NCC Test Report

Equipment	:	**Embedded System Module – WLAN/BT – Jetson TX1**
Brand Name	:	**NVIDIA**
Model No.	:	**P2180**
Applicant	:	**CISCO SYSTEMS, INC. 170 West Tasman Dr. San Jose, CA 95134, USA**
Manufacturer	:	**CISCO SYSTEMS, INC. 170 West Tasman Dr. San Jose, CA 95134, USA**
Standard	:	**LP0002 Section 3.10 (2018-01-10)**

The product was received on Feb. 27, 2018, and testing was started from Mar. 12, 2018 and completed on Mar. 17, 2018. We, SPORTON INTERTIONAL INC. EMC & Wireless Communications Laboratory, would like to declare that the tested sample has been evaluated in accordance with the procedures given in ANSI C63.10-2013 and shown compliance with the applicable technical standards.

The report must not be used by the client to claim product certification, approval, or endorsement by TAF or any agency of government.

The test results in this report apply exclusively to the tested model / sample. Without written approval of SPORTON INTERTIONAL INC. EMC & Wireless Communications Laboratory, the test report shall not be reproduced except in full.

Approved by: Allen Lin

SPORTON INTERTIONAL INC. EMC & Wireless Communications Laboratory

No. 52, Huaya 1st Rd., Guishan Dist., Taoyuan City, Taiwan (R.O.C.)

Table of Contents

HISTORY OF THIS TEST REPORT **3**

SUMMARY OF TEST RESULT **4**

1 GENERAL DESCRIPTION **5**

1.1 Information 5
1.2 Testing Applied Standards 8
1.3 Testing Location Information 8
1.4 Measurement Uncertainty 8

2 TEST CONFIGURATION OF EUT **9**

2.1 Test Condition 9
2.2 Test Channel Mode 9
2.3 The Worst Case Measurement Configuration 11
2.4 Support Equipment 12
2.5 Test Setup Diagram 13

3 TRANSMITTER TEST RESULT **16**

3.1 AC Power-line Conducted Emissions 16
3.2 DTS Bandwidth 17
3.3 Maximum Conducted Output Power 18
3.4 Power Spectral Density 20
3.5 Emissions in Non-restricted Frequency Bands 21
3.6 Emissions in Restricted Frequency Bands 22
3.7 Receiver Radiated Spurious Emissions 26

4 TEST EQUIPMENT AND CALIBRATION DATA **29**

APPENDIX A. TEST RESULTS OF AC POWER-LINE CONDUCTED EMISSIONS

APPENDIX B. TEST RESULTS OF DTS BANDWIDTH

APPENDIX C. TEST RESULTS OF MAXIMUM CONDUCTED OUTPUT POWER

APPENDIX D. TEST RESULTS OF POWER SPECTRAL DENSITY

APPENDIX E. TEST RESULTS OF EMISSIONS IN NON-RESTRICTED FREQUENCY BANDS

APPENDIX F. TEST RESULTS OF EMISSIONS IN RESTRICTED FREQUENCY BANDS

APPENDIX G. TEST RESULTS OF RECEIVER RADIATED UNWANTED EMISSIONS

APPENDIX H. TEST PHOTOS

PHOTOGRAPHS OF EUT V01

History of this test report

Report No.	Version	Description	Issued Date
TR822707-01AC	01	Initial issue of report	Aug. 02, 2018

Summary of Test Result

Report Clause	Ref. Std. Clause	Test Items	Result (PASS/FAIL)	Remark
1.1.2	3.10.1.4	Antenna Requirement	PASS	LP0002-2.2
3.1	2.3	AC Power-line Conducted Emissions	PASS	LP0002-2.3
3.2	3.10.1.6	DTS Bandwidth	PASS	≥500kHz
3.3	3.10.1.2	Maximum Conducted Output Power	PASS	Power [dBm]: 30
3.4	3.10.1.6	Power Spectral Density	PASS	PSD [dBm/3kHz]: 8
3.5	3.10.1.5	Emissions in Non-restricted Frequency Bands	PASS	Non-Restricted Bands: > 30 dBc
3.6	3.10.1.5	Emissions in Restricted Frequency Bands	PASS	Restricted Bands: LP0002-2.8
3.7	2.11	Receiver Radiated Unwanted Emissions	PASS	Restricted Bands: LP0002-2.8

Reviewed by: Jeremy Lin

Report Producer: Debby Hung

1 General Description

1.1 Information

1.1.1 RF General Information

Frequency Range (MHz)	IEEE Std. 802.11	Ch. Frequency (MHz)	Channel Number
2400-2483.5	b, g, n (HT20), ac (VHT20)	2412-2462	1-11 [11]
2400-2483.5	n (HT40), ac (VHT40)	2422-2452	3-9 [7]

Band	Mode	BWch (MHz)	Nant
2.4-2.4835GHz	802.11b	20	1TX(Port 1)
2.4-2.4835GHz	802.11g	20	1TX(Port 1)
2.4-2.4835GHz	802.11n HT20	20	2TX
2.4-2.4835GHz	802.11n HT40	40	2TX

Note:
11b mode uses a combination of DSSS-DBPSK, DQPSK, CCK modulation.
11g, HT20 and HT40 use a combination of OFDM-BPSK, QPSK, 16QAM, 64QAM modulation.
VHT20, VHT40 use a combination of OFDM-BPSK, QPSK, 16QAM, 64QAM, 256QAM modulation.
BWch is the nominal channel bandwidth.

1.1.2 Antenna Information

Ant.	Port	Brand	Model Name	Antenna Type	Connector
1	1	Shanghai Amphenol Airwave	Ci8717-15-000-R	PCB Antenna	Reversed-SMA
2	2	Shanghai Amphenol Airwave	Ci8717-15-000-R	PCB Antenna	Reversed-SMA
3	-	Shanghai Amphenol Airwave	Ci8210-15-000-R-TA	PCB Antenna	I-PEX
4	-	Shanghai Amphenol Airwave	Ci8211-15-000-R	PCB Antenna	I-PEX
5	-	Shanghai Amphenol Airwave	CI9808-15-000-R	PCB Antenna	I-PEX
6	-	Shanghai Amphenol Airwave	CI9809-15-000-R	PCB Antenna	I-PEX
7	-	Shanghai Amphenol Airwave	CI9811-15-000-R	PCB Antenna	I-PEX
8	-	Shanghai Amphenol Airwave	CI9810-15-000-R	PCB Antenna	I-PEX
9	-	Shanghai Amphenol Airwave	CI9812-15-000-R	PCB Antenna	I-PEX
10	-	Shanghai Amphenol Airwave	CI9813-15-000-R	PCB Antenna	I-PEX

Ant.	Gain (dBi)					
	2.4G	BT	U-NII-1	U-NII-2A	U-NII-2C	U-NII-3
1	6.02	6.02	5.53	6.48	7.91	5.38
2	6.02	6.02	5.53	6.48	7.91	5.38
3	-2.3	-2.3	2.5	2.9	3	3.2
4	-2.1	-2.1	1.2	1.7	3.2	4.1
5	-	-	-7.8	-7.8	-6.5	-5
6	-	-	-5.9	-5.7	-4.5	-3.1
7	-	-	-6.5	-6.1	-4.1	-3.7
8	-	-	-6.1	-5.7	-4.6	-3.3
9	-	-	-6.1	-7.6	-4.8	-4
10	-	-	-6.1	-7.6	-4.8	-4

Note : EUT can match with above antennas for using. Higher gain antenna(Ant.1 and Ant. 2) was used to perform the worst configuration and result of that was recorded as the final test result.

For 2.4GHz function:

For IEEE 802.11 b/g mode (1TX/1RX)

Support diversity function and pre-tested on each single chain, the worst case was Ant. 1(port 1) and it was record in this test report.

For IEEE 802.11 n mode (2TX/2RX)

Supports 2T2R Spatial Multiplexing MIMO configuration.

For BT function:

For IEEE 802.15.1 Bluetooth mode (1TX/1RX)

For 5GHz function:

For IEEE 802.11 a mode (1TX/1RX)

Support diversity function and pre-tested on each single chain, the worst case was Ant. 1(port 1) and it was record in this test report.

For IEEE 802.11 n/ac mode (2TX/2RX)
Supports 2T2R Spatial Multiplexing MIMO configuration.

1.1.3 EUT Information

Operational Condition				
EUT Power Type	From AC Adapter			
RF Chip	BCM4354			
Beamforming Function	☐	With beamforming	☒	Without beamforming

Type of EUT		
☒	Stand-alone	
☐	Combined (EUT where the radio part is fully integrated within another device)	
	Combined Equipment - Brand Name / Model No.:	…
☐	Plug-in radio (EUT intended for a variety of host systems)	
	Host System - Brand Name / Model No.:	…
☐	Other:	

1.1.4 Mode Test Duty Cycle

Mode	DC	DCF(dB)	T(s)	VBW(Hz) ≥ 1/T
802.11b	0.99	0.044	n/a (DC>=0.98)	n/a (DC>=0.98)
802.11g	0.935	0.292	1.431m	1k
802.11n HT20	0.933	0.301	1.341m	1k
802.11n HT40	0.856	0.675	668.75u	3k

1.1.5 Table for Permissive Change

This product is an extension of original one reported under Sporton project number: TR822707AC

Below is the table for the change of the product with respect to the original one.

Modifications	Performance Checking
Six Antenna were added	N/A

1.2 Testing Applied Standards

According to the specifications of the manufacturer, the EUT must comply with the requirements of the following standards:
LP0002 (2018-01-10)
ANSI C63.10-2013
KDB 558074 D01 v04
KDB 662911 D01 v02r01
ANSI C63.4-2014

1.3 Testing Location Information

Testing Location					
☒	HWA YA	ADD :	No. 52, Huaya 1st Rd., Guishan Dist., Taoyuan City, Taiwan (R.O.C.)		
		TEL :	886-3-327-3456	FAX :	886-3-327-0973
☐	JHUBEI	ADD :	No.8, Ln. 724, Bo'ai St., Zhubei City, Hsinchu County, Taiwan (R.O.C.)		
		TEL :	886-3-656-9065	FAX :	886-3-656-9085

Test Condition	Test Site No.	Test Engineer	Test Environment	Test Date
RF Conducted	TH06-HY	Barry	24.5°C / 62%	16/Mar/2018
Radiated	03CH02-HY	Jerry	25.8°C / 55%	16/Mar/2018
AC Conduction	CO04-HY	Daniel	22.8°C / 51%	17/Mar/2018

1.4 Measurement Uncertainty

ISO/IEC 17025 requires that an estimate of the measurement uncertainties associated with the emissions test results be included in the report. The measurement uncertainties given below are based on a 95% confidence level (based on a coverage factor (k=2)

Test Items	Uncertainty	Remark
Conducted Emission (150kHz ~ 30MHz)	3.6 dB	Confidence levels of 95%
Radiated Emission (9kHz ~ 30MHz)	3.0 dB	Confidence levels of 95%
Radiated Emission (30MHz ~ 1,000MHz)	4.3 dB	Confidence levels of 95%
Radiated Emission (1GHz ~ 18GHz)	3.9 dB	Confidence levels of 95%
Radiated Emission (18GHz ~ 40GHz)	3.5 dB	Confidence levels of 95%
Conducted Emission	1.3 dB	Confidence levels of 95%
Temperature	0.7 ℃	Confidence levels of 95%
Humidity	4 %	Confidence levels of 95%

2 Test Configuration of EUT

2.1 Test Condition

Condition Item	Abbreviation/Remark	Remark
RF Conducted	Abbreviation	Remark
TnomVnom	Tnom	20°C
-	Vnom	110V

2.2 Test Channel Mode

Test Software	DoS

Mode	Power Setting
802.11b_Nss1,(1Mbps)_1TX(Port1)	-
2412MHz	23
2437MHz	23
2457MHz	23
2462MHz	20.5
802.11g_Nss1,(6Mbps)_1TX(Port1)	-
2412MHz	20.5
2417MHz	23
2437MHz	23
2452MHz	23
2457MHz	22
2462MHz	18.5
802.11n HT20_Nss1,(MCS0)_2TX	-
2412MHz	19.5
2417MHz	21.5
2422MHz	23
2437MHz	23
2442MHz	23
2447MHz	21
2452MHz	19.5
2457MHz	18.5
2462MHz	15.5
802.11n HT40_Nss1,(MCS0)_2TX	-
2422MHz	17.5
2437MHz	17

Mode	Power Setting
2442MHz	16
2447MHz	15.5
2452MHz	15

2.3 The Worst Case Measurement Configuration

The Worst Case Mode for Following Conformance Tests	
Tests Item	AC power-line conducted emissions
Condition	AC power-line conducted measurement for line and neutral
Operating Mode	CTX/CRX
1	Adapter Mode ; 2.4G TX
2	Adapter Mode ; 2.4G RX

The Worst Case Mode for Following Conformance Tests	
Tests Item	DTS Bandwidth Maximum Conducted Output Power Power Spectral Density Emissions in Non-restricted Frequency Bands
Test Condition	Conducted measurement at transmit chains

The Worst Case Mode for Following Conformance Tests	
Tests Item	Emissions in Restricted Frequency Bands Receiver Radiated Unwanted Emissions
Test Condition	Radiated measurement If EUT consist of multiple antenna assembly (multiple antenna are used in EUT regardless of spatial multiplexing MIMO configuration), the radiated test should be performed with highest antenna gain of each antenna type.
Operating Mode < 1GHz	CTX/CRX
1	Adapter Mode ; 2.4G TX
2	Adapter Mode ; 2.4G RX
Operating Mode > 1GHz	CTX/CRX
Orthogonal Planes of EUT	**Z Plane**

2.4 Support Equipment

Support Equipment – RF Conducted				
No.	**Equipment**	**Brand Name**	**Model Name**	**FCC ID**
1	Notebook	DELL	E5410	DoC
2	Adapter for Notebook	DELL	HA65NM130	DoC
3	AC Source	GW	APS-9102	-
4	Fixture	-	-	-

Note: Support equipment No.4 was provided by customer.

Support Equipment – Radiated Emission and AC Conduction				
No.	**Equipment**	**Brand Name**	**Model Name**	**FCC ID**
1	Fixture	-	-	-
2	AC Adapter	AcBel	ADF019	-

Note: Support equipment No.1 was provided by customer.

2.5 Test Setup Diagram

Test Setup Diagram – AC Line Conducted Emission Test (TX&RX)

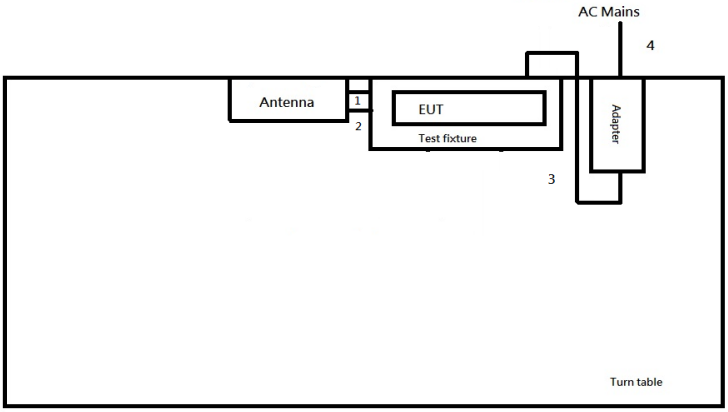

Item	Connection	Shielded	Length(m)	Remark
1	Antenna cable	No	0.75	-
2	Antenna cable	No	0.75	-
3	DC Power line	No	1.4	-
4	AC Power line	No	1.0	-

Test Setup Diagram - Radiated Test (TX)

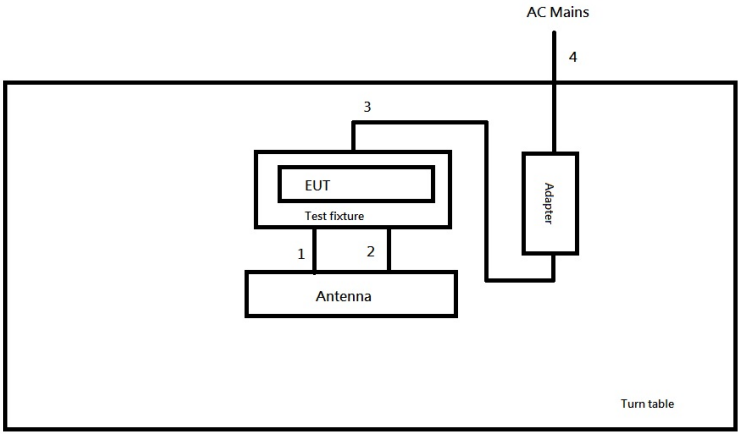

Item	Connection	Shielded	Length(m)	Remark
1	Antenna cable	No	0.75	-
2	Antenna cable	No	0.75	-
3	DC Power line	No	1.4	-
4	AC Power line	No	1.0	-

Test Setup Diagram - Radiated Test (RX)

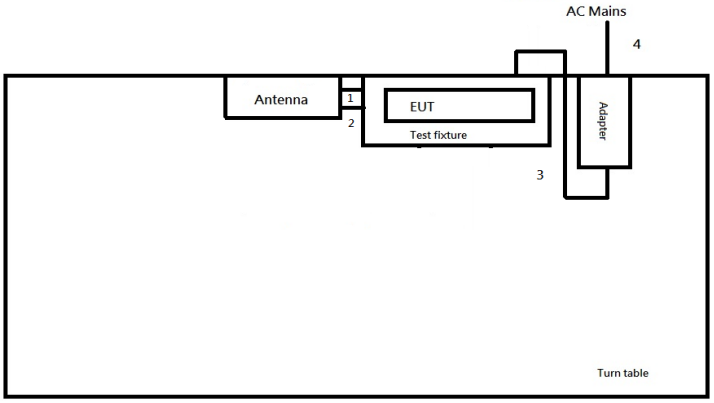

Item	Connection	Shielded	Length(m)	Remark
1	Antenna cable	No	0.75	-
2	Antenna cable	No	0.75	-
3	DC Power line	No	1.4	-
4	AC Power line	No	1.0	-

3 Transmitter Test Result

3.1 AC Power-line Conducted Emissions

3.1.1 AC Power-line Conducted Emissions Limit

AC Power-line Conducted Emissions Limit		
Frequency Emission (MHz)	**Quasi-Peak**	**Average**
0.15-0.5	66 - 56 *	56 - 46 *
0.5-5	56	46
5-30	60	50
Note 1: * Decreases with the logarithm of the frequency.		

3.1.2 Measuring Instruments

Refer a test equipment and calibration data table in this test report.

3.1.3 Test Procedures

Test Method
☒ Refer as ANSI C63.10-2013, clause 6.2 for AC power-line conducted emissions.

3.1.4 Test Setup

AC Power-line Conducted Emissions

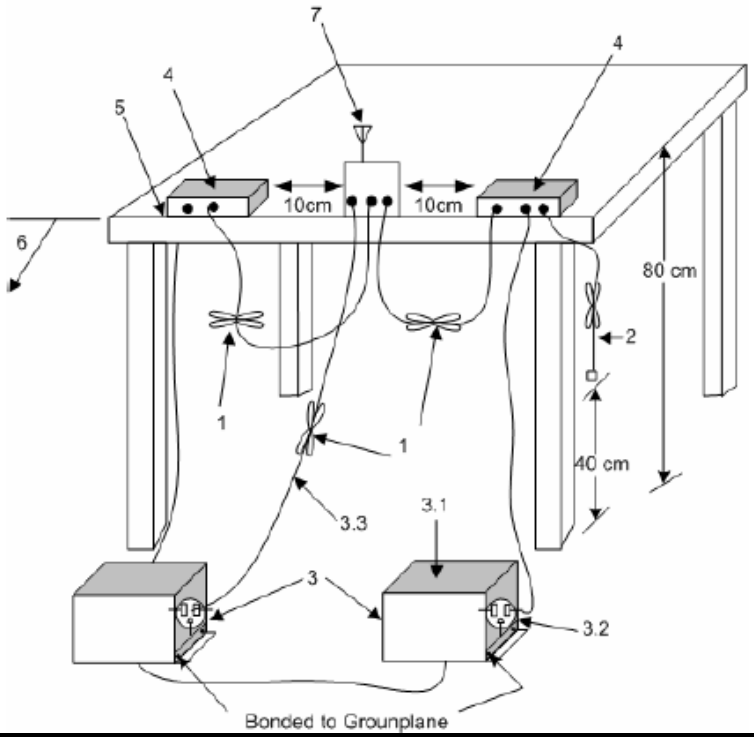

3.1.5 Test Result of AC Power-line Conducted Emissions

Refer as Appendix A

3.2 DTS Bandwidth

3.2.1 6dB Bandwidth Limit

6dB Bandwidth Limit
Systems using digital modulation techniques:
▪ 6 dB bandwidth ≥ 500 kHz.

3.2.2 Measuring Instruments

Refer a test equipment and calibration data table in this test report.

3.2.3 Test Procedures

Test Method	
▪ For the emission bandwidth shall be measured using one of the options below:	
	☒ Refer as KDB 558074, clause 8.1 Option 1 for 6 dB bandwidth measurement.
	☐ Refer as KDB 558074, clause 8.2 Option 2 for 6 dB bandwidth measurement.
	☐ Refer as RSS-Gen, clause 6.7 for for occupied bandwidth testing.
	☐ Refer as ANSI C63.10, clause 6.9.3 for occupied bandwidth testing.

3.2.4 Test Setup

Emission Bandwidth


3.2.5 Test Result of Emission Bandwidth

Refer as Appendix B

3.3 Maximum Conducted Output Power

3.3.1 Maximum Conducted Output Power Limit

Maximum Conducted Output Power Limit		
	▪ If $G_{TX} \leq 6$ dBi, then $P_{Out} \leq 30$ dBm (1 W)	
	▪ Point-to-multipoint systems (P2M): If $G_{TX} > 6$ dBi, then $P_{Out} = 30 – (G_{TX} – 6)$ dBm	
	▪ Point-to-point systems (P2P): If $G_{TX} > 6$ dBi, then $P_{Out} = 30 – (G_{TX} – 6)/3$ dBm	
	▪ Smart antenna system (SAS):	
		- Single beam: If $G_{TX} > 6$ dBi, then $P_{Out} = 30 – (G_{TX} – 6)/3$ dBm
		- Overlap beam: If $G_{TX} > 6$ dBi, then $P_{Out} = 30 – (G_{TX} – 6)/3$ dBm
		- Aggregate power on all beams: If $G_{TX} > 6$ dBi, then $P_{Out} = 30 – (G_{TX} – 6)/3 + 8$dB dBm
e.i.r.p. Power Limit:		
▪ 2400-2483.5 MHz Band		
	▪ Point-to-multipoint systems (P2M): $P_{eirp} \leq 36$ dBm (4 W)	
	▪ Point-to-point systems (P2P): $P_{eirp} \leq MAX(36, [P_{Out} + G_{TX}])$ dBm	
	▪ Smart antenna system (SAS)	
		- Single beam: $P_{eirp} \leq MAX(36, P_{Out} + G_{TX})$ dBm
		- Overlap beam: $P_{eirp} \leq MAX(36, P_{Out} + G_{TX})$ dBm
		- Aggregate power on all beams: $P_{eirp} \leq MAX(36, [P_{Out} + G_{TX} + 8])$ dBm
P_{Out} = maximum peak conducted output power or maximum conducted output power in dBm, **G_{TX}** = the maximum transmitting antenna directional gain in dBi.		

3.3.2 Measuring Instruments

Refer a test equipment and calibration data table in this test report.

3.3.3 Test Procedures

Test Method	
▪ Maximum Peak Conducted Output Power	
	☐ Refer as KDB 558074, clause 9.1.1 Option 1 (RBW ≥ EBW method).
	☐ Refer as KDB 558074, clause 9.1.2 Option 2 (integrated band power method)
	☐ Refer as KDB 558074, clause 9.1.3 Option 3 (peak power meter for VBW ≥ DTS BW)
▪ Maximum Average Conducted Output Power	
	Duty cycle ≥ 98%
	☐ Refer as KDB 558074, clause 9.2.2.4 Method AVGSA-2 (spectral trace averaging).
	Duty cycle < 98%
	☐ Refer as KDB 558074, clause 9.2.2.5 Method AVGSA-2 Alt. (slow sweep speed)
	RF power meter and average over on/off periods with duty factor or gated trigger
	☒ Refer as KDB 558074, clause 9.2.3.1 Method AVGPM (using an RF average power meter).
▪ For conducted measurement.	
	▪ If the EUT supports multiple transmit chains using options given below: Refer as KDB 662911, In-band power measurements. Using the measure-and-sum approach, measured all transmit ports individually. Sum the power (in linear power units e.g., mW) of all ports for each individual sample and save them.
	▪ If multiple transmit chains, EIRP calculation could be following as methods: $P_{total} = P_1 + P_2 + \ldots + P_n$ (calculated in linear unit [mW] and transfer to log unit [dBm]) $EIRP_{total} = P_{total} + DG$

3.3.4 Test Setup

Maximum Conducted Output Power (Power Meter)

3.3.5 Test Result of Maximum Conducted Output Power

Refer as Appendix C

3.4 Power Spectral Density

3.4.1 Power Spectral Density Limit

Power Spectral Density Limit
▪ Power Spectral Density (PSD) ≤ 8 dBm/3kHz

3.4.2 Measuring Instruments

Refer a test equipment and calibration data table in this test report.

3.4.3 Test Procedures

Test Method		
▪ Peak power spectral density procedures that the same method as used to determine the conducted output power. If maximum peak conducted output power was measured to demonstrate compliance to the output power limit, then the peak PSD procedure below (Method PKPSD) shall be used. If maximum conducted output power was measured to demonstrate compliance to the output power limit, then one of the average PSD procedures shall be used, as applicable based on the following criteria (the peak PSD procedure is also an acceptable option).		
	☒ Refer as KDB 558074, clause 10.2 Method PKPSD (RBW=3-100kHz; Detector=peak).	
▪ For conducted measurement.		
	▪ If The EUT supports multiple transmit chains using options given below:	
		▪ Measure and sum the spectra across the outputs. Refer as KDB 662911, In-band power spectral density (PSD). Sample all transmit ports simultaneously using a spectrum analyzer for each transmit port. Where the trace bin-by-bin of each transmit port summing can be performed. (i.e., in the first spectral bin of output 1 is summed with that in the first spectral bin of output 2 and that from the first spectral bin of output 3, and so on up to the NTX output to obtain the value for the first frequency bin of the summed spectrum.). Add up the amplitude (power) values for the different transmit chains and use this as the new data trace.

3.4.4 Test Setup

Power Spectral Density


3.4.5 Test Result of Power Spectral Density

Refer as Appendix D

3.5 Emissions in Non-restricted Frequency Bands

3.5.1 Emissions in Non-restricted Frequency Bands Limit

Un-restricted Band Emissions Limit	
RF output power procedure	**Limit (dB)**
Peak output power procedure	20
Average output power procedure	30

Note 1: If the peak output power procedure is used to measure the fundamental emission power to demonstrate compliance to requirements, then the peak conducted output power measured within any 100 kHz outside the authorized frequency band shall be attenuated by at least 20 dB relative to the maximum measured in-band peak PSD level.

Note 2: If the average output power procedure is used to measure the fundamental emission power to demonstrate compliance to requirements, then the power in any 100 kHz outside of the authorized frequency band shall be attenuated by at least 30 dB relative to the maximum measured in-band average PSD level.

3.5.2 Measuring Instruments

Refer a test equipment and calibration data table in this test report.

3.5.3 Test Procedures

Test Method
▪ Refer as KDB 558074, clause 11 for unwanted emissions into non-restricted bands.

3.5.4 Test Setup

Emissions in Non-restricted Frequency Bands

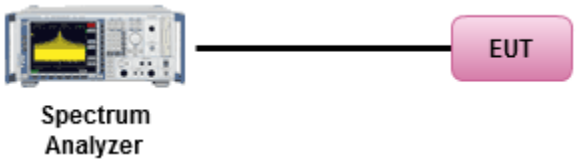

3.5.5 Test Result of Emissions in Non-restricted Frequency Bands

Refer as Appendix E

3.6 Emissions in Restricted Frequency Bands

3.6.1 Emissions in Restricted Frequency Bands Limit

Restricted Band Emissions Limit			
Frequency Range (MHz)	**Field Strength (uV/m)**	**Field Strength (dBuV/m)**	**Measure Distance (m)**
0.009~0.490	2400/F(kHz)	48.5 - 13.8	300
0.490~1.705	24000/F(kHz)	33.8 - 23	30
1.705~30.0	30	29	30
30~88	100	40	3
88~216	150	43.5	3
216~960	200	46	3
Above 960	500	54	3

Note 1: Test distance for frequencies at or above 30 MHz, measurements may be performed at a distance other than the limit distance provided they are not performed in the near field and the emissions to be measured can be detected by the measurement equipment. When performing measurements at a distance other than that specified, the results shall be extrapolated to the specified distance using an extrapolation factor of 20 dB/decade (inverse of linear distance for field-strength measurements, inverse of linear distance-squared for power-density measurements).

Note 2: Test distance for frequencies at below 30 MHz, measurements may be performed at a distance closer than the EUT limit distance; however, an attempt should be made to avoid making measurements in the near field. When performing measurements below 30 MHz at a closer distance than the limit distance, the results shall be extrapolated to the specified distance by either making measurements at a minimum of two or more distances on at least one radial to determine the proper extrapolation factor or by using the square of an inverse linear distance extrapolation factor (40 dB/decade). The test report shall specify the extrapolation method used to determine compliance of the EUT.

Note 3: Using the distance of 1m during the test for above 18 GHz, and the test value to correct for the distance factor at 3m.

3.6.2 Measuring Instruments

Refer a test equipment and calibration data table in this test report.

3.6.3 Test Procedures

Test Method		
▪ The average emission levels shall be measured in [duty cycle ≥ 98 or duty factor].		
▪ Refer as ANSI C63.10, clause 6.10.3 band-edge testing shall be performed at the lowest frequency channel and highest frequency channel within the allowed operating band.		
▪ For the transmitter unwanted emissions shall be measured using following options below:		
	▪ Refer as KDB 558074, clause 12 for unwanted emissions into restricted bands.	
		☒ Refer as KDB 558074, clause 12.2.5.3 (ANSI C63.10, clause 4.1.4.2.3), Reduced VBW≥1/T.
		☒ Refer as KDB 558074, clause 12.2.4 measurement procedure peak limit.
▪ For the transmitter band-edge emissions shall be measured using following options below:		
	▪ Refer as KDB 558074 clause 13.1, When the performing peak or average radiated measurements, emissions within 2 MHz of the authorized band edge may be measured using the marker-delta method described below.	
	▪ Refer as KDB 558074, clause 13.2 (ANSI C63.10, clause 6.10.6) for marker-delta method for band-edge measurements.	
	▪ Refer as KDB 558074, clause 13.3 for narrower resolution bandwidth (100kHz) using the band power and summing the spectral levels (i.e., 1 MHz).	
▪ For conducted and cabinet radiation measurement, refer as KDB 558074, clause 12.2.2.		
	▪ For conducted unwanted emissions into restricted bands (absolute emission limits). Devices with multiple transmit chains using options given below: (1) Measure and sum the spectra across the outputs or (2) Measure and add 10 log(N) dB	
	▪ For KDB 662911 The methodology described here may overestimate array gain, thereby resulting in apparent failures to satisfy the out-of-band limits even if the device is actually compliant. In such cases, compliance may be demonstrated by performing radiated tests around the frequencies at which the apparent failures occurred.	

3.6.4 Test Setup

Emissions in Restricted Frequency Bands

9kHz ~30MHz

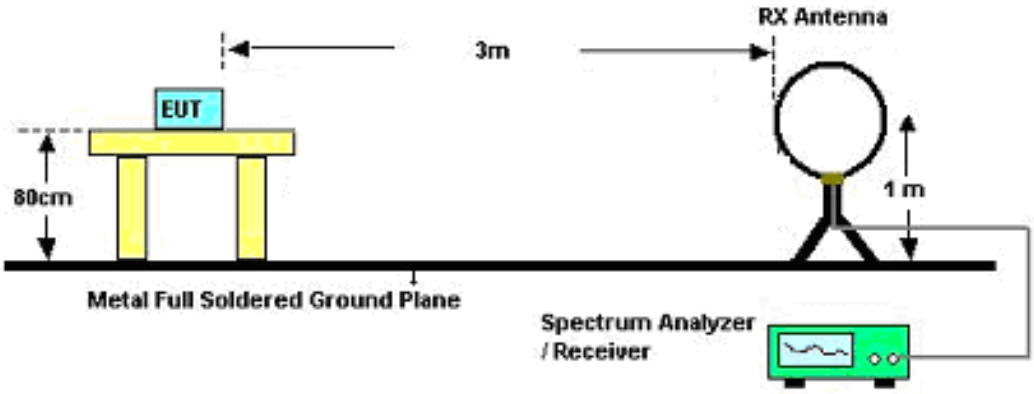

30MHz~1GHz

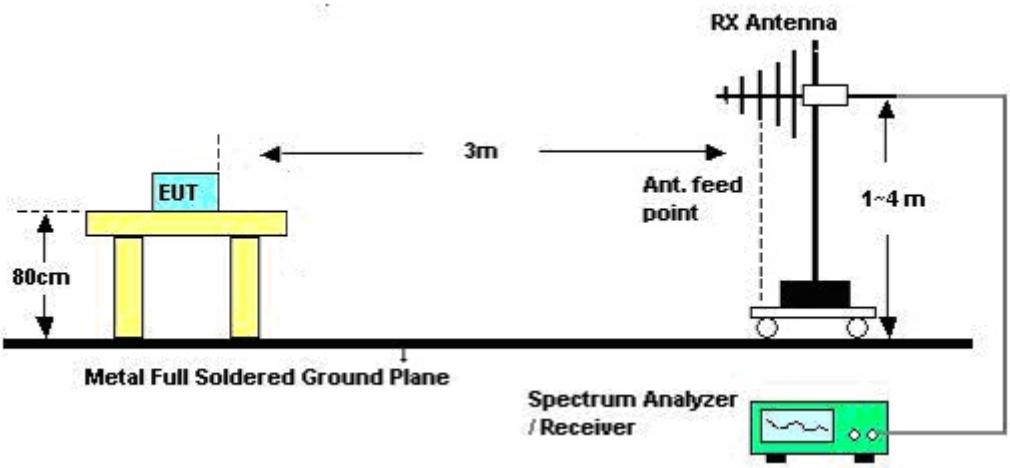

Above 1GHz

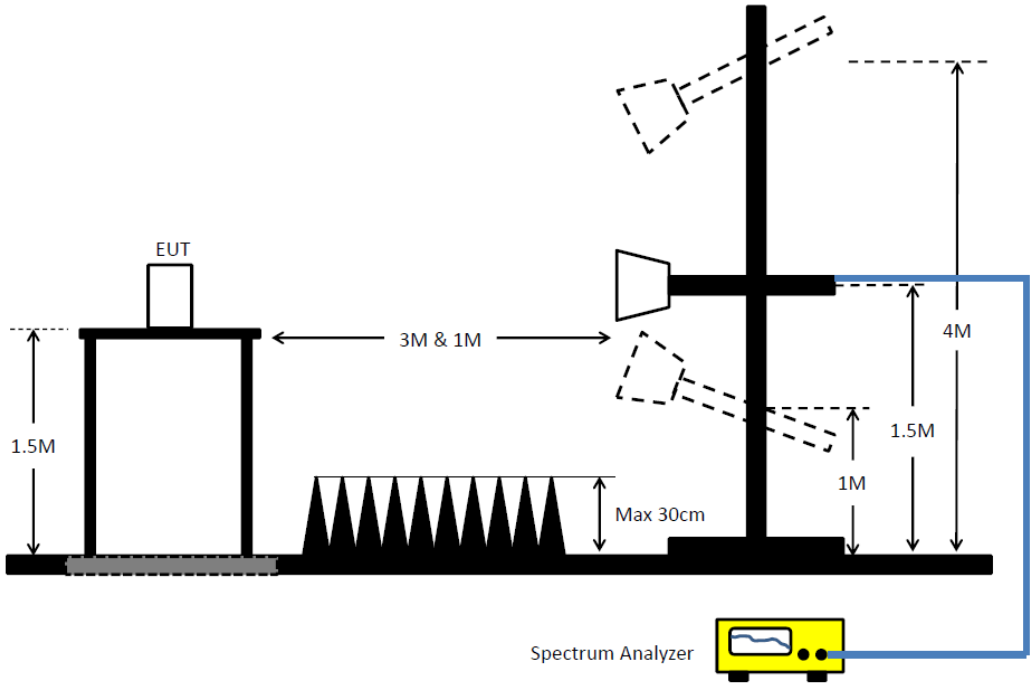

3.6.5 Test Result of Emissions in Restricted Frequency Bands (Below 30MHz)

The amplitude of spurious emissions which are attenuated by more than 20dB below the permissible value has no need to be reported.

3.6.6 Test Result of Emissions in Restricted Frequency Bands

Refer as Appendix F

3.7 Receiver Radiated Spurious Emissions

3.7.1 Receiver in Radiated Spurious Emissions Limit

Restricted Spurious Emissions Limit			
Frequency Range (MHz)	**Field Strength (uV/m)**	**Field Strength (dBuV/m)**	**Measure Distance (m)**
0.009~0.490	2400/F(kHz)	48.5 - 13.8	300
0.490~1.705	24000/F(kHz)	33.8 - 23	30
1.705~30.0	30	29	30
30~88	100	40	3
88~216	150	43.5	3
216~960	200	46	3
Above 960	500	54	3

Note 1: Test distance for frequencies at or above 30 MHz, measurements may be performed at a distance other than the limit distance provided they are not performed in the near field and the emissions to be measured can be detected by the measurement equipment. When performing measurements at a distance other than that specified, the results shall be extrapolated to the specified distance using an extrapolation factor of 20 dB/decade (inverse of linear distance for field-strength measurements, inverse of linear distance-squared for power-density measurements).

Note 2: Test distance for frequencies at below 30 MHz, measurements may be performed at a distance closer than the EUT limit distance; however, an attempt should be made to avoid making measurements in the near field. When performing measurements below 30 MHz at a closer distance than the limit distance, the results shall be extrapolated to the specified distance by either making measurements at a minimum of two or more distances on at least one radial to determine the proper extrapolation factor or by using the square of an inverse linear distance extrapolation factor (40 dB/decade). The test report shall specify the extrapolation method used to determine compliance of the EUT.

3.7.2 Measuring Instruments

Refer a test equipment and calibration data table in this test report.

3.7.3 Test Procedures

Test Method	
☒	The search for spurious emissions shall be from the lowest frequency internally generated or used in the receiver (e.g. local oscillator, intermediate or carrier frequency), or 30 MHz, whichever is higher, to at least 3 times the highest tuneable or local oscillator frequency, whichever is higher, without exceeding 40 GHz.
☒	Measurements may be performed at a distance other than the limit distance provided they are not performed in the near field and the emissions to be measured can be detected by the measurement equipment. When performing measurements at a distance other than that specified, the results shall be extrapolated to the specified distance using an extrapolation factor of 20 dB/decade (inverse of linear distance for field-strength measurements, inverse of linear distance-squared for power-density measurements).
☒	For radiated measurement, refer as KDB558074, clause 12.2.7.
☒	Refer as ANSI C63.4, clause 8.3.1.1 and 8.3.2.1 for radiated emissions from below 30 MHz.
☒	Refer as ANSI C63.4, clause 8.3.1.1 and 8.3.2.1 for radiated emissions from 30 MHz-1 GHz. For the peak measurement is fully sufficient, as the max field strength as measured with the Peak-Detector meets the QP-Limit so that the QP level does not need to be reported in addition.
☒	Refer as ANSI C63.4, clause 8.3.1.2 and 8.3.2.2 for radiated emissions from above 1 GHz. For the peak measurement is fully sufficient, as the max field strength as measured with the Peak-Detector meets the AV-Limit so that the AV level does not need to be reported in addition.
☒	All amplitude of spurious emissions that are attenuated by more than 30 dB below the permissible value has no need to be reported.

3.7.4 Test Setup

Receiver Spurious and Out of Band Emissions (9 kHz - 30 MHz)

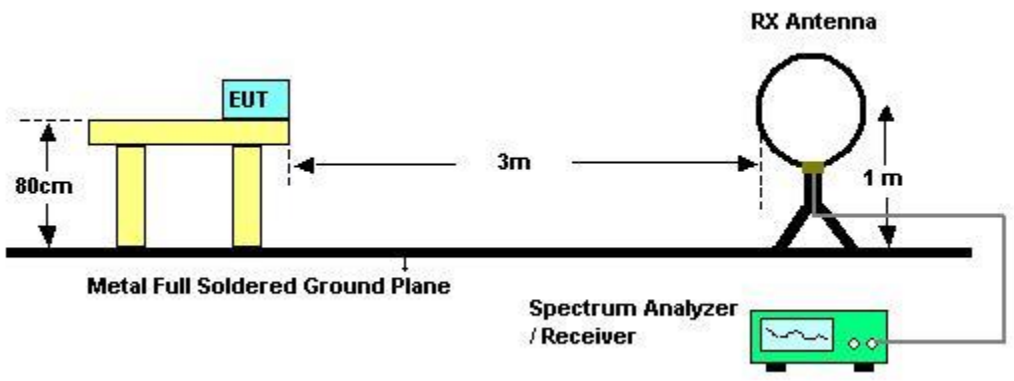

Receiver Radiated Unwanted Emissions (below 1GHz)

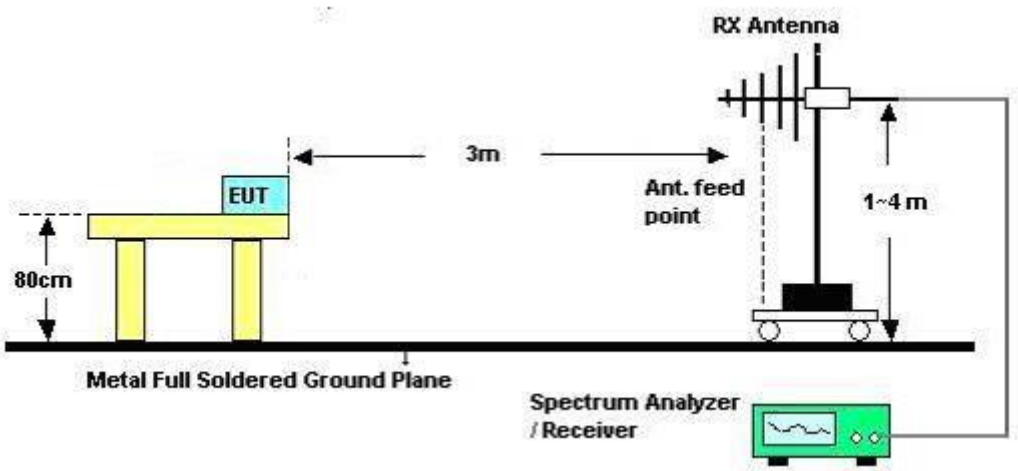

Receiver Radiated Unwanted Emissions (above 1GHz)

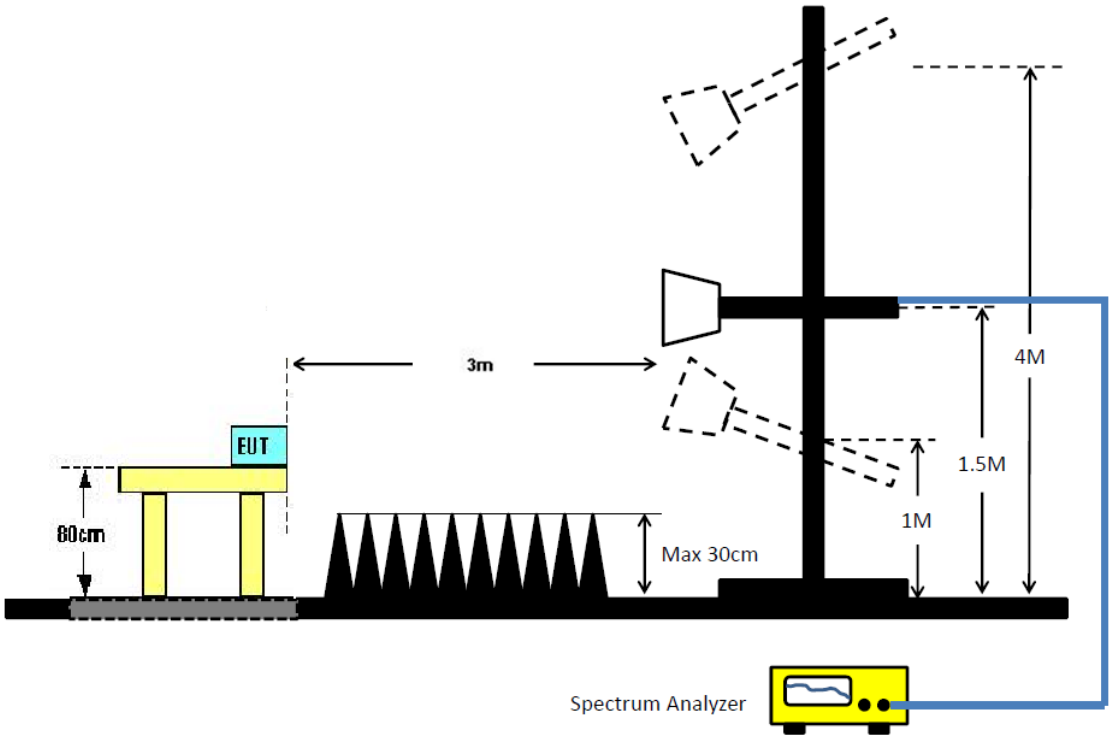

3.7.5 Receiver Radiated Unwanted Emissions (Below 30MHz)

The amplitude of spurious emissions which are attenuated by more than 20dB below the permissible value has no need to be reported.

3.7.6 Test Result of Receiver Radiated Unwanted Emissions

Refer as Appendix G

4 Test Equipment and Calibration Data

Instrument for AC Conduction

Instrument	Manufacturer	Model No.	Serial No.	Spec.	Calibration Date	Calibration Due Date
EMC Receiver	R&S	ESR3	102052	9KHz ~ 3.6GHz	29/Apr/2017	28/Apr/2018
LISN	R&S	ENV216	101295	9kHz ~ 30MHz	17/Nov/2017	16/Nov/2018
RF Cable-CON	HUBER+SUHNER	RG213/U	07611832020001	9kHz ~ 30MHz	06/Oct/2017	05/Oct/2018
AC POWER	APC	AFC-11005G	F310050055	47Hz~63Hz 5~300V	NCR	NCR
Impuls Begrenzer Pulse Limiter	SCHWARZBECK	VTSD 9561-F	9561-F041	9 kHz ~ 30 MHz	12/Oct/2017	11/Oct/2018

NCR : Non-Calibration Require

Instrument for Radiated Test

Instrument	Manufacturer	Model No.	Serial No.	Spec.	Calibration Date	Calibration Due Date
Spectrum Analyzer	R&S	FSP40	100305	9KHz - 40GHz	12/Dec/2017	11/Dec/2018
3m Semi Anechoic	SIDT FRANKONIA	SAC-3M	03CH02-HY	30MHz-1GHz	20/Oct/2017	19/Oct/2018
3m Semi Anechoic	SIDT FRANKONIA	SAC-3M	03CH02-HY	1GHz ~ 18GHz	27/Oct/2017	26/Oct/2018
Amplifier	Agilent	8447D	2944A11149	100KHz-1.3GHz	29/Jun/2017	28/Jun/2018
Amplifier	Ketsight	8449B	3008A02602	1GHz-26.5GHz	19/Sep/2017	18/Sep/2018
Horn Antenna	SCHWARZBECK	BBHA9120D	BBHA9120D 01531	1GHz-18GHz	11/May/2017	10/May/2018
Horn Antenna	SCHWARZBECK	BBHA9170	BBHA9170154	18GHz-40GHz	06/Feb/2018	05/Feb/2019
Bilog Antenna	SCHAFFNER	CBL6112B	2723	30MHz-1GHz	09/Sep/2017	08/Sep/2018
Amplifier	MITEQ	TTA1840-35-HG	1864481	18GHz-40GHz	31/Aug/2017	30/Aug/2018
RF Cable-high	SUHNER	SUCOFLEX104	MY34918/4	1GHz ~ 40GHz	19/Jan/2018	18/Jan/2019
RF Cable-R03m	Jye Bao	RG142	CB017	9kHz ~ 1GHz	19/Jan/2018	18/Jan/2019
Receiver	R&S	ESU3	102052	9kHz ~ 3.6GHz	29/Apr/2017	28/Apr/2018

Instrument for Conducted Test

Instrument	Manufacturer	Model No.	Serial No.	Spec.	Calibration Date	Calibration Due Date
Spectrum Analyzer	R&S	FSV 40	101013	10Hz~40GHz	29/Dec/2017	28/Dec/2018
Power Sensor	Anritsu	MA2411B	1027452	300MHz ~ 40GHz	27/Feb/2018	26/Feb/2019
Power Meter	Anritsu	ML2495A	1124009	300MHz ~ 40GHz	27/Feb/2018	26/Feb/2019
Signal Generator	R&S	SMR40	100116	10MHz ~ 40GHz	27/Jul/2017	26/Jul/2018
Temp. and Humidity Chamber	Giant Force	GTH-225-40-CP-AR	MAA1611-005	-40 ~ 100℃	21/Nov/2016	20/Nov/2018
RF Cable-0.2m	HUBER+SUHNER	SUCOFLEX_104	MY677/3	30MHz ~ 26.5GHz	25/Aug/2017	24/Aug/2018
RF Cable-0.2m	HUBER+SUHNER	SUCOFLEX_104	MY678/3	30MHz ~ 26.5GHz	25/Aug/2017	24/Aug/2018
RF Cable-0.5m	HUBER+SUHNER	SUCOFLEX_104	MY10717/4	30MHz ~ 26.5GHz	25/Aug/2017	24/Aug/2018
RF Cable-1.5m	HUBER+SUHNER	SUCOFLEX_104	MY12586/4	30MHz ~ 26.5GHz	25/Aug/2017	24/Aug/2018

AC Power-line Conducted Emissions Result			
Operating Mode	1	**Power Phase**	Neutral
Operating Function	Adapter Mode ; 2.4G TX		

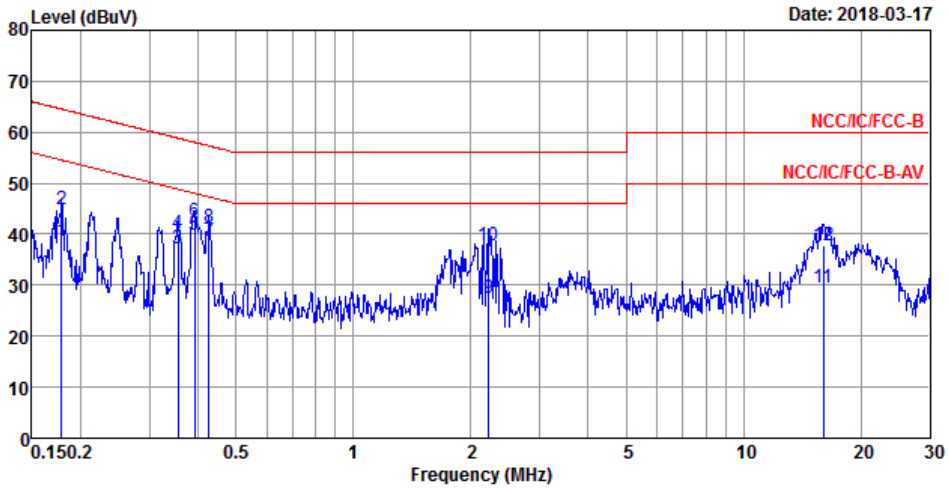

	Freq	Level	Over Limit	Limit Line	Read Level	LISN Factor	Cable Loss	Remark
	MHz	dBuV	dB	dBuV	dBuV	dB	dB	
1	0.1787	38.73	-15.82	54.55	29.09	9.62	0.02	Average
2	0.1787	44.79	-19.76	64.55	35.15	9.62	0.02	QP
3	0.3558	37.12	-11.71	48.83	27.43	9.61	0.08	Average
4	0.3558	40.08	-18.75	58.83	30.39	9.61	0.08	QP
5 MAX	0.3914	39.90	-8.13	48.03	30.19	9.61	0.10	Average
6	0.3914	42.56	-15.47	58.03	32.85	9.61	0.10	QP
7	0.4260	38.70	-8.63	47.33	29.00	9.61	0.09	Average
8	0.4260	41.37	-15.96	57.33	31.67	9.61	0.09	QP
9	2.2249	27.44	-18.56	46.00	17.80	9.63	0.01	Average
10	2.2249	37.86	-18.14	56.00	28.22	9.63	0.01	QP
11	16.0546	29.57	-20.43	50.00	19.82	9.70	0.05	Average
12	16.0546	37.81	-22.19	60.00	28.06	9.70	0.05	QP

Note 1: “>20dB” means emission levels that exceed the level of 20 dB below the applicable limit.
Note 2: “N/F” means Nothing Found emissions (No emissions were detected.)

AC Power-line Conducted Emissions Result			
Operating Mode	1	**Power Phase**	Line
Operating Function	Adapter Mode ; 2.4G TX		

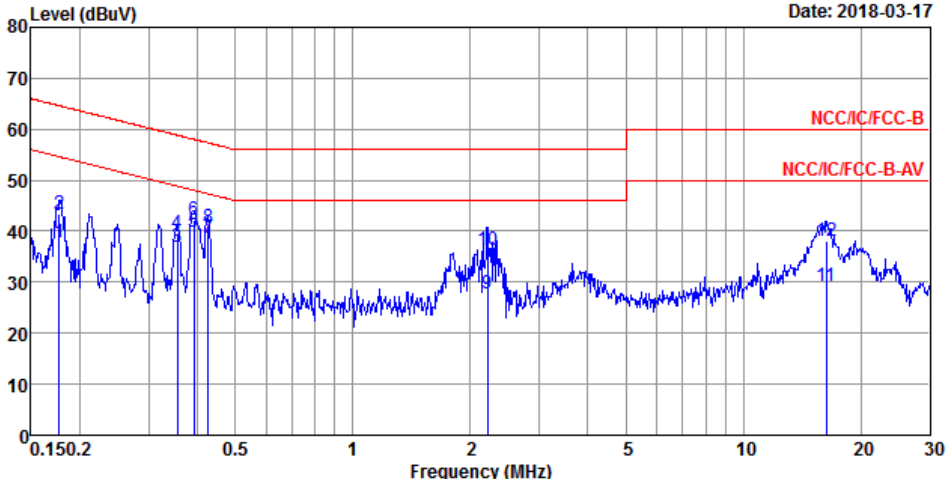

	Freq	Level	Over Limit	Limit Line	Read Level	LISN Factor	Cable Loss	Remark
	MHz	dBuV	dB	dBuV	dBuV	dB	dB	
1	0.1768	37.81	-16.83	54.64	28.17	9.62	0.02	Average
2	0.1768	43.40	-21.24	64.64	33.76	9.62	0.02	QP
3	0.3558	36.87	-11.96	48.83	27.18	9.61	0.08	Average
4	0.3558	39.47	-19.36	58.83	29.78	9.61	0.08	QP
5 MAX	0.3914	39.83	-8.20	48.03	30.12	9.61	0.10	Average
6	0.3914	42.18	-15.85	58.03	32.47	9.61	0.10	QP
7	0.4260	38.54	-8.79	47.33	28.84	9.61	0.09	Average
8	0.4260	40.83	-16.50	57.33	31.13	9.61	0.09	QP
9	2.2132	27.85	-18.15	46.00	18.22	9.62	0.01	Average
10	2.2132	36.44	-19.56	56.00	26.81	9.62	0.01	QP
11	16.3118	29.31	-20.69	50.00	19.62	9.63	0.06	Average
12	16.3118	38.04	-21.96	60.00	28.35	9.63	0.06	QP

Note 1: “>20dB” means emission levels that exceed the level of 20 dB below the applicable limit.
Note 2: “N/F” means Nothing Found emissions (No emissions were detected.)

AC Power-line Conducted Emissions Result			
Operating Mode	2	**Power Phase**	Neutral
Operating Function	Adapter Mode ; 2.4G RX		

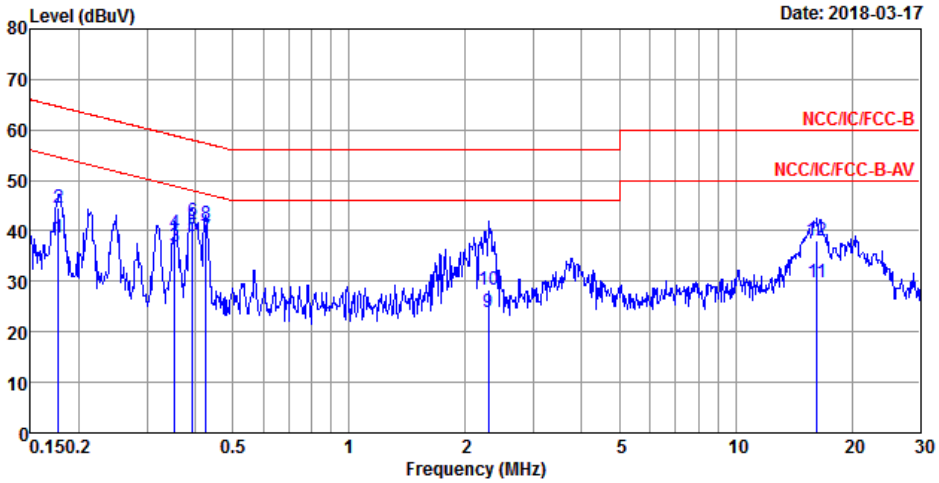

	Freq	Level	Over Limit	Limit Line	Read Level	LISN Factor	Cable Loss	Remark
	MHz	dBuV	dB	dBuV	dBuV	dB	dB	
1	0.1768	38.53	-16.11	54.64	28.89	9.62	0.02	Average
2	0.1768	44.43	-20.21	64.64	34.79	9.62	0.02	QP
3	0.3539	36.97	-11.90	48.87	27.28	9.61	0.08	Average
4	0.3539	39.63	-19.24	58.87	29.94	9.61	0.08	QP
5	0.3934	38.85	-9.14	47.99	29.14	9.61	0.10	Average
6	0.3934	41.89	-16.10	57.99	32.18	9.61	0.10	QP
7 MAX	0.4260	38.70	-8.63	47.33	29.00	9.61	0.09	Average
8	0.4260	41.25	-16.08	57.33	31.55	9.61	0.09	QP
9	2.2968	23.98	-22.02	46.00	14.33	9.63	0.02	Average
10	2.2968	28.32	-27.68	56.00	18.67	9.63	0.02	QP
11	16.2256	29.71	-20.29	50.00	19.96	9.70	0.05	Average
12	16.2256	37.96	-22.04	60.00	28.21	9.70	0.05	QP

Note 1: “>20dB” means emission levels that exceed the level of 20 dB below the applicable limit.
Note 2: “N/F” means Nothing Found emissions (No emissions were detected.)

AC Power-line Conducted Emissions Result			
Operating Mode	2	**Power Phase**	Line
Operating Function	Adapter Mode ; 2.4G RX		

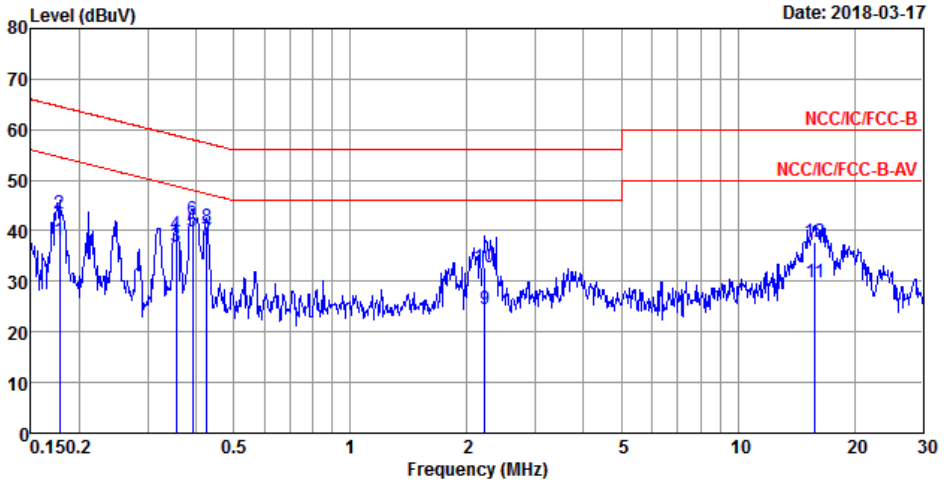

	Freq	Level	Over Limit	Limit Line	Read Level	LISN Factor	Cable Loss	Remark
	MHz	dBuV	dB	dBuV	dBuV	dB	dB	
1	0.1777	37.94	-16.65	54.59	28.30	9.62	0.02	Average
2	0.1777	43.48	-21.11	64.59	33.84	9.62	0.02	QP
3	0.3558	36.82	-12.01	48.83	27.13	9.61	0.08	Average
4	0.3558	39.39	-19.44	58.83	29.70	9.61	0.08	QP
5 MAX	0.3914	39.93	-8.10	48.03	30.22	9.61	0.10	Average
6	0.3914	42.18	-15.85	58.03	32.47	9.61	0.10	QP
7	0.4260	38.20	-9.13	47.33	28.50	9.61	0.09	Average
8	0.4260	40.81	-16.52	57.33	31.11	9.61	0.09	QP
9	2.2249	24.36	-21.64	46.00	14.73	9.62	0.01	Average
10	2.2249	32.77	-23.23	56.00	23.14	9.62	0.01	QP
11	15.8014	29.80	-20.20	50.00	20.13	9.63	0.04	Average
12	15.8014	37.74	-22.26	60.00	28.07	9.63	0.04	QP

Note 1: “>20dB” means emission levels that exceed the level of 20 dB below the applicable limit.
Note 2: “N/F” means Nothing Found emissions (No emissions were detected.)

Summary

Mode	Max-N dB (Hz)	Max-OBW (Hz)	ITU-Code	Min-N dB (Hz)	Min-OBW (Hz)
2.4-2.4835GHz	-	-	-	-	-
802.11b_Nss1,(1Mbps)_1TX(Port1)	9.5M	13.418M	13M4G1D	9.05M	11.969M
802.11g_Nss1,(6Mbps)_1TX(Port1)	16.325M	23.813M	23M8D1D	16.075M	16.717M
802.11n HT20_Nss1,(MCS0)_2TX	17.6M	25.562M	25M6D1D	16.875M	17.741M
802.11n HT40_Nss1,(MCS0)_2TX	36.05M	36.282M	36M3D1D	35.65M	36.132M

Max-N dB = Maximum 6dB down bandwidth; **Max-OBW** = Maximum 99% occupied bandwidth;
Min-N dB = Minimum 6dB down bandwidth; **Min-OBW** = Minimum 99% occupied bandwidth;

Result

Mode	Result	Limit (Hz)	Port 1-N dB (Hz)	Port 1-OBW (Hz)	Port 2-N dB (Hz)	Port 2-OBW (Hz)
802.11b_Nss1,(1Mbps)_1TX(Port1)	-	-	-	-	-	-
2412MHz	Pass	500k	9.05M	13.418M		
2437MHz	Pass	500k	9.5M	13.368M		
2462MHz	Pass	500k	9.05M	11.969M		
802.11g_Nss1,(6Mbps)_1TX(Port1)	-	-	-	-	-	-
2412MHz	Pass	500k	16.075M	16.967M		
2437MHz	Pass	500k	16.325M	23.813M		
2462MHz	Pass	500k	16.3M	16.717M		
802.11n HT20_Nss1,(MCS0)_2TX	-	-	-	-	-	-
2412MHz	Pass	500k	17.175M	17.866M	17.55M	17.891M
2437MHz	Pass	500k	17.525M	23.763M	16.875M	25.562M
2462MHz	Pass	500k	17.6M	17.841M	17.55M	17.741M
802.11n HT40_Nss1,(MCS0)_2TX	-	-	-	-	-	-
2422MHz	Pass	500k	35.7M	36.282M	36M	36.232M
2437MHz	Pass	500k	36.05M	36.232M	36M	36.282M
2452MHz	Pass	500k	35.65M	36.132M	35.75M	36.282M

Port X-N dB = Port **X** 6dB down bandwidth; **Port X-OBW** = Port **X** 99% occupied bandwidth;

802.11b_Nss1,(1Mbps)_1TX(Port1) EBW

2412MHz

12/03/2018

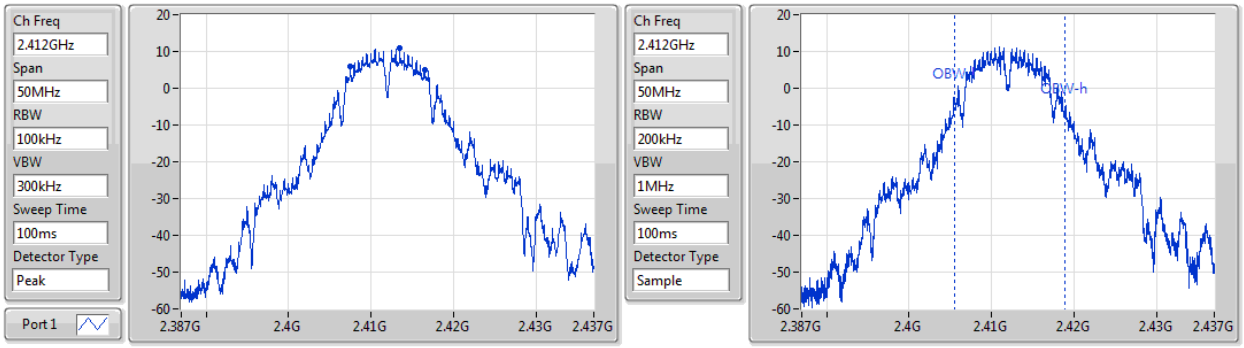

6dB(Hz)	Fl-6dB(Hz)	Fh-6dB(Hz)	OBW(Hz)	Fl-OBW(Hz)	Fh-OBW(Hz)	Limit(Hz)	Port
9.05M	2.407475G	2.416525G	13.418M	2.405503G	2.418922G	500k	1

802.11b_Nss1,(1Mbps)_1TX(Port1) EBW

2437MHz

12/03/2018

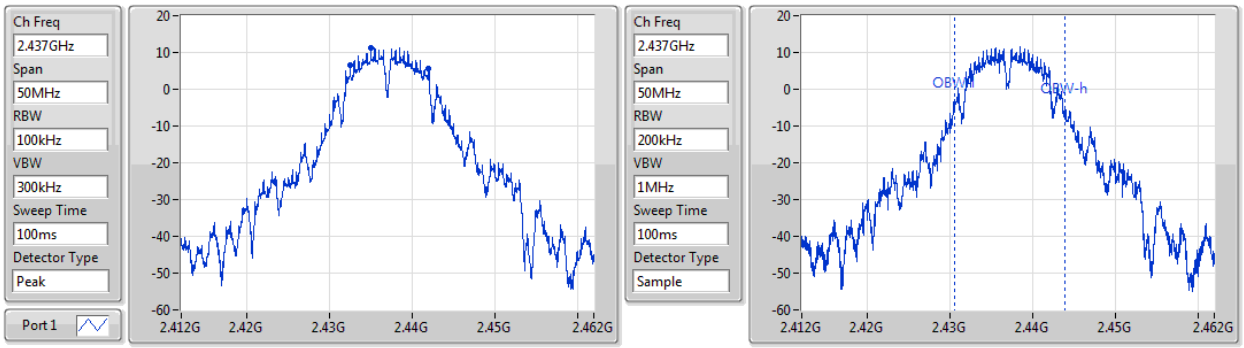

6dB(Hz)	Fl-6dB(Hz)	Fh-6dB(Hz)	OBW(Hz)	Fl-OBW(Hz)	Fh-OBW(Hz)	Limit(Hz)	Port
9.5M	2.432475G	2.441975G	13.368M	2.430578G	2.443947G	500k	1

802.11b_Nss1,(1Mbps)_1TX(Port1) EBW

2462MHz

12/03/2018

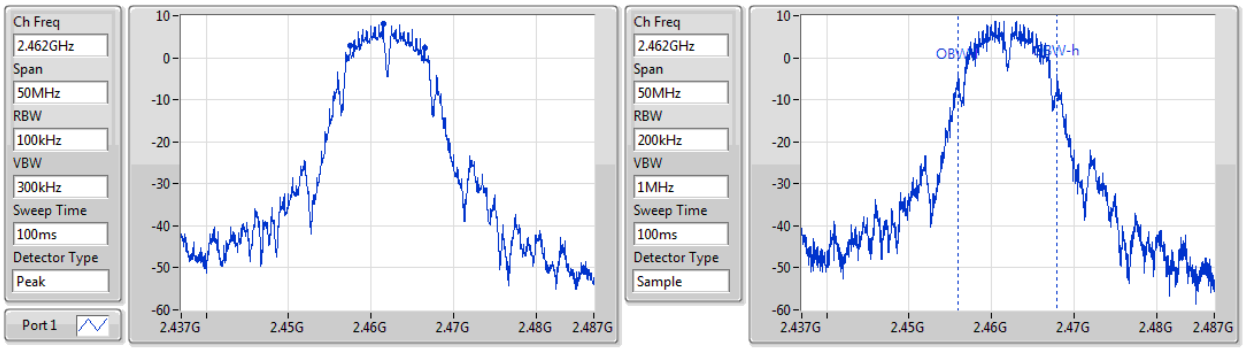

6dB(Hz)	Fl-6dB(Hz)	Fh-6dB(Hz)	OBW(Hz)	Fl-OBW(Hz)	Fh-OBW(Hz)	Limit(Hz)	Port
9.05M	2.45745G	2.4665G	11.969M	2.455953G	2.467922G	500k	1

802.11g_Nss1,(6Mbps)_1TX(Port1) EBW

2412MHz

12/03/2018

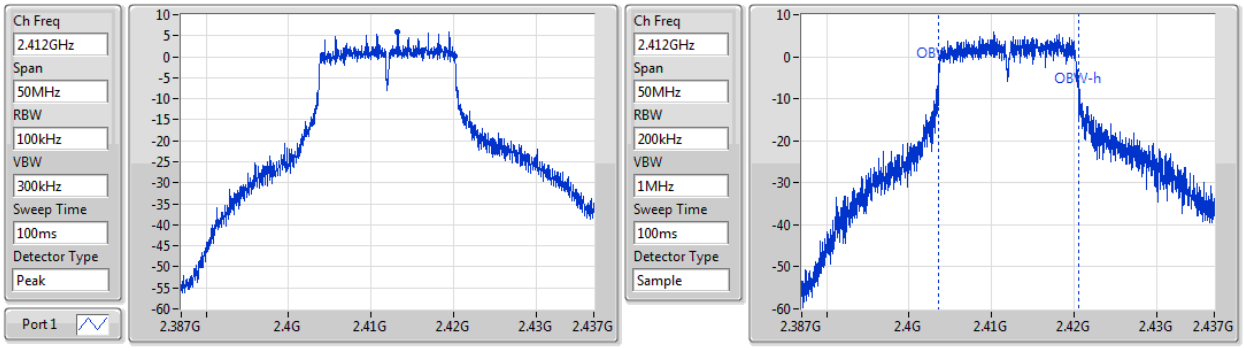

6dB(Hz)	Fl-6dB(Hz)	Fh-6dB(Hz)	OBW(Hz)	Fl-OBW(Hz)	Fh-OBW(Hz)	Limit(Hz)	Port
16.075M	2.404075G	2.42015G	16.967M	2.403629G	2.420596G	500k	1

802.11g_Nss1,(6Mbps)_1TX(Port1) EBW

2437MHz

12/03/2018

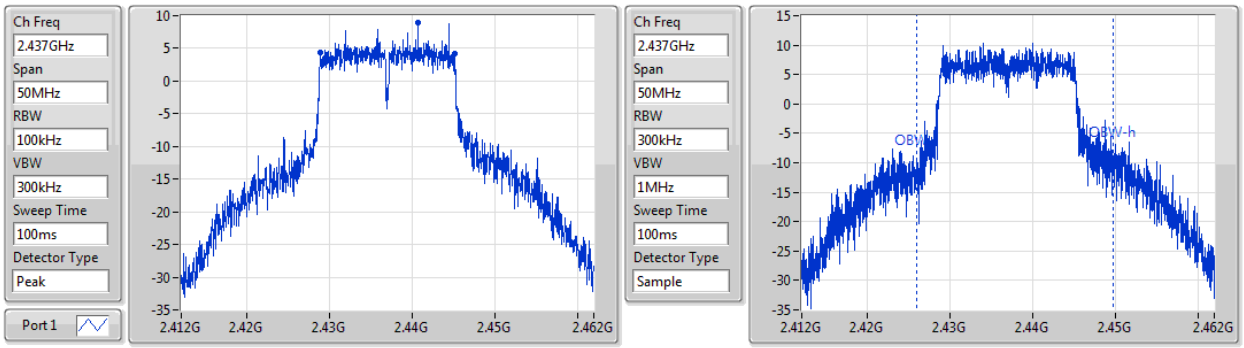

6dB(Hz)	Fl-6dB(Hz)	Fh-6dB(Hz)	OBW(Hz)	Fl-OBW(Hz)	Fh-OBW(Hz)	Limit(Hz)	Port
16.325M	2.428825G	2.44515G	23.813M	2.425956G	2.449769G	500k	1

802.11g_Nss1,(6Mbps)_1TX(Port1) EBW

2462MHz

16/03/2018

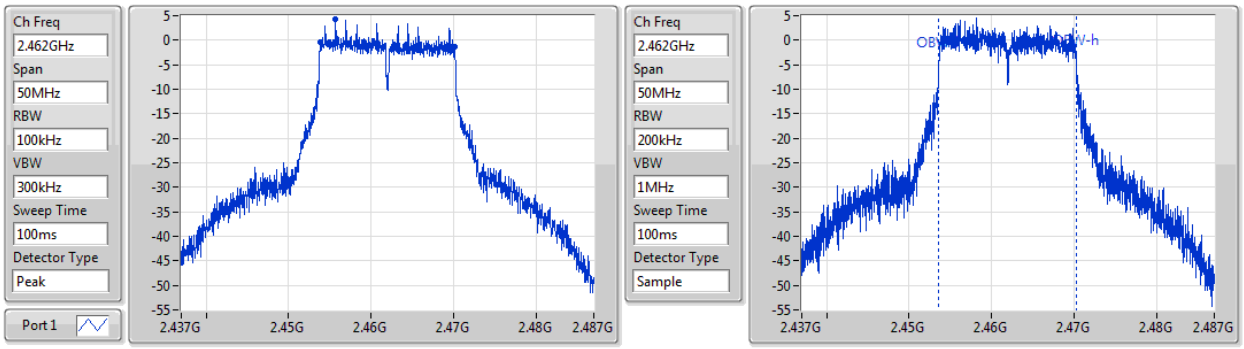

6dB(Hz)	Fl-6dB(Hz)	Fh-6dB(Hz)	OBW(Hz)	Fl-OBW(Hz)	Fh-OBW(Hz)	Limit(Hz)	Port
16.3M	2.453825G	2.470125G	16.717M	2.453604G	2.470321G	500k	1

802.11n HT20_Nss1,(MCS0)_2TX EBW

2412MHz

16/03/2018

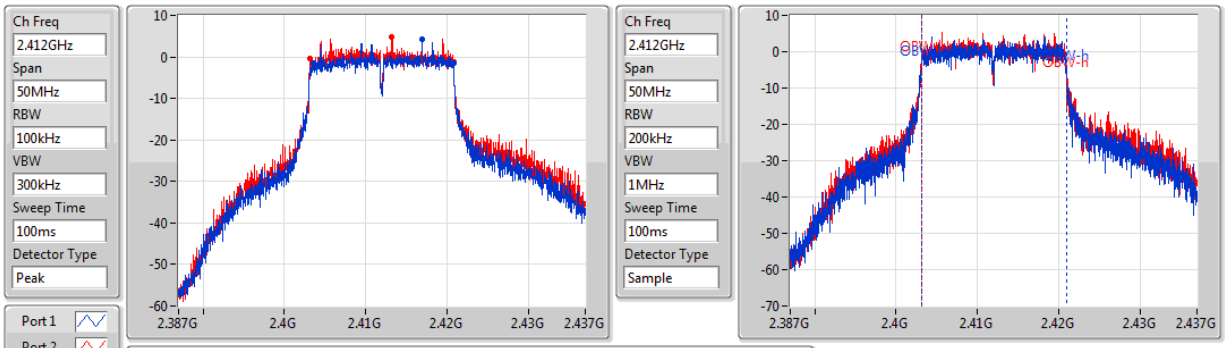

6dB(Hz)	Fl-6dB(Hz)	Fh-6dB(Hz)	OBW(Hz)	Fl-OBW(Hz)	Fh-OBW(Hz)	Limit(Hz)	Port
17.175M	2.4036G	2.420775G	17.866M	2.403104G	2.420971G	500k	1
17.55M	2.403225G	2.420775G	17.891M	2.403104G	2.420996G	500k	2

802.11n HT20_Nss1,(MCS0)_2TX EBW

2437MHz

12/03/2018

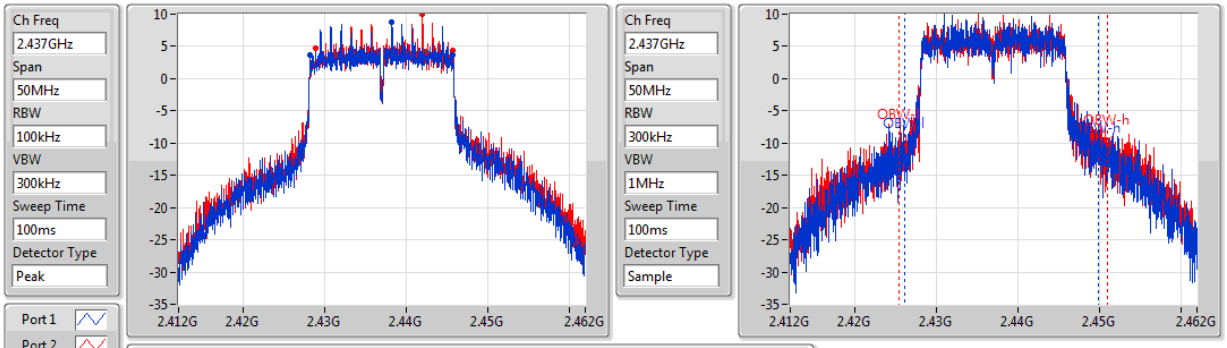

6dB(Hz)	Fl-6dB(Hz)	Fh-6dB(Hz)	OBW(Hz)	Fl-OBW(Hz)	Fh-OBW(Hz)	Limit(Hz)	Port
17.525M	2.4282G	2.445725G	23.763M	2.426055G	2.449819G	500k	1
16.875M	2.42885G	2.445725G	25.562M	2.425431G	2.450993G	500k	2

802.11n HT20_Nss1,(MCS0)_2TX EBW

2462MHz

16/03/2018

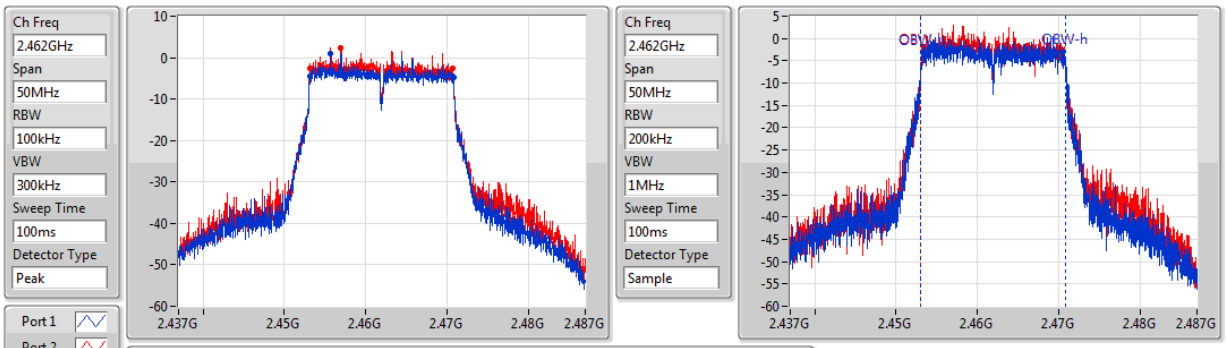

6dB(Hz)	Fl-6dB(Hz)	Fh-6dB(Hz)	OBW(Hz)	Fl-OBW(Hz)	Fh-OBW(Hz)	Limit(Hz)	Port
17.6M	2.453175G	2.470775G	17.841M	2.453054G	2.470896G	500k	1
17.55M	2.453175G	2.470725G	17.741M	2.453079G	2.470821G	500k	2

802.11n HT40_Nss1,(MCS0)_2TX — EBW

2422MHz

16/03/2018

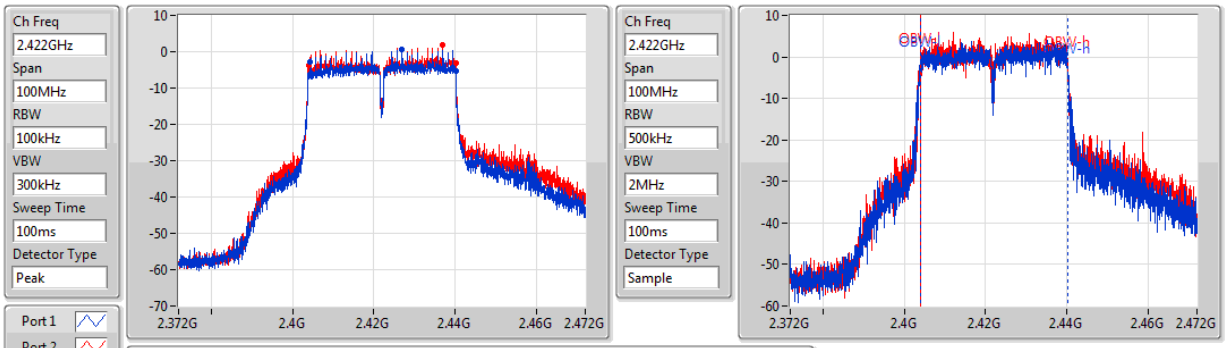

6dB(Hz)	Fl-6dB(Hz)	Fh-6dB(Hz)	OBW(Hz)	Fl-OBW(Hz)	Fh-OBW(Hz)	Limit(Hz)	Port
35.7M	2.40445G	2.44015G	36.282M	2.403909G	2.440191G	500k	1
36M	2.40415G	2.44015G	36.232M	2.403959G	2.440191G	500k	2

802.11n HT40_Nss1,(MCS0)_2TX — EBW

2437MHz

16/03/2018

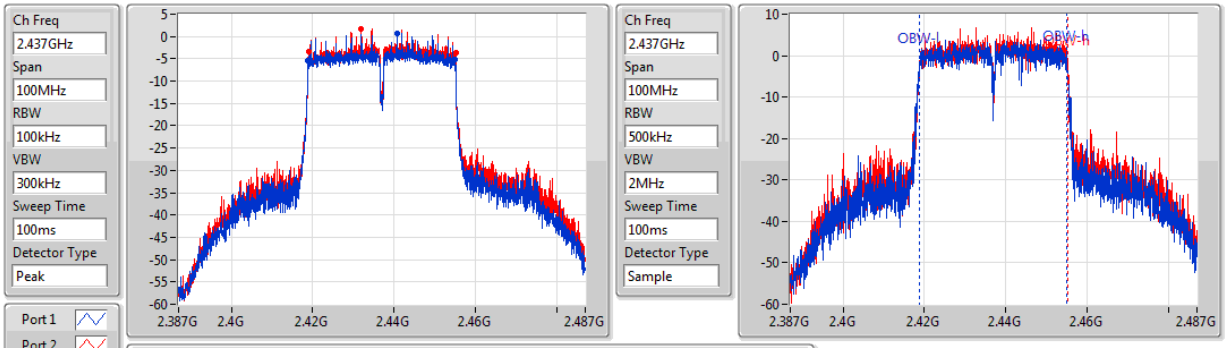

6dB(Hz)	Fl-6dB(Hz)	Fh-6dB(Hz)	OBW(Hz)	Fl-OBW(Hz)	Fh-OBW(Hz)	Limit(Hz)	Port
36.05M	2.41885G	2.4549G	36.232M	2.418809G	2.455041G	500k	1
36M	2.41915G	2.45515G	36.282M	2.418859G	2.455141G	500k	2

802.11n HT40_Nss1,(MCS0)_2TX — EBW

2452MHz

16/03/2018

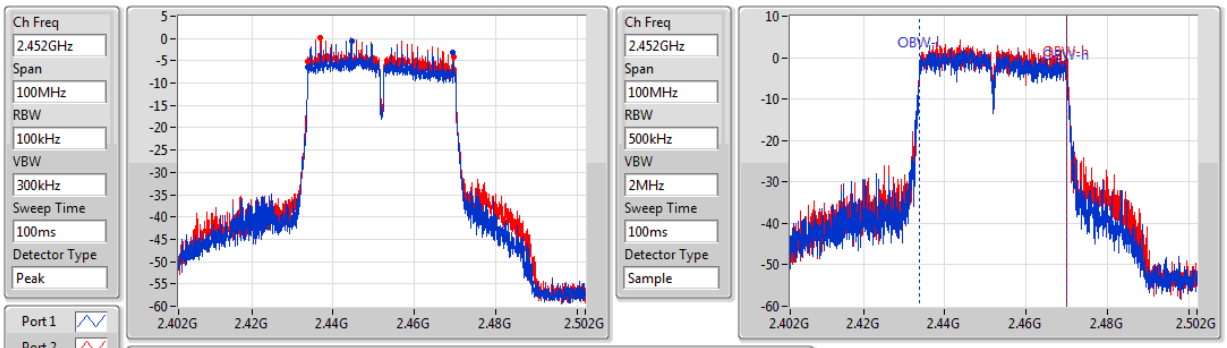

6dB(Hz)	Fl-6dB(Hz)	Fh-6dB(Hz)	OBW(Hz)	Fl-OBW(Hz)	Fh-OBW(Hz)	Limit(Hz)	Port
35.65M	2.43385G	2.4695G	36.132M	2.433809G	2.469941G	500k	1
35.75M	2.4338G	2.46955G	36.282M	2.433809G	2.470091G	500k	2

Summary

Mode	Total Power (dBm)	Total Power (W)
2.4-2.4835GHz	-	-
802.11b_Nss1,(1Mbps)_1TX(Port1)	20.42	0.11015
802.11g_Nss1,(6Mbps)_1TX(Port1)	20.23	0.10544
802.11n HT20_Nss1,(MCS0)_2TX	23.24	0.21086
802.11n HT40_Nss1,(MCS0)_2TX	18.09	0.06442

Result

Mode	Result	DG (dBi)	Port 1 (dBm)	Port 2 (dBm)	Total Power (dBm)	Power Limit (dBm)
802.11b_Nss1,(1Mbps)_1TX(Port1)	-	-	-	-	-	-
2412MHz	Pass	6.02	19.80		19.80	29.98
2437MHz	Pass	6.02	20.42		20.42	29.98
2457MHz	Pass	6.02	19.79		19.79	29.98
2462MHz	Pass	6.02	17.36		17.36	29.98
802.11g_Nss1,(6Mbps)_1TX(Port1)	-	-	-	-	-	-
2412MHz	Pass	6.02	17.03		17.03	29.98
2417MHz	Pass	6.02	19.39		19.39	29.98
2437MHz	Pass	6.02	20.23		20.23	29.98
2452MHz	Pass	6.02	20.07		20.07	29.98
2457MHz	Pass	6.02	19.27		19.27	29.98
2462MHz	Pass	6.02	15.26		15.26	29.98
802.11n HT20_Nss1,(MCS0)_2TX	-	-	-	-	-	-
2412MHz	Pass	6.02	15.46	16.25	18.88	29.98
2417MHz	Pass	6.02	17.89	19.11	21.55	29.98
2422MHz	Pass	6.02	19.06	19.54	22.32	29.98
2437MHz	Pass	6.02	19.52	19.67	22.61	29.98
2442MHz	Pass	6.02	19.76	20.66	23.24	29.98
2447MHz	Pass	6.02	18.40	19.86	22.20	29.98
2452MHz	Pass	6.02	16.99	18.15	20.62	29.98
2457MHz	Pass	6.02	15.80	16.74	19.31	29.98
2462MHz	Pass	6.02	12.58	13.74	16.21	29.98
802.11n HT40_Nss1,(MCS0)_2TX	-	-	-	-	-	-
2422MHz	Pass	6.02	14.47	15.50	18.03	29.98
2437MHz	Pass	6.02	14.67	15.46	18.09	29.98
2442MHz	Pass	6.02	13.77	14.71	17.28	29.98
2447MHz	Pass	6.02	13.40	14.17	16.81	29.98
2452MHz	Pass	6.02	12.82	13.89	16.40	29.98

DG = Directional Gain; **Port X** = Port X output power

Summary

Mode	PD (dBm/RBW)
2.4-2.4835GHz	-
802.11b_Nss1,(1Mbps)_1TX(Port1)	-1.61
802.11g_Nss1,(6Mbps)_1TX(Port1)	-5.18
802.11n HT20_Nss1,(MCS0)_2TX	-4.85
802.11n HT40_Nss1,(MCS0)_2TX	-11.37

RBW=3kHz.

Result

Mode	Result	DG (dBi)	Port 1 (dBm/RBW)	Port 2 (dBm/RBW)	PD (dBm/RBW)	PD Limit (dBm/RBW)
802.11b_Nss1,(1Mbps)_1TX(Port1)	-	-	-	-	-	-
2412MHz	Pass	6.02	-3.46		-3.46	7.98
2437MHz	Pass	6.02	-1.61		-1.61	7.98
2457MHz	Pass	6.02	-5.20		-5.20	7.98
2462MHz	Pass	6.02	-6.54		-6.54	7.98
802.11g_Nss1,(6Mbps)_1TX(Port1)	-	-	-	-	-	-
2412MHz	Pass	6.02	-8.55		-8.55	7.98
2417MHz	Pass	6.02	-7.21		-7.21	7.98
2437MHz	Pass	6.02	-5.50		-5.50	7.98
2452MHz	Pass	6.02	-5.18		-5.18	7.98
2457MHz	Pass	6.02	-7.40		-7.40	7.98
2462MHz	Pass	6.02	-9.72		-9.72	7.98
802.11n HT20_Nss1,(MCS0)_2TX	-	-	-	-	-	-
2412MHz	Pass	9.03	-10.85	-10.06	-9.69	4.97
2417MHz	Pass	9.03	-9.37	-6.09	-5.90	4.97
2422MHz	Pass	9.03	-6.74	-7.21	-5.09	4.97
2437MHz	Pass	9.03	-7.08	-7.17	-5.90	4.97
2442MHz	Pass	9.03	-7.07	-5.81	-4.85	4.97
2447MHz	Pass	9.03	-7.43	-6.79	-5.88	4.97
2452MHz	Pass	9.03	-9.77	-6.91	-6.05	4.97
2457MHz	Pass	9.03	-10.40	-9.60	-8.62	4.97
2462MHz	Pass	9.03	-13.73	-10.43	-9.60	4.97
802.11n HT40_Nss1,(MCS0)_2TX	-	-	-	-	-	-
2422MHz	Pass	9.03	-13.41	-13.61	-12.59	4.97
2437MHz	Pass	9.03	-13.71	-13.61	-11.58	4.97
2442MHz	Pass	9.03	-14.69	-13.14	-11.37	4.97
2447MHz	Pass	9.03	-15.37	-14.47	-13.32	4.97
2452MHz	Pass	9.03	-15.92	-14.82	-13.97	4.97

DG = Directional Gain; RBW=3kHz;
PD = trace bin-by-bin of each transmits port summing can be performed maximum power density; **Port X** = Port X power density;

802.11b_Nss1,(1Mbps)_1TX(Port1) PSD

2412MHz

12/03/2018

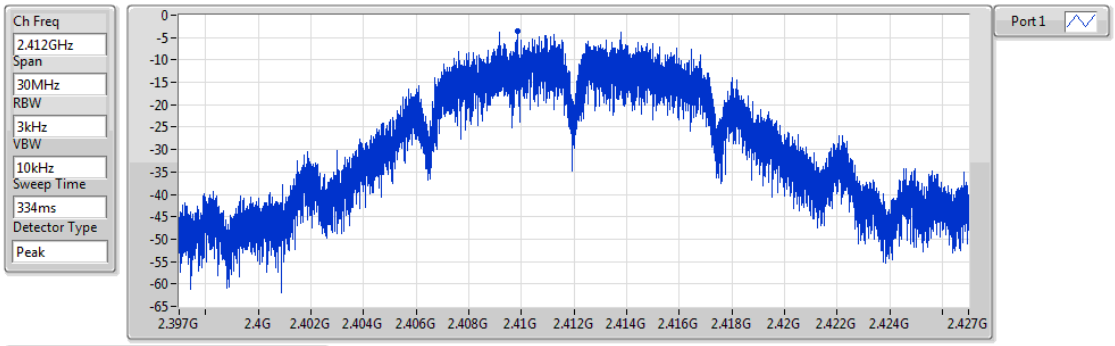

Sum	PD	Port 1
(dBm/RBW)	(dBm/RBW)	(dBm/RBW)
-3.46	-3.46	-3.46

802.11b_Nss1,(1Mbps)_1TX(Port1) PSD

2437MHz

12/03/2018

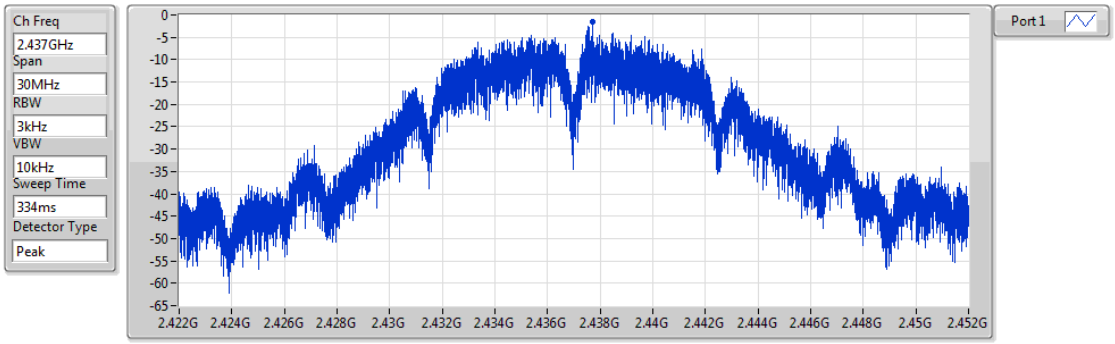

Sum	PD	Port 1
(dBm/RBW)	(dBm/RBW)	(dBm/RBW)
-1.61	-1.61	-1.61

802.11b_Nss1,(1Mbps)_1TX(Port1) PSD

2457MHz

16/03/2018

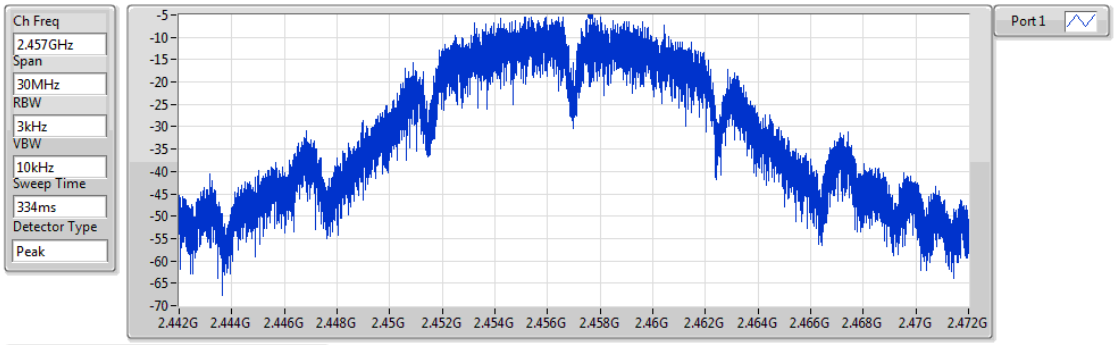

Sum	PD	Port 1
(dBm/RBW)	(dBm/RBW)	(dBm/RBW)
-5.20	-5.20	-5.20

802.11b_Nss1,(1Mbps)_1TX(Port1) PSD

2462MHz

12/03/2018

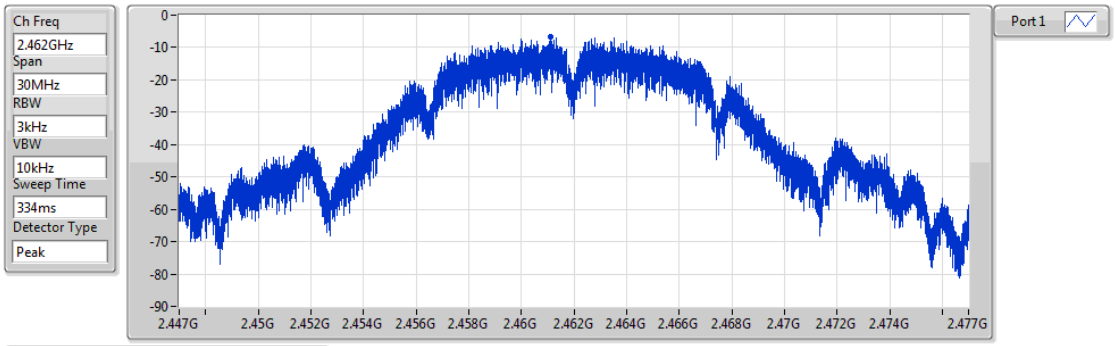

Sum	PD	Port 1
(dBm/RBW)	(dBm/RBW)	(dBm/RBW)
-6.54	-6.54	-6.54

802.11g_Nss1,(6Mbps)_1TX(Port1) PSD

2412MHz

12/03/2018

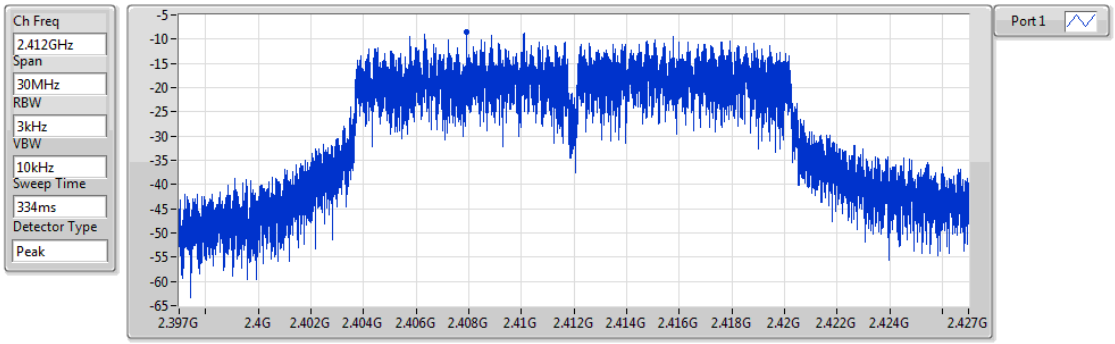

Sum	PD	Port 1
(dBm/RBW)	(dBm/RBW)	(dBm/RBW)
-8.55	-8.55	-8.55

802.11g_Nss1,(6Mbps)_1TX(Port1) PSD

2417MHz

16/03/2018

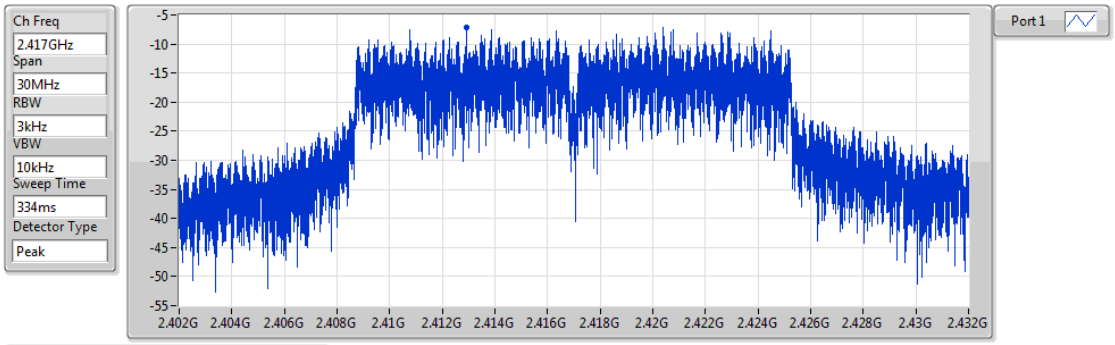

Sum	PD	Port 1
(dBm/RBW)	(dBm/RBW)	(dBm/RBW)
-7.21	-7.21	-7.21

802.11g_Nss1,(6Mbps)_1TX(Port1) PSD

2437MHz

12/03/2018

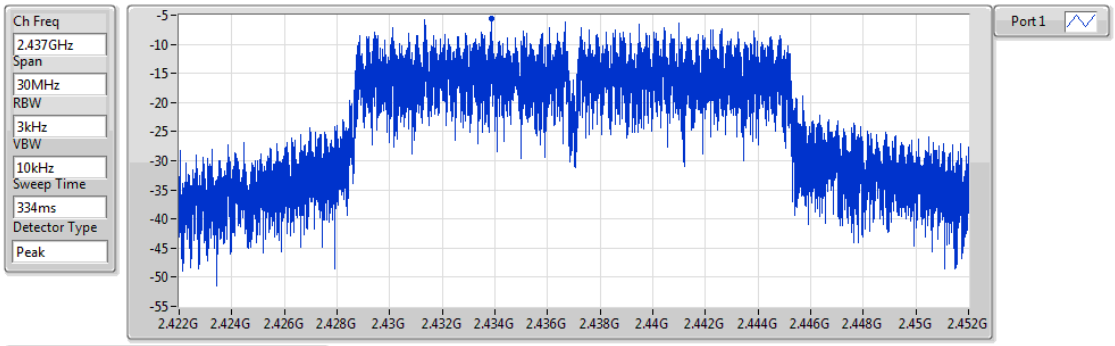

Sum	PD	Port 1
(dBm/RBW)	(dBm/RBW)	(dBm/RBW)
-5.50	-5.50	-5.50

802.11g_Nss1,(6Mbps)_1TX(Port1) PSD

2452MHz

16/03/2018

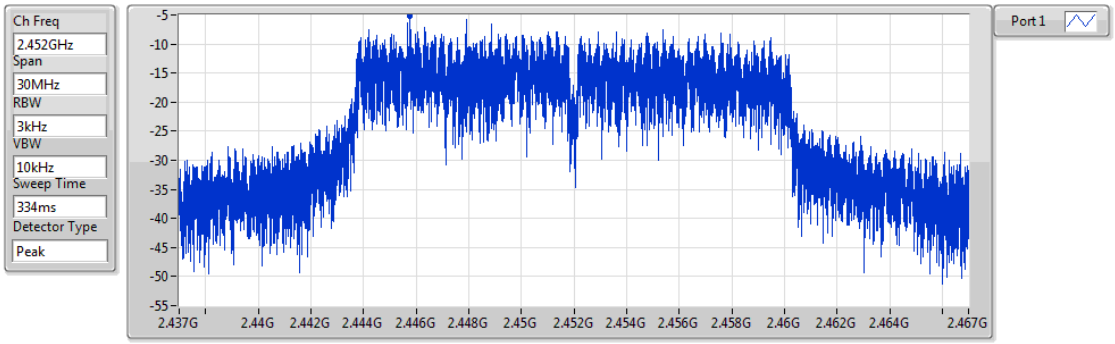

Sum	PD	Port 1
(dBm/RBW)	(dBm/RBW)	(dBm/RBW)
-5.18	-5.18	-5.18

802.11g_Nss1,(6Mbps)_1TX(Port1) PSD

2457MHz

16/03/2018

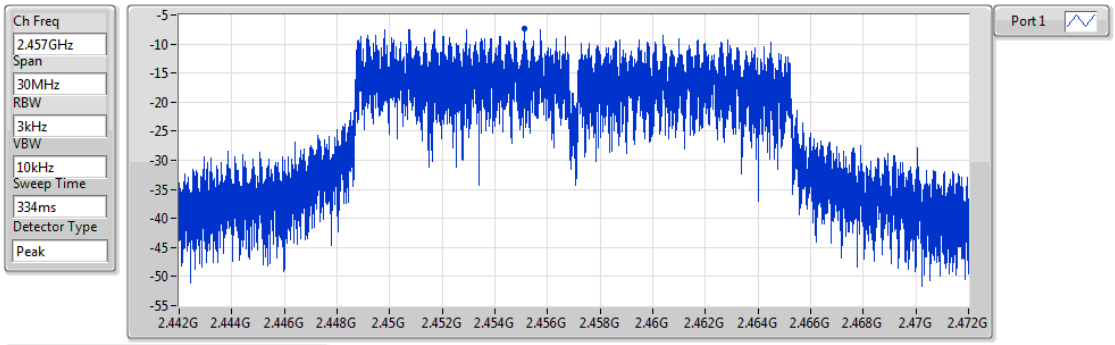

Sum	PD	Port 1
(dBm/RBW)	(dBm/RBW)	(dBm/RBW)
-7.40	-7.40	-7.40

802.11g_Nss1,(6Mbps)_1TX(Port1) PSD

2462MHz

16/03/2018

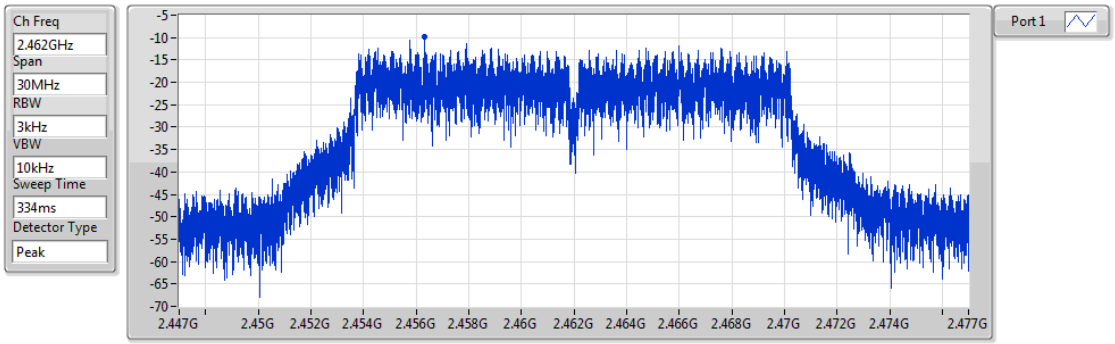

Sum	PD	Port 1
(dBm/RBW)	(dBm/RBW)	(dBm/RBW)
-9.72	-9.72	-9.72

802.11n HT20_Nss1,(MCS0)_2TX PSD

2412MHz

16/03/2018

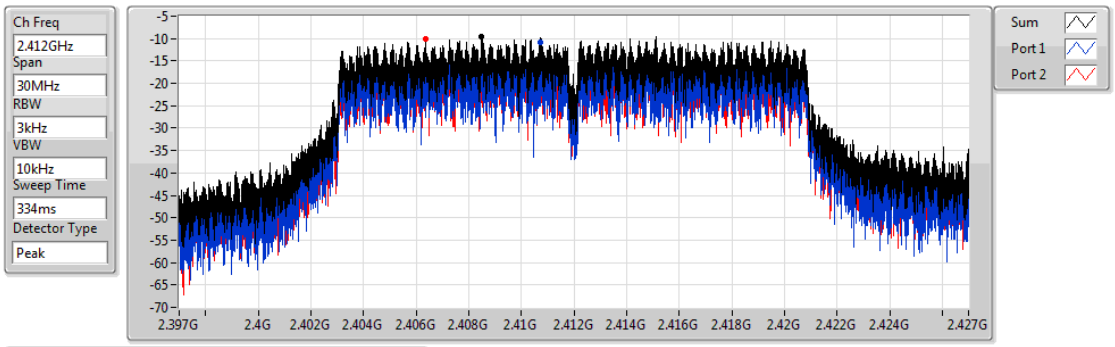

Sum	PD	Port 1	Port 2
(dBm/RBW)	(dBm/RBW)	(dBm/RBW)	(dBm/RBW)
-9.69	-9.69	-10.85	-10.06

802.11n HT20_Nss1,(MCS0)_2TX PSD

2417MHz

16/03/2018

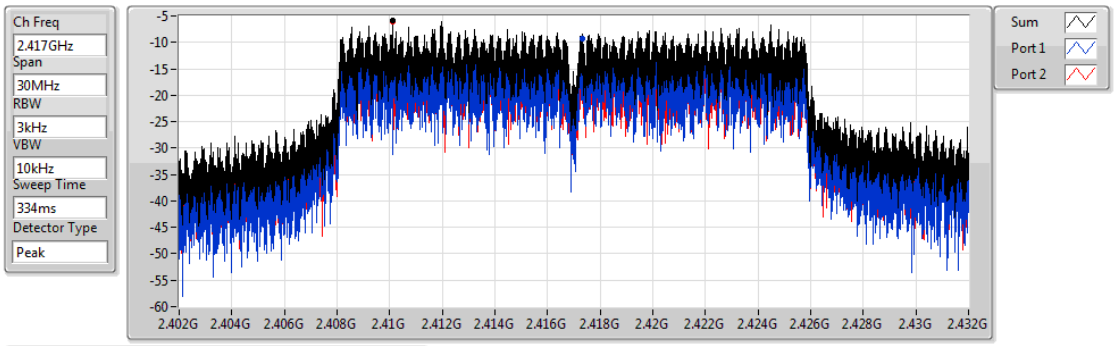

Sum	PD	Port 1	Port 2
(dBm/RBW)	(dBm/RBW)	(dBm/RBW)	(dBm/RBW)
-5.90	-5.90	-9.37	-6.09

802.11n HT20_Nss1,(MCS0)_2TX PSD

2422MHz

16/03/2018

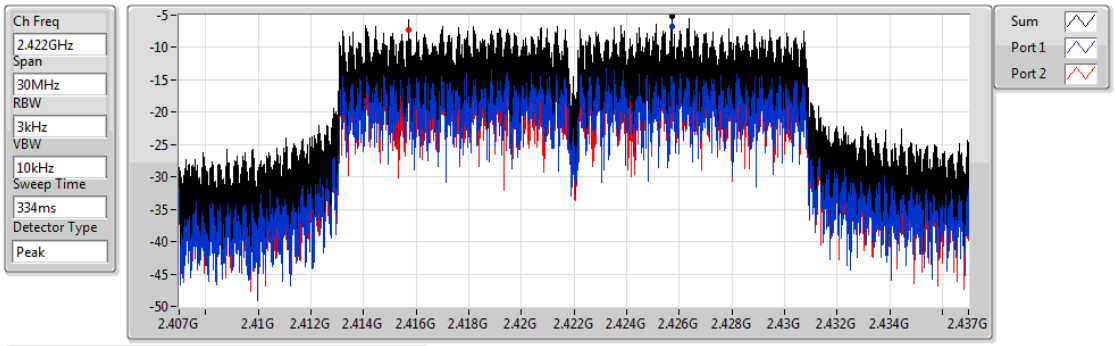

Sum	PD	Port 1	Port 2
(dBm/RBW)	(dBm/RBW)	(dBm/RBW)	(dBm/RBW)
-5.09	-5.09	-6.74	-7.21

802.11n HT20_Nss1,(MCS0)_2TX PSD

2437MHz

12/03/2018

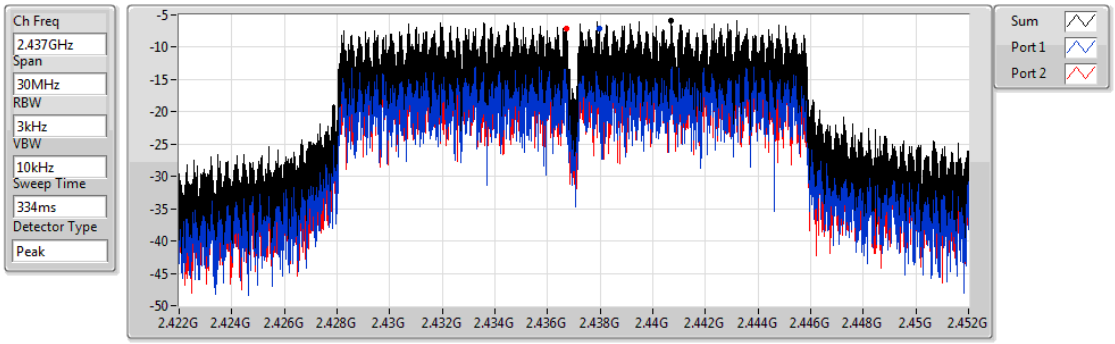

Sum	PD	Port 1	Port 2
(dBm/RBW)	(dBm/RBW)	(dBm/RBW)	(dBm/RBW)
-5.90	-5.90	-7.08	-7.17

802.11n HT20_Nss1,(MCS0)_2TX PSD

2442MHz

16/03/2018

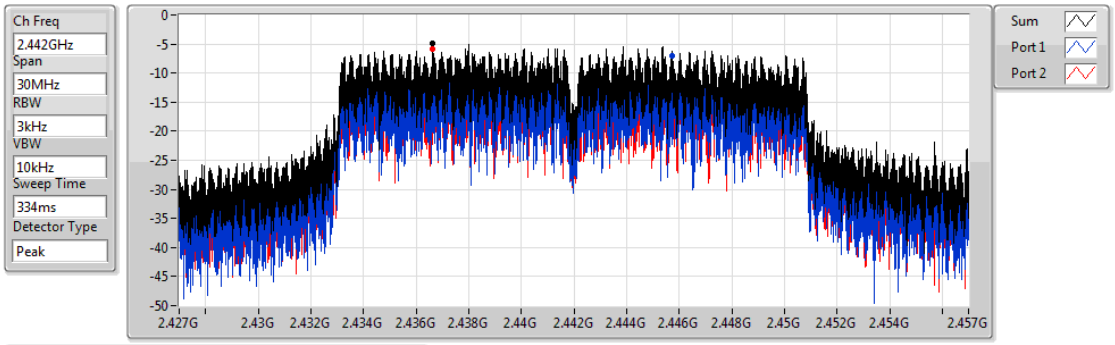

Sum	PD	Port 1	Port 2
(dBm/RBW)	(dBm/RBW)	(dBm/RBW)	(dBm/RBW)
-4.85	-4.85	-7.07	-5.81

802.11n HT20_Nss1,(MCS0)_2TX PSD

2447MHz

16/03/2018

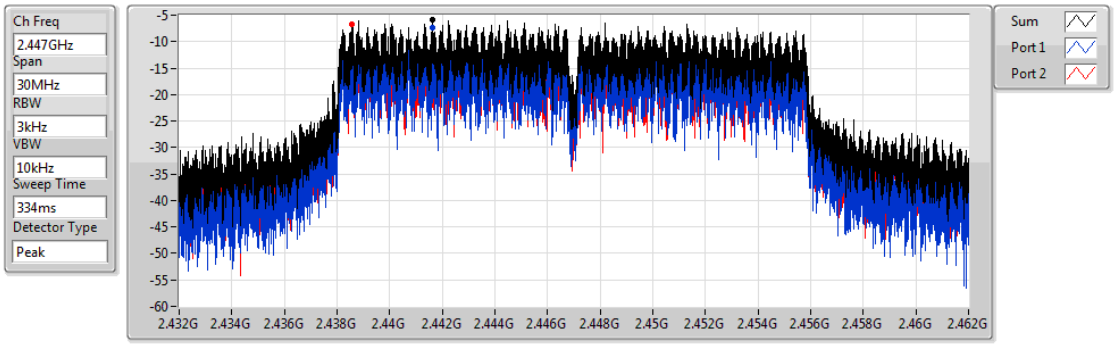

Sum	PD	Port 1	Port 2
(dBm/RBW)	(dBm/RBW)	(dBm/RBW)	(dBm/RBW)
-5.88	-5.88	-7.43	-6.79

802.11n HT20_Nss1,(MCS0)_2TX PSD

2452MHz

16/03/2018

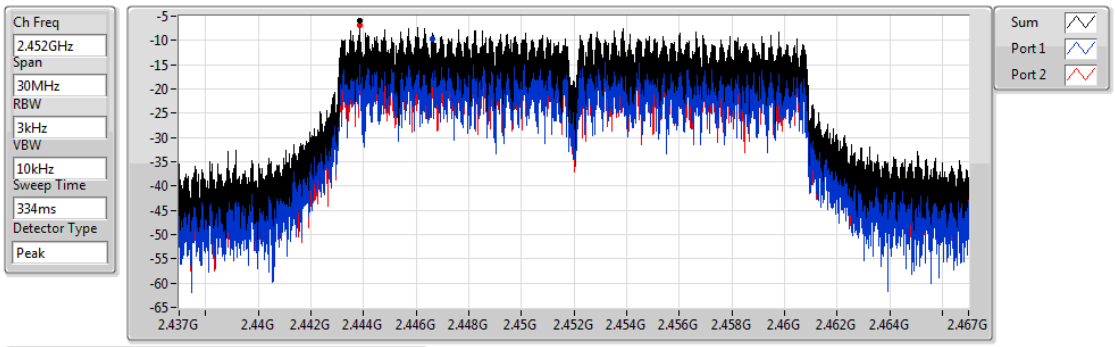

Sum	PD	Port 1	Port 2
(dBm/RBW)	(dBm/RBW)	(dBm/RBW)	(dBm/RBW)
-6.05	-6.05	-9.77	-6.91

802.11n HT20_Nss1,(MCS0)_2TX PSD

2457MHz

16/03/2018

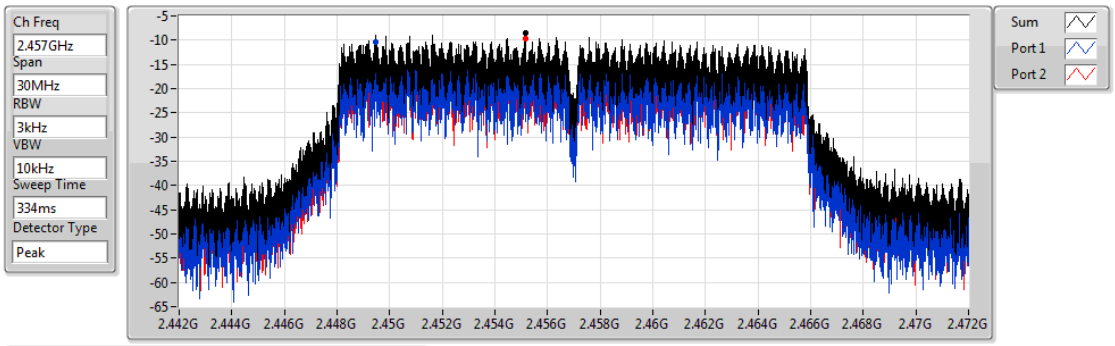

Sum	PD	Port 1	Port 2
(dBm/RBW)	(dBm/RBW)	(dBm/RBW)	(dBm/RBW)
-8.62	-8.62	-10.40	-9.60

802.11n HT20_Nss1,(MCS0)_2TX PSD

2462MHz

16/03/2018

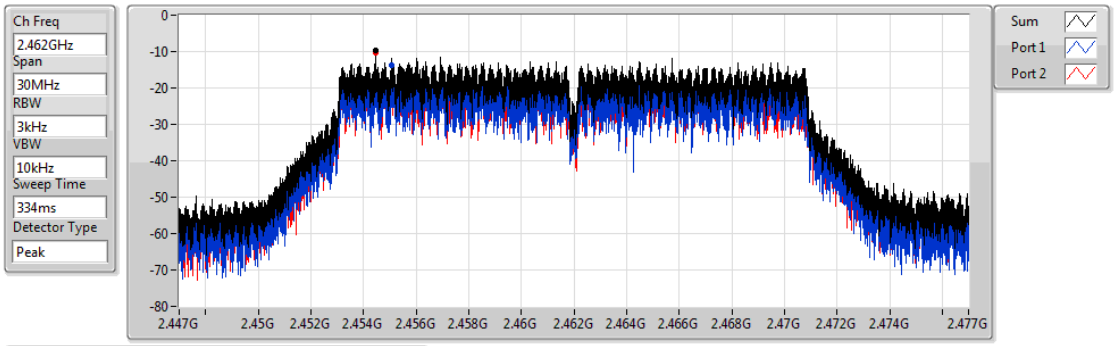

Sum	PD	Port 1	Port 2
(dBm/RBW)	(dBm/RBW)	(dBm/RBW)	(dBm/RBW)
-9.60	-9.60	-13.73	-10.43

802.11n HT40_Nss1,(MCS0)_2TX PSD

2422MHz

16/03/2018

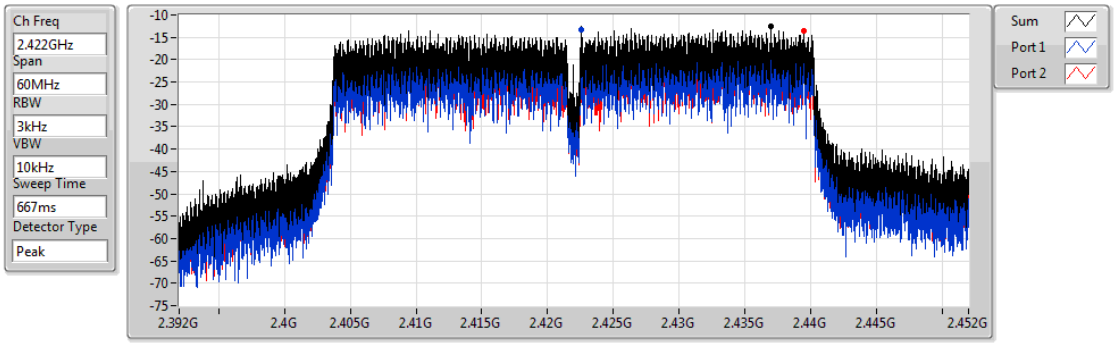

Sum	PD	Port 1	Port 2
(dBm/RBW)	(dBm/RBW)	(dBm/RBW)	(dBm/RBW)
-12.59	-12.59	-13.41	-13.61

802.11n HT40_Nss1,(MCS0)_2TX PSD

2437MHz

16/03/2018

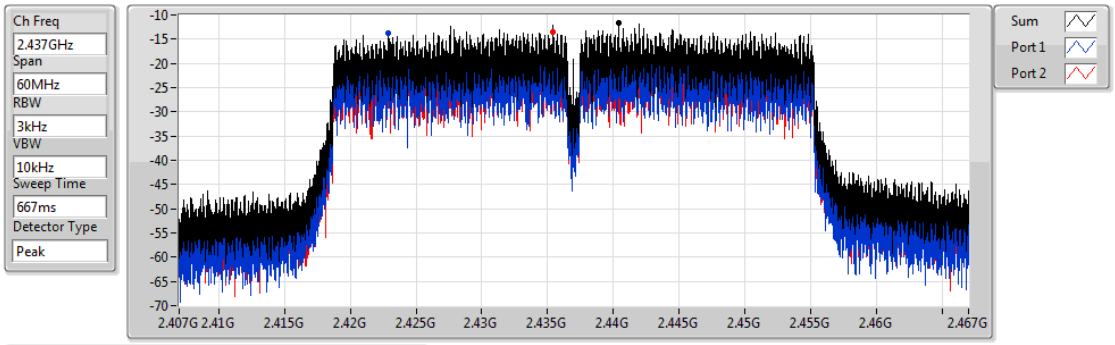

Sum	PD	Port 1	Port 2
(dBm/RBW)	(dBm/RBW)	(dBm/RBW)	(dBm/RBW)
-11.58	-11.58	-13.71	-13.61

802.11n HT40_Nss1,(MCS0)_2TX PSD

2442MHz

16/03/2018

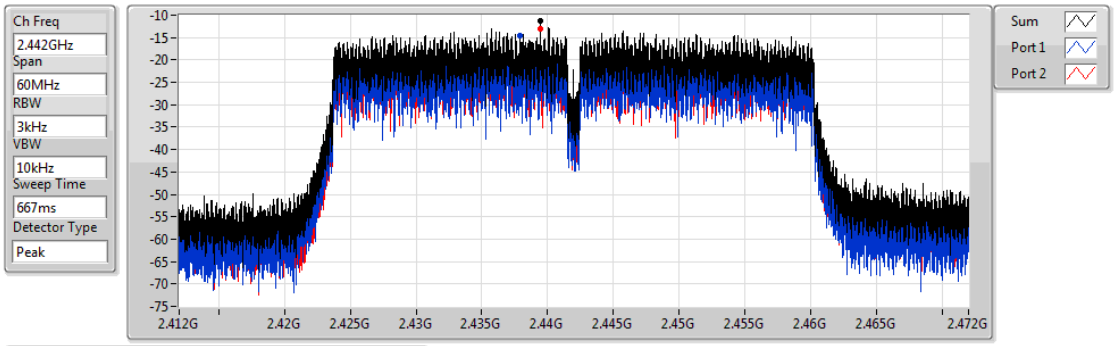

Sum	PD	Port 1	Port 2
(dBm/RBW)	(dBm/RBW)	(dBm/RBW)	(dBm/RBW)
-11.37	-11.37	-14.69	-13.14

802.11n HT40_Nss1,(MCS0)_2TX PSD

2447MHz

16/03/2018

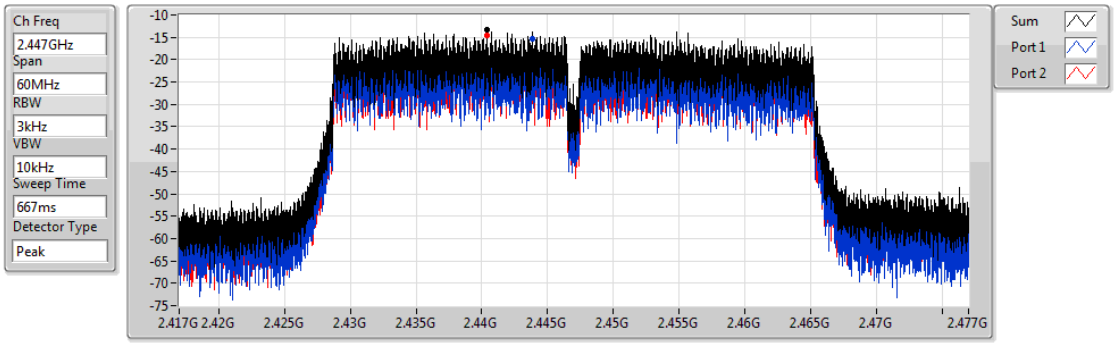

Sum	PD	Port 1	Port 2
(dBm/RBW)	(dBm/RBW)	(dBm/RBW)	(dBm/RBW)
-13.32	-13.32	-15.37	-14.47

802.11n HT40_Nss1,(MCS0)_2TX PSD

2452MHz

16/03/2018

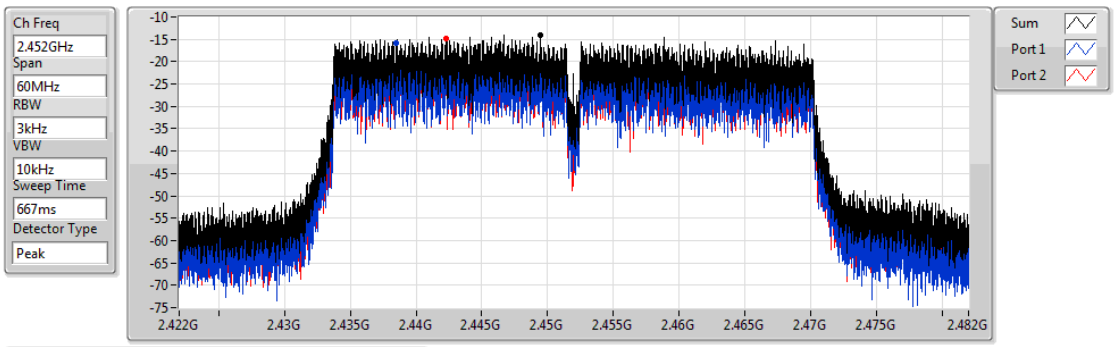

Sum	PD	Port 1	Port 2
(dBm/RBW)	(dBm/RBW)	(dBm/RBW)	(dBm/RBW)
-13.97	-13.97	-15.92	-14.82

Summary

Mode	Result	Ref (Hz)	Ref (dBm)	Limit (dBm)	Freq (Hz)	Level (dBm)	Freq (Hz)	Level (dBm)	Freq (Hz)	Level (dBm)	Freq (Hz)	Level (dBm)	Port
2.4-2.4835GHz	-	-	-	-	-	-	-	-	-	-	-	-	-
802.11b_Nss1,(1Mbps)_1TX(Port1)	Pass	2.436406G	10.98	-19.02	2.104865G	-59.69	2.39952G	-25.47	2.48374G	-50.43	7.235136G	-50.15	1
802.11g_Nss1,(6Mbps)_1TX(Port1)	Pass	2.43507G	5.90	-24.10	2.13399G	-59.35	2.39944G	-25.51	2.4839G	-54.02	6.959799G	-52.27	1
802.11n HT20_Nss1,(MCS0)_2TX	Pass	2.441917G	9.01	-20.99	2.174765G	-59.01	2.39976G	-21.22	2.48366G	-54.62	6.979466G	-52.22	2
802.11n HT40_Nss1,(MCS0)_2TX	Pass	2.439412G	0.99	-29.01	1.837955G	-59.69	2.39984G	-29.77	2.48398G	-47.53	6.961054G	-51.44	2

Result

Mode	Result	Ref (Hz)	Ref (dBm)	Limit (dBm)	Freq (Hz)	Level (dBm)	Freq (Hz)	Level (dBm)	Freq (Hz)	Level (dBm)	Freq (Hz)	Level (dBm)	Port
802.11b_Nss1,(1Mbps)_1TX(Port1)	-	-	-	-	-	-	-	-	-	-	-	-	-
2412MHz	Pass	2.436406G	10.98	-19.02	2.104865G	-59.69	2.39952G	-25.47	2.48374G	-50.43	7.235136G	-50.15	1
2437MHz	Pass	2.436406G	10.98	-19.02	2.18991G	-58.93	2.39984G	-49.67	2.48374G	-55.03	6.95418G	-52.52	1
2462MHz	Pass	2.436406G	10.98	-19.02	1.972055G	-59.97	2.39808G	-57.77	2.48358G	-50.65	6.993514G	-52.66	1
802.11g_Nss1,(6Mbps)_1TX(Port1)	-	-	-	-	-	-	-	-	-	-	-	-	-
2412MHz	Pass	2.43507G	5.90	-24.10	2.13399G	-59.35	2.39944G	-25.51	2.4839G	-54.02	6.959799G	-52.27	1
2437MHz	Pass	2.43507G	5.90	-24.10	1.84507G	-59.62	2.39832G	-38.08	2.48366G	-42.80	6.872703G	-53.05	1
2462MHz	Pass	2.43507G	5.90	-24.10	2.16428G	-59.84	2.39648G	-56.57	2.48358G	-39.14	6.990704G	-52.86	1
802.11n HT20_Nss1,(MCS0)_2TX	-	-	-	-	-	-	-	-	-	-	-	-	-
2412MHz	Pass	2.441917G	9.01	-20.99	2.139815G	-59.10	2.39888G	-25.98	2.48422G	-53.73	6.985085G	-53.26	1
2412MHz	Pass	2.441917G	9.01	-20.99	2.174765G	-59.01	2.39976G	-21.22	2.48366G	-54.62	6.979466G	-52.22	2
2437MHz	Pass	2.441917G	9.01	-20.99	2.15962G	-60.04	2.39864G	-38.04	2.48358G	-43.31	6.341695G	-52.90	1
2437MHz	Pass	2.441917G	9.01	-20.99	2.12234G	-59.16	2.3992G	-36.72	2.48422G	-44.17	6.785606G	-53.09	2
2462MHz	Pass	2.441917G	9.01	-20.99	47.475M	-40.40	2.39976G	-57.36	2.48366G	-45.59	6.855845G	-51.84	1
2462MHz	Pass	2.441917G	9.01	-20.99	2.30408G	-59.96	2.39472G	-56.18	2.48382G	-41.64	6.996324G	-52.16	2
802.11n HT40_Nss1,(MCS0)_2TX	-	-	-	-	-	-	-	-	-	-	-	-	-
2422MHz	Pass	2.439412G	0.99	-29.01	2.18031G	-59.70	2.39888G	-31.42	2.4843G	-49.70	6.352464G	-52.75	1
2422MHz	Pass	2.439412G	0.99	-29.01	1.837955G	-59.69	2.39984G	-29.77	2.48398G	-47.53	6.961054G	-51.44	2
2437MHz	Pass	2.439412G	0.99	-29.01	2.15512G	-59.44	2.3992G	-40.41	2.48398G	-43.07	6.977881G	-52.23	1
2437MHz	Pass	2.439412G	0.99	-29.01	1.906655G	-59.98	2.39936G	-36.36	2.48414G	-40.35	6.82363G	-53.23	2
2452MHz	Pass	2.439412G	0.99	-29.01	1.879175G	-59.69	2.39456G	-51.34	2.48526G	-44.14	6.355269G	-53.45	1
2452MHz	Pass	2.439412G	0.99	-29.01	1.77956G	-59.25	2.39952G	-50.31	2.48462G	-38.41	6.231868G	-52.85	2

802.11b_Nss1,(1Mbps)_1TX(Port1) **CSE NdB**

2412MHz

16/03/2018

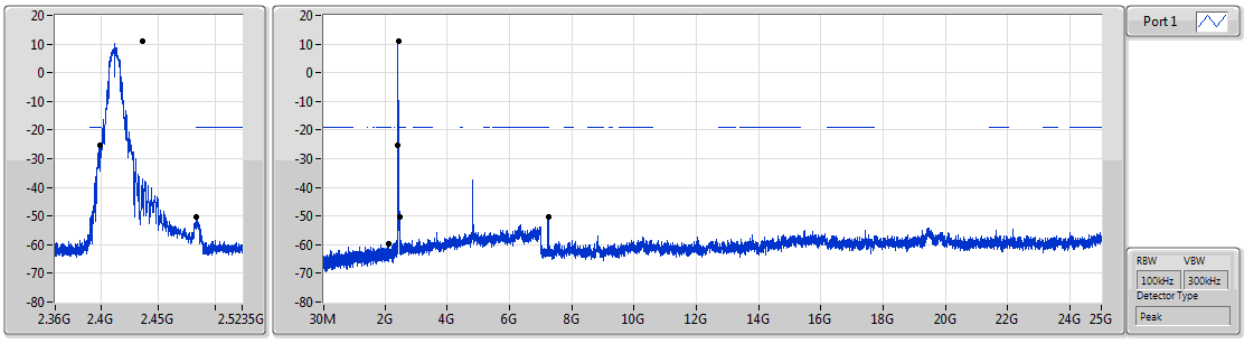

Ref(Hz)	Ref(dBm)	Limit(dBm)	Freq(Hz)	Level(dBm)	Freq(Hz)	Level(dBm)	Freq(Hz)	Level(dBm)	Freq(Hz)	Level(dBm)	Port
2.436406G	10.98	-19.02	2.104865G	-59.69	2.39952G	-25.47	2.48374G	-50.43	7.235136G	-50.15	1

802.11b_Nss1,(1Mbps)_1TX(Port1) **CSE NdB**

2437MHz

16/03/2018

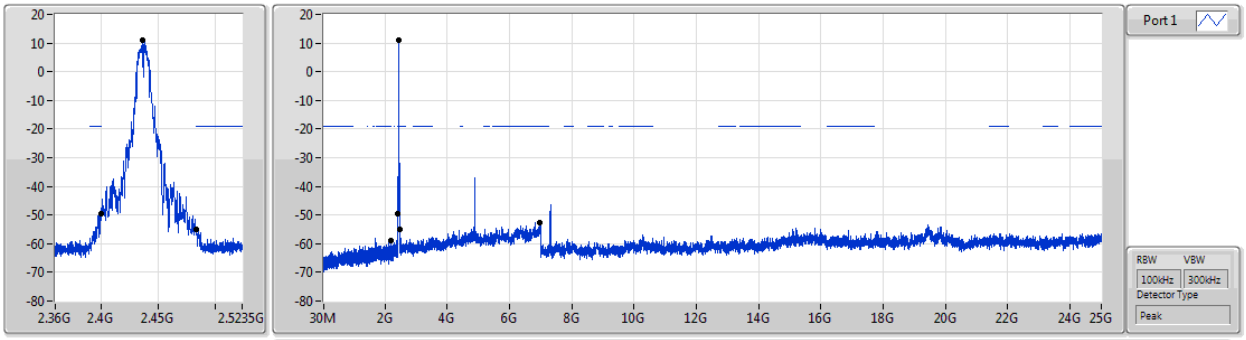

Ref(Hz)	Ref(dBm)	Limit(dBm)	Freq(Hz)	Level(dBm)	Freq(Hz)	Level(dBm)	Freq(Hz)	Level(dBm)	Freq(Hz)	Level(dBm)	Port
2.436406G	10.98	-19.02	2.18991G	-58.93	2.39984G	-49.67	2.48374G	-55.03	6.95418G	-52.52	1

802.11b_Nss1,(1Mbps)_1TX(Port1) **CSE NdB**

2462MHz

16/03/2018

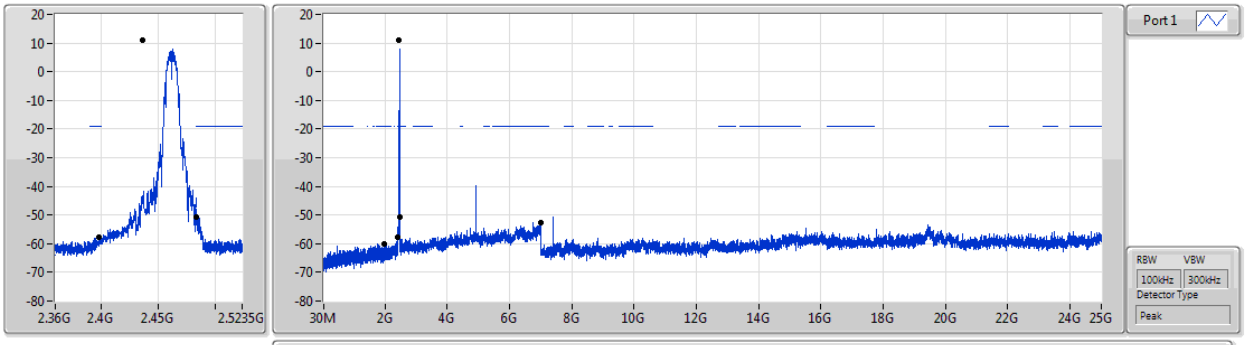

Ref(Hz)	Ref(dBm)	Limit(dBm)	Freq(Hz)	Level(dBm)	Freq(Hz)	Level(dBm)	Freq(Hz)	Level(dBm)	Freq(Hz)	Level(dBm)	Port
2.436406G	10.98	-19.02	1.972055G	-59.97	2.39808G	-57.77	2.48358G	-50.65	6.993514G	-52.66	1

802.11g_Nss1,(6Mbps)_1TX(Port1) **CSE NdB**

2412MHz

16/03/2018

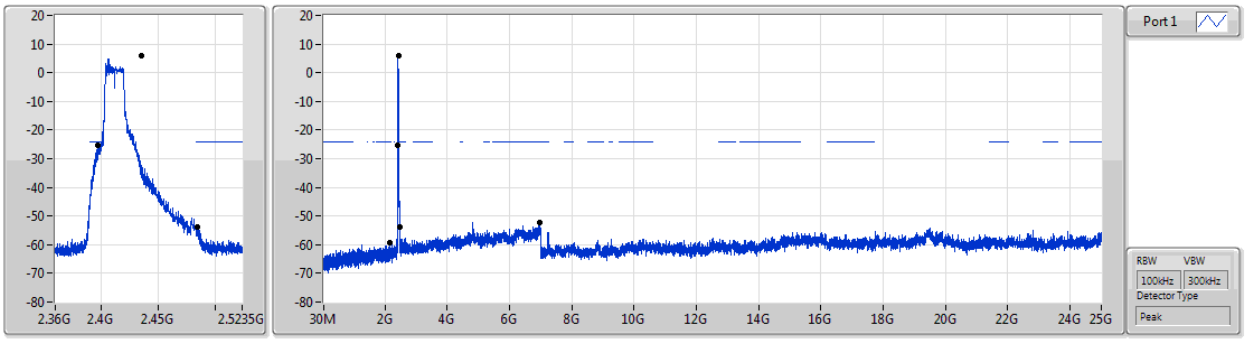

Ref(Hz)	Ref(dBm)	Limit(dBm)	Freq(Hz)	Level(dBm)	Freq(Hz)	Level(dBm)	Freq(Hz)	Level(dBm)	Freq(Hz)	Level(dBm)	Port
2.43507G	5.90	-24.10	2.13399G	-59.35	2.39944G	-25.51	2.4839G	-54.02	6.959799G	-52.27	1

802.11g_Nss1,(6Mbps)_1TX(Port1) **CSE NdB**

2437MHz

16/03/2018

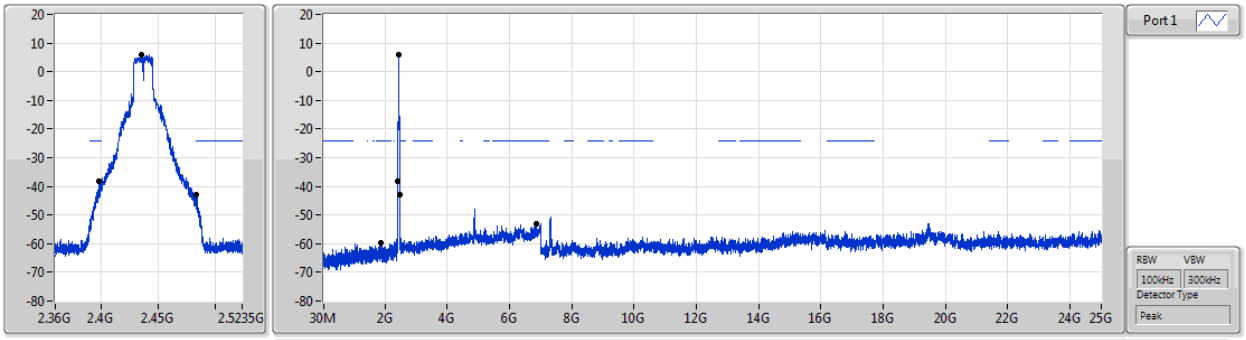

Ref(Hz)	Ref(dBm)	Limit(dBm)	Freq(Hz)	Level(dBm)	Freq(Hz)	Level(dBm)	Freq(Hz)	Level(dBm)	Freq(Hz)	Level(dBm)	Port
2.43507G	5.90	-24.10	1.84507G	-59.62	2.39832G	-38.08	2.48366G	-42.80	6.872703G	-53.05	1

802.11g_Nss1,(6Mbps)_1TX(Port1) **CSE NdB**

2462MHz

16/03/2018

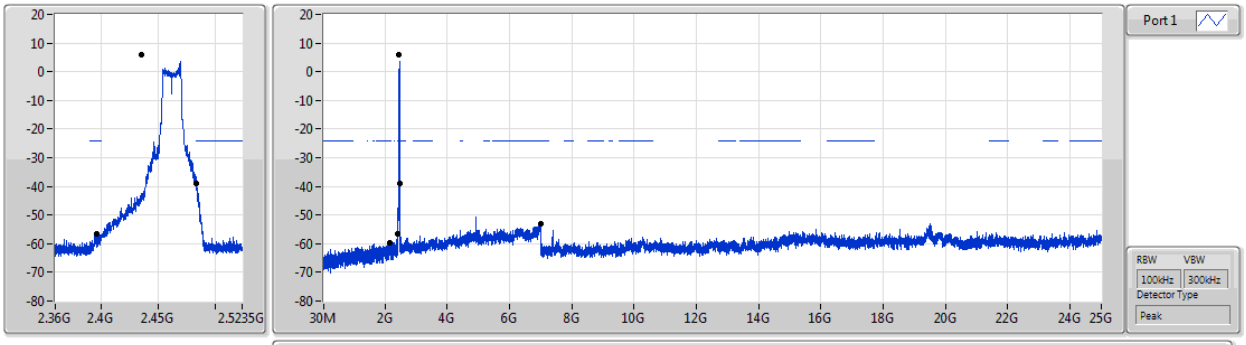

Ref(Hz)	Ref(dBm)	Limit(dBm)	Freq(Hz)	Level(dBm)	Freq(Hz)	Level(dBm)	Freq(Hz)	Level(dBm)	Freq(Hz)	Level(dBm)	Port
2.43507G	5.90	-24.10	2.16428G	-59.84	2.39648G	-56.57	2.48358G	-39.14	6.990704G	-52.86	1

802.11n HT20_Nss1,(MCS0)_2TX — CSE NdB

2412MHz

16/03/2018

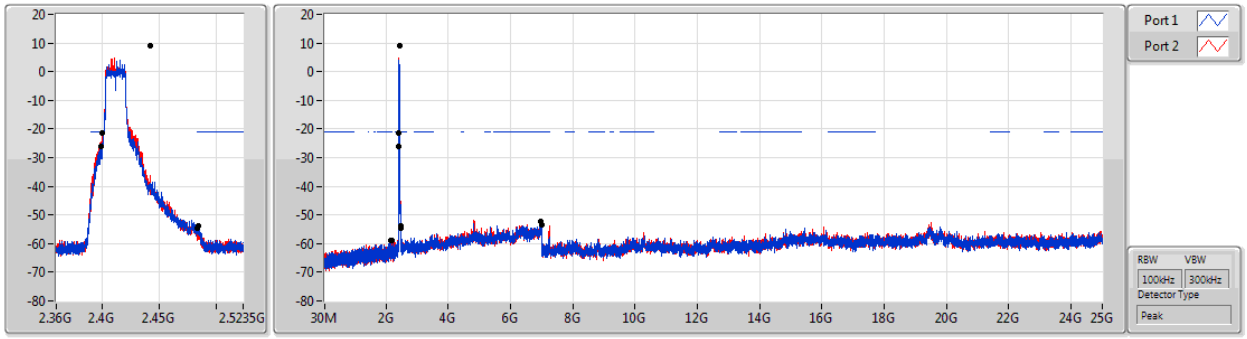

Ref(Hz)	Ref(dBm)	Limit(dBm)	Freq(Hz)	Level(dBm)	Freq(Hz)	Level(dBm)	Freq(Hz)	Level(dBm)	Freq(Hz)	Level(dBm)	Port
2.441917G	9.01	-20.99	2.139815G	-59.10	2.39888G	-25.98	2.48422G	-53.73	6.985085G	-53.26	1
2.441917G	9.01	-20.99	2.174765G	-59.01	2.39976G	-21.22	2.48366G	-54.62	6.979466G	-52.22	2

802.11n HT20_Nss1,(MCS0)_2TX — CSE NdB

2437MHz

16/03/2018

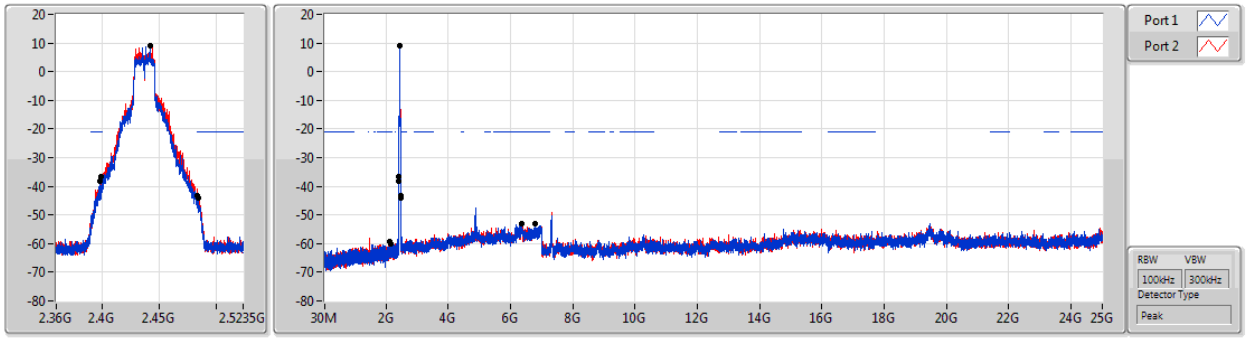

Ref(Hz)	Ref(dBm)	Limit(dBm)	Freq(Hz)	Level(dBm)	Freq(Hz)	Level(dBm)	Freq(Hz)	Level(dBm)	Freq(Hz)	Level(dBm)	Port
2.441917G	9.01	-20.99	2.15962G	-60.04	2.39864G	-38.04	2.48358G	-43.31	6.341695G	-52.90	1
2.441917G	9.01	-20.99	2.12234G	-59.16	2.3992G	-36.72	2.48422G	-44.17	6.785606G	-53.09	2

802.11n HT20_Nss1,(MCS0)_2TX — CSE NdB

2462MHz

16/03/2018

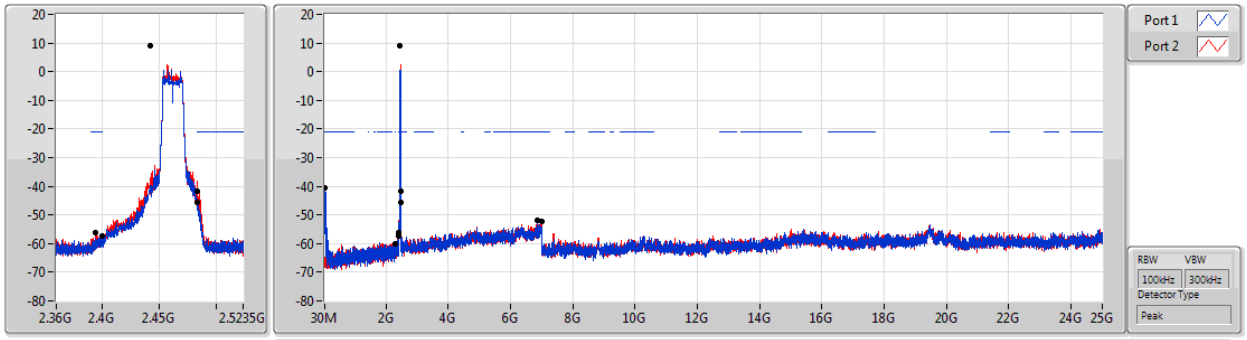

Ref(Hz)	Ref(dBm)	Limit(dBm)	Freq(Hz)	Level(dBm)	Freq(Hz)	Level(dBm)	Freq(Hz)	Level(dBm)	Freq(Hz)	Level(dBm)	Port
2.441917G	9.01	-20.99	47.475M	-40.40	2.39976G	-57.36	2.48366G	-45.59	6.855845G	-51.84	1
2.441917G	9.01	-20.99	2.30408G	-59.96	2.39472G	-56.18	2.48382G	-41.64	6.996324G	-52.16	2

802.11n HT40_Nss1,(MCS0)_2TX — CSE NdB

2422MHz

16/03/2018

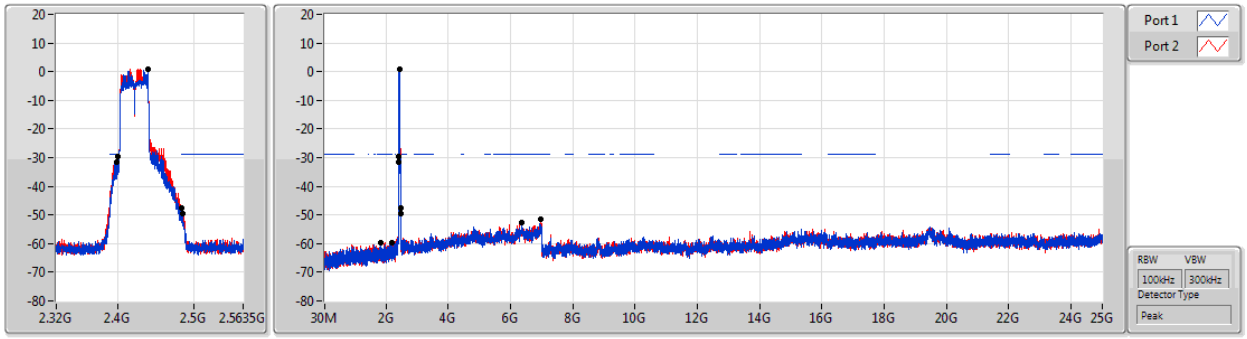

Ref(Hz)	Ref(dBm)	Limit(dBm)	Freq(Hz)	Level(dBm)	Freq(Hz)	Level(dBm)	Freq(Hz)	Level(dBm)	Freq(Hz)	Level(dBm)	Port
2.439412G	0.99	-29.01	2.18031G	-59.70	2.39888G	-31.42	2.4843G	-49.70	6.352464G	-52.75	1
2.439412G	0.99	-29.01	1.837955G	-59.69	2.39984G	-29.77	2.48398G	-47.53	6.961054G	-51.44	2

802.11n HT40_Nss1,(MCS0)_2TX — CSE NdB

2437MHz

16/03/2018

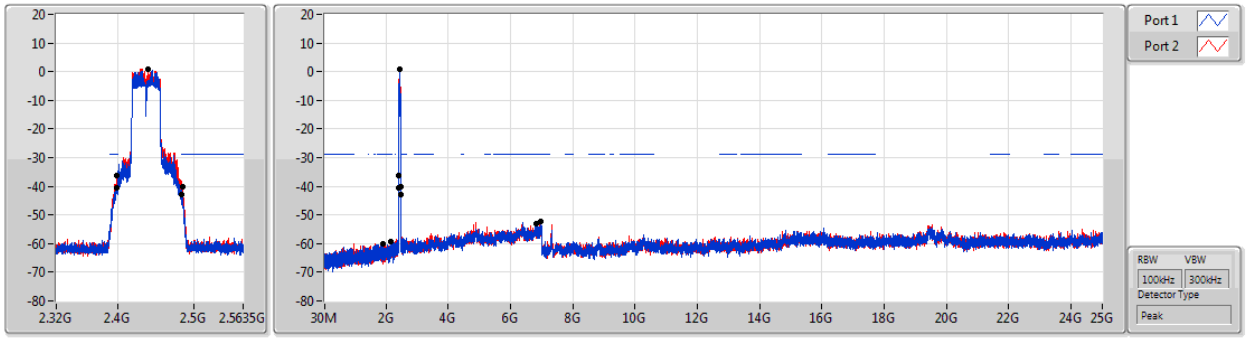

Ref(Hz)	Ref(dBm)	Limit(dBm)	Freq(Hz)	Level(dBm)	Freq(Hz)	Level(dBm)	Freq(Hz)	Level(dBm)	Freq(Hz)	Level(dBm)	Port
2.439412G	0.99	-29.01	2.15512G	-59.44	2.3992G	-40.41	2.48398G	-43.07	6.977881G	-52.23	1
2.439412G	0.99	-29.01	1.906655G	-59.98	2.39936G	-36.36	2.48414G	-40.35	6.82363G	-53.23	2

802.11n HT40_Nss1,(MCS0)_2TX — CSE NdB

2452MHz

16/03/2018

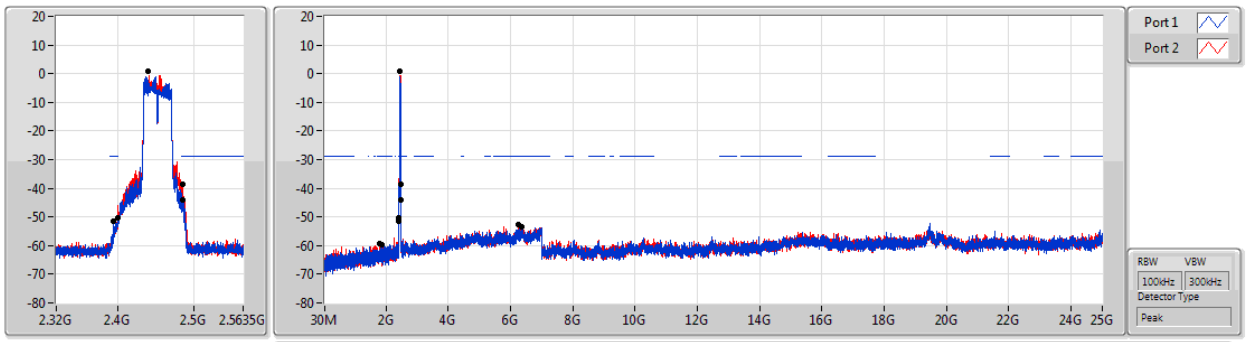

Ref(Hz)	Ref(dBm)	Limit(dBm)	Freq(Hz)	Level(dBm)	Freq(Hz)	Level(dBm)	Freq(Hz)	Level(dBm)	Freq(Hz)	Level(dBm)	Port
2.439412G	0.99	-29.01	1.879175G	-59.69	2.39456G	-51.34	2.48526G	-44.14	6.355269G	-53.45	1
2.439412G	0.99	-29.01	1.77956G	-59.25	2.39952G	-50.31	2.48462G	-38.41	6.231868G	-52.85	2

Summary

Mode	Result	Type	Freq (Hz)	Level (dBuV/m)	Limit (dBuV/m)	Margin (dB)	Factor (dB)	Dist (m)	Condition	Azimuth (°)	Height (m)	Comments
2.4-2.4835GHz	-	-	-	-	-	-	-	-	-	-	-	-
802.11n HT40_Nss1,(MCS0)_2TX	Pass	PK	249.22M	39.98	46.00	-6.02	-17.25	3	Horizontal	360	1.00	-

Result

Mode	Result	Type	Freq (Hz)	Level (dBuV/m)	Limit (dBuV/m)	Margin (dB)	Factor (dB)	Dist (m)	Condition	Azimuth (°)	Height (m)	Comments
802.11n HT40_Nss1,(MCS0)_2TX	-	-	-	-	-	-	-	-	-	-	-	-
2437MHz	Pass	PK	57.16M	31.51	40.00	-8.49	-25.36	3	Horizontal	360	1.00	-
2437MHz	Pass	PK	173.56M	33.57	43.50	-9.93	-20.94	3	Horizontal	360	1.00	-
2437MHz	Pass	PK	249.22M	39.98	46.00	-6.02	-17.25	3	Horizontal	360	1.00	-
2437MHz	Pass	PK	326.82M	39.21	46.00	-6.79	-16.14	3	Horizontal	360	1.00	-
2437MHz	Pass	PK	365.62M	39.29	46.00	-6.71	-15.06	3	Horizontal	360	1.00	-
2437MHz	Pass	PK	613.94M	28.05	46.00	-17.95	-10.46	3	Horizontal	360	1.00	-
2437MHz	Pass	PK	57.16M	33.44	40.00	-6.56	-25.36	3	Vertical	0	1.00	-
2437MHz	Pass	PK	107.6M	21.07	43.50	-22.43	-20.27	3	Vertical	0	1.00	-
2437MHz	Pass	PK	288.02M	34.48	46.00	-11.52	-16.89	3	Vertical	0	1.00	-
2437MHz	Pass	PK	365.62M	26.80	46.00	-19.20	-15.06	3	Vertical	0	1.00	-
2437MHz	Pass	PK	489.78M	27.70	46.00	-18.30	-12.24	3	Vertical	0	1.00	-
2437MHz	Pass	PK	613.94M	34.33	46.00	-11.67	-10.46	3	Vertical	0	1.00	-

802.11n HT40_Nss1,(MCS0)_2TX

2437MHz_adapter

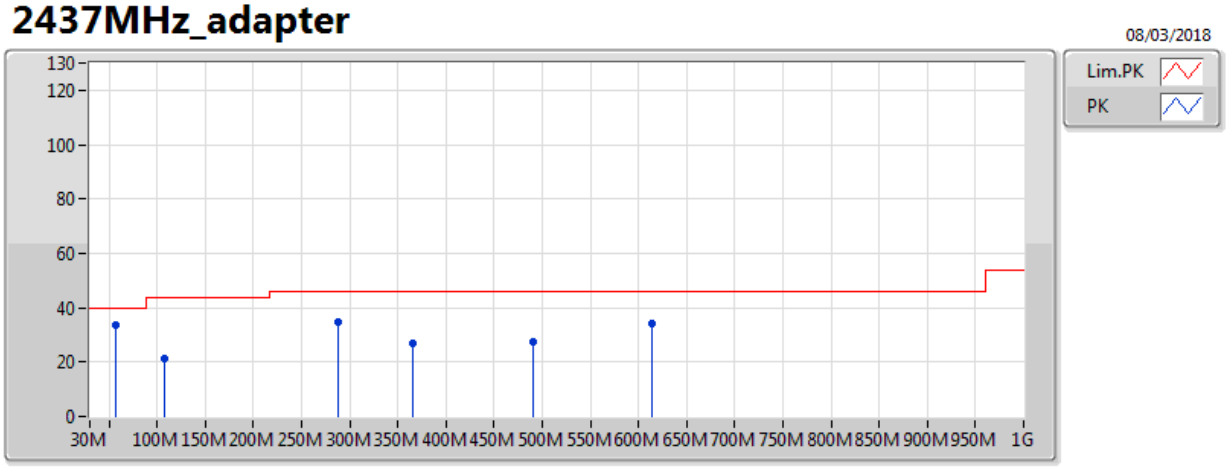

Type	Freq	Level	Limit	Margin	Factor	Dist	Condition	Azimuth	Height	Comments	Raw	AF	CL	PA
	(Hz)	(dBuV/m)	(dBuV/m)	(dB)	(dB)	(m)		(°)	(m)		(dBuV)	(dB)	(dB)	(dB)
PK	57.16M	33.44	40.00	-6.56	-25.36	3	Vertical	0	1.00	-	58.80	11.30	0.44	37.10
PK	107.6M	21.07	43.50	-22.43	-20.27	3	Vertical	0	1.00	-	41.34	15.91	0.59	36.77
PK	288.02M	34.48	46.00	-11.52	-16.89	3	Vertical	0	1.00	-	51.37	18.16	1.37	36.43
PK	365.62M	26.80	46.00	-19.20	-15.06	3	Vertical	0	1.00	-	41.86	20.00	1.50	36.55
PK	489.78M	27.70	46.00	-18.30	-12.24	3	Vertical	0	1.00	-	39.94	23.06	1.59	36.89
PK	613.94M	34.33	46.00	-11.67	-10.46	3	Vertical	0	1.00	-	44.79	25.09	1.67	37.21

802.11n HT40_Nss1,(MCS0)_2TX

2437MHz_adapter

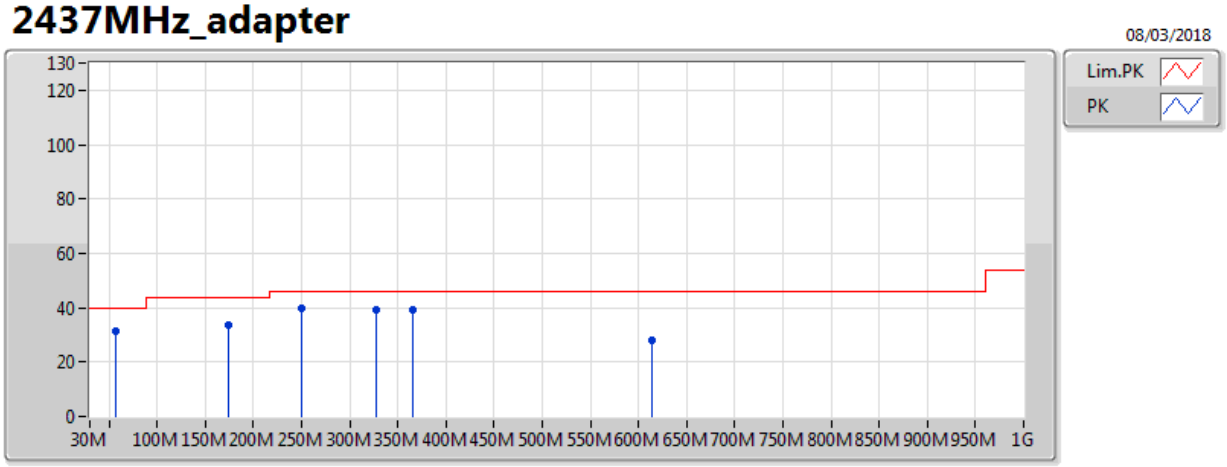

Type	Freq	Level	Limit	Margin	Factor	Dist	Condition	Azimuth	Height	Comments	Raw	AF	CL	PA
	(Hz)	(dBuV/m)	(dBuV/m)	(dB)	(dB)	(m)		(°)	(m)		(dBuV)	(dB)	(dB)	(dB)
PK	57.16M	31.51	40.00	-8.49	-25.36	3	Horizontal	360	1.00	-	56.87	11.30	0.44	37.10
PK	173.56M	33.57	43.50	-9.93	-20.94	3	Horizontal	360	1.00	-	54.51	14.55	1.00	36.49
PK	249.22M	39.98	46.00	-6.02	-17.25	3	Horizontal	360	1.00	-	57.23	17.90	1.26	36.41
PK	326.82M	39.21	46.00	-6.79	-16.14	3	Horizontal	360	1.00	-	55.35	18.87	1.47	36.48
PK	365.62M	39.29	46.00	-6.71	-15.06	3	Horizontal	360	1.00	-	54.35	20.00	1.50	36.55
PK	613.94M	28.05	46.00	-17.95	-10.46	3	Horizontal	360	1.00	-	38.51	25.09	1.67	37.21

Summary

Mode	Result	Type	Freq (Hz)	Level (dBuV/m)	Limit (dBuV/m)	Margin (dB)	Factor (dB)	Dist (m)	Condition	Azimuth (°)	Height (m)	Comments
2.4-2.4835GHz	-	-	-	-	-	-	-	-	-	-	-	-
802.11b_Nss1,(1Mbps)_1TX(Port1)	Pass	AV	4.87394G	52.18	54.00	-1.82	3.24	3	Horizontal	160	2.49	-
802.11g_Nss1,(6Mbps)_1TX(Port1)	Pass	AV	2.483502G	53.82	54.00	-0.18	32.81	3	Horizontal	358	2.43	-
802.11n HT20_Nss1,(MCS0)_2TX	Pass	AV	2.483502G	53.62	54.00	-0.38	32.81	3	Horizontal	1	2.40	-
802.11n HT40_Nss1,(MCS0)_2TX	Pass	AV	2.483502G	53.79	54.00	-0.21	32.81	3	Horizontal	217	2.71	-

Result

Mode	Result	Type	Freq (Hz)	Level (dBuV/m)	Limit (dBuV/m)	Margin (dB)	Factor (dB)	Dist (m)	Condition	Azimuth (°)	Height (m)	Comments
802.11b_Nss1,(1Mbps)_1TX(Port1)	-	-	-	-	-	-	-	-	-	-	-	-
2412MHz	Pass	AV	2.389998G	44.08	54.00	-9.92	32.45	3	Horizontal	70	1.12	-
2412MHz	Pass	AV	2.4102G	101.37	Inf	-Inf	32.53	3	Horizontal	70	1.12	-
2412MHz	Pass	PK	2.3726G	54.93	74.00	-19.07	32.39	3	Horizontal	70	1.12	-
2412MHz	Pass	PK	2.411G	105.25	Inf	-Inf	32.53	3	Horizontal	70	1.12	-
2412MHz	Pass	AV	2.389998G	44.04	54.00	-9.96	32.45	3	Vertical	264	3.12	-
2412MHz	Pass	AV	2.4102G	100.84	Inf	-Inf	32.53	3	Vertical	264	3.12	-
2412MHz	Pass	PK	2.3716G	54.60	74.00	-19.40	32.39	3	Vertical	264	3.12	-
2412MHz	Pass	PK	2.411G	104.69	Inf	-Inf	32.53	3	Vertical	264	3.12	-
2412MHz	Pass	AV	4.82392G	52.14	54.00	-1.86	3.13	3	Horizontal	161	2.95	-
2412MHz	Pass	PK	4.82395G	54.72	74.00	-19.28	3.13	3	Horizontal	161	2.95	-
2412MHz	Pass	AV	4.82394G	47.17	54.00	-6.83	3.13	3	Vertical	196	2.44	-
2412MHz	Pass	PK	4.8239G	51.28	74.00	-22.72	3.13	3	Vertical	196	2.44	-
2437MHz	Pass	AV	2.3898G	43.69	54.00	-10.31	32.45	3	Horizontal	215	3.02	-
2437MHz	Pass	AV	2.4354G	106.68	Inf	-Inf	32.62	3	Horizontal	215	3.02	-
2437MHz	Pass	AV	2.483502G	44.99	54.00	-9.01	32.81	3	Horizontal	215	3.02	-
2437MHz	Pass	PK	2.3726G	54.93	74.00	-19.07	32.39	3	Horizontal	215	3.02	-
2437MHz	Pass	PK	2.4362G	110.48	Inf	-Inf	32.63	3	Horizontal	215	3.02	-
2437MHz	Pass	PK	2.4946G	55.73	74.00	-18.27	32.85	3	Horizontal	215	3.02	-
2437MHz	Pass	AV	2.3898G	43.68	54.00	-10.32	32.45	3	Vertical	232	3.02	-
2437MHz	Pass	AV	2.4354G	102.09	Inf	-Inf	32.62	3	Vertical	232	3.02	-
2437MHz	Pass	AV	2.4998G	44.63	54.00	-9.37	32.87	3	Vertical	232	3.02	-
2437MHz	Pass	PK	2.3878G	55.08	74.00	-18.92	32.45	3	Vertical	232	3.02	-
2437MHz	Pass	PK	2.4362G	106.03	Inf	-Inf	32.63	3	Vertical	232	3.02	-
2437MHz	Pass	PK	2.4938G	56.27	74.00	-17.73	32.84	3	Vertical	232	3.02	-
2437MHz	Pass	AV	4.87394G	52.18	54.00	-1.82	3.24	3	Horizontal	160	2.49	-
2437MHz	Pass	PK	4.87399G	54.72	74.00	-19.28	3.24	3	Horizontal	160	2.49	-
2437MHz	Pass	AV	4.87396G	45.20	54.00	-8.80	3.24	3	Vertical	232	3.12	-
2437MHz	Pass	PK	4.87394G	49.90	74.00	-24.10	3.24	3	Vertical	232	3.12	-
2457MHz	Pass	AV	2.4552G	102.94	Inf	-Inf	32.70	3	Horizontal	358	2.42	-
2457MHz	Pass	AV	2.4838G	48.12	54.00	-5.88	32.81	3	Horizontal	358	2.42	-
2457MHz	Pass	PK	2.456G	106.75	Inf	-Inf	32.70	3	Horizontal	358	2.42	-
2457MHz	Pass	PK	2.4836G	57.44	74.00	-16.56	32.81	3	Horizontal	358	2.42	-
2457MHz	Pass	AV	2.4552G	101.27	Inf	-Inf	32.70	3	Vertical	262	2.96	-
2457MHz	Pass	AV	2.4836G	47.35	54.00	-6.65	32.81	3	Vertical	262	2.96	-
2457MHz	Pass	PK	2.456G	105.10	Inf	-Inf	32.70	3	Vertical	262	2.96	-
2457MHz	Pass	PK	2.4836G	56.74	74.00	-17.26	32.81	3	Vertical	262	2.96	-
2462MHz	Pass	AV	2.4612G	104.01	Inf	-Inf	32.72	3	Horizontal	212	2.96	-
2462MHz	Pass	AV	2.483502G	51.50	54.00	-2.50	32.81	3	Horizontal	212	2.96	-
2462MHz	Pass	PK	2.461G	107.96	Inf	-Inf	32.72	3	Horizontal	212	2.96	-
2462MHz	Pass	PK	2.4836G	58.61	74.00	-15.39	32.81	3	Horizontal	212	2.96	-
2462MHz	Pass	AV	2.4612G	99.52	Inf	-Inf	32.72	3	Vertical	262	2.96	-
2462MHz	Pass	AV	2.483502G	48.06	54.00	-5.94	32.81	3	Vertical	262	2.96	-
2462MHz	Pass	PK	2.461G	103.35	Inf	-Inf	32.72	3	Vertical	262	2.96	-
2462MHz	Pass	PK	2.483502G	57.16	74.00	-16.84	32.81	3	Vertical	262	2.96	-
2462MHz	Pass	AV	4.92394G	48.02	54.00	-5.98	3.35	3	Horizontal	0	1.37	-
2462MHz	Pass	PK	4.92394G	52.28	74.00	-21.72	3.35	3	Horizontal	0	1.37	-
2462MHz	Pass	AV	4.92394G	40.78	54.00	-13.22	3.35	3	Vertical	202	1.58	-

Mode	Result	Type	Freq (Hz)	Level (dBuV/m)	Limit (dBuV/m)	Margin (dB)	Factor (dB)	Dist (m)	Condition	Azimuth (°)	Height (m)	Comments
2462MHz	Pass	PK	4.92384G	47.50	74.00	-26.50	3.35	3	Vertical	202	1.58	-
802.11g_Nss1,(6Mbps)_1TX(Port1)	-	-	-	-	-	-	-	-	-	-	-	-
2412MHz	Pass	AV	2.389998G	52.76	54.00	-1.24	32.45	3	Horizontal	69	1.13	-
2412MHz	Pass	AV	2.4092G	95.78	Inf	-Inf	32.52	3	Horizontal	69	1.13	-
2412MHz	Pass	PK	2.389998G	64.21	74.00	-9.79	32.45	3	Horizontal	69	1.13	-
2412MHz	Pass	PK	2.4104G	105.65	Inf	-Inf	32.53	3	Horizontal	69	1.13	-
2412MHz	Pass	AV	2.389998G	49.72	54.00	-4.28	32.45	3	Vertical	316	3.15	-
2412MHz	Pass	AV	2.4092G	91.94	Inf	-Inf	32.52	3	Vertical	316	3.15	-
2412MHz	Pass	PK	2.389998G	63.33	74.00	-10.67	32.45	3	Vertical	316	3.15	-
2412MHz	Pass	PK	2.4102G	101.74	Inf	-Inf	32.53	3	Vertical	316	3.15	-
2412MHz	Pass	AV	4.8199G	39.47	54.00	-14.53	3.12	3	Horizontal	169	2.65	-
2412MHz	Pass	PK	4.8231G	52.36	74.00	-21.64	3.13	3	Horizontal	169	2.65	-
2412MHz	Pass	AV	4.8183G	36.10	54.00	-17.90	3.12	3	Vertical	191	2.31	-
2412MHz	Pass	PK	4.817G	49.17	74.00	-24.83	3.12	3	Vertical	191	2.31	-
2417MHz	Pass	AV	2.389998G	48.77	54.00	-5.23	32.45	3	Horizontal	37	1.49	-
2417MHz	Pass	AV	2.4238G	96.82	Inf	-Inf	32.58	3	Horizontal	37	1.49	-
2417MHz	Pass	PK	2.389998G	63.42	74.00	-10.58	32.45	3	Horizontal	37	1.49	-
2417MHz	Pass	PK	2.4244G	106.69	Inf	-Inf	32.58	3	Horizontal	37	1.49	-
2417MHz	Pass	AV	2.389998G	49.16	54.00	-4.84	32.45	3	Vertical	263	3.10	-
2417MHz	Pass	AV	2.4104G	96.02	Inf	-Inf	32.53	3	Vertical	263	3.10	-
2417MHz	Pass	PK	2.389998G	64.93	74.00	-9.07	32.45	3	Vertical	263	3.10	-
2417MHz	Pass	PK	2.4114G	105.65	Inf	-Inf	32.53	3	Vertical	263	3.10	-
2437MHz	Pass	AV	2.3898G	44.73	54.00	-9.27	32.45	3	Horizontal	217	2.73	-
2437MHz	Pass	AV	2.431G	101.57	Inf	-Inf	32.61	3	Horizontal	217	2.73	-
2437MHz	Pass	AV	2.483502G	47.43	54.00	-6.57	32.81	3	Horizontal	217	2.73	-
2437MHz	Pass	PK	2.3894G	55.50	74.00	-18.50	32.45	3	Horizontal	217	2.73	-
2437MHz	Pass	PK	2.4322G	111.21	Inf	-Inf	32.61	3	Horizontal	217	2.73	-
2437MHz	Pass	PK	2.4838G	59.92	74.00	-14.08	32.81	3	Horizontal	217	2.73	-
2437MHz	Pass	AV	2.3898G	43.93	54.00	-10.07	32.45	3	Vertical	186	2.44	-
2437MHz	Pass	AV	2.4342G	93.80	Inf	-Inf	32.62	3	Vertical	186	2.44	-
2437MHz	Pass	AV	2.483502G	45.50	54.00	-8.50	32.81	3	Vertical	186	2.44	-
2437MHz	Pass	PK	2.3622G	55.88	74.00	-18.12	32.34	3	Vertical	186	2.44	-
2437MHz	Pass	PK	2.4354G	103.54	Inf	-Inf	32.62	3	Vertical	186	2.44	-
2437MHz	Pass	PK	2.4846G	58.18	74.00	-15.82	32.81	3	Vertical	186	2.44	-
2437MHz	Pass	AV	4.8729G	37.59	54.00	-16.41	3.24	3	Horizontal	0	3.68	-
2437MHz	Pass	PK	4.8747G	50.62	74.00	-23.38	3.24	3	Horizontal	0	3.68	-
2437MHz	Pass	AV	4.8736G	33.15	54.00	-20.85	3.24	3	Vertical	230	3.11	-
2437MHz	Pass	PK	4.8733G	46.14	74.00	-27.86	3.24	3	Vertical	230	3.11	-
2452MHz	Pass	AV	2.4454G	99.59	Inf	-Inf	32.66	3	Horizontal	36	1.07	-
2452MHz	Pass	AV	2.483502G	52.40	54.00	-1.60	32.81	3	Horizontal	36	1.07	-
2452MHz	Pass	PK	2.4494G	109.43	Inf	-Inf	32.68	3	Horizontal	36	1.07	-
2452MHz	Pass	PK	2.4836G	69.43	74.00	-4.57	32.81	3	Horizontal	36	1.07	-
2452MHz	Pass	AV	2.4456G	97.46	Inf	-Inf	32.66	3	Vertical	262	3.04	-
2452MHz	Pass	AV	2.483502G	48.62	54.00	-5.38	32.81	3	Vertical	262	3.04	-
2452MHz	Pass	PK	2.4472G	106.81	Inf	-Inf	32.67	3	Vertical	262	3.04	-
2452MHz	Pass	PK	2.483502G	64.48	74.00	-9.52	32.81	3	Vertical	262	3.04	-
2457MHz	Pass	AV	2.4504G	99.64	Inf	-Inf	32.68	3	Horizontal	358	2.43	-
2457MHz	Pass	AV	2.483502G	53.82	54.00	-0.18	32.81	3	Horizontal	358	2.43	-
2457MHz	Pass	PK	2.4522G	108.86	Inf	-Inf	32.69	3	Horizontal	358	2.43	-

Mode	Result	Type	Freq (Hz)	Level (dBuV/m)	Limit (dBuV/m)	Margin (dB)	Factor (dB)	Dist (m)	Condition	Azimuth (°)	Height (m)	Comments
2457MHz	Pass	PK	2.483502G	70.47	74.00	-3.53	32.81	3	Horizontal	358	2.43	-
2457MHz	Pass	AV	2.4502G	97.62	Inf	-Inf	32.68	3	Vertical	261	2.96	-
2457MHz	Pass	AV	2.483502G	53.03	54.00	-0.97	32.81	3	Vertical	261	2.96	-
2457MHz	Pass	PK	2.45G	107.16	Inf	-Inf	32.68	3	Vertical	261	2.96	-
2457MHz	Pass	PK	2.4836G	67.49	74.00	-6.51	32.81	3	Vertical	261	2.96	-
2462MHz	Pass	AV	2.4544G	95.27	Inf	-Inf	32.70	3	Horizontal	359	2.41	-
2462MHz	Pass	AV	2.483502G	53.11	54.00	-0.89	32.81	3	Horizontal	359	2.41	-
2462MHz	Pass	PK	2.4546G	104.32	Inf	-Inf	32.70	3	Horizontal	359	2.41	-
2462MHz	Pass	PK	2.4838G	67.64	74.00	-6.36	32.81	3	Horizontal	359	2.41	-
2462MHz	Pass	AV	2.456G	93.51	Inf	-Inf	32.70	3	Vertical	262	2.98	-
2462MHz	Pass	AV	2.483502G	51.60	54.00	-2.40	32.81	3	Vertical	262	2.98	-
2462MHz	Pass	PK	2.4686G	103.10	Inf	-Inf	32.75	3	Vertical	262	2.98	-
2462MHz	Pass	PK	2.4836G	67.16	74.00	-6.84	32.81	3	Vertical	262	2.98	-
2462MHz	Pass	AV	4.9239G	34.13	54.00	-19.87	3.35	3	Horizontal	360	1.17	-
2462MHz	Pass	PK	4.9225G	46.88	74.00	-27.12	3.35	3	Horizontal	360	1.17	-
2462MHz	Pass	AV	4.9011G	30.84	54.00	-23.16	3.30	3	Vertical	219	1.50	-
2462MHz	Pass	PK	4.9033G	44.14	74.00	-29.86	3.31	3	Vertical	219	1.50	-
802.11n HT20_Nss1,(MCS0)_2TX	-	-	-	-	-	-	-	-	-	-	-	-
2412MHz	Pass	AV	2.389998G	52.61	54.00	-1.39	32.45	3	Horizontal	216	2.76	-
2412MHz	Pass	AV	2.4086G	99.94	Inf	-Inf	32.52	3	Horizontal	216	2.76	-
2412MHz	Pass	PK	2.389998G	66.98	74.00	-7.02	32.45	3	Horizontal	216	2.76	-
2412MHz	Pass	PK	2.4058G	108.92	Inf	-Inf	32.51	3	Horizontal	216	2.76	-
2412MHz	Pass	AV	2.389998G	51.13	54.00	-2.87	32.45	3	Vertical	171	2.48	-
2412MHz	Pass	AV	2.408G	96.91	Inf	-Inf	32.52	3	Vertical	171	2.48	-
2412MHz	Pass	PK	2.389998G	64.99	74.00	-9.01	32.45	3	Vertical	171	2.48	-
2412MHz	Pass	PK	2.4076G	106.15	Inf	-Inf	32.52	3	Vertical	171	2.48	-
2412MHz	Pass	AV	4.8238G	37.46	54.00	-16.54	3.13	3	Horizontal	357	1.43	-
2412MHz	Pass	PK	4.8234G	49.93	74.00	-24.07	3.13	3	Horizontal	357	1.43	-
2412MHz	Pass	AV	4.8216G	34.28	54.00	-19.72	3.13	3	Vertical	187	2.31	-
2412MHz	Pass	PK	4.8241G	47.23	74.00	-26.77	3.13	3	Vertical	187	2.31	-
2417MHz	Pass	AV	2.389998G	53.13	54.00	-0.87	32.45	3	Horizontal	215	2.71	-
2417MHz	Pass	AV	2.4236G	102.68	Inf	-Inf	32.58	3	Horizontal	215	2.71	-
2417MHz	Pass	PK	2.389998G	66.42	74.00	-7.58	32.45	3	Horizontal	215	2.71	-
2417MHz	Pass	PK	2.4206G	111.58	Inf	-Inf	32.57	3	Horizontal	215	2.71	-
2417MHz	Pass	AV	2.389998G	52.62	54.00	-1.38	32.45	3	Vertical	171	2.74	-
2417MHz	Pass	AV	2.425G	98.37	Inf	-Inf	32.59	3	Vertical	171	2.74	-
2417MHz	Pass	PK	2.3898G	68.25	74.00	-5.75	32.45	3	Vertical	171	2.74	-
2417MHz	Pass	PK	2.4252G	108.59	Inf	-Inf	32.59	3	Vertical	171	2.74	-
2422MHz	Pass	AV	2.389998G	50.15	54.00	-3.85	32.45	3	Horizontal	214	2.43	-
2422MHz	Pass	AV	2.4286G	102.92	Inf	-Inf	32.60	3	Horizontal	214	2.43	-
2422MHz	Pass	PK	2.3898G	64.79	74.00	-9.21	32.45	3	Horizontal	214	2.43	-
2422MHz	Pass	PK	2.4282G	111.84	Inf	-Inf	32.60	3	Horizontal	214	2.43	-
2422MHz	Pass	AV	2.389998G	48.47	54.00	-5.53	32.45	3	Vertical	174	2.53	-
2422MHz	Pass	AV	2.43G	98.05	Inf	-Inf	32.60	3	Vertical	174	2.53	-
2422MHz	Pass	PK	2.389998G	63.55	74.00	-10.45	32.45	3	Vertical	174	2.53	-
2422MHz	Pass	PK	2.4276G	107.82	Inf	-Inf	32.59	3	Vertical	174	2.53	-
2437MHz	Pass	AV	2.3894G	44.60	54.00	-9.40	32.45	3	Horizontal	8	2.71	-
2437MHz	Pass	AV	2.4342G	104.54	Inf	-Inf	32.62	3	Horizontal	8	2.71	-
2437MHz	Pass	AV	2.483502G	50.29	54.00	-3.71	32.81	3	Horizontal	8	2.71	-

Mode	Result	Type	Freq (Hz)	Level (dBuV/m)	Limit (dBuV/m)	Margin (dB)	Factor (dB)	Dist (m)	Condition	Azimuth (°)	Height (m)	Comments
2437MHz	Pass	PK	2.387G	55.59	74.00	-18.41	32.44	3	Horizontal	8	2.71	-
2437MHz	Pass	PK	2.4318G	115.03	Inf	-Inf	32.61	3	Horizontal	8	2.71	-
2437MHz	Pass	PK	2.4842G	64.08	74.00	-9.92	32.81	3	Horizontal	8	2.71	-
2437MHz	Pass	AV	2.3898G	44.83	54.00	-9.17	32.45	3	Vertical	166	2.68	-
2437MHz	Pass	AV	2.4326G	101.24	Inf	-Inf	32.61	3	Vertical	166	2.68	-
2437MHz	Pass	AV	2.483502G	49.19	54.00	-4.81	32.81	3	Vertical	166	2.68	-
2437MHz	Pass	PK	2.361G	55.17	74.00	-18.83	32.34	3	Vertical	166	2.68	-
2437MHz	Pass	PK	2.4354G	110.54	Inf	-Inf	32.62	3	Vertical	166	2.68	-
2437MHz	Pass	PK	2.483502G	61.94	74.00	-12.06	32.81	3	Vertical	166	2.68	-
2437MHz	Pass	AV	4.8739G	37.63	54.00	-16.37	3.24	3	Horizontal	0	1.50	-
2437MHz	Pass	PK	4.8738G	51.09	74.00	-22.91	3.24	3	Horizontal	0	1.50	-
2437MHz	Pass	AV	4.872G	34.39	54.00	-19.61	3.24	3	Vertical	229	2.31	-
2437MHz	Pass	PK	4.8648G	46.86	74.00	-27.14	3.22	3	Vertical	229	2.31	-
2442MHz	Pass	AV	2.389998G	45.50	54.00	-8.50	32.45	3	Horizontal	216	2.72	-
2442MHz	Pass	AV	2.436G	104.13	Inf	-Inf	32.63	3	Horizontal	216	2.72	-
2442MHz	Pass	AV	2.483502G	51.35	54.00	-2.65	32.81	3	Horizontal	216	2.72	-
2442MHz	Pass	PK	2.389998G	56.16	74.00	-17.84	32.45	3	Horizontal	216	2.72	-
2442MHz	Pass	PK	2.4384G	113.40	Inf	-Inf	32.64	3	Horizontal	216	2.72	-
2442MHz	Pass	PK	2.484G	62.15	74.00	-11.85	32.81	3	Horizontal	216	2.72	-
2442MHz	Pass	AV	2.389998G	44.74	54.00	-9.26	32.45	3	Vertical	173	2.47	-
2442MHz	Pass	AV	2.4348G	99.84	Inf	-Inf	32.62	3	Vertical	173	2.47	-
2442MHz	Pass	AV	2.483502G	49.10	54.00	-4.90	32.81	3	Vertical	173	2.47	-
2442MHz	Pass	PK	2.3704G	55.21	74.00	-18.79	32.37	3	Vertical	173	2.47	-
2442MHz	Pass	PK	2.4376G	109.69	Inf	-Inf	32.63	3	Vertical	173	2.47	-
2442MHz	Pass	PK	2.4848G	60.20	74.00	-13.80	32.81	3	Vertical	173	2.47	-
2447MHz	Pass	AV	2.3898G	44.13	54.00	-9.87	32.45	3	Horizontal	1	2.40	-
2447MHz	Pass	AV	2.4442G	103.51	Inf	-Inf	32.66	3	Horizontal	1	2.40	-
2447MHz	Pass	AV	2.483502G	53.62	54.00	-0.38	32.81	3	Horizontal	1	2.40	-
2447MHz	Pass	PK	2.3898G	55.57	74.00	-18.43	32.45	3	Horizontal	1	2.40	-
2447MHz	Pass	PK	2.4442G	112.87	Inf	-Inf	32.66	3	Horizontal	1	2.40	-
2447MHz	Pass	PK	2.4838G	68.48	74.00	-5.52	32.81	3	Horizontal	1	2.40	-
2447MHz	Pass	AV	2.3894G	44.09	54.00	-9.91	32.45	3	Vertical	191	2.49	-
2447MHz	Pass	AV	2.449G	98.76	Inf	-Inf	32.68	3	Vertical	191	2.49	-
2447MHz	Pass	AV	2.483502G	49.06	54.00	-4.94	32.81	3	Vertical	191	2.49	-
2447MHz	Pass	PK	2.3894G	54.49	74.00	-19.51	32.45	3	Vertical	191	2.49	-
2447MHz	Pass	PK	2.4494G	108.32	Inf	-Inf	32.68	3	Vertical	191	2.49	-
2447MHz	Pass	PK	2.4838G	62.54	74.00	-11.46	32.81	3	Vertical	191	2.49	-
2452MHz	Pass	AV	2.4486G	103.62	Inf	-Inf	32.67	3	Horizontal	212	2.99	-
2452MHz	Pass	AV	2.483502G	52.91	54.00	-1.09	32.81	3	Horizontal	212	2.99	-
2452MHz	Pass	PK	2.451G	113.33	Inf	-Inf	32.68	3	Horizontal	212	2.99	-
2452MHz	Pass	PK	2.4836G	66.18	74.00	-7.82	32.81	3	Horizontal	212	2.99	-
2452MHz	Pass	AV	2.4476G	97.52	Inf	-Inf	32.67	3	Vertical	174	2.47	-
2452MHz	Pass	AV	2.483502G	48.32	54.00	-5.68	32.81	3	Vertical	174	2.47	-
2452MHz	Pass	PK	2.4476G	107.39	Inf	-Inf	32.67	3	Vertical	174	2.47	-
2452MHz	Pass	PK	2.4846G	59.83	74.00	-14.17	32.81	3	Vertical	174	2.47	-
2457MHz	Pass	AV	2.4508G	100.13	Inf	-Inf	32.68	3	Horizontal	33	2.12	-
2457MHz	Pass	AV	2.483502G	53.25	54.00	-0.75	32.81	3	Horizontal	33	2.12	-
2457MHz	Pass	PK	2.4534G	109.48	Inf	-Inf	32.69	3	Horizontal	33	2.12	-
2457MHz	Pass	PK	2.4836G	64.58	74.00	-9.42	32.81	3	Horizontal	33	2.12	-

Mode	Result	Type	Freq (Hz)	Level (dBuV/m)	Limit (dBuV/m)	Margin (dB)	Factor (dB)	Dist (m)	Condition	Azimuth (°)	Height (m)	Comments
2457MHz	Pass	AV	2.45G	96.40	Inf	-Inf	32.68	3	Vertical	256	2.99	-
2457MHz	Pass	AV	2.483502G	47.09	54.00	-6.91	32.81	3	Vertical	256	2.99	-
2457MHz	Pass	PK	2.4502G	105.98	Inf	-Inf	32.68	3	Vertical	256	2.99	-
2457MHz	Pass	PK	2.483502G	59.03	74.00	-14.97	32.81	3	Vertical	256	2.99	-
2462MHz	Pass	AV	2.456G	99.33	Inf	-Inf	32.70	3	Horizontal	212	2.96	-
2462MHz	Pass	AV	2.483502G	53.45	54.00	-0.55	32.81	3	Horizontal	212	2.96	-
2462MHz	Pass	PK	2.4582G	108.40	Inf	-Inf	32.71	3	Horizontal	212	2.96	-
2462MHz	Pass	PK	2.483502G	70.43	74.00	-3.57	32.81	3	Horizontal	212	2.96	-
2462MHz	Pass	AV	2.4674G	92.14	Inf	-Inf	32.75	3	Vertical	101	3.19	-
2462MHz	Pass	AV	2.483502G	48.42	54.00	-5.58	32.81	3	Vertical	101	3.19	-
2462MHz	Pass	PK	2.4676G	101.74	Inf	-Inf	32.75	3	Vertical	101	3.19	-
2462MHz	Pass	PK	2.4846G	62.18	74.00	-11.82	32.81	3	Vertical	101	3.19	-
2462MHz	Pass	AV	4.9238G	34.57	54.00	-19.43	3.35	3	Horizontal	356	1.20	-
2462MHz	Pass	PK	4.9239G	47.33	74.00	-26.67	3.35	3	Horizontal	356	1.20	-
2462MHz	Pass	AV	4.9019G	30.86	54.00	-23.14	3.30	3	Vertical	149	1.50	-
2462MHz	Pass	PK	4.9015G	43.75	74.00	-30.25	3.30	3	Vertical	149	1.50	-
802.11n HT40_Nss1,(MCS0)_2TX	-	-	-	-	-	-	-	-	-	-	-	-
2422MHz	Pass	AV	2.389998G	53.77	54.00	-0.23	32.45	3	Horizontal	216	2.71	-
2422MHz	Pass	AV	2.4308G	98.48	Inf	-Inf	32.61	3	Horizontal	216	2.71	-
2422MHz	Pass	AV	2.483502G	49.58	54.00	-4.42	32.81	3	Horizontal	216	2.71	-
2422MHz	Pass	PK	2.389998G	64.13	74.00	-9.87	32.45	3	Horizontal	216	2.71	-
2422MHz	Pass	PK	2.4296G	107.88	Inf	-Inf	32.60	3	Horizontal	216	2.71	-
2422MHz	Pass	PK	2.4844G	58.43	74.00	-15.57	32.81	3	Horizontal	216	2.71	-
2422MHz	Pass	AV	2.389998G	51.16	54.00	-2.84	32.45	3	Vertical	175	2.64	-
2422MHz	Pass	AV	2.4324G	94.92	Inf	-Inf	32.61	3	Vertical	175	2.64	-
2422MHz	Pass	AV	2.483502G	47.82	54.00	-6.18	32.81	3	Vertical	175	2.64	-
2422MHz	Pass	PK	2.3892G	62.53	74.00	-11.47	32.45	3	Vertical	175	2.64	-
2422MHz	Pass	PK	2.4304G	104.34	Inf	-Inf	32.61	3	Vertical	175	2.64	-
2422MHz	Pass	PK	2.483502G	59.52	74.00	-14.48	32.81	3	Vertical	175	2.64	-
2422MHz	Pass	AV	4.8438G	33.57	54.00	-20.43	3.18	3	Horizontal	359	1.29	-
2422MHz	Pass	PK	4.852G	46.24	74.00	-27.76	3.19	3	Horizontal	359	1.29	-
2422MHz	Pass	AV	4.7962G	30.84	54.00	-23.16	3.07	3	Vertical	239	1.50	-
2422MHz	Pass	PK	4.8292G	43.80	74.00	-30.20	3.14	3	Vertical	239	1.50	-
2437MHz	Pass	AV	2.3898G	45.06	54.00	-8.94	32.45	3	Horizontal	217	2.71	-
2437MHz	Pass	AV	2.4334G	98.17	Inf	-Inf	32.62	3	Horizontal	217	2.71	-
2437MHz	Pass	AV	2.483502G	53.79	54.00	-0.21	32.81	3	Horizontal	217	2.71	-
2437MHz	Pass	PK	2.3898G	57.45	74.00	-16.55	32.45	3	Horizontal	217	2.71	-
2437MHz	Pass	PK	2.4334G	107.19	Inf	-Inf	32.62	3	Horizontal	217	2.71	-
2437MHz	Pass	PK	2.4842G	68.19	74.00	-5.81	32.81	3	Horizontal	217	2.71	-
2437MHz	Pass	AV	2.3898G	45.09	54.00	-8.91	32.45	3	Vertical	174	2.53	-
2437MHz	Pass	AV	2.4326G	92.98	Inf	-Inf	32.61	3	Vertical	174	2.53	-
2437MHz	Pass	AV	2.483502G	50.05	54.00	-3.95	32.81	3	Vertical	174	2.53	-
2437MHz	Pass	PK	2.3898G	56.90	74.00	-17.10	32.45	3	Vertical	174	2.53	-
2437MHz	Pass	PK	2.4326G	102.29	Inf	-Inf	32.61	3	Vertical	174	2.53	-
2437MHz	Pass	PK	2.4838G	65.13	74.00	-8.87	32.81	3	Vertical	174	2.53	-
2437MHz	Pass	AV	4.8716G	33.56	54.00	-20.44	3.24	3	Horizontal	359	1.26	-
2437MHz	Pass	PK	4.859G	46.90	74.00	-27.10	3.21	3	Horizontal	359	1.26	-
2437MHz	Pass	AV	4.8262G	30.92	54.00	-23.08	3.14	3	Vertical	206	1.50	-
2437MHz	Pass	PK	4.8706G	44.13	74.00	-29.87	3.24	3	Vertical	206	1.50	-

RSE TX above 1GHz Result

Mode	Result	Type	Freq (Hz)	Level (dBuV/m)	Limit (dBuV/m)	Margin (dB)	Factor (dB)	Dist (m)	Condition	Azimuth (°)	Height (m)	Comments
2442MHz	Pass	AV	2.389998G	44.83	54.00	-9.17	32.45	3	Horizontal	213	2.42	-
2442MHz	Pass	AV	2.4336G	96.30	Inf	-Inf	32.62	3	Horizontal	213	2.42	-
2442MHz	Pass	AV	2.483502G	52.80	54.00	-1.20	32.81	3	Horizontal	213	2.42	-
2442MHz	Pass	PK	2.346G	54.39	74.00	-19.61	32.29	3	Horizontal	213	2.42	-
2442MHz	Pass	PK	2.4288G	104.87	Inf	-Inf	32.60	3	Horizontal	213	2.42	-
2442MHz	Pass	PK	2.483502G	66.61	74.00	-7.39	32.81	3	Horizontal	213	2.42	-
2442MHz	Pass	AV	2.389998G	44.57	54.00	-9.43	32.45	3	Vertical	173	2.47	-
2442MHz	Pass	AV	2.4328G	92.46	Inf	-Inf	32.61	3	Vertical	173	2.47	-
2442MHz	Pass	AV	2.483502G	49.00	54.00	-5.00	32.81	3	Vertical	173	2.47	-
2442MHz	Pass	PK	2.348G	54.90	74.00	-19.10	32.29	3	Vertical	173	2.47	-
2442MHz	Pass	PK	2.4324G	101.80	Inf	-Inf	32.61	3	Vertical	173	2.47	-
2442MHz	Pass	PK	2.4852G	61.39	74.00	-12.61	32.81	3	Vertical	173	2.47	-
2447MHz	Pass	AV	2.3894G	44.49	54.00	-9.51	32.45	3	Horizontal	2	2.41	-
2447MHz	Pass	AV	2.4442G	96.07	Inf	-Inf	32.66	3	Horizontal	2	2.41	-
2447MHz	Pass	AV	2.4842G	53.25	54.00	-0.75	32.81	3	Horizontal	2	2.41	-
2447MHz	Pass	PK	2.3878G	55.41	74.00	-18.59	32.45	3	Horizontal	2	2.41	-
2447MHz	Pass	PK	2.4446G	105.20	Inf	-Inf	32.66	3	Horizontal	2	2.41	-
2447MHz	Pass	PK	2.4846G	70.01	74.00	-3.99	32.81	3	Horizontal	2	2.41	-
2447MHz	Pass	AV	2.3702G	44.45	54.00	-9.55	32.37	3	Vertical	191	2.46	-
2447MHz	Pass	AV	2.4494G	91.19	Inf	-Inf	32.68	3	Vertical	191	2.46	-
2447MHz	Pass	AV	2.4842G	49.34	54.00	-4.66	32.81	3	Vertical	191	2.46	-
2447MHz	Pass	PK	2.3874G	55.04	74.00	-18.96	32.44	3	Vertical	191	2.46	-
2447MHz	Pass	PK	2.4322G	100.30	Inf	-Inf	32.61	3	Vertical	191	2.46	-
2447MHz	Pass	PK	2.483502G	67.64	74.00	-6.36	32.81	3	Vertical	191	2.46	-
2452MHz	Pass	AV	2.3864G	44.48	54.00	-9.52	32.43	3	Horizontal	2	2.41	-
2452MHz	Pass	AV	2.4444G	95.82	Inf	-Inf	32.66	3	Horizontal	2	2.41	-
2452MHz	Pass	AV	2.483502G	53.50	54.00	-0.50	32.81	3	Horizontal	2	2.41	-
2452MHz	Pass	PK	2.3888G	54.77	74.00	-19.23	32.45	3	Horizontal	2	2.41	-
2452MHz	Pass	PK	2.4464G	104.52	Inf	-Inf	32.67	3	Horizontal	2	2.41	-
2452MHz	Pass	PK	2.4844G	68.00	74.00	-6.00	32.81	3	Horizontal	2	2.41	-
2452MHz	Pass	AV	2.3864G	44.36	54.00	-9.64	32.43	3	Vertical	190	2.45	-
2452MHz	Pass	AV	2.4468G	90.97	Inf	-Inf	32.67	3	Vertical	190	2.45	-
2452MHz	Pass	AV	2.4844G	49.11	54.00	-4.89	32.81	3	Vertical	190	2.45	-
2452MHz	Pass	PK	2.3748G	54.92	74.00	-19.08	32.39	3	Vertical	190	2.45	-
2452MHz	Pass	PK	2.4444G	100.36	Inf	-Inf	32.66	3	Vertical	190	2.45	-
2452MHz	Pass	PK	2.484G	63.30	74.00	-10.70	32.81	3	Vertical	190	2.45	-
2452MHz	Pass	AV	4.9016G	32.83	54.00	-21.17	3.30	3	Horizontal	359	1.01	-
2452MHz	Pass	PK	4.895G	46.29	74.00	-27.71	3.29	3	Horizontal	359	1.01	-
2452MHz	Pass	AV	4.904G	31.24	54.00	-22.76	3.31	3	Vertical	259	1.50	-
2452MHz	Pass	PK	4.9198G	44.40	74.00	-29.60	3.34	3	Vertical	259	1.50	-

802.11b_Nss1,(1Mbps)_1TX(Port1)

2412MHz_TX

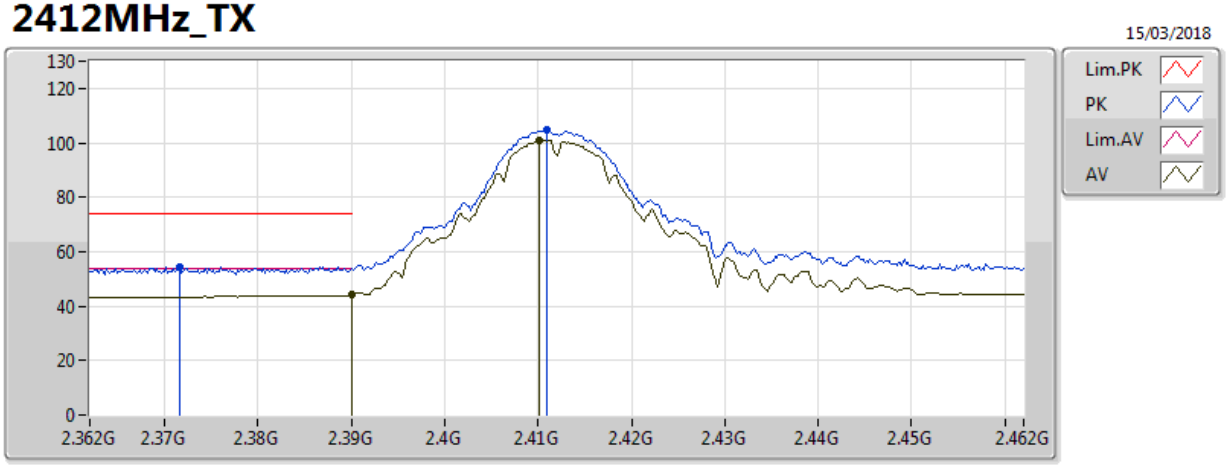

Type	Freq	Level	Limit	Margin	Factor	Dist	Condition	Azimuth	Height	Comments	Raw	AF	CL	PA
	(Hz)	(dBuV/m)	(dBuV/m)	(dB)	(dB)	(m)		(°)	(m)		(dBuV)	(dB)	(dB)	(dB)
AV	2.389998G	44.04	54.00	-9.96	32.45	3	Vertical	264	3.12	-	11.59	27.31	5.14	-
AV	2.4102G	100.84	Inf	-Inf	32.53	3	Vertical	264	3.12	-	68.31	27.37	5.16	-
PK	2.3716G	54.60	74.00	-19.40	32.39	3	Vertical	264	3.12	-	22.21	27.27	5.12	-
PK	2.411G	104.69	Inf	-Inf	32.53	3	Vertical	264	3.12	-	72.16	27.37	5.16	-

802.11b_Nss1,(1Mbps)_1TX(Port1)

2412MHz_TX

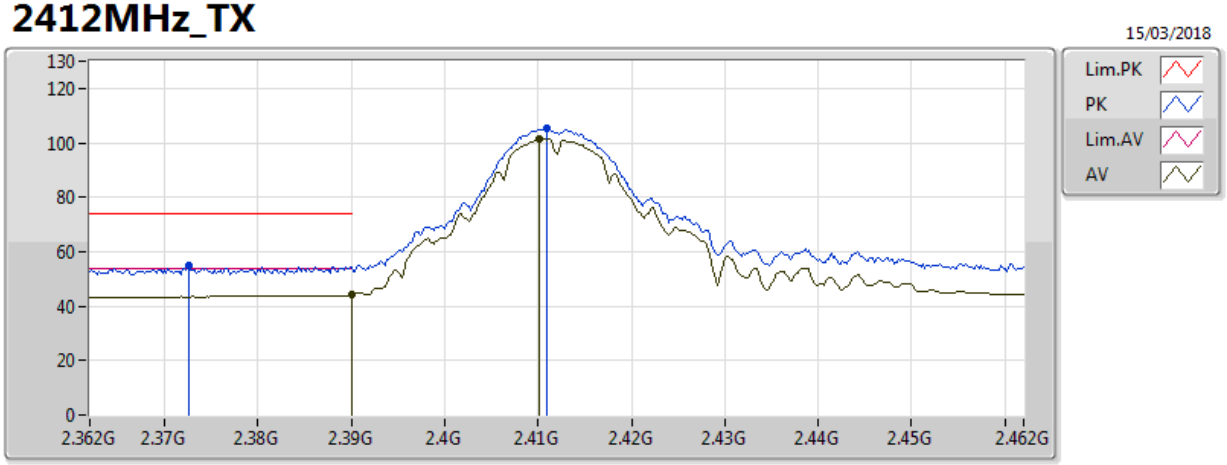

Type	Freq	Level	Limit	Margin	Factor	Dist	Condition	Azimuth	Height	Comments	Raw	AF	CL	PA
	(Hz)	(dBuV/m)	(dBuV/m)	(dB)	(dB)	(m)		(°)	(m)		(dBuV)	(dB)	(dB)	(dB)
AV	2.389998G	44.08	54.00	-9.92	32.45	3	Horizontal	70	1.12	-	11.63	27.31	5.14	-
AV	2.4102G	101.37	Inf	-Inf	32.53	3	Horizontal	70	1.12	-	68.84	27.37	5.16	-
PK	2.3726G	54.93	74.00	-19.07	32.39	3	Horizontal	70	1.12	-	22.54	27.27	5.12	-
PK	2.411G	105.25	Inf	-Inf	32.53	3	Horizontal	70	1.12	-	72.72	27.37	5.16	-

802.11b_Nss1,(1Mbps)_1TX(Port1)

2412MHz_TX

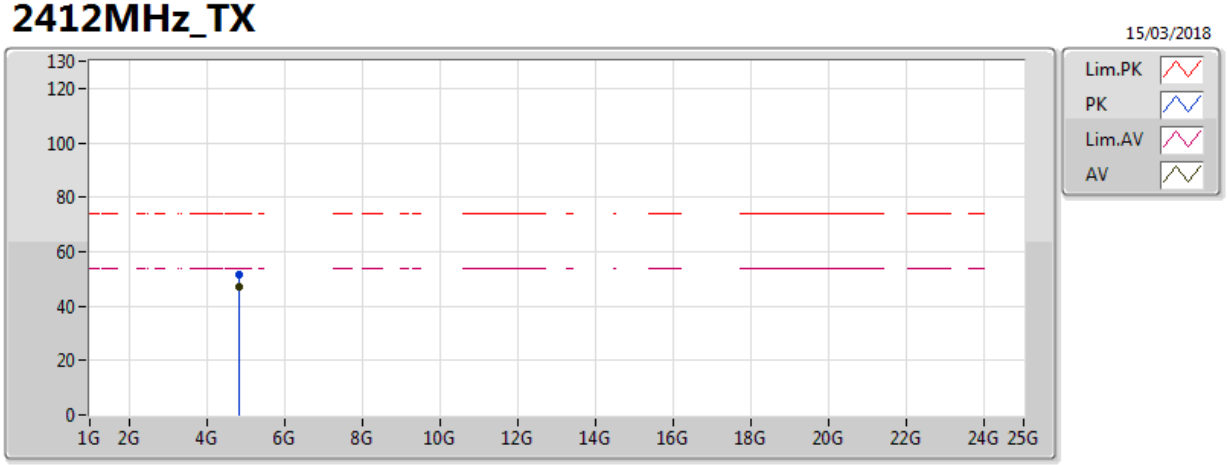

Type	Freq	Level	Limit	Margin	Factor	Dist	Condition	Azimuth	Height	Comments	Raw	AF	CL	PA
	(Hz)	(dBuV/m)	(dBuV/m)	(dB)	(dB)	(m)		(°)	(m)		(dBuV)	(dB)	(dB)	(dB)
AV	4.82394G	47.17	54.00	-6.83	3.13	3	Vertical	196	2.44	-	44.04	31.28	6.43	34.59
PK	4.8239G	51.28	74.00	-22.72	3.13	3	Vertical	196	2.44	-	48.15	31.28	6.43	34.59

802.11b_Nss1,(1Mbps)_1TX(Port1)

2412MHz_TX

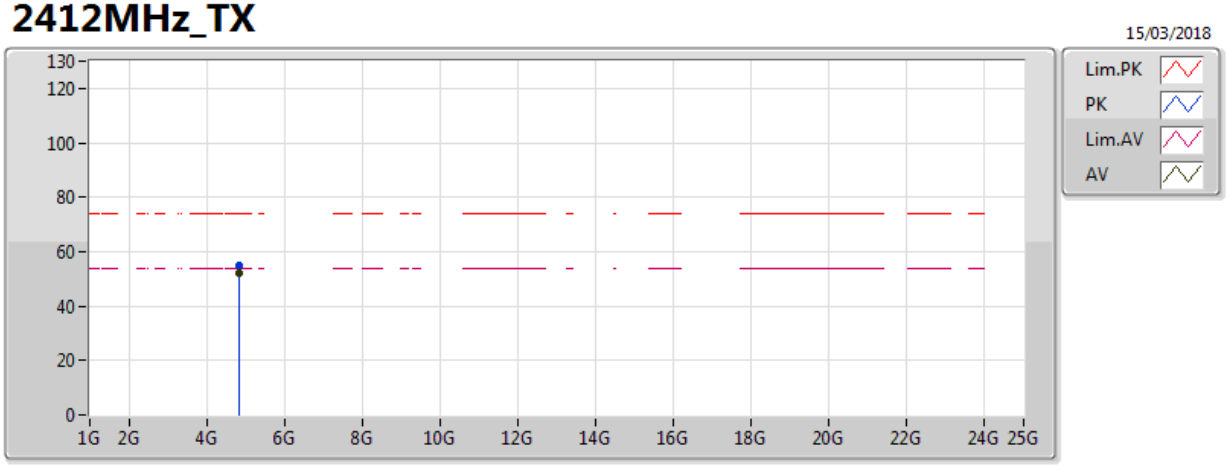

Type	Freq	Level	Limit	Margin	Factor	Dist	Condition	Azimuth	Height	Comments	Raw	AF	CL	PA
	(Hz)	(dBuV/m)	(dBuV/m)	(dB)	(dB)	(m)		(°)	(m)		(dBuV)	(dB)	(dB)	(dB)
AV	4.82392G	52.14	54.00	-1.86	3.13	3	Horizontal	161	2.95	-	49.01	31.28	6.43	34.59
PK	4.82395G	54.72	74.00	-19.28	3.13	3	Horizontal	161	2.95	-	51.59	31.28	6.43	34.59

802.11b_Nss1,(1Mbps)_1TX(Port1)

2437MHz_TX

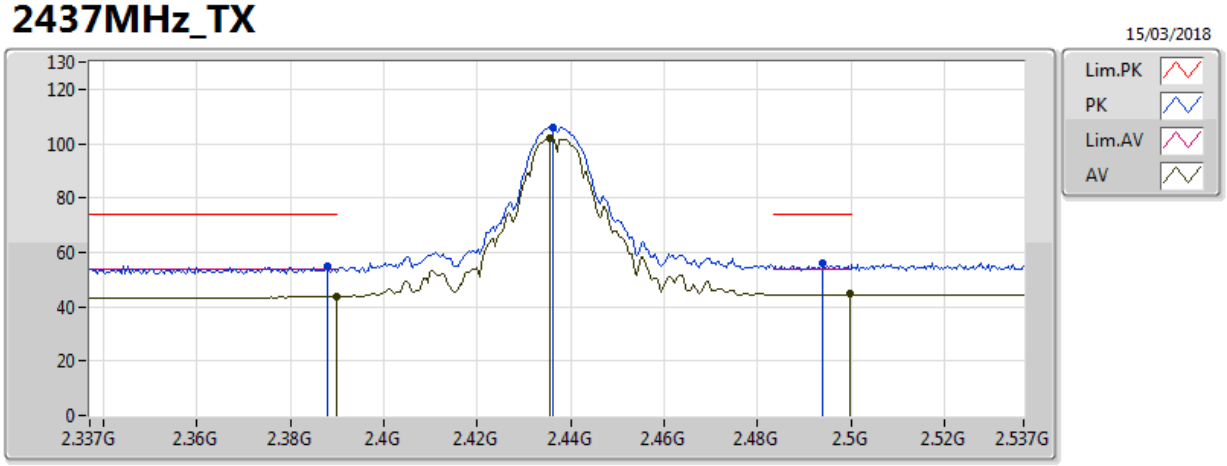

Type	Freq	Level	Limit	Margin	Factor	Dist	Condition	Azimuth	Height	Comments	Raw	AF	CL	PA
	(Hz)	(dBuV/m)	(dBuV/m)	(dB)	(dB)	(m)		(°)	(m)		(dBuV)	(dB)	(dB)	(dB)
AV	2.3898G	43.68	54.00	-10.32	32.45	3	Vertical	232	3.02	-	11.23	27.31	5.14	-
AV	2.4998G	44.63	54.00	-9.37	32.87	3	Vertical	232	3.02	-	11.76	27.60	5.27	-
AV	2.4354G	102.09	Inf	-Inf	32.62	3	Vertical	232	3.02	-	69.47	27.43	5.19	-
PK	2.3878G	55.08	74.00	-18.92	32.45	3	Vertical	232	3.02	-	22.63	27.31	5.14	-
PK	2.4938G	56.27	74.00	-17.73	32.84	3	Vertical	232	3.02	-	23.43	27.58	5.26	-
PK	2.4362G	106.03	Inf	-Inf	32.63	3	Vertical	232	3.02	-	73.40	27.43	5.19	-

802.11b_Nss1,(1Mbps)_1TX(Port1)

2437MHz_TX

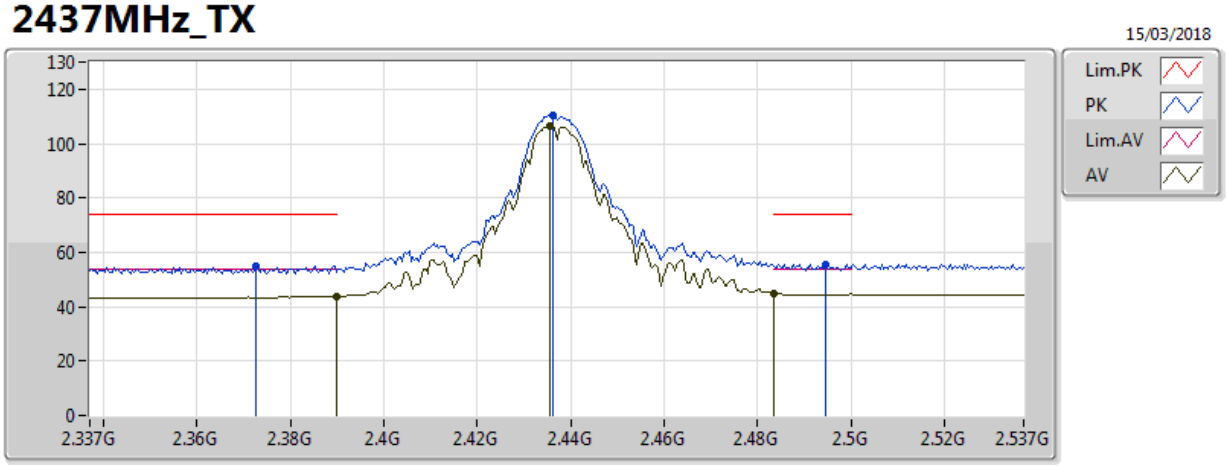

Type	Freq	Level	Limit	Margin	Factor	Dist	Condition	Azimuth	Height	Comments	Raw	AF	CL	PA
	(Hz)	(dBuV/m)	(dBuV/m)	(dB)	(dB)	(m)		(°)	(m)		(dBuV)	(dB)	(dB)	(dB)
AV	2.3898G	43.69	54.00	-10.31	32.45	3	Horizontal	215	3.02	-	11.24	27.31	5.14	-
AV	2.483502G	44.99	54.00	-9.01	32.81	3	Horizontal	215	3.02	-	12.18	27.56	5.25	-
AV	2.4354G	106.68	Inf	-Inf	32.62	3	Horizontal	215	3.02	-	74.06	27.43	5.19	-
PK	2.3726G	54.93	74.00	-19.07	32.39	3	Horizontal	215	3.02	-	22.54	27.27	5.12	-
PK	2.4946G	55.73	74.00	-18.27	32.85	3	Horizontal	215	3.02	-	22.88	27.59	5.26	-
PK	2.4362G	110.48	Inf	-Inf	32.63	3	Horizontal	215	3.02	-	77.85	27.43	5.19	-

802.11b_Nss1,(1Mbps)_1TX(Port1)

2437MHz_TX

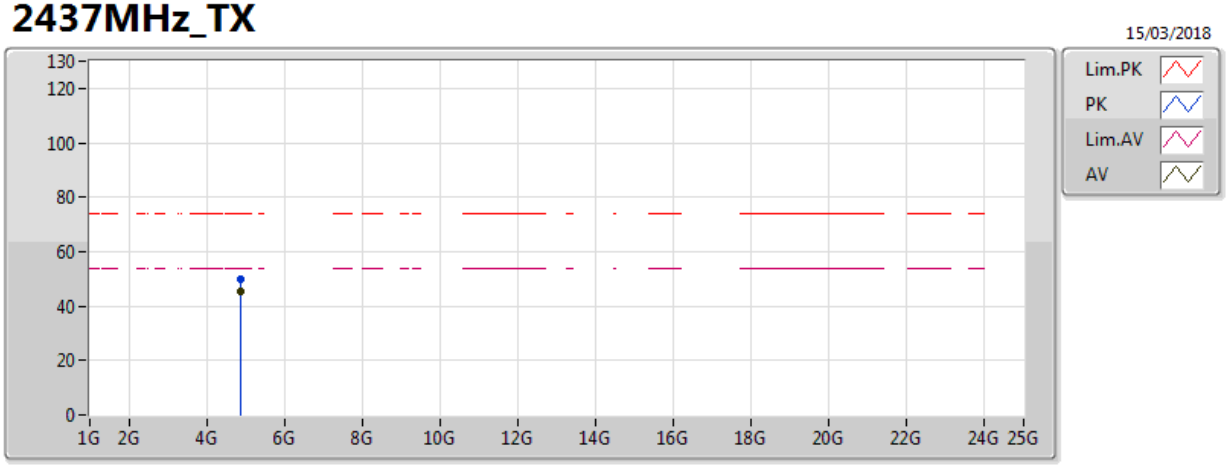

Type	Freq	Level	Limit	Margin	Factor	Dist	Condition	Azimuth	Height	Comments	Raw	AF	CL	PA
	(Hz)	(dBuV/m)	(dBuV/m)	(dB)	(dB)	(m)		(°)	(m)		(dBuV)	(dB)	(dB)	(dB)
AV	4.87396G	45.20	54.00	-8.80	3.24	3	Vertical	232	3.12	-	41.96	31.37	6.44	34.58
PK	4.87394G	49.90	74.00	-24.10	3.24	3	Vertical	232	3.12	-	46.66	31.37	6.44	34.58

802.11b_Nss1,(1Mbps)_1TX(Port1)

2437MHz_TX

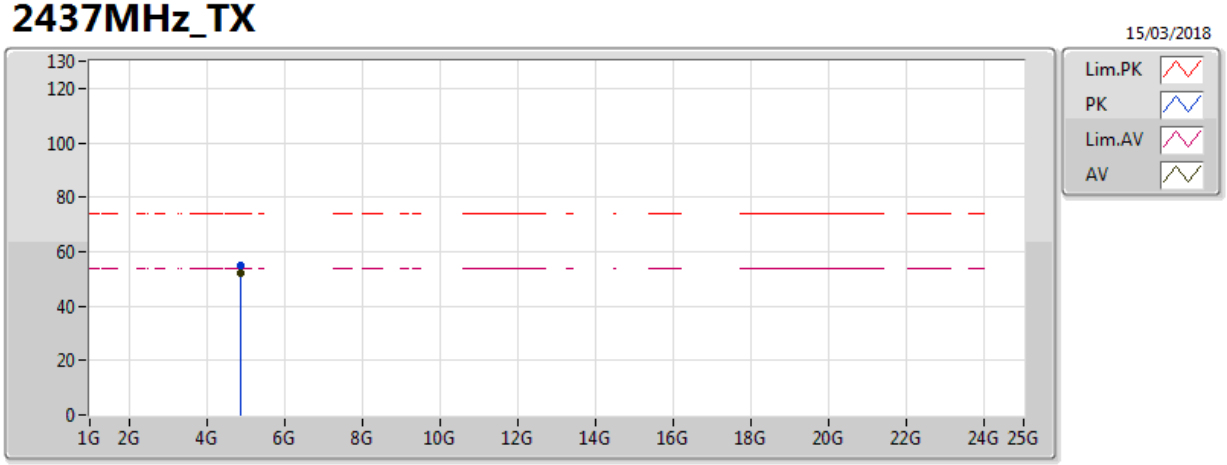

Type	Freq	Level	Limit	Margin	Factor	Dist	Condition	Azimuth	Height	Comments	Raw	AF	CL	PA
	(Hz)	(dBuV/m)	(dBuV/m)	(dB)	(dB)	(m)		(°)	(m)		(dBuV)	(dB)	(dB)	(dB)
AV	4.87394G	52.18	54.00	-1.82	3.24	3	Horizontal	160	2.49	-	48.94	31.37	6.44	34.58
PK	4.87399G	54.72	74.00	-19.28	3.24	3	Horizontal	160	2.49	-	51.48	31.37	6.44	34.58

802.11b_Nss1,(1Mbps)_1TX(Port1)

2457MHz_TX

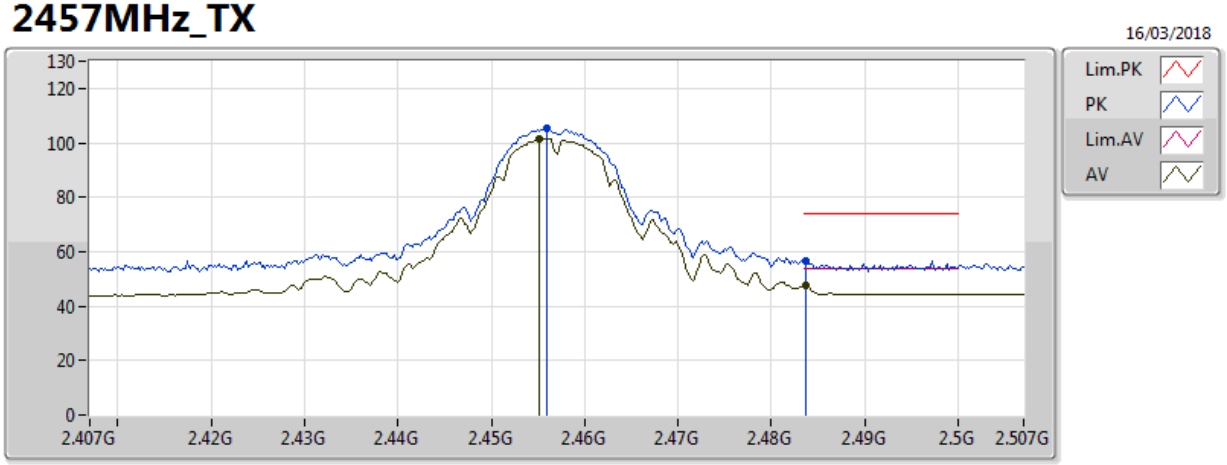

Type	Freq	Level	Limit	Margin	Factor	Dist	Condition	Azimuth	Height	Comments	Raw	AF	CL	PA
	(Hz)	(dBuV/m)	(dBuV/m)	(dB)	(dB)	(m)		(°)	(m)		(dBuV)	(dB)	(dB)	(dB)
AV	2.4836G	47.35	54.00	-6.65	32.81	3	Vertical	262	2.96	-	14.54	27.56	5.25	-
AV	2.4552G	101.27	Inf	-Inf	32.70	3	Vertical	262	2.96	-	68.57	27.48	5.22	-
PK	2.4836G	56.74	74.00	-17.26	32.81	3	Vertical	262	2.96	-	23.93	27.56	5.25	-
PK	2.456G	105.10	Inf	-Inf	32.70	3	Vertical	262	2.96	-	72.40	27.49	5.22	-

802.11b_Nss1,(1Mbps)_1TX(Port1)

2457MHz_TX

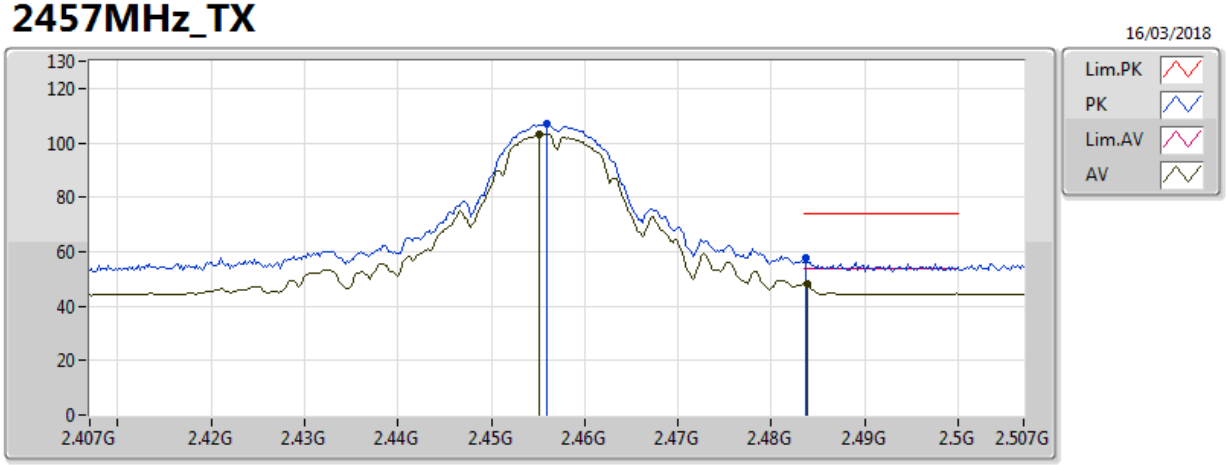

Type	Freq	Level	Limit	Margin	Factor	Dist	Condition	Azimuth	Height	Comments	Raw	AF	CL	PA
	(Hz)	(dBuV/m)	(dBuV/m)	(dB)	(dB)	(m)		(°)	(m)		(dBuV)	(dB)	(dB)	(dB)
AV	2.4838G	48.12	54.00	-5.88	32.81	3	Horizontal	358	2.42	-	15.31	27.56	5.25	-
AV	2.4552G	102.94	Inf	-Inf	32.70	3	Horizontal	358	2.42	-	70.24	27.48	5.22	-
PK	2.4836G	57.44	74.00	-16.56	32.81	3	Horizontal	358	2.42	-	24.63	27.56	5.25	-
PK	2.456G	106.75	Inf	-Inf	32.70	3	Horizontal	358	2.42	-	74.05	27.49	5.22	-

802.11b_Nss1,(1Mbps)_1TX(Port1)

2462MHz_TX

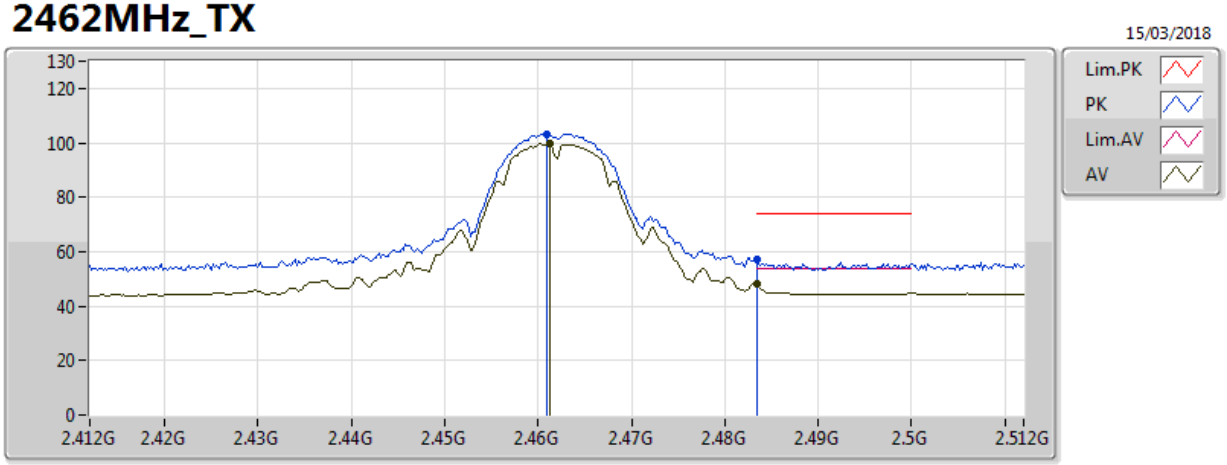

Type	Freq	Level	Limit	Margin	Factor	Dist	Condition	Azimuth	Height	Comments	Raw	AF	CL	PA
	(Hz)	(dBuV/m)	(dBuV/m)	(dB)	(dB)	(m)		(°)	(m)		(dBuV)	(dB)	(dB)	(dB)
AV	2.483502G	48.06	54.00	-5.94	32.81	3	Vertical	262	2.96	-	15.25	27.56	5.25	-
AV	2.4612G	99.52	Inf	-Inf	32.72	3	Vertical	262	2.96	-	66.80	27.50	5.22	-
PK	2.483502G	57.16	74.00	-16.84	32.81	3	Vertical	262	2.96	-	24.35	27.56	5.25	-
PK	2.461G	103.35	Inf	-Inf	32.72	3	Vertical	262	2.96	-	70.63	27.50	5.22	-

802.11b_Nss1,(1Mbps)_1TX(Port1)

2462MHz_TX

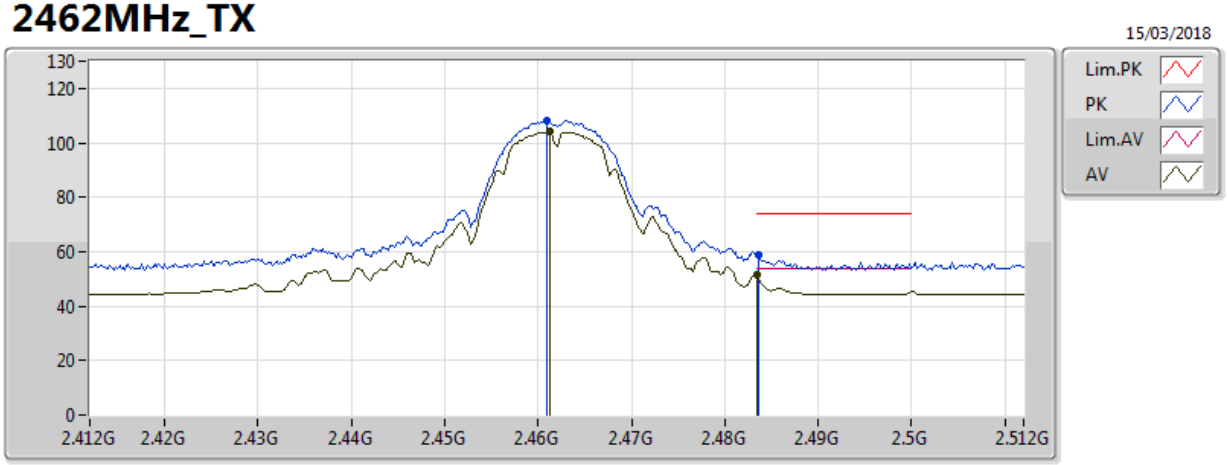

Type	Freq	Level	Limit	Margin	Factor	Dist	Condition	Azimuth	Height	Comments	Raw	AF	CL	PA
	(Hz)	(dBuV/m)	(dBuV/m)	(dB)	(dB)	(m)		(°)	(m)		(dBuV)	(dB)	(dB)	(dB)
AV	2.483502G	51.50	54.00	-2.50	32.81	3	Horizontal	212	2.96	-	18.69	27.56	5.25	-
AV	2.4612G	104.01	Inf	-Inf	32.72	3	Horizontal	212	2.96	-	71.29	27.50	5.22	-
PK	2.4836G	58.61	74.00	-15.39	32.81	3	Horizontal	212	2.96	-	25.80	27.56	5.25	-
PK	2.461G	107.96	Inf	-Inf	32.72	3	Horizontal	212	2.96	-	75.24	27.50	5.22	-

802.11b_Nss1,(1Mbps)_1TX(Port1)

2462MHz_TX

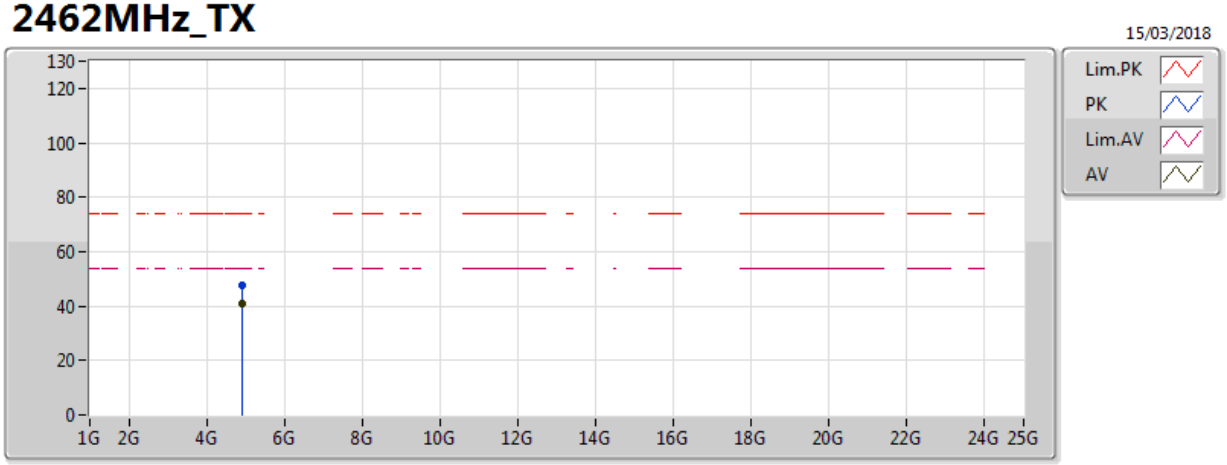

Type	Freq	Level	Limit	Margin	Factor	Dist	Condition	Azimuth	Height	Comments	Raw	AF	CL	PA
	(Hz)	(dBuV/m)	(dBuV/m)	(dB)	(dB)	(m)		(°)	(m)		(dBuV)	(dB)	(dB)	(dB)
AV	4.92394G	40.78	54.00	-13.22	3.35	3	Vertical	202	1.58	-	37.43	31.46	6.45	34.57
PK	4.92384G	47.50	74.00	-26.50	3.35	3	Vertical	202	1.58	-	44.15	31.46	6.45	34.57

802.11b_Nss1,(1Mbps)_1TX(Port1)

2462MHz_TX

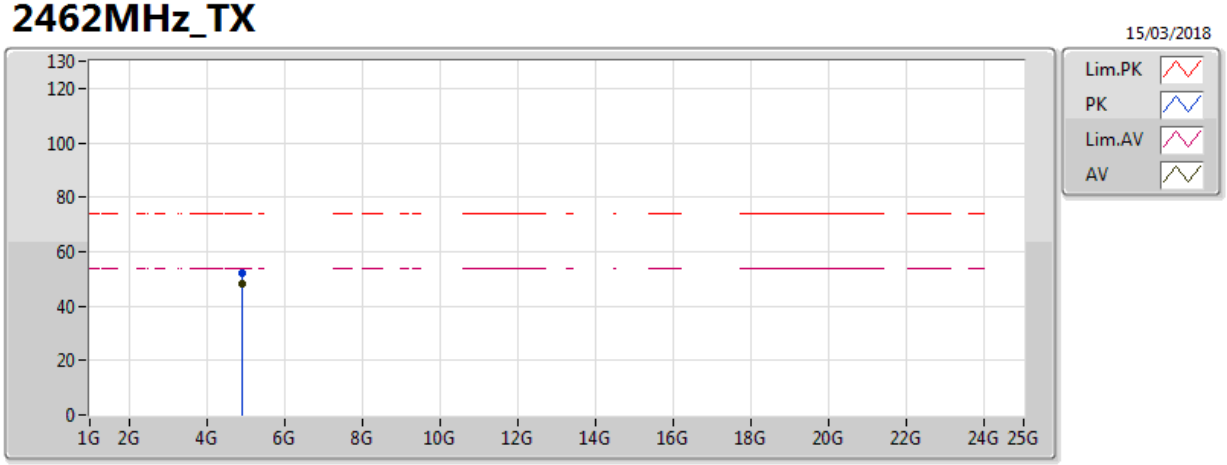

Type	Freq	Level	Limit	Margin	Factor	Dist	Condition	Azimuth	Height	Comments	Raw	AF	CL	PA
	(Hz)	(dBuV/m)	(dBuV/m)	(dB)	(dB)	(m)		(°)	(m)		(dBuV)	(dB)	(dB)	(dB)
AV	4.92394G	48.02	54.00	-5.98	3.35	3	Horizontal	0	1.37	-	44.67	31.46	6.45	34.57
PK	4.92394G	52.28	74.00	-21.72	3.35	3	Horizontal	0	1.37	-	48.93	31.46	6.45	34.57

802.11g_Nss1,(6Mbps)_1TX(Port1)

2412MHz_TX

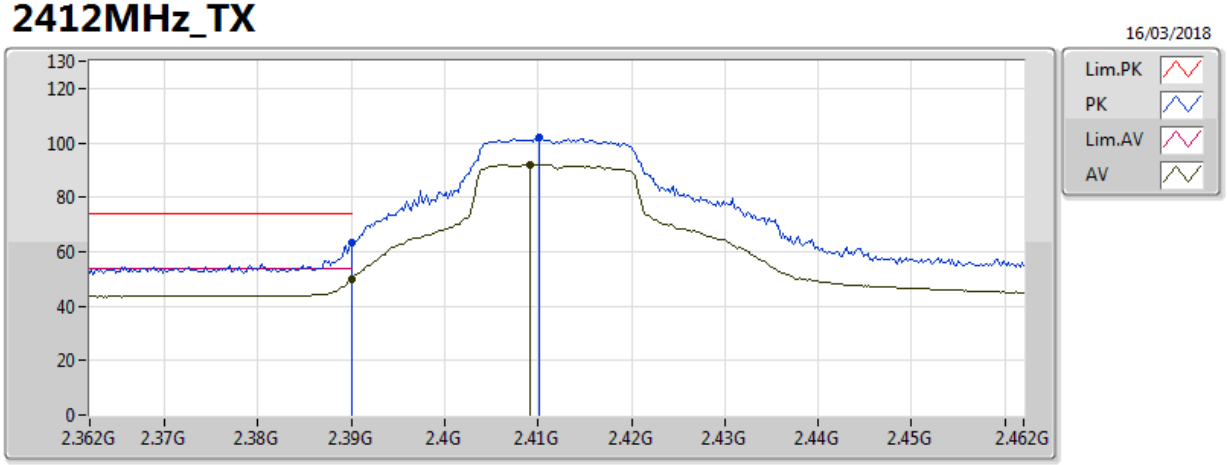

Type	Freq	Level	Limit	Margin	Factor	Dist	Condition	Azimuth	Height	Comments	Raw	AF	CL	PA
	(Hz)	(dBuV/m)	(dBuV/m)	(dB)	(dB)	(m)		(°)	(m)		(dBuV)	(dB)	(dB)	(dB)
AV	2.389998G	49.72	54.00	-4.28	32.45	3	Vertical	316	3.15	-	17.27	27.31	5.14	-
AV	2.4092G	91.94	Inf	-Inf	32.52	3	Vertical	316	3.15	-	59.42	27.36	5.16	-
PK	2.389998G	63.33	74.00	-10.67	32.45	3	Vertical	316	3.15	-	30.88	27.31	5.14	-
PK	2.4102G	101.74	Inf	-Inf	32.53	3	Vertical	316	3.15	-	69.21	27.37	5.16	-

802.11g_Nss1,(6Mbps)_1TX(Port1)

2412MHz_TX

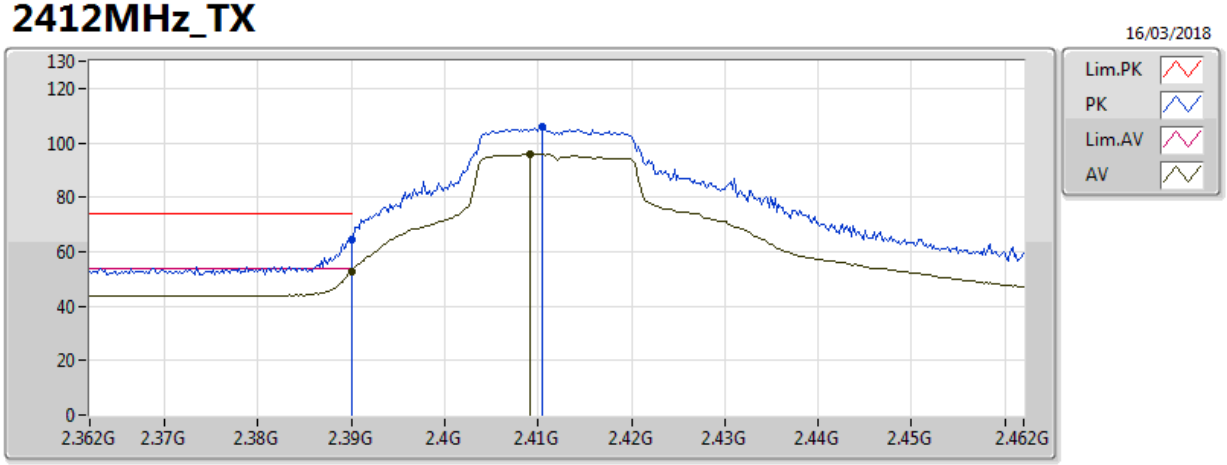

Type	Freq	Level	Limit	Margin	Factor	Dist	Condition	Azimuth	Height	Comments	Raw	AF	CL	PA
	(Hz)	(dBuV/m)	(dBuV/m)	(dB)	(dB)	(m)		(°)	(m)		(dBuV)	(dB)	(dB)	(dB)
AV	2.389998G	52.76	54.00	-1.24	32.45	3	Horizontal	69	1.13	-	20.31	27.31	5.14	-
AV	2.4092G	95.78	Inf	-Inf	32.52	3	Horizontal	69	1.13	-	63.26	27.36	5.16	-
PK	2.389998G	64.21	74.00	-9.79	32.45	3	Horizontal	69	1.13	-	31.76	27.31	5.14	-
PK	2.4104G	105.65	Inf	-Inf	32.53	3	Horizontal	69	1.13	-	73.12	27.37	5.16	-

802.11g_Nss1,(6Mbps)_1TX(Port1)

2412MHz_TX

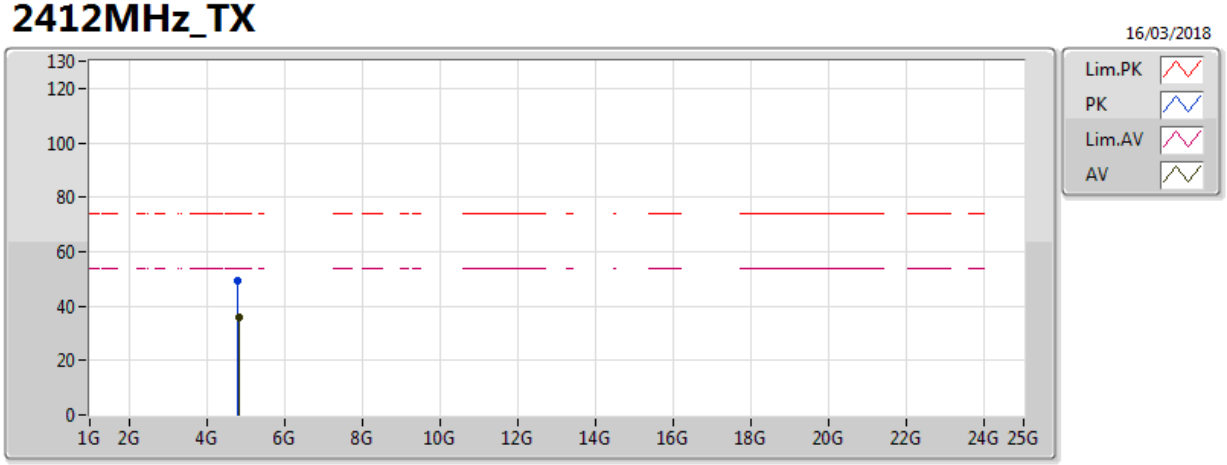

Type	Freq	Level	Limit	Margin	Factor	Dist	Condition	Azimuth	Height	Comments	Raw	AF	CL	PA
	(Hz)	(dBuV/m)	(dBuV/m)	(dB)	(dB)	(m)		(°)	(m)		(dBuV)	(dB)	(dB)	(dB)
AV	4.8183G	36.10	54.00	-17.90	3.12	3	Vertical	191	2.31	-	32.98	31.27	6.43	34.59
PK	4.817G	49.17	74.00	-24.83	3.12	3	Vertical	191	2.31	-	46.05	31.27	6.43	34.59

802.11g_Nss1,(6Mbps)_1TX(Port1)

2412MHz_TX

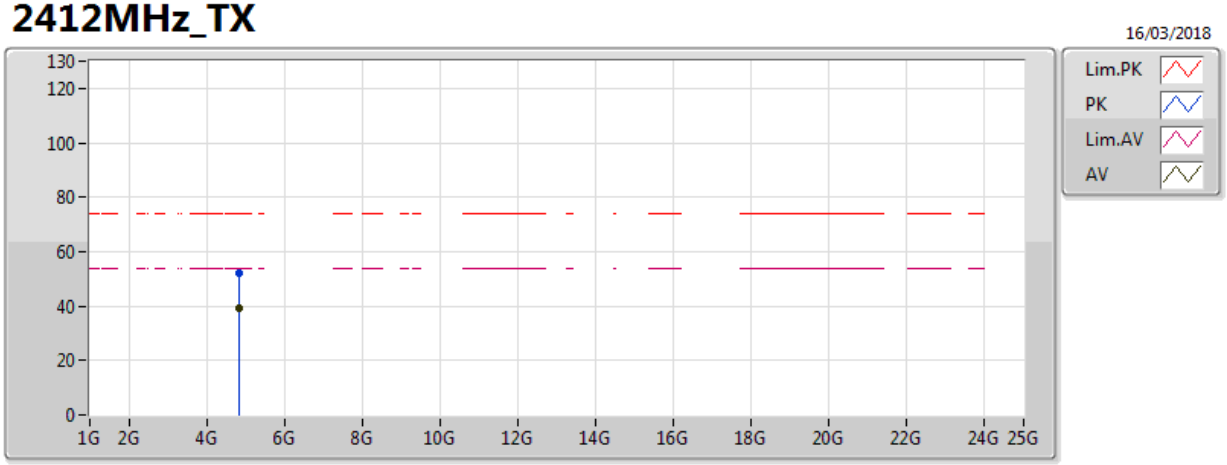

Type	Freq	Level	Limit	Margin	Factor	Dist	Condition	Azimuth	Height	Comments	Raw	AF	CL	PA
	(Hz)	(dBuV/m)	(dBuV/m)	(dB)	(dB)	(m)		(°)	(m)		(dBuV)	(dB)	(dB)	(dB)
AV	4.8199G	39.47	54.00	-14.53	3.12	3	Horizontal	169	2.65	-	36.35	31.28	6.43	34.59
PK	4.8231G	52.36	74.00	-21.64	3.13	3	Horizontal	169	2.65	-	49.23	31.28	6.43	34.59

802.11g_Nss1,(6Mbps)_1TX(Port1)

2417MHz_TX

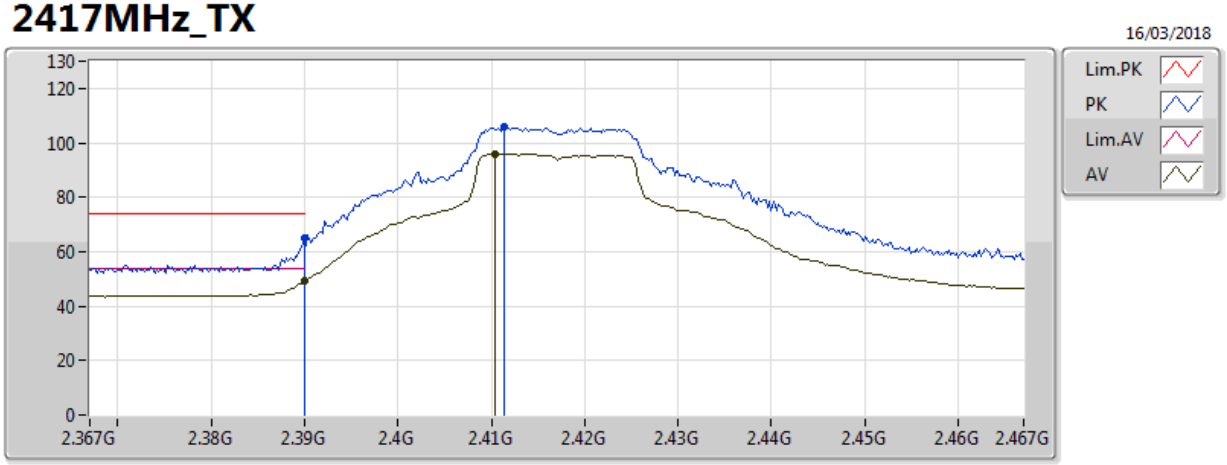

Type	Freq	Level	Limit	Margin	Factor	Dist	Condition	Azimuth	Height	Comments	Raw	AF	CL	PA
	(Hz)	(dBuV/m)	(dBuV/m)	(dB)	(dB)	(m)		(°)	(m)		(dBuV)	(dB)	(dB)	(dB)
AV	2.389998G	49.16	54.00	-4.84	32.45	3	Vertical	263	3.10	-	16.71	27.31	5.14	-
AV	2.4104G	96.02	Inf	-Inf	32.53	3	Vertical	263	3.10	-	63.49	27.37	5.16	-
PK	2.389998G	64.93	74.00	-9.07	32.45	3	Vertical	263	3.10	-	32.48	27.31	5.14	-
PK	2.4114G	105.65	Inf	-Inf	32.53	3	Vertical	263	3.10	-	73.12	27.37	5.16	-

802.11g_Nss1,(6Mbps)_1TX(Port1)

2417MHz_TX

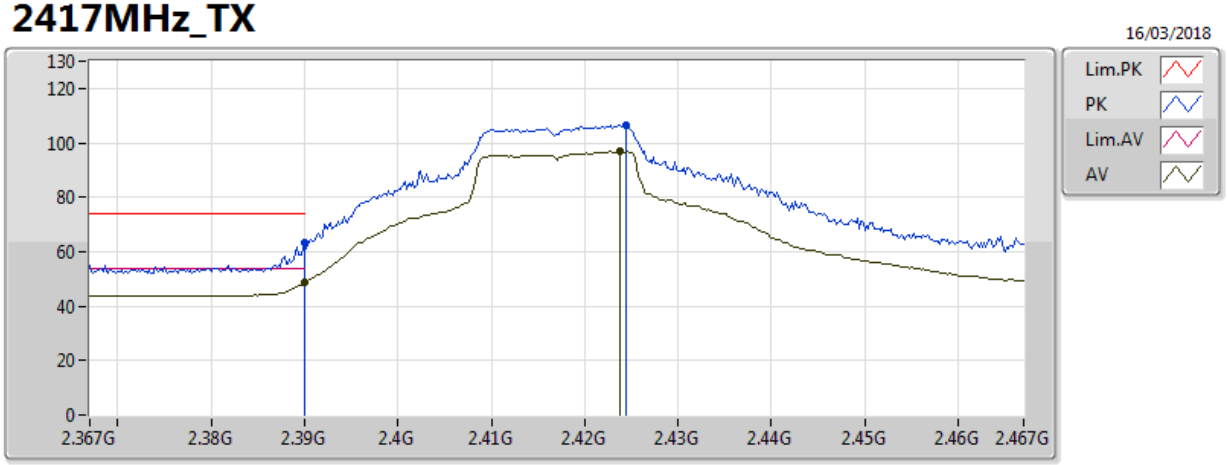

Type	Freq	Level	Limit	Margin	Factor	Dist	Condition	Azimuth	Height	Comments	Raw	AF	CL	PA
	(Hz)	(dBuV/m)	(dBuV/m)	(dB)	(dB)	(m)		(°)	(m)		(dBuV)	(dB)	(dB)	(dB)
AV	2.389998G	48.77	54.00	-5.23	32.45	3	Horizontal	37	1.49	-	16.32	27.31	5.14	-
AV	2.4238G	96.82	Inf	-Inf	32.58	3	Horizontal	37	1.49	-	64.24	27.40	5.18	-
PK	2.389998G	63.42	74.00	-10.58	32.45	3	Horizontal	37	1.49	-	30.97	27.31	5.14	-
PK	2.4244G	106.69	Inf	-Inf	32.58	3	Horizontal	37	1.49	-	74.11	27.40	5.18	-

802.11g_Nss1,(6Mbps)_1TX(Port1)

2437MHz_TX

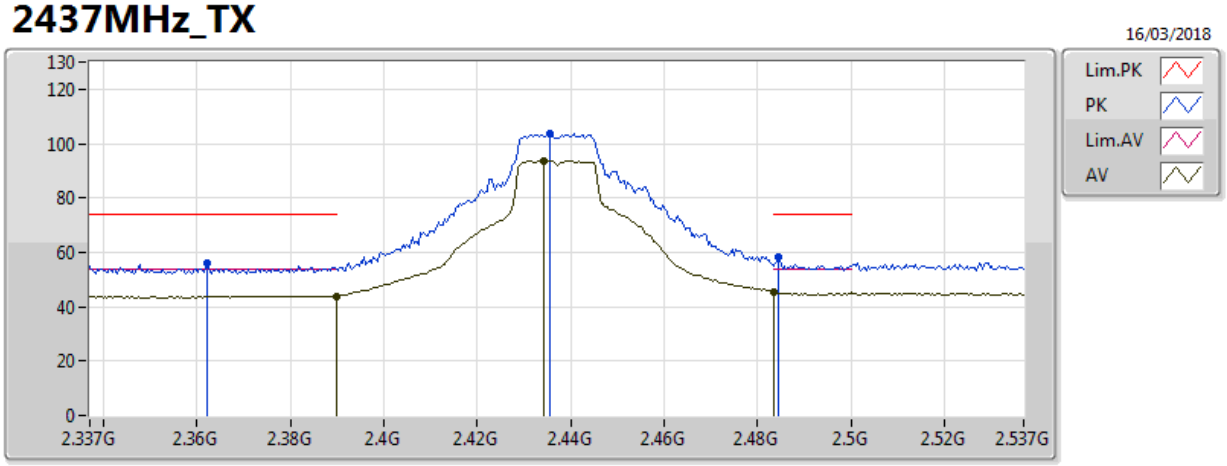

Type	Freq	Level	Limit	Margin	Factor	Dist	Condition	Azimuth	Height	Comments	Raw	AF	CL	PA
	(Hz)	(dBuV/m)	(dBuV/m)	(dB)	(dB)	(m)		(°)	(m)		(dBuV)	(dB)	(dB)	(dB)
AV	2.3898G	43.93	54.00	-10.07	32.45	3	Vertical	186	2.44	-	11.48	27.31	5.14	-
AV	2.483502G	45.50	54.00	-8.50	32.81	3	Vertical	186	2.44	-	12.69	27.56	5.25	-
AV	2.4342G	93.80	Inf	-Inf	32.62	3	Vertical	186	2.44	-	61.18	27.43	5.19	-
PK	2.3622G	55.88	74.00	-18.12	32.34	3	Vertical	186	2.44	-	23.54	27.24	5.10	-
PK	2.4846G	58.18	74.00	-15.82	32.81	3	Vertical	186	2.44	-	25.37	27.56	5.25	-
PK	2.4354G	103.54	Inf	-Inf	32.62	3	Vertical	186	2.44	-	70.92	27.43	5.19	-

802.11g_Nss1,(6Mbps)_1TX(Port1)

2437MHz_TX

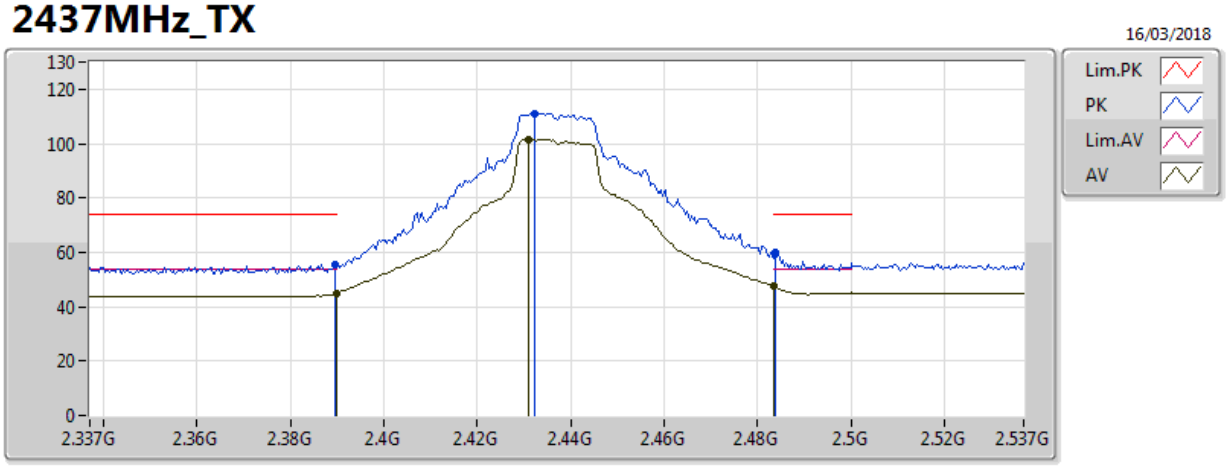

Type	Freq	Level	Limit	Margin	Factor	Dist	Condition	Azimuth	Height	Comments	Raw	AF	CL	PA
	(Hz)	(dBuV/m)	(dBuV/m)	(dB)	(dB)	(m)		(°)	(m)		(dBuV)	(dB)	(dB)	(dB)
AV	2.3898G	44.73	54.00	-9.27	32.45	3	Horizontal	217	2.73	-	12.28	27.31	5.14	-
AV	2.483502G	47.43	54.00	-6.57	32.81	3	Horizontal	217	2.73	-	14.62	27.56	5.25	-
AV	2.431G	101.57	Inf	-Inf	32.61	3	Horizontal	217	2.73	-	68.96	27.42	5.19	-
PK	2.3894G	55.50	74.00	-18.50	32.45	3	Horizontal	217	2.73	-	23.05	27.31	5.14	-
PK	2.4838G	59.92	74.00	-14.08	32.81	3	Horizontal	217	2.73	-	27.11	27.56	5.25	-
PK	2.4322G	111.21	Inf	-Inf	32.61	3	Horizontal	217	2.73	-	78.60	27.42	5.19	-

802.11g_Nss1,(6Mbps)_1TX(Port1)

2437MHz_TX

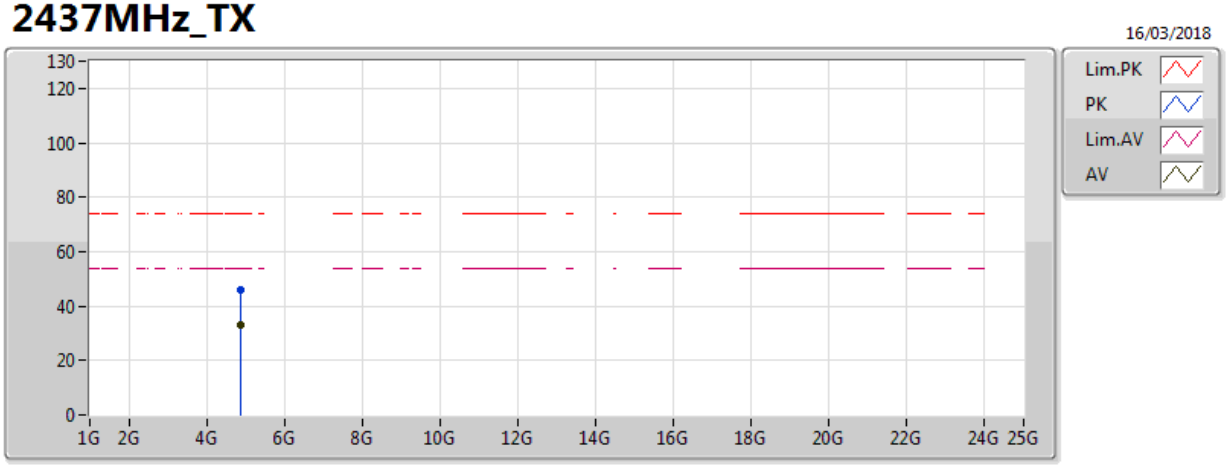

Type	Freq	Level	Limit	Margin	Factor	Dist	Condition	Azimuth	Height	Comments	Raw	AF	CL	PA
	(Hz)	(dBuV/m)	(dBuV/m)	(dB)	(dB)	(m)		(°)	(m)		(dBuV)	(dB)	(dB)	(dB)
AV	4.8736G	33.15	54.00	-20.85	3.24	3	Vertical	230	3.11	-	29.91	31.37	6.44	34.58
PK	4.8733G	46.14	74.00	-27.86	3.24	3	Vertical	230	3.11	-	42.90	31.37	6.44	34.58

802.11g_Nss1,(6Mbps)_1TX(Port1)

2437MHz_TX

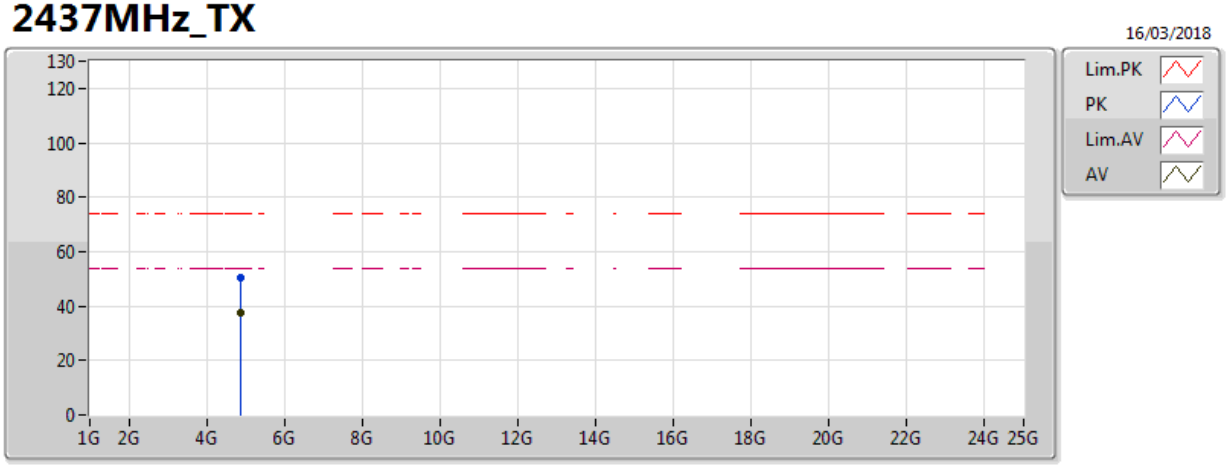

Type	Freq	Level	Limit	Margin	Factor	Dist	Condition	Azimuth	Height	Comments	Raw	AF	CL	PA
	(Hz)	(dBuV/m)	(dBuV/m)	(dB)	(dB)	(m)		(°)	(m)		(dBuV)	(dB)	(dB)	(dB)
AV	4.8729G	37.59	54.00	-16.41	3.24	3	Horizontal	0	3.68	-	34.35	31.37	6.44	34.58
PK	4.8747G	50.62	74.00	-23.38	3.24	3	Horizontal	0	3.68	-	47.38	31.37	6.44	34.58

802.11g_Nss1,(6Mbps)_1TX(Port1)

2452MHz_TX

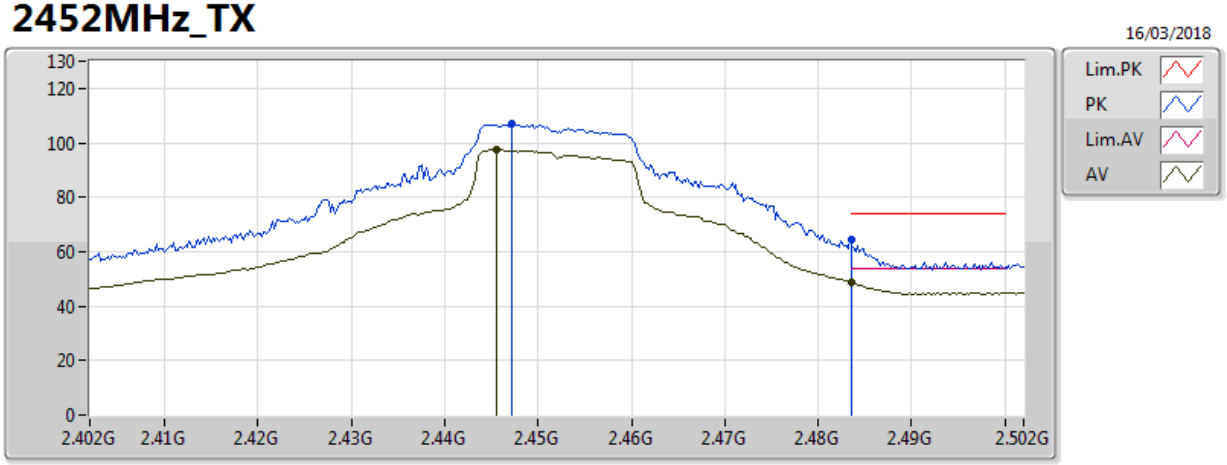

Type	Freq	Level	Limit	Margin	Factor	Dist	Condition	Azimuth	Height	Comments	Raw	AF	CL	PA
	(Hz)	(dBuV/m)	(dBuV/m)	(dB)	(dB)	(m)		(°)	(m)		(dBuV)	(dB)	(dB)	(dB)
AV	2.483502G	48.62	54.00	-5.38	32.81	3	Vertical	262	3.04	-	15.81	27.56	5.25	-
AV	2.4456G	97.46	Inf	-Inf	32.66	3	Vertical	262	3.04	-	64.80	27.46	5.20	-
PK	2.483502G	64.48	74.00	-9.52	32.81	3	Vertical	262	3.04	-	31.67	27.56	5.25	-
PK	2.4472G	106.81	Inf	-Inf	32.67	3	Vertical	262	3.04	-	74.14	27.46	5.21	-

802.11g_Nss1,(6Mbps)_1TX(Port1)

2452MHz_TX

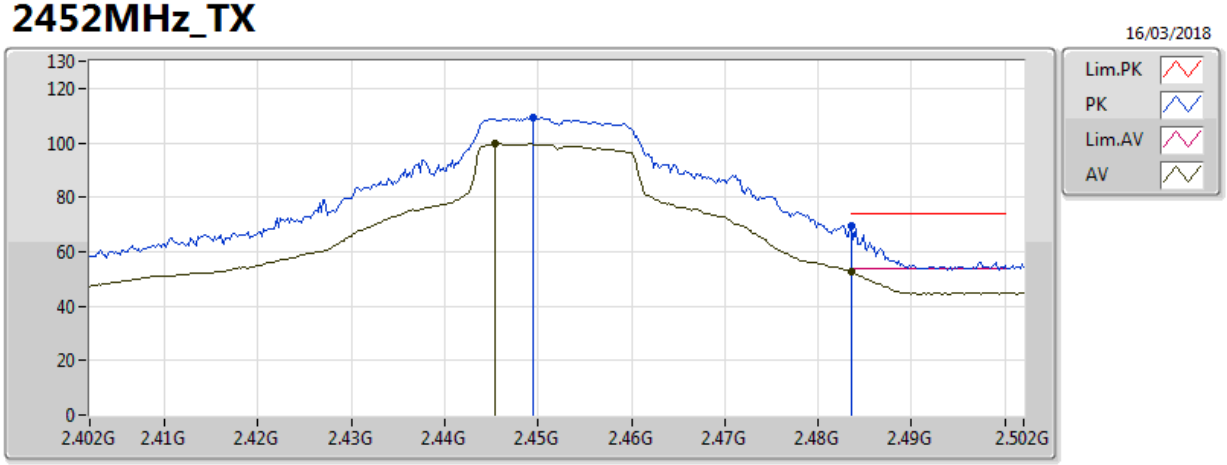

Type	Freq	Level	Limit	Margin	Factor	Dist	Condition	Azimuth	Height	Comments	Raw	AF	CL	PA
	(Hz)	(dBuV/m)	(dBuV/m)	(dB)	(dB)	(m)		(°)	(m)		(dBuV)	(dB)	(dB)	(dB)
AV	2.483502G	52.40	54.00	-1.60	32.81	3	Horizontal	36	1.07	-	19.59	27.56	5.25	-
AV	2.4454G	99.59	Inf	-Inf	32.66	3	Horizontal	36	1.07	-	66.93	27.46	5.20	-
PK	2.4836G	69.43	74.00	-4.57	32.81	3	Horizontal	36	1.07	-	36.62	27.56	5.25	-
PK	2.4494G	109.43	Inf	-Inf	32.68	3	Horizontal	36	1.07	-	76.75	27.47	5.21	-

802.11g_Nss1,(6Mbps)_1TX(Port1)

2457MHz_TX

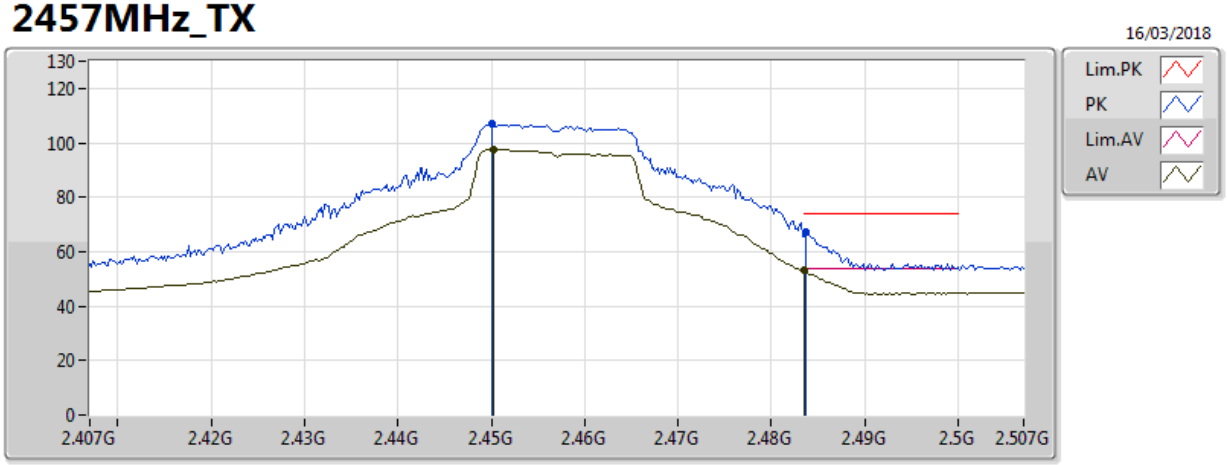

Type	Freq	Level	Limit	Margin	Factor	Dist	Condition	Azimuth	Height	Comments	Raw	AF	CL	PA
	(Hz)	(dBuV/m)	(dBuV/m)	(dB)	(dB)	(m)		(°)	(m)		(dBuV)	(dB)	(dB)	(dB)
AV	2.483502G	53.03	54.00	-0.97	32.81	3	Vertical	261	2.96	-	20.22	27.56	5.25	-
AV	2.4502G	97.62	Inf	-Inf	32.68	3	Vertical	261	2.96	-	64.94	27.47	5.21	-
PK	2.4836G	67.49	74.00	-6.51	32.81	3	Vertical	261	2.96	-	34.68	27.56	5.25	-
PK	2.45G	107.16	Inf	-Inf	32.68	3	Vertical	261	2.96	-	74.48	27.47	5.21	-

802.11g_Nss1,(6Mbps)_1TX(Port1)

2457MHz_TX

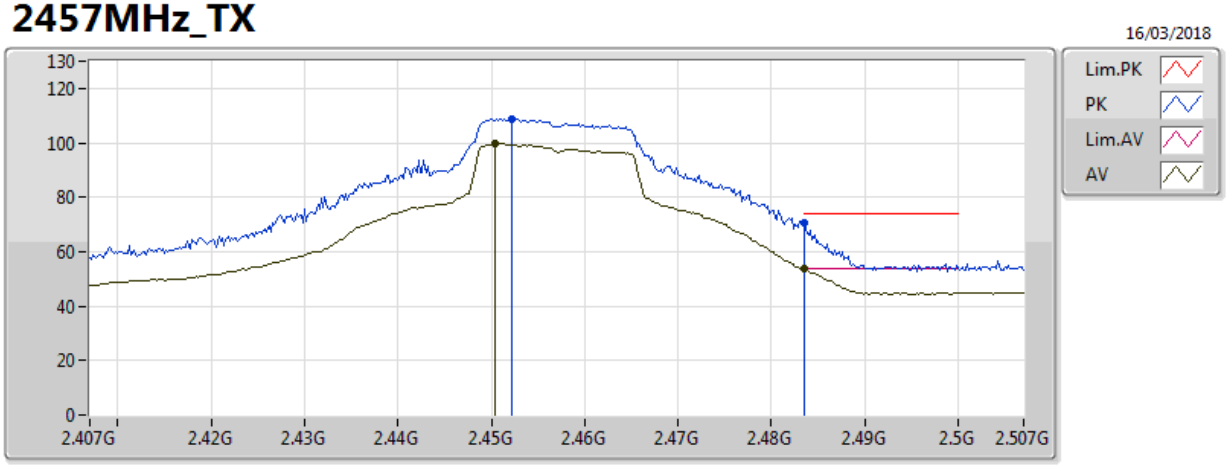

Type	Freq	Level	Limit	Margin	Factor	Dist	Condition	Azimuth	Height	Comments	Raw	AF	CL	PA
	(Hz)	(dBuV/m)	(dBuV/m)	(dB)	(dB)	(m)		(°)	(m)		(dBuV)	(dB)	(dB)	(dB)
AV	2.483502G	53.82	54.00	-0.18	32.81	3	Horizontal	358	2.43	-	21.01	27.56	5.25	-
AV	2.4504G	99.64	Inf	-Inf	32.68	3	Horizontal	358	2.43	-	66.96	27.47	5.21	-
PK	2.483502G	70.47	74.00	-3.53	32.81	3	Horizontal	358	2.43	-	37.66	27.56	5.25	-
PK	2.4522G	108.86	Inf	-Inf	32.69	3	Horizontal	358	2.43	-	76.17	27.48	5.21	-

802.11g_Nss1,(6Mbps)_1TX(Port1)

2462MHz_TX

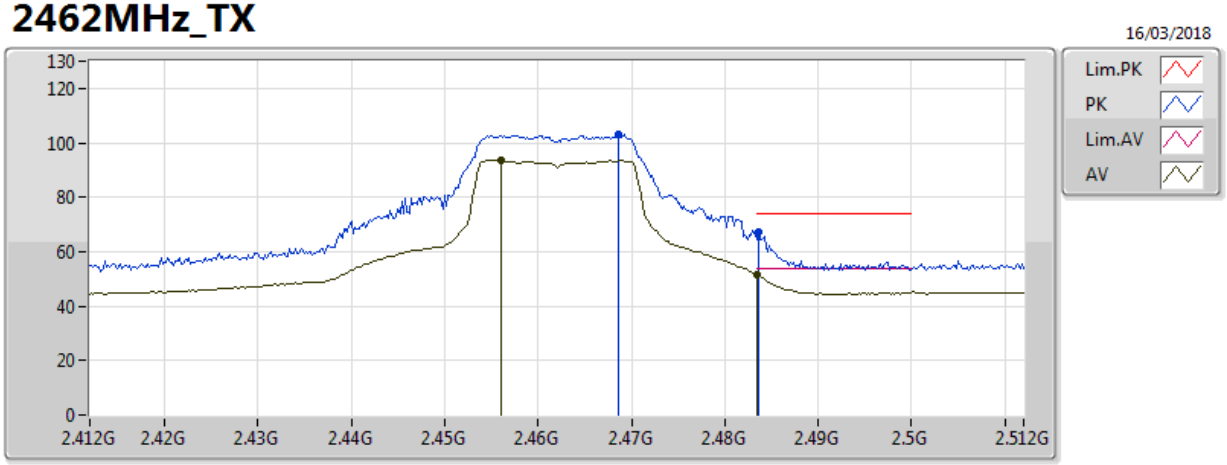

Type	Freq	Level	Limit	Margin	Factor	Dist	Condition	Azimuth	Height	Comments	Raw	AF	CL	PA
	(Hz)	(dBuV/m)	(dBuV/m)	(dB)	(dB)	(m)		(°)	(m)		(dBuV)	(dB)	(dB)	(dB)
AV	2.483502G	51.60	54.00	-2.40	32.81	3	Vertical	262	2.98	-	18.79	27.56	5.25	-
AV	2.456G	93.51	Inf	-Inf	32.70	3	Vertical	262	2.98	-	60.81	27.49	5.22	-
PK	2.4836G	67.16	74.00	-6.84	32.81	3	Vertical	262	2.98	-	34.35	27.56	5.25	-
PK	2.4686G	103.10	Inf	-Inf	32.75	3	Vertical	262	2.98	-	70.35	27.52	5.23	-

802.11g_Nss1,(6Mbps)_1TX(Port1)

2462MHz_TX

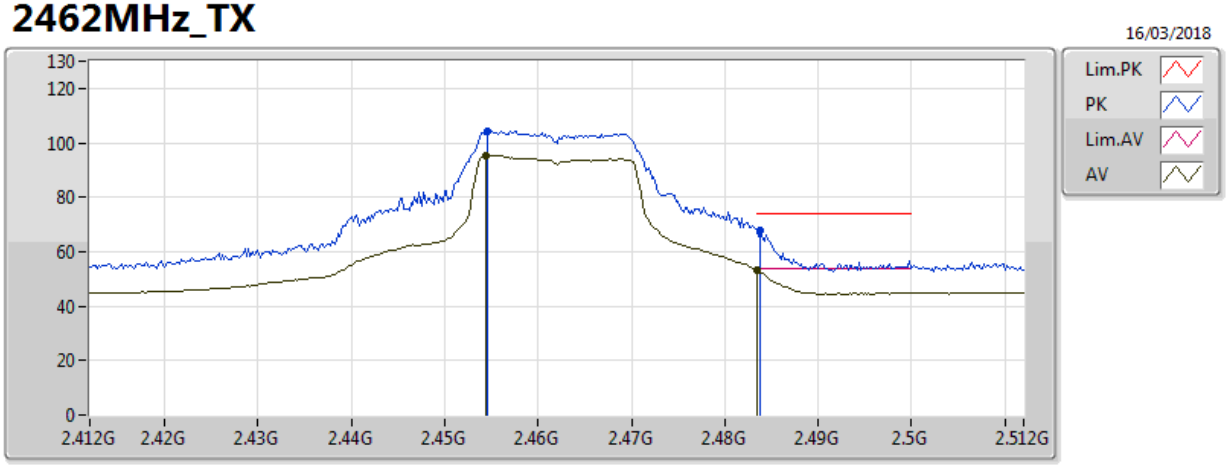

Type	Freq	Level	Limit	Margin	Factor	Dist	Condition	Azimuth	Height	Comments	Raw	AF	CL	PA
	(Hz)	(dBuV/m)	(dBuV/m)	(dB)	(dB)	(m)		(°)	(m)		(dBuV)	(dB)	(dB)	(dB)
AV	2.483502G	53.11	54.00	-0.89	32.81	3	Horizontal	359	2.41	-	20.30	27.56	5.25	-
AV	2.4544G	95.27	Inf	-Inf	32.70	3	Horizontal	359	2.41	-	62.57	27.48	5.22	-
PK	2.4838G	67.64	74.00	-6.36	32.81	3	Horizontal	359	2.41	-	34.83	27.56	5.25	-
PK	2.4546G	104.32	Inf	-Inf	32.70	3	Horizontal	359	2.41	-	71.62	27.48	5.22	-

802.11g_Nss1,(6Mbps)_1TX(Port1)

2462MHz_TX

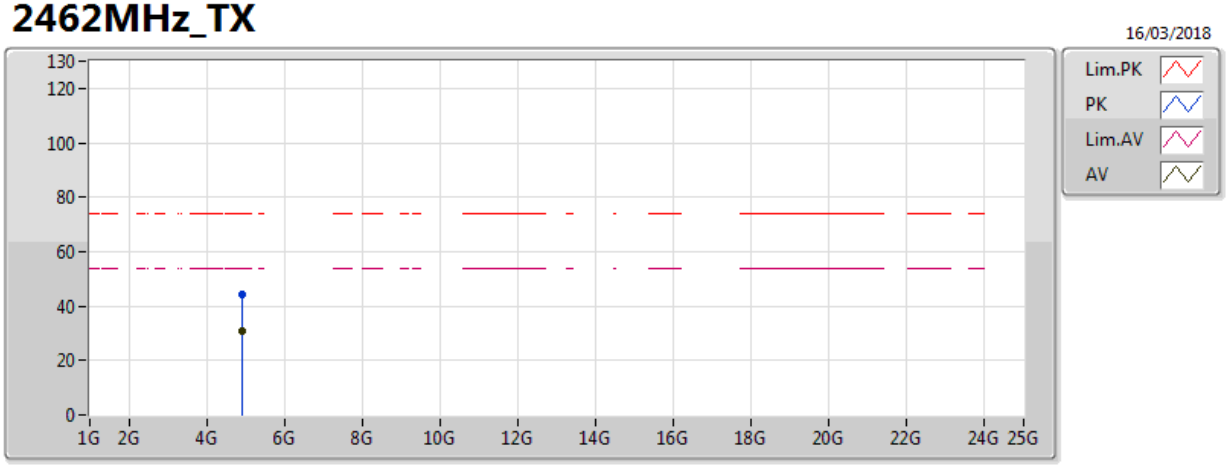

Type	Freq	Level	Limit	Margin	Factor	Dist	Condition	Azimuth	Height	Comments	Raw	AF	CL	PA
	(Hz)	(dBuV/m)	(dBuV/m)	(dB)	(dB)	(m)		(°)	(m)		(dBuV)	(dB)	(dB)	(dB)
AV	4.9011G	30.84	54.00	-23.16	3.30	3	Vertical	219	1.50	-	27.54	31.42	6.45	34.57
PK	4.9033G	44.14	74.00	-29.86	3.31	3	Vertical	219	1.50	-	40.83	31.43	6.45	34.57

802.11g_Nss1,(6Mbps)_1TX(Port1)

2462MHz_TX

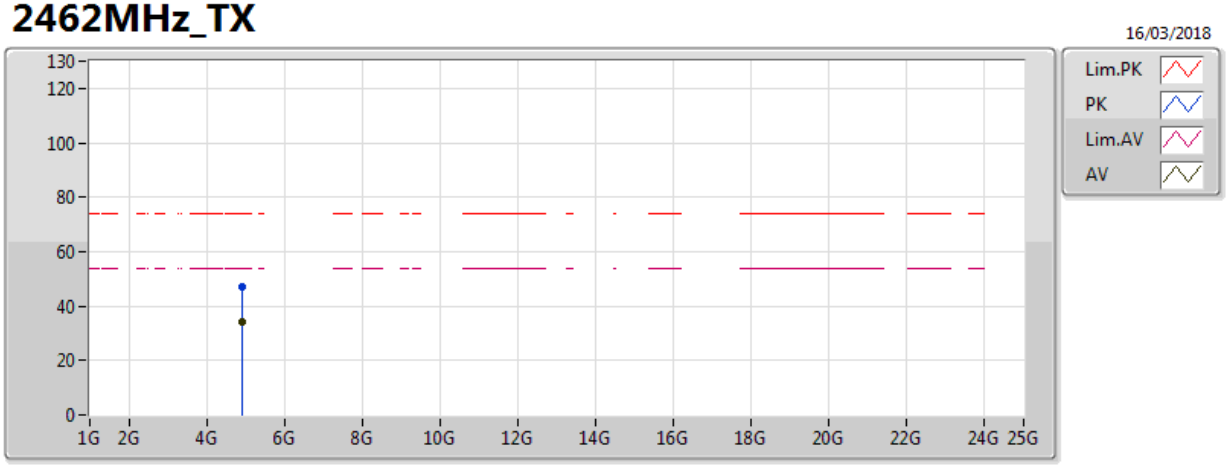

Type	Freq	Level	Limit	Margin	Factor	Dist	Condition	Azimuth	Height	Comments	Raw	AF	CL	PA
	(Hz)	(dBuV/m)	(dBuV/m)	(dB)	(dB)	(m)		(°)	(m)		(dBuV)	(dB)	(dB)	(dB)
AV	4.9239G	34.13	54.00	-19.87	3.35	3	Horizontal	360	1.17	-	30.78	31.46	6.45	34.57
PK	4.9225G	46.88	74.00	-27.12	3.35	3	Horizontal	360	1.17	-	43.53	31.46	6.45	34.57

802.11n HT20_Nss1,(MCS0)_2TX

2412MHz_TX

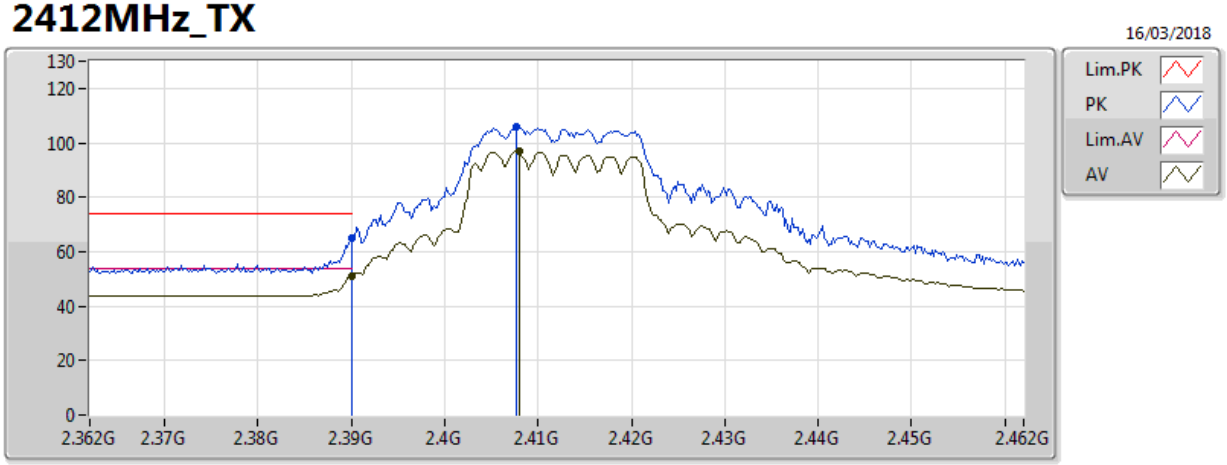

Type	Freq	Level	Limit	Margin	Factor	Dist	Condition	Azimuth	Height	Comments	Raw	AF	CL	PA
	(Hz)	(dBuV/m)	(dBuV/m)	(dB)	(dB)	(m)		(°)	(m)		(dBuV)	(dB)	(dB)	(dB)
AV	2.389998G	51.13	54.00	-2.87	32.45	3	Vertical	171	2.48	-	18.68	27.31	5.14	-
AV	2.408G	96.91	Inf	-Inf	32.52	3	Vertical	171	2.48	-	64.39	27.36	5.16	-
PK	2.389998G	64.99	74.00	-9.01	32.45	3	Vertical	171	2.48	-	32.54	27.31	5.14	-
PK	2.4076G	106.15	Inf	-Inf	32.52	3	Vertical	171	2.48	-	73.63	27.36	5.16	-

802.11n HT20_Nss1,(MCS0)_2TX

2412MHz_TX

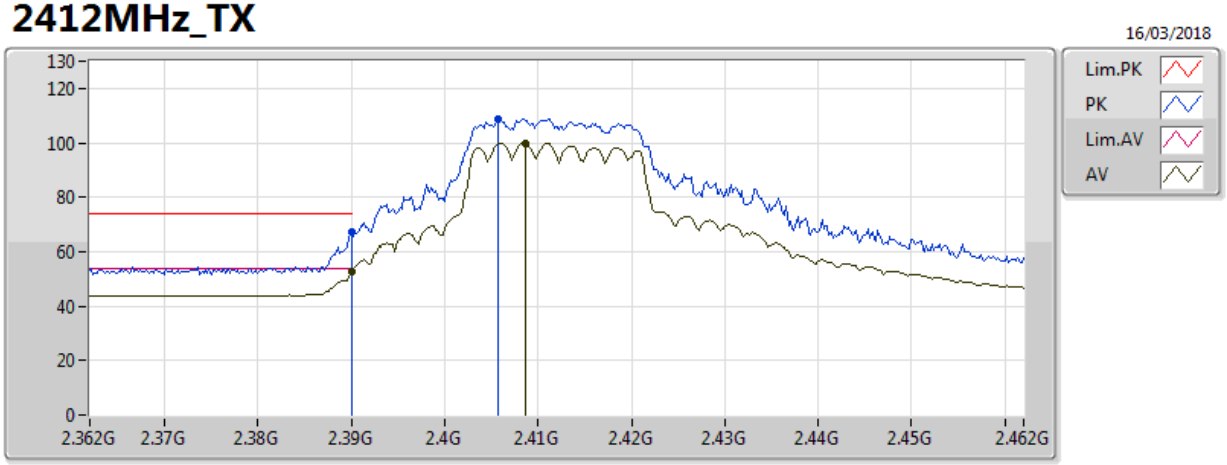

Type	Freq	Level	Limit	Margin	Factor	Dist	Condition	Azimuth	Height	Comments	Raw	AF	CL	PA
	(Hz)	(dBuV/m)	(dBuV/m)	(dB)	(dB)	(m)		(°)	(m)		(dBuV)	(dB)	(dB)	(dB)
AV	2.389998G	52.61	54.00	-1.39	32.45	3	Horizontal	216	2.76	-	20.16	27.31	5.14	-
AV	2.4086G	99.94	Inf	-Inf	32.52	3	Horizontal	216	2.76	-	67.42	27.36	5.16	-
PK	2.389998G	66.98	74.00	-7.02	32.45	3	Horizontal	216	2.76	-	34.53	27.31	5.14	-
PK	2.4058G	108.92	Inf	-Inf	32.51	3	Horizontal	216	2.76	-	76.41	27.36	5.16	-

802.11n HT20_Nss1,(MCS0)_2TX

2412MHz_TX

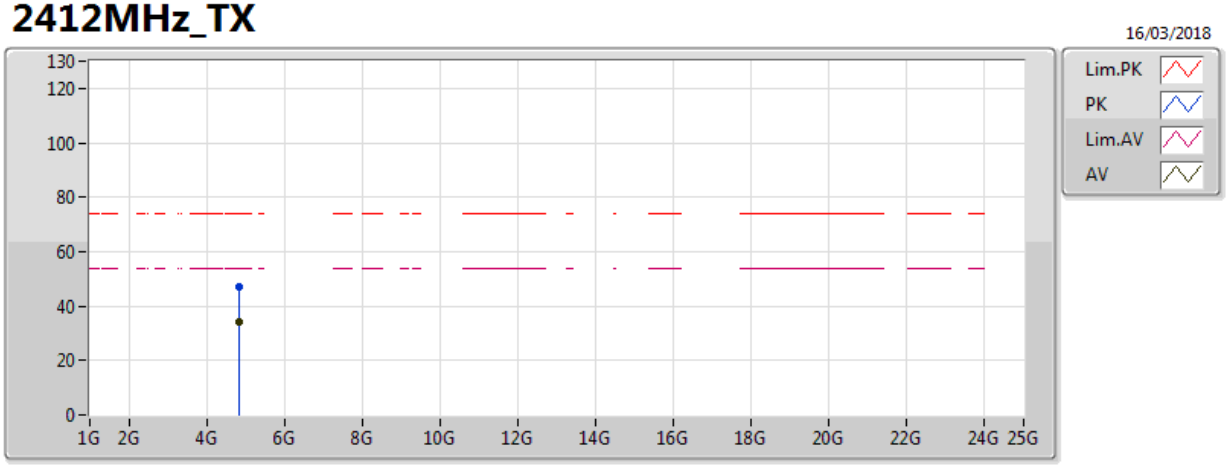

Type	Freq	Level	Limit	Margin	Factor	Dist	Condition	Azimuth	Height	Comments	Raw	AF	CL	PA
	(Hz)	(dBuV/m)	(dBuV/m)	(dB)	(dB)	(m)		(°)	(m)		(dBuV)	(dB)	(dB)	(dB)
AV	4.8216G	34.28	54.00	-19.72	3.13	3	Vertical	187	2.31	-	31.15	31.28	6.43	34.59
PK	4.8241G	47.23	74.00	-26.77	3.13	3	Vertical	187	2.31	-	44.10	31.28	6.43	34.59

802.11n HT20_Nss1,(MCS0)_2TX

2412MHz_TX

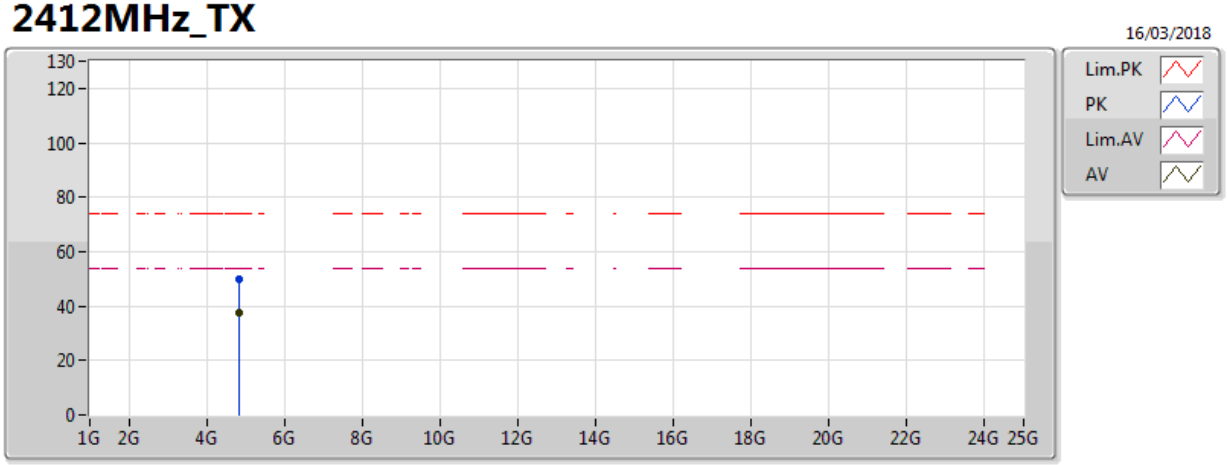

Type	Freq	Level	Limit	Margin	Factor	Dist	Condition	Azimuth	Height	Comments	Raw	AF	CL	PA
	(Hz)	(dBuV/m)	(dBuV/m)	(dB)	(dB)	(m)		(°)	(m)		(dBuV)	(dB)	(dB)	(dB)
AV	4.8238G	37.46	54.00	-16.54	3.13	3	Horizontal	357	1.43	-	34.33	31.28	6.43	34.59
PK	4.8234G	49.93	74.00	-24.07	3.13	3	Horizontal	357	1.43	-	46.80	31.28	6.43	34.59

802.11n HT20_Nss1,(MCS0)_2TX

2417MHz_TX

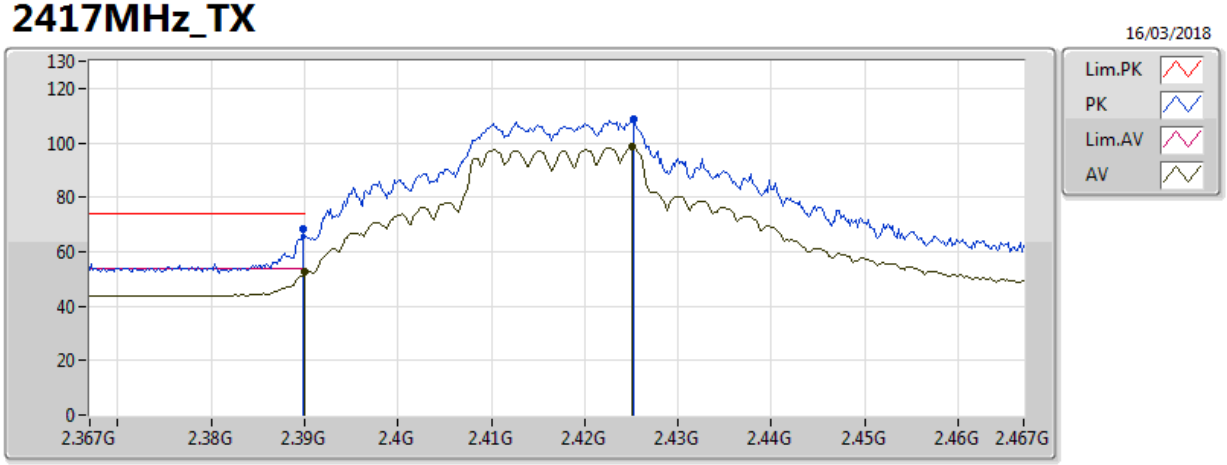

Type	Freq	Level	Limit	Margin	Factor	Dist	Condition	Azimuth	Height	Comments	Raw	AF	CL	PA
	(Hz)	(dBuV/m)	(dBuV/m)	(dB)	(dB)	(m)		(°)	(m)		(dBuV)	(dB)	(dB)	(dB)
AV	2.389998G	52.62	54.00	-1.38	32.45	3	Vertical	171	2.74	-	20.17	27.31	5.14	-
AV	2.425G	98.37	Inf	-Inf	32.59	3	Vertical	171	2.74	-	65.78	27.41	5.18	-
PK	2.3898G	68.25	74.00	-5.75	32.45	3	Vertical	171	2.74	-	35.80	27.31	5.14	-
PK	2.4252G	108.59	Inf	-Inf	32.59	3	Vertical	171	2.74	-	76.00	27.41	5.18	-

802.11n HT20_Nss1,(MCS0)_2TX

2417MHz_TX

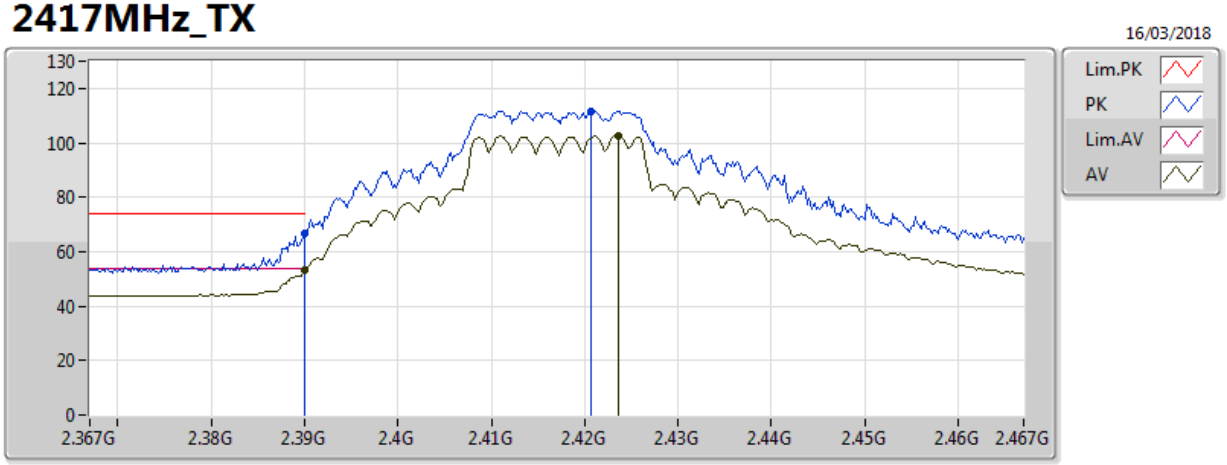

Type	Freq	Level	Limit	Margin	Factor	Dist	Condition	Azimuth	Height	Comments	Raw	AF	CL	PA
	(Hz)	(dBuV/m)	(dBuV/m)	(dB)	(dB)	(m)		(°)	(m)		(dBuV)	(dB)	(dB)	(dB)
AV	2.389998G	53.13	54.00	-0.87	32.45	3	Horizontal	215	2.71	-	20.68	27.31	5.14	-
AV	2.4236G	102.68	Inf	-Inf	32.58	3	Horizontal	215	2.71	-	70.10	27.40	5.18	-
PK	2.389998G	66.42	74.00	-7.58	32.45	3	Horizontal	215	2.71	-	33.97	27.31	5.14	-
PK	2.4206G	111.58	Inf	-Inf	32.57	3	Horizontal	215	2.71	-	79.01	27.39	5.17	-

802.11n HT20_Nss1,(MCS0)_2TX

2422MHz_TX

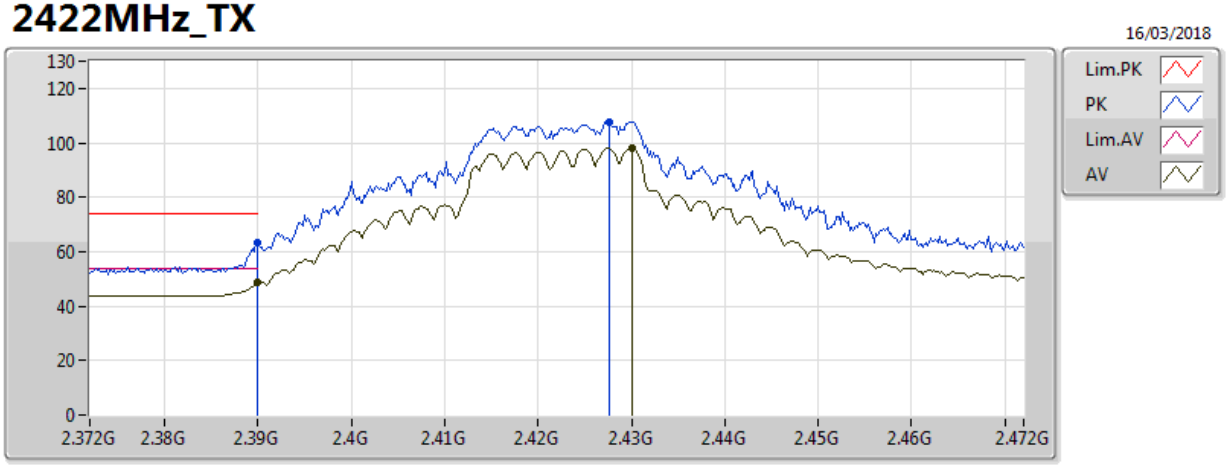

Type	Freq	Level	Limit	Margin	Factor	Dist	Condition	Azimuth	Height	Comments	Raw	AF	CL	PA
	(Hz)	(dBuV/m)	(dBuV/m)	(dB)	(dB)	(m)		(°)	(m)		(dBuV)	(dB)	(dB)	(dB)
AV	2.389998G	48.47	54.00	-5.53	32.45	3	Vertical	174	2.53	-	16.02	27.31	5.14	-
AV	2.43G	98.05	Inf	-Inf	32.60	3	Vertical	174	2.53	-	65.45	27.42	5.19	-
PK	2.389998G	63.55	74.00	-10.45	32.45	3	Vertical	174	2.53	-	31.10	27.31	5.14	-
PK	2.4276G	107.82	Inf	-Inf	32.59	3	Vertical	174	2.53	-	75.23	27.41	5.18	-

802.11n HT20_Nss1,(MCS0)_2TX

2422MHz_TX

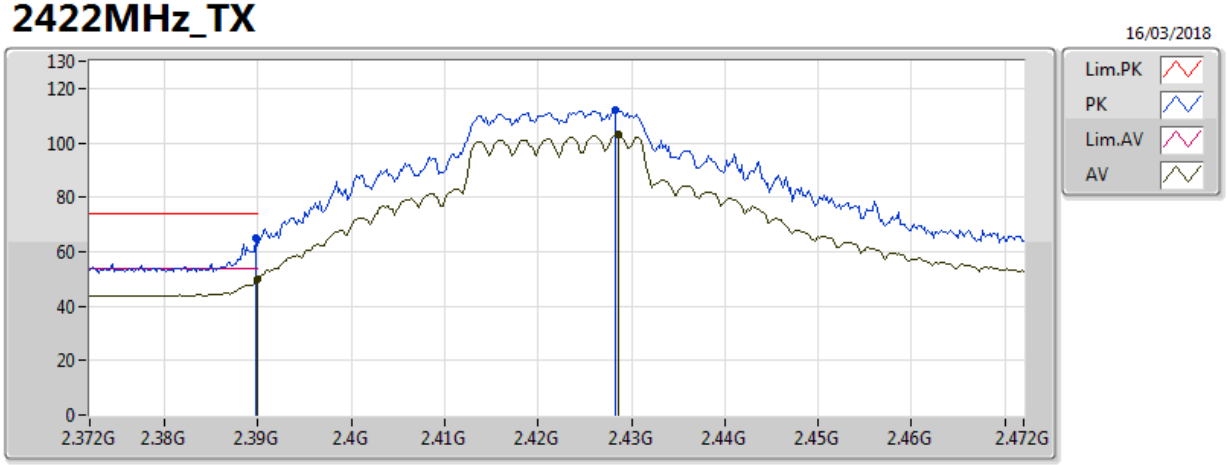

Type	Freq	Level	Limit	Margin	Factor	Dist	Condition	Azimuth	Height	Comments	Raw	AF	CL	PA
	(Hz)	(dBuV/m)	(dBuV/m)	(dB)	(dB)	(m)		(°)	(m)		(dBuV)	(dB)	(dB)	(dB)
AV	2.389998G	50.15	54.00	-3.85	32.45	3	Horizontal	214	2.43	-	17.70	27.31	5.14	-
AV	2.4286G	102.92	Inf	-Inf	32.60	3	Horizontal	214	2.43	-	70.32	27.41	5.18	-
PK	2.3898G	64.79	74.00	-9.21	32.45	3	Horizontal	214	2.43	-	32.34	27.31	5.14	-
PK	2.4282G	111.84	Inf	-Inf	32.60	3	Horizontal	214	2.43	-	79.24	27.41	5.18	-

802.11n HT20_Nss1,(MCS0)_2TX

2437MHz_TX

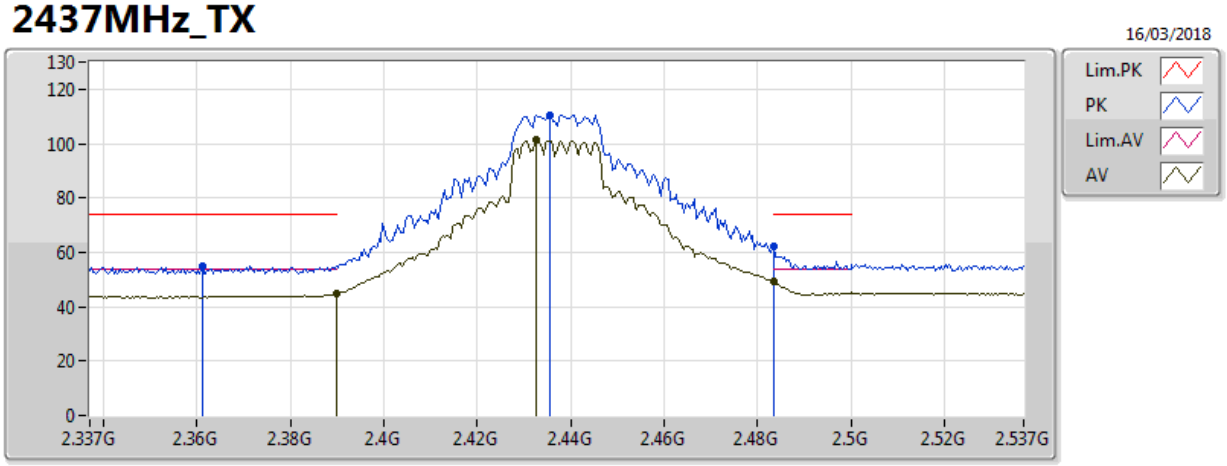

Type	Freq	Level	Limit	Margin	Factor	Dist	Condition	Azimuth	Height	Comments	Raw	AF	CL	PA
	(Hz)	(dBuV/m)	(dBuV/m)	(dB)	(dB)	(m)		(°)	(m)		(dBuV)	(dB)	(dB)	(dB)
AV	2.3898G	44.83	54.00	-9.17	32.45	3	Vertical	166	2.68	-	12.38	27.31	5.14	-
AV	2.483502G	49.19	54.00	-4.81	32.81	3	Vertical	166	2.68	-	16.38	27.56	5.25	-
AV	2.4326G	101.24	Inf	-Inf	32.61	3	Vertical	166	2.68	-	68.63	27.42	5.19	-
PK	2.361G	55.17	74.00	-18.83	32.34	3	Vertical	166	2.68	-	22.83	27.24	5.10	-
PK	2.483502G	61.94	74.00	-12.06	32.81	3	Vertical	166	2.68	-	29.13	27.56	5.25	-
PK	2.4354G	110.54	Inf	-Inf	32.62	3	Vertical	166	2.68	-	77.92	27.43	5.19	-

802.11n HT20_Nss1,(MCS0)_2TX

2437MHz_TX

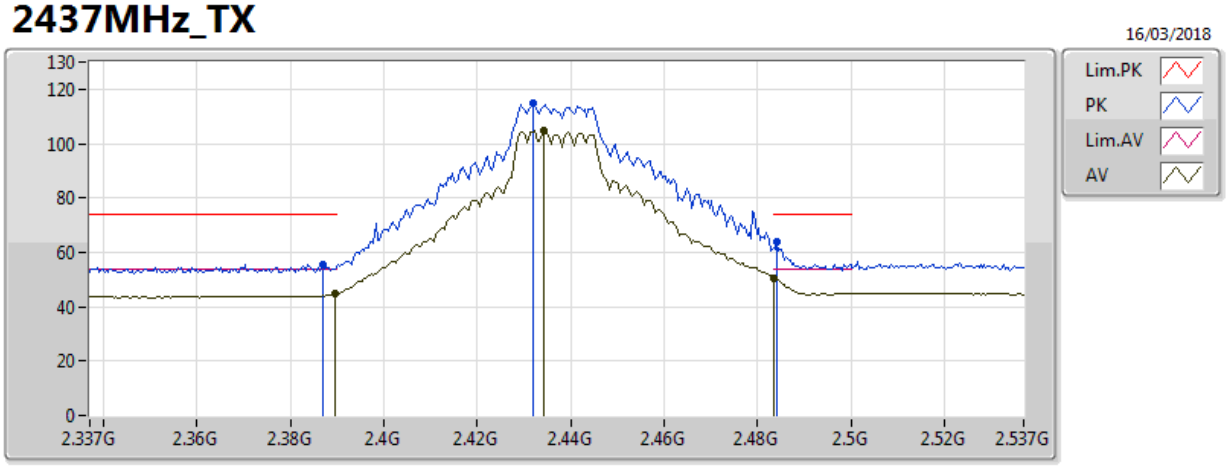

Type	Freq	Level	Limit	Margin	Factor	Dist	Condition	Azimuth	Height	Comments	Raw	AF	CL	PA
	(Hz)	(dBuV/m)	(dBuV/m)	(dB)	(dB)	(m)		(°)	(m)		(dBuV)	(dB)	(dB)	(dB)
AV	2.3894G	44.60	54.00	-9.40	32.45	3	Horizontal	8	2.71	-	12.15	27.31	5.14	-
AV	2.483502G	50.29	54.00	-3.71	32.81	3	Horizontal	8	2.71	-	17.48	27.56	5.25	-
AV	2.4342G	104.54	Inf	-Inf	32.62	3	Horizontal	8	2.71	-	71.92	27.43	5.19	-
PK	2.387G	55.59	74.00	-18.41	32.44	3	Horizontal	8	2.71	-	23.15	27.31	5.13	-
PK	2.4842G	64.08	74.00	-9.92	32.81	3	Horizontal	8	2.71	-	31.27	27.56	5.25	-
PK	2.4318G	115.03	Inf	-Inf	32.61	3	Horizontal	8	2.71	-	82.42	27.42	5.19	-

802.11n HT20_Nss1,(MCS0)_2TX

2437MHz_TX

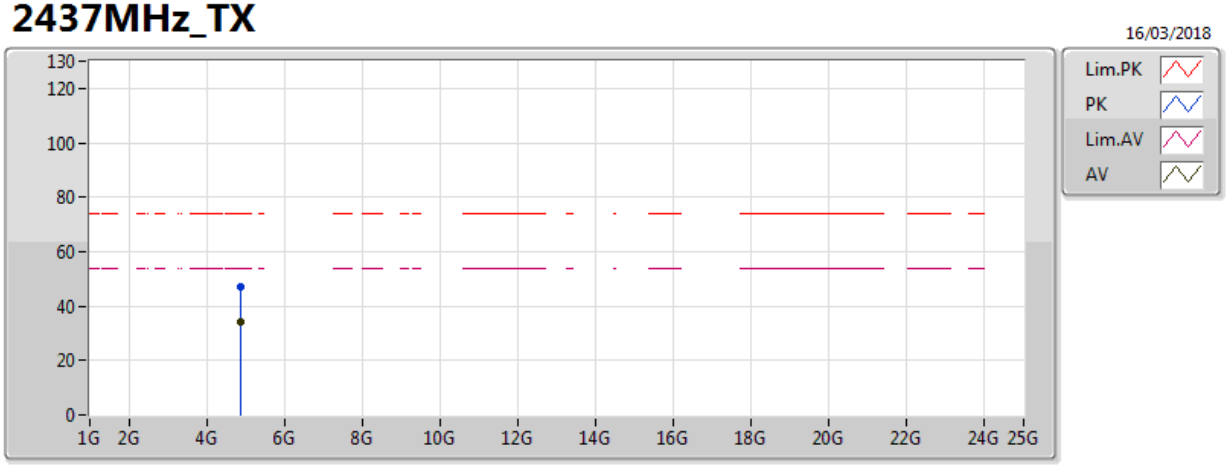

Type	Freq	Level	Limit	Margin	Factor	Dist	Condition	Azimuth	Height	Comments	Raw	AF	CL	PA
	(Hz)	(dBuV/m)	(dBuV/m)	(dB)	(dB)	(m)		(°)	(m)		(dBuV)	(dB)	(dB)	(dB)
AV	4.872G	34.39	54.00	-19.61	3.24	3	Vertical	229	2.31	-	31.15	31.37	6.44	34.58
PK	4.8648G	46.86	74.00	-27.14	3.22	3	Vertical	229	2.31	-	43.64	31.36	6.44	34.58

802.11n HT20_Nss1,(MCS0)_2TX

2437MHz_TX

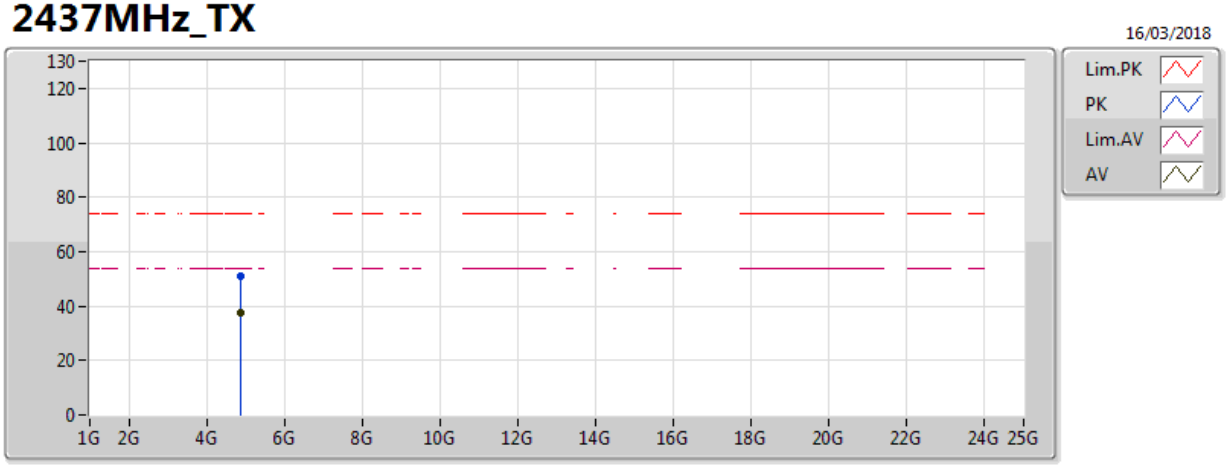

Type	Freq	Level	Limit	Margin	Factor	Dist	Condition	Azimuth	Height	Comments	Raw	AF	CL	PA
	(Hz)	(dBuV/m)	(dBuV/m)	(dB)	(dB)	(m)		(°)	(m)		(dBuV)	(dB)	(dB)	(dB)
AV	4.8739G	37.63	54.00	-16.37	3.24	3	Horizontal	0	1.50	-	34.39	31.37	6.44	34.58
PK	4.8738G	51.09	74.00	-22.91	3.24	3	Horizontal	0	1.50	-	47.85	31.37	6.44	34.58

802.11n HT20_Nss1,(MCS0)_2TX

2442MHz_TX

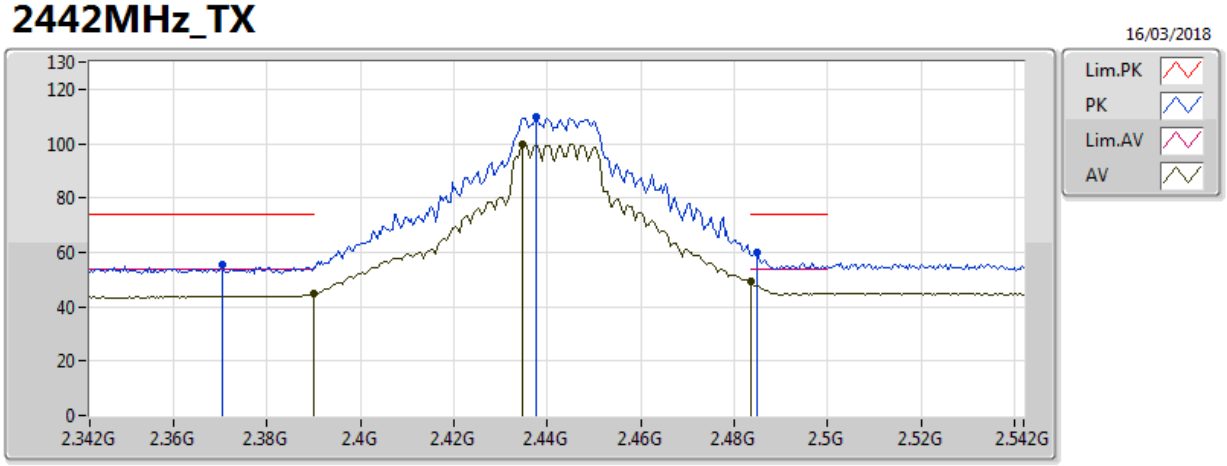

Type	Freq	Level	Limit	Margin	Factor	Dist	Condition	Azimuth	Height	Comments	Raw	AF	CL	PA
	(Hz)	(dBuV/m)	(dBuV/m)	(dB)	(dB)	(m)		(°)	(m)		(dBuV)	(dB)	(dB)	(dB)
AV	2.389998G	44.74	54.00	-9.26	32.45	3	Vertical	173	2.47	-	12.29	27.31	5.14	-
AV	2.483502G	49.10	54.00	-4.90	32.81	3	Vertical	173	2.47	-	16.29	27.56	5.25	-
AV	2.4348G	99.84	Inf	-Inf	32.62	3	Vertical	173	2.47	-	67.22	27.43	5.19	-
PK	2.3704G	55.21	74.00	-18.79	32.37	3	Vertical	173	2.47	-	22.84	27.26	5.11	-
PK	2.4848G	60.20	74.00	-13.80	32.81	3	Vertical	173	2.47	-	27.39	27.56	5.25	-
PK	2.4376G	109.69	Inf	-Inf	32.63	3	Vertical	173	2.47	-	77.06	27.44	5.20	-

802.11n HT20_Nss1,(MCS0)_2TX

2442MHz_TX

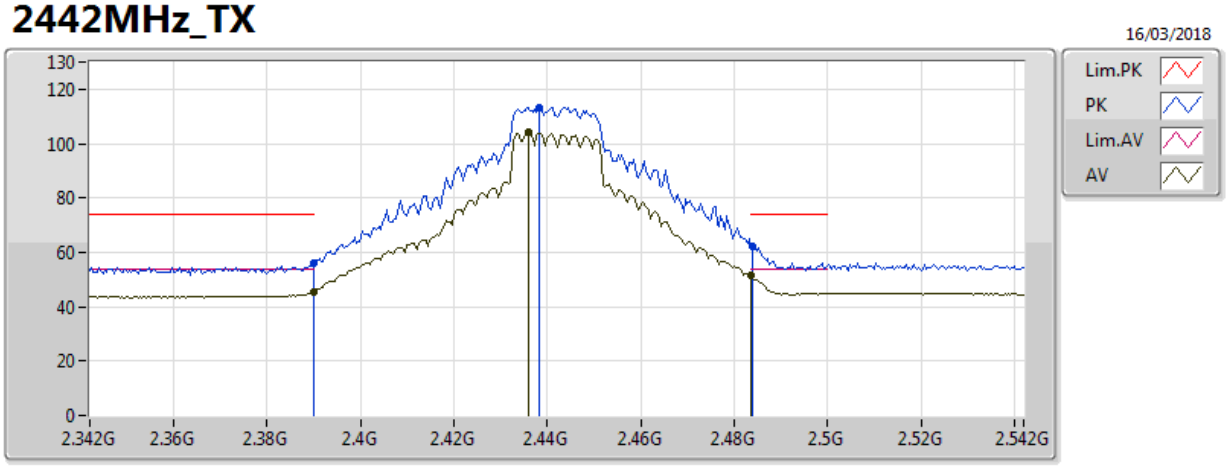

Type	Freq	Level	Limit	Margin	Factor	Dist	Condition	Azimuth	Height	Comments	Raw	AF	CL	PA
	(Hz)	(dBuV/m)	(dBuV/m)	(dB)	(dB)	(m)		(°)	(m)		(dBuV)	(dB)	(dB)	(dB)
AV	2.389998G	45.50	54.00	-8.50	32.45	3	Horizontal	216	2.72	-	13.05	27.31	5.14	-
AV	2.483502G	51.35	54.00	-2.65	32.81	3	Horizontal	216	2.72	-	18.54	27.56	5.25	-
AV	2.436G	104.13	Inf	-Inf	32.63	3	Horizontal	216	2.72	-	71.50	27.43	5.19	-
PK	2.389998G	56.16	74.00	-17.84	32.45	3	Horizontal	216	2.72	-	23.71	27.31	5.14	-
PK	2.484G	62.15	74.00	-11.85	32.81	3	Horizontal	216	2.72	-	29.34	27.56	5.25	-
PK	2.4384G	113.40	Inf	-Inf	32.64	3	Horizontal	216	2.72	-	80.76	27.44	5.20	-

802.11n HT20_Nss1,(MCS0)_2TX

2447MHz_TX

16/03/2018

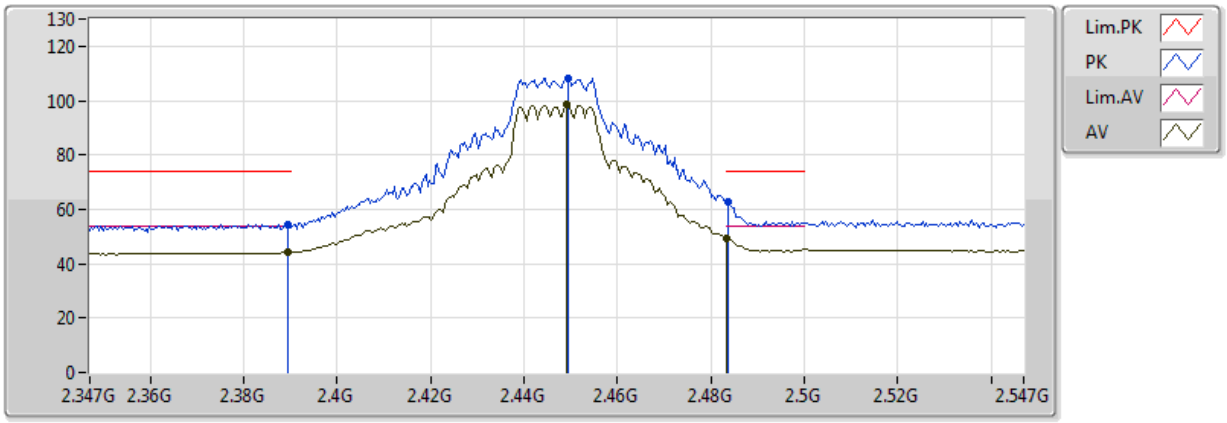

Type	Freq	Level	Limit	Margin	Factor	Dist	Condition	Azimuth	Height	Comments	Raw	AF	CL	PA
	(Hz)	(dBuV/m)	(dBuV/m)	(dB)	(dB)	(m)		(°)	(m)		(dBuV)	(dB)	(dB)	(dB)
AV	2.3894G	44.09	54.00	-9.91	32.45	3	Vertical	191	2.49	-	11.64	27.31	5.14	-
AV	2.483502G	49.06	54.00	-4.94	32.81	3	Vertical	191	2.49	-	16.25	27.56	5.25	-
AV	2.449G	98.76	Inf	-Inf	32.68	3	Vertical	191	2.49	-	66.08	27.47	5.21	-
PK	2.3894G	54.49	74.00	-19.51	32.45	3	Vertical	191	2.49	-	22.04	27.31	5.14	-
PK	2.4838G	62.54	74.00	-11.46	32.81	3	Vertical	191	2.49	-	29.73	27.56	5.25	-
PK	2.4494G	108.32	Inf	-Inf	32.68	3	Vertical	191	2.49	-	75.64	27.47	5.21	-

802.11n HT20_Nss1,(MCS0)_2TX

2447MHz_TX

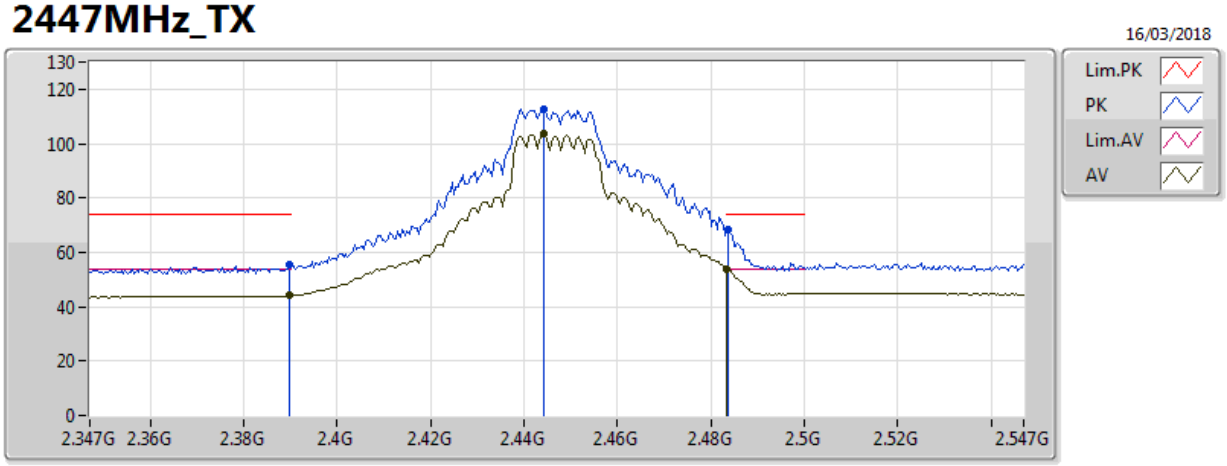

Type	Freq	Level	Limit	Margin	Factor	Dist	Condition	Azimuth	Height	Comments	Raw	AF	CL	PA
	(Hz)	(dBuV/m)	(dBuV/m)	(dB)	(dB)	(m)		(°)	(m)		(dBuV)	(dB)	(dB)	(dB)
AV	2.3898G	44.13	54.00	-9.87	32.45	3	Horizontal	1	2.40	-	11.68	27.31	5.14	-
AV	2.483502G	53.62	54.00	-0.38	32.81	3	Horizontal	1	2.40	-	20.81	27.56	5.25	-
AV	2.4442G	103.51	Inf	-Inf	32.66	3	Horizontal	1	2.40	-	70.85	27.45	5.20	-
PK	2.3898G	55.57	74.00	-18.43	32.45	3	Horizontal	1	2.40	-	23.12	27.31	5.14	-
PK	2.4838G	68.48	74.00	-5.52	32.81	3	Horizontal	1	2.40	-	35.67	27.56	5.25	-
PK	2.4442G	112.87	Inf	-Inf	32.66	3	Horizontal	1	2.40	-	80.21	27.45	5.20	-

802.11n HT20_Nss1,(MCS0)_2TX

2452MHz_TX

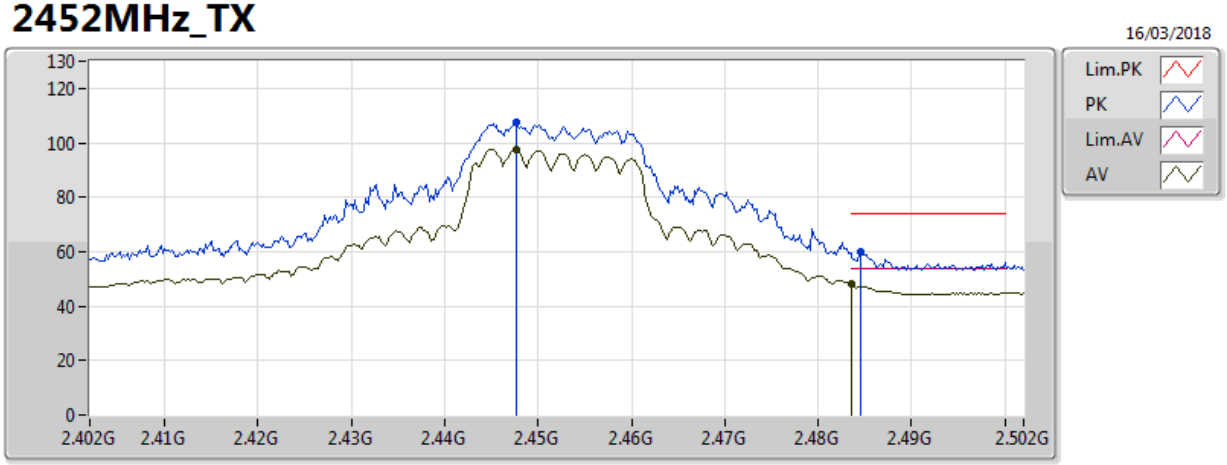

Type	Freq	Level	Limit	Margin	Factor	Dist	Condition	Azimuth	Height	Comments	Raw	AF	CL	PA
	(Hz)	(dBuV/m)	(dBuV/m)	(dB)	(dB)	(m)		(°)	(m)		(dBuV)	(dB)	(dB)	(dB)
AV	2.483502G	48.32	54.00	-5.68	32.81	3	Vertical	174	2.47	-	15.51	27.56	5.25	-
AV	2.4476G	97.52	Inf	-Inf	32.67	3	Vertical	174	2.47	-	64.85	27.46	5.21	-
PK	2.4846G	59.83	74.00	-14.17	32.81	3	Vertical	174	2.47	-	27.02	27.56	5.25	-
PK	2.4476G	107.39	Inf	-Inf	32.67	3	Vertical	174	2.47	-	74.72	27.46	5.21	-

802.11n HT20_Nss1,(MCS0)_2TX

2452MHz_TX

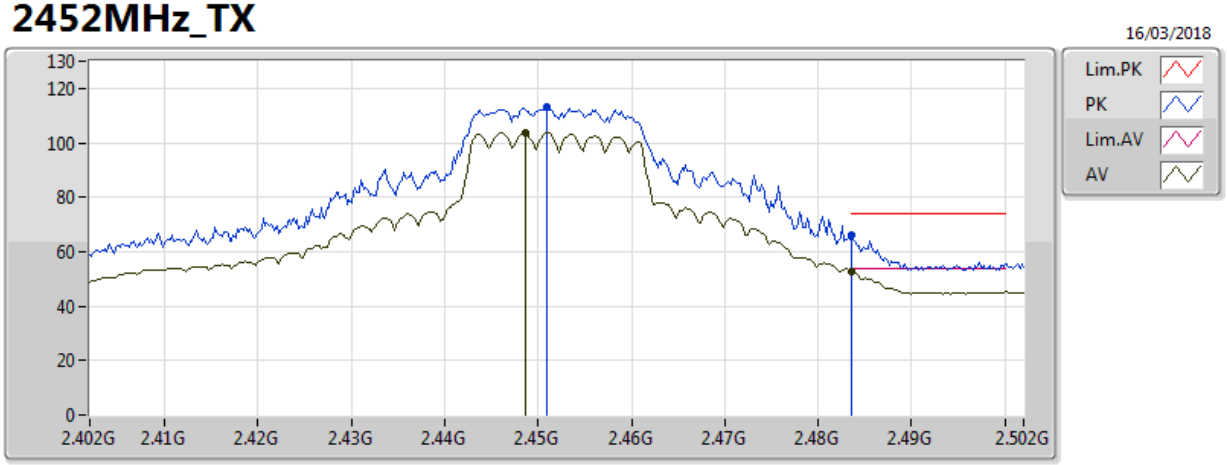

Type	Freq	Level	Limit	Margin	Factor	Dist	Condition	Azimuth	Height	Comments	Raw	AF	CL	PA
	(Hz)	(dBuV/m)	(dBuV/m)	(dB)	(dB)	(m)		(°)	(m)		(dBuV)	(dB)	(dB)	(dB)
AV	2.483502G	52.91	54.00	-1.09	32.81	3	Horizontal	212	2.99	-	20.10	27.56	5.25	-
AV	2.4486G	103.62	Inf	-Inf	32.67	3	Horizontal	212	2.99	-	70.95	27.47	5.21	-
PK	2.4836G	66.18	74.00	-7.82	32.81	3	Horizontal	212	2.99	-	33.37	27.56	5.25	-
PK	2.451G	113.33	Inf	-Inf	32.68	3	Horizontal	212	2.99	-	80.65	27.47	5.21	-

802.11n HT20_Nss1,(MCS0)_2TX

2457MHz_TX

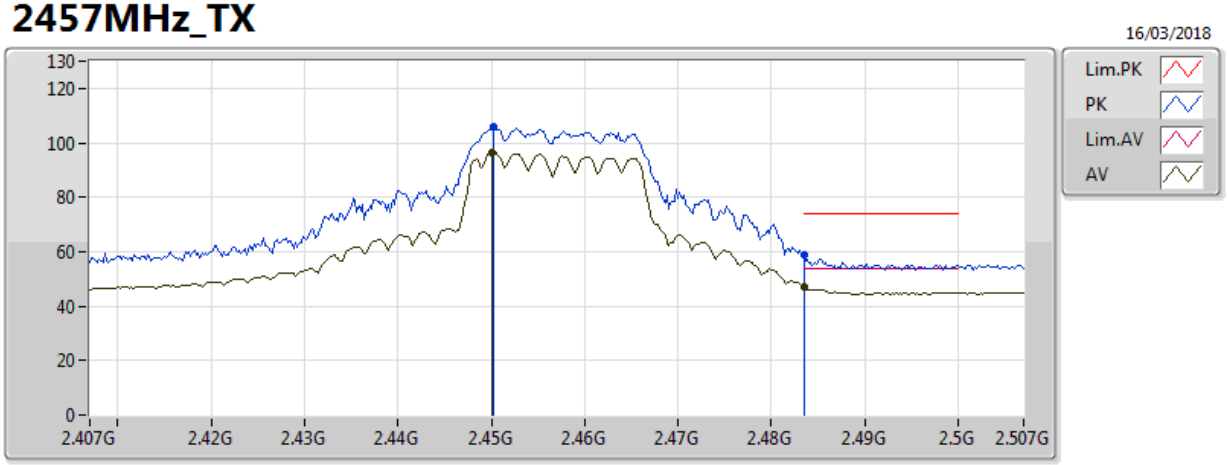

Type	Freq	Level	Limit	Margin	Factor	Dist	Condition	Azimuth	Height	Comments	Raw	AF	CL	PA
	(Hz)	(dBuV/m)	(dBuV/m)	(dB)	(dB)	(m)		(°)	(m)		(dBuV)	(dB)	(dB)	(dB)
AV	2.483502G	47.09	54.00	-6.91	32.81	3	Vertical	256	2.99	-	14.28	27.56	5.25	-
AV	2.45G	96.40	Inf	-Inf	32.68	3	Vertical	256	2.99	-	63.72	27.47	5.21	-
PK	2.483502G	59.03	74.00	-14.97	32.81	3	Vertical	256	2.99	-	26.22	27.56	5.25	-
PK	2.4502G	105.98	Inf	-Inf	32.68	3	Vertical	256	2.99	-	73.30	27.47	5.21	-

802.11n HT20_Nss1,(MCS0)_2TX

2457MHz_TX

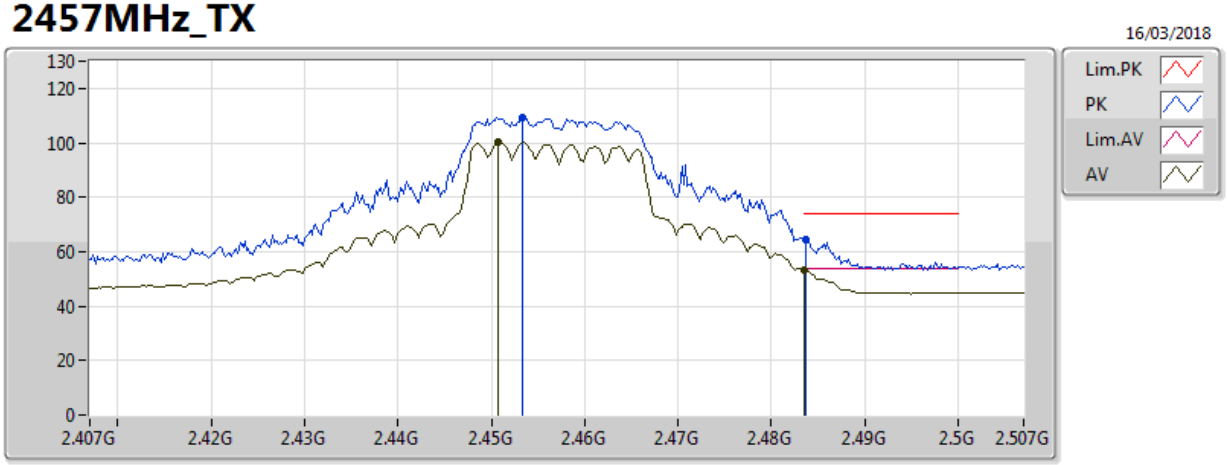

Type	Freq	Level	Limit	Margin	Factor	Dist	Condition	Azimuth	Height	Comments	Raw	AF	CL	PA
	(Hz)	(dBuV/m)	(dBuV/m)	(dB)	(dB)	(m)		(°)	(m)		(dBuV)	(dB)	(dB)	(dB)
AV	2.483502G	53.25	54.00	-0.75	32.81	3	Horizontal	33	2.12	-	20.44	27.56	5.25	-
AV	2.4508G	100.13	Inf	-Inf	32.68	3	Horizontal	33	2.12	-	67.45	27.47	5.21	-
PK	2.4836G	64.58	74.00	-9.42	32.81	3	Horizontal	33	2.12	-	31.77	27.56	5.25	-
PK	2.4534G	109.48	Inf	-Inf	32.69	3	Horizontal	33	2.12	-	76.79	27.48	5.21	-

802.11n HT20_Nss1,(MCS0)_2TX

2462MHz_TX

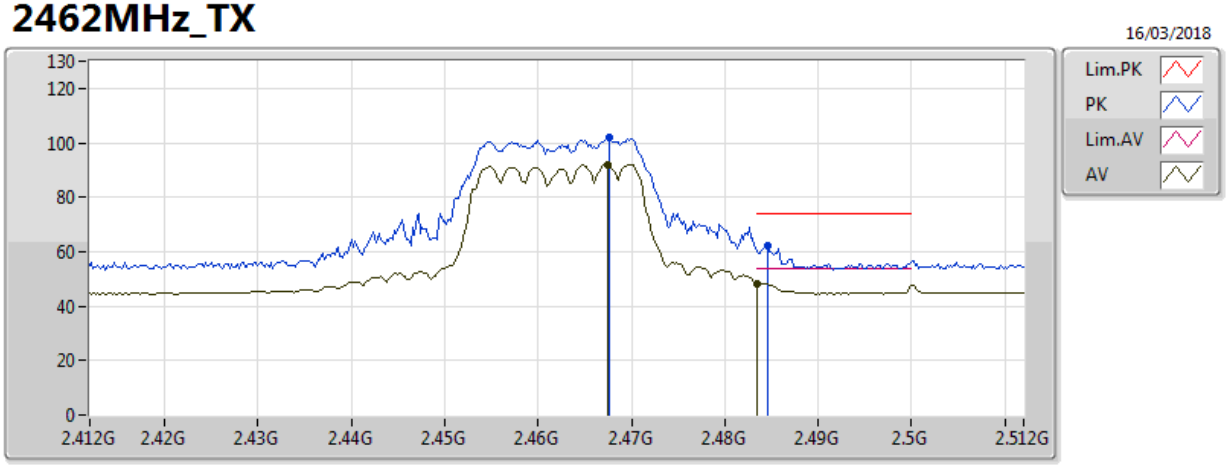

Type	Freq	Level	Limit	Margin	Factor	Dist	Condition	Azimuth	Height	Comments	Raw	AF	CL	PA
	(Hz)	(dBuV/m)	(dBuV/m)	(dB)	(dB)	(m)		(°)	(m)		(dBuV)	(dB)	(dB)	(dB)
AV	2.483502G	48.42	54.00	-5.58	32.81	3	Vertical	101	3.19	-	15.61	27.56	5.25	-
AV	2.4674G	92.14	Inf	-Inf	32.75	3	Vertical	101	3.19	-	59.39	27.52	5.23	-
PK	2.4846G	62.18	74.00	-11.82	32.81	3	Vertical	101	3.19	-	29.37	27.56	5.25	-
PK	2.4676G	101.74	Inf	-Inf	32.75	3	Vertical	101	3.19	-	68.99	27.52	5.23	-

802.11n HT20_Nss1,(MCS0)_2TX

2462MHz_TX

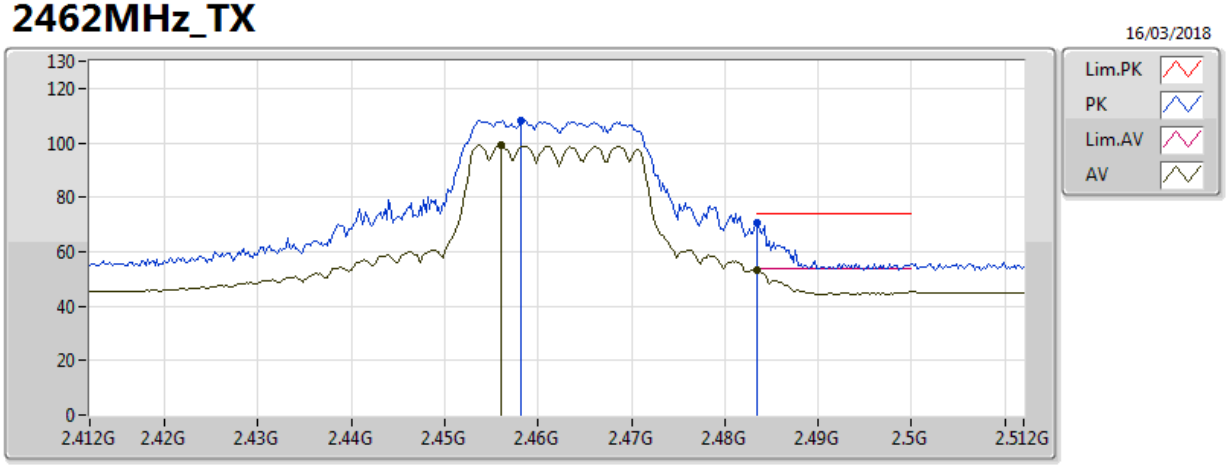

Type	Freq	Level	Limit	Margin	Factor	Dist	Condition	Azimuth	Height	Comments	Raw	AF	CL	PA
	(Hz)	(dBuV/m)	(dBuV/m)	(dB)	(dB)	(m)		(°)	(m)		(dBuV)	(dB)	(dB)	(dB)
AV	2.483502G	53.45	54.00	-0.55	32.81	3	Horizontal	212	2.96	-	20.64	27.56	5.25	-
AV	2.456G	99.33	Inf	-Inf	32.70	3	Horizontal	212	2.96	-	66.63	27.49	5.22	-
PK	2.483502G	70.43	74.00	-3.57	32.81	3	Horizontal	212	2.96	-	37.62	27.56	5.25	-
PK	2.4582G	108.40	Inf	-Inf	32.71	3	Horizontal	212	2.96	-	75.69	27.49	5.22	-

802.11n HT20_Nss1,(MCS0)_2TX

2462MHz_TX

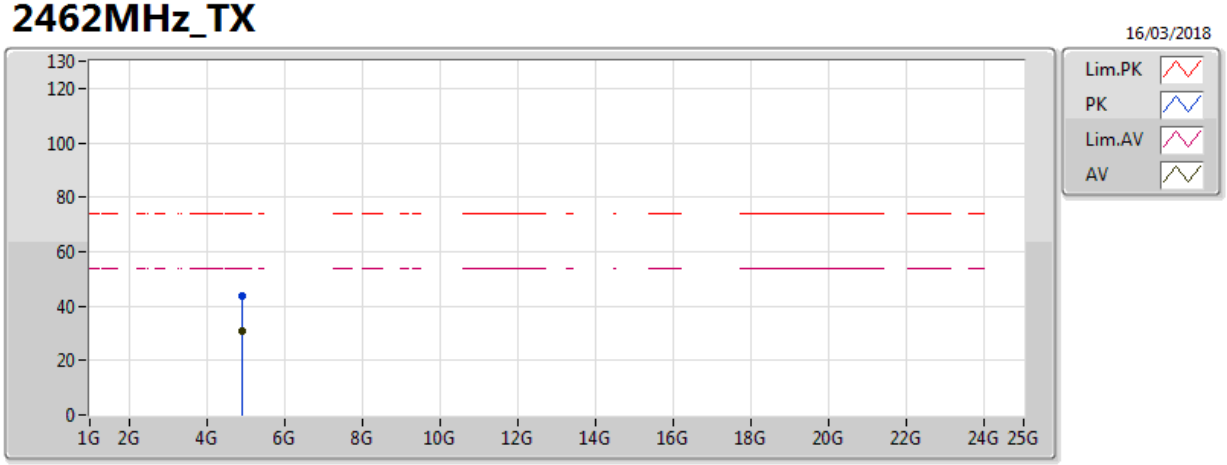

Type	Freq	Level	Limit	Margin	Factor	Dist	Condition	Azimuth	Height	Comments	Raw	AF	CL	PA
	(Hz)	(dBuV/m)	(dBuV/m)	(dB)	(dB)	(m)		(°)	(m)		(dBuV)	(dB)	(dB)	(dB)
AV	4.9019G	30.86	54.00	-23.14	3.30	3	Vertical	149	1.50	-	27.56	31.42	6.45	34.57
PK	4.9015G	43.75	74.00	-30.25	3.30	3	Vertical	149	1.50	-	40.45	31.42	6.45	34.57

802.11n HT20_Nss1,(MCS0)_2TX

2462MHz_TX

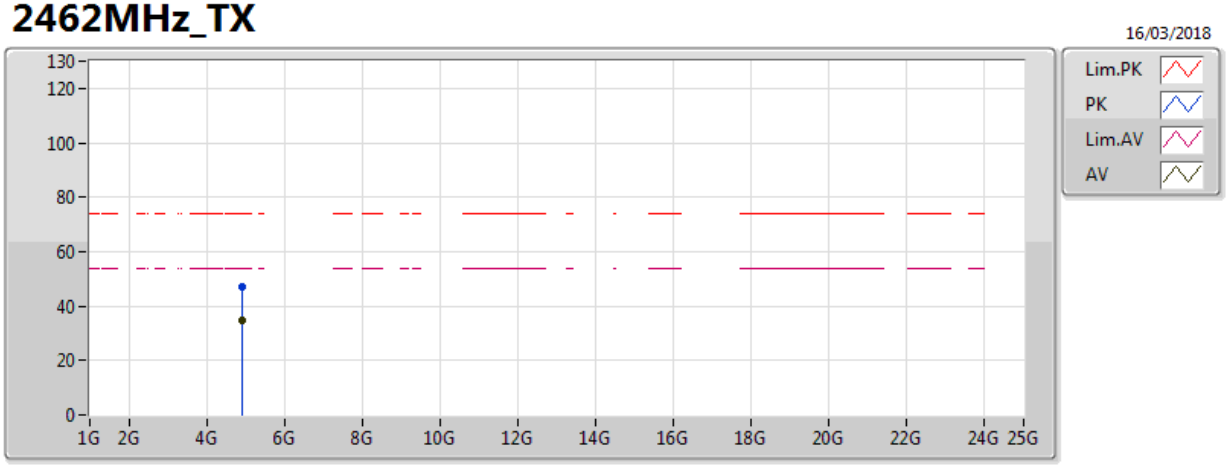

Type	Freq	Level	Limit	Margin	Factor	Dist	Condition	Azimuth	Height	Comments	Raw	AF	CL	PA
	(Hz)	(dBuV/m)	(dBuV/m)	(dB)	(dB)	(m)		(°)	(m)		(dBuV)	(dB)	(dB)	(dB)
AV	4.9238G	34.57	54.00	-19.43	3.35	3	Horizontal	356	1.20	-	31.22	31.46	6.45	34.57
PK	4.9239G	47.33	74.00	-26.67	3.35	3	Horizontal	356	1.20	-	43.98	31.46	6.45	34.57

802.11n HT40_Nss1,(MCS0)_2TX

2422MHz_TX

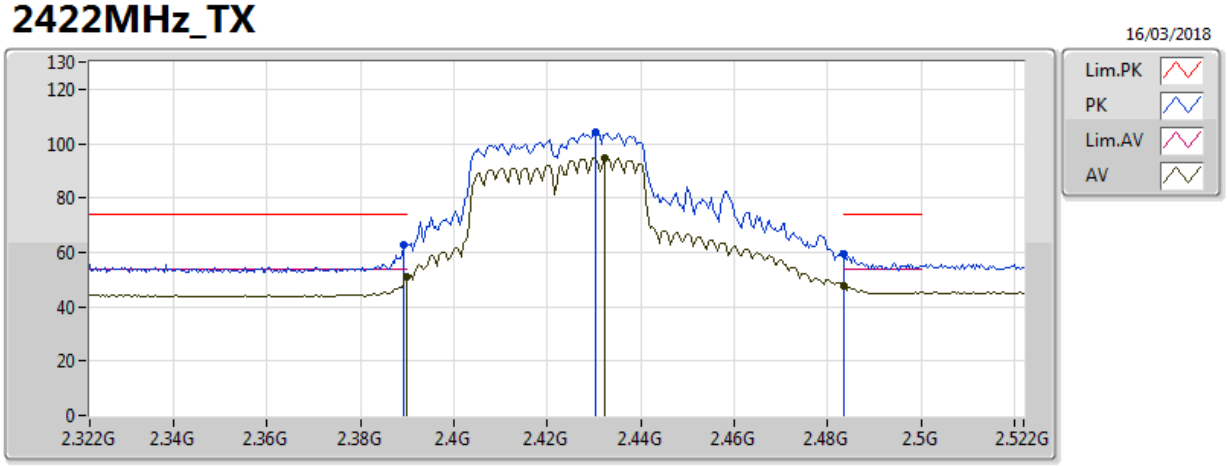

Type	Freq	Level	Limit	Margin	Factor	Dist	Condition	Azimuth	Height	Comments	Raw	AF	CL	PA
	(Hz)	(dBuV/m)	(dBuV/m)	(dB)	(dB)	(m)		(°)	(m)		(dBuV)	(dB)	(dB)	(dB)
AV	2.389998G	51.16	54.00	-2.84	32.45	3	Vertical	175	2.64	-	18.71	27.31	5.14	-
AV	2.483502G	47.82	54.00	-6.18	32.81	3	Vertical	175	2.64	-	15.01	27.56	5.25	-
AV	2.4324G	94.92	Inf	-Inf	32.61	3	Vertical	175	2.64	-	62.31	27.42	5.19	-
PK	2.3892G	62.53	74.00	-11.47	32.45	3	Vertical	175	2.64	-	30.08	27.31	5.14	-
PK	2.483502G	59.52	74.00	-14.48	32.81	3	Vertical	175	2.64	-	26.71	27.56	5.25	-
PK	2.4304G	104.34	Inf	-Inf	32.61	3	Vertical	175	2.64	-	71.73	27.42	5.19	-

802.11n HT40_Nss1,(MCS0)_2TX

2422MHz_TX

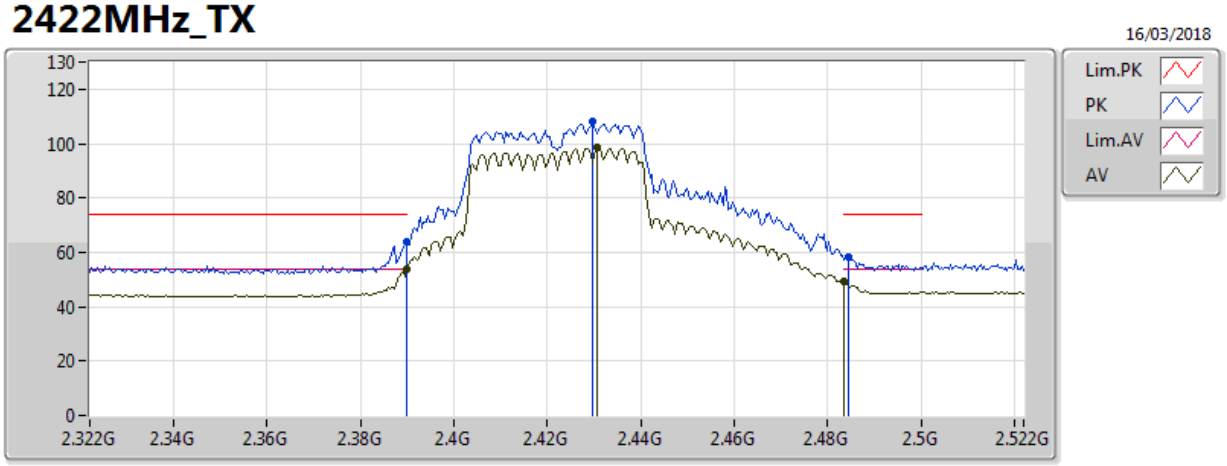

Type	Freq	Level	Limit	Margin	Factor	Dist	Condition	Azimuth	Height	Comments	Raw	AF	CL	PA
	(Hz)	(dBuV/m)	(dBuV/m)	(dB)	(dB)	(m)		(°)	(m)		(dBuV)	(dB)	(dB)	(dB)
AV	2.389998G	53.77	54.00	-0.23	32.45	3	Horizontal	216	2.71	-	21.32	27.31	5.14	-
AV	2.483502G	49.58	54.00	-4.42	32.81	3	Horizontal	216	2.71	-	16.77	27.56	5.25	-
AV	2.4308G	98.48	Inf	-Inf	32.61	3	Horizontal	216	2.71	-	65.87	27.42	5.19	-
PK	2.389998G	64.13	74.00	-9.87	32.45	3	Horizontal	216	2.71	-	31.68	27.31	5.14	-
PK	2.4844G	58.43	74.00	-15.57	32.81	3	Horizontal	216	2.71	-	25.62	27.56	5.25	-
PK	2.4296G	107.88	Inf	-Inf	32.60	3	Horizontal	216	2.71	-	75.28	27.42	5.19	-

802.11n HT40_Nss1,(MCS0)_2TX

2422MHz_TX

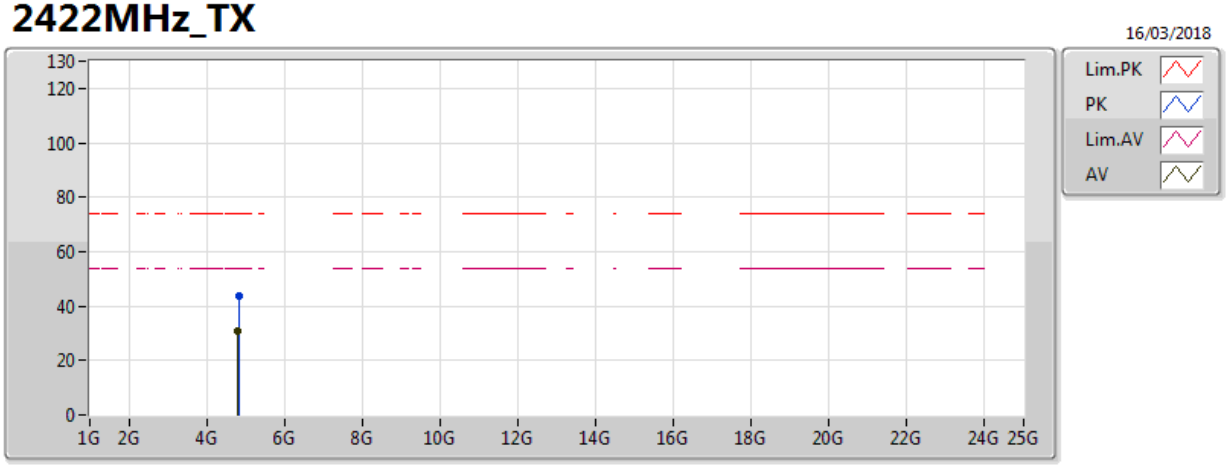

Type	Freq	Level	Limit	Margin	Factor	Dist	Condition	Azimuth	Height	Comments	Raw	AF	CL	PA
	(Hz)	(dBuV/m)	(dBuV/m)	(dB)	(dB)	(m)		(°)	(m)		(dBuV)	(dB)	(dB)	(dB)
AV	4.7962G	30.84	54.00	-23.16	3.07	3	Vertical	239	1.50	-	27.77	31.23	6.43	34.59
PK	4.8292G	43.80	74.00	-30.20	3.14	3	Vertical	239	1.50	-	40.66	31.29	6.44	34.58

802.11n HT40_Nss1,(MCS0)_2TX

2422MHz_TX

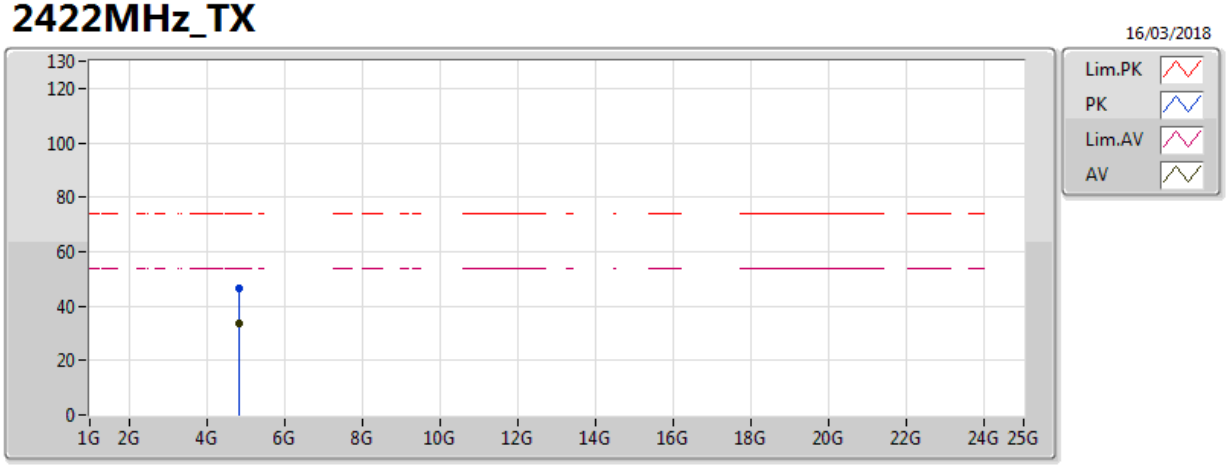

Type	Freq	Level	Limit	Margin	Factor	Dist	Condition	Azimuth	Height	Comments	Raw	AF	CL	PA
	(Hz)	(dBuV/m)	(dBuV/m)	(dB)	(dB)	(m)		(°)	(m)		(dBuV)	(dB)	(dB)	(dB)
AV	4.8438G	33.57	54.00	-20.43	3.18	3	Horizontal	359	1.29	-	30.39	31.32	6.44	34.58
PK	4.852G	46.24	74.00	-27.76	3.19	3	Horizontal	359	1.29	-	43.05	31.33	6.44	34.58

802.11n HT40_Nss1,(MCS0)_2TX

2437MHz_TX

16/03/2018

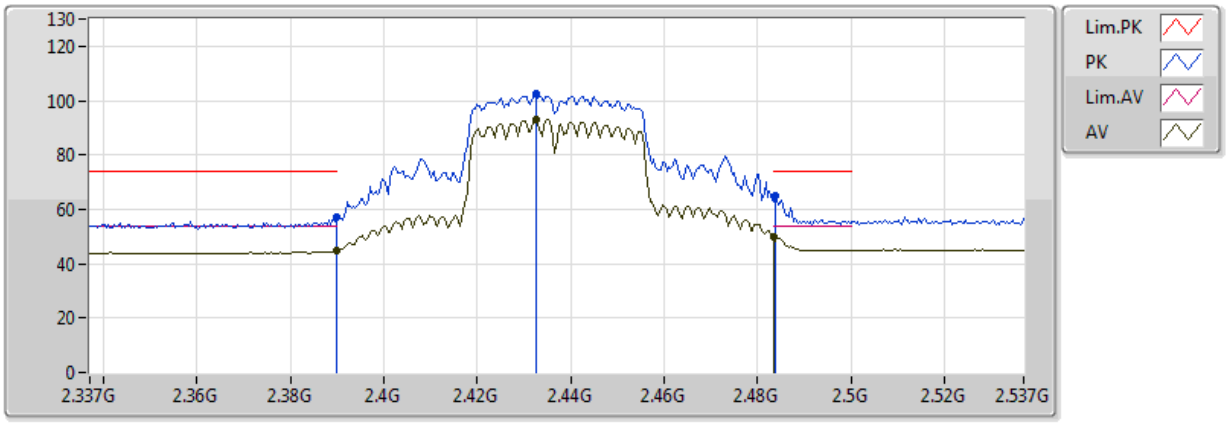

Type	Freq	Level	Limit	Margin	Factor	Dist	Condition	Azimuth	Height	Comments	Raw	AF	CL	PA
	(Hz)	(dBuV/m)	(dBuV/m)	(dB)	(dB)	(m)		(°)	(m)		(dBuV)	(dB)	(dB)	(dB)
AV	2.3898G	45.09	54.00	-8.91	32.45	3	Vertical	174	2.53	-	12.64	27.31	5.14	-
AV	2.483502G	50.05	54.00	-3.95	32.81	3	Vertical	174	2.53	-	17.24	27.56	5.25	-
AV	2.4326G	92.98	Inf	-Inf	32.61	3	Vertical	174	2.53	-	60.37	27.42	5.19	-
PK	2.3898G	56.90	74.00	-17.10	32.45	3	Vertical	174	2.53	-	24.45	27.31	5.14	-
PK	2.4838G	65.13	74.00	-8.87	32.81	3	Vertical	174	2.53	-	32.32	27.56	5.25	-
PK	2.4326G	102.29	Inf	-Inf	32.61	3	Vertical	174	2.53	-	69.68	27.42	5.19	-

802.11n HT40_Nss1,(MCS0)_2TX

2437MHz_TX

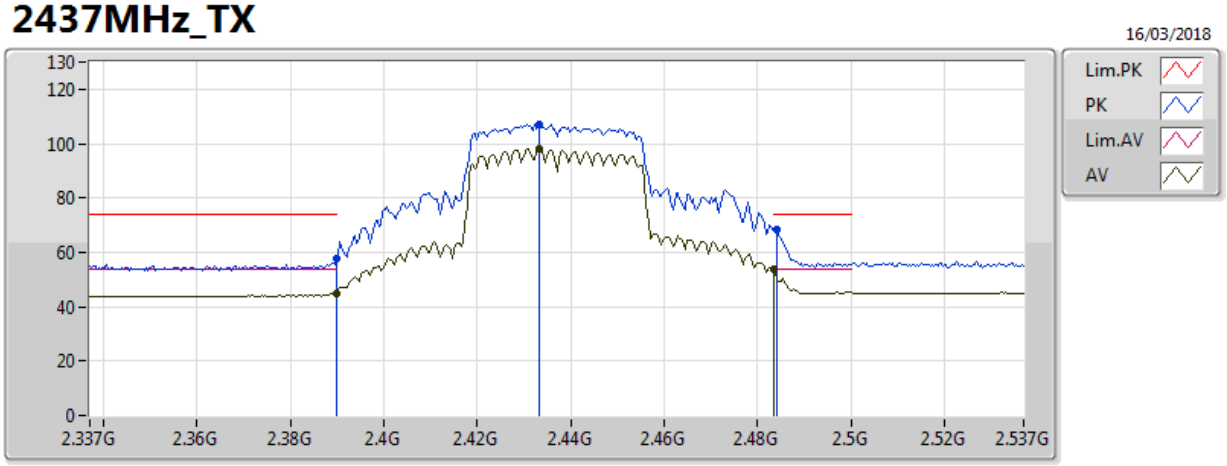

Type	Freq	Level	Limit	Margin	Factor	Dist	Condition	Azimuth	Height	Comments	Raw	AF	CL	PA
	(Hz)	(dBuV/m)	(dBuV/m)	(dB)	(dB)	(m)		(°)	(m)		(dBuV)	(dB)	(dB)	(dB)
AV	2.3898G	45.06	54.00	-8.94	32.45	3	Horizontal	217	2.71	-	12.61	27.31	5.14	-
AV	2.483502G	53.79	54.00	-0.21	32.81	3	Horizontal	217	2.71	-	20.98	27.56	5.25	-
AV	2.4334G	98.17	Inf	-Inf	32.62	3	Horizontal	217	2.71	-	65.55	27.43	5.19	-
PK	2.3898G	57.45	74.00	-16.55	32.45	3	Horizontal	217	2.71	-	25.00	27.31	5.14	-
PK	2.4842G	68.19	74.00	-5.81	32.81	3	Horizontal	217	2.71	-	35.38	27.56	5.25	-
PK	2.4334G	107.19	Inf	-Inf	32.62	3	Horizontal	217	2.71	-	74.57	27.43	5.19	-

802.11n HT40_Nss1,(MCS0)_2TX

2437MHz_TX

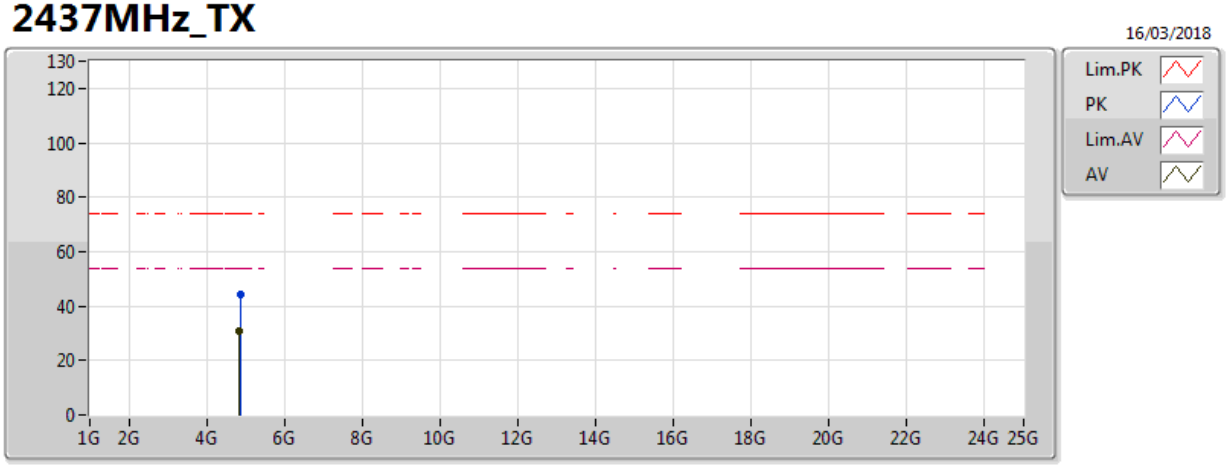

Type	Freq	Level	Limit	Margin	Factor	Dist	Condition	Azimuth	Height	Comments	Raw	AF	CL	PA
	(Hz)	(dBuV/m)	(dBuV/m)	(dB)	(dB)	(m)		(°)	(m)		(dBuV)	(dB)	(dB)	(dB)
AV	4.8262G	30.92	54.00	-23.08	3.14	3	Vertical	206	1.50	-	27.78	31.29	6.44	34.58
PK	4.8706G	44.13	74.00	-29.87	3.24	3	Vertical	206	1.50	-	40.89	31.37	6.44	34.58

802.11n HT40_Nss1,(MCS0)_2TX

2437MHz_TX

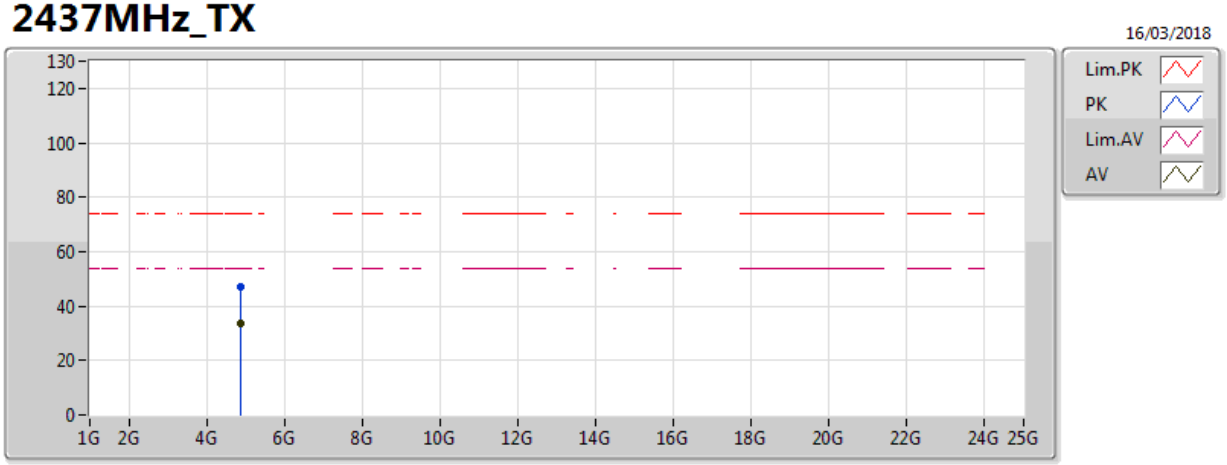

Type	Freq	Level	Limit	Margin	Factor	Dist	Condition	Azimuth	Height	Comments	Raw	AF	CL	PA
	(Hz)	(dBuV/m)	(dBuV/m)	(dB)	(dB)	(m)		(°)	(m)		(dBuV)	(dB)	(dB)	(dB)
AV	4.8716G	33.56	54.00	-20.44	3.24	3	Horizontal	359	1.26	-	30.32	31.37	6.44	34.58
PK	4.859G	46.90	74.00	-27.10	3.21	3	Horizontal	359	1.26	-	43.69	31.35	6.44	34.58

802.11n HT40_Nss1,(MCS0)_2TX

2442MHz_TX

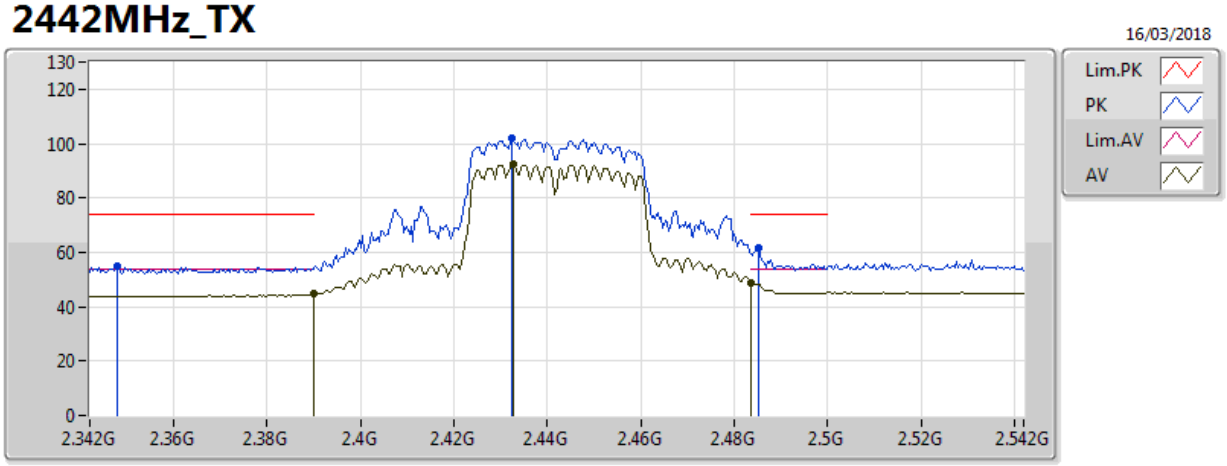

Type	Freq	Level	Limit	Margin	Factor	Dist	Condition	Azimuth	Height	Comments	Raw	AF	CL	PA
	(Hz)	(dBuV/m)	(dBuV/m)	(dB)	(dB)	(m)		(°)	(m)		(dBuV)	(dB)	(dB)	(dB)
AV	2.389998G	44.57	54.00	-9.43	32.45	3	Vertical	173	2.47	-	12.12	27.31	5.14	-
AV	2.483502G	49.00	54.00	-5.00	32.81	3	Vertical	173	2.47	-	16.19	27.56	5.25	-
AV	2.4328G	92.46	Inf	-Inf	32.61	3	Vertical	173	2.47	-	59.85	27.43	5.19	-
PK	2.348G	54.90	74.00	-19.10	32.29	3	Vertical	173	2.47	-	22.61	27.20	5.09	-
PK	2.4852G	61.39	74.00	-12.61	32.81	3	Vertical	173	2.47	-	28.58	27.56	5.25	-
PK	2.4324G	101.80	Inf	-Inf	32.61	3	Vertical	173	2.47	-	69.19	27.42	5.19	-

802.11n HT40_Nss1,(MCS0)_2TX

2442MHz_TX

16/03/2018

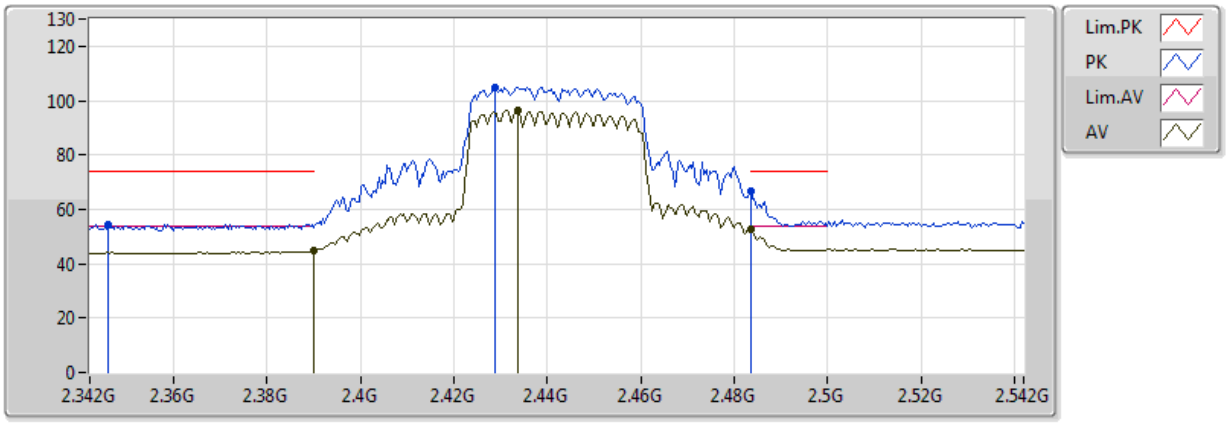

Type	Freq	Level	Limit	Margin	Factor	Dist	Condition	Azimuth	Height	Comments	Raw	AF	CL	PA
	(Hz)	(dBuV/m)	(dBuV/m)	(dB)	(dB)	(m)		(°)	(m)		(dBuV)	(dB)	(dB)	(dB)
AV	2.389998G	44.83	54.00	-9.17	32.45	3	Horizontal	213	2.42	-	12.38	27.31	5.14	-
AV	2.483502G	52.80	54.00	-1.20	32.81	3	Horizontal	213	2.42	-	19.99	27.56	5.25	-
AV	2.4336G	96.30	Inf	-Inf	32.62	3	Horizontal	213	2.42	-	63.68	27.43	5.19	-
PK	2.346G	54.39	74.00	-19.61	32.29	3	Horizontal	213	2.42	-	22.10	27.20	5.09	-
PK	2.483502G	66.61	74.00	-7.39	32.81	3	Horizontal	213	2.42	-	33.80	27.56	5.25	-
PK	2.4288G	104.87	Inf	-Inf	32.60	3	Horizontal	213	2.42	-	72.27	27.41	5.18	-

802.11n HT40_Nss1,(MCS0)_2TX

2447MHz_TX

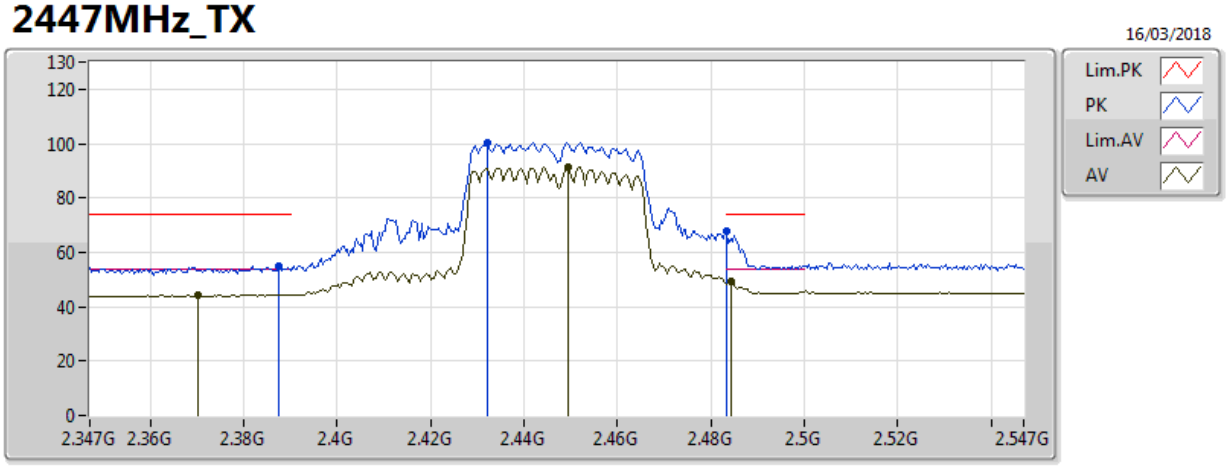

Type	Freq	Level	Limit	Margin	Factor	Dist	Condition	Azimuth	Height	Comments	Raw	AF	CL	PA
	(Hz)	(dBuV/m)	(dBuV/m)	(dB)	(dB)	(m)		(°)	(m)		(dBuV)	(dB)	(dB)	(dB)
AV	2.3702G	44.45	54.00	-9.55	32.37	3	Vertical	191	2.46	-	12.08	27.26	5.11	-
AV	2.4842G	49.34	54.00	-4.66	32.81	3	Vertical	191	2.46	-	16.53	27.56	5.25	-
AV	2.4494G	91.19	Inf	-Inf	32.68	3	Vertical	191	2.46	-	58.51	27.47	5.21	-
PK	2.3874G	55.04	74.00	-18.96	32.44	3	Vertical	191	2.46	-	22.60	27.31	5.13	-
PK	2.483502G	67.64	74.00	-6.36	32.81	3	Vertical	191	2.46	-	34.83	27.56	5.25	-
PK	2.4322G	100.30	Inf	-Inf	32.61	3	Vertical	191	2.46	-	67.69	27.42	5.19	-

802.11n HT40_Nss1,(MCS0)_2TX

2447MHz_TX

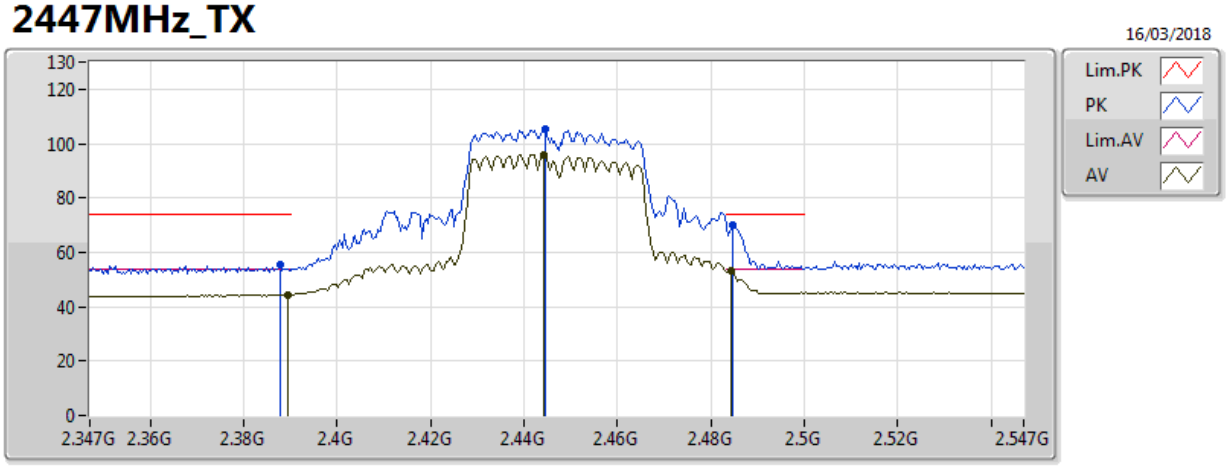

Type	Freq	Level	Limit	Margin	Factor	Dist	Condition	Azimuth	Height	Comments	Raw	AF	CL	PA
	(Hz)	(dBuV/m)	(dBuV/m)	(dB)	(dB)	(m)		(°)	(m)		(dBuV)	(dB)	(dB)	(dB)
AV	2.3894G	44.49	54.00	-9.51	32.45	3	Horizontal	2	2.41	-	12.04	27.31	5.14	-
AV	2.4842G	53.25	54.00	-0.75	32.81	3	Horizontal	2	2.41	-	20.44	27.56	5.25	-
AV	2.4442G	96.07	Inf	-Inf	32.66	3	Horizontal	2	2.41	-	63.41	27.45	5.20	-
PK	2.3878G	55.41	74.00	-18.59	32.45	3	Horizontal	2	2.41	-	22.96	27.31	5.14	-
PK	2.4846G	70.01	74.00	-3.99	32.81	3	Horizontal	2	2.41	-	37.20	27.56	5.25	-
PK	2.4446G	105.20	Inf	-Inf	32.66	3	Horizontal	2	2.41	-	72.54	27.46	5.20	-

802.11n HT40_Nss1,(MCS0)_2TX

2452MHz_TX

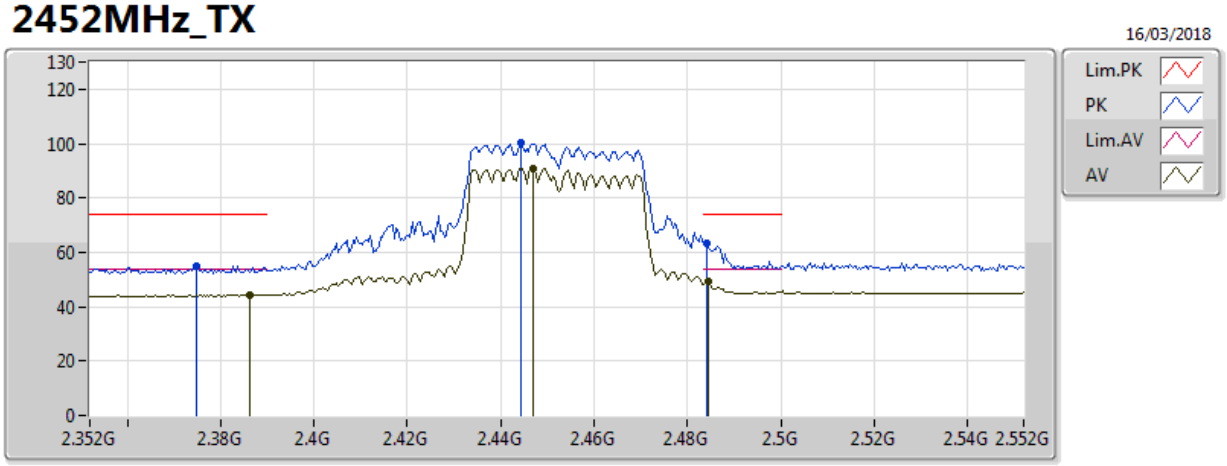

Type	Freq	Level	Limit	Margin	Factor	Dist	Condition	Azimuth	Height	Comments	Raw	AF	CL	PA
	(Hz)	(dBuV/m)	(dBuV/m)	(dB)	(dB)	(m)		(°)	(m)		(dBuV)	(dB)	(dB)	(dB)
AV	2.3864G	44.36	54.00	-9.64	32.43	3	Vertical	190	2.45	-	11.93	27.30	5.13	-
AV	2.4844G	49.11	54.00	-4.89	32.81	3	Vertical	190	2.45	-	16.30	27.56	5.25	-
AV	2.4468G	90.97	Inf	-Inf	32.67	3	Vertical	190	2.45	-	58.30	27.46	5.21	-
PK	2.3748G	54.92	74.00	-19.08	32.39	3	Vertical	190	2.45	-	22.53	27.27	5.12	-
PK	2.484G	63.30	74.00	-10.70	32.81	3	Vertical	190	2.45	-	30.49	27.56	5.25	-
PK	2.4444G	100.36	Inf	-Inf	32.66	3	Vertical	190	2.45	-	67.70	27.46	5.20	-

802.11n HT40_Nss1,(MCS0)_2TX

2452MHz_TX

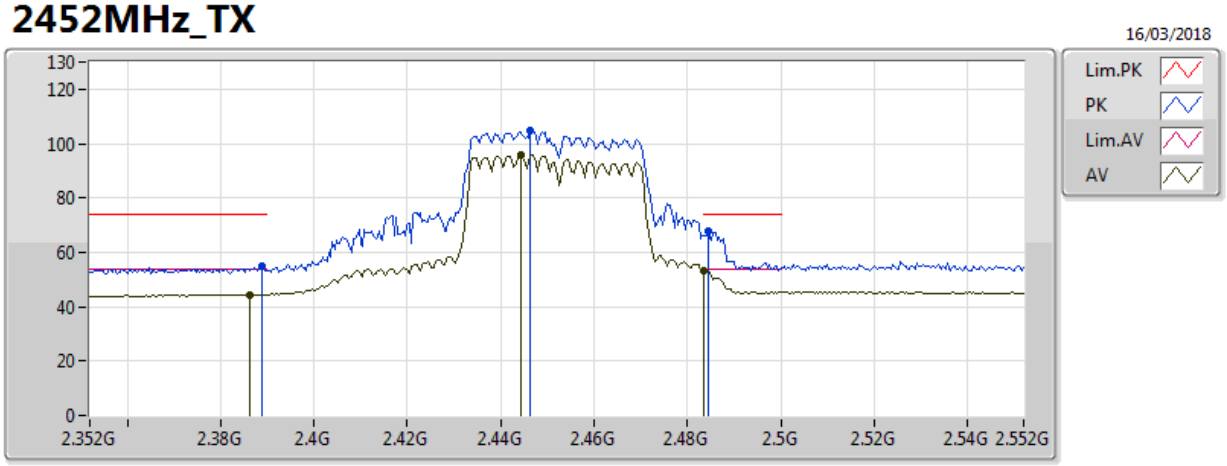

Type	Freq	Level	Limit	Margin	Factor	Dist	Condition	Azimuth	Height	Comments	Raw	AF	CL	PA
	(Hz)	(dBuV/m)	(dBuV/m)	(dB)	(dB)	(m)		(°)	(m)		(dBuV)	(dB)	(dB)	(dB)
AV	2.3864G	44.48	54.00	-9.52	32.43	3	Horizontal	2	2.41	-	12.05	27.30	5.13	-
AV	2.483502G	53.50	54.00	-0.50	32.81	3	Horizontal	2	2.41	-	20.69	27.56	5.25	-
AV	2.4444G	95.82	Inf	-Inf	32.66	3	Horizontal	2	2.41	-	63.16	27.46	5.20	-
PK	2.3888G	54.77	74.00	-19.23	32.45	3	Horizontal	2	2.41	-	22.32	27.31	5.14	-
PK	2.4844G	68.00	74.00	-6.00	32.81	3	Horizontal	2	2.41	-	35.19	27.56	5.25	-
PK	2.4464G	104.52	Inf	-Inf	32.67	3	Horizontal	2	2.41	-	71.85	27.46	5.21	-

802.11n HT40_Nss1,(MCS0)_2TX

2452MHz_TX

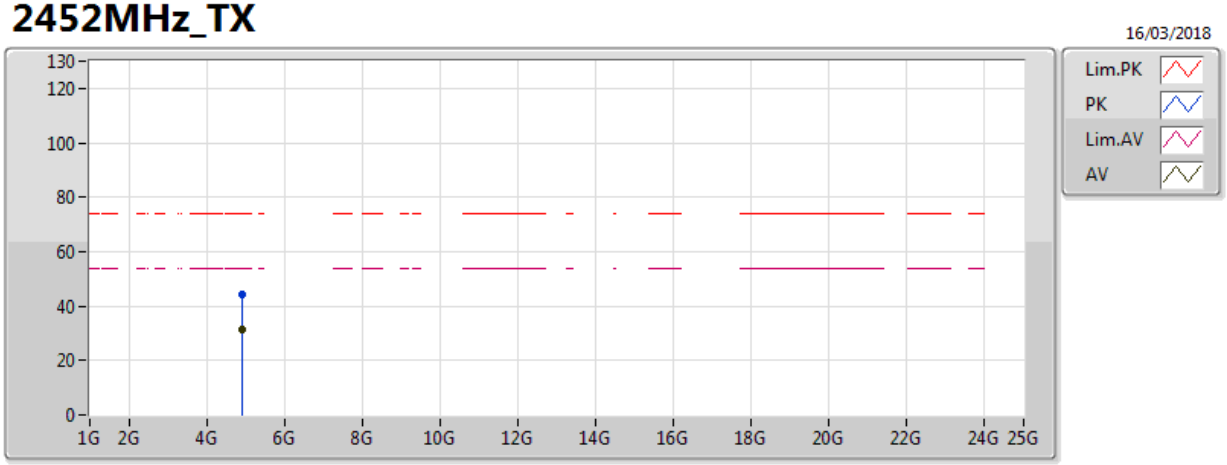

Type	Freq	Level	Limit	Margin	Factor	Dist	Condition	Azimuth	Height	Comments	Raw	AF	CL	PA
	(Hz)	(dBuV/m)	(dBuV/m)	(dB)	(dB)	(m)		(°)	(m)		(dBuV)	(dB)	(dB)	(dB)
AV	4.904G	31.24	54.00	-22.76	3.31	3	Vertical	259	1.50	-	27.93	31.43	6.45	34.57
PK	4.9198G	44.40	74.00	-29.60	3.34	3	Vertical	259	1.50	-	41.06	31.46	6.45	34.57

802.11n HT40_Nss1,(MCS0)_2TX

2452MHz_TX

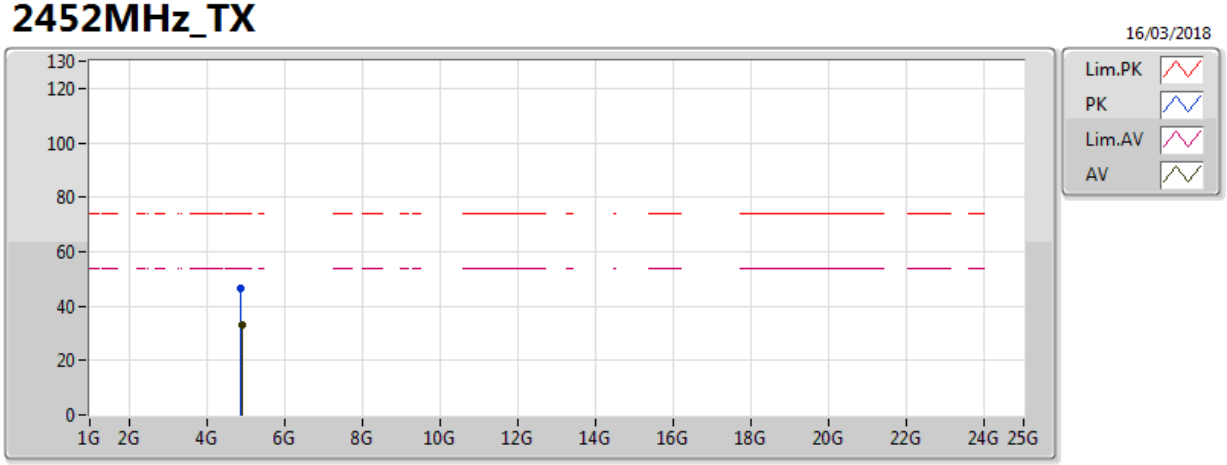

Type	Freq	Level	Limit	Margin	Factor	Dist	Condition	Azimuth	Height	Comments	Raw	AF	CL	PA
	(Hz)	(dBuV/m)	(dBuV/m)	(dB)	(dB)	(m)		(°)	(m)		(dBuV)	(dB)	(dB)	(dB)
AV	4.9016G	32.83	54.00	-21.17	3.30	3	Horizontal	359	1.01	-	29.53	31.42	6.45	34.57
PK	4.895G	46.29	74.00	-27.71	3.29	3	Horizontal	359	1.01	-	43.00	31.41	6.45	34.57

Summary

Mode	Result	Type	Freq (Hz)	Level (dBuV/m)	Limit (dBuV/m)	Margin (dB)	Factor (dB)	Dist (m)	Condition	Azimuth (°)	Height (m)	Comments
2.4-2.4835GHz	-	-	-	-	-	-	-	-	-	-	-	-
802.11n HT40_Nss1,(MCS0)_2TX	Pass	PK	35.82M	34.55	40.00	-5.45	-16.27	3	Vertical	0	1.00	-

Result

Mode	Result	Type	Freq (Hz)	Level (dBuV/m)	Limit (dBuV/m)	Margin (dB)	Factor (dB)	Dist (m)	Condition	Azimuth (°)	Height (m)	Comments
802.11n HT40_Nss1,(MCS0)_2TX	-	-	-	-	-	-	-	-	-	-	-	-
2437MHz	Pass	PK	74.62M	25.97	40.00	-14.03	-24.78	3	Horizontal	360	1.00	-
2437MHz	Pass	PK	173.56M	37.06	43.50	-6.44	-20.94	3	Horizontal	360	1.00	-
2437MHz	Pass	PK	249.22M	36.75	46.00	-9.25	-17.25	3	Horizontal	360	1.00	-
2437MHz	Pass	PK	319.06M	37.85	46.00	-8.15	-16.38	3	Horizontal	360	1.00	-
2437MHz	Pass	PK	402.48M	35.93	46.00	-10.07	-13.92	3	Horizontal	360	1.00	-
2437MHz	Pass	PK	520.82M	31.97	46.00	-14.03	-12.12	3	Horizontal	360	1.00	-
2437MHz	Pass	PK	35.82M	34.55	40.00	-5.45	-16.27	3	Vertical	0	1.00	-
2437MHz	Pass	PK	173.56M	28.80	43.50	-14.70	-20.94	3	Vertical	0	1.00	-
2437MHz	Pass	PK	288.02M	37.69	46.00	-8.31	-16.89	3	Vertical	0	1.00	-
2437MHz	Pass	PK	365.62M	26.51	46.00	-19.49	-15.06	3	Vertical	0	1.00	-
2437MHz	Pass	PK	462.62M	29.47	46.00	-16.53	-12.67	3	Vertical	0	1.00	-
2437MHz	Pass	PK	613.94M	36.12	46.00	-9.88	-10.46	3	Vertical	0	1.00	-

802.11n HT40_Nss1,(MCS0)_2RX

2437MHz_adapter

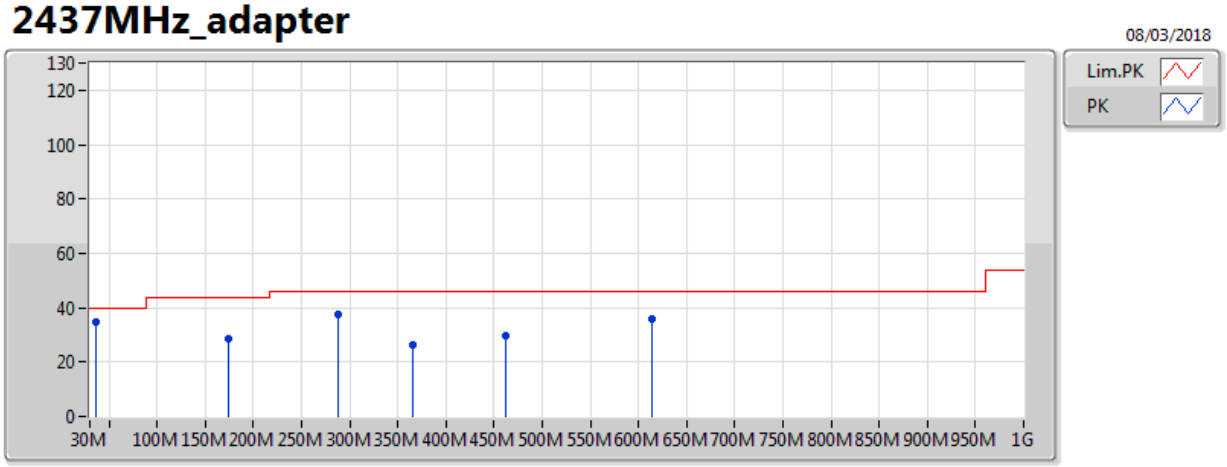

Type	Freq	Level	Limit	Margin	Factor	Dist	Condition	Azimuth	Height	Comments	Raw	AF	CL	PA
	(Hz)	(dBuV/m)	(dBuV/m)	(dB)	(dB)	(m)		(°)	(m)		(dBuV)	(dB)	(dB)	(dB)
PK	35.82M	34.55	40.00	-5.45	-16.27	3	Vertical	0	1.00	-	50.82	20.65	0.36	37.28
PK	173.56M	28.80	43.50	-14.70	-20.94	3	Vertical	0	1.00	-	49.74	14.55	1.00	36.49
PK	288.02M	37.69	46.00	-8.31	-16.89	3	Vertical	0	1.00	-	54.58	18.16	1.37	36.43
PK	365.62M	26.51	46.00	-19.49	-15.06	3	Vertical	0	1.00	-	41.57	20.00	1.50	36.55
PK	462.62M	29.47	46.00	-16.53	-12.67	3	Vertical	0	1.00	-	42.14	22.58	1.56	36.81
PK	613.94M	36.12	46.00	-9.88	-10.46	3	Vertical	0	1.00	-	46.58	25.09	1.67	37.21

802.11n HT40_Nss1,(MCS0)_2RX

2437MHz_adapter

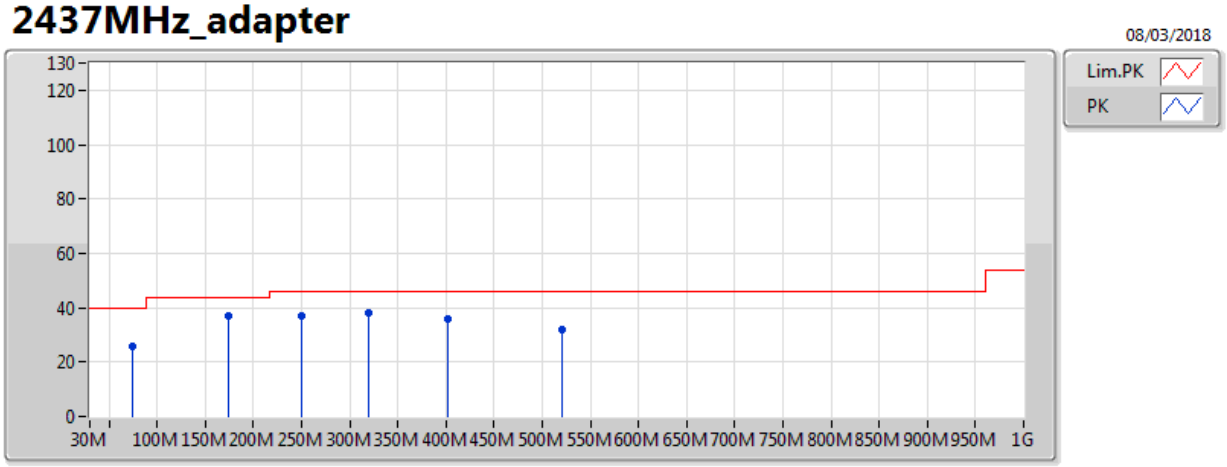

Type	Freq	Level	Limit	Margin	Factor	Dist	Condition	Azimuth	Height	Comments	Raw	AF	CL	PA
	(Hz)	(dBuV/m)	(dBuV/m)	(dB)	(dB)	(m)		(°)	(m)		(dBuV)	(dB)	(dB)	(dB)
PK	74.62M	25.97	40.00	-14.03	-24.78	3	Horizontal	360	1.00	-	50.75	11.71	0.49	36.98
PK	173.56M	37.06	43.50	-6.44	-20.94	3	Horizontal	360	1.00	-	58.00	14.55	1.00	36.49
PK	249.22M	36.75	46.00	-9.25	-17.25	3	Horizontal	360	1.00	-	54.00	17.90	1.26	36.41
PK	319.06M	37.85	46.00	-8.15	-16.38	3	Horizontal	360	1.00	-	54.23	18.63	1.46	36.47
PK	402.48M	35.93	46.00	-10.07	-13.92	3	Horizontal	360	1.00	-	49.85	21.18	1.52	36.62
PK	520.82M	31.97	46.00	-14.03	-12.12	3	Horizontal	360	1.00	-	44.09	23.25	1.61	36.97

Summary

Mode	Result	Type	Freq (Hz)	Level (dBuV/m)	Limit (dBuV/m)	Margin (dB)	Factor (dB)	Dist (m)	Condition	Azimuth (°)	Height (m)	Comments
2.4-2.4835GHz	-	-	-	-	-	-	-	-	-	-	-	-
802.11n HT40_Nss1,(MCS0)_2TX	Pass	AV	3.238G	32.60	54.00	-21.40	2.34	3	Horizontal	360	1.00	-

Result

Mode	Result	Type	Freq (Hz)	Level (dBuV/m)	Limit (dBuV/m)	Margin (dB)	Factor (dB)	Dist (m)	Condition	Azimuth (°)	Height (m)	Comments
802.11n HT40_Nss1,(MCS0)_2TX	-	-	-	-	-	-	-	-	-	-	-	-
2437MHz	Pass	AV	2.074G	28.44	54.00	-25.56	-1.63	3	Horizontal	360	1.00	-
2437MHz	Pass	PK	2.074G	42.14	74.00	-31.86	-1.63	3	Horizontal	360	1.00	-
2437MHz	Pass	AV	2.302G	29.06	54.00	-24.94	-0.65	3	Vertical	0	1.00	-
2437MHz	Pass	PK	2.302G	42.58	74.00	-31.42	-0.65	3	Vertical	0	1.00	-
2437MHz	Pass	AV	1.294G	26.42	54.00	-27.58	-4.81	3	Horizontal	360	1.00	-
2437MHz	Pass	AV	3.238G	32.60	54.00	-21.40	2.34	3	Horizontal	360	1.00	-
2437MHz	Pass	PK	1.294G	40.17	74.00	-33.83	-4.81	3	Horizontal	360	1.00	-
2437MHz	Pass	PK	3.238G	45.34	74.00	-28.66	2.34	3	Horizontal	360	1.00	-
2437MHz	Pass	AV	1.87G	28.00	54.00	-26.00	-2.37	3	Vertical	0	1.00	-
2437MHz	Pass	AV	3.616G	32.47	54.00	-21.53	3.03	3	Vertical	0	1.00	-
2437MHz	Pass	PK	1.87G	41.61	74.00	-32.39	-2.37	3	Vertical	0	1.00	-
2437MHz	Pass	PK	3.616G	45.83	74.00	-28.17	3.03	3	Vertical	0	1.00	-

802.11n HT40_Nss1,(MCS0)_2RX

2437MHz_RX

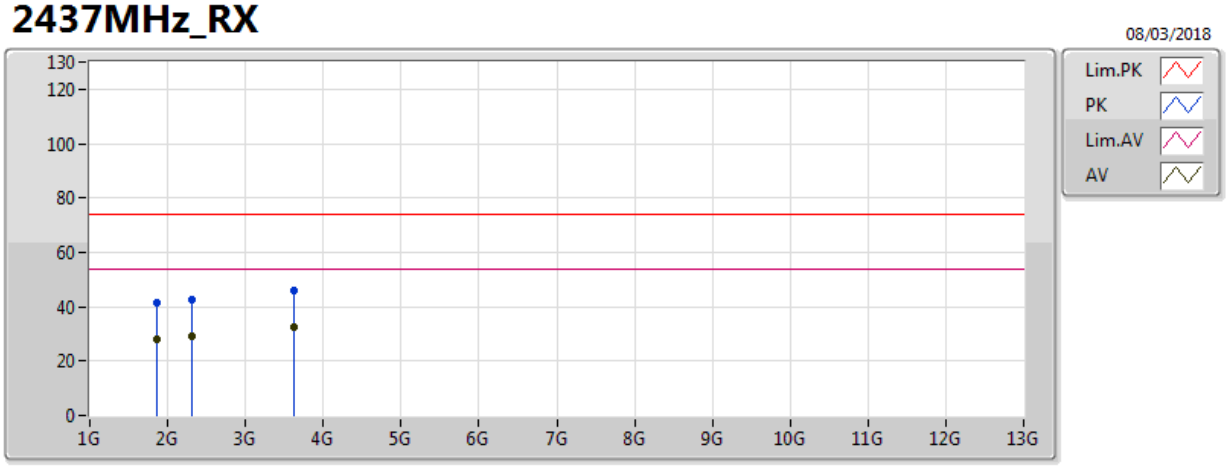

Type	Freq	Level	Limit	Margin	Factor	Dist	Condition	Azimuth	Height	Comments	Raw	AF	CL	PA
	(Hz)	(dBuV/m)	(dBuV/m)	(dB)	(dB)	(m)		(°)	(m)		(dBuV)	(dB)	(dB)	(dB)
AV	1.87G	28.00	54.00	-26.00	-2.37	3	Vertical	0	1.00	-	30.36	25.77	6.97	35.11
AV	2.302G	29.06	54.00	-24.94	-0.65	3	Vertical	0	1.00	-	29.71	26.75	7.76	35.16
AV	3.616G	32.47	54.00	-21.53	3.03	3	Vertical	0	1.00	-	29.44	28.83	9.48	35.29
PK	1.87G	41.61	74.00	-32.39	-2.37	3	Vertical	0	1.00	-	43.98	25.77	6.97	35.11
PK	2.302G	42.58	74.00	-31.42	-0.65	3	Vertical	0	1.00	-	43.23	26.75	7.76	35.16
PK	3.616G	45.83	74.00	-28.17	3.03	3	Vertical	0	1.00	-	42.80	28.83	9.48	35.29

802.11n HT40_Nss1,(MCS0)_2RX

2437MHz_RX

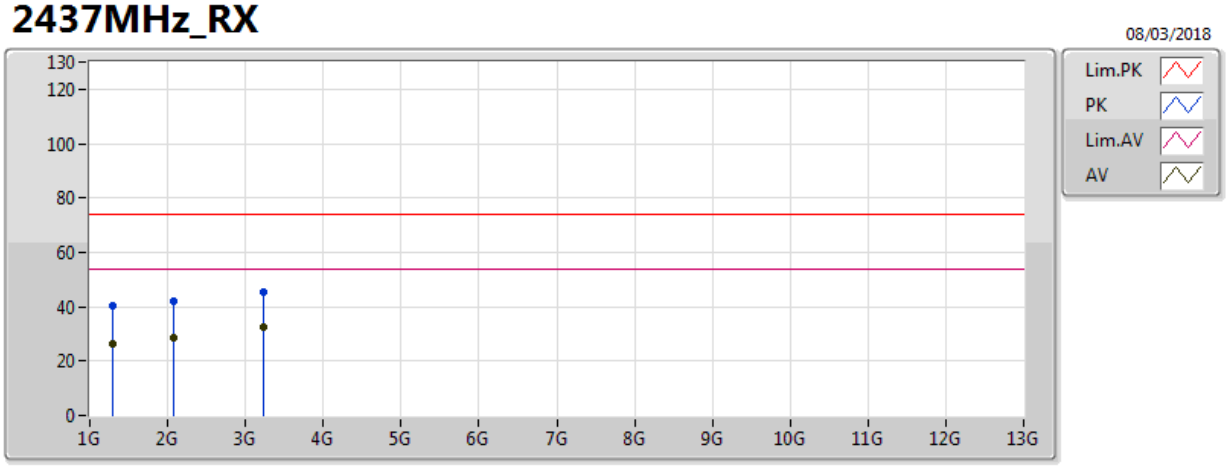

Type	Freq	Level	Limit	Margin	Factor	Dist	Condition	Azimuth	Height	Comments	Raw	AF	CL	PA
	(Hz)	(dBuV/m)	(dBuV/m)	(dB)	(dB)	(m)		(°)	(m)		(dBuV)	(dB)	(dB)	(dB)
AV	1.294G	26.42	54.00	-27.58	-4.81	3	Horizontal	360	1.00	-	31.23	24.99	5.87	35.66
AV	2.074G	28.44	54.00	-25.56	-1.63	3	Horizontal	360	1.00	-	30.07	26.11	7.34	35.08
AV	3.238G	32.60	54.00	-21.40	2.34	3	Horizontal	360	1.00	-	30.26	28.60	9.09	35.34
PK	1.294G	40.17	74.00	-33.83	-4.81	3	Horizontal	360	1.00	-	44.98	24.99	5.87	35.66
PK	2.074G	42.14	74.00	-31.86	-1.63	3	Horizontal	360	1.00	-	43.77	26.11	7.34	35.08
PK	3.238G	45.34	74.00	-28.66	2.34	3	Horizontal	360	1.00	-	43.00	28.60	9.09	35.34