Test Report

Date : 2026-01-23
No. : DM25110069

Applicant : Dongguan City Dasheng Electronic Technology Co.,Ltd
No 8, Songbaikeng Road, Qiaozi Village, Changping Town,
Dongguan City, Guangdong Province, P.R.China

Supplier / Manufacturer : Dongguan City Dasheng Electronic Technology Co.,Ltd
No 8, Songbaikeng Road, Qiaozi Village, Changping Town,
Dongguan City, Guangdong Province, P.R.China

Description of Sample(s) : Submitted sample(s) said to be

Product:	Wireless Active Speaker
Brand Name:	/
Model No.:	ASP-020
Identification Code:	214-260007

Date Samples Received : 2025-11-13

Date Tested : 2026-01-04 to 2026-01-07

Statement : The measurements and test results shown in this test report were made in accordance with the procedures and found in compliance with the limit given in Item 19 of Article 2 Paragraph 1, MIC Notice No.88 Appendix No.43. The test equipment used to perform the test is calibrated and traceable to International system of units (SI) or other recognized National metrology institute.

Remarks : 2.4G Wireless (GFSK)

Test by Susu

STC (GUANGDONG) COMPANY LIMITED

LONG Yun Jian, Along
Authorized Signatory

This report shall be not be reproduced unless with prior written approval from STC (Guangdong) Company Limited
For Conditions of Issuance of this test report, please refer to the overleaf and Website.

CONTENT:

	Cover	Page 1 of 27
	Content	Page 2 of 27
1.0	**General Details**	
1.1	Equipment Under Test [EUT]	Page 3 of 27
	Description of Sample(s)	Page 3 of 27
1.2	Date of Order	Page 3 of 27
1.3	Submitted Sample(s)	Page 3 of 27
1.4	Test Duration	Page 3 of 27
1.5	Country of Origin	Page 3 of 27
1.6	RF Module Details	Page 4 of 27
1.7	Antenna Details	Page 4 of 27
2.0	**Technical Details**	
2.1	Table for Carrier Frequencies	Page 5 of 27
2.2	Test Standards and Results Summary	Page 6 of 27
2.3	Table for Test Modes	Page 7 of 27
3.0	**Test Results**	
	Measurements - Results	Page 8-22 of 27
3.1	Antenna Power and Tolerances for Antenna Power	
3.2	Frequency Tolerance	
3.3	Occupied Frequency Bandwidth	
3.4	Transmitter Spurious Emissions (conducted)	
3.5	Secondary Radiated Emissions	
3.6	Interference prevention function	
	Appendix A	
	List of Measurement Equipment	Page 23 of 27
	Appendix B	
	Photograph(s) of Product	Page 24-27 of 27

This report shall be not be reproduced unless with prior written approval from STC (Guangdong) Company Limited
For Conditions of Issuance of this test report, please refer to the overleaf and Website.

1.0 General Details

1.1 Equipment Under Test [EUT] Description of Sample(s)

Submitted sample(s) said to be

Product:	Wireless Active Speaker
Manufacturer:	Dongguan City Dasheng Electronic Technology Co.,Ltd No 8, Songbaikeng Road, Qiaozi Village, Changping Town, Dongguan City, Guangdong Province, P.R.China
Brand Name:	/
Model Number:	ASP-020
Rating:	5.0Vd.c. by adapter

The AC/DC adapter was provided by the applicant with following details:
Brand name: N/A; Model no.: TM-K005VG-00501000PH-06
Input:100-240V~50/60Hz 0.2A, Output: DC 5V 1000mA 5W MAX

1.2 Date of Order

2025-11-13

1.3 Submitted Sample(s):

1 Sample

1.4 Test Duration

2026-01-04 to 2026-01-07

1.5 Country of Origin

China

This report shall be not be reproduced unless with prior written approval from STC (Guangdong) Company Limited
For Conditions of Issuance of this test report, please refer to the overleaf and Website.

1.6 RF Module Details

Frequency Range:	2402-2480MHz		
Channel Number:	40		
Modulation:	GFSK		
Duty Cycle:	Up to 100%		
ID Code:	0xC7, 0xF4, 0x27, 0xE6, 0x2F, 0xD8		
Operating mode:	Continuous		
Power Source:		Input voltage	RF module voltage
	Voltage (nom):	5.0Vd.c	3.6Vd.c
	Extreme high:	5.5Vd.c	3.6Vd.c
	Extreme low:	4.5Vd.c	3.6Vd.c

Remark:
--

1.7 Antenna Details

Antenna Type: PCB antenna
Antenna Gain: -0.68 dBi

This report shall be not be reproduced unless with prior written approval from STC (Guangdong) Company Limited
For Conditions of Issuance of this test report, please refer to the overleaf and Website.

2.0 Technical Details

2.1 Table for Carrier Frequencies

Frequency Band	Channel No.	Frequency
2400-2483.5MHz	0	2402MHz
	1	2404MHz
	:	:
	19	2440MHz
	20	2442MHz
	21	2444MHz
	:	:
	38	2478MHz
	39	2480MHz

This report shall be not be reproduced unless with prior written approval from STC (Guangdong) Company Limited
For Conditions of Issuance of this test report, please refer to the overleaf and Website.

2.2 Test Standards and Results Summary Tables

Applied Standard: Item 19 of Article 2 Paragraph 1				
Clause	Description of Test	Test Result		
		Pass	Fail	N/A
3.2(2)	Antenna Power	☒	☐	☐
3.2(3)	Tolerances for Antenna Power	☒	☐	☐
3.2(4)	Frequency Tolerance	☒	☐	☐
3.2(7)	Occupied Frequency Bandwidth	☒	☐	☐
3.2(6)	Spurious Emissions	☒	☐	☐
3.3(1)	Secondary Radiated Emissions	☐	☐	☒
3.4.1	Interference prevention function	☒	☐	☐

Test Items	Uncertainty	Remark
99% & 90% Bandwidth	±0.8 dB	Confidence levels of 95%
Frequency Tolerance	$\pm 8.5 \times 10^{-8}$	Confidence levels of 95%
Antenna Power	±0.6dB	Confidence levels of 95%
TX-RX Spurious Emissions	±0.5dB	Confidence levels of 95%
Temperature	±0.7°C	Confidence levels of 95%
Humidity	±3.2%	Confidence levels of 95%
DC/AC Power Source	±1.4%	Confidence levels of 95%

This report shall be not be reproduced unless with prior written approval from STC (Guangdong) Company Limited
For Conditions of Issuance of this test report, please refer to the overleaf and Website.

2.3 Table for Test Modes

Preliminary tests were performed in different data rate to find the worst radiated emission. The data rate shown in the table below is the worst-case rate with respect to the specific test item.
Investigation has been done on all the possible configurations for searching the worst cases.

The fixed frequency program is in the internal IC, and there is no software operation or no power level setting.

The following table is a list of the test modes shown in this test report.

Test Items	Mode	Data Rate	Channel
Frequency Error	Un-modulation	-	0/19/39
Occupied Bandwidth (99%)	GFSK	-	0/19/39
Unwanted Emission Intensity	GFSK	-	0/19/39
Antenna Power Error	GFSK	-	0/19/39
Limitation of Emission of Receiver	GFSK	-	0/19/39
Radio Interference Prevention Capability	GFSK	-	0/19/39

This report shall be not be reproduced unless with prior written approval from STC (Guangdong) Company Limited
For Conditions of Issuance of this test report, please refer to the overleaf and Website.

3.0 Test Results

3.1 Antenna Power and Tolerances for Antenna Power

Ambient temperature 25.8°C Relative humidity 55.6%

3.1.1 Limit

Item	Limits
Antenna Power Density	≤3mW/MHz (FH from 2427 – 2470.75MHz) ≤10mW/MHz (OFDM, DS from 2400 – 2483.5MHz) ≤10mW (Other from 2400 – 2483.5MHz)
Tolerances for Antenna Power	+20%, -80% (Base on manufacture declare antenna power density)

3.1.2 Test Procedures

(1) Connect each EUT's antenna output to power sensor by RF cable and attenuator.
(2) For adaptive equipment, the measurement duration shall be long enough to ensure a minimum number of bursts (at least 10) is captured.
Note: The cable loss and attenuator loss have been put into spectrum analyzer as amplitude offset.

3.1.3 Test Setup

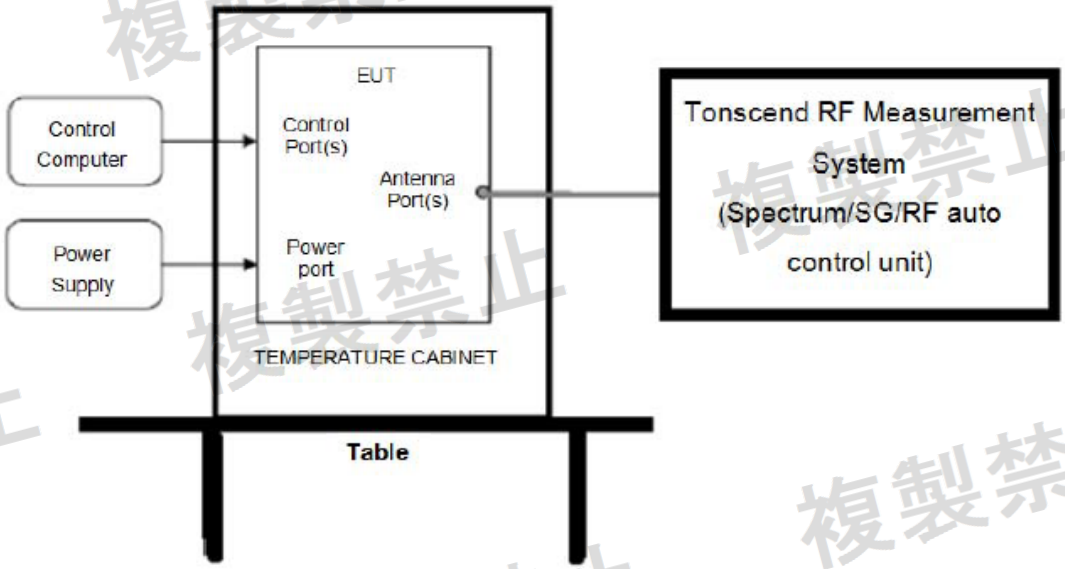

This report shall be not be reproduced unless with prior written approval from STC (Guangdong) Company Limited
For Conditions of Issuance of this test report, please refer to the overleaf and Website.

3.1.4 Test Result

(GFSK)

	Measured		Tolerances (%)	Declared power (mW)	Limit (mW)
	dBm	mW			
2402	2.43	1.749847	-12.508	2.0	10
2440	2.92	1.958845	-2.058	2.0	10
2480	2.83	1.918669	-4.067	2.0	10

This report shall be not be reproduced unless with prior written approval from STC (Guangdong) Company Limited
For Conditions of Issuance of this test report, please refer to the overleaf and Website.

3.2 Frequency Tolerance

Ambient temperature 25.8°C Relative humidity 55.6%

3.2.1 Limit

Item	Limits
Frequency Tolerance	+/- 50*10^{-6} or less 50ppm

3.2.2 Test Procedures

(1) Connected the EUT's antenna port to the Spectrum Analyzer by suitable attenuator, set the Spectrum Analyzer as below:
Centre Frequency: The centre frequency of the channel under test
Resolution BW: 10 kHz
Video BW: 10 kHz
Span Frequency: 500KHz
Detector: Peak
Trace Mode: Max Hold
(2) When the trace is complete, find the peak value of the power envelope and record the frequency.

3.2.3 Test Setup

Spectrum Analyzer — Attenuator — EUT and Assistant System

3.2.4 Test Result: PASS

Mode	Frequency (MHz)	Result			Limit (ppm)
		Measured (MHz)	Tolerance (kHz)	Tolerance (ppm)	
TX mode	2402	2402.04269	42.69	17.77	≤50
	2440	2440.04269	42.69	17.50	≤50
	2480	2480.04269	42.69	17.21	≤50

This report shall be not be reproduced unless with prior written approval from STC (Guangdong) Company Limited
For Conditions of Issuance of this test report, please refer to the overleaf and Website.

2402MHz

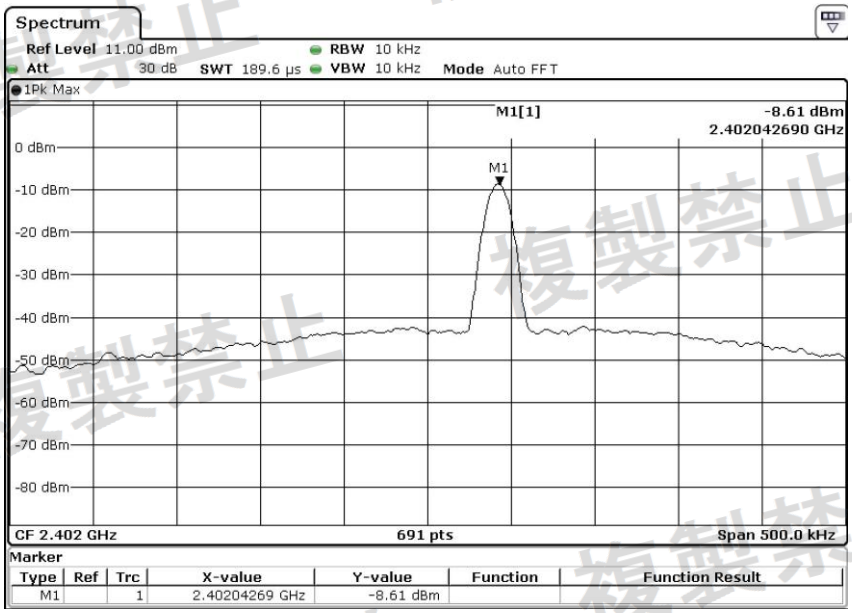

2440MHz

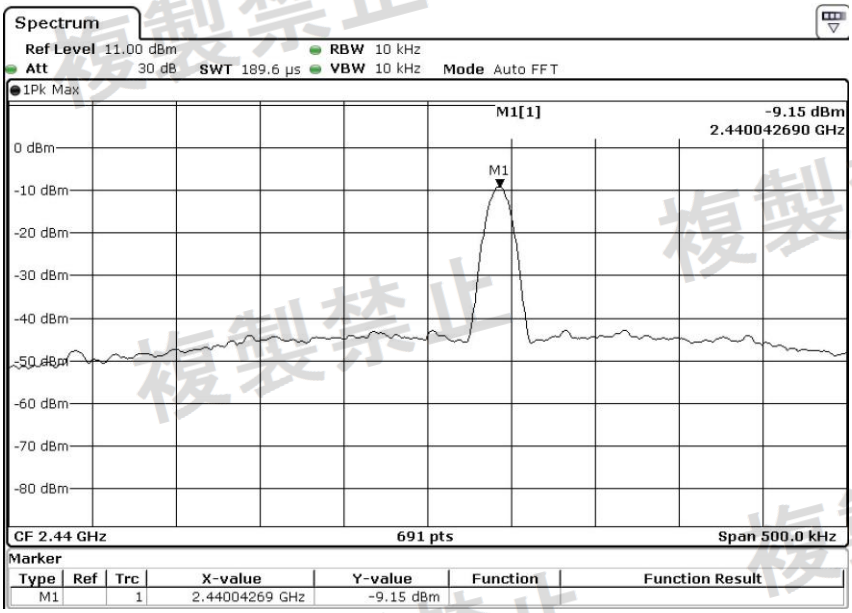

This report shall be not be reproduced unless with prior written approval from STC (Guangdong) Company Limited
For Conditions of Issuance of this test report, please refer to the overleaf and Website.

2480MHz

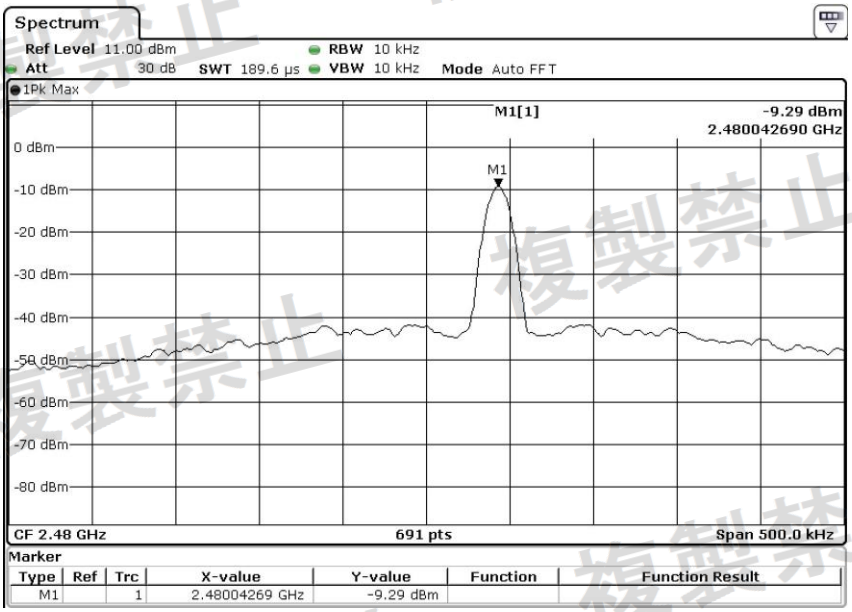

This report shall be not be reproduced unless with prior written approval from STC (Guangdong) Company Limited
For Conditions of Issuance of this test report, please refer to the overleaf and Website.

3.3 Occupied Frequency Bandwidth

Ambient temperature 25.8°C Relative humidity 55.6%

3.3.1 Limit

Permissible value for occupied bandwidth using the FH system, a hybrid system combining DS and FH systems, or a hybrid system combining FH and OFDM systems shall be 83.5 MHz or less, while necessary bandwidth (minimum occupied bandwidth sufficient to ensure information transmission of required quality at a required transmission rate for the system used under specified conditions for a given emission type) using a system other than any of the above shall be 26 MHz or less.

3.3.2 Test Procedures

(1) Connected the EUT's antenna port to the Spectrum Analyzer by suitable attenuator, set the Spectrum Analyzer as below:
Centre Frequency: The centre frequency of the channel under test
Hopping off:
Resolution BW: 30 kHz
Video BW: 30 kHz
Hopping on:
Resolution BW: 1MHz
Video BW: 1MHz
Span: Wide enough to cover the complete power envelope of the signal of the EUT
Detector: Peak
Trace Mode: Max Hold
(2) When the trace is complete, measure the occupied bandwidth (99% bandwidth) with spectrum analyzer's bandwidth measure function.

3.3.3 Test Setup

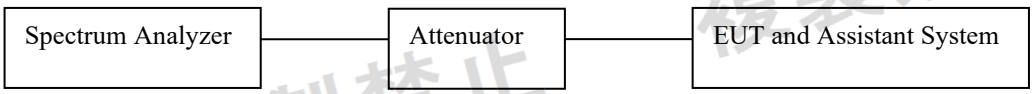

This report shall be not be reproduced unless with prior written approval from STC (Guangdong) Company Limited
For Conditions of Issuance of this test report, please refer to the overleaf and Website.

3.3.4 Test Result: PASS

	Frequency (MHz)	Result (MHz)	Limit (MHz)
(GFSK)	2402	1.01591	26
	2440	1.02026	
	2480	1.02026	

(GFSK) 2402MHz

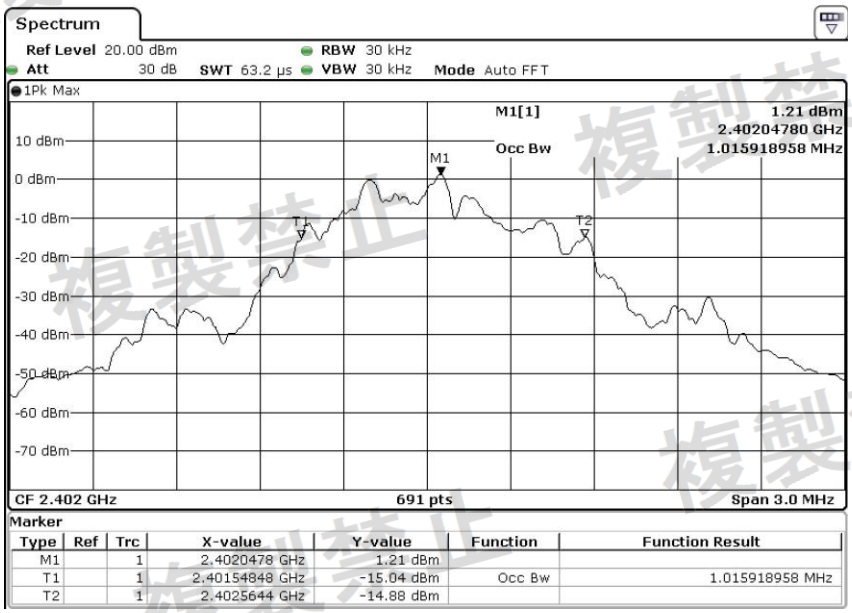

This report shall be not be reproduced unless with prior written approval from STC (Guangdong) Company Limited
For Conditions of Issuance of this test report, please refer to the overleaf and Website.

(GFSK) 2440MHz

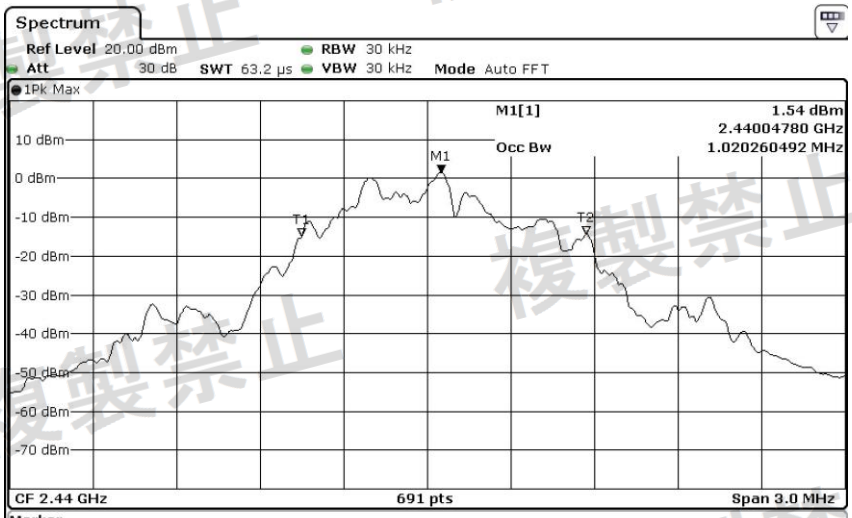

Marker

Type	Ref	Trc	X-value	Y-value	Function	Function Result
M1		1	2.4400478 GHz	1.54 dBm		
T1		1	2.43954848 GHz	-14.75 dBm	Occ Bw	1.020260492 MHz
T2		1	2.44056874 GHz	-14.37 dBm		

(GFSK) 2480MHz

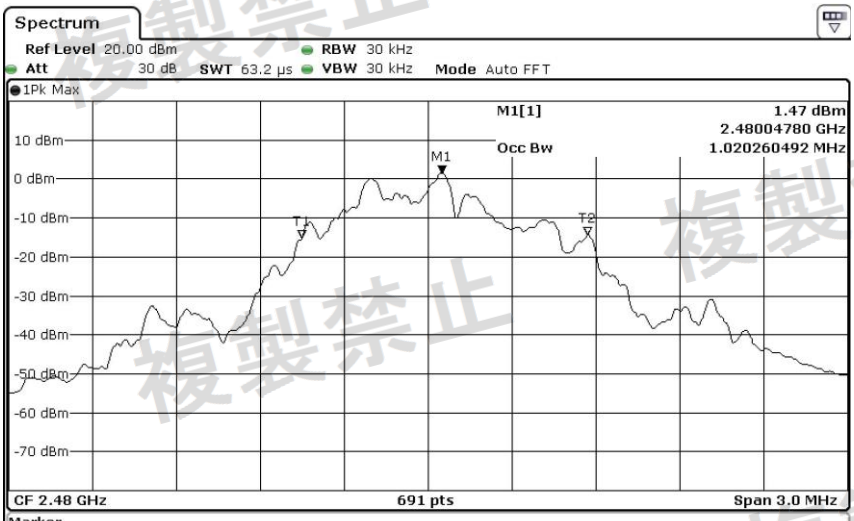

Marker

Type	Ref	Trc	X-value	Y-value	Function	Function Result
M1		1	2.4800478 GHz	1.47 dBm		
T1		1	2.47954848 GHz	-15.08 dBm	Occ Bw	1.020260492 MHz
T2		1	2.48056874 GHz	-14.46 dBm		

This report shall be not be reproduced unless with prior written approval from STC (Guangdong) Company Limited
For Conditions of Issuance of this test report, please refer to the overleaf and Website.

3.4 Transmitter Spurious Emissions (conducted)

Ambient temperature 25.8°C Relative humidity 55.6%

3.4.1 Limit

Permissible mean power of spurious emission of each frequency supplied to a feeder, that is, mean power of spurious emission in the 1 MHz bandwidth at frequency f other than frequency band used shall be as follows:

a. 2,387MHz ≤ f ≤ 2,400MHz and 2,483.5MHz < f ≤ 2,496.5MHz 25 μW or less
b. 2,387MHz > f and 2,496.5MHz < f 2.5 μW or less

3.4.2 Test Procedures

(1) Connected the EUT's antenna port to the Spectrum Analyzer by suitable attenuator, set the Spectrum Analyzer as below:

Below 1GHz
Resolution BW: 100kHz
Video BW: 100kHz
Detector: Peak
Trace Mode: Max Hold

Over 1GHz
Resolution BW: 1MHz
Video BW: 1MHz
Detector: Peak
Trace Mode: Max Hold

(2) All the emissions from 30MHz to 13GHz were measured and record.

3.4.3 Test Setup

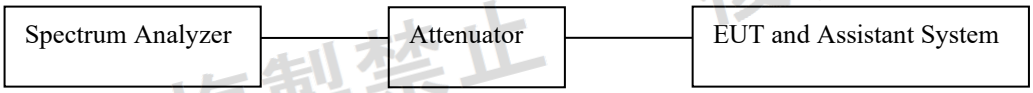

This report shall be not be reproduced unless with prior written approval from STC (Guangdong) Company Limited
For Conditions of Issuance of this test report, please refer to the overleaf and Website.

3.4.4 Test Result: PASS

GFSK

Test Frequency (MHz)	Frequency Range (MHz)	Frequency (GHz)	Result (dBm)	Limit
2402	30-1000	0.47763909	-71.29	≤2.5μW(-26dBm)
	1000-2387	2.38163	-45.80	
	2387-2400	2.40000	-23.41	≤25μW(-16dBm)
	2483.5-2496.5	2.48581	-61.06	
	2496.5-13000	9.62016	-43.49	≤2.5μW(-26dBm)
2440	30-1000	0.47902282	-70.43	≤2.5μW(-26dBm)
	1000-2387	2.34453	-55.49	
	2387-2400	2.39221	-49.19	≤25μW(-16dBm)
	2483.5-2496.5	2.48798	-50.54	
	2496.5-13000	9.72416	-43.09	≤2.5μW(-26dBm)
2480	30-1000	0.47902282	-71.83	≤2.5μW(-26dBm)
	1000-2387	2.38440	-54.33	
	2387-2400	2.39586	-62.92	≤25μW(-16dBm)
	2483.5-2496.5	2.48365	-38.24	
	2496.5-13000	9.93215	-39.77	≤2.5μW(-26dBm)

Lowest Channel (2402MHz) GFSK
30MHz-13GHz

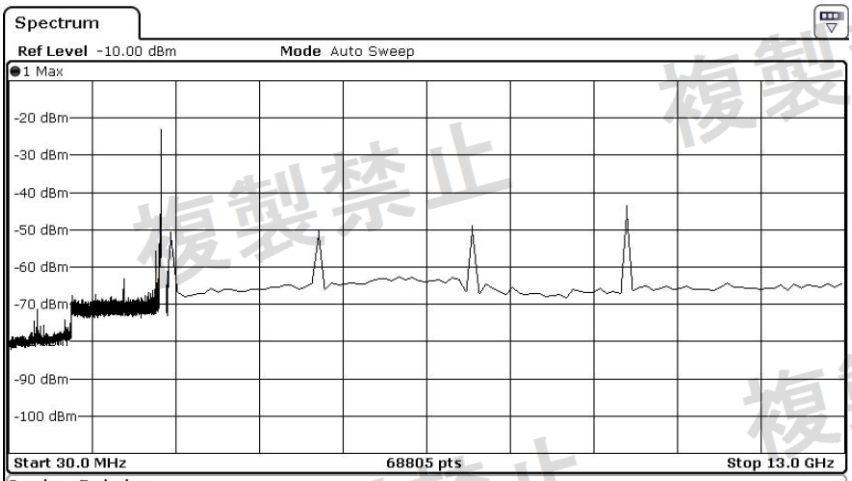

Spurious Emissions

Range Low	Range Up	RBW	Frequency	Power Abs	ΔLimit
30.000 MHz	1.000 GHz	100.000 kHz	477.63909 MHz	-71.29 dBm	
1.000 GHz	2.387 GHz	1.000 MHz	2.38163 GHz	-45.80 dBm	
2.387 GHz	2.400 GHz	1.000 MHz	2.40000 GHz	-23.41 dBm	
2.484 GHz	2.497 GHz	1.000 MHz	2.48581 GHz	-61.06 dBm	
2.497 GHz	13.000 GHz	1.000 MHz	9.62016 GHz	-43.49 dBm	

This report shall be not be reproduced unless with prior written approval from STC (Guangdong) Company Limited
For Conditions of Issuance of this test report, please refer to the overleaf and Website.

Middle Channel (2440MHz) GFSK
30MHz-13GHz

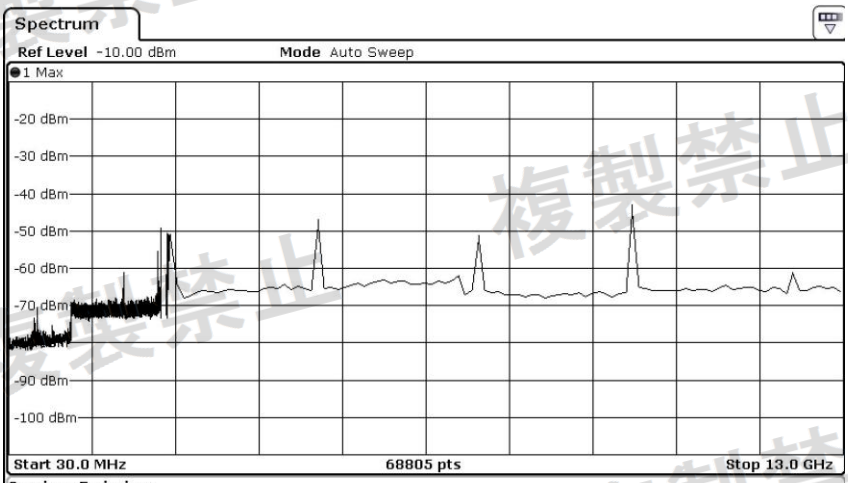

Spurious Emissions

Range Low	Range Up	RBW	Frequency	Power Abs	ΔLimit
30.000 MHz	1.000 GHz	100.000 kHz	479.02282 MHz	-70.43 dBm	
1.000 GHz	2.387 GHz	1.000 MHz	2.34453 GHz	-55.49 dBm	
2.387 GHz	2.400 GHz	1.000 MHz	2.39221 GHz	-49.19 dBm	
2.484 GHz	2.497 GHz	1.000 MHz	2.48798 GHz	-50.54 dBm	
2.497 GHz	13.000 GHz	1.000 MHz	9.72416 GHz	-43.09 dBm	

High Channel (2480MHz) GFSK
30MHz-1GHz

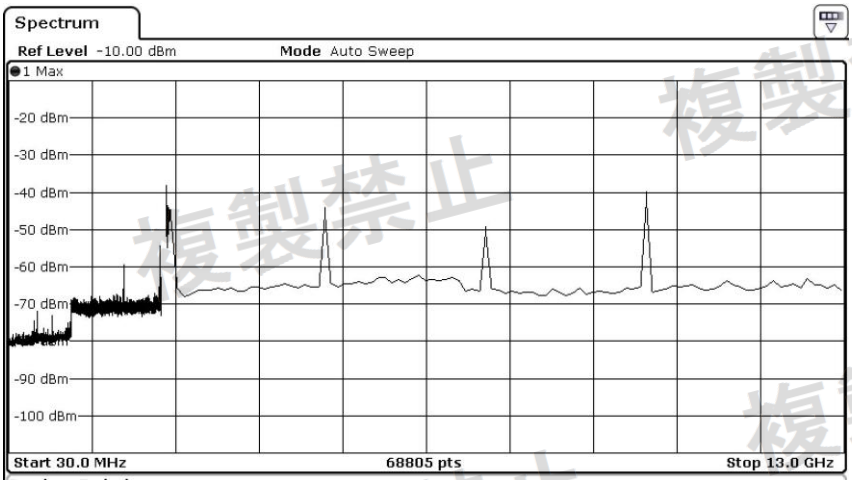

Spurious Emissions

Range Low	Range Up	RBW	Frequency	Power Abs	ΔLimit
30.000 MHz	1.000 GHz	100.000 kHz	479.02282 MHz	-71.83 dBm	
1.000 GHz	2.387 GHz	1.000 MHz	2.38440 GHz	-54.33 dBm	
2.387 GHz	2.400 GHz	1.000 MHz	2.39586 GHz	-62.92 dBm	
2.484 GHz	2.497 GHz	1.000 MHz	2.48365 GHz	-38.24 dBm	
2.497 GHz	13.000 GHz	1.000 MHz	9.93215 GHz	-39.77 dBm	

This report shall be not be reproduced unless with prior written approval from STC (Guangdong) Company Limited
For Conditions of Issuance of this test report, please refer to the overleaf and Website.

3.5 Secondary Radiated Emissions

Ambient temperature 25.8°C Relative humidity 55.6%

3.5.1 Limit

The limit on secondary emissions radiated from the receiving equipment within which the function of other radio equipment will not be impaired shall be, in terms of the power of a dummy antenna circuit that has the same electrical constant as the receiving antenna, 4 nW or less at a frequency below 1 GHz and 20 nW or less at a frequency of 1 GHz or higher as measured using the circuit.

3.5.2 Test Procedures

(1) Connected the EUT's antenna port to the Spectrum Analyzer by suitable attenuator, set the Spectrum Analyzer as below:
Resolution BW: 100 kHz for frequency below 1GHz and 1MHz for frequency above 1GHz
Video BW: 100 kHz for frequency below 1GHz and 1MHz for frequency above 1GHz
Detector: RMS
Trace Mode: Max Hold
(2) All the emissions from 30MHz to 13GHz were measured and record.

3.5.3 Test Setup

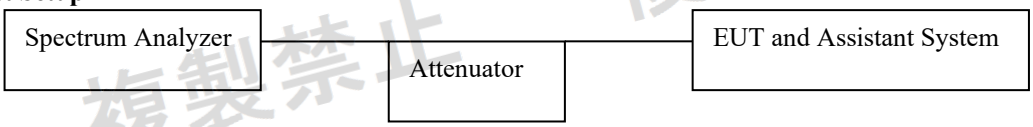

3.5.4 Test Result: PASS

GFSK 1Mbps

Test Frequency (MHz)	Frequency Range (MHz)	Frequency (MHz)	Result (dBm)	Limit
2402	30-1000	0.09572753	-60.02	≤4nW(-54dBm)
	1000-13000	2.43814	-61.76	≤20nW(-47dBm)
2440	30-1000	0.09572753	-60.31	≤4nW(-54dBm)
	1000-13000	1.81730	-61.17	≤20nW(-47dBm)
2480	30-1000	0.09572753	-59.89	≤4nW(-54dBm)
	1000-13000	6.94601	-62.47	≤20nW(-47dBm)

This report shall be not be reproduced unless with prior written approval from STC (Guangdong) Company Limited
For Conditions of Issuance of this test report, please refer to the overleaf and Website.

Lowest Channel (2402MHz) GFSK
30MHz-13GHz

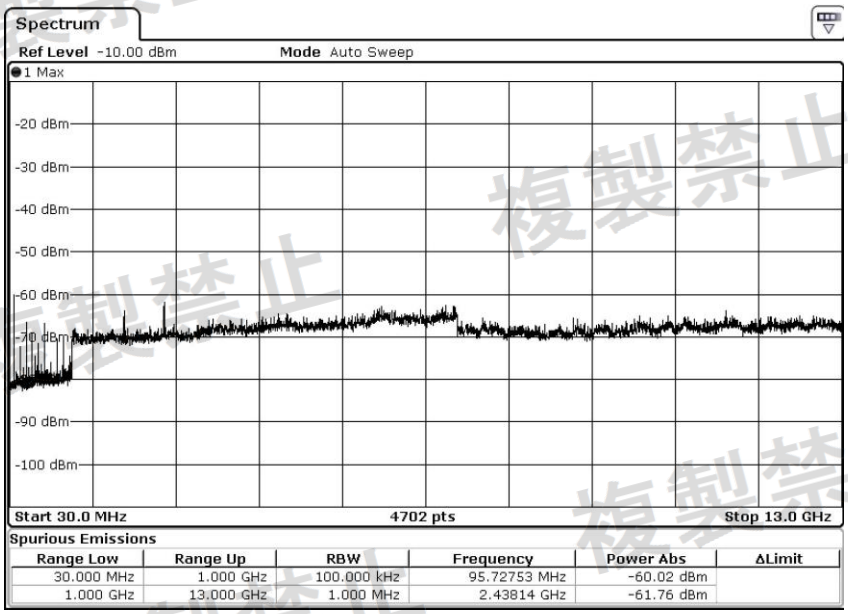

Spurious Emissions

Range Low	Range Up	RBW	Frequency	Power Abs	ΔLimit
30.000 MHz	1.000 GHz	100.000 kHz	95.72753 MHz	-60.02 dBm	
1.000 GHz	13.000 GHz	1.000 MHz	2.43814 GHz	-61.76 dBm	

Middle Channel (2440MHz) GFSK
30MHz-13GHz

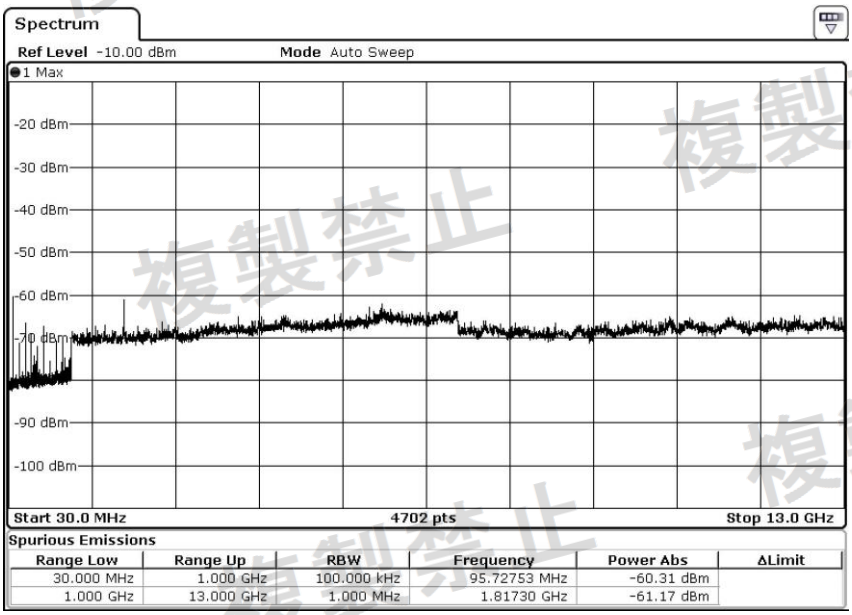

Spurious Emissions

Range Low	Range Up	RBW	Frequency	Power Abs	ΔLimit
30.000 MHz	1.000 GHz	100.000 kHz	95.72753 MHz	-60.31 dBm	
1.000 GHz	13.000 GHz	1.000 MHz	1.81730 GHz	-61.17 dBm	

This report shall be not be reproduced unless with prior written approval from STC (Guangdong) Company Limited
For Conditions of Issuance of this test report, please refer to the overleaf and Website.

High Channel (2480MHz) GFSK
30MHz-13GHz

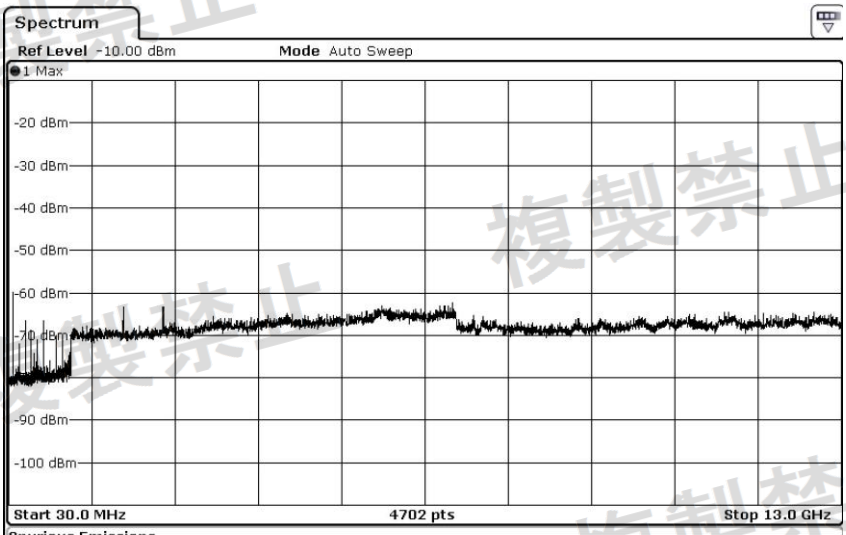

Spurious Emissions

Range Low	Range Up	RBW	Frequency	Power Abs	ΔLimit
30.000 MHz	1.000 GHz	100.000 kHz	95.72753 MHz	-59.89 dBm	
1.000 GHz	13.000 GHz	1.000 MHz	6.94601 GHz	-62.47 dBm	

This report shall be not be reproduced unless with prior written approval from STC (Guangdong) Company Limited
For Conditions of Issuance of this test report, please refer to the overleaf and Website.

3.6 Interference prevention function

Ambient temperature 25.8°C Relative humidity 55.6%

3.6.1 Measurement system diagram

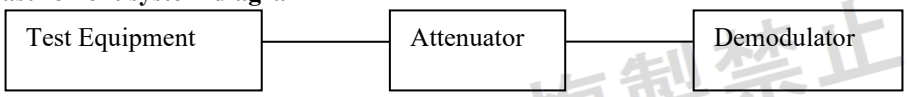

a. When transmitting identification code
b. Condition of measuring instrument
Demodulator must be able to demodulate the transmitting signal emitted by test equipment and to indicate the identification code.
c. Condition of test equipment mode of normal use.

3.6.2 Measuring operation procedure

When test equipment has the function to transmit identification code automatically:
a. Transmit the predetermined identification code from test equipment.
b. Confirm the transmitted identification code by demodulator.
ID code: 0xC7, 0xF4, 0x27, 0xE6, 0x2F, 0xD8

3.6.3 Test result: Pass

The unit does meet the requirements.

This report shall be not be reproduced unless with prior written approval from STC (Guangdong) Company Limited
For Conditions of Issuance of this test report, please refer to the overleaf and Website.

APPENDIX A

List of Measurement Equipment

EQP NO.	DESCRIPTION	MANUFACTURER	MODEL NO.	SERIAL NO.	CALIBRATION COMPANY	DUE CAL
EMD161	SIGNAL ANALYZER	ROHDE & SCHWARZ	FSV	101438	CEPREI Calibration and Testing Centre	2026-07-03
EMD162	8-PORT MODULES FOR SWITCH UNITS	ROHDE & SCHWARZ	OSP-B157W8	100942	CEPREI Calibration and Testing Centre	2026-07-03
EMD-S13	RF TEST SOFTWARE	ROHDE & SCHWARZ	EMC32	V10.40.0.10	N/A	N/A
N/A	RF CABLE	JUNFLON	J12J103539-00-2	JAN-31-18-011	N/A	N/A
EMD100	THERMOHYGROGRAPH	SATO KEIRYOKI MFG.CO.,LTD.	7210-00	1633581	CEPREI Calibration and Testing Centre	2026-11-13
ESD350	DC POWER SUPPLY	GWINSTEK	GPR-3060D	EK922727	CEPREI Calibration and Testing Centre	2026-03-12

Remark:
N/A Not Applicable

This report shall be not be reproduced unless with prior written approval from STC (Guangdong) Company Limited
For Conditions of Issuance of this test report, please refer to the overleaf and Website.

APPENDIX B

View of The Product

View of The Product

This report shall be not be reproduced unless with prior written approval from STC (Guangdong) Company Limited
For Conditions of Issuance of this test report, please refer to the overleaf and Website.

Photograph (S) Of Product

View of The Product

Inside View of The Product

This report shall be not be reproduced unless with prior written approval from STC (Guangdong) Company Limited
For Conditions of Issuance of this test report, please refer to the overleaf and Website.

Photograph (S) Of Product

Inner Circuit Bottom View



Inner Circuit Bottom View



This report shall be not be reproduced unless with prior written approval from STC (Guangdong) Company Limited
For Conditions of Issuance of this test report, please refer to the overleaf and Website.

Photograph (S) Of Product

Test Setup



******* End of Test Report *******

This report shall be not be reproduced unless with prior written approval from STC (Guangdong) Company Limited
For Conditions of Issuance of this test report, please refer to the overleaf and Website.

Conditions of Issuance of Test Reports

1. All samples and goods are accepted by The STC (Guangdong) Company Limited (the "Company") solely for testing and reporting in accordance with the following terms and conditions. The Company provides its services on the basis that such terms and conditions constitute express agreement between the Company and any person, firm or company requesting its services (the "Clients").

2. Any report issued by the Company as a result of this application for testing service (the "Report") shall be issued in confidence to the Clients and the Report will be strictly treated as such by the Company. It may not be reproduced either in its entirety or in part and it may not be used for advertising or other unauthorized purposes without the written consent of the Company. The Clients to whom the Report is issued may, however, show or send it, or a certified copy thereof prepared by the Company to his customer, supplier or other persons directly concerned. Subject to clause 3, the Company will not, without the consent of the Clients, enter into any discussion or correspondence with any third party concerning the contents of the Report, unless required by the relevant governmental authorities, laws or court orders.

3. The Company shall be at liberty to disclose the testing-related documents and/or files anytime to any third-party accreditation and/or recognition bodies for audit or other related purposes. No liabilities whatsoever shall attach to the Company's act of disclosure.

4. The Company shall not be called or be liable to be called to give evidence or testimony on the Report in a court of law without its prior written consent, unless required by the relevant governmental authorities, laws or court orders.

5. The results in the Report apply only to the sample as received and do not apply to the bulk, unless the sampling has been carried out by the Company and is stated as such in the Report. The Clients provide the sample's relevant information, and the Company will not be liable for or accept responsibility for the truth of the sample information.

6. When a statement of conformity to a specification or standard is provided, the ILAC-G8 Guidance document (and/or IEC Guide 115 in the electrotechnical sector) with 95% coverage probability will be adopted as a decision rule for the determination of conformity unless it is inherent in the requested specification or standard, or otherwise specified in the Report.

7. In the event of the improper use the report as determined by the Company, the Company reserves the right to withdraw it, and to adopt any other additional remedies which may be appropriate.

8. Sample submitted for testing are accepted on the understanding that the Report issued cannot form the basis of, or be the instrument for, any legal action against the Company.

9. The Company will not be liable for or accept responsibility for any loss or damage howsoever arising from the use of information contained in any of its Reports or in any communication whatsoever about its said tests or investigations.

10. Clients wishing to use the Report in court proceedings or arbitration shall inform the Company to that effect prior to submitting the sample for testing.

11. Subject to the variable length of retention time for test data and report stored hereinto as to otherwise specifically required by individual accreditation authorities, the Company will only keep the supporting test data and information of this test report for a period of six years. The data and information will be disposed of after the aforementioned retention period has elapsed. Under no circumstances shall we provide any data and information which has been disposed of after the retention period. Under no circumstances shall we be liable for damages of any kind, including (but not limited to) compensatory damages, lost profits, lost data, or any form of special, incidental, indirect, consequential or punitive damages of any kind, whether based on breach of contract of warranty, tort (including negligence), product liability or otherwise, even if we are informed in advance of the possibility of such damages.

12. Issuance records of the Report are available on the internet at www.gdstc.group. Further enquiry of validity or verification of the Reports should be addressed to the Company.

複製禁止