NCC Test Report

Equipment	:	網路攝影機
Brand Name	:	**Cisco Systems, Inc.**
Model Name	:	**MV22-HW**
Applicant	:	台灣思科系統股份有限公司 台北市信義路四段 **460** 號 **12** 樓
Manufacturer	:	**Cisco Systems** **170 West Tasman Drive San Jose, CA. 95134 United States**
Standard	:	**LP0002 Section 4.7 (2018-01-10)**

The product was received on May 11, 2018, and testing was started from May 16, 2018 and completed on May 22, 2018. We, SPORTON INTERNATIONAL INC. EMC & Wireless Communications Laboratory, would like to declare that the tested sample has been evaluated in accordance with the procedures given in ANSI C63.10-2013 and shown compliance with the applicable technical standards.

The report must not be used by the client to claim product certification, approval, or endorsement by TAF or any agency of government.

The test results in this report apply exclusively to the tested model / sample. Without written approval of SPORTON INTERNATIONAL INC. EMC & Wireless Communications Laboratory, the test report shall not be reproduced except in full.

Approved by: Allen Lin

SPORTON INTERNATIONAL INC. EMC & Wireless Communications Laboratory

No. 52, Huaya 1st Rd., Guishan Dist., Taoyuan City, Taiwan (R.O.C.)

Table of Contents

HISTORY OF THIS TEST REPORT **3**

SUMMARY OF TEST RESULT **4**

1 GENERAL DESCRIPTION **5**

1.1 Information 5
1.2 Testing Applied Standards 8
1.3 Testing Location Information 8
1.4 Measurement Uncertainty 8

2 TEST CONFIGURATION OF EUT **9**

2.1 Test Condition 9
2.2 Test Channel Mode 9
2.3 The Worst Case Measurement Configuration 11
2.4 Support Equipment 12
2.5 Test Setup Diagram 13

3 TRANSMITTER TEST RESULT **15**

3.1 AC Power-line Conducted Emissions 15
3.2 Emission Bandwidth 17
3.3 Maximum Conducted Output Power 18
3.4 Peak Power Spectral Density 20
3.5 Unwanted Emissions 22
3.6 Receiver Radiated Unwanted Emissions 26
3.7 Test Equipment and Calibration Data 30

APPENDIX A. TEST RESULTS OF AC POWER-LINE CONDUCTED EMISSIONS

APPENDIX B. TEST RESULTS OF EMISSION BANDWIDTH

APPENDIX C. TEST RESULTS OF MAXIMUM CONDUCTED OUTPUT POWER

APPENDIX D. TEST RESULTS OF PEAK POWER SPECTRAL DENSITY

APPENDIX E. TEST RESULTS OF UNWANTED EMISSIONS

APPENDIX F. TEST RESULTS OF RADIATED EMISSION CO-LOCATION

TEST SETUP PHOTOS V01

PHOTOGRAPHS OF EUT V01

History of this test report

Report No.	Version	Description	Issued Date
TR851622AN	01	Initial issue of report	Aug. 17, 2018

Summary of Test Result

Report Clause	Ref. Std. Clause	Test Items	Result (PASS/FAIL)	Remark
1.1.2	4.7.8	Antenna Requirement	PASS	-
3.1	2.3	AC Power-line Conducted Emissions	PASS	-
3.2	4.7.3	Emission Bandwidth	PASS	-
3.3	4.7.3	Maximum Conducted Output Power	PASS	-
3.4	4.7.3	Peak Power Spectral Density	PASS	-
3.5	4.7.4	Unwanted Emissions	PASS	-
3.6	2.11	Receiver Radiated Unwanted Emissions	PASS	-

Reviewed by: Jeremy Lin

Report Producer: Debby Hung

1 General Description

1.1 Information

1.1.1 RF General Information

Frequency Range (MHz)	IEEE Std. 802.11	Ch. Frequency (MHz)	Channel Number
5150-5250	a, n (HT20), ac (VHT20)	5180-5240	36-48 [4]
5250-5350		5260-5320	52-64 [4]
5470-5725		5500-5700	100-140 [11]
straddle 5725		5720	144 [1]
5725-5850		5745-5825	149-165 [5]
5150-5250	n (HT40), ac (VHT40)	5190-5230	38-46 [2]
5250-5350		5270-5310	54-62 [2]
5470-5725		5510-5670	102-134 [5]
straddle 5725		5710	142 [1]
5725-5850		5755-5795	151-159 [2]
5150-5250	ac (VHT80)	5210	42 [1]
5250-5350		5290	58 [1]
5470-5725		5530-5610	106-122 [2]
straddle 5725		5690	138 [1]
5725-5850		5775	155 [1]

Band	Mode	BWch (MHz)	Nant
5.15-5.25GHz	802.11a	20	1TX
5.25-5.35GHz	802.11a	20	1TX
5.47-5.725GHz	802.11a	20	1TX
5.725-5.85GHz	802.11a	20	1TX
5.15-5.25GHz	802.11ac VHT20	20	1TX
5.25-5.35GHz	802.11ac VHT20	20	1TX
5.47-5.725GHz	802.11ac VHT20	20	1TX
5.725-5.85GHz	802.11ac VHT20	20	1TX
5.15-5.25GHz	802.11ac VHT40	40	1TX
5.25-5.35GHz	802.11ac VHT40	40	1TX
5.47-5.725GHz	802.11ac VHT40	40	1TX
5.725-5.85GHz	802.11ac VHT40	40	1TX
5.15-5.25GHz	802.11ac VHT80	80	1TX
5.25-5.35GHz	802.11ac VHT80	80	1TX

Band	Mode	BWch (MHz)	Nant
5.47-5.725GHz	802.11ac VHT80	80	1TX
5.725-5.85GHz	802.11ac VHT80	80	1TX

Note:
- 11a, HT20 and HT40 use a combination of OFDM-BPSK, QPSK, 16QAM, 64QAM modulation.
- VHT20, VHT40, VHT80 use a combination of OFDM-BPSK, QPSK, 16QAM, 64QAM, 256QAM modulation.
- BWch is the nominal channel bandwidth.

1.1.2 Antenna Information

Ant.	Brand	Model Name	Antenna Type	Connector
1	ARISTOTLE	RFA-25-AP609-DB1	PIFA Antenna	I-PEX
2	ARISTOTLE	RFA-25-AP609-DB2	Dipole Antenna	I-PEX

Ant.	Gain (dBi)		
	2.4G	5G	BT
1	-1.27	-1.07	-1.27
2	-1.12	-1.29	-

For 2.4 GHz function:

For IEEE 802.11b/g/n mode (1TX/1RX)

The EUT support diversity function, Ant. 1 or Ant. 2 can be used as transmitting/receiving antenna.

For 5 GHz function:

For IEEE 802.11a/n mode (1TX/1RX)

The EUT support diversity function, Ant. 1 or Ant. 2 can be used as transmitting/receiving antenna.

For Bluetooth function:

For Bluetooth mode (1TX/1RX)
Only Ant. 1 can be used as transmitting/receiving antenna.

1.1.3 EUT Information

Operational Condition				
EUT Power Type	From PoE			
EUT Function	☐	Outdoor	☒	Indoor
	☐	Fixed P2P	☐	Client
Beamforming Function	☐	With beamforming	☒	Without beamforming
Weather Band	☒	With 5600~5650MHz	☐	Without 5600~5650MHz

Type of EUT		
☒	Stand-alone	
☐	Combined (EUT where the radio part is fully integrated within another device)	
	Combined Equipment - Brand Name / Model No.:	…
☐	Plug-in radio (EUT intended for a variety of host systems)	
	Host System - Brand Name / Model No.:	…
☐	Other:	

1.1.4 Mode Test Duty Cycle

Mode	DC	DCF(dB)	T(s)	VBW(Hz) ≥ 1/T
802.11a	0.863	0.64	1.366m	1k
802.11ac VHT20	0.824	0.841	976.875u	3k
802.11ac VHT40	0.681	1.669	493.125u	3k
802.11ac VHT80	0.527	2.782	250u	10k

1.2 Testing Applied Standards

According to the specifications of the manufacturer, the EUT must comply with the requirements of the following standards:

- NCC LP0002 (2018-01-10)
- ANSI C63.10-2013
- KDB 789033 D02 v02r01
- ANSI C63.4-2014

1.3 Testing Location Information

Testing Location						
☒	HWA YA	ADD	:	No. 52, Huaya 1st Rd., Guishan Dist., Taoyuan City, Taiwan (R.O.C.)		
		TEL	:	886-3-327-3456	FAX :	886-3-327-0973
☐	JHUBEI	ADD	:	No.8, Ln. 724, Bo'ai St., Zhubei City, Hsinchu County, Taiwan (R.O.C.)		
		TEL	:	886-3-656-9065	FAX :	886-3-656-9085

Test Condition	Test Site No.	Test Engineer	Test Environment	Test Date
RF Conducted	TH06-HY	Tim	25.5°C / 63%	16/May/2018
Radiated (Mode 1)	03CH09-HY	Jerry	24.5°C / 55%	22/May/2018
Radiated (Mode 2)	03CH09-HY	Jerry	24.5°C / 60%	22/May/2018
AC Conduction	CO04-HY	Daniel	23.8°C / 53%	16/May/2018

1.4 Measurement Uncertainty

ISO/IEC 17025 requires that an estimate of the measurement uncertainties associated with the emissions test results be included in the report. The measurement uncertainties given below are based on a 95% confidence level (based on a coverage factor (k=2)

Test Items	Uncertainty	Remark
Conducted Emission (150kHz ~ 30MHz)	3.6 dB	Confidence levels of 95%
Radiated Emission (9kHz ~ 30MHz)	3.0 dB	Confidence levels of 95%
Radiated Emission (30MHz ~ 1,000MHz)	4.3 dB	Confidence levels of 95%
Radiated Emission (1GHz ~ 18GHz)	3.9 dB	Confidence levels of 95%
Radiated Emission (18GHz ~ 40GHz)	3.5 dB	Confidence levels of 95%
Conducted Emission	1.3 dB	Confidence levels of 95%
Temperature	0.7 °C	Confidence levels of 95%
Humidity	4 %	Confidence levels of 95%

2 Test Configuration of EUT

2.1 Test Condition

Condition Item	Abbreviation/Remark	Remark
RF Conducted	Abbreviation	Remark
TnomVnom	Tnom	20°C
-	Vnom	120V

2.2 Test Channel Mode

Test Software Version	QRCT V3.0.210.0

Mode	PowerSetting
802.11a_Nss1,(6Mbps)_1TX	-
5180MHz	21
5200MHz	21
5240MHz	21
5260MHz	21
5300MHz	21
5320MHz	20
5500MHz	18
5580MHz	21
5700MHz	16
5720MHz Straddle 5.47-5.725GHz	21
5720MHz Straddle 5.725-5.85GHz	21
5745MHz	21
5785MHz	21
5825MHz	21
802.11ac VHT20_Nss1,(MCS0)_1TX	-
5180MHz	20
5200MHz	21
5240MHz	21
5260MHz	21
5300MHz	21
5320MHz	19
5500MHz	17.5
5580MHz	21
5700MHz	17

Mode	PowerSetting
5720MHz Straddle 5.47-5.725GHz	21
5720MHz Straddle 5.725-5.85GHz	21
5745MHz	21
5785MHz	21
5825MHz	21
802.11ac VHT40_Nss1,(MCS0)_1TX	-
5190MHz	17.5
5230MHz	21
5270MHz	21
5310MHz	16.5
5510MHz	17
5550MHz	21
5670MHz	20
5710MHz Straddle 5.47-5.725GHz	21
5710MHz Straddle 5.725-5.85GHz	21
5755MHz	21
5795MHz	21
802.11ac VHT80_Nss1,(MCS0)_1TX	-
5210MHz	17.5
5290MHz	16.5
5530MHz	18
5610MHz	21
5690MHz Straddle 5.47-5.725GHz	21
5690MHz Straddle 5.725-5.85GHz	21
5775MHz	21

2.3 The Worst Case Measurement Configuration

The Worst Case Mode for Following Conformance Tests	
Tests Item	AC power-line conducted emissions
Condition	AC power-line conducted measurement for line and neutral
Operating Mode	CTX/CRX
1	PoE mode – PIFA antenna (TX)
2	PoE mode – Dipole antenna (TX)
3	PoE mode – Dipole antenna (RX)

The Worst Case Mode for Following Conformance Tests	
Tests Item	Emission Bandwidth Maximum Conducted Output Power Peak Power Spectral Density
Test Condition	Conducted measurement at transmit chains
Higher gain antenna was used to perform the worst configuration and result of that was recorded as the final test result.	

The Worst Case Mode for Following Conformance Tests			
Tests Item	Unwanted Emissions Receiver Radiated Unwanted Emissions		
Test Condition	Radiated measurement If EUT consist of multiple antenna assembly (multiple antenna are used in EUT regardless of spatial multiplexing MIMO configuration), the radiated test should be performed with highest antenna gain of each antenna type.		
Operating Mode < 1GHz	CTX/CRX		
1	PoE mode – PIFA antenna (TX)		
2	PoE mode – Dipole antenna (TX)		
3	PoE mode – Dipole antenna (RX)		
Operating Mode > 1GHz	CTX/CRX		
Orthogonal Planes of EUT	**X Plane**	**Y Plane**	**Z Plane**
Worst Planes of EUT		V (Mode 1)	V (Mode 2)

The Worst Case Mode for Following Conformance Tests	
Tests Item	Simultaneous Transmission Analysis
Test Condition	Radiated measurement
Operating Mode	Normal Link
1	Bluetooth+WLAN 2.4GHz
2	Bluetooth+WLAN 5GHz
Refer to Sporton Test Report No.: FA851622 for Co-location RF Exposure Evaluation and Appendix G for Radiated Emission Co-location.	

2.4 Support Equipment

Support Equipment – AC Conduction				
No.	**Equipment**	**Brand Name**	**Model Name**	**FCC ID**
1	PoE	CISCO	MA-INJ-4	DoC

Support Equipment – RF Conducted				
No.	**Equipment**	**Brand Name**	**Model Name**	**FCC ID**
1	Notebook	DELL	E5410	DoC
2	Adapter for NB	DELL	HA65NM130	DoC
3	AC Source	GW	APS-9102	-

Support Equipment – Radiated Emission				
No.	**Equipment**	**Brand Name**	**Model Name**	**FCC ID**
1	PoE(remote)	CISCO	MA-INJ-4	DoC

2.5 Test Setup Diagram

Test Setup Diagram – AC Line Conducted Emission Test

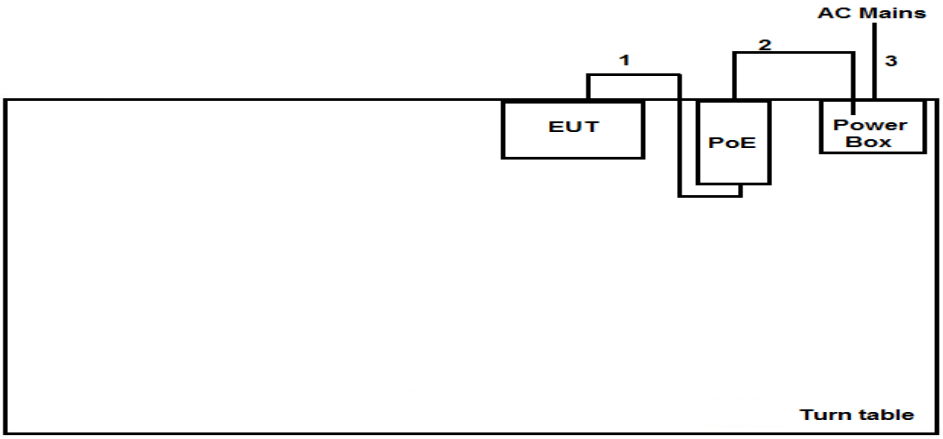

Item	Connection	Shielded	Length(m)	Remark
1	RJ45 Cable	No	1	-
2	AC Power line	No	10	-
3	AC Power line	No	0.9	-

Test Setup Diagram - Radiated Test - TX

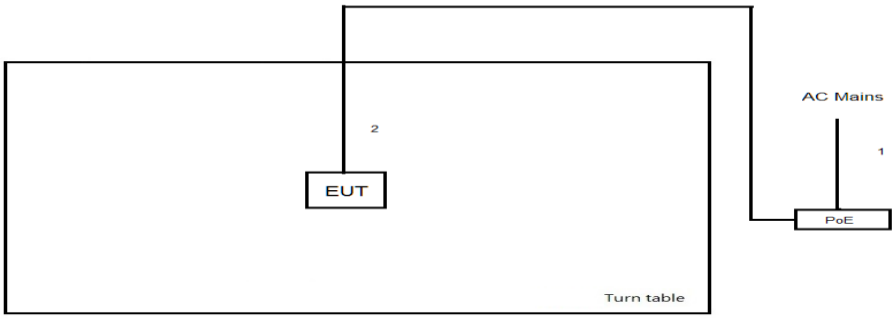

Item	Connection	Shielded	Length(m)	Remark
1	AC Power line	No	1	-
2	RJ45 Cable	No	10	-

Test Setup Diagram - Radiated Test - RX

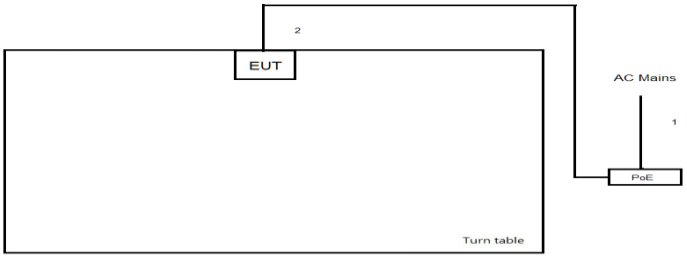

Item	Connection	Shielded	Length(m)	Remark
1	AC Power line	No	1	-
2	RJ45 Cable	No	10	-

3 Transmitter Test Result

3.1 AC Power-line Conducted Emissions

3.1.1 AC Power-line Conducted Emissions Limit

AC Power-line Conducted Emissions Limit		
Frequency Emission (MHz)	**Quasi-Peak**	**Average**
0.15-0.5	66 - 56 *	56 - 46 *
0.5-5	56	46
5-30	60	50
Note 1: * Decreases with the logarithm of the frequency.		

3.1.2 Measuring Instruments

Refer a test equipment and calibration data table in this test report.

3.1.3 Test Procedures

Test Method
☒ Refer as ANSI C63.10-2013, clause 6.2 for AC power-line conducted emissions.

3.1.4 Test Setup

AC Power-line Conducted Emissions

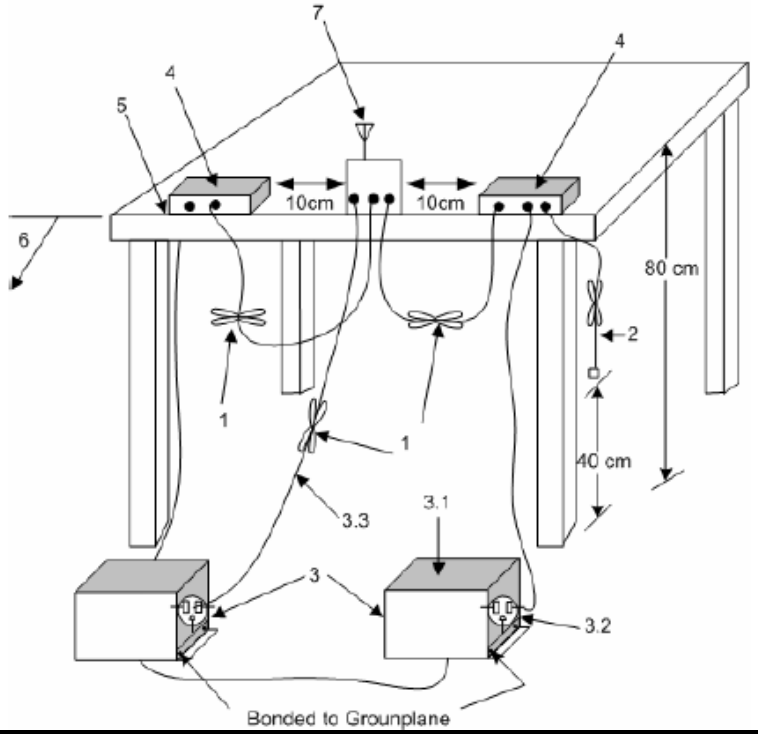

3.1.5 Test Result of AC Power-line Conducted Emissions

Refer as Appendix A

3.2 Emission Bandwidth

3.2.1 Emission Bandwidth Limit

Emission Bandwidth Limit	
UNII Devices	
☒	For the 5.15-5.25 GHz band, N/A
☒	For the 5.25-5.35 GHz band, the maximum conducted output power shall not exceed the lesser of 250 mW or 11 dBm + 10 log B, where B is the 26 dB emission bandwidth in MHz.
☒	For the 5.47-5.725 GHz band, the maximum conducted output power shall not exceed the lesser of 250 mW or 11 dBm + 10 log B, where B is the 26 dB emission bandwidth in MHz.
☒	For the 5.725-5.85 GHz band, 6 dB emission bandwidth ≥ 500kHz.

3.2.2 Measuring Instruments

Refer a test equipment and calibration data table in this test report.

3.2.3 Test Procedures

Test Method		
▪	For the emission bandwidth shall be measured using one of the options below:	
	☒	Refer as KDB 789033, clause C for EBW and clause D for OBW measurement.
	☐	Refer as ANSI C63.10, clause 6.9.3 for occupied bandwidth testing.
	☐	Refer as IC RSS-Gen, clause 6.7 for bandwidth testing.

3.2.4 Test Setup

Emission Bandwidth



3.2.5 Test Result of Emission Bandwidth

Refer as Appendix B

3.3 Maximum Conducted Output Power

3.3.1 Maximum Conducted Output Power Limit

Maximum Conducted Output Power Limit	
UNII Devices	
☒	For the 5.15-5.25 GHz band:
	▪ Outdoor AP: the maximum conducted output power (P_{Out}) shall not exceed the lesser of 1 W. If G_{TX} > 6 dBi, then P_{Out} = 30 – (G_{TX} – 6). e.i.r.p. at any elevation angle above 30 degrees ≤ 125mW [21dBm]
	▪ Indoor AP: the maximum conducted output power (P_{Out}) shall not exceed the lesser of 1 W. If G_{TX} > 6 dBi, then P_{Out} = 30 – (G_{TX} – 6)
	▪ Point-to-point AP: the maximum conducted output power (P_{Out}) shall not exceed the lesser of 1 W If G_{TX} > 23 dBi, then P_{Out} = 30 – (G_{TX} – 23).
	▪ Mobile or Portable Client: the maximum conducted output power (P_{Out}) shall not exceed the lesser of 250 mW. If G_{TX} > 6 dBi, then P_{Out} = 24 – (G_{TX} – 6).
☒	For the 5.25-5.35 GHz band, the maximum conducted output power (P_{Out}) shall not exceed the lesser of 250 mW or 11 dBm + 10 log B, where B is the 26 dB emission bandwidth in MHz. If G_{TX} > 6 dBi, then P_{Out} = 24 – (G_{TX} – 6).
☒	For the 5.47-5.725 GHz band, the maximum conducted output power (P_{Out}) shall not exceed the lesser of 250 mW or 11 dBm + 10 log B, where B is the 26 dB emission bandwidth in MHz. If G_{TX} > 6 dBi, then P_{Out} = 24 – (G_{TX} – 6).
☒	For the 5.725-5.85 GHz band:
	▪ Point-to-multipoint systems (P2M): the maximum conducted output power (P_{Out}) shall not exceed the lesser of 1 W. If G_{TX} > 6 dBi, then P_{Out} = 30 – (G_{TX} – 6).
	▪ Point-to-point systems (P2P): the maximum conducted output power (P_{Out}) shall not exceed the lesser of 1 W.
P_{Out} = maximum conducted output power in dBm, **G_{TX}** = the maximum transmitting antenna directional gain in dBi.	

3.3.2 Measuring Instruments

Refer a test equipment and calibration data table in this test report.

3.3.3 Test Procedures

Test Method	
▪ Maximum Conducted Output Power	
	Duty cycle ≥ 98%
	☐ Refer as KDB 789033, clause E Method SA-2 (spectral trace averaging).
	Duty cycle < 98%
	☒ Refer as KDB 789033, clause E Method SA-2 Alt. (RMS detection with slow sweep speed)
	Wideband RF power meter and average over on/off periods with duty factor
	☒ Refer as KDB 789033, clause E Method PM (using an RF average power meter).
▪ For conducted measurement.	
	▪ If the EUT supports multiple transmit chains using options given below: Refer as KDB 662911, In-band power measurements. Using the measure-and-sum approach, measured all transmit ports individually. Sum the power (in linear power units e.g., mW) of all ports for each individual sample and save them.
	▪ If multiple transmit chains, EIRP calculation could be following as methods: $P_{total} = P_1 + P_2 + \ldots + P_n$ (calculated in linear unit [mW] and transfer to log unit [dBm]) $EIRP_{total} = P_{total} + DG$

3.3.4 Test Setup

RF Output Power (Spectrum Analyzer)



RF Output Power (Power Meter)

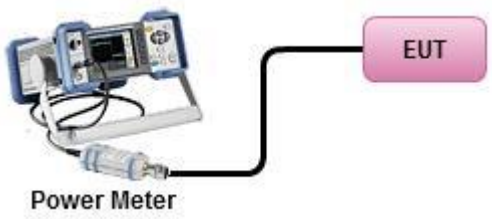

3.3.5 Test Result of Maximum Conducted Output Power

Refer as Appendix C

3.4 Peak Power Spectral Density

3.4.1 Peak Power Spectral Density Limit

Peak Power Spectral Density Limit	
UNII Devices	
☒	For the 5.15-5.25 GHz band:
	▪ Outdoor AP: the peak power spectral density (PPSD) shall not exceed the lesser of 17dBm/MHz. If G_{TX} > 6 dBi, then P_{Out} = 17 – (G_{TX} – 6).
	▪ Indoor AP: the peak power spectral density (PPSD) shall not exceed the lesser of 17dBm/MHz. If G_{TX} > 6 dBi, then P_{Out} = 17 – (G_{TX} – 6).
	▪ Point-to-point AP: the peak power spectral density (PPSD) shall not exceed the lesser of 17dBm/MHz. If G_{TX} > 23 dBi, then P_{Out} = 17 – (G_{TX} – 23).
	▪ Mobile or Portable Client: the peak power spectral density (PPSD) ≤ 11 dBm/MHz. If G_{TX} > 6 dBi, then PPSD= 11 – (G_{TX} – 6)..
☒	For the 5.25-5.35 GHz band, the peak power spectral density (PPSD) ≤ 11 dBm/MHz. If G_{TX} > 6 dBi, then PPSD= 11 – (G_{TX} – 6).
☒	For the 5.47-5.725 GHz band, the peak power spectral density (PPSD) ≤ 11 dBm/MHz. If G_{TX} > 6 dBi, then PPSD= 11 – (G_{TX} – 6).
☒	For the 5.725-5.85 GHz band:
	▪ Point-to-multipoint systems (P2M): the peak power spectral density (PPSD) ≤ 30 dBm/500kHz. If G_{TX} > 6 dBi, then PPSD= 30 – (G_{TX} – 6).
	▪ Point-to-point systems (P2P): the peak power spectral density (PPSD) ≤ 30 dBm/500kHz.
PPSD = peak power spectral density that he same method as used to determine the conducted output power shall be used to determine the power spectral density. And power spectral density in dBm/MHz **G_{TX}** = the maximum transmitting antenna directional gain in dBi.	

3.4.2 Measuring Instruments

Refer a test equipment and calibration data table in this test report.

3.4.3 Test Procedures

Test Method		
▪ Peak power spectral density procedures that the same method as used to determine the conducted output power shall be used to determine the peak power spectral density and use the peak search function on the spectrum analyzer to find the peak of the spectrum. For the peak power spectral density shall be measured using below options:		
	☐ Refer as KDB 789033, F)5) power spectral density can be measured using resolution bandwidths < 1 MHz provided that the results are integrated over 1 MHz bandwidth	
	Duty cycle ≥ 98%	
	☐ Refer as KDB 789033, clause E Method SA-2 (spectral trace averaging).	
	Duty cycle < 98%	
	☒ Refer as KDB 789033, clause E Method SA-2 Alt. (RMS detection with slow sweep speed)	
▪ For conducted measurement.		
	▪ If the EUT supports multiple transmit chains using options given below:	
		▪ Measure and sum the spectra across the outputs. Refer as KDB 662911, In-band power spectral density (PSD). Sample all transmit ports simultaneously using a spectrum analyzer for each transmit port. Where the trace bin-by-bin of each transmit port summing can be performed. (i.e., in the first spectral bin of output 1 is summed with that in the first spectral bin of output 2 and that from the first spectral bin of output 3, and so on up to the NTX output to obtain the value for the first frequency bin of the summed spectrum.). Add up the amplitude (power) values for the different transmit chains and use this as the new data trace.
	▪	If multiple transmit chains, EIRP PPSD calculation could be following as methods: $PPSD_{total} = PPSD_1 + PPSD_2 + \ldots + PPSD_n$ (calculated in linear unit [mW] and transfer to log unit [dBm]) $EIRP_{total} = PPSD_{total} + DG$

3.4.4 Test Setup

Power Spectral Density


3.4.5 Test Result of Peak Power Spectral Density

Refer as Appendix D

3.5 Unwanted Emissions

3.5.1 Transmitter Radiated Unwanted Emissions Limit

Unwanted emissions below 1 GHz and restricted band emissions above 1GHz limit			
Frequency Range (MHz)	**Field Strength (uV/m)**	**Field Strength (dBuV/m)**	**Measure Distance (m)**
0.009~0.490	2400/F(kHz)	48.5 - 13.8	300
0.490~1.705	24000/F(kHz)	33.8 - 23	30
1.705~30.0	30	29	30
30~88	100	40	3
88~216	150	43.5	3
216~960	200	46	3
Above 960	500	54	3

Note 1: Test distance for frequencies at or above 30 MHz, measurements may be performed at a distance other than the limit distance provided they are not performed in the near field and the emissions to be measured can be detected by the measurement equipment. When performing measurements at a distance other than that specified, the results shall be extrapolated to the specified distance using an extrapolation factor of 20 dB/decade (inverse of linear distance for field-strength measurements, inverse of linear distance-squared for power-density measurements).

Note 2: Test distance for frequencies at below 30 MHz, measurements may be performed at a distance closer than the EUT limit distance; however, an attempt should be made to avoid making measurements in the near field. When performing measurements below 30 MHz at a closer distance than the limit distance, the results shall be extrapolated to the specified distance by either making measurements at a minimum of two or more distances on at least one radial to determine the proper extrapolation factor or by using the square of an inverse linear distance extrapolation factor (40 dB/decade). The test report shall specify the extrapolation method used to determine compliance of the EUT.

Note 3: Using the distance of 1m during the test for above 18 GHz, and the test value to correct for the distance factor at 3m.

Un-restricted band emissions above 1GHz Limit	
Operating Band	**Limit**
5.15 - 5.25 GHz	e.i.r.p. -27 dBm [68.2 dBuV/m@3m]
5.25 - 5.35 GHz	e.i.r.p. -27 dBm [68.2 dBuV/m@3m]
5.47 - 5.725 GHz	e.i.r.p. -27 dBm [68.2 dBuV/m@3m]
5.725 - 5.85 GHz	5.650-5700 GHz: e.i.r.p. -27 ~ 10 dBm [68.2 ~ 105.2 dBuV/m@3m] 5.700-5720 GHz: e.i.r.p. 10 ~ 15.6 dBm [105.2 ~ 110.8 dBuV/m@3m] 5.720-5725 GHz: e.i.r.p. 15.6 ~ 27 dBm [110.8 ~ 122.2 dBuV/m@3m] 5.850-5.855 GHz: e.i.r.p. 27 ~ 15.6 dBm [122.2 ~ 110.8 dBuV/m@3m] 5.855-5.875 GHz: e.i.r.p. 15.6 ~ 10 dBm [110.8 ~ 105.2 dBuV/m@3m] 5.875-5.925 GHz: e.i.r.p. 10 ~ -27 dBm [105.2 ~ 68.2dBuV/m@3m] Other un-restricted band: e.i.r.p. -27 dBm [68.2 dBuV/m@3m]

Note 1: Measurements may be performed at a distance other than the limit distance provided they are not performed in the near field and the emissions to be measured can be detected by the measurement equipment. When performing measurements at a distance other than that specified, the results shall be extrapolated to the specified distance using an extrapolation factor of 20 dB/decade (inverse of linear distance for field-strength measurements, inverse of linear distance-squared for power-density measurements).

3.5.2 Measuring Instruments

Refer a test equipment and calibration data table in this test report.

3.5.3 Test Procedures

Test Method
▪ Measurements may be performed at a distance other than the limit distance provided they are not performed in the near field and the emissions to be measured can be detected by the measurement equipment. Measurements shall not be performed at a distance greater than 30 m for frequencies above 30 MHz, unless it can be further demonstrated that measurements at a distance of 30 m or less are impractical. When performing measurements at a distance other than that specified, the results shall be extrapolated to the specified distance using an extrapolation factor of 20 dB/decade (inverse of linear distance for field-strength measurements, inverse of linear distance-squared for power-density measurements).
▪ The average emission levels shall be measured in [duty cycle ≥ 98 or duty factor].
▪ For the transmitter unwanted emissions shall be measured using following options below:
▪ Refer as KDB 789033, clause G)2) for unwanted emissions into non-restricted bands.
▪ Refer as KDB 789033, clause G)1) for unwanted emissions into restricted bands.
☒ Refer as KDB 789033, G)6) Method VB (ANSI C63.10, clause 4.1.4.2.3), Reduced VBW.
☒ Refer as KDB 789033, clause G)5) (ANSI C63.10, clause 4.1.4.2.2), measurement procedure peak limit.
▪ For radiated measurement.
▪ Refer as ANSI C63.10, clause 6.4 for radiated emissions below 30 MHz and test distance is 3m.
▪ Refer as ANSI C63.10, clause 6.5 for radiated emissions 30 MHz to 1 GHz and test distance is 3m.
▪ Refer as ANSI C63.10, clause 6.6 for radiated emissions above 1GHz.
▪ The any unwanted emissions level shall not exceed the fundamental emission level.
▪ All amplitude of spurious emissions that are attenuated by more than 20 dB below the permissible value has no need to be reported.

Test Method
▪ For conducted and cabinet radiation measurement, refer as KDB 789033, clause G)3).
▪ For conducted unwanted emissions into non-restricted bands (relative emission limits). Devices with multiple transmit chains: Refer as KDB 662911, when testing out-of-band and spurious emissions against relative emission limits, tests may be performed on each output individually without summing or adding 10 log(N) if the measurements are made relative to the in-band emissions on the individual outputs.
▪ For conducted unwanted emissions into restricted bands (absolute emission limits). Devices with multiple transmit chains using options given below: (1) Measure and sum the spectra across the outputs or (2) Measure and add 10 log(N) dB
▪ For KDB 662911 The methodology described here may overestimate array gain, thereby resulting in apparent failures to satisfy the out-of-band limits even if the device is actually compliant. In such cases, compliance may be demonstrated by performing radiated tests around the frequencies at which the apparent failures occurred.

3.5.4 Test Setup

Transmitter Radiated Unwanted Emissions
9kHz ~30MHz
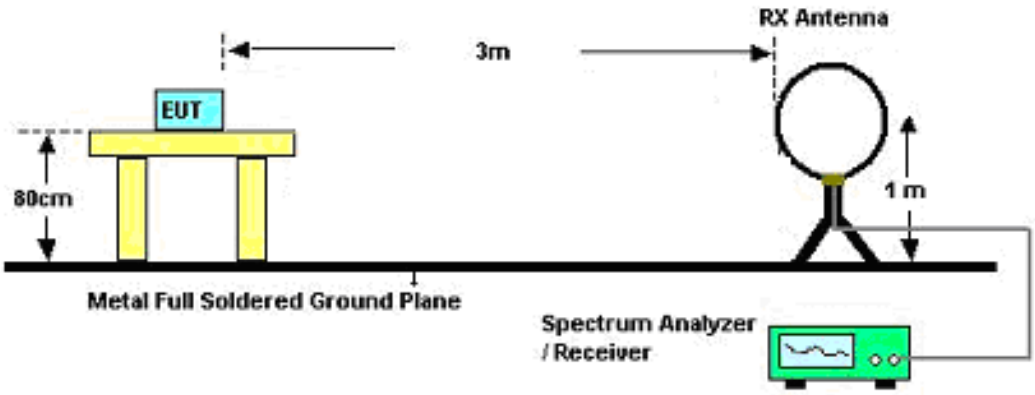
30MHz~1GHz
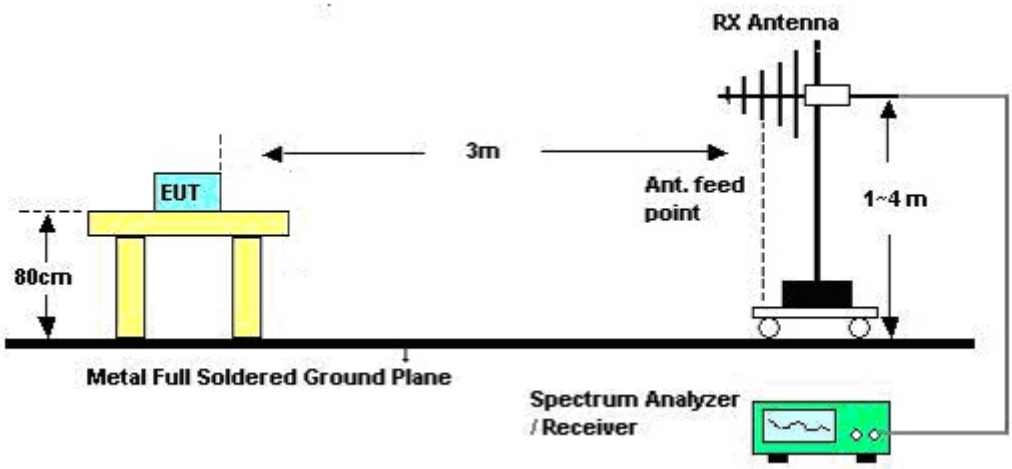

Above 1GHz

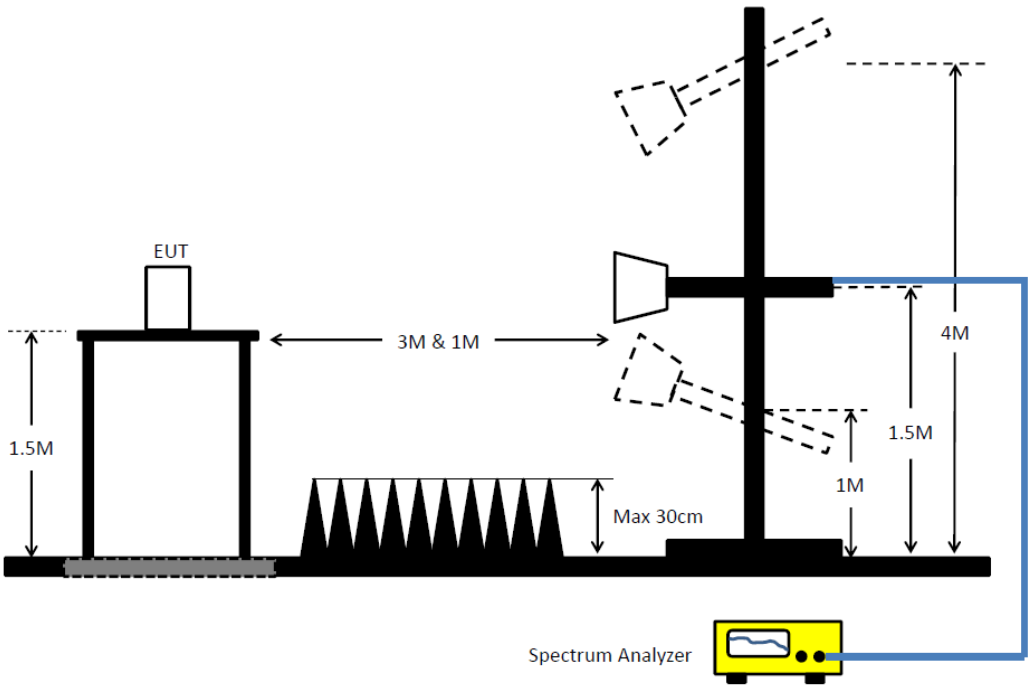

3.5.5 Transmitter Unwanted Emissions (Below 30MHz)

The amplitude of spurious emissions which are attenuated by more than 20dB below the permissible value has no need to be reported.

3.5.6 Test Result of Transmitter Unwanted Emissions

Refer as Appendix E

3.6 Receiver Radiated Unwanted Emissions

3.6.1 Receiver Radiated Unwanted Emissions Limit

Restricted Spurious Emissions Limit			
Frequency Range (MHz)	**Field Strength (uV/m)**	**Field Strength (dBuV/m)**	**Measure Distance (m)**
0.009~0.490	2400/F(kHz)	48.5 - 13.8	300
0.490~1.705	24000/F(kHz)	33.8 - 23	30
1.705~30.0	30	29	30
30~88	100	40	3
88~216	150	43.5	3
216~960	200	46	3
Above 960	500	54	3

Note 1: Test distance for frequencies at or above 30 MHz, measurements may be performed at a distance other than the limit distance provided they are not performed in the near field and the emissions to be measured can be detected by the measurement equipment. When performing measurements at a distance other than that specified, the results shall be extrapolated to the specified distance using an extrapolation factor of 20 dB/decade (inverse of linear distance for field-strength measurements, inverse of linear distance-squared for power-density measurements).

Note 2: Test distance for frequencies at below 30 MHz, measurements may be performed at a distance closer than the EUT limit distance; however, an attempt should be made to avoid making measurements in the near field. When performing measurements below 30 MHz at a closer distance than the limit distance, the results shall be extrapolated to the specified distance by either making measurements at a minimum of two or more distances on at least one radial to determine the proper extrapolation factor or by using the square of an inverse linear distance extrapolation factor (40 dB/decade). The test report shall specify the extrapolation method used to determine compliance of the EUT.

3.6.2 Measuring Instruments

Refer a test equipment and calibration data table in this test report.

3.6.3 Test Procedures

Test Method		
☒	The search for spurious emissions shall be from the lowest frequency internally generated or used in the receiver (e.g. local oscillator, intermediate or carrier frequency), or 30 MHz, whichever is higher, to at least 3 times the highest tuneable or local oscillator frequency, whichever is higher, without exceeding 40 GHz.	
☒	Measurements may be performed at a distance other than the limit distance provided they are not performed in the near field and the emissions to be measured can be detected by the measurement equipment. When performing measurements at a distance other than that specified, the results shall be extrapolated to the specified distance using an extrapolation factor of 20 dB/decade (inverse of linear distance for field-strength measurements, inverse of linear distance-squared for power-density measurements).	
☒	For radiated measurement, refer as KDB 789033, clause G)2).	
	☒	Refer as ANSI C63.4, clause 8.3.1.1 and 8.3.2.1 for radiated emissions from below 30 MHz.
	☒	Refer as ANSI C63.4, clause 8.3.1.1 and 8.3.2.1 for radiated emissions from 30 MHz-1 GHz. For the peak measurement is fully sufficient, as the max field strength as measured with the Peak-Detector meets the QP-Limit so that the QP level does not need to be reported in addition.
	☒	Refer as ANSI C63.4, clause 8.3.1.2 and 8.3.2.2 for radiated emissions from above 1 GHz. For the peak measurement is fully sufficient, as the max field strength as measured with the Peak-Detector meets the AV-Limit so that the AV level does not need to be reported in addition.
☒	All amplitude of spurious emissions that are attenuated by more than 30 dB below the permissible value has no need to be reported.	

3.6.4 Test Setup

Receiver Spurious and Out of Band Emissions (9 kHz - 30 MHz)

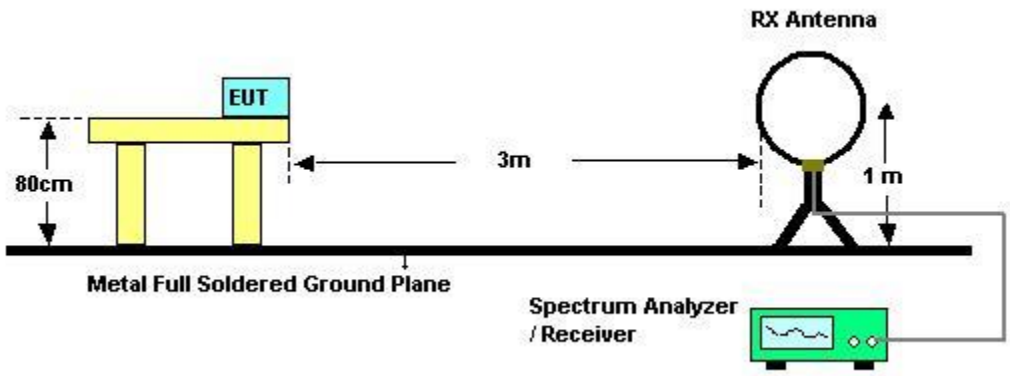

Receiver Radiated Unwanted Emissions (Below 1GHz)

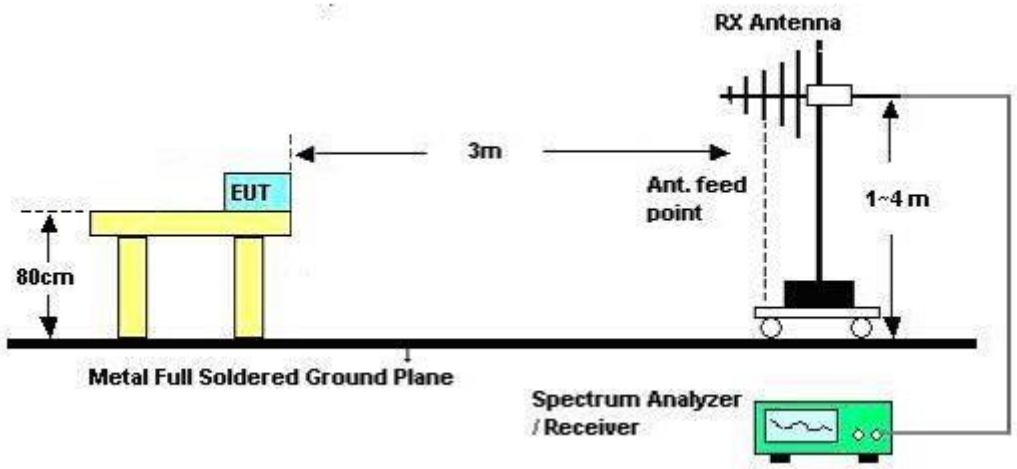

Receiver Radiated Unwanted Emissions (Above 1GHz)

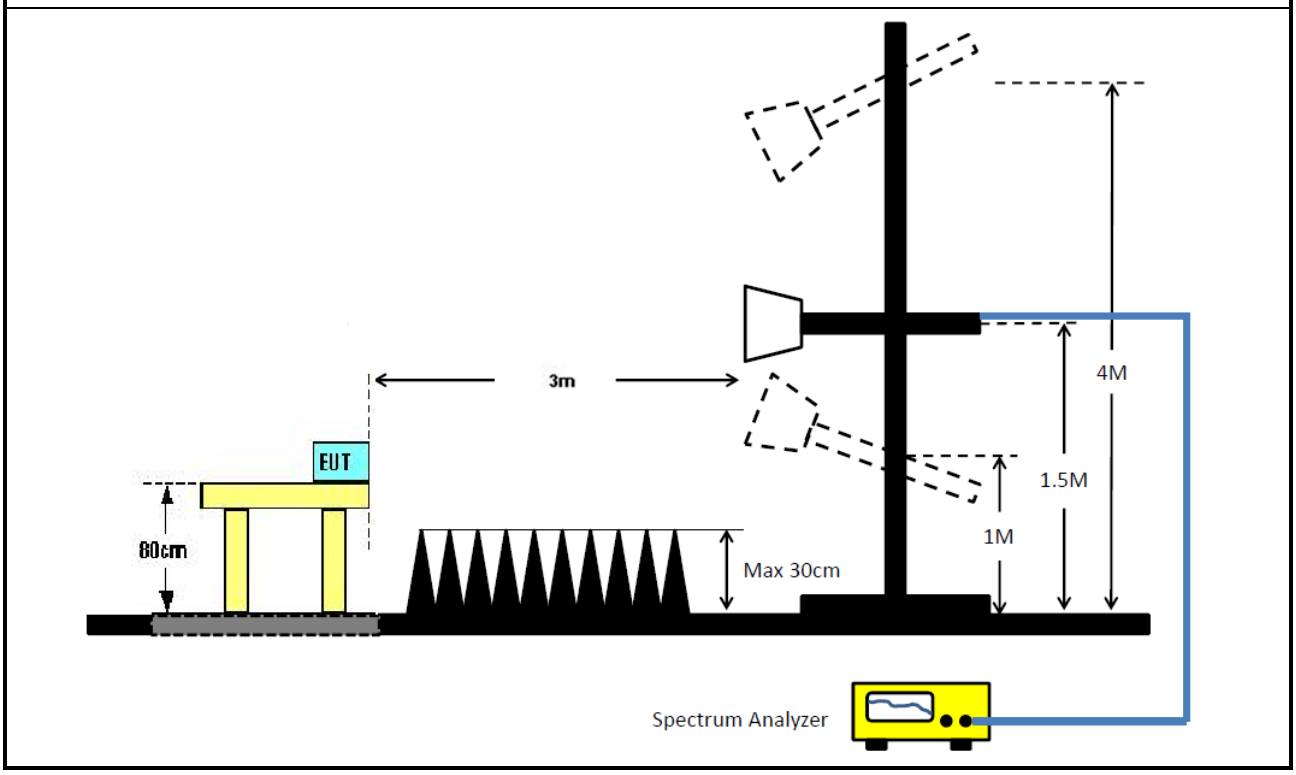

3.6.5 Receiver Radiated Unwanted Emissions (Below 30MHz)

The amplitude of spurious emissions which are attenuated by more than 20dB below the permissible value has no need to be reported.

3.6.6 Test Result of Receiver Radiated Unwanted Emissions

Refer as Appendix G

4 Test Equipment and Calibration Data

Instrument for AC Conduction

Instrument	Manufacturer	Model No.	Serial No.	Spec.	Calibration Date	Calibration Due Date
EMC Receiver	R&S	ESR3	102051	9KHz ~ 3.6GHz	03/May/2018	02/May/2019
LISN	R&S	ENV216	101295	9kHz ~ 30MHz	17/Nov/2017	16/Nov/2018
RF Cable-CON	HUBER+SUHNER	RG213/U	07611832020001	9kHz ~ 30MHz	06/Oct/2017	05/Oct/2018
AC POWER	APC	AFC-11005G	F310050055	47Hz~63Hz 5~300V	NCR	NCR
Impuls Begrenzer Pulse Limiter	SCHWARZBECK	VTSD 9561-F	9561-F041	9 kHz ~ 30 MHz	12/Oct/2017	11/Oct/2018

NCR : Non-Calibration Require

Instrument for Conducted Test

Instrument	Manufacturer	Model No.	Serial No.	Spec.	Calibration Date	Calibration Due Date
Spectrum Analyzer	R&S	FSV 40	101013	9kHz~40GHz	29/Dec/2017	28/Dec/2018
Signal Generator	R&S	SMR40	100116	10MHz ~ 40GHz	27/Jul/2017	26/Jul/2018
Power Sensor	Anritsu	MA2411B	0917017	300MHz ~ 40GHz	05/Feb/2018	04/Feb/2019
Power Meter	Anritsu	ML2495A	0949003	300MHz ~ 40GHz	05/Feb/2018	04/Feb/2019
RF Cable-0.2m	HUBER+SUHNER	SUCOFLEX_104	MY10709/4	30MHz ~ 26.5GHz	25/Aug/2017	24/Aug/2018
RF Cable-0.2m	HUBER+SUHNER	SUCOFLEX_104	MY10712/4	30MHz ~ 26.5GHz	25/Aug/2017	24/Aug/2018
RF Cable-0.5m	HUBER+SUHNER	SUCOFLEX_104	MY10713/4	30MHz ~ 26.5GHz	25/Aug/2017	24/Aug/2018

Instrument for Radiated Test

Instrument	Manufacturer	Model No.	Serial No.	Spec.	Calibration Date	Calibration Due Date
3m Semi Anechoic Chamber	TDK	SAC-3M	03CH09-HY	30MHz ~ 1GHz	23/Apr/2018	22/Apr/2019
3m Semi Anechoic Chamber	TDK	SAC-3M	03CH09-HY	1GHz ~ 18GHz	14/Jun/2018	13/Jun/2019
Amplifier	Agilent	8449B	3008A02326	1GHz ~ 26.5GHz	17/Jul/2017	16/Jul/2018
Microwave Preamplifier	Agilent	8449B	3008A02096	1GHz ~ 26.5GHz	10/May/2018	09/May/2019
Amplifier	EMC	EMC9135	980232	9KHz~1GHz	27/Apr/2018	26/Apr/2019
EXA Signal Analyzer	KEYSIGHT	N9010A	MY54200885	10Hz ~ 44GHz	20/Jul/2017	19/Jul/2018
Bilog Antenna & 5dB Attenuator	TESEQ & MTJ	CBL6111D & MTJ6102-05	35418 / 3	30MHz~1GHz	09/Sep/2017	08/Sep/2018
Double Ridged Guide Horn Antenna	SCHWARZBEC K	BBHA 9120 D	BBHA9120 D 1534	1GHz~18GHz	30/Apr/2018	29/Apr/2019
Broadband Horn Antenna	SCHWARZBEC K	BBHA 9170	BBHA9170614	18GHz~40GHz	09/Feb/2018	08/Feb/2019
Preamplifier	MITEQ	TTA1840-35-HG	1864481	18GHz ~ 40GHz	24/Aug/2017	23/Aug/2018
Loop Antenna	TESEQ	HLA 6120	31244	9k-30MHz	29/Mar/2018	28/Mar/2019
RF Cable-R03m	Jye Bao	RG142	CB031	9kHz ~ 1GHz	01/Feb/2018	31/Jan/2019
RF Cable-high	SUHNER	SUCOFLEX104	MY34918/4	1GHz ~ 40GHz	02/Feb/2018	01/Feb/2019

AC Power-line Conducted Emissions Result			
Operating Mode	1-TX	**Power Phase**	Neutral
Operating Function	PoE mode – PIFA antenna		

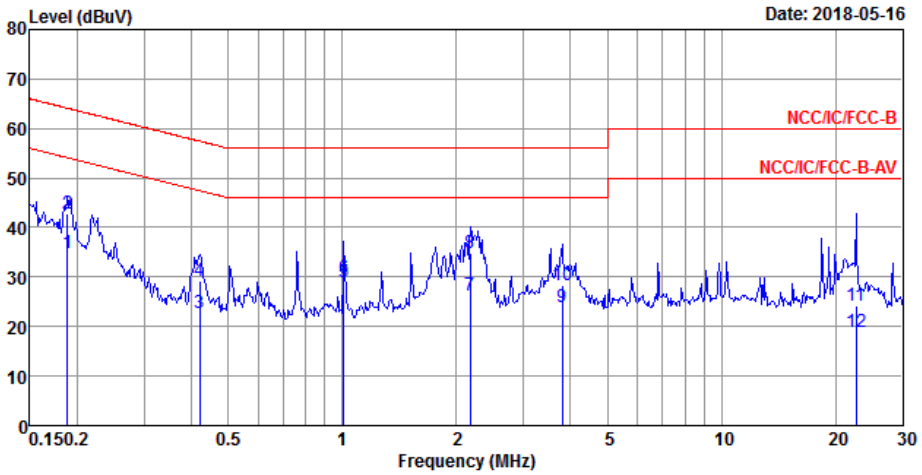

	Freq	Level	Over Limit	Limit Line	Read Level	LISN Factor	Cable Loss	Remark
	MHz	dBuV	dB	dBuV	dBuV	dB	dB	
1	0.19	34.73	-19.38	54.11	25.10	9.62	0.01	Average
2	0.19	42.66	-21.45	64.11	33.03	9.62	0.01	QP
3	0.42	22.65	-24.77	47.42	12.95	9.61	0.09	Average
4	0.42	29.12	-28.30	57.42	19.42	9.61	0.09	QP
5 MAX	1.01	28.89	-17.11	46.00	19.27	9.62	0.00	Average
6	1.01	29.84	-26.16	56.00	20.22	9.62	0.00	QP
7	2.18	26.31	-19.69	46.00	16.67	9.63	0.01	Average
8	2.18	34.71	-21.29	56.00	25.07	9.63	0.01	QP
9	3.80	24.04	-21.96	46.00	14.32	9.64	0.08	Average
10	3.80	28.43	-27.57	56.00	18.71	9.64	0.08	QP
11	22.66	24.13	-25.87	50.00	14.34	9.70	0.09	Average
12	22.66	18.82	-41.18	60.00	9.03	9.70	0.09	QP

Note 1: “>20dB” means emission levels that exceed the level of 20 dB below the applicable limit.
Note 2: “N/F” means Nothing Found emissions (No emissions were detected.)

AC Power-line Conducted Emissions Result			
Operating Mode	1-TX	**Power Phase**	Line
Operating Function	PoE mode – PIFA antenna		

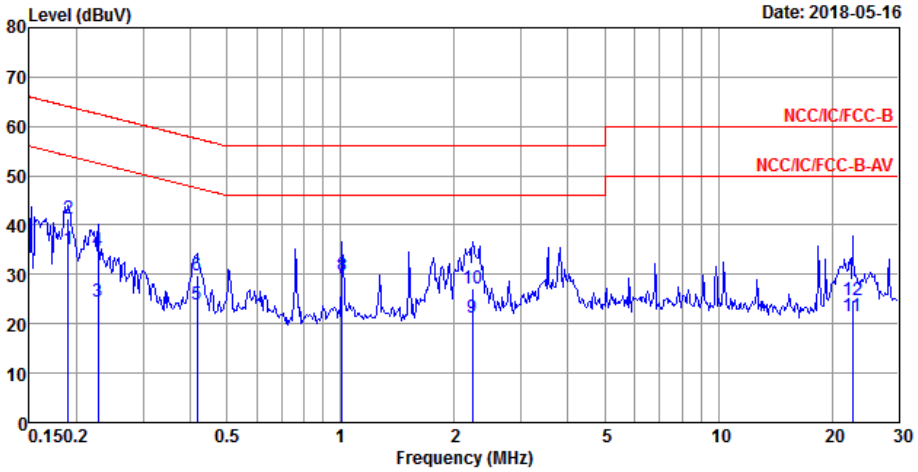

	Freq	Level	Over Limit	Limit Line	Read Level	LISN Factor	Cable Loss	Remark
	MHz	dBuV	dB	dBuV	dBuV	dB	dB	
1	0.19	35.27	-18.75	54.02	25.64	9.62	0.01	Average
2	0.19	41.38	-22.64	64.02	31.75	9.62	0.01	QP
3	0.23	24.44	-28.08	52.52	14.80	9.62	0.02	Average
4	0.23	34.69	-27.83	62.52	25.05	9.62	0.02	QP
5	0.42	24.04	-23.47	47.51	14.33	9.61	0.10	Average
6	0.42	29.96	-27.55	57.51	20.25	9.61	0.10	QP
7 MAX	1.01	29.10	-16.90	46.00	19.49	9.61	0.00	Average
8	1.01	29.76	-26.24	56.00	20.15	9.61	0.00	QP
9	2.24	21.13	-24.87	46.00	11.50	9.62	0.01	Average
10	2.24	27.24	-28.76	56.00	17.61	9.62	0.01	QP
11	22.66	21.40	-28.60	50.00	11.73	9.58	0.09	Average
12	22.66	24.83	-35.17	60.00	15.16	9.58	0.09	QP

Note 1: “>20dB” means emission levels that exceed the level of 20 dB below the applicable limit.
Note 2: “N/F” means Nothing Found emissions (No emissions were detected.)

AC Power-line Conducted Emissions Result			
Operating Mode	2-TX	**Power Phase**	Neutral
Operating Function	PoE mode – Dipole antenna		

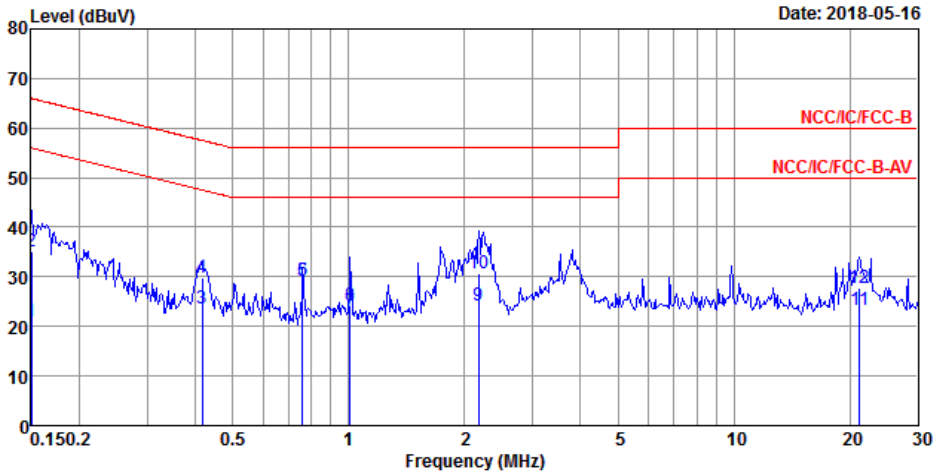

		Freq	Level	Over Limit	Limit Line	Read Level	LISN Factor	Cable Loss	Remark
		MHz	dBuV	dB	dBuV	dBuV	dB	dB	
1		0.15	21.00	-35.00	56.00	11.33	9.63	0.04	Average
2		0.15	35.15	-30.85	66.00	25.48	9.63	0.04	QP
3		0.42	23.74	-23.77	47.51	14.03	9.61	0.10	Average
4		0.42	29.83	-27.68	57.51	20.12	9.61	0.10	QP
5	MAX	0.76	29.09	-16.91	46.00	19.44	9.62	0.03	Average
6		0.76	29.33	-26.67	56.00	19.68	9.62	0.03	QP
7		1.01	23.11	-22.89	46.00	13.49	9.62	0.00	Average
8		1.01	24.35	-31.65	56.00	14.73	9.62	0.00	QP
9		2.18	24.11	-21.89	46.00	14.47	9.63	0.01	Average
10		2.18	30.62	-25.38	56.00	20.98	9.63	0.01	QP
11		21.15	23.23	-26.77	50.00	13.37	9.71	0.15	Average
12		21.15	27.77	-32.23	60.00	17.91	9.71	0.15	QP

Note 1: “>20dB” means emission levels that exceed the level of 20 dB below the applicable limit.
Note 2: “N/F” means Nothing Found emissions (No emissions were detected.)

AC Power-line Conducted Emissions Result			
Operating Mode	2-TX	**Power Phase**	Line
Operating Function	PoE mode – Dipole antenna		

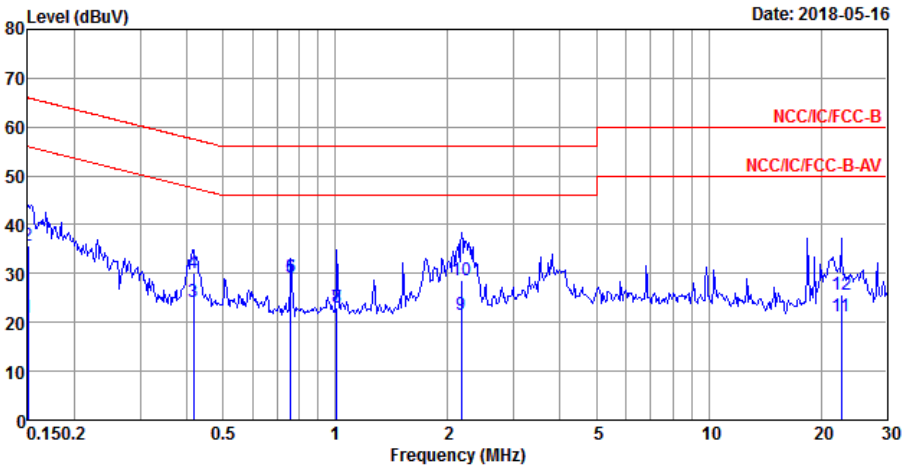

	Freq	Level	Over Limit	Limit Line	Read Level	LISN Factor	Cable Loss	Remark
	MHz	dBuV	dB	dBuV	dBuV	dB	dB	
1	0.15	20.85	-35.15	56.00	11.19	9.62	0.04	Average
2	0.15	35.74	-30.26	66.00	26.08	9.62	0.04	QP
3	0.42	24.25	-23.26	47.51	14.54	9.61	0.10	Average
4	0.42	30.10	-27.41	57.51	20.39	9.61	0.10	QP
5 MAX	0.76	29.25	-16.75	46.00	19.61	9.61	0.03	Average
6	0.76	29.28	-26.72	56.00	19.64	9.61	0.03	QP
7	1.01	23.02	-22.98	46.00	13.41	9.61	0.00	Average
8	1.01	22.93	-33.07	56.00	13.32	9.61	0.00	QP
9	2.18	21.65	-24.35	46.00	12.02	9.62	0.01	Average
10	2.18	28.62	-27.38	56.00	18.99	9.62	0.01	QP
11	22.66	21.32	-28.68	50.00	11.65	9.58	0.09	Average
12	22.66	25.54	-34.46	60.00	15.87	9.58	0.09	QP

Note 1: “>20dB” means emission levels that exceed the level of 20 dB below the applicable limit.
Note 2: “N/F” means Nothing Found emissions (No emissions were detected.)

AC Power-line Conducted Emissions Result			
Operating Mode	3-RX	**Power Phase**	Neutral
Operating Function	PoE mode – Dipole antenna		

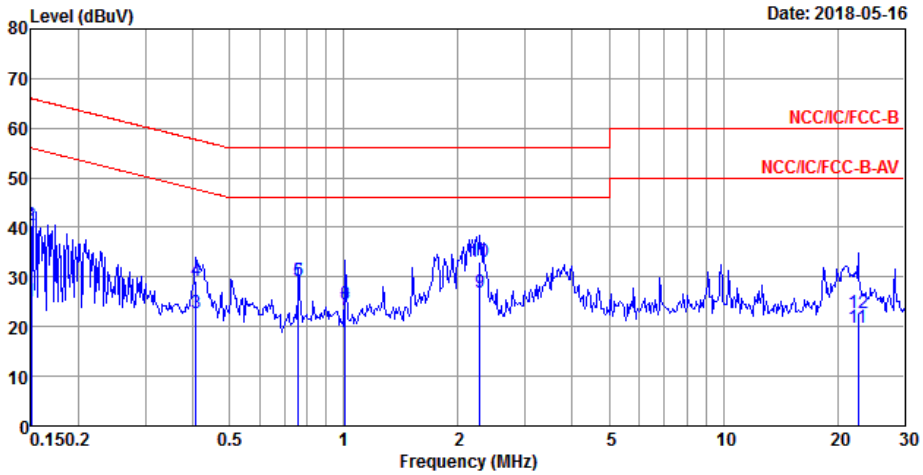

	Freq	Level	Over Limit	Limit Line	Read Level	LISN Factor	Cable Loss	Remark
	MHz	dBuV	dB	dBuV	dBuV	dB	dB	
1	0.15	25.10	-30.90	56.00	15.43	9.63	0.04	Average
2	0.15	40.36	-25.64	66.00	30.69	9.63	0.04	QP
3	0.41	22.73	-24.95	47.68	13.02	9.61	0.10	Average
4	0.41	29.28	-28.40	57.68	19.57	9.61	0.10	QP
5 MAX	0.76	29.12	-16.88	46.00	19.47	9.62	0.03	Average
6	0.76	29.22	-26.78	56.00	19.57	9.62	0.03	QP
7	1.01	23.38	-22.62	46.00	13.76	9.62	0.00	Average
8	1.01	24.46	-31.54	56.00	14.84	9.62	0.00	QP
9	2.28	26.84	-19.16	46.00	17.19	9.63	0.02	Average
10	2.28	33.06	-22.94	56.00	23.41	9.63	0.02	QP
11	22.66	19.78	-30.22	50.00	9.99	9.70	0.09	Average
12	22.66	22.71	-37.29	60.00	12.92	9.70	0.09	QP

Note 1: “>20dB” means emission levels that exceed the level of 20 dB below the applicable limit.
Note 2: “N/F” means Nothing Found emissions (No emissions were detected.)

AC Power-line Conducted Emissions Result			
Operating Mode	3-RX	**Power Phase**	Line
Operating Function	PoE mode – Dipole antenna		

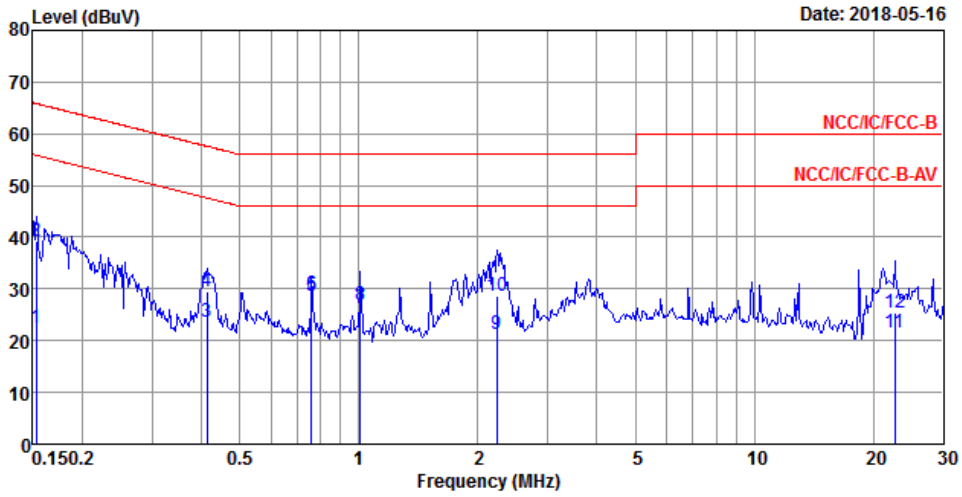

	Freq	Level	Over Limit	Limit Line	Read Level	LISN Factor	Cable Loss	Remark
	MHz	dBuV	dB	dBuV	dBuV	dB	dB	
1	0.15	22.41	-33.41	55.82	12.75	9.62	0.04	Average
2	0.15	39.40	-26.42	65.82	29.74	9.62	0.04	QP
3	0.41	23.64	-23.95	47.59	13.93	9.61	0.10	Average
4	0.41	29.55	-28.04	57.59	19.84	9.61	0.10	QP
5 MAX	0.76	28.71	-17.29	46.00	19.07	9.61	0.03	Average
6	0.76	28.89	-27.11	56.00	19.25	9.61	0.03	QP
7	1.01	26.41	-19.59	46.00	16.80	9.61	0.00	Average
8	1.01	26.97	-29.03	56.00	17.36	9.61	0.00	QP
9	2.24	21.36	-24.64	46.00	11.73	9.62	0.01	Average
10	2.24	28.67	-27.33	56.00	19.04	9.62	0.01	QP
11	22.66	21.52	-28.48	50.00	11.85	9.58	0.09	Average
12	22.66	25.34	-34.66	60.00	15.67	9.58	0.09	QP

Note 1: “>20dB” means emission levels that exceed the level of 20 dB below the applicable limit.
Note 2: “N/F” means Nothing Found emissions (No emissions were detected.)

Summary

Mode	Max-N dB (Hz)	Max-OBW (Hz)	ITU-Code	Min-N dB (Hz)	Min-OBW (Hz)
5.15-5.25GHz	-	-	-	-	-
802.11a_Nss1,(6Mbps)_1TX	41.75M	17.066M	17M1D1D	39.575M	16.817M
802.11ac VHT20_Nss1,(MCS0)_1TX	38.725M	17.866M	17M9D1D	29.7M	17.816M
802.11ac VHT40_Nss1,(MCS0)_1TX	73.7M	36.482M	36M5D1D	43.45M	36.132M
802.11ac VHT80_Nss1,(MCS0)_1TX	84.2M	74.663M	74M7D1D	84.2M	74.663M
5.25-5.35GHz	-	-	-	-	-
802.11a_Nss1,(6Mbps)_1TX	42.3M	17.091M	17M1D1D	30.275M	16.717M
802.11ac VHT20_Nss1,(MCS0)_1TX	38.8M	17.916M	17M9D1D	23.025M	17.741M
802.11ac VHT40_Nss1,(MCS0)_1TX	73.65M	36.482M	36M5D1D	43.3M	36.082M
802.11ac VHT80_Nss1,(MCS0)_1TX	84.6M	74.763M	74M8D1D	84.6M	74.763M
5.47-5.725GHz	-	-	-	-	-
802.11a_Nss1,(6Mbps)_1TX	42.775M	17.541M	17M5D1D	23.79M	13.943M
802.11ac VHT20_Nss1,(MCS0)_1TX	44.475M	18.166M	18M2D1D	22.6M	14.348M
802.11ac VHT40_Nss1,(MCS0)_1TX	82.15M	36.882M	36M9D1D	43.4M	33.163M
802.11ac VHT80_Nss1,(MCS0)_1TX	133.8M	75.462M	75M5D1D	84.6M	72.264M
5.725-5.85GHz	-	-	-	-	-
802.11a_Nss1,(6Mbps)_1TX	16.35M	17.141M	17M1D1D	3.1M	9.355M
802.11ac VHT20_Nss1,(MCS0)_1TX	17.6M	18.116M	18M1D1D	3.72M	11.154M
802.11ac VHT40_Nss1,(MCS0)_1TX	35.35M	36.732M	36M7D1D	3.1M	25.467M
802.11ac VHT80_Nss1,(MCS0)_1TX	75.1M	75.562M	75M6D1D	2.86M	37.041M

Max-N dB = Maximum 6dB down bandwidth for 5.725-5.85GHz band / Maximum 26dB down bandwidth for other band;
Max-OBW = Maximum 99% occupied bandwidth;
Min-N dB = Minimum 6dB down bandwidth for 5.725-5.85GHz band / Maximum 26dB down bandwidth for other band;
Min-OBW = Minimum 99% occupied bandwidth;

Result

Mode	Result	Limit (Hz)	Port 1-N dB (Hz)	Port 1-OBW (Hz)
802.11a_Nss1,(6Mbps)_1TX	-	-	-	-
5180MHz_TnomVnom	Pass	Inf	39.575M	16.817M
5200MHz_TnomVnom	Pass	Inf	41.5M	16.892M
5240MHz_TnomVnom	Pass	Inf	41.75M	17.066M
5260MHz_TnomVnom	Pass	Inf	42.3M	17.091M
5300MHz_TnomVnom	Pass	Inf	39.225M	16.867M
5320MHz_TnomVnom	Pass	Inf	30.275M	16.717M
5500MHz_TnomVnom	Pass	Inf	27.55M	16.692M
5580MHz_TnomVnom	Pass	Inf	42.775M	17.541M
5700MHz_TnomVnom	Pass	Inf	24.325M	16.642M
5720MHz Straddle 5.47-5.725GHz_TnomVnom	Pass	Inf	23.79M	13.943M
5720MHz Straddle 5.725-5.85GHz_TnomVnom	Pass	500k	3.1M	9.355M
5745MHz_TnomVnom	Pass	500k	16.35M	17.116M
5785MHz_TnomVnom	Pass	500k	16.325M	17.141M
5825MHz_TnomVnom	Pass	500k	16.35M	16.967M
802.11ac VHT20_Nss1,(MCS0)_1TX	-	-	-	-
5180MHz_TnomVnom	Pass	Inf	29.7M	17.816M
5200MHz_TnomVnom	Pass	Inf	37.825M	17.866M
5240MHz_TnomVnom	Pass	Inf	38.725M	17.866M
5260MHz_TnomVnom	Pass	Inf	38.8M	17.916M
5300MHz_TnomVnom	Pass	Inf	38.8M	17.866M
5320MHz_TnomVnom	Pass	Inf	23.025M	17.741M
5500MHz_TnomVnom	Pass	Inf	22.6M	17.716M
5580MHz_TnomVnom	Pass	Inf	44.475M	18.166M
5700MHz_TnomVnom	Pass	Inf	25.425M	17.841M
5720MHz Straddle 5.47-5.725GHz_TnomVnom	Pass	Inf	24.27M	14.348M
5720MHz Straddle 5.725-5.85GHz_TnomVnom	Pass	500k	3.72M	11.154M
5745MHz_TnomVnom	Pass	500k	17.55M	18.041M
5785MHz_TnomVnom	Pass	500k	17.6M	18.116M
5825MHz_TnomVnom	Pass	500k	17.55M	18.091M
802.11ac VHT40_Nss1,(MCS0)_1TX	-	-	-	-
5190MHz_TnomVnom	Pass	Inf	43.45M	36.132M
5230MHz_TnomVnom	Pass	Inf	73.7M	36.482M
5270MHz_TnomVnom	Pass	Inf	73.65M	36.482M
5310MHz_TnomVnom	Pass	Inf	43.3M	36.082M
5510MHz_TnomVnom	Pass	Inf	43.4M	36.032M
5550MHz_TnomVnom	Pass	Inf	82.15M	36.882M
5670MHz_TnomVnom	Pass	Inf	73.5M	36.332M
5710MHz Straddle 5.47-5.725GHz_TnomVnom	Pass	Inf	51.415M	33.163M
5710MHz Straddle 5.725-5.85GHz_TnomVnom	Pass	500k	3.1M	25.467M
5755MHz_TnomVnom	Pass	500k	35.3M	36.682M
5795MHz_TnomVnom	Pass	500k	35.35M	36.732M
802.11ac VHT80_Nss1,(MCS0)_1TX	-	-	-	-
5210MHz_TnomVnom	Pass	Inf	84.2M	74.663M

Mode	Result	Limit (Hz)	Port 1-N dB (Hz)	Port 1-OBW (Hz)
5290MHz_TnomVnom	Pass	Inf	84.6M	74.763M
5530MHz_TnomVnom	Pass	Inf	84.6M	74.863M
5610MHz_TnomVnom	Pass	Inf	133.8M	75.462M
5690MHz Straddle 5.47-5.725GHz_TnomVnom	Pass	Inf	109.125M	72.264M
5690MHz Straddle 5.725-5.85GHz_TnomVnom	Pass	500k	2.86M	37.041M
5775MHz_TnomVnom	Pass	500k	75.1M	75.562M

Port X-N dB = Port **X** 6dB down bandwidth for 5.725-5.85GHz band / 26dB down bandwidth for other band
Port X-OBW = Port **X** 99% occupied bandwidth;

802.11a_Nss1,(6Mbps)_1TX

EBW

5180MHz

14/05/2018

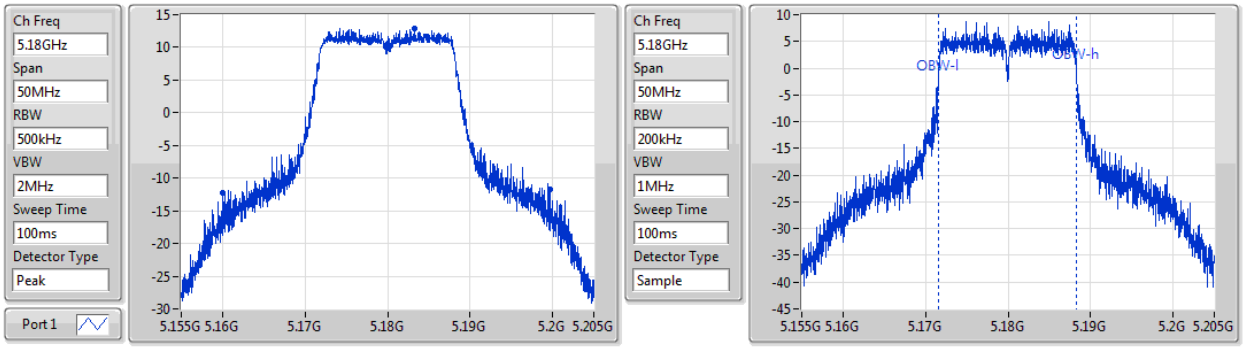

26dB(Hz)	Fl-26dB(Hz)	Fh-26dB(Hz)	OBW(Hz)	Fl-OBW(Hz)	Fh-OBW(Hz)	Limit(Hz)	Port
39.575M	5.160075G	5.19965G	16.817M	5.171529G	5.188346G	Inf	1

802.11a_Nss1,(6Mbps)_1TX

EBW

5200MHz

14/05/2018

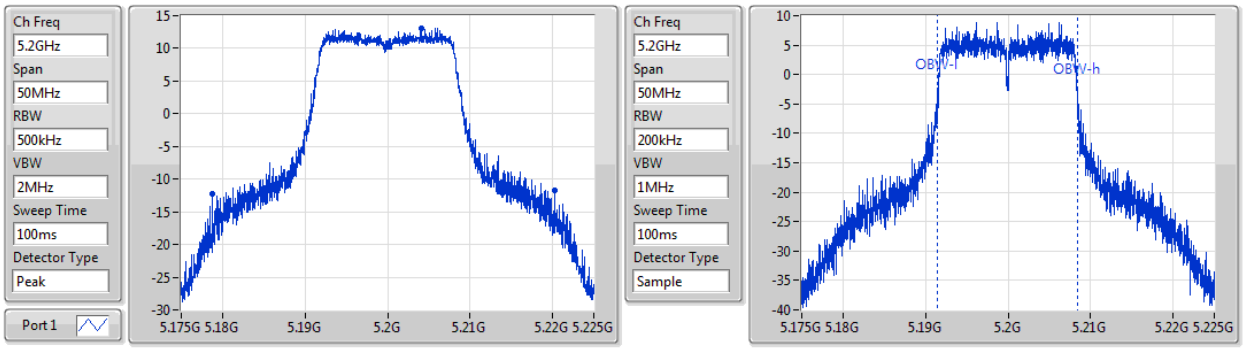

26dB(Hz)	Fl-26dB(Hz)	Fh-26dB(Hz)	OBW(Hz)	Fl-OBW(Hz)	Fh-OBW(Hz)	Limit(Hz)	Port
41.5M	5.1788G	5.2203G	16.892M	5.191479G	5.208371G	Inf	1

802.11a_Nss1,(6Mbps)_1TX

EBW

5240MHz

14/05/2018

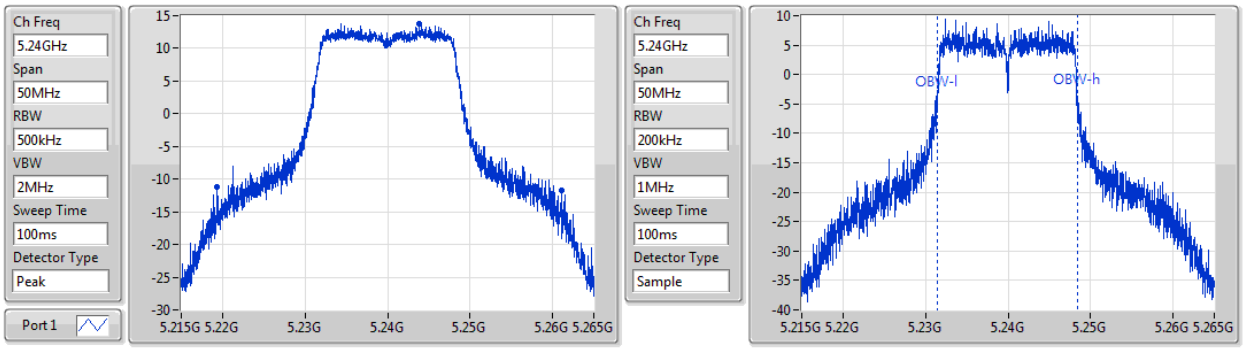

26dB(Hz)	Fl-26dB(Hz)	Fh-26dB(Hz)	OBW(Hz)	Fl-OBW(Hz)	Fh-OBW(Hz)	Limit(Hz)	Port
41.75M	5.2193G	5.26105G	17.066M	5.231379G	5.248446G	Inf	1

802.11a_Nss1,(6Mbps)_1TX — EBW

5260MHz

14/05/2018

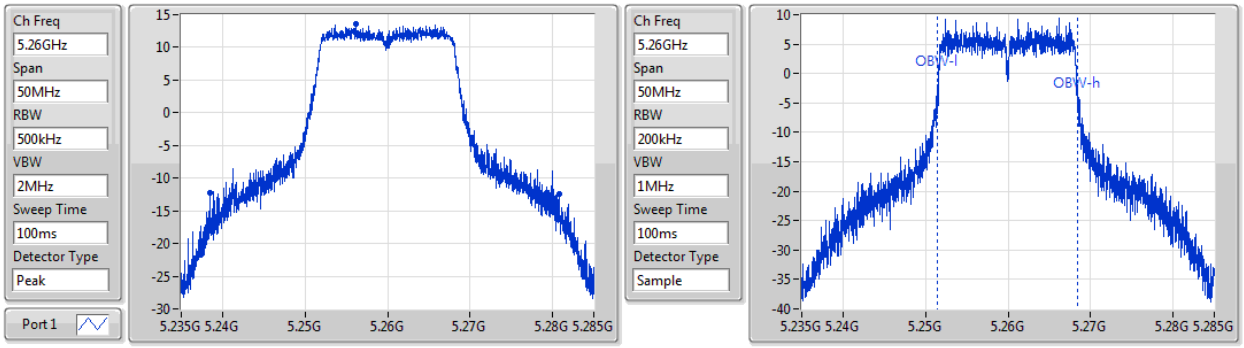

26dB(Hz)	Fl-26dB(Hz)	Fh-26dB(Hz)	OBW(Hz)	Fl-OBW(Hz)	Fh-OBW(Hz)	Limit(Hz)	Port
42.3M	5.238525G	5.280825G	17.091M	5.251404G	5.268496G	Inf	1

802.11a_Nss1,(6Mbps)_1TX — EBW

5300MHz

14/05/2018

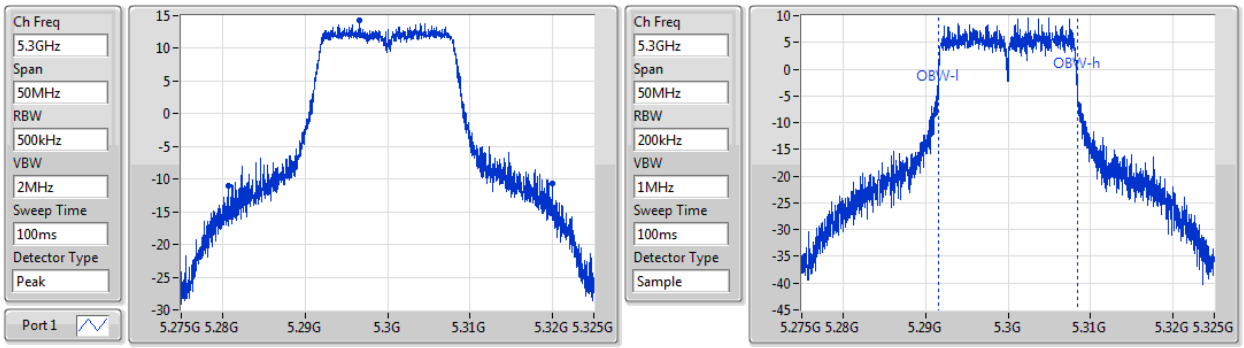

26dB(Hz)	Fl-26dB(Hz)	Fh-26dB(Hz)	OBW(Hz)	Fl-OBW(Hz)	Fh-OBW(Hz)	Limit(Hz)	Port
39.225M	5.280725G	5.31995G	16.867M	5.291529G	5.308396G	Inf	1

802.11a_Nss1,(6Mbps)_1TX — EBW

5320MHz

14/05/2018

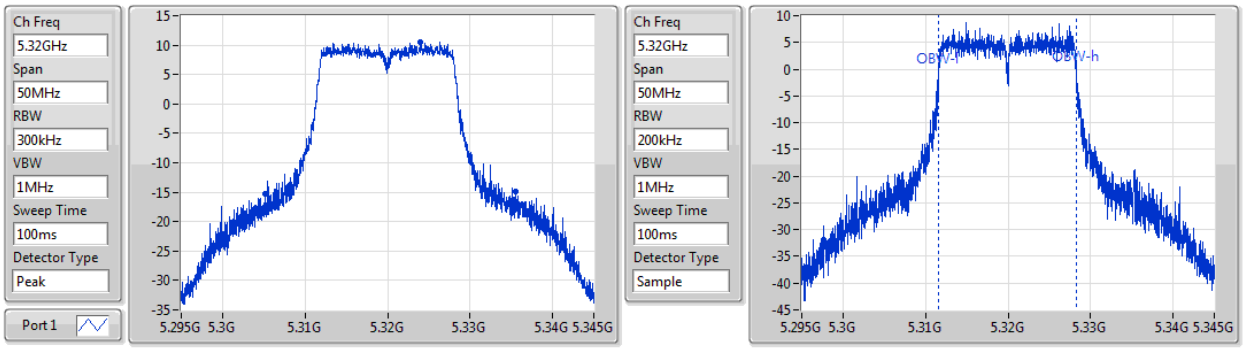

26dB(Hz)	Fl-26dB(Hz)	Fh-26dB(Hz)	OBW(Hz)	Fl-OBW(Hz)	Fh-OBW(Hz)	Limit(Hz)	Port
30.275M	5.3052G	5.335475G	16.717M	5.311579G	5.328296G	Inf	1

802.11a_Nss1,(6Mbps)_1TX — EBW

5500MHz

14/05/2018

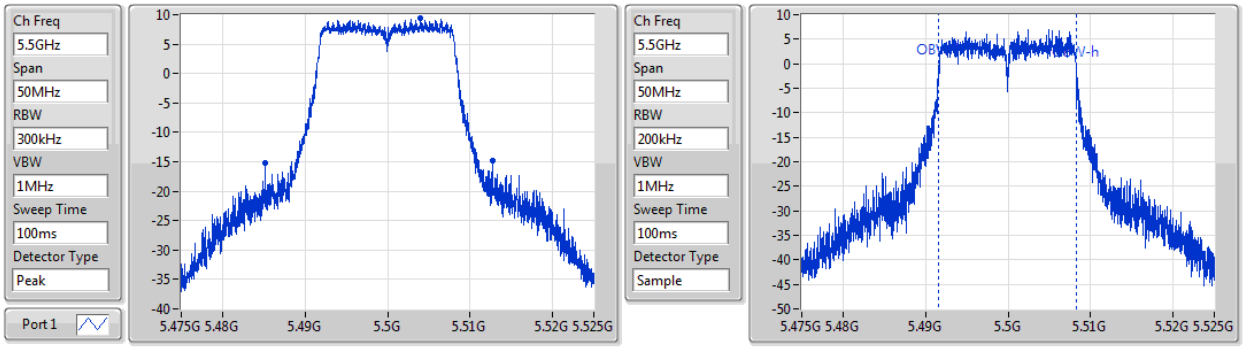

26dB(Hz)	Fl-26dB(Hz)	Fh-26dB(Hz)	OBW(Hz)	Fl-OBW(Hz)	Fh-OBW(Hz)	Limit(Hz)	Port
27.55M	5.485125G	5.512675G	16.692M	5.491579G	5.508271G	Inf	1

802.11a_Nss1,(6Mbps)_1TX — EBW

5580MHz

14/05/2018

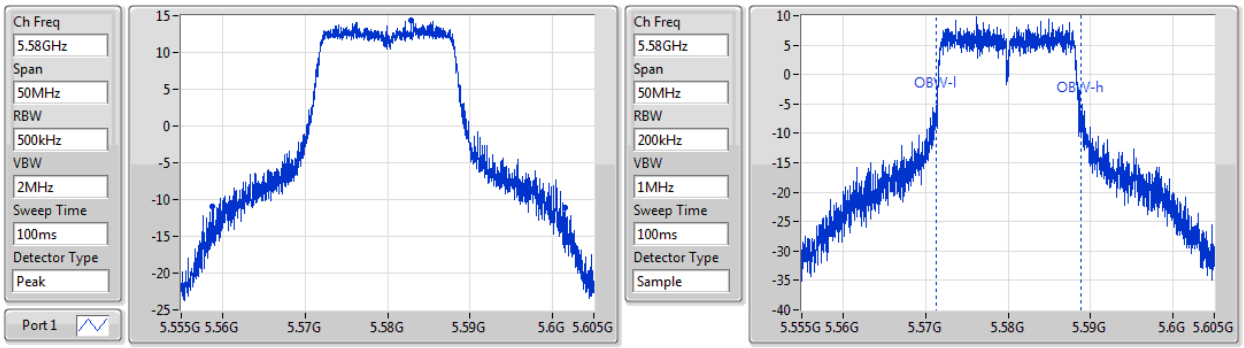

26dB(Hz)	Fl-26dB(Hz)	Fh-26dB(Hz)	OBW(Hz)	Fl-OBW(Hz)	Fh-OBW(Hz)	Limit(Hz)	Port
42.775M	5.55875G	5.601525G	17.541M	5.571304G	5.588846G	Inf	1

802.11a_Nss1,(6Mbps)_1TX — EBW

5700MHz

14/05/2018

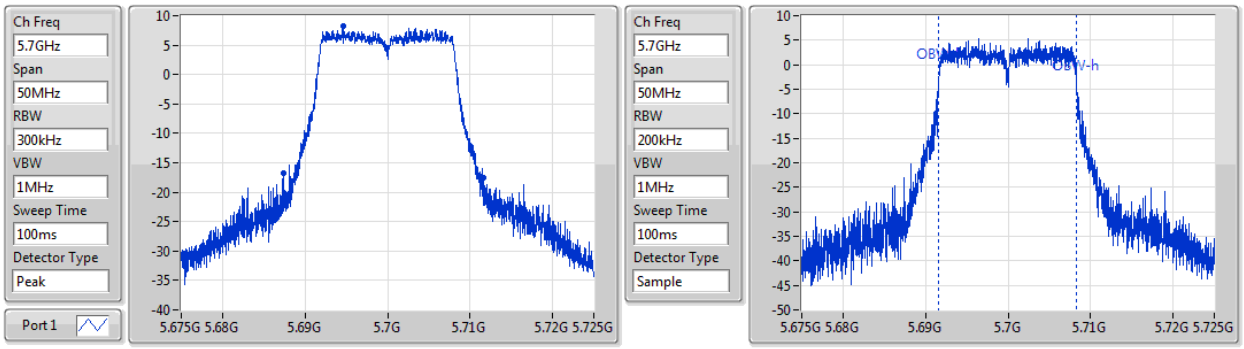

26dB(Hz)	Fl-26dB(Hz)	Fh-26dB(Hz)	OBW(Hz)	Fl-OBW(Hz)	Fh-OBW(Hz)	Limit(Hz)	Port
24.325M	5.68735G	5.711675G	16.642M	5.691629G	5.708271G	Inf	1

802.11a_Nss1,(6Mbps)_1TX — EBW

5720MHz Straddle 5.47-5.725GHz

14/05/2018

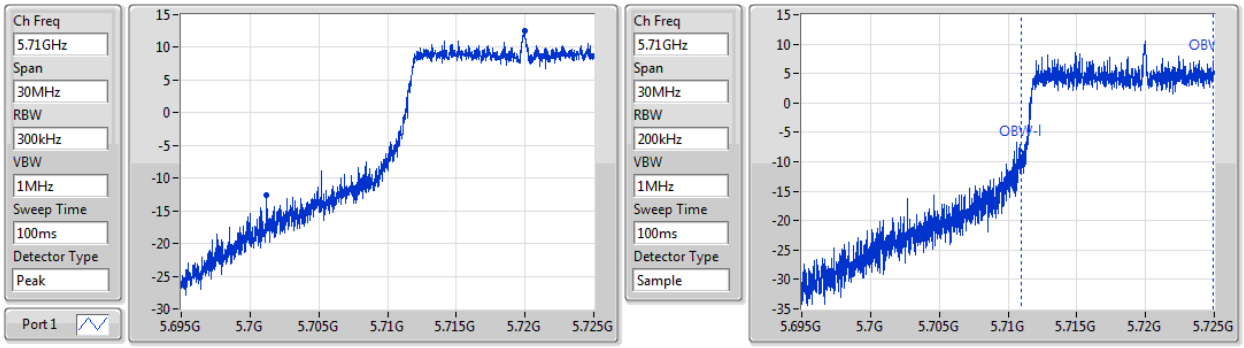

26dB(Hz)	Fl-26dB(Hz)	Fh-26dB(Hz)	OBW(Hz)	Fl-OBW(Hz)	Fh-OBW(Hz)	Limit(Hz)	Port
23.79M	5.70121G	5.725G	13.943M	5.71099G	5.724933G	Inf	1

802.11a_Nss1,(6Mbps)_1TX — EBW

5720MHz Straddle 5.725-5.85GHz

14/05/2018

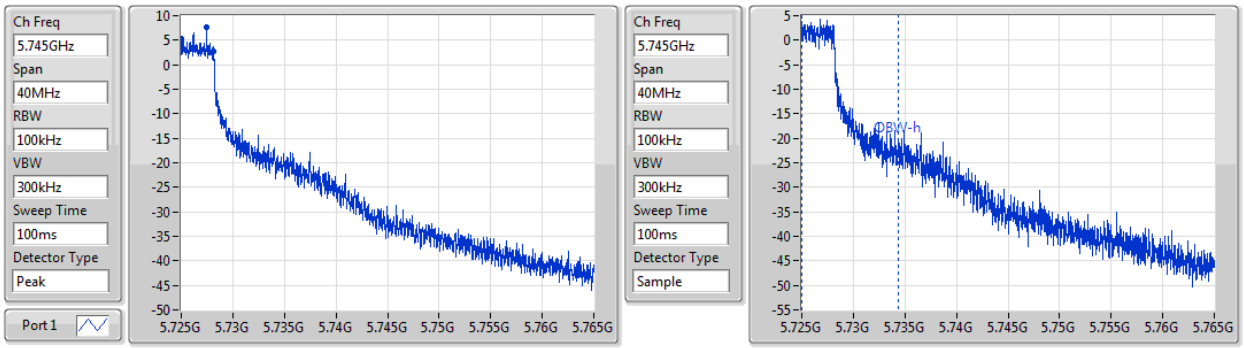

6dB(Hz)	Fl-6dB(Hz)	Fh-6dB(Hz)	OBW(Hz)	Fl-OBW(Hz)	Fh-OBW(Hz)	Limit(Hz)	Port
3.1M	5.725G	5.7281G	9.355M	5.72501G	5.734365G	500k	1

802.11a_Nss1,(6Mbps)_1TX — EBW

5745MHz

14/05/2018

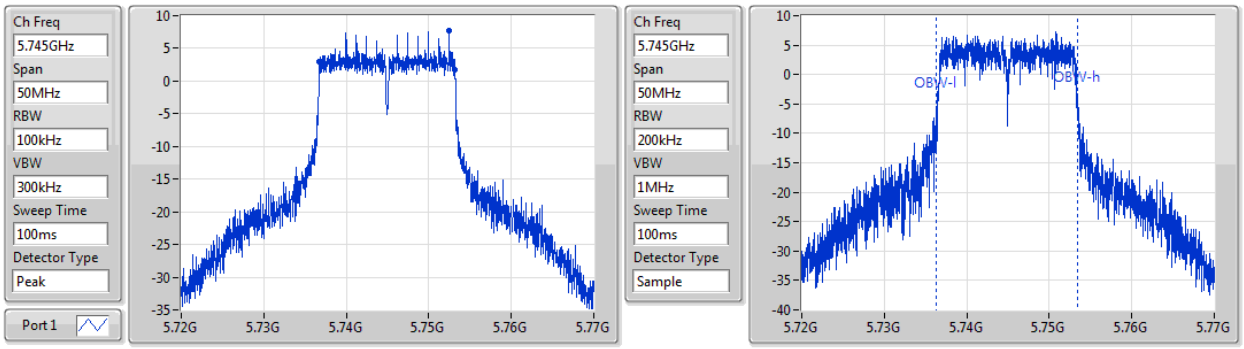

6dB(Hz)	Fl-6dB(Hz)	Fh-6dB(Hz)	OBW(Hz)	Fl-OBW(Hz)	Fh-OBW(Hz)	Limit(Hz)	Port
16.35M	5.736775G	5.753125G	17.116M	5.736354G	5.753471G	500k	1

802.11a_Nss1,(6Mbps)_1TX — EBW

5785MHz

14/05/2018

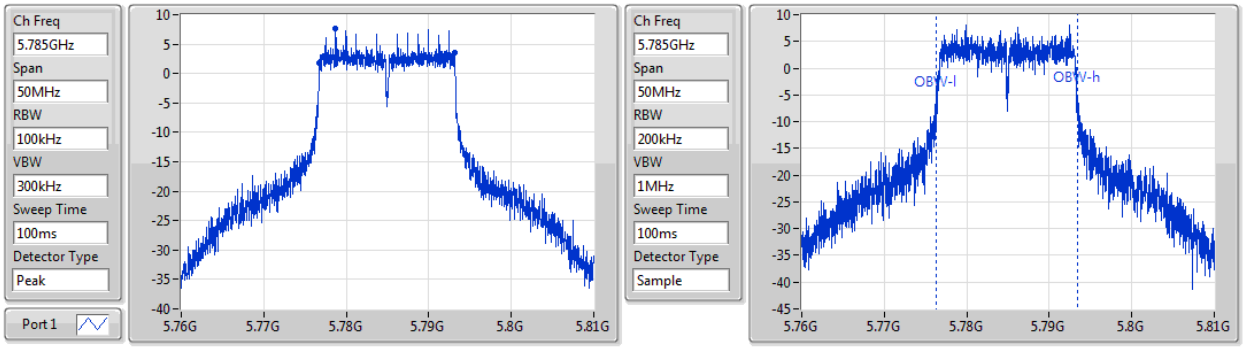

6dB(Hz)	Fl-6dB(Hz)	Fh-6dB(Hz)	OBW(Hz)	Fl-OBW(Hz)	Fh-OBW(Hz)	Limit(Hz)	Port
16.325M	5.776775G	5.7931G	17.141M	5.776329G	5.793471G	500k	1

802.11a_Nss1,(6Mbps)_1TX — EBW

5825MHz

14/05/2018

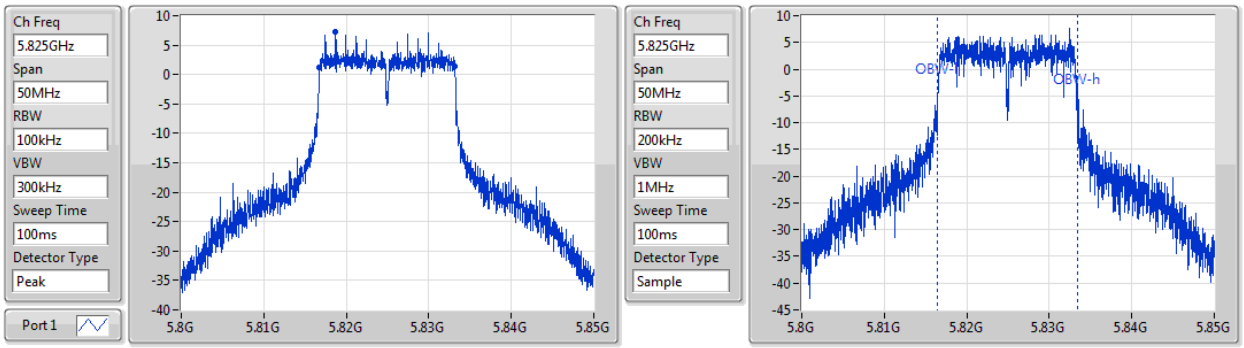

6dB(Hz)	Fl-6dB(Hz)	Fh-6dB(Hz)	OBW(Hz)	Fl-OBW(Hz)	Fh-OBW(Hz)	Limit(Hz)	Port
16.35M	5.816775G	5.833125G	16.967M	5.816454G	5.833421G	500k	1

802.11ac VHT20_Nss1,(MCS0)_1TX — EBW

5180MHz

14/05/2018

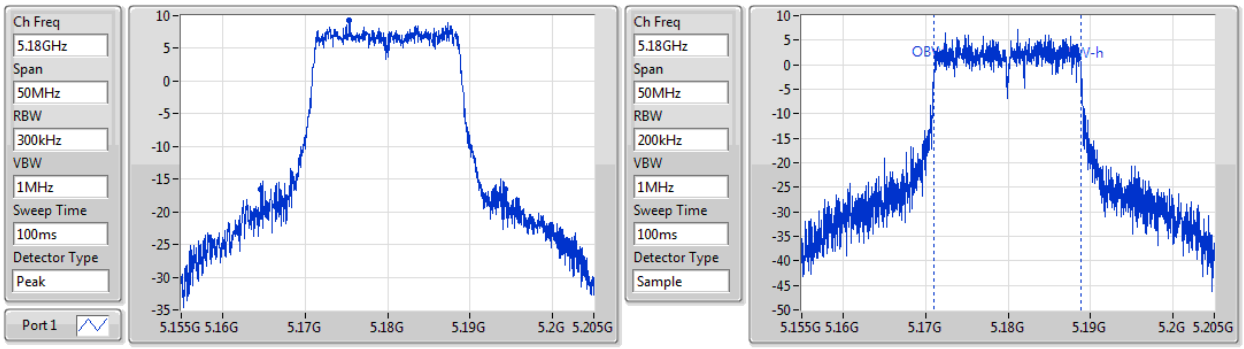

26dB(Hz)	Fl-26dB(Hz)	Fh-26dB(Hz)	OBW(Hz)	Fl-OBW(Hz)	Fh-OBW(Hz)	Limit(Hz)	Port
29.7M	5.1646G	5.1943G	17.816M	5.171029G	5.188846G	Inf	1

802.11ac VHT20_Nss1,(MCS0)_1TX — EBW

5200MHz

14/05/2018

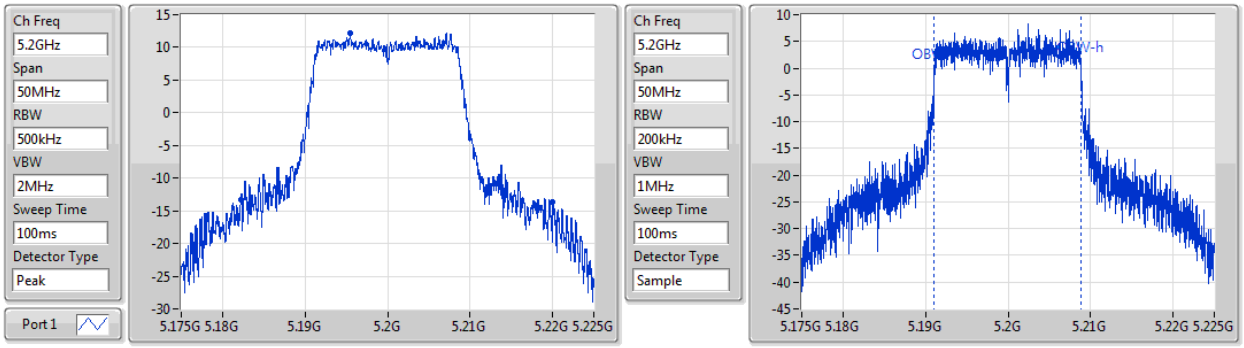

26dB(Hz)	Fl-26dB(Hz)	Fh-26dB(Hz)	OBW(Hz)	Fl-OBW(Hz)	Fh-OBW(Hz)	Limit(Hz)	Port
37.825M	5.182225G	5.22005G	17.866M	5.191029G	5.208896G	Inf	1

802.11ac VHT20_Nss1,(MCS0)_1TX — EBW

5240MHz

14/05/2018

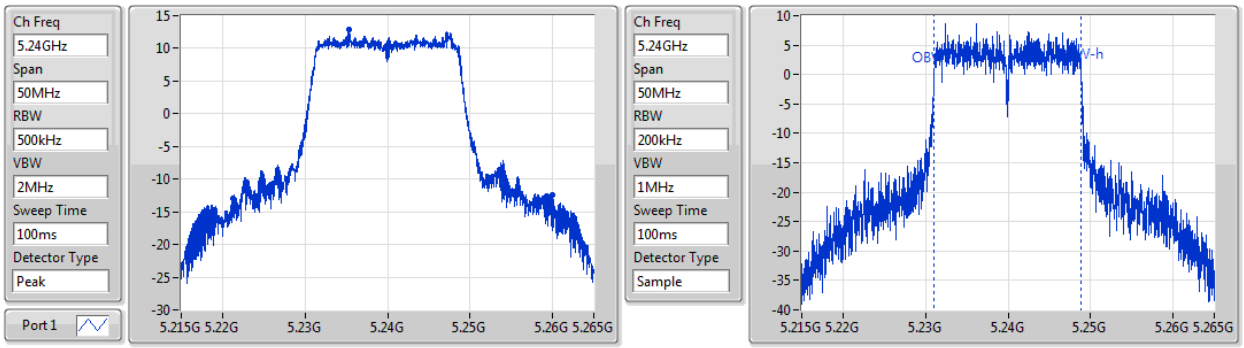

26dB(Hz)	Fl-26dB(Hz)	Fh-26dB(Hz)	OBW(Hz)	Fl-OBW(Hz)	Fh-OBW(Hz)	Limit(Hz)	Port
38.725M	5.2212G	5.259925G	17.866M	5.231029G	5.248896G	Inf	1

802.11ac VHT20_Nss1,(MCS0)_1TX — EBW

5260MHz

14/05/2018

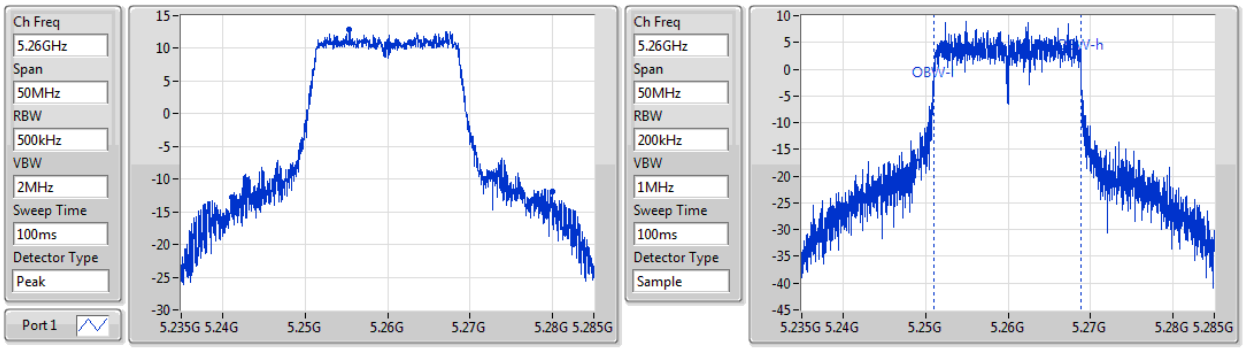

26dB(Hz)	Fl-26dB(Hz)	Fh-26dB(Hz)	OBW(Hz)	Fl-OBW(Hz)	Fh-OBW(Hz)	Limit(Hz)	Port
38.8M	5.24115G	5.27995G	17.916M	5.250955G	5.268871G	Inf	1

802.11ac VHT20_Nss1,(MCS0)_1TX — EBW

5300MHz

14/05/2018

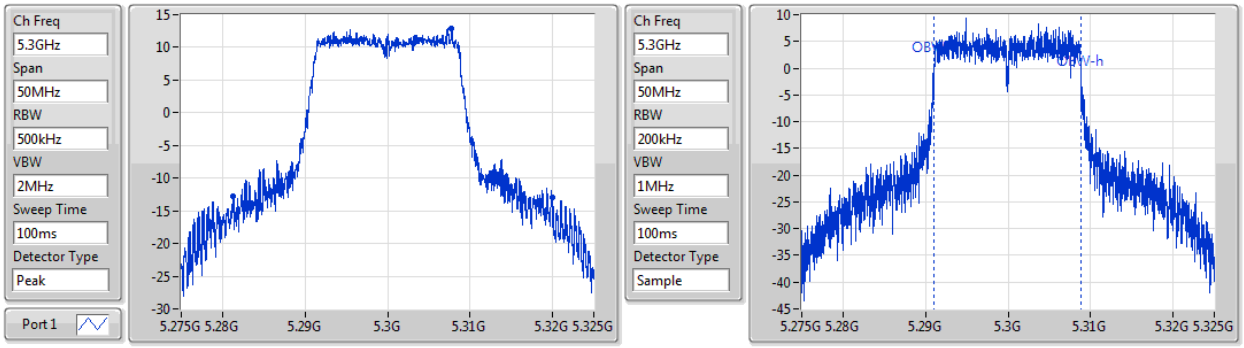

26dB(Hz)	Fl-26dB(Hz)	Fh-26dB(Hz)	OBW(Hz)	Fl-OBW(Hz)	Fh-OBW(Hz)	Limit(Hz)	Port
38.8M	5.2812G	5.32G	17.866M	5.291004G	5.308871G	Inf	1

802.11ac VHT20_Nss1,(MCS0)_1TX — EBW

5320MHz

14/05/2018

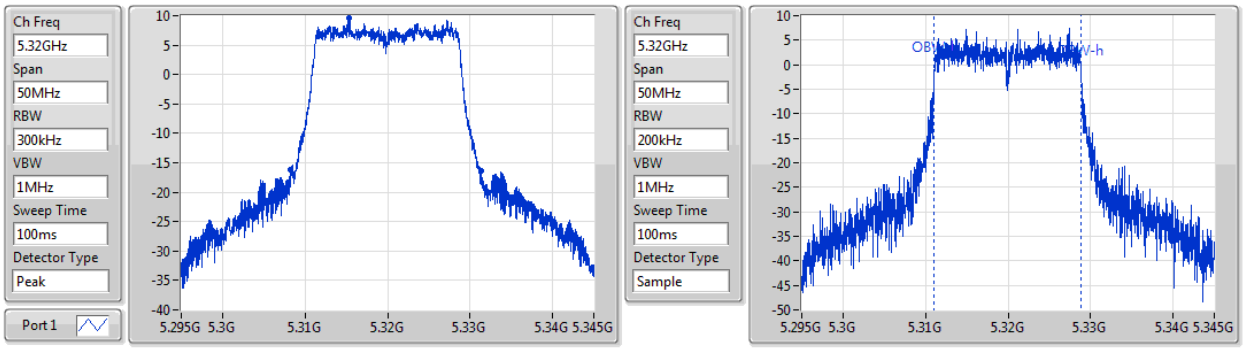

26dB(Hz)	Fl-26dB(Hz)	Fh-26dB(Hz)	OBW(Hz)	Fl-OBW(Hz)	Fh-OBW(Hz)	Limit(Hz)	Port
23.025M	5.308275G	5.3313G	17.741M	5.311079G	5.328821G	Inf	1

802.11ac VHT20_Nss1,(MCS0)_1TX — EBW

5500MHz

14/05/2018

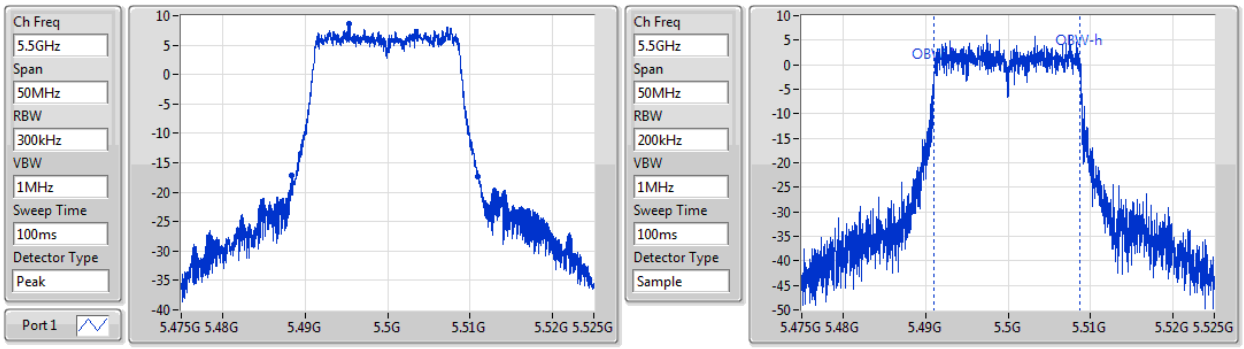

26dB(Hz)	Fl-26dB(Hz)	Fh-26dB(Hz)	OBW(Hz)	Fl-OBW(Hz)	Fh-OBW(Hz)	Limit(Hz)	Port
22.6M	5.4884G	5.511G	17.716M	5.491054G	5.508771G	Inf	1

802.11ac VHT20_Nss1,(MCS0)_1TX — EBW

5580MHz

14/05/2018

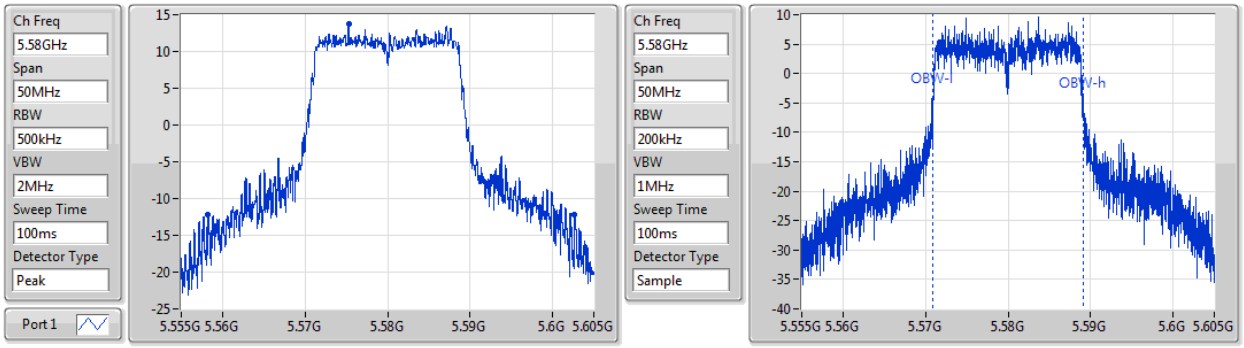

26dB(Hz)	Fl-26dB(Hz)	Fh-26dB(Hz)	OBW(Hz)	Fl-OBW(Hz)	Fh-OBW(Hz)	Limit(Hz)	Port
44.475M	5.5582G	5.602675G	18.166M	5.57093G	5.589095G	Inf	1

802.11ac VHT20_Nss1,(MCS0)_1TX — EBW

5700MHz

14/05/2018

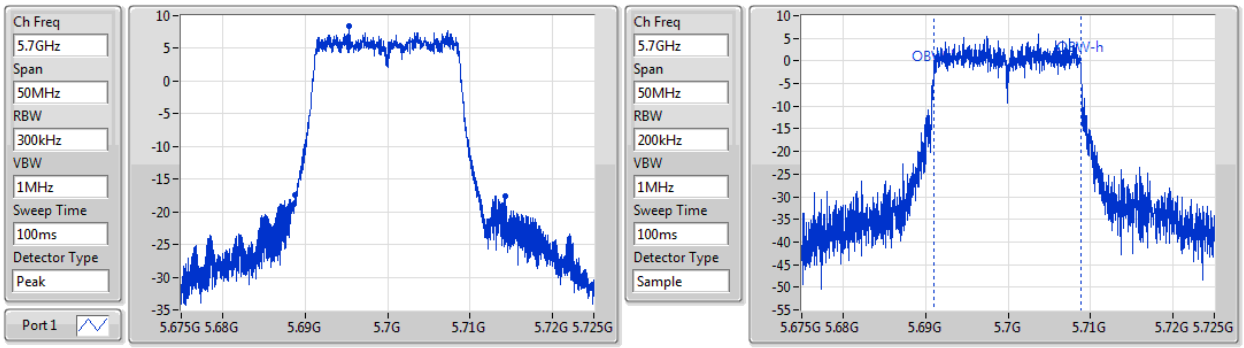

26dB(Hz)	Fl-26dB(Hz)	Fh-26dB(Hz)	OBW(Hz)	Fl-OBW(Hz)	Fh-OBW(Hz)	Limit(Hz)	Port
25.425M	5.68885G	5.714275G	17.841M	5.691004G	5.708846G	Inf	1

802.11ac VHT20_Nss1,(MCS0)_1TX — EBW

5720MHz Straddle 5.47-5.725GHz

14/05/2018

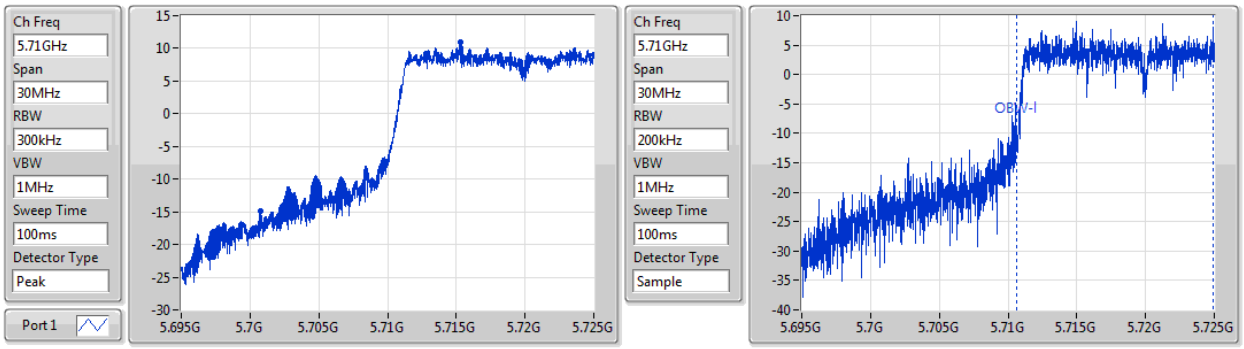

26dB(Hz)	Fl-26dB(Hz)	Fh-26dB(Hz)	OBW(Hz)	Fl-OBW(Hz)	Fh-OBW(Hz)	Limit(Hz)	Port
24.27M	5.70073G	5.725G	14.348M	5.7106G	5.724948G	Inf	1

802.11ac VHT20_Nss1,(MCS0)_1TX — EBW

5720MHz Straddle 5.725-5.85GHz

14/05/2018

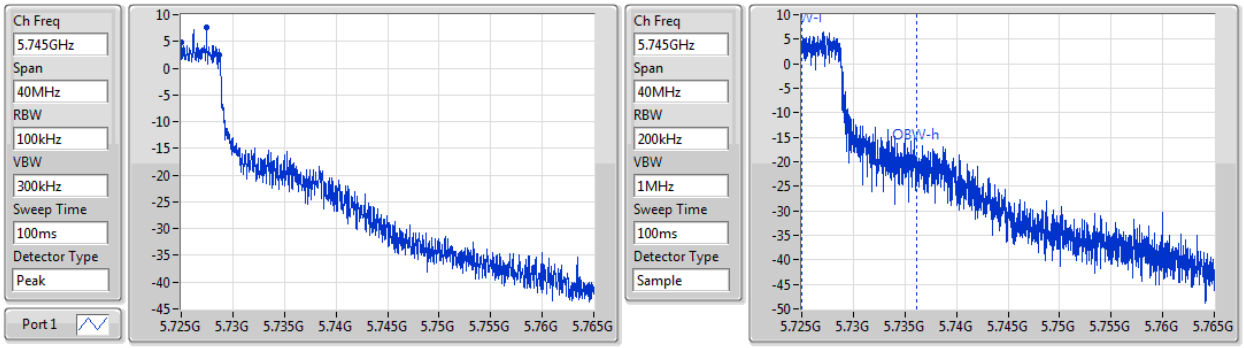

6dB(Hz)	Fl-6dB(Hz)	Fh-6dB(Hz)	OBW(Hz)	Fl-OBW(Hz)	Fh-OBW(Hz)	Limit(Hz)	Port
3.72M	5.725G	5.72872G	11.154M	5.72503G	5.736184G	500k	1

802.11ac VHT20_Nss1,(MCS0)_1TX — EBW

5745MHz

14/05/2018

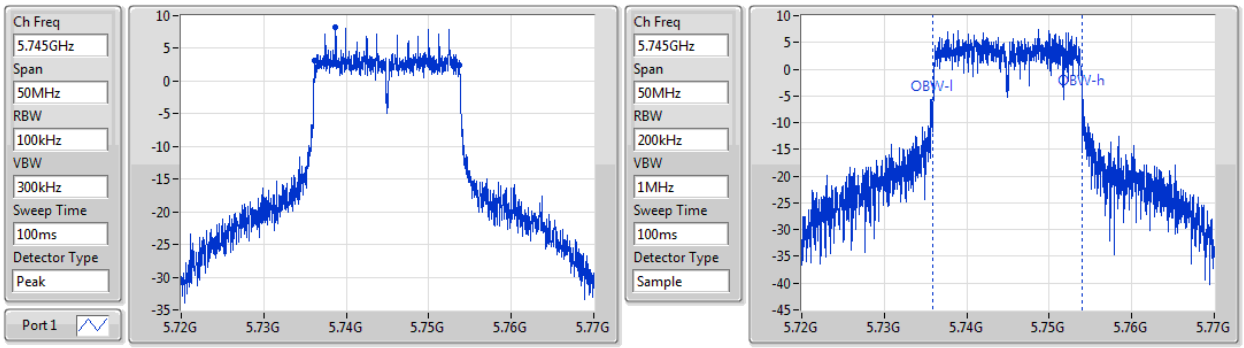

6dB(Hz)	Fl-6dB(Hz)	Fh-6dB(Hz)	OBW(Hz)	Fl-OBW(Hz)	Fh-OBW(Hz)	Limit(Hz)	Port
17.55M	5.736175G	5.753725G	18.041M	5.73593G	5.753971G	500k	1

802.11ac VHT20_Nss1,(MCS0)_1TX — EBW

5785MHz

14/05/2018

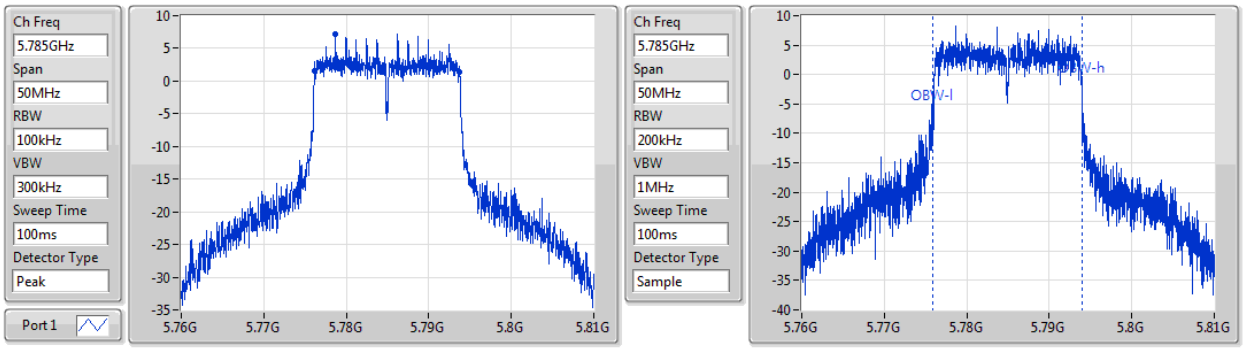

6dB(Hz)	Fl-6dB(Hz)	Fh-6dB(Hz)	OBW(Hz)	Fl-OBW(Hz)	Fh-OBW(Hz)	Limit(Hz)	Port
17.6M	5.77615G	5.79375G	18.116M	5.775855G	5.793971G	500k	1

802.11ac VHT20_Nss1,(MCS0)_1TX — EBW

5825MHz

14/05/2018

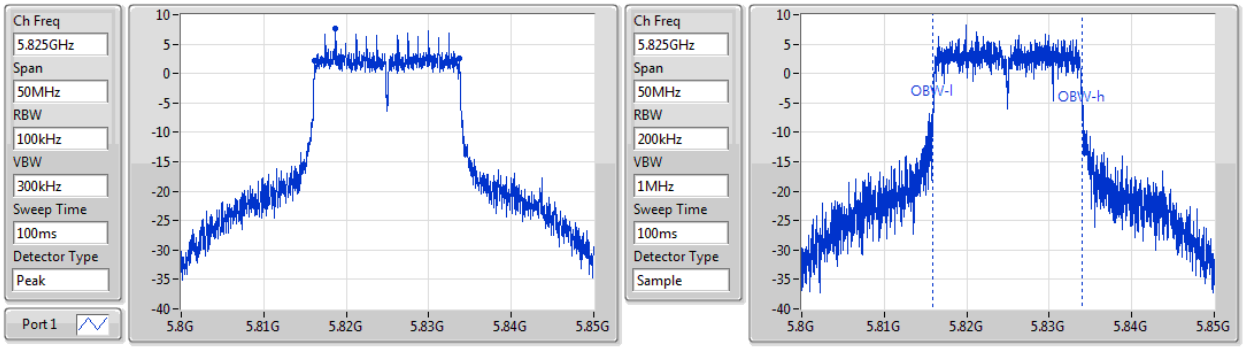

6dB(Hz)	Fl-6dB(Hz)	Fh-6dB(Hz)	OBW(Hz)	Fl-OBW(Hz)	Fh-OBW(Hz)	Limit(Hz)	Port
17.55M	5.816175G	5.833725G	18.091M	5.81593G	5.83402G	500k	1

802.11ac VHT40_Nss1,(MCS0)_1TX — EBW

5190MHz

14/05/2018

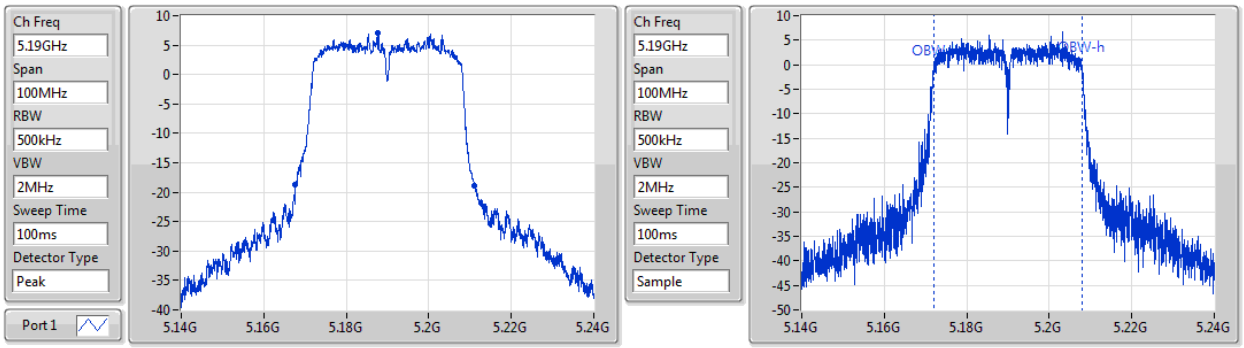

26dB(Hz)	Fl-26dB(Hz)	Fh-26dB(Hz)	OBW(Hz)	Fl-OBW(Hz)	Fh-OBW(Hz)	Limit(Hz)	Port
43.45M	5.1677G	5.21115G	36.132M	5.171909G	5.208041G	Inf	1

802.11ac VHT40_Nss1,(MCS0)_1TX — EBW

5230MHz

14/05/2018

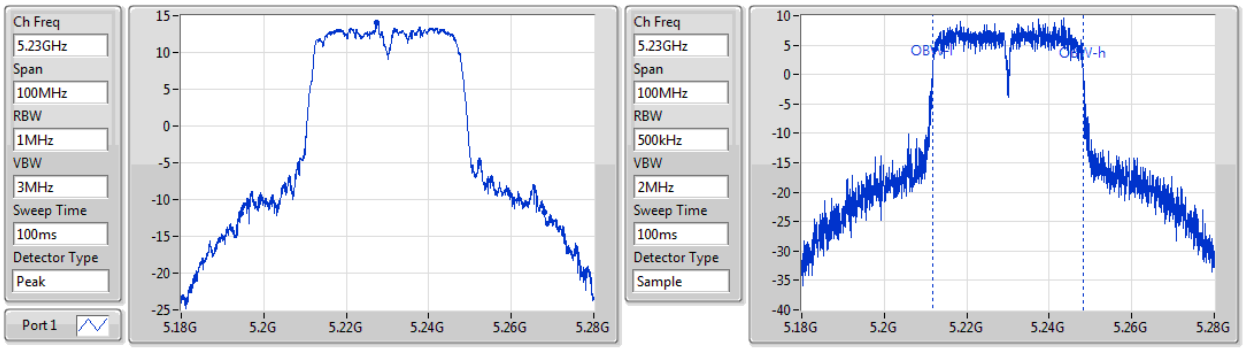

26dB(Hz)	Fl-26dB(Hz)	Fh-26dB(Hz)	OBW(Hz)	Fl-OBW(Hz)	Fh-OBW(Hz)	Limit(Hz)	Port
73.7M	5.1944G	5.2681G	36.482M	5.211709G	5.248191G	Inf	1

802.11ac VHT40_Nss1,(MCS0)_1TX — EBW

5270MHz

14/05/2018

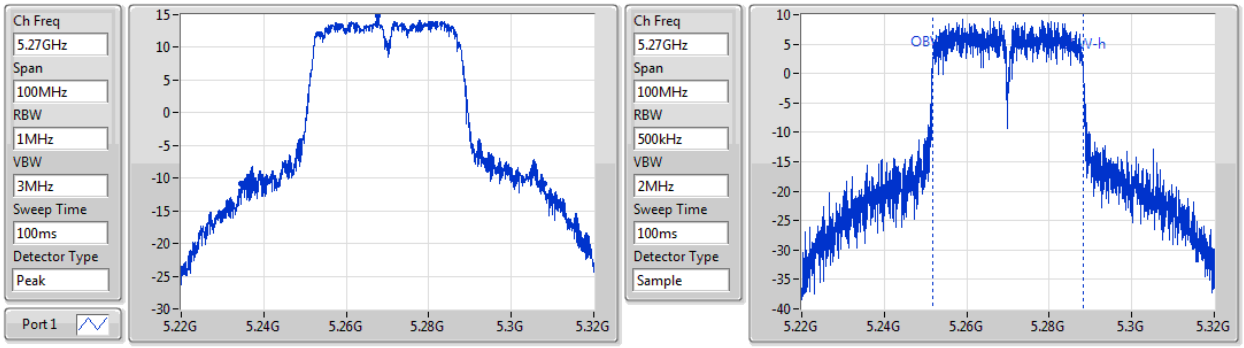

26dB(Hz)	Fl-26dB(Hz)	Fh-26dB(Hz)	OBW(Hz)	Fl-OBW(Hz)	Fh-OBW(Hz)	Limit(Hz)	Port
73.65M	5.23445G	5.3081G	36.482M	5.251759G	5.288241G	Inf	1

802.11ac VHT40_Nss1,(MCS0)_1TX — EBW

5310MHz

14/05/2018

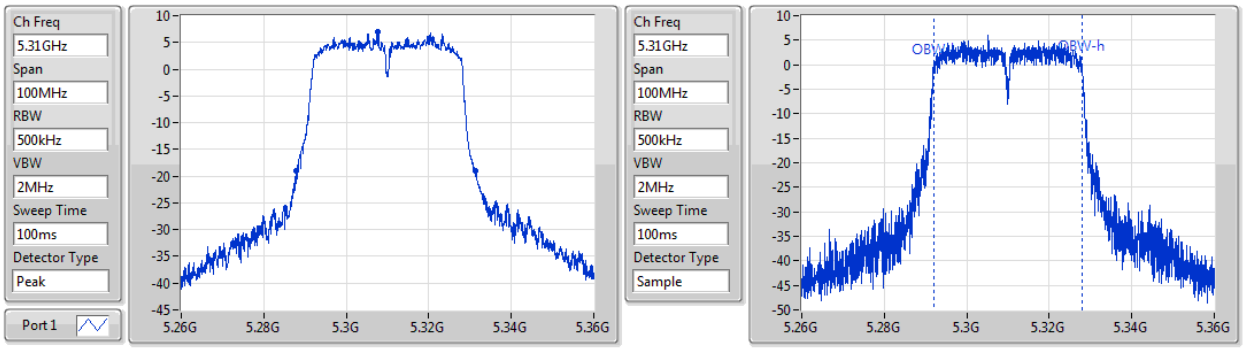

26dB(Hz)	Fl-26dB(Hz)	Fh-26dB(Hz)	OBW(Hz)	Fl-OBW(Hz)	Fh-OBW(Hz)	Limit(Hz)	Port
43.3M	5.28795G	5.33125G	36.082M	5.291909G	5.327991G	Inf	1

802.11ac VHT40_Nss1,(MCS0)_1TX — EBW

5510MHz

14/05/2018

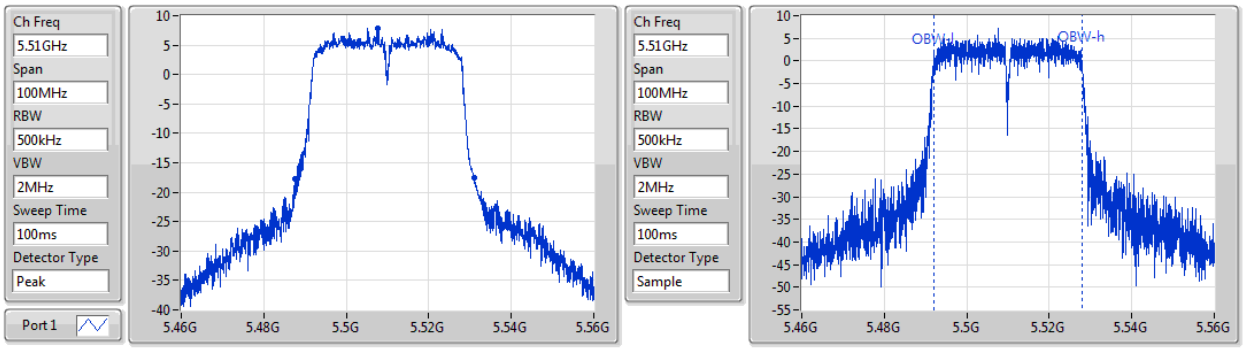

26dB(Hz)	Fl-26dB(Hz)	Fh-26dB(Hz)	OBW(Hz)	Fl-OBW(Hz)	Fh-OBW(Hz)	Limit(Hz)	Port
43.4M	5.4877G	5.5311G	36.032M	5.491909G	5.527941G	Inf	1

802.11ac VHT40_Nss1,(MCS0)_1TX — EBW

5550MHz

14/05/2018

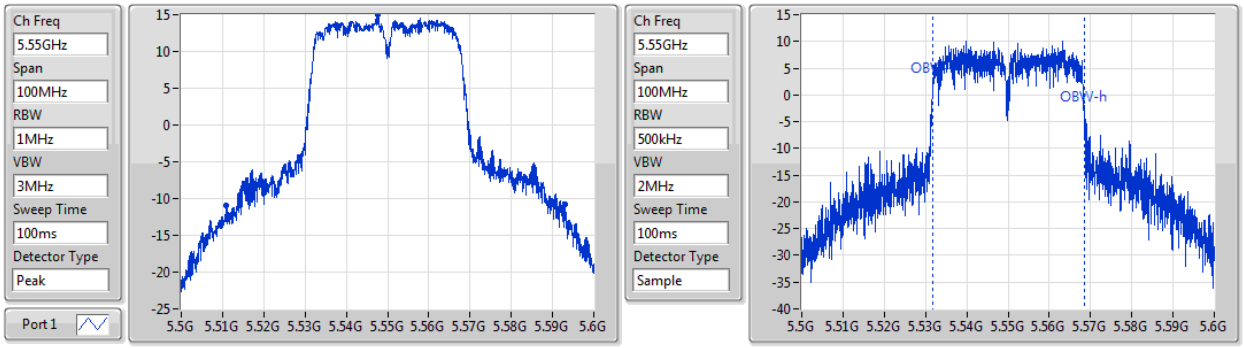

26dB(Hz)	Fl-26dB(Hz)	Fh-26dB(Hz)	OBW(Hz)	Fl-OBW(Hz)	Fh-OBW(Hz)	Limit(Hz)	Port
82.15M	5.51085G	5.593G	36.882M	5.531659G	5.568541G	Inf	1

802.11ac VHT40_Nss1,(MCS0)_1TX — EBW

5670MHz

14/05/2018

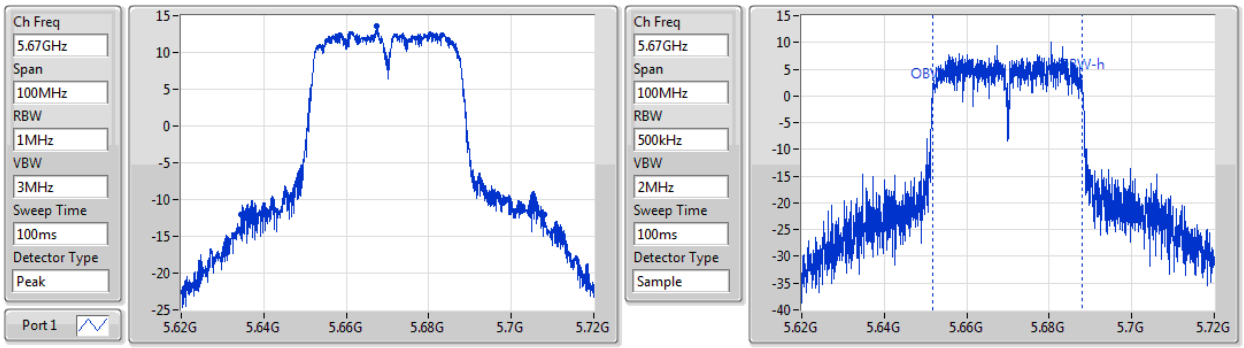

26dB(Hz)	Fl-26dB(Hz)	Fh-26dB(Hz)	OBW(Hz)	Fl-OBW(Hz)	Fh-OBW(Hz)	Limit(Hz)	Port
73.5M	5.63445G	5.70795G	36.332M	5.651759G	5.688091G	Inf	1

802.11ac VHT40_Nss1,(MCS0)_1TX — EBW

5710MHz Straddle 5.47-5.725GHz

14/05/2018

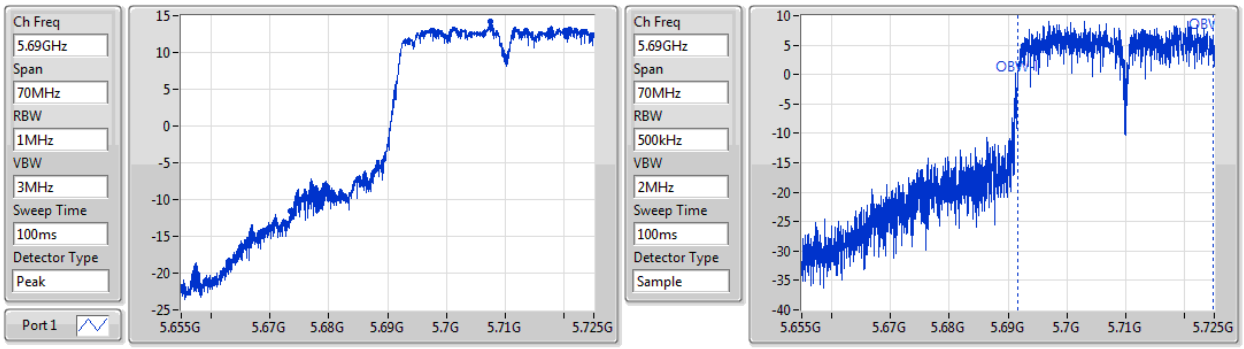

26dB(Hz)	Fl-26dB(Hz)	Fh-26dB(Hz)	OBW(Hz)	Fl-OBW(Hz)	Fh-OBW(Hz)	Limit(Hz)	Port
51.415M	5.673585G	5.725G	33.163M	5.691609G	5.724773G	Inf	1

802.11ac VHT40_Nss1,(MCS0)_1TX — EBW

5710MHz Straddle 5.725-5.85GHz

14/05/2018

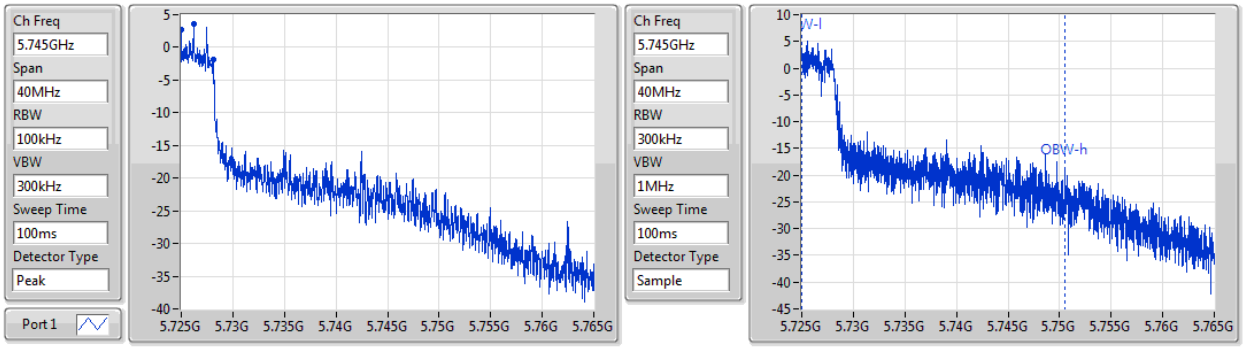

6dB(Hz)	Fl-6dB(Hz)	Fh-6dB(Hz)	OBW(Hz)	Fl-OBW(Hz)	Fh-OBW(Hz)	Limit(Hz)	Port
3.1M	5.725G	5.7281G	25.467M	5.72501G	5.750477G	500k	1

802.11ac VHT40_Nss1,(MCS0)_1TX — EBW

5755MHz

14/05/2018

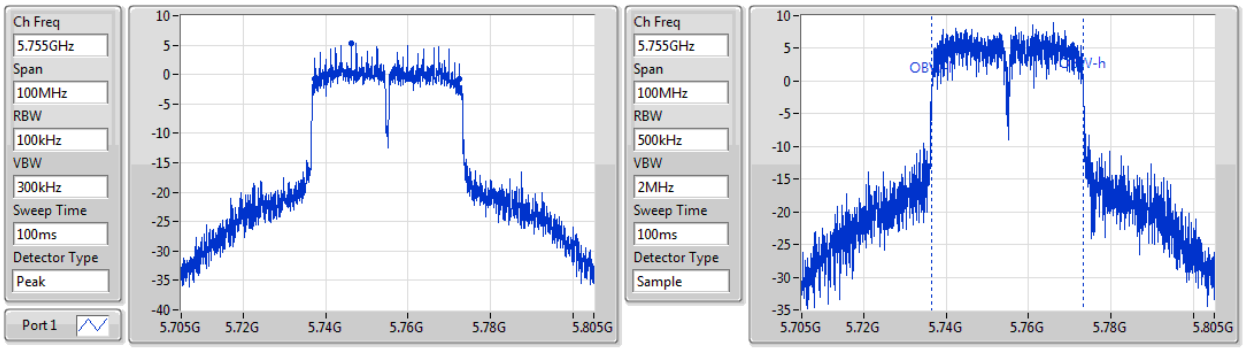

6dB(Hz)	Fl-6dB(Hz)	Fh-6dB(Hz)	OBW(Hz)	Fl-OBW(Hz)	Fh-OBW(Hz)	Limit(Hz)	Port
35.3M	5.7372G	5.7725G	36.682M	5.736609G	5.773291G	500k	1

802.11ac VHT40_Nss1,(MCS0)_1TX — EBW

5795MHz

14/05/2018

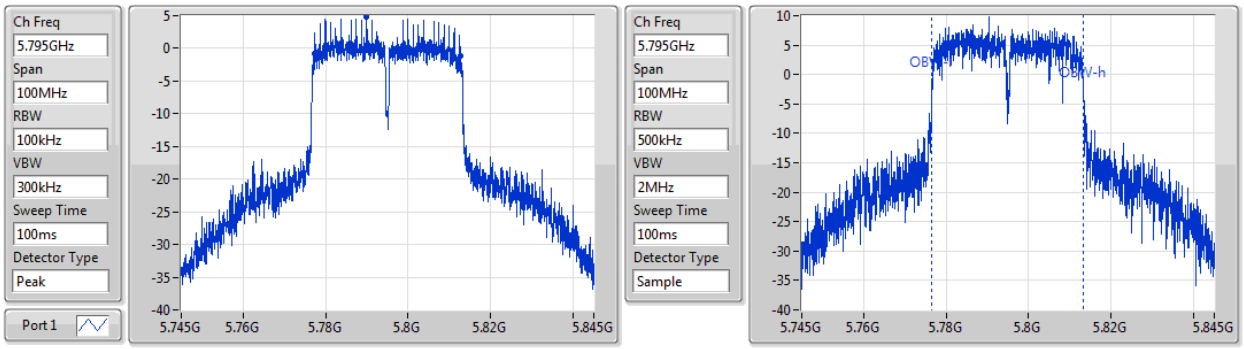

6dB(Hz)	Fl-6dB(Hz)	Fh-6dB(Hz)	OBW(Hz)	Fl-OBW(Hz)	Fh-OBW(Hz)	Limit(Hz)	Port
35.35M	5.7772G	5.81255G	36.732M	5.776609G	5.813341G	500k	1

802.11ac VHT80_Nss1,(MCS0)_1TX — EBW

5210MHz

14/05/2018

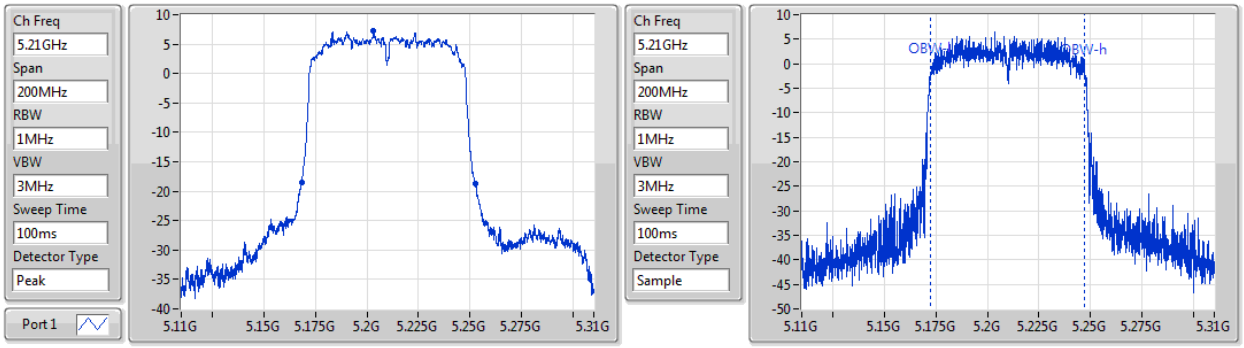

26dB(Hz)	Fl-26dB(Hz)	Fh-26dB(Hz)	OBW(Hz)	Fl-OBW(Hz)	Fh-OBW(Hz)	Limit(Hz)	Port
84.2M	5.1683G	5.2525G	74.663M	5.172519G	5.247181G	Inf	1

802.11ac VHT80_Nss1,(MCS0)_1TX — EBW

5290MHz

14/05/2018

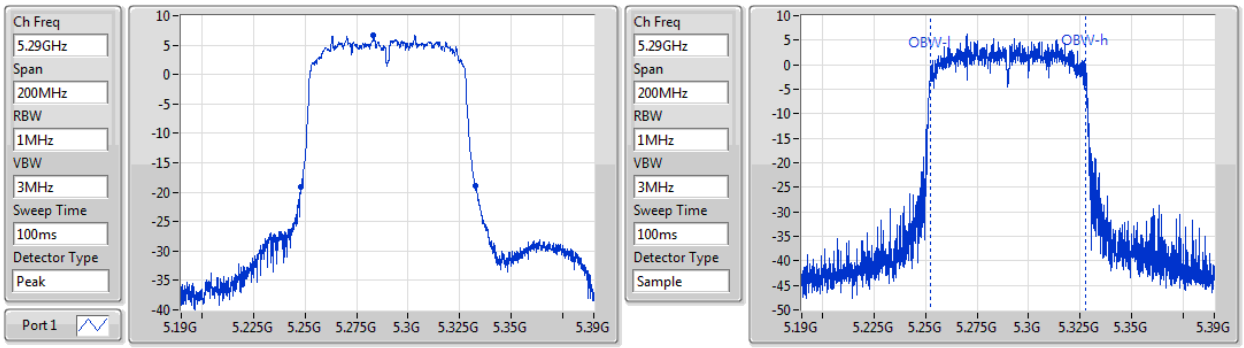

26dB(Hz)	Fl-26dB(Hz)	Fh-26dB(Hz)	OBW(Hz)	Fl-OBW(Hz)	Fh-OBW(Hz)	Limit(Hz)	Port
84.6M	5.2481G	5.3327G	74.763M	5.252619G	5.327381G	Inf	1

802.11ac VHT80_Nss1,(MCS0)_1TX — EBW

5530MHz

14/05/2018

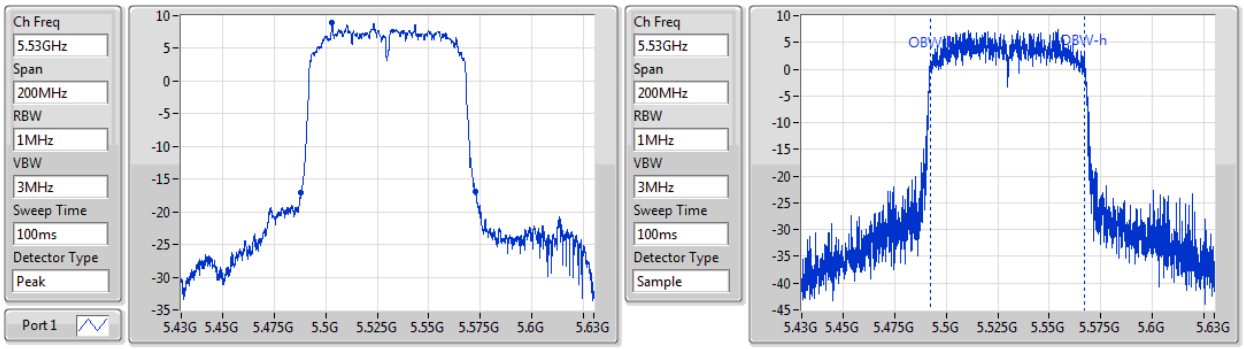

26dB(Hz)	Fl-26dB(Hz)	Fh-26dB(Hz)	OBW(Hz)	Fl-OBW(Hz)	Fh-OBW(Hz)	Limit(Hz)	Port
84.6M	5.488G	5.5726G	74.863M	5.492419G	5.567281G	Inf	1

802.11ac VHT80_Nss1,(MCS0)_1TX — EBW

5610MHz

14/05/2018

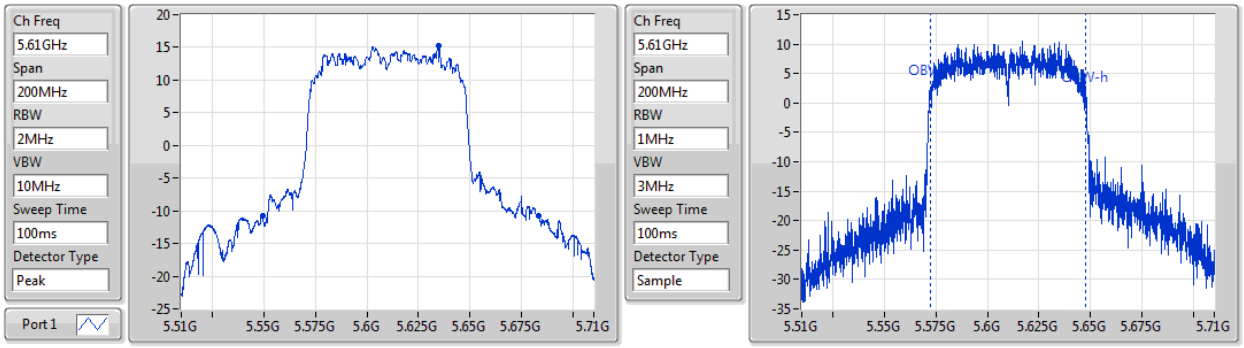

26dB(Hz)	Fl-26dB(Hz)	Fh-26dB(Hz)	OBW(Hz)	Fl-OBW(Hz)	Fh-OBW(Hz)	Limit(Hz)	Port
133.8M	5.5494G	5.6832G	75.462M	5.572319G	5.647781G	Inf	1

802.11ac VHT80_Nss1,(MCS0)_1TX — EBW

5690MHz Straddle 5.47-5.725GHz

14/05/2018

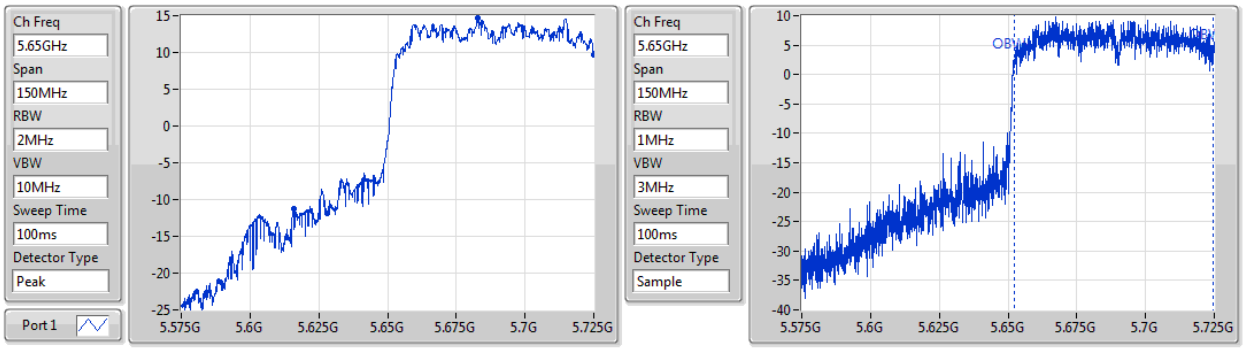

26dB(Hz)	Fl-26dB(Hz)	Fh-26dB(Hz)	OBW(Hz)	Fl-OBW(Hz)	Fh-OBW(Hz)	Limit(Hz)	Port
109.125M	5.615875G	5.725G	72.264M	5.652174G	5.724438G	Inf	1

802.11ac VHT80_Nss1,(MCS0)_1TX — EBW

5690MHz Straddle 5.725-5.85GHz

14/05/2018

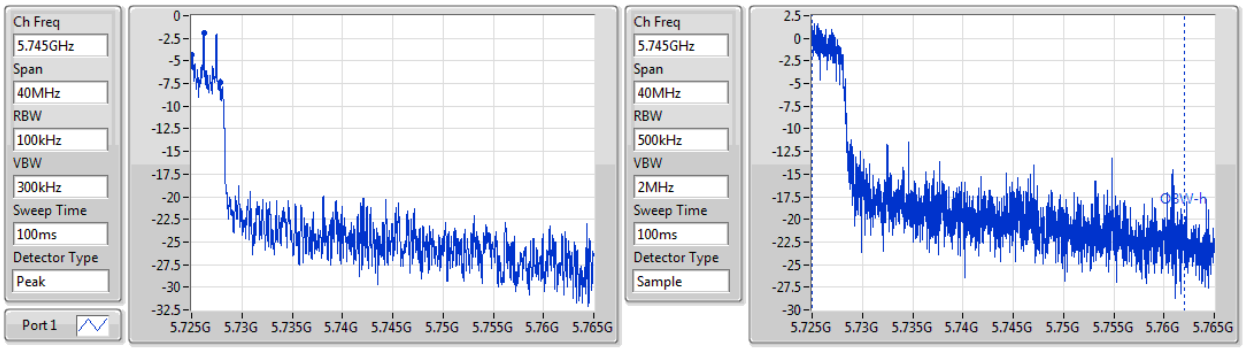

6dB(Hz)	Fl-6dB(Hz)	Fh-6dB(Hz)	OBW(Hz)	Fl-OBW(Hz)	Fh-OBW(Hz)	Limit(Hz)	Port
2.86M	5.725G	5.72786G	37.041M	5.72501G	5.762051G	500k	1

802.11ac VHT80_Nss1,(MCS0)_1TX **EBW**

5775MHz

14/05/2018

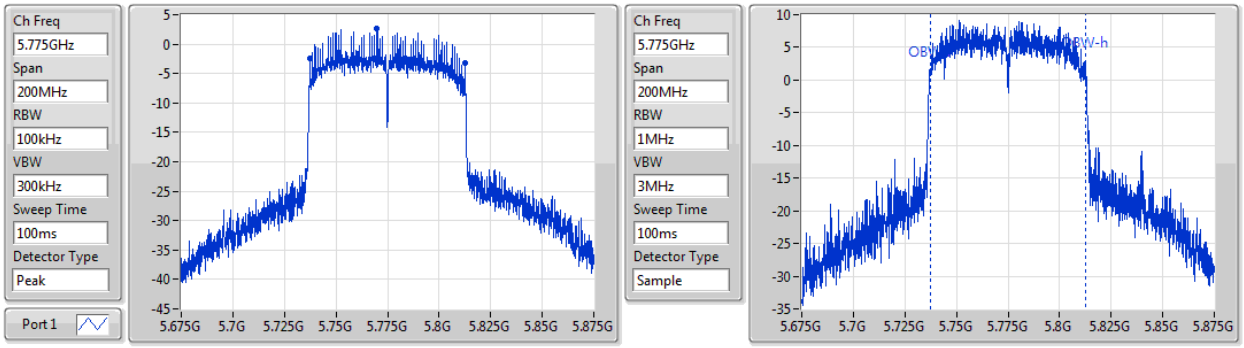

6dB(Hz)	Fl-6dB(Hz)	Fh-6dB(Hz)	OBW(Hz)	Fl-OBW(Hz)	Fh-OBW(Hz)	Limit(Hz)	Port
75.1M	5.7374G	5.8125G	75.562M	5.737219G	5.812781G	500k	1

Summary

Mode	Total Power (dBm)	Total Power (W)	EIRP (dBm)	EIRP (W)
5.15-5.25GHz	-	-	-	-
802.11a_Nss1,(6Mbps)_1TX	20.79	0.11995	19.72	0.09376
802.11ac VHT20_Nss1,(MCS0)_1TX	20.77	0.11940	19.70	0.09333
802.11ac VHT40_Nss1,(MCS0)_1TX	20.98	0.12531	19.91	0.09795
802.11ac VHT80_Nss1,(MCS0)_1TX	16.67	0.04645	15.60	0.03631
5.25-5.35GHz	-	-	-	-
802.11a_Nss1,(6Mbps)_1TX	20.94	0.12417	19.87	0.09705
802.11ac VHT20_Nss1,(MCS0)_1TX	20.80	0.12023	19.73	0.09397
802.11ac VHT40_Nss1,(MCS0)_1TX	21.02	0.12647	19.95	0.09886
802.11ac VHT80_Nss1,(MCS0)_1TX	16.09	0.04064	15.02	0.03177
5.47-5.725GHz	-	-	-	-
802.11a_Nss1,(6Mbps)_1TX	20.77	0.11940	19.70	0.09333
802.11ac VHT20_Nss1,(MCS0)_1TX	20.87	0.12218	19.80	0.09550
802.11ac VHT40_Nss1,(MCS0)_1TX	21.14	0.13002	20.07	0.10162
802.11ac VHT80_Nss1,(MCS0)_1TX	20.20	0.10471	19.13	0.08185
5.725-5.85GHz	-	-	-	-
802.11a_Nss1,(6Mbps)_1TX	20.08	0.10186	19.01	0.07962
802.11ac VHT20_Nss1,(MCS0)_1TX	20.17	0.10399	19.10	0.08128
802.11ac VHT40_Nss1,(MCS0)_1TX	20.36	0.10864	19.29	0.08492
802.11ac VHT80_Nss1,(MCS0)_1TX	19.68	0.09290	18.61	0.07261

Result

Mode	Result	DG (dBi)	Port 1 (dBm)	Total Power (dBm)	Power Limit (dBm)	EIRP (dBm)	EIRP Limit (dBm)
802.11a_Nss1,(6Mbps)_1TX	-	-	-	-	-	-	-
5180MHz_TnomVnom	Pass	-1.07	20.60	20.60	24.00	19.53	30.00
5200MHz_TnomVnom	Pass	-1.07	20.69	20.69	24.00	19.62	30.00
5240MHz_TnomVnom	Pass	-1.07	20.79	20.79	24.00	19.72	30.00
5260MHz_TnomVnom	Pass	-1.07	20.79	20.79	24.00	19.72	30.00
5300MHz_TnomVnom	Pass	-1.07	20.94	20.94	24.00	19.87	30.00
5320MHz_TnomVnom	Pass	-1.07	19.88	19.88	24.00	18.81	30.00
5500MHz_TnomVnom	Pass	-1.07	18.27	18.27	24.00	17.20	30.00
5580MHz_TnomVnom	Pass	-1.07	20.77	20.77	24.00	19.70	30.00
5700MHz_TnomVnom	Pass	-1.07	15.48	15.48	24.00	14.41	30.00
5720MHz Straddle 5.47-5.725GHz_TnomVnom	Pass	-1.07	18.30	18.30	24.00	17.23	30.00
5720MHz Straddle 5.725-5.85GHz_TnomVnom	Pass	-1.07	12.49	12.49	30.00	11.42	36.00
5745MHz_TnomVnom	Pass	-1.07	20.08	20.08	30.00	19.01	36.00
5785MHz_TnomVnom	Pass	-1.07	19.83	19.83	30.00	18.76	36.00
5825MHz_TnomVnom	Pass	-1.07	19.64	19.64	30.00	18.57	36.00
802.11ac VHT20_Nss1,(MCS0)_1TX	-	-	-	-	-	-	-
5180MHz_TnomVnom	Pass	-1.07	19.87	19.87	24.00	18.80	30.00
5200MHz_TnomVnom	Pass	-1.07	20.77	20.77	24.00	19.70	30.00
5240MHz_TnomVnom	Pass	-1.07	20.77	20.77	24.00	19.70	30.00
5260MHz_TnomVnom	Pass	-1.07	20.80	20.80	24.00	19.73	30.00
5300MHz_TnomVnom	Pass	-1.07	20.73	20.73	24.00	19.66	30.00
5320MHz_TnomVnom	Pass	-1.07	19.01	19.01	24.00	17.94	30.00
5500MHz_TnomVnom	Pass	-1.07	17.87	17.87	24.00	16.80	30.00
5580MHz_TnomVnom	Pass	-1.07	20.87	20.87	24.00	19.80	30.00
5700MHz_TnomVnom	Pass	-1.07	16.63	16.63	24.00	15.56	30.00
5720MHz Straddle 5.47-5.725GHz_TnomVnom	Pass	-1.07	18.45	18.45	24.00	17.38	30.00
5720MHz Straddle 5.725-5.85GHz_TnomVnom	Pass	-1.07	12.75	12.75	30.00	11.68	36.00
5745MHz_TnomVnom	Pass	-1.07	20.17	20.17	30.00	19.10	36.00
5785MHz_TnomVnom	Pass	-1.07	20.10	20.10	30.00	19.03	36.00
5825MHz_TnomVnom	Pass	-1.07	19.86	19.86	30.00	18.79	36.00
802.11ac VHT40_Nss1,(MCS0)_1TX	-	-	-	-	-	-	-
5190MHz_TnomVnom	Pass	-1.07	17.32	17.32	24.00	16.25	30.00
5230MHz_TnomVnom	Pass	-1.07	20.98	20.98	24.00	19.91	30.00
5270MHz_TnomVnom	Pass	-1.07	21.02	21.02	24.00	19.95	30.00
5310MHz_TnomVnom	Pass	-1.07	16.40	16.40	24.00	15.33	30.00
5510MHz_TnomVnom	Pass	-1.07	17.01	17.01	24.00	15.94	30.00
5550MHz_TnomVnom	Pass	-1.07	21.14	21.14	24.00	20.07	30.00
5670MHz_TnomVnom	Pass	-1.07	19.58	19.58	24.00	18.51	30.00
5710MHz Straddle 5.47-5.725GHz_TnomVnom	Pass	-1.07	19.96	19.96	24.00	18.89	30.00
5710MHz Straddle 5.725-5.85GHz_TnomVnom	Pass	-1.07	8.88	8.88	30.00	7.81	36.00
5755MHz_TnomVnom	Pass	-1.07	20.36	20.36	30.00	19.29	36.00
5795MHz_TnomVnom	Pass	-1.07	20.29	20.29	30.00	19.22	36.00
802.11ac VHT80_Nss1,(MCS0)_1TX	-	-	-	-	-	-	-
5210MHz_TnomVnom	Pass	-1.07	16.67	16.67	24.00	15.60	30.00

Mode	Result	DG (dBi)	Port 1 (dBm)	Total Power (dBm)	Power Limit (dBm)	EIRP (dBm)	EIRP Limit (dBm)
5290MHz_TnomVnom	Pass	-1.07	16.09	16.09	24.00	15.02	30.00
5530MHz_TnomVnom	Pass	-1.07	17.50	17.50	24.00	16.43	30.00
5610MHz_TnomVnom	Pass	-1.07	20.20	20.20	24.00	19.13	30.00
5690MHz Straddle 5.47-5.725GHz_TnomVnom	Pass	-1.07	19.87	19.87	24.00	18.80	30.00
5690MHz Straddle 5.725-5.85GHz_TnomVnom	Pass	-1.07	3.04	3.04	30.00	1.97	36.00
5775MHz_TnomVnom	Pass	-1.07	19.68	19.68	30.00	18.61	36.00

DG = Directional Gain;**Port X** = Port X output power

802.11a_Nss1,(6Mbps)_1TX — AV Power

5720MHz Straddle 5.47-5.725GHz

14/05/2018

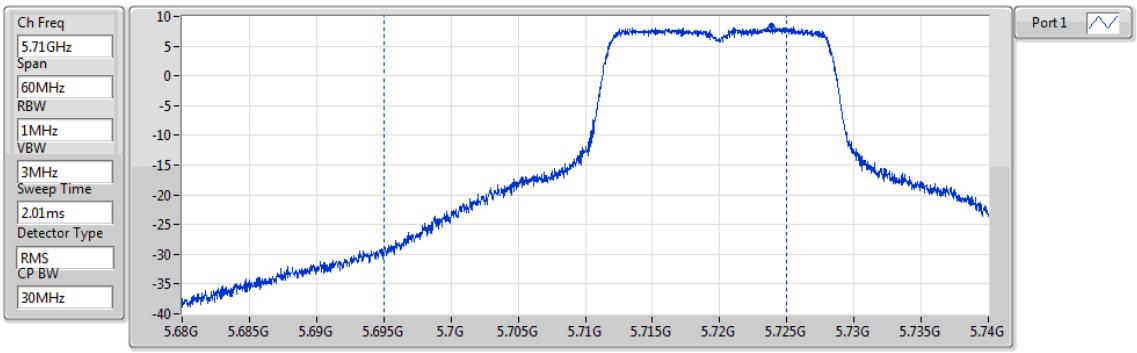

Sum=Total Power
PX=Port X

Sum(dBm)	P1(dBm)
18.30	18.30

802.11a_Nss1,(6Mbps)_1TX — AV Power

5720MHz Straddle 5.725-5.85GHz

14/05/2018

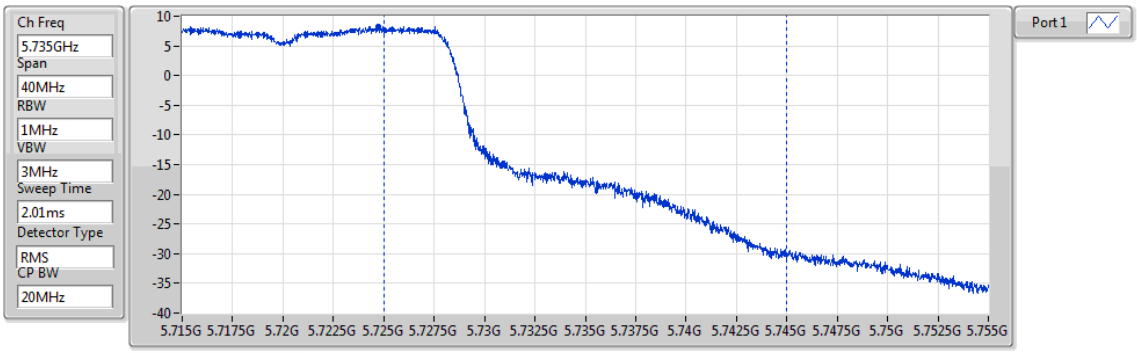

Sum=Total Power
PX=Port X

Sum(dBm)	P1(dBm)
12.49	12.49

802.11ac VHT20_Nss1,(MCS0)_1TX — AV Power

5720MHz Straddle 5.47-5.725GHz

14/05/2018

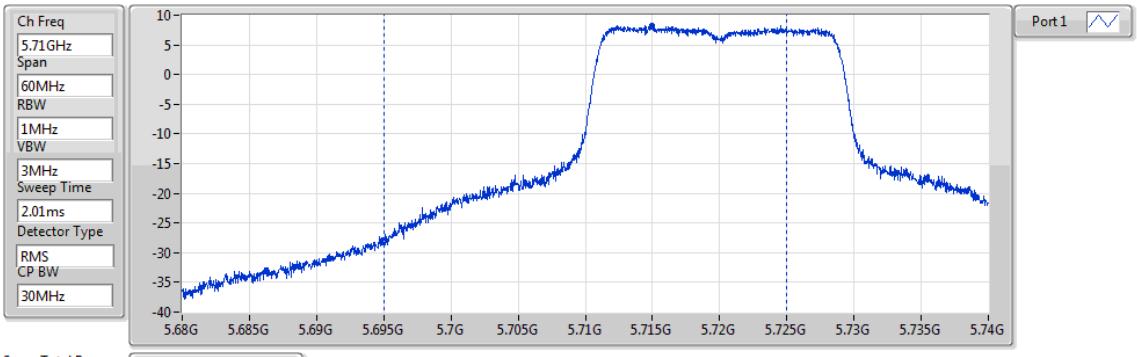

Sum=Total Power
PX=Port X

Sum(dBm)	P1(dBm)
18.45	18.45

802.11ac VHT20_Nss1,(MCS0)_1TX — AV Power

5720MHz Straddle 5.725-5.85GHz

14/05/2018

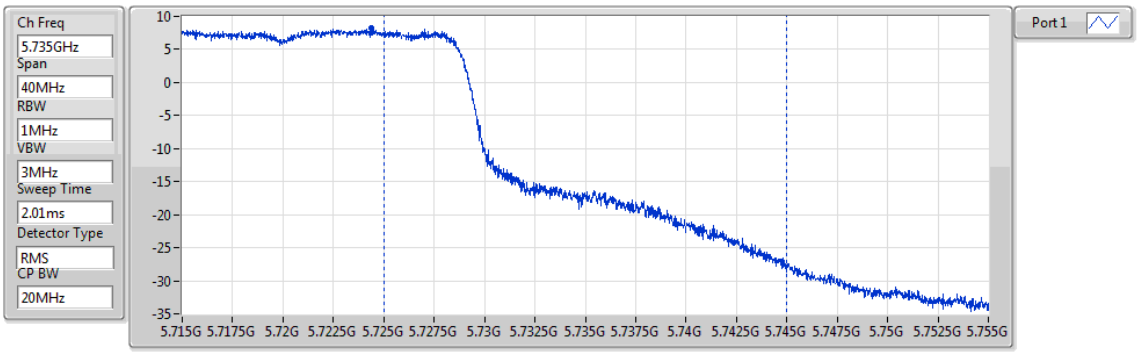

Sum=Total Power
PX=Port X

Sum(dBm)	P1(dBm)
12.75	12.75

802.11ac VHT40_Nss1,(MCS0)_1TX — AV Power

5710MHz Straddle 5.47-5.725GHz

14/05/2018

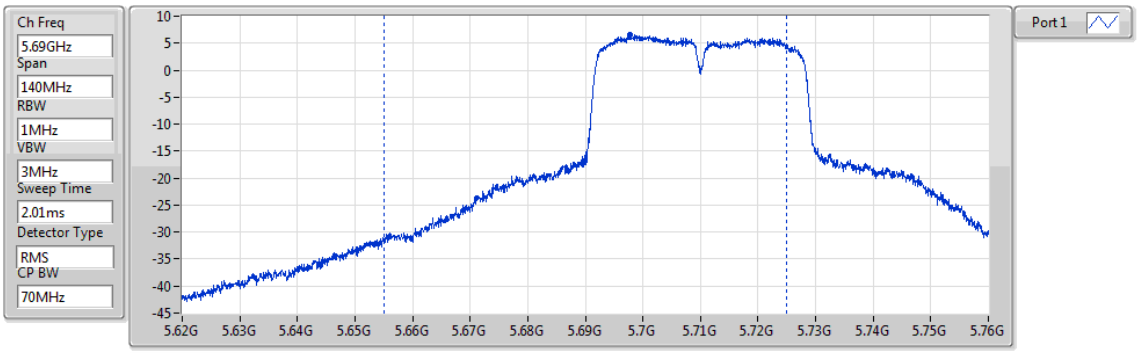

Sum=Total Power
PX=Port X

Sum(dBm)	P1(dBm)
19.96	19.96

802.11ac VHT40_Nss1,(MCS0)_1TX — AV Power

5710MHz Straddle 5.725-5.85GHz

14/05/2018

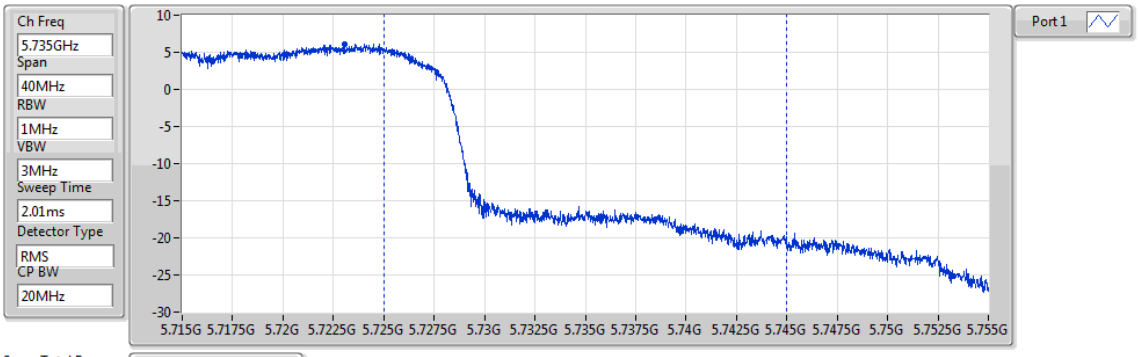

Sum=Total Power
PX=Port X

Sum(dBm)	P1(dBm)
8.88	8.88

802.11ac VHT80_Nss1,(MCS0)_1TX **AV Power**

5690MHz Straddle 5.47-5.725GHz

14/05/2018

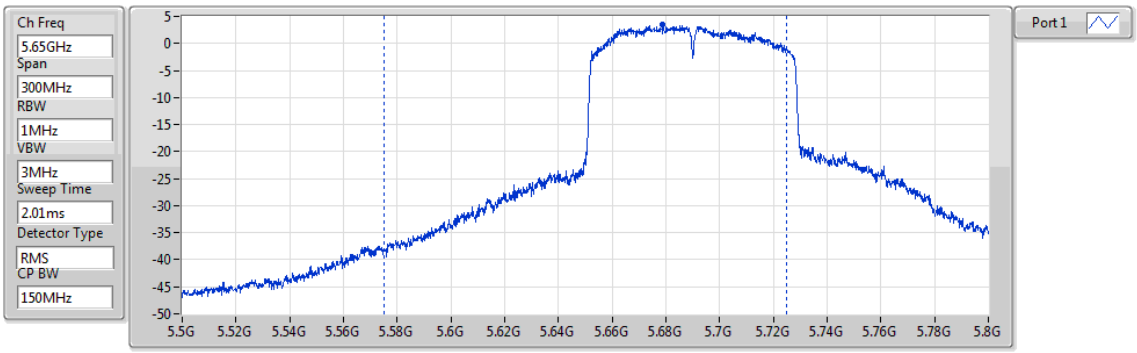

Sum=Total Power
PX=Port X

Sum(dBm)	P1(dBm)
19.87	19.87

802.11ac VHT80_Nss1,(MCS0)_1TX **AV Power**

5690MHz Straddle 5.725-5.85GHz

14/05/2018

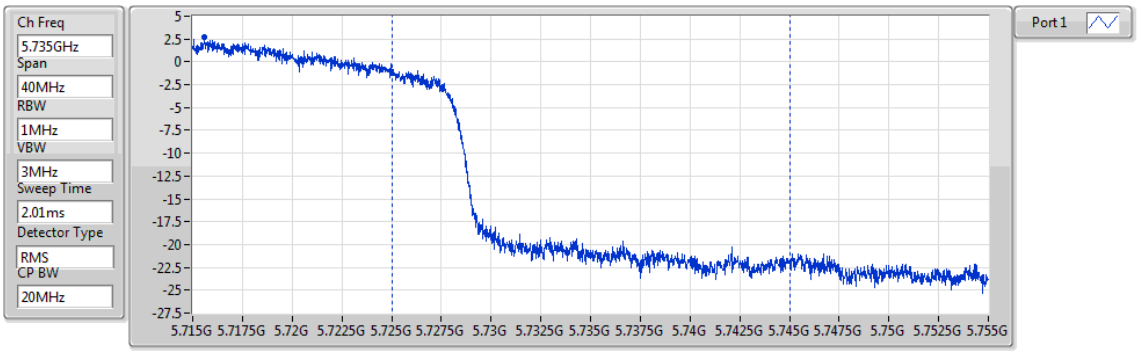

Sum=Total Power
PX=Port X

Sum(dBm)	P1(dBm)
3.04	3.04

Summary

Mode	PD (dBm/RBW)	EIRP PD (dBm/RBW)
5.15-5.25GHz	-	-
802.11a_Nss1,(6Mbps)_1TX	6.11	5.04
802.11ac VHT20_Nss1,(MCS0)_1TX	6.10	5.03
802.11ac VHT40_Nss1,(MCS0)_1TX	3.91	2.84
802.11ac VHT80_Nss1,(MCS0)_1TX	-2.82	-3.89
5.25-5.35GHz	-	-
802.11a_Nss1,(6Mbps)_1TX	6.60	5.53
802.11ac VHT20_Nss1,(MCS0)_1TX	6.53	5.46
802.11ac VHT40_Nss1,(MCS0)_1TX	4.69	3.62
802.11ac VHT80_Nss1,(MCS0)_1TX	-3.10	-4.17
5.47-5.725GHz	-	-
802.11a_Nss1,(6Mbps)_1TX	6.79	5.72
802.11ac VHT20_Nss1,(MCS0)_1TX	6.85	5.78
802.11ac VHT40_Nss1,(MCS0)_1TX	4.93	3.86
802.11ac VHT80_Nss1,(MCS0)_1TX	1.67	0.60
5.725-5.85GHz	-	-
802.11a_Nss1,(6Mbps)_1TX	4.61	3.54
802.11ac VHT20_Nss1,(MCS0)_1TX	4.64	3.57
802.11ac VHT40_Nss1,(MCS0)_1TX	2.51	1.44
802.11ac VHT80_Nss1,(MCS0)_1TX	-0.72	-1.79

RBW = 500kHz for 5.725-5.85GHz band / 1MHz for other band;

Result

Mode	Result	DG (dBi)	Port 1 (dBm/RBW)	PD (dBm/RBW)	PD Limit (dBm/RBW)	EIRP PD (dBm/RBW)	EIRP PD Limit (dBm/RBW)
802.11a_Nss1,(6Mbps)_1TX	-	-	-	-	-	-	-
5180MHz_TnomVnom	Pass	-1.07	5.65	5.65	11.00	4.58	17.00
5200MHz_TnomVnom	Pass	-1.07	5.78	5.78	11.00	4.71	17.00
5240MHz_TnomVnom	Pass	-1.07	6.11	6.11	11.00	5.04	17.00
5260MHz_TnomVnom	Pass	-1.07	6.33	6.33	11.00	5.26	17.00
5300MHz_TnomVnom	Pass	-1.07	6.60	6.60	11.00	5.53	17.00
5320MHz_TnomVnom	Pass	-1.07	5.65	5.65	11.00	4.58	17.00
5500MHz_TnomVnom	Pass	-1.07	4.40	4.40	11.00	3.33	17.00
5580MHz_TnomVnom	Pass	-1.07	6.79	6.79	11.00	5.72	17.00
5700MHz_TnomVnom	Pass	-1.07	2.44	2.44	11.00	1.37	17.00
5720MHz Straddle 5.47-5.725GHz_TnomVnom	Pass	-1.07	6.19	6.19	11.00	5.12	17.00
5720MHz Straddle 5.725-5.85GHz_TnomVnom	Pass	-1.07	4.53	4.53	30.00	3.46	36.00
5745MHz_TnomVnom	Pass	-1.07	4.61	4.61	30.00	3.54	36.00
5785MHz_TnomVnom	Pass	-1.07	4.14	4.14	30.00	3.07	36.00
5825MHz_TnomVnom	Pass	-1.07	3.75	3.75	30.00	2.68	36.00
802.11ac VHT20_Nss1,(MCS0)_1TX	-	-	-	-	-	-	-
5180MHz_TnomVnom	Pass	-1.07	4.75	4.75	11.00	3.68	17.00
5200MHz_TnomVnom	Pass	-1.07	5.86	5.86	11.00	4.79	17.00
5240MHz_TnomVnom	Pass	-1.07	6.10	6.10	11.00	5.03	17.00
5260MHz_TnomVnom	Pass	-1.07	6.28	6.28	11.00	5.21	17.00
5300MHz_TnomVnom	Pass	-1.07	6.53	6.53	11.00	5.46	17.00
5320MHz_TnomVnom	Pass	-1.07	4.78	4.78	11.00	3.71	17.00
5500MHz_TnomVnom	Pass	-1.07	3.88	3.88	11.00	2.81	17.00
5580MHz_TnomVnom	Pass	-1.07	6.85	6.85	11.00	5.78	17.00
5700MHz_TnomVnom	Pass	-1.07	2.98	2.98	11.00	1.91	17.00
5720MHz Straddle 5.47-5.725GHz_TnomVnom	Pass	-1.07	6.22	6.22	11.00	5.15	17.00
5720MHz Straddle 5.725-5.85GHz_TnomVnom	Pass	-1.07	4.64	4.64	30.00	3.57	36.00
5745MHz_TnomVnom	Pass	-1.07	4.62	4.62	30.00	3.55	36.00
5785MHz_TnomVnom	Pass	-1.07	4.25	4.25	30.00	3.18	36.00
5825MHz_TnomVnom	Pass	-1.07	3.94	3.94	30.00	2.87	36.00
802.11ac VHT40_Nss1,(MCS0)_1TX	-	-	-	-	-	-	-
5190MHz_TnomVnom	Pass	-1.07	-0.10	-0.10	11.00	-1.17	17.00
5230MHz_TnomVnom	Pass	-1.07	3.91	3.91	11.00	2.84	17.00
5270MHz_TnomVnom	Pass	-1.07	4.69	4.69	11.00	3.62	17.00
5310MHz_TnomVnom	Pass	-1.07	-0.06	-0.06	11.00	-1.13	17.00
5510MHz_TnomVnom	Pass	-1.07	1.13	1.13	11.00	0.06	17.00
5550MHz_TnomVnom	Pass	-1.07	4.93	4.93	11.00	3.86	17.00
5670MHz_TnomVnom	Pass	-1.07	3.54	3.54	11.00	2.47	17.00
5710MHz Straddle 5.47-5.725GHz_TnomVnom	Pass	-1.07	4.12	4.12	11.00	3.05	17.00
5710MHz Straddle 5.725-5.85GHz_TnomVnom	Pass	-1.07	1.41	1.41	30.00	0.34	36.00
5755MHz_TnomVnom	Pass	-1.07	2.51	2.51	30.00	1.44	36.00
5795MHz_TnomVnom	Pass	-1.07	2.15	2.15	30.00	1.08	36.00
802.11ac VHT80_Nss1,(MCS0)_1TX	-	-	-	-	-	-	-
5210MHz_TnomVnom	Pass	-1.07	-2.82	-2.82	11.00	-3.89	17.00

Mode	Result	DG (dBi)	Port 1 (dBm/RBW)	PD (dBm/RBW)	PD Limit (dBm/RBW)	EIRP PD (dBm/RBW)	EIRP PD Limit (dBm/RBW)
5290MHz_TnomVnom	Pass	-1.07	-3.10	-3.10	11.00	-4.17	17.00
5530MHz_TnomVnom	Pass	-1.07	-1.03	-1.03	11.00	-2.10	17.00
5610MHz_TnomVnom	Pass	-1.07	1.67	1.67	11.00	0.60	17.00
5690MHz Straddle 5.47-5.725GHz_TnomVnom	Pass	-1.07	1.11	1.11	11.00	0.04	17.00
5690MHz Straddle 5.725-5.85GHz_TnomVnom	Pass	-1.07	-3.83	-3.83	30.00	-4.90	36.00
5775MHz_TnomVnom	Pass	-1.07	-0.72	-0.72	30.00	-1.79	36.00

DG = Directional Gain; **RBW** = 500kHz for 5.725-5.85GHz band / 1MHz for other band;
PD = trace bin-by-bin of each transmits port summing can be performed maximum power density; **Port X** = Port Xpower density;

802.11a_Nss1,(6Mbps)_1TX PSD

5180MHz

14/05/2018

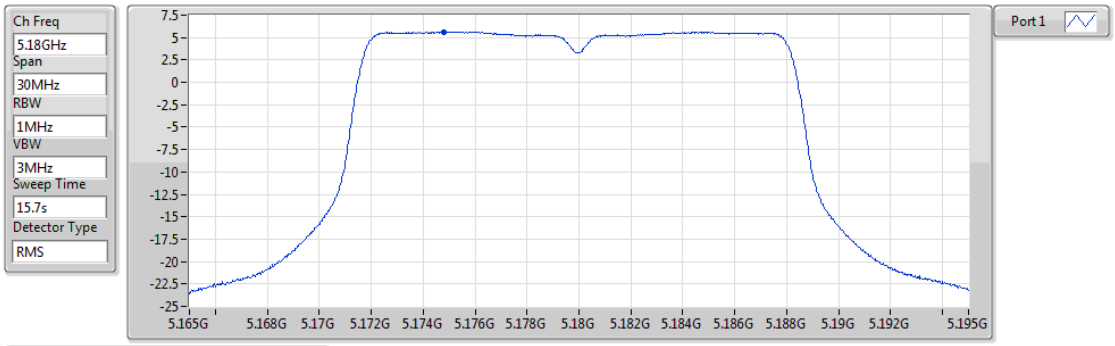

Sum	PD	Port 1
(dBm/RBW)	(dBm/RBW)	(dBm/RBW)
5.65	5.65	5.65

802.11a_Nss1,(6Mbps)_1TX PSD

5200MHz

14/05/2018

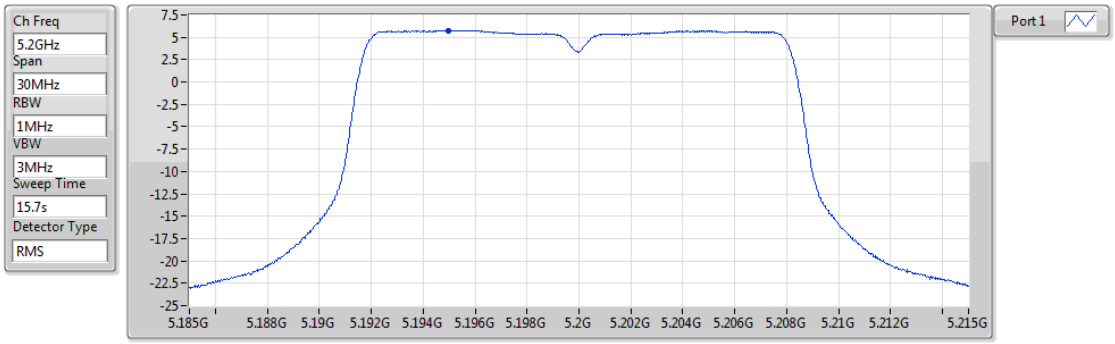

Sum	PD	Port 1
(dBm/RBW)	(dBm/RBW)	(dBm/RBW)
5.78	5.78	5.78

802.11a_Nss1,(6Mbps)_1TX PSD

5240MHz

14/05/2018

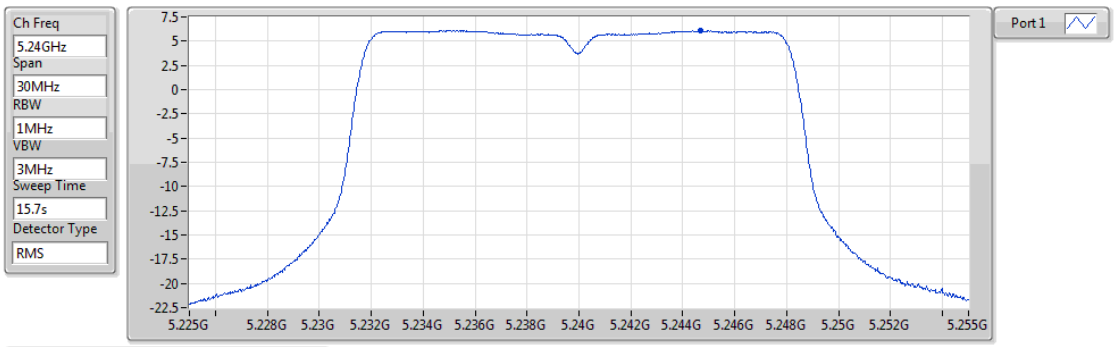

Sum	PD	Port 1
(dBm/RBW)	(dBm/RBW)	(dBm/RBW)
6.11	6.11	6.11

802.11a_Nss1,(6Mbps)_1TX PSD

5260MHz

14/05/2018

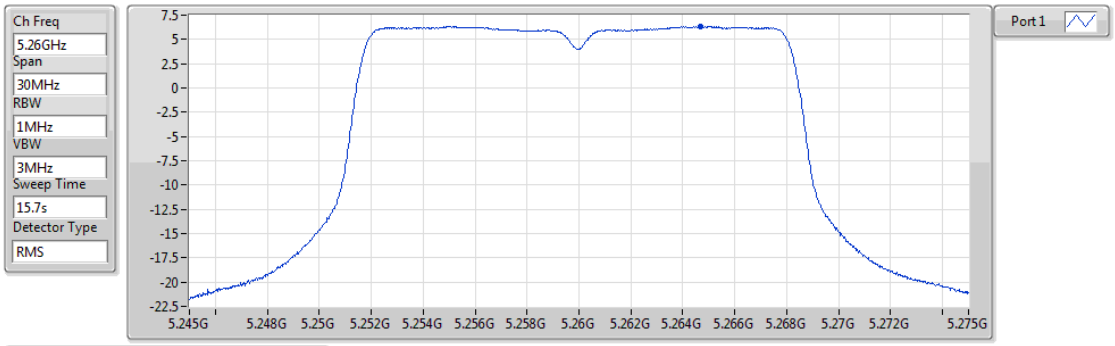

Sum	PD	Port 1
(dBm/RBW)	(dBm/RBW)	(dBm/RBW)
6.33	6.33	6.33

802.11a_Nss1,(6Mbps)_1TX PSD

5300MHz

14/05/2018

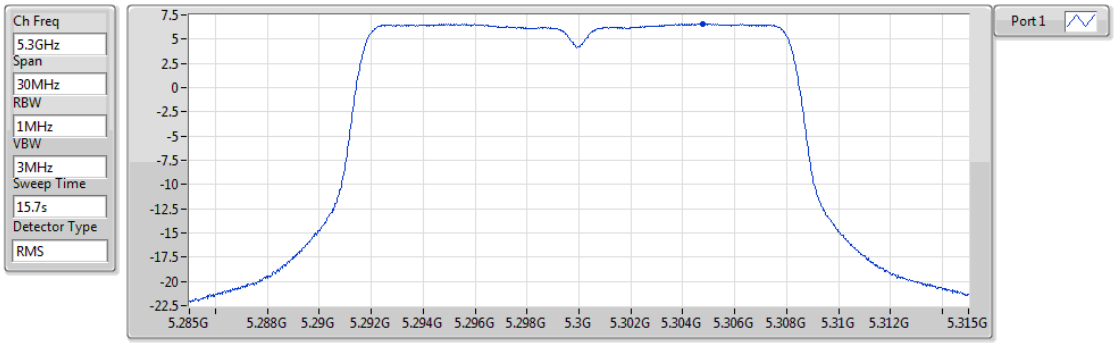

Sum	PD	Port 1
(dBm/RBW)	(dBm/RBW)	(dBm/RBW)
6.60	6.60	6.60

802.11a_Nss1,(6Mbps)_1TX PSD

5320MHz

14/05/2018

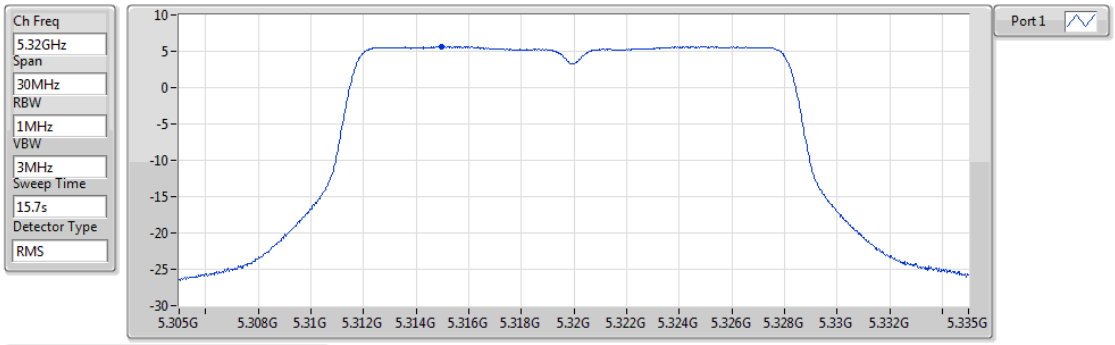

Sum	PD	Port 1
(dBm/RBW)	(dBm/RBW)	(dBm/RBW)
5.65	5.65	5.65

802.11a_Nss1,(6Mbps)_1TX PSD

5500MHz

14/05/2018

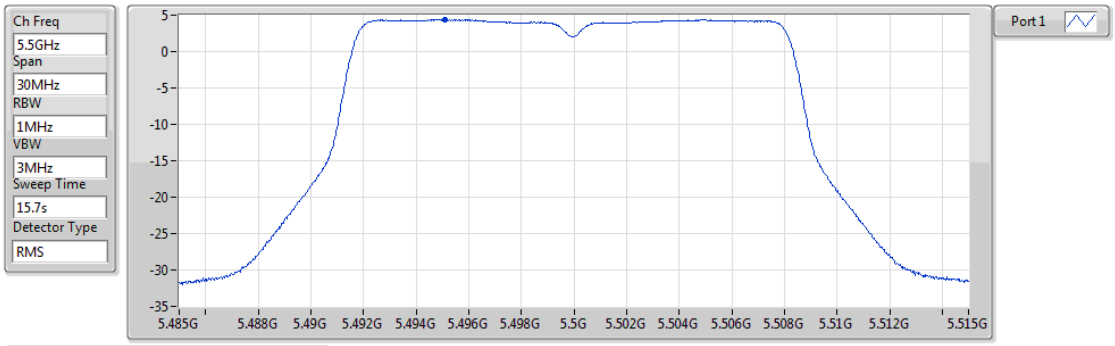

Sum	PD	Port 1
(dBm/RBW)	(dBm/RBW)	(dBm/RBW)
4.40	4.40	4.40

802.11a_Nss1,(6Mbps)_1TX PSD

5580MHz

14/05/2018

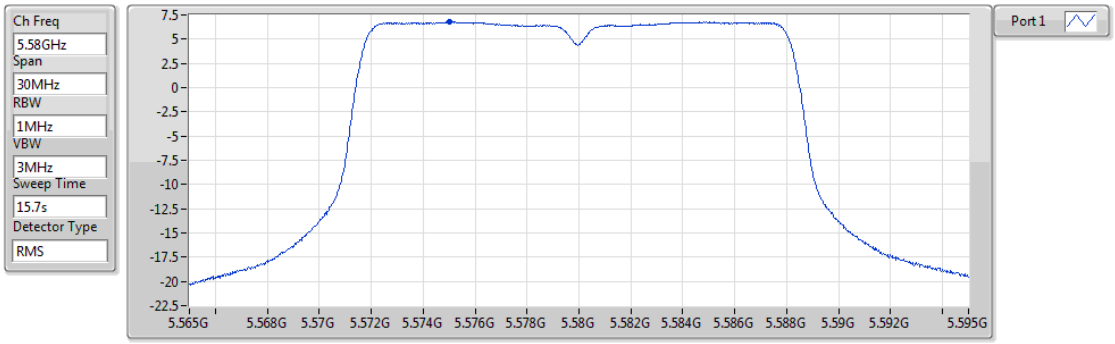

Sum	PD	Port 1
(dBm/RBW)	(dBm/RBW)	(dBm/RBW)
6.79	6.79	6.79

802.11a_Nss1,(6Mbps)_1TX PSD

5700MHz

16/05/2018

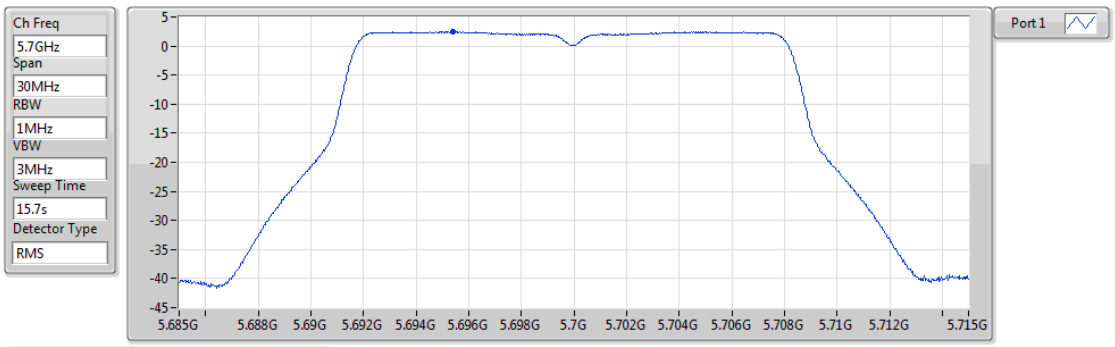

Sum	PD	Port 1
(dBm/RBW)	(dBm/RBW)	(dBm/RBW)
2.44	2.44	2.44

802.11a_Nss1,(6Mbps)_1TX PSD

5720MHz Straddle 5.47-5.725GHz

14/05/2018

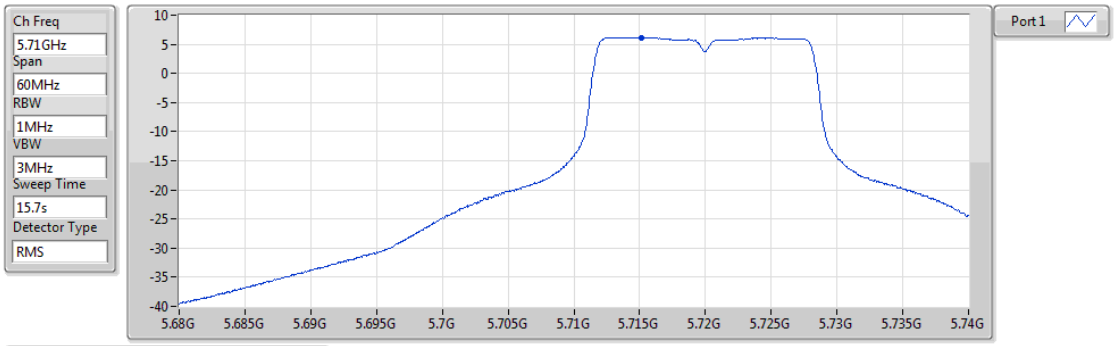

Sum	PD	Port 1
(dBm/RBW)	(dBm/RBW)	(dBm/RBW)
6.19	6.19	6.19

802.11a_Nss1,(6Mbps)_1TX PSD

5720MHz Straddle 5.725-5.85GHz

14/05/2018

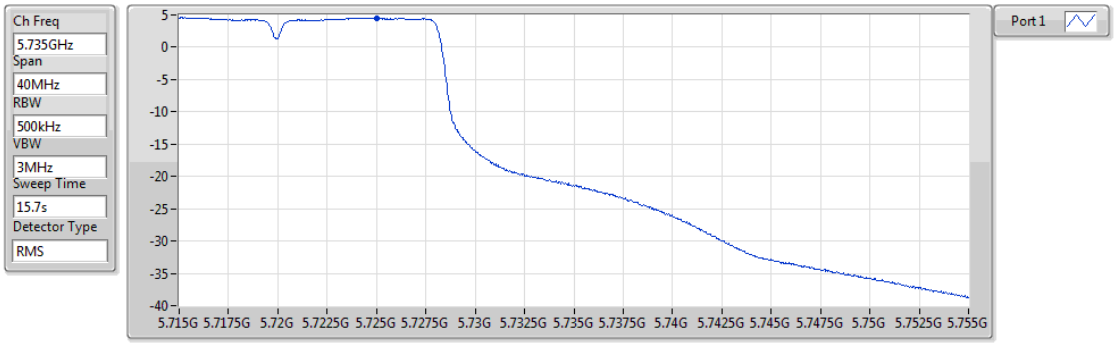

Sum	PD	Port 1
(dBm/RBW)	(dBm/RBW)	(dBm/RBW)
4.53	4.53	4.53

802.11a_Nss1,(6Mbps)_1TX PSD

5745MHz

14/05/2018

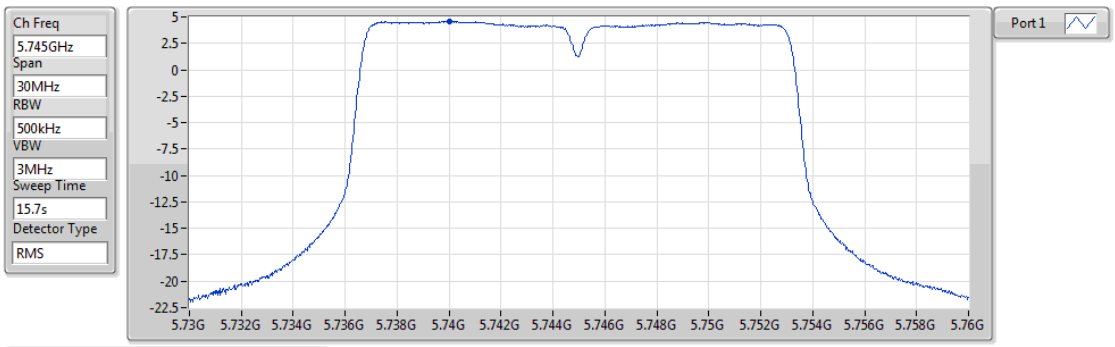

Sum	PD	Port 1
(dBm/RBW)	(dBm/RBW)	(dBm/RBW)
4.61	4.61	4.61

802.11a_Nss1,(6Mbps)_1TX PSD

5785MHz

14/05/2018

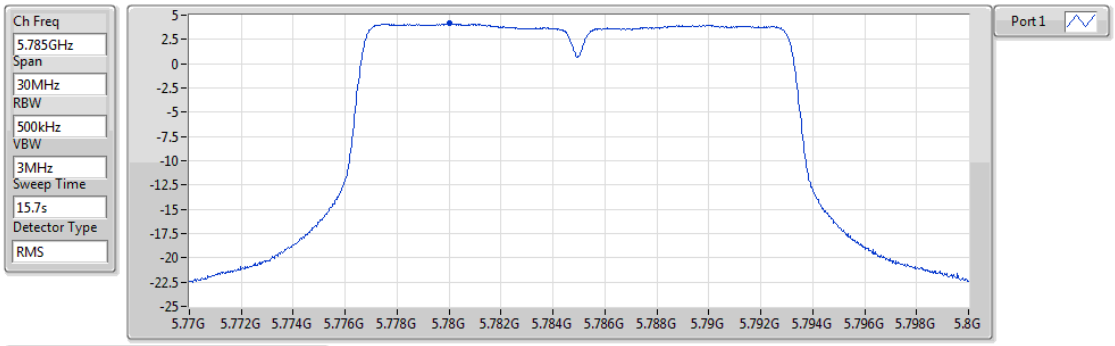

Sum	PD	Port 1
(dBm/RBW)	(dBm/RBW)	(dBm/RBW)
4.14	4.14	4.14

802.11a_Nss1,(6Mbps)_1TX PSD

5825MHz

14/05/2018

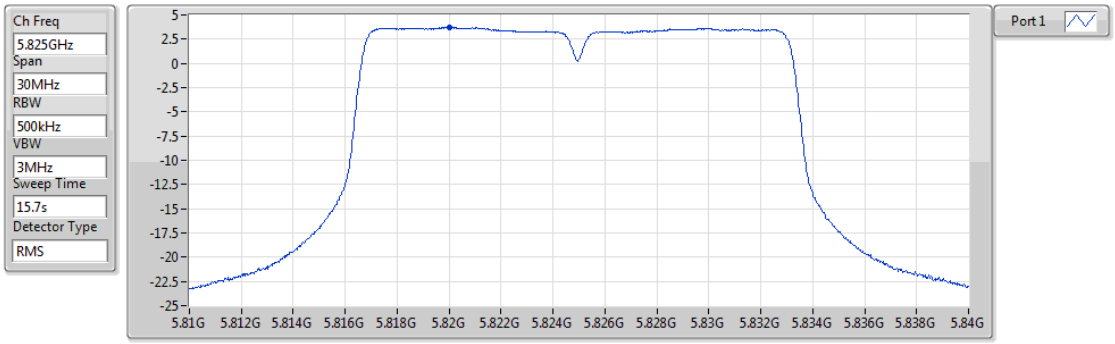

Sum	PD	Port 1
(dBm/RBW)	(dBm/RBW)	(dBm/RBW)
3.75	3.75	3.75

802.11ac VHT20_Nss1,(MCS0)_1TX PSD

5180MHz

14/05/2018

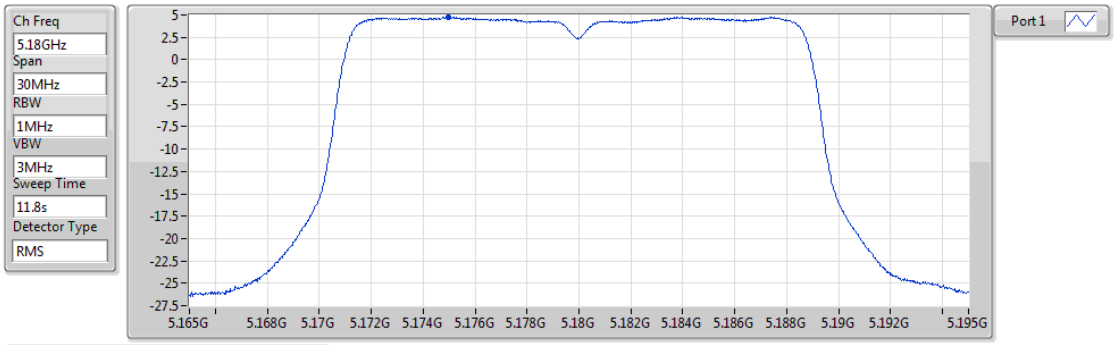

Sum	PD	Port 1
(dBm/RBW)	(dBm/RBW)	(dBm/RBW)
4.75	4.75	4.75

802.11ac VHT20_Nss1,(MCS0)_1TX PSD

5200MHz

14/05/2018

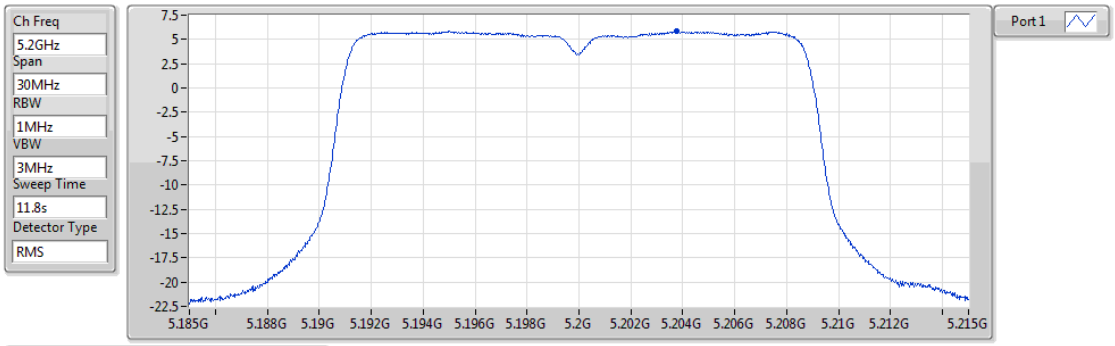

Sum	PD	Port 1
(dBm/RBW)	(dBm/RBW)	(dBm/RBW)
5.86	5.86	5.86

802.11ac VHT20_Nss1,(MCS0)_1TX PSD

5240MHz

14/05/2018

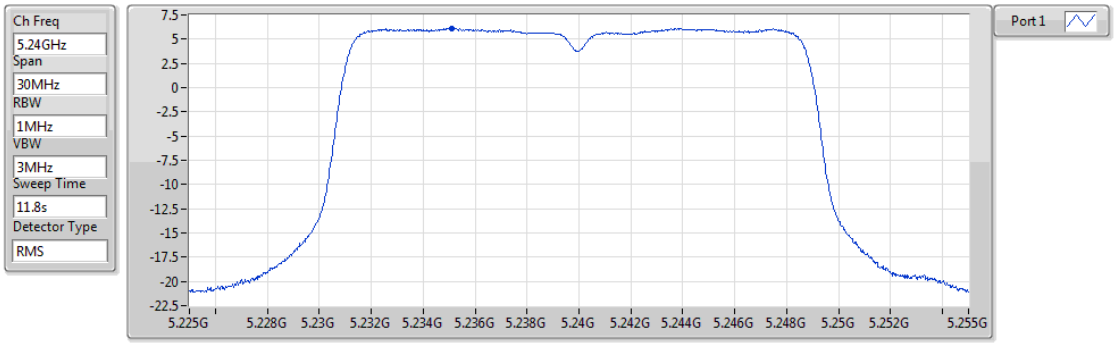

Sum	PD	Port 1
(dBm/RBW)	(dBm/RBW)	(dBm/RBW)
6.10	6.10	6.10

802.11ac VHT20_Nss1,(MCS0)_1TX PSD

5260MHz

14/05/2018

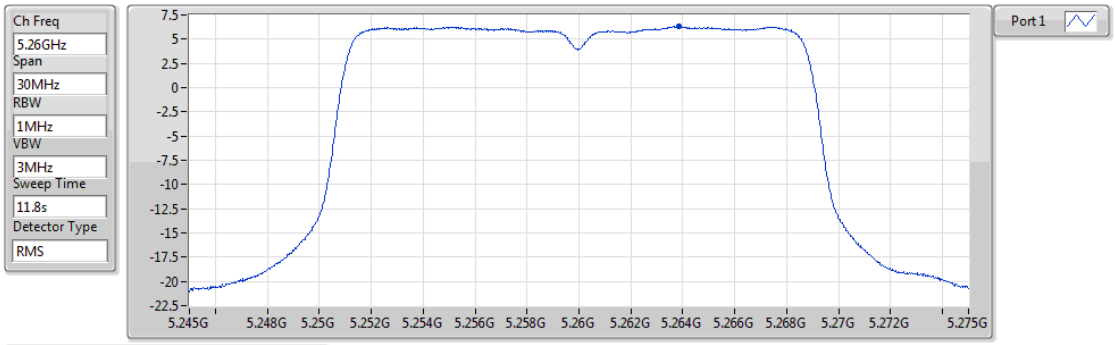

Sum	PD	Port 1
(dBm/RBW)	(dBm/RBW)	(dBm/RBW)
6.28	6.28	6.28

802.11ac VHT20_Nss1,(MCS0)_1TX PSD

5300MHz

14/05/2018

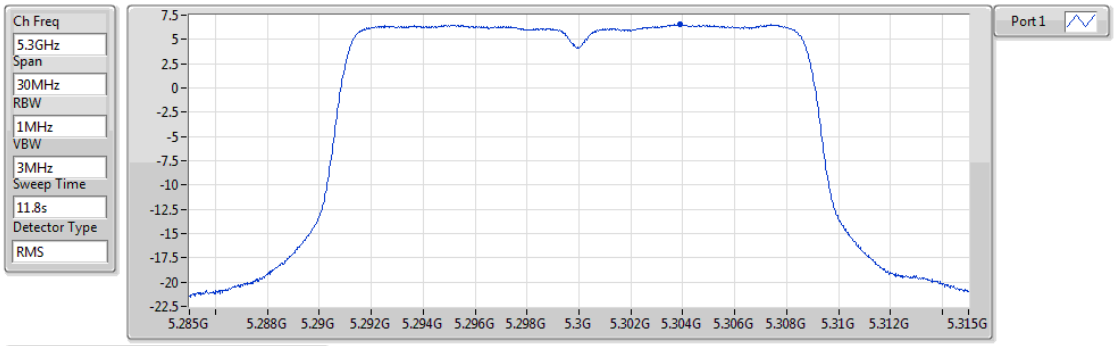

Sum	PD	Port 1
(dBm/RBW)	(dBm/RBW)	(dBm/RBW)
6.53	6.53	6.53

802.11ac VHT20_Nss1,(MCS0)_1TX PSD

5320MHz

14/05/2018

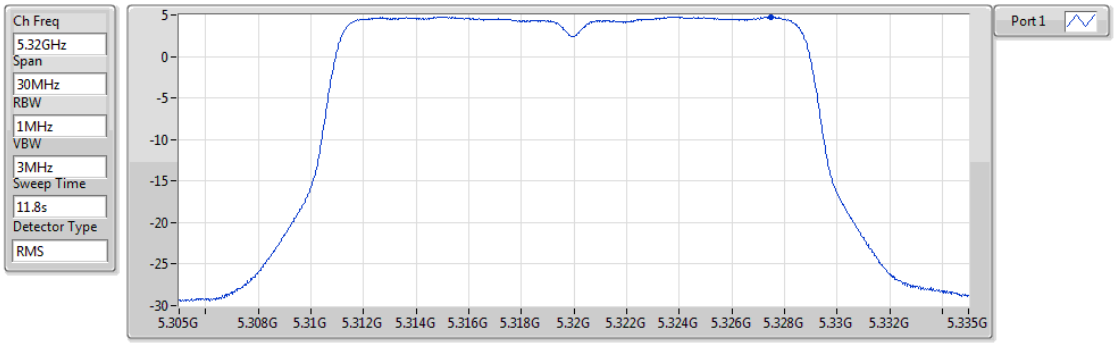

Sum	PD	Port 1
(dBm/RBW)	(dBm/RBW)	(dBm/RBW)
4.78	4.78	4.78

802.11ac VHT20_Nss1,(MCS0)_1TX PSD

5500MHz

14/05/2018

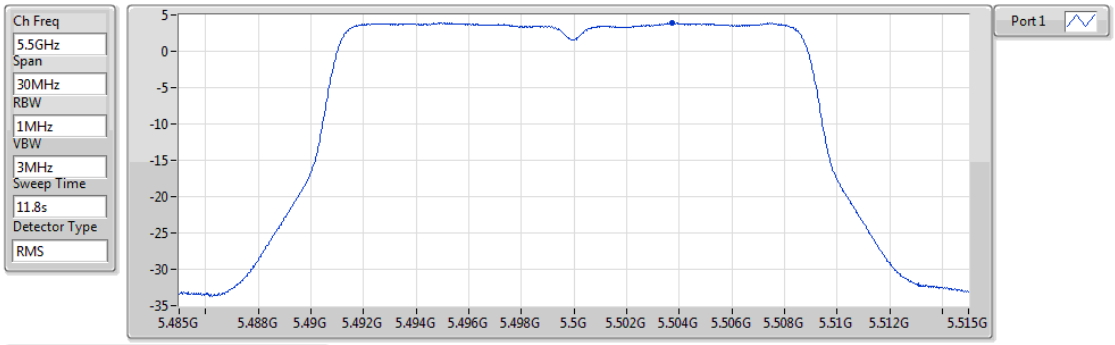

Sum	PD	Port 1
(dBm/RBW)	(dBm/RBW)	(dBm/RBW)
3.88	3.88	3.88

802.11ac VHT20_Nss1,(MCS0)_1TX PSD

5580MHz

14/05/2018

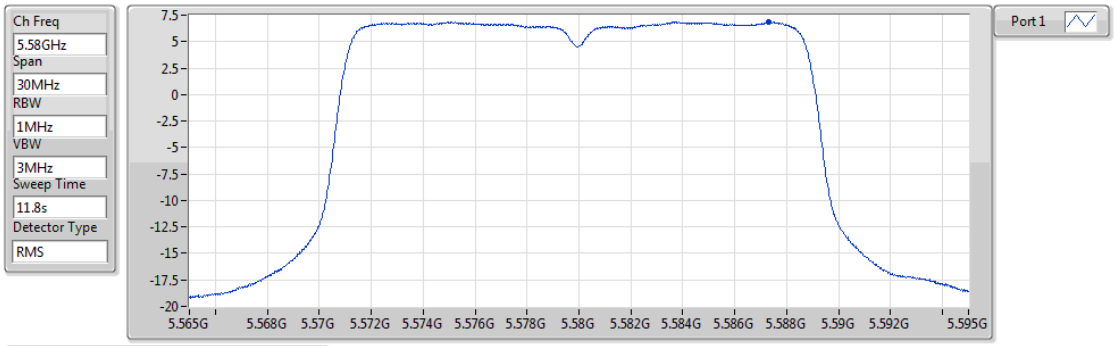

Sum	PD	Port 1
(dBm/RBW)	(dBm/RBW)	(dBm/RBW)
6.85	6.85	6.85

802.11ac VHT20_Nss1,(MCS0)_1TX PSD

5700MHz

16/05/2018

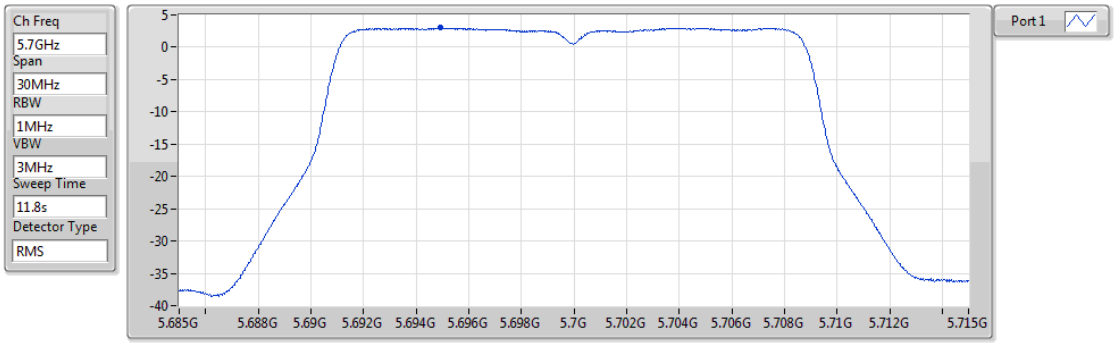

Sum	PD	Port 1
(dBm/RBW)	(dBm/RBW)	(dBm/RBW)
2.98	2.98	2.98

802.11ac VHT20_Nss1,(MCS0)_1TX PSD

5720MHz Straddle 5.47-5.725GHz

14/05/2018

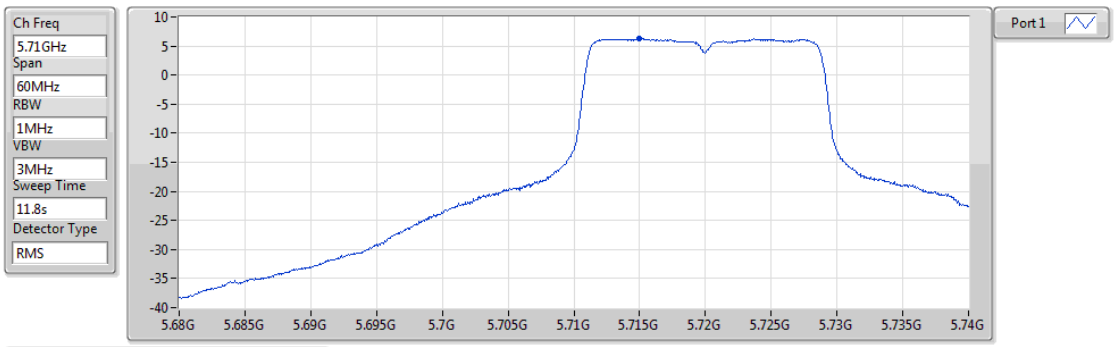

Sum	PD	Port 1
(dBm/RBW)	(dBm/RBW)	(dBm/RBW)
6.22	6.22	6.22

802.11ac VHT20_Nss1,(MCS0)_1TX PSD

5720MHz Straddle 5.725-5.85GHz

14/05/2018

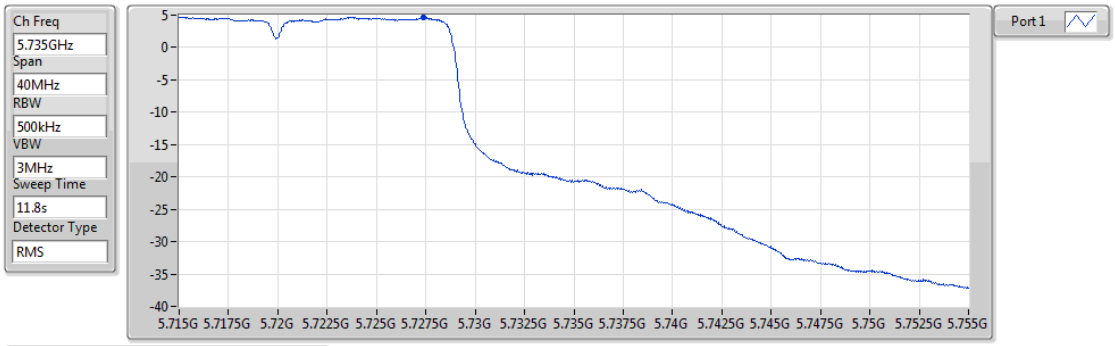

Sum	PD	Port 1
(dBm/RBW)	(dBm/RBW)	(dBm/RBW)
4.64	4.64	4.64

802.11ac VHT20_Nss1,(MCS0)_1TX PSD

5745MHz

14/05/2018

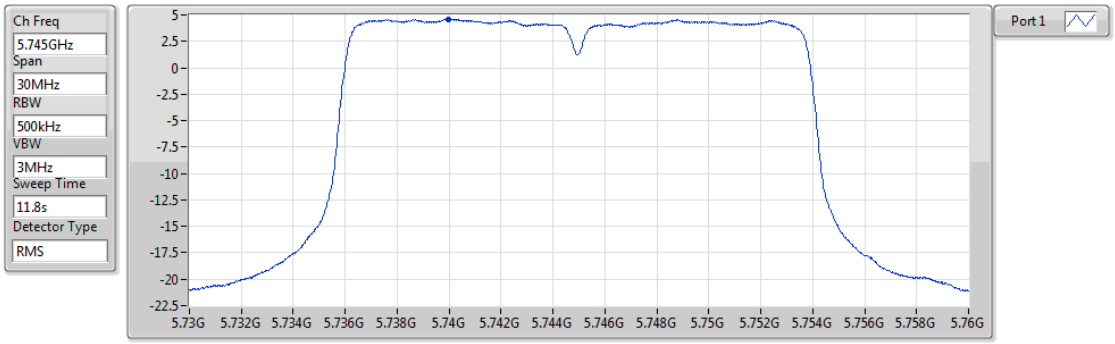

Sum	PD	Port 1
(dBm/RBW)	(dBm/RBW)	(dBm/RBW)
4.62	4.62	4.62

802.11ac VHT20_Nss1,(MCS0)_1TX PSD

5785MHz

14/05/2018

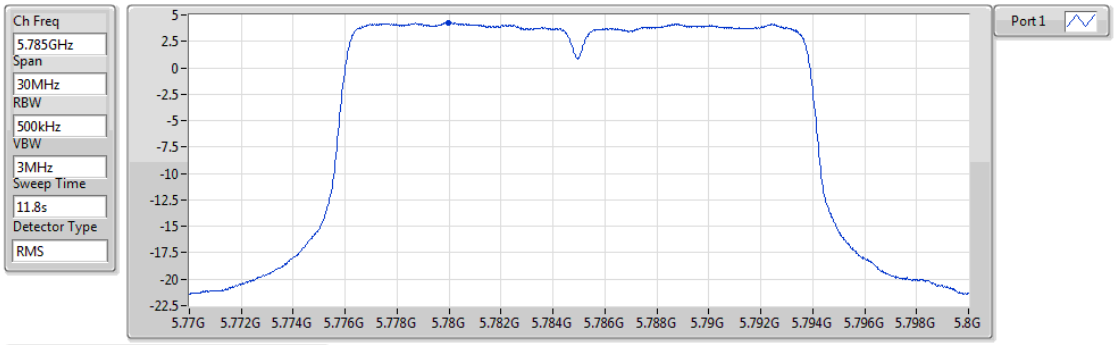

Sum	PD	Port 1
(dBm/RBW)	(dBm/RBW)	(dBm/RBW)
4.25	4.25	4.25

802.11ac VHT20_Nss1,(MCS0)_1TX PSD

5825MHz

14/05/2018

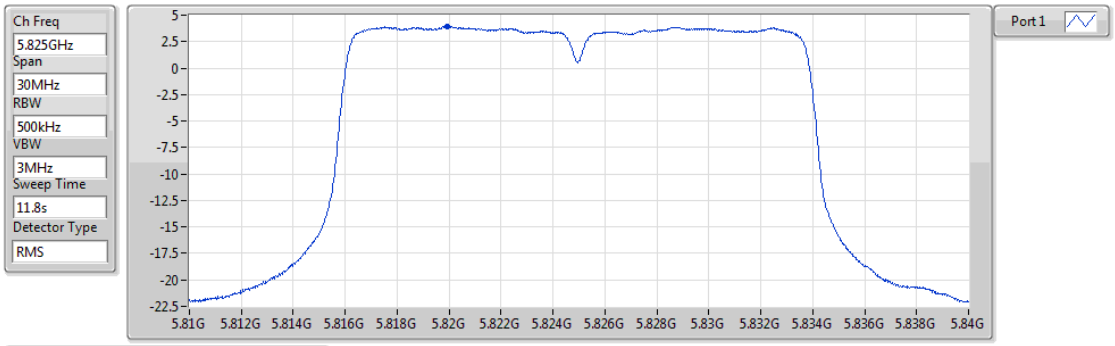

Sum	PD	Port 1
(dBm/RBW)	(dBm/RBW)	(dBm/RBW)
3.94	3.94	3.94

802.11ac VHT40_Nss1,(MCS0)_1TX PSD

5190MHz

14/05/2018

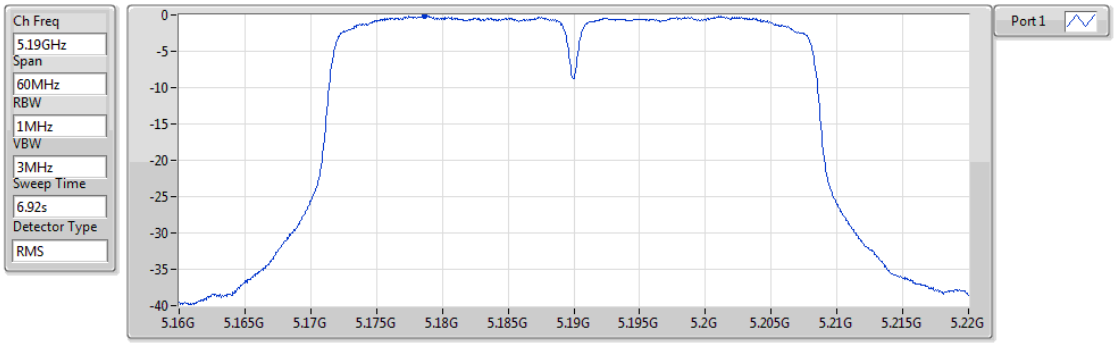

Sum	PD	Port 1
(dBm/RBW)	(dBm/RBW)	(dBm/RBW)
-0.10	-0.10	-0.10

802.11ac VHT40_Nss1,(MCS0)_1TX PSD

5230MHz

14/05/2018

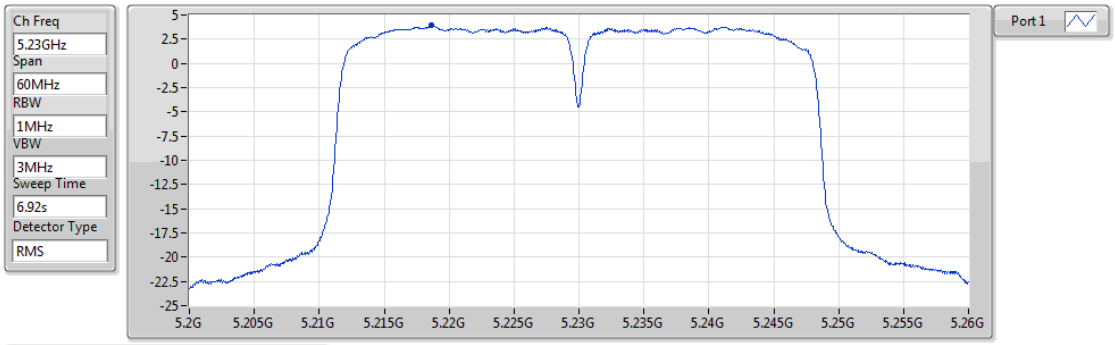

Sum	PD	Port 1
(dBm/RBW)	(dBm/RBW)	(dBm/RBW)
3.91	3.91	3.91

802.11ac VHT40_Nss1,(MCS0)_1TX PSD

5270MHz

14/05/2018

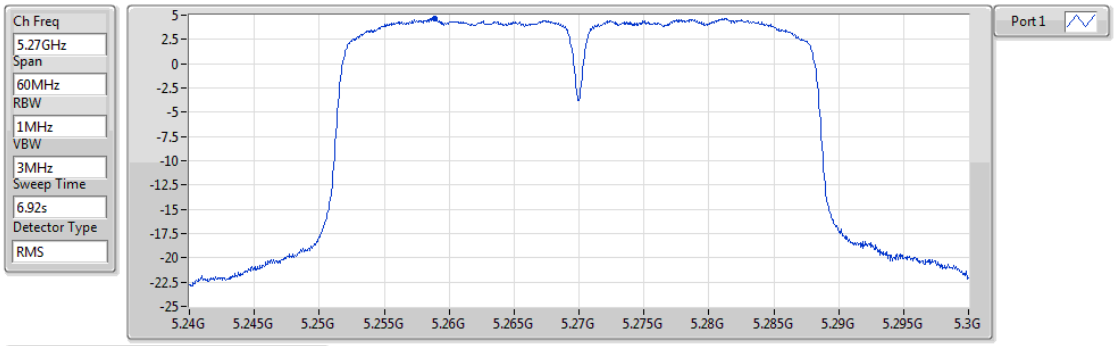

Sum	PD	Port 1
(dBm/RBW)	(dBm/RBW)	(dBm/RBW)
4.69	4.69	4.69

802.11ac VHT40_Nss1,(MCS0)_1TX PSD

5310MHz

14/05/2018

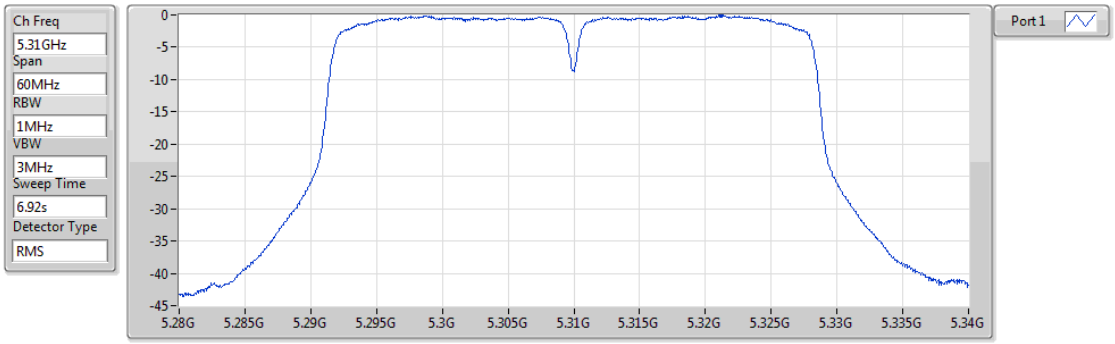

Sum	PD	Port 1
(dBm/RBW)	(dBm/RBW)	(dBm/RBW)
-0.06	-0.06	-0.06

802.11ac VHT40_Nss1,(MCS0)_1TX PSD

5510MHz

14/05/2018

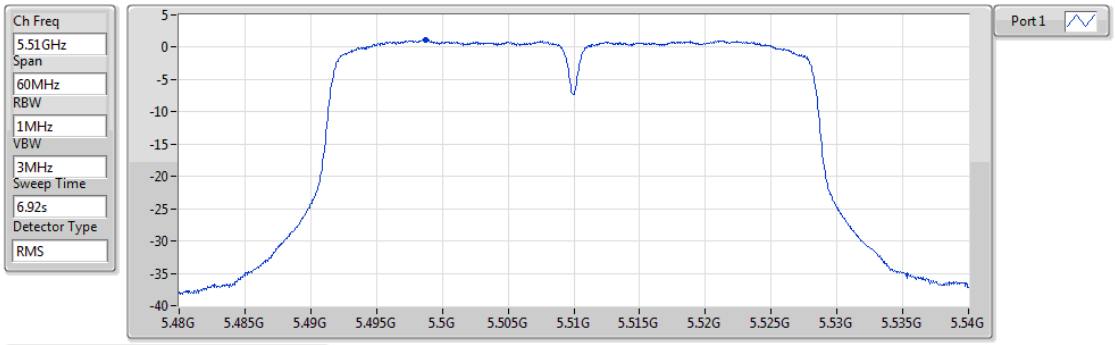

Sum	PD	Port 1
(dBm/RBW)	(dBm/RBW)	(dBm/RBW)
1.13	1.13	1.13

802.11ac VHT40_Nss1,(MCS0)_1TX PSD

5550MHz

14/05/2018

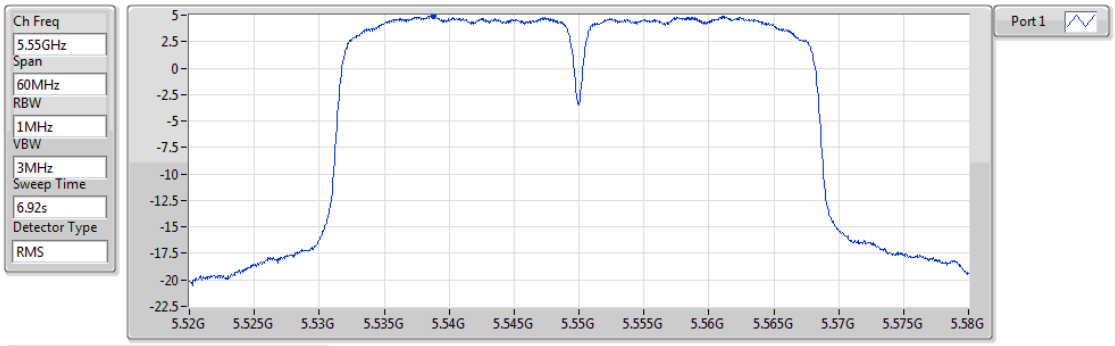

Sum	PD	Port 1
(dBm/RBW)	(dBm/RBW)	(dBm/RBW)
4.93	4.93	4.93

802.11ac VHT40_Nss1,(MCS0)_1TX PSD

5670MHz

14/05/2018

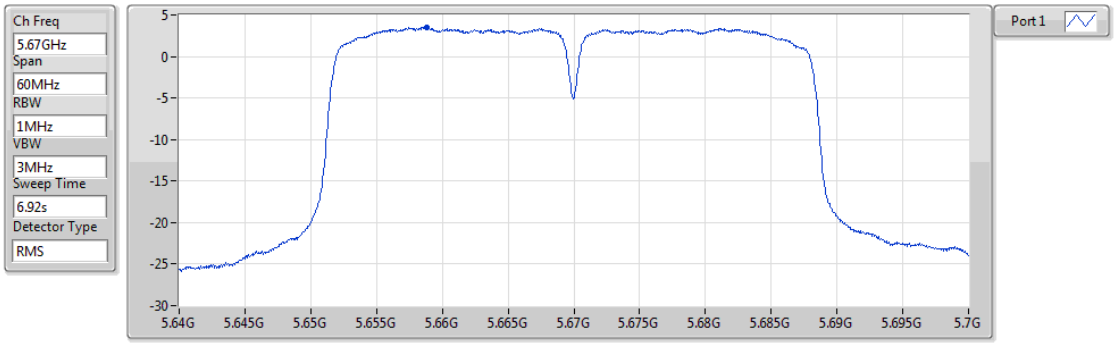

Sum	PD	Port 1
(dBm/RBW)	(dBm/RBW)	(dBm/RBW)
3.54	3.54	3.54

802.11ac VHT40_Nss1,(MCS0)_1TX PSD

5710MHz Straddle 5.47-5.725GHz

14/05/2018

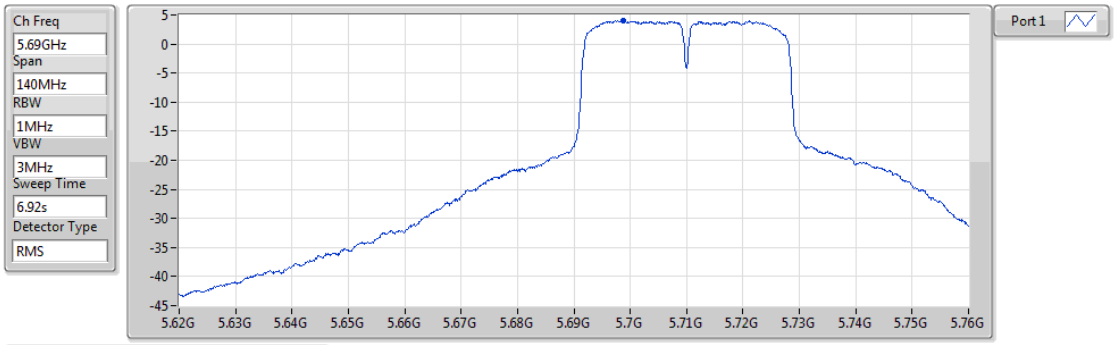

Sum	PD	Port 1
(dBm/RBW)	(dBm/RBW)	(dBm/RBW)
4.12	4.12	4.12

802.11ac VHT40_Nss1,(MCS0)_1TX PSD

5710MHz Straddle 5.725-5.85GHz

14/05/2018

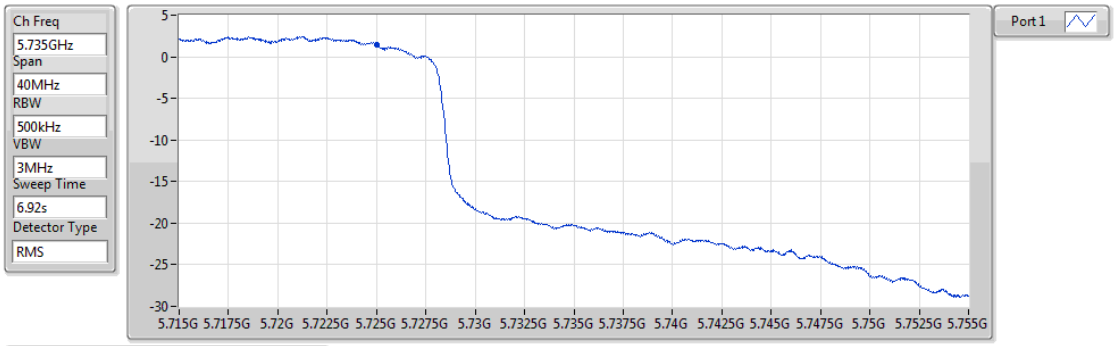

Sum	PD	Port 1
(dBm/RBW)	(dBm/RBW)	(dBm/RBW)
1.41	1.41	1.41

802.11ac VHT40_Nss1,(MCS0)_1TX PSD

5755MHz

14/05/2018

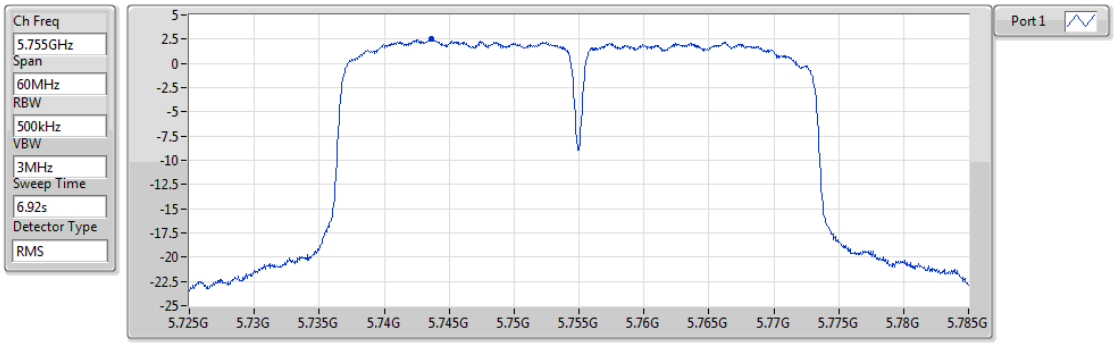

Sum	PD	Port 1
(dBm/RBW)	(dBm/RBW)	(dBm/RBW)
2.51	2.51	2.51

802.11ac VHT40_Nss1,(MCS0)_1TX PSD

5795MHz

14/05/2018

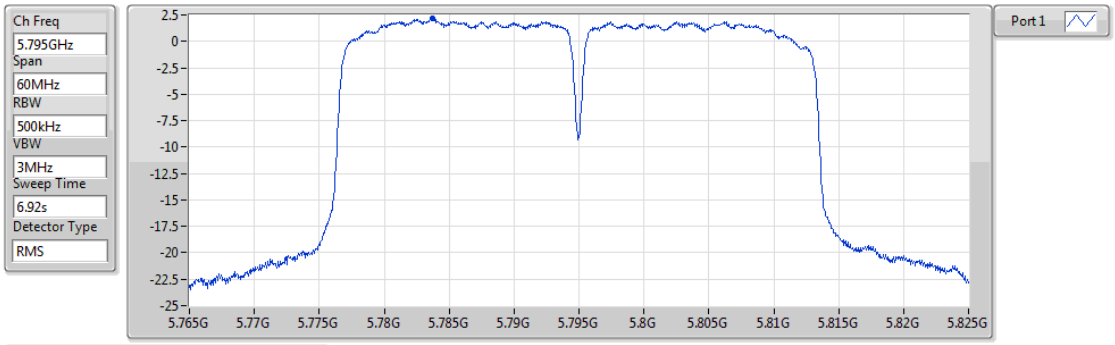

Sum	PD	Port 1
(dBm/RBW)	(dBm/RBW)	(dBm/RBW)
2.15	2.15	2.15

802.11ac VHT80_Nss1,(MCS0)_1TX PSD

5210MHz

14/05/2018

Sum	PD	Port 1
(dBm/RBW)	(dBm/RBW)	(dBm/RBW)
-2.82	-2.82	-2.82

802.11ac VHT80_Nss1,(MCS0)_1TX PSD

5290MHz

14/05/2018

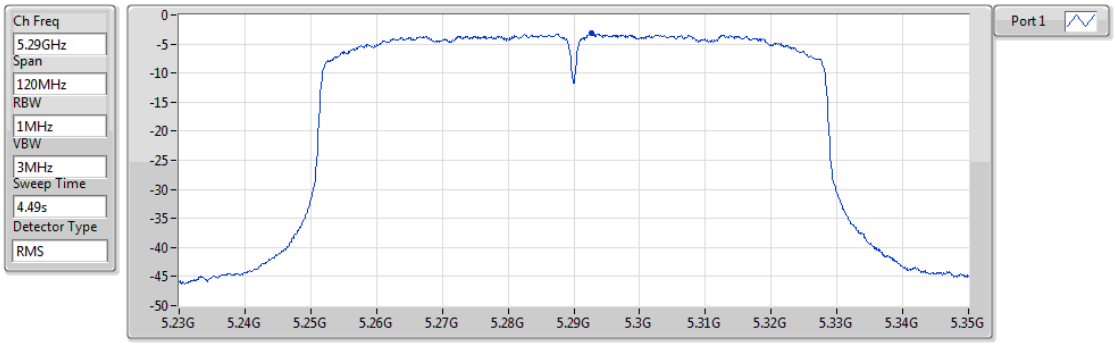

Sum	PD	Port 1
(dBm/RBW)	(dBm/RBW)	(dBm/RBW)
-3.10	-3.10	-3.10

802.11ac VHT80_Nss1,(MCS0)_1TX PSD

5530MHz

14/05/2018

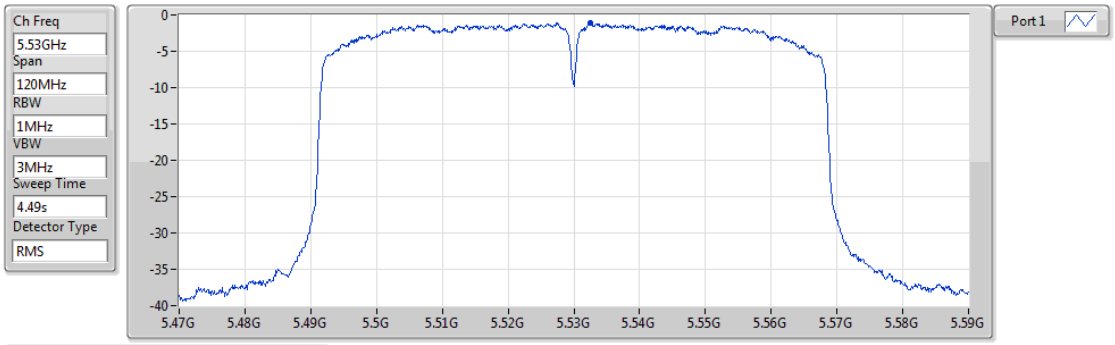

Sum	PD	Port 1
(dBm/RBW)	(dBm/RBW)	(dBm/RBW)
-1.03	-1.03	-1.03

802.11ac VHT80_Nss1,(MCS0)_1TX PSD

5610MHz

14/05/2018

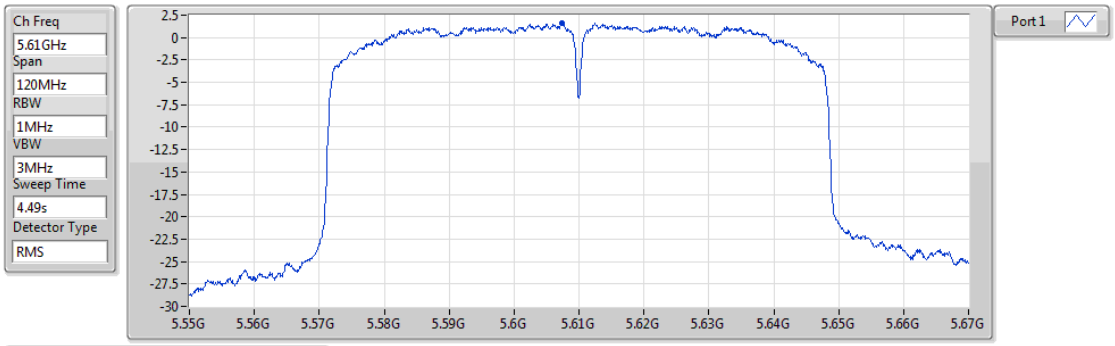

Sum	PD	Port 1
(dBm/RBW)	(dBm/RBW)	(dBm/RBW)
1.67	1.67	1.67

802.11ac VHT80_Nss1,(MCS0)_1TX PSD

5690MHz Straddle 5.47-5.725GHz

14/05/2018

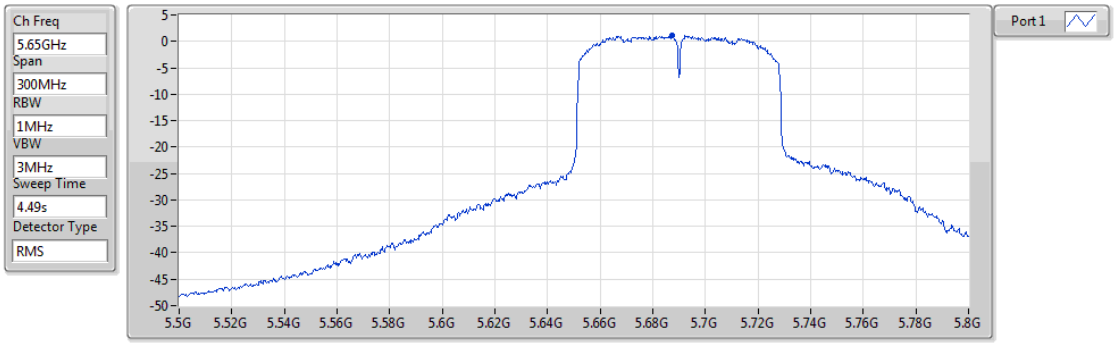

Sum	PD	Port 1
(dBm/RBW)	(dBm/RBW)	(dBm/RBW)
1.11	1.11	1.11

802.11ac VHT80_Nss1,(MCS0)_1TX PSD

5690MHz Straddle 5.725-5.85GHz

14/05/2018

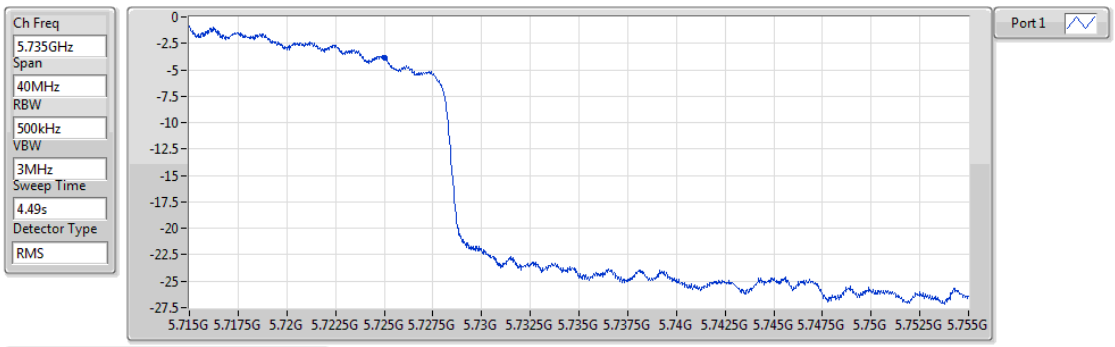

Sum	PD	Port 1
(dBm/RBW)	(dBm/RBW)	(dBm/RBW)
-3.83	-3.83	-3.83

802.11ac VHT80_Nss1,(MCS0)_1TX **PSD**

5775MHz

14/05/2018

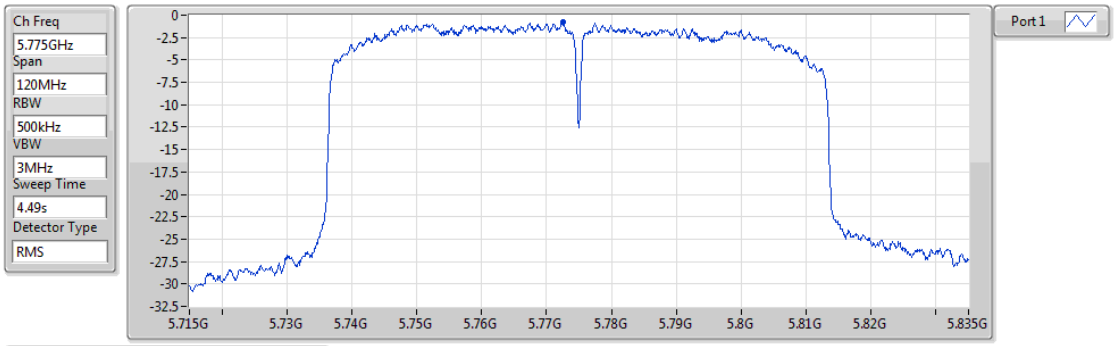

Sum	PD	Port 1
(dBm/RBW)	(dBm/RBW)	(dBm/RBW)
-0.72	-0.72	-0.72

Summary

Mode	Result	Type	Freq (Hz)	Level (dBuV/m)	Limit (dBuV/m)	Margin (dB)	Factor (dB)	Dist (m)	Condition	Azimuth (°)	Height (m)	Comments
5.725-5.85GHz	-	-	-	-	-	-	-	-	-	-	-	-
802.11ac VHT80_Nss1,(MCS0)_1TX	Pass	PK	712.88M	41.08	46.00	-4.92	-9.43	3	Horizontal	0	1.00	-

Result

Mode	Result	Type	Freq (Hz)	Level (dBuV/m)	Limit (dBuV/m)	Margin (dB)	Factor (dB)	Dist (m)	Condition	Azimuth (°)	Height (m)	Comments
802.11ac VHT80_Nss1,(MCS0)_1TX	-	-	-	-	-	-	-	-	-	-	-	-
5775MHz	Pass	PK	57.16M	22.94	40.00	-17.06	-25.37	3	Vertical	360	1.00	-
5775MHz	Pass	PK	112.45M	25.22	43.50	-18.28	-19.82	3	Vertical	360	1.00	-
5775MHz	Pass	PK	268.62M	31.53	46.00	-14.47	-16.25	3	Vertical	360	1.00	-
5775MHz	Pass	PK	374.35M	26.08	46.00	-19.92	-14.87	3	Vertical	360	1.00	-
5775MHz	Pass	PK	705.12M	35.86	46.00	-10.14	-9.61	3	Vertical	360	1.00	-
5775MHz	Pass	PK	953.44M	32.39	46.00	-13.61	-4.71	3	Vertical	360	1.00	-
5775MHz	Pass	PK	30.97M	18.88	40.00	-21.12	-13.88	3	Horizontal	0	1.00	-
5775MHz	Pass	PK	152.22M	21.13	43.50	-22.37	-19.58	3	Horizontal	0	1.00	-
5775MHz	Pass	PK	184.23M	16.19	43.50	-27.31	-21.35	3	Horizontal	0	1.00	-
5775MHz	Pass	PK	315.18M	31.23	46.00	-14.77	-16.46	3	Horizontal	0	1.00	-
5775MHz	Pass	PK	518.88M	27.43	46.00	-18.57	-12.13	3	Horizontal	0	1.00	-
5775MHz	Pass	PK	712.88M	41.08	46.00	-4.92	-9.43	3	Horizontal	0	1.00	-

802.11ac VHT80_Nss1,(MCS0)_1TX

5775MHz_PoE

22/05/2018

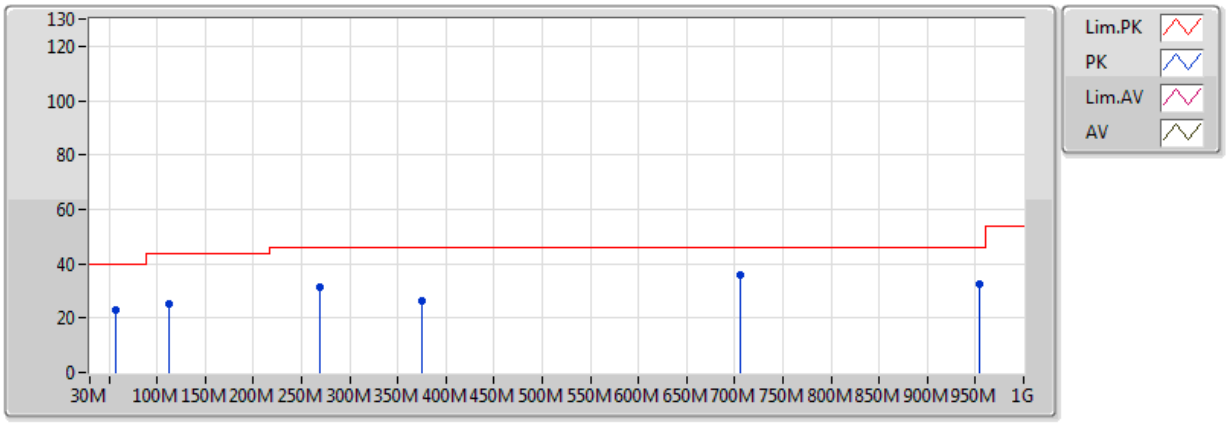

Type	Freq	Level	Limit	Margin	Factor	Dist	Condition	Azimuth	Height	Comments
	(Hz)	(dBuV/m)	(dBuV/m)	(dB)	(dB)	(m)		(°)	(m)	
PK	57.16M	22.94	40.00	-17.06	-25.37	3	Vertical	360	1.00	-
PK	112.45M	25.22	43.50	-18.28	-19.82	3	Vertical	360	1.00	-
PK	268.62M	31.53	46.00	-14.47	-16.25	3	Vertical	360	1.00	-
PK	374.35M	26.08	46.00	-19.92	-14.87	3	Vertical	360	1.00	-
PK	705.12M	35.86	46.00	-10.14	-9.61	3	Vertical	360	1.00	-
PK	953.44M	32.39	46.00	-13.61	-4.71	3	Vertical	360	1.00	-

802.11ac VHT80_Nss1,(MCS0)_1TX

5775MHz_PoE

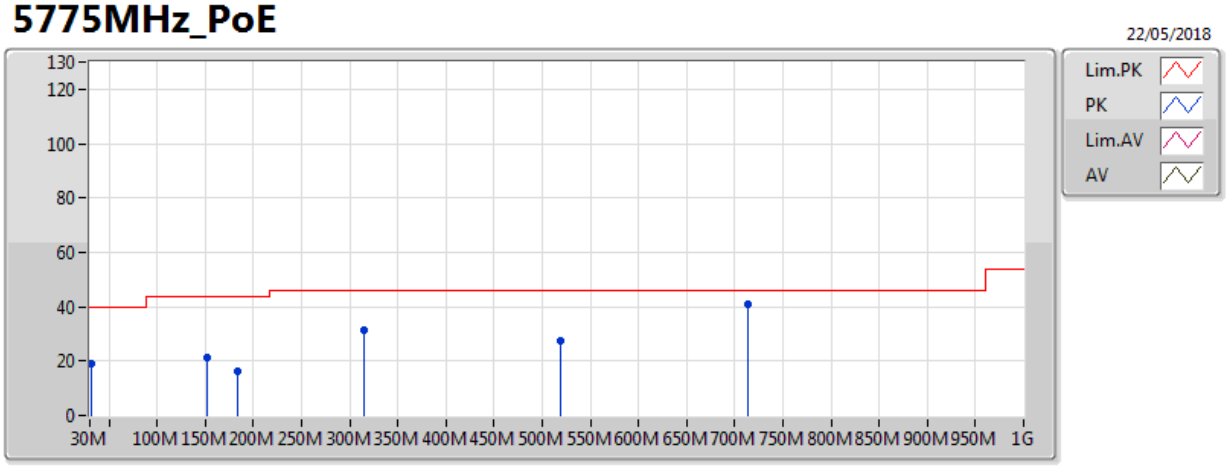

Type	Freq	Level	Limit	Margin	Factor	Dist	Condition	Azimuth	Height	Comments
	(Hz)	(dBuV/m)	(dBuV/m)	(dB)	(dB)	(m)		(°)	(m)	
PK	30.97M	18.88	40.00	-21.12	-13.88	3	Horizontal	0	1.00	-
PK	152.22M	21.13	43.50	-22.37	-19.58	3	Horizontal	0	1.00	-
PK	184.23M	16.19	43.50	-27.31	-21.35	3	Horizontal	0	1.00	-
PK	315.18M	31.23	46.00	-14.77	-16.46	3	Horizontal	0	1.00	-
PK	518.88M	27.43	46.00	-18.57	-12.13	3	Horizontal	0	1.00	-
PK	712.88M	41.08	46.00	-4.92	-9.43	3	Horizontal	0	1.00	-

Summary

Mode	Result	Type	Freq (Hz)	Level (dBuV/m)	Limit (dBuV/m)	Margin (dB)	Factor (dB)	Dist (m)	Condition	Azimuth (°)	Height (m)	Comments
5.15-5.25GHz	-	-	-	-	-	-	-	-	-	-	-	-
802.11a_Nss1,(6Mbps)_1TX	Pass	AV	5.1498G	52.35	54.00	-1.65	3.75	3	Horizontal	14	2.01	-
802.11ac VHT20_Nss1,(MCS0)_1TX	Pass	AV	5.149G	51.77	54.00	-2.23	2.66	3	Vertical	82	1.16	-
802.11ac VHT40_Nss1,(MCS0)_1TX	Pass	AV	5.149995G	53.32	54.00	-0.68	2.66	3	Vertical	84	1.01	-
802.11ac VHT80_Nss1,(MCS0)_1TX	Pass	AV	5.149995G	52.49	54.00	-1.51	2.66	3	Vertical	97	1.15	-
5.25-5.35GHz	-	-	-	-	-	-	-	-	-	-	-	-
802.11a_Nss1,(6Mbps)_1TX	Pass	AV	5.3502G	53.15	54.00	-0.85	4.08	3	Vertical	95	1.08	-
802.11ac VHT20_Nss1,(MCS0)_1TX	Pass	AV	5.350005G	52.66	54.00	-1.34	2.93	3	Vertical	103	2.27	-
802.11ac VHT40_Nss1,(MCS0)_1TX	Pass	AV	5.352G	53.44	54.00	-0.56	2.93	3	Vertical	70	1.25	-
802.11ac VHT80_Nss1,(MCS0)_1TX	Pass	AV	5.350005G	51.92	54.00	-2.08	2.93	3	Vertical	97	1.01	-
5.47-5.725GHz	-	-	-	-	-	-	-	-	-	-	-	-
802.11a_Nss1,(6Mbps)_1TX	Pass	PK	5.7252G	67.74	68.20	-0.46	3.54	3	Horizontal	299	1.02	-
802.11ac VHT20_Nss1,(MCS0)_1TX	Pass	PK	5.7284G	68.01	68.20	-0.19	3.54	3	Horizontal	293	1.10	-
802.11ac VHT40_Nss1,(MCS0)_1TX	Pass	PK	5.7264G	67.64	68.20	-0.56	3.54	3	Horizontal	94	1.19	-
802.11ac VHT80_Nss1,(MCS0)_1TX	Pass	PK	5.465G	65.63	68.20	-2.57	3.08	3	Horizontal	72	1.01	-
5.725-5.85GHz	-	-	-	-	-	-	-	-	-	-	-	-
802.11a_Nss1,(6Mbps)_1TX	Pass	AV	11.56988G	46.15	54.00	-7.85	13.26	3	Vertical	318	1.78	-
802.11ac VHT20_Nss1,(MCS0)_1TX	Pass	AV	11.64994G	46.62	54.00	-7.38	13.17	3	Vertical	322	1.85	-
802.11ac VHT40_Nss1,(MCS0)_1TX	Pass	AV	11.58454G	46.70	54.00	-7.30	13.25	3	Horizontal	168	2.31	-
802.11ac VHT80_Nss1,(MCS0)_1TX	Pass	PK	5.6478G	66.44	68.20	-1.76	3.39	3	Horizontal	339	1.02	-

Result

Mode	Result	Type	Freq (Hz)	Level (dBuV/m)	Limit (dBuV/m)	Margin (dB)	Factor (dB)	Dist (m)	Condition	Azimuth (°)	Height (m)	Comments
802.11a_Nss1,(6Mbps)_1TX	-	-	-	-	-	-	-	-	-	-	-	-
5180MHz	Pass	AV	5.1496G	51.23	54.00	-2.77	3.75	3	Vertical	99	1.08	-
5180MHz	Pass	AV	5.1752G	98.12	Inf	-Inf	3.79	3	Vertical	99	1.08	-
5180MHz	Pass	PK	5.1488G	65.19	74.00	-8.81	3.75	3	Vertical	99	1.08	-
5180MHz	Pass	PK	5.1752G	106.45	Inf	-Inf	3.79	3	Vertical	99	1.08	-
5180MHz	Pass	AV	5.1498G	52.35	54.00	-1.65	3.75	3	Horizontal	14	2.01	-
5180MHz	Pass	AV	5.1872G	98.42	Inf	-Inf	3.81	3	Horizontal	14	2.01	-
5180MHz	Pass	PK	5.1498G	66.78	74.00	-7.22	3.75	3	Horizontal	14	2.01	-
5180MHz	Pass	PK	5.1838G	107.19	Inf	-Inf	3.80	3	Horizontal	14	2.01	-
5180MHz	Pass	AV	15.5403G	43.14	54.00	-10.86	13.46	3	Vertical	332	1.71	-
5180MHz	Pass	PK	15.55338G	54.78	74.00	-19.22	13.40	3	Vertical	332	1.71	-
5180MHz	Pass	AV	15.53958G	41.38	54.00	-12.62	13.46	3	Horizontal	335	1.68	-
5180MHz	Pass	PK	15.54024G	52.75	74.00	-21.25	13.46	3	Horizontal	335	1.68	-
5200MHz	Pass	AV	5.1472G	47.31	54.00	-6.69	3.75	3	Vertical	305	1.13	-
5200MHz	Pass	AV	5.1928G	98.00	Inf	-Inf	3.82	3	Vertical	305	1.13	-
5200MHz	Pass	PK	5.1476G	58.31	74.00	-15.69	3.75	3	Vertical	305	1.13	-
5200MHz	Pass	PK	5.1936G	105.59	Inf	-Inf	3.82	3	Vertical	305	1.13	-
5200MHz	Pass	AV	5.1472G	47.97	54.00	-6.03	3.75	3	Horizontal	85	2.20	-
5200MHz	Pass	AV	5.2072G	98.58	Inf	-Inf	3.84	3	Horizontal	85	2.20	-
5200MHz	Pass	PK	5.1452G	57.68	74.00	-16.32	3.74	3	Horizontal	85	2.20	-
5200MHz	Pass	PK	5.2028G	106.65	Inf	-Inf	3.83	3	Horizontal	85	2.20	-
5200MHz	Pass	AV	15.59748G	43.14	54.00	-10.86	13.21	3	Vertical	338	1.70	-
5200MHz	Pass	PK	15.58854G	56.37	74.00	-17.63	13.24	3	Vertical	338	1.70	-
5200MHz	Pass	AV	15.59796G	43.53	54.00	-10.47	13.20	3	Horizontal	297	1.95	-
5200MHz	Pass	PK	15.6081G	56.83	74.00	-17.17	13.16	3	Horizontal	297	1.95	-
5240MHz	Pass	AV	5.147G	46.03	54.00	-7.97	3.75	3	Vertical	91	1.05	-
5240MHz	Pass	AV	5.2472G	98.98	Inf	-Inf	3.91	3	Vertical	91	1.05	-
5240MHz	Pass	AV	5.3834G	47.05	54.00	-6.95	4.13	3	Vertical	91	1.05	-
5240MHz	Pass	PK	5.1392G	56.56	74.00	-17.44	3.74	3	Vertical	91	1.05	-
5240MHz	Pass	PK	5.246G	106.82	Inf	-Inf	3.91	3	Vertical	91	1.05	-
5240MHz	Pass	PK	5.3888G	57.82	74.00	-16.18	4.15	3	Vertical	91	1.05	-
5240MHz	Pass	AV	5.1404G	45.99	54.00	-8.01	3.74	3	Horizontal	13	2.18	-
5240MHz	Pass	AV	5.2346G	98.86	Inf	-Inf	3.89	3	Horizontal	13	2.18	-
5240MHz	Pass	AV	5.3846G	47.05	54.00	-6.95	4.13	3	Horizontal	13	2.18	-
5240MHz	Pass	PK	5.1314G	56.44	74.00	-17.56	3.72	3	Horizontal	13	2.18	-
5240MHz	Pass	PK	5.2352G	106.84	Inf	-Inf	3.89	3	Horizontal	13	2.18	-
5240MHz	Pass	PK	5.3576G	58.67	74.00	-15.33	4.09	3	Horizontal	13	2.18	-
5240MHz	Pass	AV	15.71622G	43.83	54.00	-10.17	12.68	3	Vertical	327	1.69	-
5240MHz	Pass	PK	15.71904G	57.55	74.00	-16.45	12.67	3	Vertical	327	1.69	-
5240MHz	Pass	AV	15.71562G	42.32	54.00	-11.68	12.68	3	Horizontal	336	1.72	-
5240MHz	Pass	PK	15.7254G	54.88	74.00	-19.12	12.64	3	Horizontal	336	1.72	-
5260MHz	Pass	AV	5.1364G	45.95	54.00	-8.05	3.72	3	Vertical	94	1.03	-
5260MHz	Pass	AV	5.2636G	99.17	Inf	-Inf	3.94	3	Vertical	94	1.03	-
5260MHz	Pass	AV	5.4034G	47.02	54.00	-6.98	4.16	3	Vertical	94	1.03	-
5260MHz	Pass	PK	5.122G	57.38	74.00	-16.62	3.71	3	Vertical	94	1.03	-
5260MHz	Pass	PK	5.2636G	106.75	Inf	-Inf	3.94	3	Vertical	94	1.03	-
5260MHz	Pass	PK	5.3536G	57.25	74.00	-16.75	4.08	3	Vertical	94	1.03	-
5260MHz	Pass	AV	5.1412G	45.99	54.00	-8.01	3.74	3	Horizontal	8	2.08	-

RSE TX above 1GHz Result – Mode 1

Mode	Result	Type	Freq (Hz)	Level (dBuV/m)	Limit (dBuV/m)	Margin (dB)	Factor (dB)	Dist (m)	Condition	Azimuth (°)	Height (m)	Comments
5260MHz	Pass	AV	5.254G	99.31	Inf	-Inf	3.92	3	Horizontal	8	2.08	-
5260MHz	Pass	AV	5.3578G	47.10	54.00	-6.90	4.09	3	Horizontal	8	2.08	-
5260MHz	Pass	PK	5.1226G	57.43	74.00	-16.57	3.71	3	Horizontal	8	2.08	-
5260MHz	Pass	PK	5.2546G	107.22	Inf	-Inf	3.92	3	Horizontal	8	2.08	-
5260MHz	Pass	PK	5.3632G	58.03	74.00	-15.97	4.11	3	Horizontal	8	2.08	-
5260MHz	Pass	AV	15.78222G	42.15	54.00	-11.85	12.39	3	Vertical	339	1.69	-
5260MHz	Pass	PK	15.77004G	53.03	74.00	-20.97	12.44	3	Vertical	339	1.69	-
5260MHz	Pass	AV	15.77244G	41.30	54.00	-12.70	12.43	3	Horizontal	346	1.51	-
5260MHz	Pass	PK	15.7821G	51.79	74.00	-22.21	12.39	3	Horizontal	346	1.51	-
5300MHz	Pass	AV	5.2952G	99.05	Inf	-Inf	3.99	3	Vertical	98	1.02	-
5300MHz	Pass	AV	5.3524G	49.21	54.00	-4.79	4.08	3	Vertical	98	1.02	-
5300MHz	Pass	PK	5.296G	107.19	Inf	-Inf	3.99	3	Vertical	98	1.02	-
5300MHz	Pass	PK	5.3548G	58.88	74.00	-15.12	4.09	3	Vertical	98	1.02	-
5300MHz	Pass	AV	5.2948G	101.36	Inf	-Inf	3.99	3	Horizontal	324	3.04	-
5300MHz	Pass	AV	5.352G	48.76	54.00	-5.24	4.08	3	Horizontal	324	3.04	-
5300MHz	Pass	PK	5.2932G	109.56	Inf	-Inf	3.99	3	Horizontal	324	3.04	-
5300MHz	Pass	PK	5.352G	59.17	74.00	-14.83	4.08	3	Horizontal	324	3.04	-
5300MHz	Pass	AV	15.89604G	41.58	54.00	-12.42	11.89	3	Vertical	333	1.66	-
5300MHz	Pass	PK	15.89274G	52.41	74.00	-21.59	11.90	3	Vertical	333	1.66	-
5300MHz	Pass	AV	15.89958G	41.38	54.00	-12.62	11.87	3	Horizontal	2	1.88	-
5300MHz	Pass	PK	15.90216G	51.94	74.00	-22.06	11.86	3	Horizontal	2	1.88	-
5320MHz	Pass	AV	5.3134G	99.27	Inf	-Inf	4.02	3	Vertical	95	1.08	-
5320MHz	Pass	AV	5.3502G	53.15	54.00	-0.85	4.08	3	Vertical	95	1.08	-
5320MHz	Pass	PK	5.3158G	107.54	Inf	-Inf	4.03	3	Vertical	95	1.08	-
5320MHz	Pass	PK	5.3524G	68.52	74.00	-5.48	4.08	3	Vertical	95	1.08	-
5320MHz	Pass	AV	5.3154G	99.94	Inf	-Inf	4.02	3	Horizontal	314	1.03	-
5320MHz	Pass	AV	5.3502G	50.30	54.00	-3.70	4.08	3	Horizontal	314	1.03	-
5320MHz	Pass	PK	5.314G	108.76	Inf	-Inf	4.02	3	Horizontal	314	1.03	-
5320MHz	Pass	PK	5.351G	62.70	74.00	-11.30	4.08	3	Horizontal	314	1.03	-
5320MHz	Pass	AV	15.95976G	39.96	54.00	-14.04	11.61	3	Vertical	337	1.66	-
5320MHz	Pass	PK	15.95946G	51.07	74.00	-22.93	11.61	3	Vertical	337	1.66	-
5320MHz	Pass	AV	15.9687G	39.33	54.00	-14.67	11.57	3	Horizontal	279	1.82	-
5320MHz	Pass	PK	15.97122G	50.16	74.00	-23.84	11.56	3	Horizontal	279	1.82	-
5500MHz	Pass	AV	5.4598G	42.94	54.00	-11.06	3.07	3	Vertical	77	1.50	-
5500MHz	Pass	AV	5.4948G	95.03	Inf	-Inf	3.11	3	Vertical	77	1.50	-
5500MHz	Pass	PK	5.459G	58.70	74.00	-15.30	3.07	3	Vertical	77	1.50	-
5500MHz	Pass	PK	5.4674G	62.88	68.20	-5.32	3.08	3	Vertical	77	1.50	-
5500MHz	Pass	PK	5.506G	105.21	Inf	-Inf	3.13	3	Vertical	77	1.50	-
5500MHz	Pass	AV	5.4588G	43.09	54.00	-10.91	3.07	3	Horizontal	304	1.00	-
5500MHz	Pass	AV	5.504G	98.18	Inf	-Inf	3.13	3	Horizontal	304	1.00	-
5500MHz	Pass	PK	5.4598G	61.81	74.00	-12.19	3.07	3	Horizontal	304	1.00	-
5500MHz	Pass	PK	5.4694G	67.70	68.20	-0.50	3.08	3	Horizontal	304	1.00	-
5500MHz	Pass	PK	5.5036G	108.80	Inf	-Inf	3.13	3	Horizontal	304	1.00	-
5500MHz	Pass	AV	10.99988G	43.31	54.00	-10.69	13.75	3	Vertical	331	1.97	-
5500MHz	Pass	PK	10.9964G	55.54	74.00	-18.46	13.74	3	Vertical	331	1.97	-
5500MHz	Pass	AV	10.99988G	44.98	54.00	-9.02	13.75	3	Horizontal	312	1.99	-
5500MHz	Pass	PK	11G	55.75	74.00	-18.25	13.75	3	Horizontal	312	1.99	-
5580MHz	Pass	AV	5.4492G	42.19	54.00	-11.81	3.05	3	Vertical	346	1.62	-
5580MHz	Pass	AV	5.5848G	94.68	Inf	-Inf	3.28	3	Vertical	346	1.62	-

RSE TX above 1GHz Result – Mode 1

Mode	Result	Type	Freq (Hz)	Level (dBuV/m)	Limit (dBuV/m)	Margin (dB)	Factor (dB)	Dist (m)	Condition	Azimuth (°)	Height (m)	Comments
5580MHz	Pass	PK	5.445G	54.52	74.00	-19.48	3.05	3	Vertical	346	1.62	-
5580MHz	Pass	PK	5.4606G	54.05	68.20	-14.15	3.07	3	Vertical	346	1.62	-
5580MHz	Pass	PK	5.58G	104.65	Inf	-Inf	3.27	3	Vertical	346	1.62	-
5580MHz	Pass	PK	5.7258G	54.77	68.20	-13.43	3.54	3	Vertical	346	1.62	-
5580MHz	Pass	AV	5.4552G	42.29	54.00	-11.71	3.06	3	Horizontal	303	1.06	-
5580MHz	Pass	AV	5.5746G	100.14	Inf	-Inf	3.26	3	Horizontal	303	1.06	-
5580MHz	Pass	PK	5.4438G	54.85	74.00	-19.15	3.05	3	Horizontal	303	1.06	-
5580MHz	Pass	PK	5.4684G	54.19	68.20	-14.01	3.08	3	Horizontal	303	1.06	-
5580MHz	Pass	PK	5.5866G	109.74	Inf	-Inf	3.28	3	Horizontal	303	1.06	-
5580MHz	Pass	PK	5.7252G	55.15	68.20	-13.05	3.54	3	Horizontal	303	1.06	-
5580MHz	Pass	AV	11.15994G	45.00	54.00	-9.00	13.62	3	Vertical	336	1.82	-
5580MHz	Pass	PK	11.15964G	55.09	74.00	-18.91	13.62	3	Vertical	336	1.82	-
5580MHz	Pass	AV	11.15988G	46.43	54.00	-7.57	13.62	3	Horizontal	312	1.93	-
5580MHz	Pass	PK	11.16096G	56.88	74.00	-17.12	13.62	3	Horizontal	312	1.93	-
5700MHz	Pass	AV	5.6932G	90.31	Inf	-Inf	3.48	3	Vertical	343	1.52	-
5700MHz	Pass	PK	5.6956G	100.19	Inf	-Inf	3.48	3	Vertical	343	1.52	-
5700MHz	Pass	PK	5.7252G	60.41	68.20	-7.79	3.54	3	Vertical	343	1.52	-
5700MHz	Pass	AV	5.7072G	96.31	Inf	-Inf	3.50	3	Horizontal	299	1.02	-
5700MHz	Pass	PK	5.6952G	106.95	Inf	-Inf	3.48	3	Horizontal	299	1.02	-
5700MHz	Pass	PK	5.7252G	67.74	68.20	-0.46	3.54	3	Horizontal	299	1.02	-
5700MHz	Pass	AV	11.39982G	45.41	54.00	-8.59	13.43	3	Vertical	324	1.89	-
5700MHz	Pass	PK	11.3997G	55.77	74.00	-18.23	13.43	3	Vertical	324	1.89	-
5700MHz	Pass	AV	11.39994G	43.88	54.00	-10.12	13.43	3	Horizontal	326	1.96	-
5700MHz	Pass	PK	11.40018G	54.47	74.00	-19.53	13.43	3	Horizontal	326	1.96	-
5720MHz Straddle 5.47-5.725GHz	Pass	AV	5.714G	98.20	Inf	-Inf	3.51	3	Vertical	103	1.10	-
5720MHz Straddle 5.47-5.725GHz	Pass	PK	5.715G	107.81	Inf	-Inf	3.52	3	Vertical	103	1.10	-
5720MHz Straddle 5.47-5.725GHz	Pass	PK	5.937G	56.74	68.20	-11.46	3.93	3	Vertical	103	1.10	-
5720MHz Straddle 5.47-5.725GHz	Pass	AV	5.726G	101.13	Inf	-Inf	3.54	3	Horizontal	298	1.08	-
5720MHz Straddle 5.47-5.725GHz	Pass	PK	5.717G	110.56	Inf	-Inf	3.52	3	Horizontal	298	1.08	-
5720MHz Straddle 5.47-5.725GHz	Pass	PK	5.854G	56.12	68.20	-12.08	3.78	3	Horizontal	298	1.08	-
5720MHz Straddle 5.47-5.725GHz	Pass	AV	11.44G	46.28	54.00	-7.72	13.39	3	Vertical	322	1.80	-
5720MHz Straddle 5.47-5.725GHz	Pass	PK	11.43994G	55.29	74.00	-18.71	13.39	3	Vertical	322	1.80	-
5720MHz Straddle 5.47-5.725GHz	Pass	AV	11.43994G	44.25	54.00	-9.75	13.39	3	Horizontal	326	1.92	-
5720MHz Straddle 5.47-5.725GHz	Pass	PK	11.44114G	56.09	74.00	-17.91	13.39	3	Horizontal	326	1.92	-
5745MHz	Pass	AV	5.7402G	98.20	Inf	-Inf	3.56	3	Vertical	102	1.16	-
5745MHz	Pass	PK	5.5938G	55.81	68.20	-12.39	3.30	3	Vertical	102	1.16	-
5745MHz	Pass	PK	5.7474G	107.56	Inf	-Inf	3.58	3	Vertical	102	1.16	-
5745MHz	Pass	PK	5.9814G	55.92	68.20	-12.28	4.00	3	Vertical	102	1.16	-
5745MHz	Pass	AV	5.739G	100.99	Inf	-Inf	3.56	3	Horizontal	296	1.08	-
5745MHz	Pass	PK	5.6298G	56.67	68.20	-11.53	3.36	3	Horizontal	296	1.08	-
5745MHz	Pass	PK	5.739G	111.09	Inf	-Inf	3.56	3	Horizontal	296	1.08	-
5745MHz	Pass	PK	5.9358G	56.02	68.20	-12.18	3.93	3	Horizontal	296	1.08	-
5745MHz	Pass	AV	11.49G	45.94	54.00	-8.06	13.35	3	Vertical	321	1.80	-
5745MHz	Pass	PK	11.48982G	55.33	74.00	-18.67	13.35	3	Vertical	321	1.80	-
5745MHz	Pass	AV	11.48994G	43.65	54.00	-10.35	13.35	3	Horizontal	328	1.75	-
5745MHz	Pass	PK	11.48148G	55.08	74.00	-18.92	13.36	3	Horizontal	328	1.75	-
5785MHz	Pass	AV	5.7802G	96.85	Inf	-Inf	3.64	3	Vertical	102	1.13	-
5785MHz	Pass	PK	5.6146G	55.50	68.20	-12.70	3.33	3	Vertical	102	1.13	-
5785MHz	Pass	PK	5.7898G	106.10	Inf	-Inf	3.65	3	Vertical	102	1.13	-

Mode	Result	Type	Freq (Hz)	Level (dBuV/m)	Limit (dBuV/m)	Margin (dB)	Factor (dB)	Dist (m)	Condition	Azimuth (°)	Height (m)	Comments
5785MHz	Pass	PK	5.935G	55.83	68.20	-12.37	3.92	3	Vertical	102	1.13	-
5785MHz	Pass	AV	5.779G	100.12	Inf	-Inf	3.63	3	Horizontal	294	1.05	-
5785MHz	Pass	PK	5.6326G	55.75	68.20	-12.45	3.37	3	Horizontal	294	1.05	-
5785MHz	Pass	PK	5.7778G	110.05	Inf	-Inf	3.63	3	Horizontal	294	1.05	-
5785MHz	Pass	PK	5.9506G	55.66	68.20	-12.54	3.95	3	Horizontal	294	1.05	-
5785MHz	Pass	AV	11.56988G	46.15	54.00	-7.85	13.26	3	Vertical	318	1.78	-
5785MHz	Pass	PK	11.56994G	55.14	74.00	-18.86	13.26	3	Vertical	318	1.78	-
5785MHz	Pass	AV	11.56988G	44.37	54.00	-9.63	13.26	3	Horizontal	324	1.96	-
5785MHz	Pass	PK	11.56928G	56.19	74.00	-17.81	13.27	3	Horizontal	324	1.96	-
5825MHz	Pass	AV	5.819G	96.91	Inf	-Inf	3.71	3	Vertical	99	2.79	-
5825MHz	Pass	PK	5.6414G	55.71	68.20	-12.49	3.38	3	Vertical	99	2.79	-
5825MHz	Pass	PK	5.8214G	106.51	Inf	-Inf	3.71	3	Vertical	99	2.79	-
5825MHz	Pass	PK	5.9582G	56.04	68.20	-12.16	3.96	3	Vertical	99	2.79	-
5825MHz	Pass	AV	5.8214G	99.60	Inf	-Inf	3.71	3	Horizontal	291	1.11	-
5825MHz	Pass	PK	5.627G	55.31	68.20	-12.89	3.36	3	Horizontal	291	1.11	-
5825MHz	Pass	PK	5.819G	108.96	Inf	-Inf	3.71	3	Horizontal	291	1.11	-
5825MHz	Pass	PK	5.951G	56.20	68.20	-12.00	3.95	3	Horizontal	291	1.11	-
5825MHz	Pass	AV	11.64994G	45.72	54.00	-8.28	13.17	3	Vertical	322	1.86	-
5825MHz	Pass	PK	11.64988G	55.16	74.00	-18.84	13.17	3	Vertical	322	1.86	-
5825MHz	Pass	AV	11.64994G	45.42	54.00	-8.58	13.17	3	Horizontal	323	1.86	-
5825MHz	Pass	PK	11.65072G	57.68	74.00	-16.32	13.17	3	Horizontal	323	1.86	-
802.11ac VHT20_Nss1,(MCS0)_1TX	-	-	-	-	-	-	-	-	-	-	-	-
5180MHz	Pass	AV	5.149G	51.77	54.00	-2.23	2.66	3	Vertical	82	1.16	-
5180MHz	Pass	AV	5.1754G	97.88	Inf	-Inf	2.70	3	Vertical	82	1.16	-
5180MHz	Pass	PK	5.149995G	65.91	74.00	-8.09	2.66	3	Vertical	82	1.16	-
5180MHz	Pass	PK	5.1752G	106.75	Inf	-Inf	2.70	3	Vertical	82	1.16	-
5180MHz	Pass	AV	5.149995G	50.47	54.00	-3.53	2.66	3	Horizontal	53	2.26	-
5180MHz	Pass	AV	5.1878G	97.34	Inf	-Inf	2.71	3	Horizontal	53	2.26	-
5180MHz	Pass	PK	5.149995G	65.22	74.00	-8.78	2.66	3	Horizontal	53	2.26	-
5180MHz	Pass	PK	5.1752G	106.13	Inf	-Inf	2.70	3	Horizontal	53	2.26	-
5180MHz	Pass	AV	15.5424G	44.95	54.00	-9.05	13.45	3	Vertical	321	1.73	-
5180MHz	Pass	PK	15.53922G	58.37	74.00	-15.63	13.46	3	Vertical	321	1.73	-
5180MHz	Pass	AV	15.54408G	42.99	54.00	-11.01	13.44	3	Horizontal	332	1.57	-
5180MHz	Pass	PK	15.53904G	55.51	74.00	-18.49	13.46	3	Horizontal	332	1.57	-
5200MHz	Pass	AV	5.1484G	47.36	54.00	-6.64	2.66	3	Vertical	76	1.16	-
5200MHz	Pass	AV	5.1952G	98.06	Inf	-Inf	2.72	3	Vertical	76	1.16	-
5200MHz	Pass	PK	5.1496G	62.12	74.00	-11.88	2.66	3	Vertical	76	1.16	-
5200MHz	Pass	PK	5.1952G	106.99	Inf	-Inf	2.72	3	Vertical	76	1.16	-
5200MHz	Pass	AV	5.1484G	45.72	54.00	-8.28	2.66	3	Horizontal	53	2.25	-
5200MHz	Pass	AV	5.1956G	97.19	Inf	-Inf	2.72	3	Horizontal	53	2.25	-
5200MHz	Pass	PK	5.149995G	59.77	74.00	-14.23	2.66	3	Horizontal	53	2.25	-
5200MHz	Pass	PK	5.1952G	106.12	Inf	-Inf	2.72	3	Horizontal	53	2.25	-
5200MHz	Pass	AV	15.59874G	44.79	54.00	-9.21	13.20	3	Vertical	317	1.72	-
5200MHz	Pass	PK	15.59532G	57.91	74.00	-16.09	13.21	3	Vertical	317	1.72	-
5200MHz	Pass	AV	15.59952G	42.14	54.00	-11.86	13.20	3	Horizontal	129	1.50	-
5200MHz	Pass	PK	15.59964G	54.86	74.00	-19.14	13.20	3	Horizontal	129	1.50	-
5240MHz	Pass	AV	5.0906G	43.59	54.00	-10.41	2.58	3	Vertical	91	1.37	-
5240MHz	Pass	AV	5.2436G	98.15	Inf	-Inf	2.79	3	Vertical	91	1.37	-
5240MHz	Pass	AV	5.3846G	42.70	54.00	-11.30	2.97	3	Vertical	91	1.37	-

Mode	Result	Type	Freq (Hz)	Level (dBuV/m)	Limit (dBuV/m)	Margin (dB)	Factor (dB)	Dist (m)	Condition	Azimuth (°)	Height (m)	Comments
5240MHz	Pass	PK	5.0918G	55.80	74.00	-18.20	2.59	3	Vertical	91	1.37	-
5240MHz	Pass	PK	5.2352G	106.77	Inf	-Inf	2.78	3	Vertical	91	1.37	-
5240MHz	Pass	PK	5.3732G	54.10	74.00	-19.90	2.95	3	Vertical	91	1.37	-
5240MHz	Pass	AV	5.1386G	43.72	54.00	-10.28	2.65	3	Horizontal	66	1.09	-
5240MHz	Pass	AV	5.2436G	97.76	Inf	-Inf	2.79	3	Horizontal	66	1.09	-
5240MHz	Pass	AV	5.39G	42.60	54.00	-11.40	2.97	3	Horizontal	66	1.09	-
5240MHz	Pass	PK	5.111G	56.05	74.00	-17.95	2.62	3	Horizontal	66	1.09	-
5240MHz	Pass	PK	5.2352G	106.49	Inf	-Inf	2.78	3	Horizontal	66	1.09	-
5240MHz	Pass	PK	5.3606G	54.98	74.00	-19.02	2.94	3	Horizontal	66	1.09	-
5240MHz	Pass	AV	15.72234G	43.89	54.00	-10.11	12.65	3	Vertical	334	1.56	-
5240MHz	Pass	PK	15.7122G	56.46	74.00	-17.54	12.70	3	Vertical	334	1.56	-
5240MHz	Pass	AV	15.72456G	43.46	54.00	-10.54	12.64	3	Horizontal	311	1.66	-
5240MHz	Pass	PK	15.72012G	55.59	74.00	-18.41	12.66	3	Horizontal	311	1.66	-
5260MHz	Pass	AV	5.1226G	43.32	54.00	-10.68	2.63	3	Vertical	94	1.34	-
5260MHz	Pass	AV	5.2558G	98.34	Inf	-Inf	2.80	3	Vertical	94	1.34	-
5260MHz	Pass	AV	5.3968G	42.87	54.00	-11.13	2.99	3	Vertical	94	1.34	-
5260MHz	Pass	PK	5.1412G	55.65	74.00	-18.35	2.65	3	Vertical	94	1.34	-
5260MHz	Pass	PK	5.2552G	107.31	Inf	-Inf	2.80	3	Vertical	94	1.34	-
5260MHz	Pass	PK	5.3902G	54.97	74.00	-19.03	2.97	3	Vertical	94	1.34	-
5260MHz	Pass	AV	5.1172G	43.69	54.00	-10.31	2.62	3	Horizontal	53	2.21	-
5260MHz	Pass	AV	5.2636G	97.53	Inf	-Inf	2.81	3	Horizontal	53	2.21	-
5260MHz	Pass	AV	5.4082G	42.72	54.00	-11.28	3.00	3	Horizontal	53	2.21	-
5260MHz	Pass	PK	5.1148G	55.37	74.00	-18.63	2.62	3	Horizontal	53	2.21	-
5260MHz	Pass	PK	5.2552G	106.45	Inf	-Inf	2.80	3	Horizontal	53	2.21	-
5260MHz	Pass	PK	5.386G	54.09	74.00	-19.91	2.97	3	Horizontal	53	2.21	-
5260MHz	Pass	AV	15.78516G	43.35	54.00	-10.65	12.38	3	Vertical	333	1.64	-
5260MHz	Pass	PK	15.76542G	56.55	74.00	-17.45	12.46	3	Vertical	333	1.64	-
5260MHz	Pass	AV	15.78474G	42.72	54.00	-11.28	12.38	3	Horizontal	282	1.93	-
5260MHz	Pass	PK	15.77142G	54.89	74.00	-19.11	12.44	3	Horizontal	282	1.93	-
5300MHz	Pass	AV	5.2956G	99.70	Inf	-Inf	2.85	3	Vertical	105	2.38	-
5300MHz	Pass	AV	5.352G	47.66	54.00	-6.34	2.93	3	Vertical	105	2.38	-
5300MHz	Pass	PK	5.2952G	108.68	Inf	-Inf	2.85	3	Vertical	105	2.38	-
5300MHz	Pass	PK	5.350005G	60.74	74.00	-13.26	2.93	3	Vertical	105	2.38	-
5300MHz	Pass	AV	5.3036G	97.36	Inf	-Inf	2.86	3	Horizontal	52	1.29	-
5300MHz	Pass	AV	5.3516G	46.08	54.00	-7.92	2.93	3	Horizontal	52	1.29	-
5300MHz	Pass	PK	5.306G	106.36	Inf	-Inf	2.87	3	Horizontal	52	1.29	-
5300MHz	Pass	PK	5.3504G	58.32	74.00	-15.68	2.93	3	Horizontal	52	1.29	-
5300MHz	Pass	AV	15.89418G	41.98	54.00	-12.02	11.90	3	Vertical	321	1.50	-
5300MHz	Pass	PK	15.89304G	54.61	74.00	-19.39	11.90	3	Vertical	321	1.50	-
5300MHz	Pass	AV	15.8979G	41.33	54.00	-12.67	11.88	3	Horizontal	294	1.52	-
5300MHz	Pass	PK	15.89988G	53.76	74.00	-20.24	11.87	3	Horizontal	294	1.52	-
5320MHz	Pass	AV	5.3234G	99.09	Inf	-Inf	2.89	3	Vertical	103	2.27	-
5320MHz	Pass	AV	5.350005G	52.66	54.00	-1.34	2.93	3	Vertical	103	2.27	-
5320MHz	Pass	PK	5.3154G	108.11	Inf	-Inf	2.88	3	Vertical	103	2.27	-
5320MHz	Pass	PK	5.3502G	67.63	74.00	-6.37	2.93	3	Vertical	103	2.27	-
5320MHz	Pass	AV	5.3154G	97.71	Inf	-Inf	2.88	3	Horizontal	54	2.18	-
5320MHz	Pass	AV	5.350005G	51.46	54.00	-2.54	2.93	3	Horizontal	54	2.18	-
5320MHz	Pass	PK	5.3152G	106.75	Inf	-Inf	2.88	3	Horizontal	54	2.18	-
5320MHz	Pass	PK	5.3502G	65.96	74.00	-8.04	2.93	3	Horizontal	54	2.18	-

RSE TX above 1GHz Result – Mode 1

Mode	Result	Type	Freq (Hz)	Level (dBuV/m)	Limit (dBuV/m)	Margin (dB)	Factor (dB)	Dist (m)	Condition	Azimuth (°)	Height (m)	Comments
5320MHz	Pass	AV	15.96378G	41.14	54.00	-12.86	11.59	3	Vertical	349	1.64	-
5320MHz	Pass	PK	15.96264G	53.11	74.00	-20.89	11.59	3	Vertical	349	1.64	-
5320MHz	Pass	AV	15.94986G	40.09	54.00	-13.91	11.65	3	Horizontal	234	1.50	-
5320MHz	Pass	PK	15.96702G	52.78	74.00	-21.22	11.58	3	Horizontal	234	1.50	-
5500MHz	Pass	AV	5.4592G	44.60	54.00	-9.40	3.07	3	Vertical	78	1.49	-
5500MHz	Pass	AV	5.5034G	95.69	Inf	-Inf	3.13	3	Vertical	78	1.49	-
5500MHz	Pass	PK	5.4572G	60.02	74.00	-13.98	3.06	3	Vertical	78	1.49	-
5500MHz	Pass	PK	5.4664G	64.20	68.20	-4.00	3.08	3	Vertical	78	1.49	-
5500MHz	Pass	PK	5.4954G	104.69	Inf	-Inf	3.11	3	Vertical	78	1.49	-
5500MHz	Pass	AV	5.4594G	45.60	54.00	-8.40	3.07	3	Horizontal	297	1.00	-
5500MHz	Pass	AV	5.5034G	98.38	Inf	-Inf	3.13	3	Horizontal	297	1.00	-
5500MHz	Pass	PK	5.4566G	62.59	74.00	-11.41	3.06	3	Horizontal	297	1.00	-
5500MHz	Pass	PK	5.4664G	67.63	68.20	-0.57	3.08	3	Horizontal	297	1.00	-
5500MHz	Pass	PK	5.4952G	107.85	Inf	-Inf	3.11	3	Horizontal	297	1.00	-
5500MHz	Pass	AV	10.99994G	44.68	54.00	-9.32	13.75	3	Vertical	337	1.00	-
5500MHz	Pass	PK	11G	55.89	74.00	-18.11	13.75	3	Vertical	337	1.00	-
5500MHz	Pass	AV	11G	45.29	54.00	-8.71	13.75	3	Horizontal	326	1.93	-
5500MHz	Pass	PK	10.9997G	55.78	74.00	-18.22	13.75	3	Horizontal	326	1.93	-
5580MHz	Pass	AV	5.4456G	42.79	54.00	-11.21	3.05	3	Vertical	340	1.35	-
5580MHz	Pass	AV	5.5836G	96.28	Inf	-Inf	3.27	3	Vertical	340	1.35	-
5580MHz	Pass	PK	5.4582G	55.36	74.00	-18.64	3.06	3	Vertical	340	1.35	-
5580MHz	Pass	PK	5.4606G	53.72	68.20	-14.48	3.07	3	Vertical	340	1.35	-
5580MHz	Pass	PK	5.5752G	105.10	Inf	-Inf	3.26	3	Vertical	340	1.35	-
5580MHz	Pass	PK	5.7264G	54.82	68.20	-13.38	3.54	3	Vertical	340	1.35	-
5580MHz	Pass	AV	5.459995G	42.92	54.00	-11.08	3.07	3	Horizontal	68	1.10	-
5580MHz	Pass	AV	5.5854G	98.60	Inf	-Inf	3.28	3	Horizontal	68	1.10	-
5580MHz	Pass	PK	5.4504G	54.70	74.00	-19.30	3.06	3	Horizontal	68	1.10	-
5580MHz	Pass	PK	5.4648G	54.17	68.20	-14.03	3.08	3	Horizontal	68	1.10	-
5580MHz	Pass	PK	5.5878G	107.49	Inf	-Inf	3.28	3	Horizontal	68	1.10	-
5580MHz	Pass	PK	5.7288G	55.05	68.20	-13.15	3.54	3	Horizontal	68	1.10	-
5580MHz	Pass	AV	11.15994G	46.62	54.00	-7.38	13.62	3	Vertical	318	1.82	-
5580MHz	Pass	PK	11.15994G	55.91	74.00	-18.09	13.62	3	Vertical	318	1.82	-
5580MHz	Pass	AV	11.15988G	46.70	54.00	-7.30	13.62	3	Horizontal	329	1.96	-
5580MHz	Pass	PK	11.16072G	57.55	74.00	-16.45	13.62	3	Horizontal	329	1.96	-
5700MHz	Pass	AV	5.6956G	92.04	Inf	-Inf	3.48	3	Vertical	337	1.99	-
5700MHz	Pass	PK	5.6952G	100.89	Inf	-Inf	3.48	3	Vertical	337	1.99	-
5700MHz	Pass	PK	5.7284G	61.63	68.20	-6.57	3.54	3	Vertical	337	1.99	-
5700MHz	Pass	AV	5.6952G	97.23	Inf	-Inf	3.48	3	Horizontal	293	1.10	-
5700MHz	Pass	PK	5.6952G	106.72	Inf	-Inf	3.48	3	Horizontal	293	1.10	-
5700MHz	Pass	PK	5.7284G	68.01	68.20	-0.19	3.54	3	Horizontal	293	1.10	-
5700MHz	Pass	AV	11.39988G	46.09	54.00	-7.91	13.43	3	Vertical	324	1.90	-
5700MHz	Pass	PK	11.39982G	54.60	74.00	-19.40	13.43	3	Vertical	324	1.90	-
5700MHz	Pass	AV	11.39982G	44.12	54.00	-9.88	13.43	3	Horizontal	327	1.97	-
5700MHz	Pass	PK	11.4G	54.90	74.00	-19.10	13.43	3	Horizontal	327	1.97	-
5720MHz Straddle 5.47-5.725GHz	Pass	AV	5.715G	98.43	Inf	-Inf	3.52	3	Vertical	98	1.10	-
5720MHz Straddle 5.47-5.725GHz	Pass	AV	5.894G	44.33	Inf	-Inf	3.85	3	Vertical	98	1.10	-
5720MHz Straddle 5.47-5.725GHz	Pass	PK	5.715G	107.41	Inf	-Inf	3.52	3	Vertical	98	1.10	-
5720MHz Straddle 5.47-5.725GHz	Pass	PK	5.934G	56.14	68.20	-12.06	3.92	3	Vertical	98	1.10	-
5720MHz Straddle 5.47-5.725GHz	Pass	AV	5.723G	101.54	Inf	-Inf	3.53	3	Horizontal	291	1.00	-

Mode	Result	Type	Freq (Hz)	Level (dBuV/m)	Limit (dBuV/m)	Margin (dB)	Factor (dB)	Dist (m)	Condition	Azimuth (°)	Height (m)	Comments
5720MHz Straddle 5.47-5.725GHz	Pass	AV	5.937G	44.31	Inf	-Inf	3.93	3	Horizontal	291	1.00	-
5720MHz Straddle 5.47-5.725GHz	Pass	PK	5.715G	110.57	Inf	-Inf	3.52	3	Horizontal	291	1.00	-
5720MHz Straddle 5.47-5.725GHz	Pass	PK	5.881G	56.05	68.20	-12.15	3.82	3	Horizontal	291	1.00	-
5720MHz Straddle 5.47-5.725GHz	Pass	AV	11.43988G	45.98	54.00	-8.02	13.39	3	Vertical	322	1.93	-
5720MHz Straddle 5.47-5.725GHz	Pass	PK	11.43976G	54.86	74.00	-19.14	13.39	3	Vertical	322	1.93	-
5720MHz Straddle 5.47-5.725GHz	Pass	AV	11.43994G	43.85	54.00	-10.15	13.39	3	Horizontal	330	1.66	-
5720MHz Straddle 5.47-5.725GHz	Pass	PK	11.44102G	55.58	74.00	-18.42	13.39	3	Horizontal	330	1.66	-
5745MHz	Pass	AV	5.7378G	98.74	Inf	-Inf	3.56	3	Vertical	99	1.07	-
5745MHz	Pass	PK	5.6418G	55.70	68.20	-12.50	3.38	3	Vertical	99	1.07	-
5745MHz	Pass	PK	5.7402G	107.32	Inf	-Inf	3.56	3	Vertical	99	1.07	-
5745MHz	Pass	PK	5.9658G	55.64	68.20	-12.56	3.98	3	Vertical	99	1.07	-
5745MHz	Pass	AV	5.7378G	101.41	Inf	-Inf	3.56	3	Horizontal	293	1.07	-
5745MHz	Pass	PK	5.5902G	55.93	68.20	-12.27	3.29	3	Horizontal	293	1.07	-
5745MHz	Pass	PK	5.7402G	110.31	Inf	-Inf	3.56	3	Horizontal	293	1.07	-
5745MHz	Pass	PK	5.9394G	55.84	68.20	-12.36	3.94	3	Horizontal	293	1.07	-
5745MHz	Pass	AV	11.48988G	46.14	54.00	-7.86	13.35	3	Vertical	317	1.76	-
5745MHz	Pass	PK	11.49024G	55.53	74.00	-18.47	13.35	3	Vertical	317	1.76	-
5745MHz	Pass	AV	11.48982G	44.54	54.00	-9.46	13.35	3	Horizontal	326	1.91	-
5745MHz	Pass	PK	11.49042G	55.61	74.00	-18.39	13.35	3	Horizontal	326	1.91	-
5785MHz	Pass	AV	5.7886G	98.43	Inf	-Inf	3.65	3	Vertical	97	1.01	-
5785MHz	Pass	PK	5.6482G	55.31	68.20	-12.89	3.39	3	Vertical	97	1.01	-
5785MHz	Pass	PK	5.7898G	106.65	Inf	-Inf	3.65	3	Vertical	97	1.01	-
5785MHz	Pass	PK	5.953G	55.75	68.20	-12.45	3.95	3	Vertical	97	1.01	-
5785MHz	Pass	AV	5.7886G	101.02	Inf	-Inf	3.65	3	Horizontal	292	1.05	-
5785MHz	Pass	PK	5.5378G	55.71	68.20	-12.49	3.19	3	Horizontal	292	1.05	-
5785MHz	Pass	PK	5.7802G	109.40	Inf	-Inf	3.64	3	Horizontal	292	1.05	-
5785MHz	Pass	PK	5.941G	56.04	68.20	-12.16	3.94	3	Horizontal	292	1.05	-
5785MHz	Pass	AV	11.56994G	46.59	54.00	-7.41	13.26	3	Vertical	319	1.76	-
5785MHz	Pass	PK	11.57012G	55.48	74.00	-18.52	13.26	3	Vertical	319	1.76	-
5785MHz	Pass	AV	11.56988G	45.46	54.00	-8.54	13.26	3	Horizontal	324	1.89	-
5785MHz	Pass	PK	11.56604G	56.30	74.00	-17.70	13.27	3	Horizontal	324	1.89	-
5825MHz	Pass	AV	5.8202G	97.41	Inf	-Inf	3.71	3	Vertical	99	2.79	-
5825MHz	Pass	PK	5.6042G	55.59	68.20	-12.61	3.31	3	Vertical	99	2.79	-
5825MHz	Pass	PK	5.819G	106.73	Inf	-Inf	3.71	3	Vertical	99	2.79	-
5825MHz	Pass	PK	5.9414G	55.71	68.20	-12.49	3.94	3	Vertical	99	2.79	-
5825MHz	Pass	AV	5.8298G	99.87	Inf	-Inf	3.73	3	Horizontal	293	1.02	-
5825MHz	Pass	PK	5.6186G	55.86	68.20	-12.34	3.34	3	Horizontal	293	1.02	-
5825MHz	Pass	PK	5.831G	108.98	Inf	-Inf	3.73	3	Horizontal	293	1.02	-
5825MHz	Pass	PK	5.9258G	55.98	68.20	-12.22	3.91	3	Horizontal	293	1.02	-
5825MHz	Pass	AV	11.64994G	46.62	54.00	-7.38	13.17	3	Vertical	322	1.85	-
5825MHz	Pass	PK	11.64994G	55.76	74.00	-18.24	13.17	3	Vertical	322	1.85	-
5825MHz	Pass	AV	11.64982G	45.61	54.00	-8.39	13.17	3	Horizontal	323	1.89	-
5825MHz	Pass	PK	11.6461G	57.31	74.00	-16.69	13.18	3	Horizontal	323	1.89	-
802.11ac VHT40_Nss1,(MCS0)_1TX	-	-	-	-	-	-	-	-	-	-	-	-
5190MHz	Pass	AV	5.149995G	53.32	54.00	-0.68	2.66	3	Vertical	84	1.01	-
5190MHz	Pass	AV	5.178G	92.73	Inf	-Inf	2.70	3	Vertical	84	1.01	-
5190MHz	Pass	PK	5.149995G	67.72	74.00	-6.28	2.66	3	Vertical	84	1.01	-
5190MHz	Pass	PK	5.1876G	102.30	Inf	-Inf	2.71	3	Vertical	84	1.01	-
5190MHz	Pass	AV	5.149995G	51.18	54.00	-2.82	2.66	3	Horizontal	56	2.26	-

Mode	Result	Type	Freq (Hz)	Level (dBuV/m)	Limit (dBuV/m)	Margin (dB)	Factor (dB)	Dist (m)	Condition	Azimuth (°)	Height (m)	Comments
5190MHz	Pass	AV	5.1804G	92.46	Inf	-Inf	2.70	3	Horizontal	56	2.26	-
5190MHz	Pass	PK	5.1472G	66.15	74.00	-7.85	2.66	3	Horizontal	56	2.26	-
5190MHz	Pass	PK	5.1876G	102.15	Inf	-Inf	2.71	3	Horizontal	56	2.26	-
5190MHz	Pass	AV	15.57498G	42.26	54.00	-11.74	13.30	3	Vertical	282	1.65	-
5190MHz	Pass	PK	15.5712G	54.06	74.00	-19.94	13.32	3	Vertical	282	1.65	-
5190MHz	Pass	AV	15.58314G	41.87	54.00	-12.13	13.27	3	Horizontal	264	1.49	-
5190MHz	Pass	PK	15.55776G	54.10	74.00	-19.90	13.38	3	Horizontal	264	1.49	-
5230MHz	Pass	AV	5.148G	48.15	54.00	-5.85	2.66	3	Vertical	99	2.40	-
5230MHz	Pass	AV	5.218G	96.16	Inf	-Inf	2.75	3	Vertical	99	2.40	-
5230MHz	Pass	PK	5.1392G	62.19	74.00	-11.81	2.65	3	Vertical	99	2.40	-
5230MHz	Pass	PK	5.2276G	105.02	Inf	-Inf	2.77	3	Vertical	99	2.40	-
5230MHz	Pass	AV	5.149995G	46.54	54.00	-7.46	2.66	3	Horizontal	65	1.14	-
5230MHz	Pass	AV	5.22G	95.58	Inf	-Inf	2.76	3	Horizontal	65	1.14	-
5230MHz	Pass	PK	5.1396G	60.09	74.00	-13.91	2.65	3	Horizontal	65	1.14	-
5230MHz	Pass	PK	5.2276G	104.94	Inf	-Inf	2.77	3	Horizontal	65	1.14	-
5230MHz	Pass	AV	15.69678G	42.98	54.00	-11.02	12.77	3	Vertical	336	1.70	-
5230MHz	Pass	PK	15.69222G	54.92	74.00	-19.08	12.79	3	Vertical	336	1.70	-
5230MHz	Pass	AV	15.70386G	42.13	54.00	-11.87	12.74	3	Horizontal	105	1.50	-
5230MHz	Pass	PK	15.69174G	53.96	74.00	-20.04	12.79	3	Horizontal	105	1.50	-
5270MHz	Pass	AV	5.258G	96.32	Inf	-Inf	2.81	3	Vertical	96	2.51	-
5270MHz	Pass	AV	5.350005G	47.66	54.00	-6.34	2.93	3	Vertical	96	2.51	-
5270MHz	Pass	PK	5.2676G	105.61	Inf	-Inf	2.82	3	Vertical	96	2.51	-
5270MHz	Pass	PK	5.3528G	60.77	74.00	-13.23	2.93	3	Vertical	96	2.51	-
5270MHz	Pass	AV	5.26G	95.39	Inf	-Inf	2.81	3	Horizontal	50	2.20	-
5270MHz	Pass	AV	5.350005G	45.69	54.00	-8.31	2.93	3	Horizontal	50	2.20	-
5270MHz	Pass	PK	5.2676G	104.78	Inf	-Inf	2.82	3	Horizontal	50	2.20	-
5270MHz	Pass	PK	5.3532G	58.44	74.00	-15.56	2.93	3	Horizontal	50	2.20	-
5270MHz	Pass	AV	15.801G	43.41	54.00	-10.59	12.31	3	Vertical	325	1.64	-
5270MHz	Pass	PK	15.8055G	55.74	74.00	-18.26	12.29	3	Vertical	325	1.64	-
5270MHz	Pass	AV	15.80394G	41.94	54.00	-12.06	12.29	3	Horizontal	241	1.50	-
5270MHz	Pass	PK	15.798G	54.50	74.00	-19.50	12.32	3	Horizontal	241	1.50	-
5310MHz	Pass	AV	5.3004G	93.44	Inf	-Inf	2.86	3	Vertical	70	1.25	-
5310MHz	Pass	AV	5.352G	53.44	54.00	-0.56	2.93	3	Vertical	70	1.25	-
5310MHz	Pass	PK	5.3076G	103.27	Inf	-Inf	2.87	3	Vertical	70	1.25	-
5310MHz	Pass	PK	5.3508G	68.95	74.00	-5.05	2.93	3	Vertical	70	1.25	-
5310MHz	Pass	AV	5.3144G	93.26	Inf	-Inf	2.88	3	Horizontal	49	2.16	-
5310MHz	Pass	AV	5.3516G	53.43	54.00	-0.57	2.93	3	Horizontal	49	2.16	-
5310MHz	Pass	PK	5.3076G	102.79	Inf	-Inf	2.87	3	Horizontal	49	2.16	-
5310MHz	Pass	PK	5.3508G	68.45	74.00	-5.55	2.93	3	Horizontal	49	2.16	-
5310MHz	Pass	AV	15.92334G	40.57	54.00	-13.43	11.77	3	Vertical	109	1.50	-
5310MHz	Pass	PK	15.93972G	53.14	74.00	-20.86	11.70	3	Vertical	109	1.50	-
5310MHz	Pass	AV	15.93036G	40.71	54.00	-13.29	11.74	3	Horizontal	227	1.66	-
5310MHz	Pass	PK	15.9264G	52.79	74.00	-21.21	11.75	3	Horizontal	227	1.66	-
5510MHz	Pass	AV	5.4596G	44.94	54.00	-9.06	3.07	3	Vertical	70	1.50	-
5510MHz	Pass	AV	5.498G	90.95	Inf	-Inf	3.12	3	Vertical	70	1.50	-
5510MHz	Pass	PK	5.4596G	59.38	74.00	-14.62	3.07	3	Vertical	70	1.50	-
5510MHz	Pass	PK	5.4664G	63.85	68.20	-4.35	3.08	3	Vertical	70	1.50	-
5510MHz	Pass	PK	5.5076G	100.03	Inf	-Inf	3.13	3	Vertical	70	1.50	-
5510MHz	Pass	AV	5.4596G	46.77	54.00	-7.23	3.07	3	Horizontal	291	1.00	-

RSE TX above 1GHz Result – Mode 1

Mode	Result	Type	Freq (Hz)	Level (dBuV/m)	Limit (dBuV/m)	Margin (dB)	Factor (dB)	Dist (m)	Condition	Azimuth (°)	Height (m)	Comments
5510MHz	Pass	AV	5.5216G	94.77	Inf	-Inf	3.16	3	Horizontal	291	1.00	-
5510MHz	Pass	PK	5.4596G	62.60	74.00	-11.40	3.07	3	Horizontal	291	1.00	-
5510MHz	Pass	PK	5.4684G	67.61	68.20	-0.59	3.08	3	Horizontal	291	1.00	-
5510MHz	Pass	PK	5.5076G	104.04	Inf	-Inf	3.13	3	Horizontal	291	1.00	-
5510MHz	Pass	AV	11.02534G	42.19	54.00	-11.81	13.73	3	Vertical	131	1.32	-
5510MHz	Pass	PK	11.02822G	54.70	74.00	-19.30	13.73	3	Vertical	131	1.32	-
5510MHz	Pass	AV	11.03404G	42.24	54.00	-11.76	13.72	3	Horizontal	78	1.13	-
5510MHz	Pass	PK	11.00716G	54.53	74.00	-19.47	13.74	3	Horizontal	78	1.13	-
5550MHz	Pass	AV	5.4592G	46.07	54.00	-7.93	3.07	3	Vertical	278	1.49	-
5550MHz	Pass	AV	5.5404G	96.24	Inf	-Inf	3.19	3	Vertical	278	1.49	-
5550MHz	Pass	PK	5.4576G	56.68	74.00	-17.32	3.06	3	Vertical	278	1.49	-
5550MHz	Pass	PK	5.4668G	58.97	68.20	-9.23	3.08	3	Vertical	278	1.49	-
5550MHz	Pass	PK	5.548G	106.20	Inf	-Inf	3.21	3	Vertical	278	1.49	-
5550MHz	Pass	AV	5.4592G	46.94	54.00	-7.06	3.07	3	Horizontal	80	1.06	-
5550MHz	Pass	AV	5.5544G	97.89	Inf	-Inf	3.22	3	Horizontal	80	1.06	-
5550MHz	Pass	PK	5.4592G	58.90	74.00	-15.10	3.07	3	Horizontal	80	1.06	-
5550MHz	Pass	PK	5.4696G	60.52	68.20	-7.68	3.08	3	Horizontal	80	1.06	-
5550MHz	Pass	PK	5.5472G	106.52	Inf	-Inf	3.21	3	Horizontal	80	1.06	-
5550MHz	Pass	AV	11.09982G	46.37	54.00	-7.63	13.67	3	Vertical	297	1.83	-
5550MHz	Pass	PK	11.1G	55.14	74.00	-18.86	13.67	3	Vertical	297	1.83	-
5550MHz	Pass	AV	11.09982G	46.38	54.00	-7.62	13.67	3	Horizontal	311	1.96	-
5550MHz	Pass	PK	11.1G	56.84	74.00	-17.16	13.67	3	Horizontal	311	1.96	-
5670MHz	Pass	AV	5.6814G	95.02	Inf	-Inf	3.45	3	Vertical	275	1.96	-
5670MHz	Pass	PK	5.6628G	103.40	Inf	-Inf	3.42	3	Vertical	275	1.96	-
5670MHz	Pass	PK	5.7252G	65.89	68.20	-2.31	3.54	3	Vertical	275	1.96	-
5670MHz	Pass	AV	5.6814G	95.45	Inf	-Inf	3.45	3	Horizontal	94	1.19	-
5670MHz	Pass	PK	5.6754G	103.75	Inf	-Inf	3.44	3	Horizontal	94	1.19	-
5670MHz	Pass	PK	5.7264G	67.64	68.20	-0.56	3.54	3	Horizontal	94	1.19	-
5670MHz	Pass	AV	11.34048G	44.62	54.00	-9.38	13.47	3	Vertical	205	1.48	-
5670MHz	Pass	PK	11.32638G	56.18	74.00	-17.82	13.49	3	Vertical	205	1.48	-
5670MHz	Pass	AV	11.34456G	45.05	54.00	-8.95	13.47	3	Horizontal	25	1.63	-
5670MHz	Pass	PK	11.34624G	56.75	74.00	-17.25	13.47	3	Horizontal	25	1.63	-
5710MHz Straddle 5.47-5.725GHz	Pass	AV	5.4592G	43.43	54.00	-10.57	3.07	3	Vertical	275	2.15	-
5710MHz Straddle 5.47-5.725GHz	Pass	AV	5.722G	95.85	Inf	-Inf	3.53	3	Vertical	275	2.15	-
5710MHz Straddle 5.47-5.725GHz	Pass	PK	5.434G	53.71	74.00	-20.29	3.03	3	Vertical	275	2.15	-
5710MHz Straddle 5.47-5.725GHz	Pass	PK	5.4652G	52.58	68.20	-15.62	3.08	3	Vertical	275	2.15	-
5710MHz Straddle 5.47-5.725GHz	Pass	PK	5.716G	104.86	Inf	-Inf	3.52	3	Vertical	275	2.15	-
5710MHz Straddle 5.47-5.725GHz	Pass	PK	5.8576G	55.84	68.20	-12.36	3.78	3	Vertical	275	2.15	-
5710MHz Straddle 5.47-5.725GHz	Pass	AV	5.4556G	43.32	54.00	-10.68	3.06	3	Horizontal	94	1.30	-
5710MHz Straddle 5.47-5.725GHz	Pass	AV	5.6992G	95.30	Inf	-Inf	3.49	3	Horizontal	94	1.30	-
5710MHz Straddle 5.47-5.725GHz	Pass	PK	5.4424G	54.64	74.00	-19.36	3.05	3	Horizontal	94	1.30	-
5710MHz Straddle 5.47-5.725GHz	Pass	PK	5.4676G	54.38	68.20	-13.82	3.08	3	Horizontal	94	1.30	-
5710MHz Straddle 5.47-5.725GHz	Pass	PK	5.7076G	104.06	Inf	-Inf	3.50	3	Horizontal	94	1.30	-
5710MHz Straddle 5.47-5.725GHz	Pass	PK	5.902G	56.69	68.20	-11.51	3.86	3	Horizontal	94	1.30	-
5710MHz Straddle 5.47-5.725GHz	Pass	AV	11.4119G	46.57	54.00	-7.43	13.42	3	Vertical	288	1.25	-
5710MHz Straddle 5.47-5.725GHz	Pass	PK	11.40908G	58.04	74.00	-15.96	13.42	3	Vertical	288	1.25	-
5710MHz Straddle 5.47-5.725GHz	Pass	AV	11.43482G	46.68	54.00	-7.32	13.40	3	Horizontal	80	1.78	-
5710MHz Straddle 5.47-5.725GHz	Pass	PK	11.43452G	58.16	74.00	-15.84	13.40	3	Horizontal	80	1.78	-
5755MHz	Pass	AV	5.7622G	95.62	Inf	-Inf	3.60	3	Vertical	275	2.23	-

Mode	Result	Type	Freq (Hz)	Level (dBuV/m)	Limit (dBuV/m)	Margin (dB)	Factor (dB)	Dist (m)	Condition	Azimuth (°)	Height (m)	Comments
5755MHz	Pass	PK	5.6482G	57.36	68.20	-10.84	3.39	3	Vertical	275	2.23	-
5755MHz	Pass	PK	5.7574G	104.01	Inf	-Inf	3.59	3	Vertical	275	2.23	-
5755MHz	Pass	PK	5.9254G	55.25	68.20	-12.95	3.91	3	Vertical	275	2.23	-
5755MHz	Pass	AV	5.7406G	94.82	Inf	-Inf	3.56	3	Horizontal	89	1.38	-
5755MHz	Pass	PK	5.6518G	59.15	69.53	-10.38	3.40	3	Horizontal	89	1.38	-
5755MHz	Pass	PK	5.749G	103.21	Inf	-Inf	3.58	3	Horizontal	89	1.38	-
5755MHz	Pass	PK	5.9326G	56.11	68.20	-12.09	3.92	3	Horizontal	89	1.38	-
5755MHz	Pass	AV	11.50586G	45.82	54.00	-8.18	13.34	3	Vertical	96	1.17	-
5755MHz	Pass	PK	11.49692G	56.67	74.00	-17.33	13.35	3	Vertical	96	1.17	-
5755MHz	Pass	AV	11.50136G	46.53	54.00	-7.47	13.34	3	Horizontal	32	1.12	-
5755MHz	Pass	PK	11.49938G	58.33	74.00	-15.67	13.35	3	Horizontal	32	1.12	-
5795MHz	Pass	AV	5.7806G	95.93	Inf	-Inf	3.64	3	Vertical	277	2.34	-
5795MHz	Pass	PK	5.6438G	54.75	68.20	-13.45	3.38	3	Vertical	277	2.34	-
5795MHz	Pass	PK	5.783G	104.40	Inf	-Inf	3.64	3	Vertical	277	2.34	-
5795MHz	Pass	PK	5.9486G	55.47	68.20	-12.73	3.94	3	Vertical	277	2.34	-
5795MHz	Pass	AV	5.783G	96.57	Inf	-Inf	3.64	3	Horizontal	340	1.01	-
5795MHz	Pass	PK	5.6426G	56.65	68.20	-11.55	3.38	3	Horizontal	340	1.01	-
5795MHz	Pass	PK	5.7902G	105.46	Inf	-Inf	3.65	3	Horizontal	340	1.01	-
5795MHz	Pass	PK	5.9438G	55.61	68.20	-12.59	3.93	3	Horizontal	340	1.01	-
5795MHz	Pass	AV	11.59822G	45.75	54.00	-8.25	13.23	3	Vertical	225	1.63	-
5795MHz	Pass	PK	11.58946G	56.61	74.00	-17.39	13.24	3	Vertical	225	1.63	-
5795MHz	Pass	AV	11.58454G	46.70	54.00	-7.30	13.25	3	Horizontal	168	2.31	-
5795MHz	Pass	PK	11.58094G	57.74	74.00	-16.26	13.25	3	Horizontal	168	2.31	-
802.11ac VHT80_Nss1,(MCS0)_1TX	-	-	-	-	-	-	-	-	-	-	-	-
5210MHz	Pass	AV	5.149995G	52.49	54.00	-1.51	2.66	3	Vertical	97	1.15	-
5210MHz	Pass	AV	5.187G	90.97	Inf	-Inf	2.71	3	Vertical	97	1.15	-
5210MHz	Pass	AV	5.426G	44.82	54.00	-9.18	3.03	3	Vertical	97	1.15	-
5210MHz	Pass	PK	5.148G	64.50	74.00	-9.50	2.66	3	Vertical	97	1.15	-
5210MHz	Pass	PK	5.184G	99.48	Inf	-Inf	2.71	3	Vertical	97	1.15	-
5210MHz	Pass	PK	5.389G	53.79	74.00	-20.21	2.97	3	Vertical	97	1.15	-
5210MHz	Pass	AV	5.149995G	51.71	54.00	-2.29	2.66	3	Horizontal	351	1.00	-
5210MHz	Pass	AV	5.192G	90.10	Inf	-Inf	2.72	3	Horizontal	351	1.00	-
5210MHz	Pass	AV	5.402G	44.89	54.00	-9.11	2.99	3	Horizontal	351	1.00	-
5210MHz	Pass	PK	5.143G	63.72	74.00	-10.28	2.66	3	Horizontal	351	1.00	-
5210MHz	Pass	PK	5.194G	97.43	Inf	-Inf	2.72	3	Horizontal	351	1.00	-
5210MHz	Pass	PK	5.364G	53.98	74.00	-20.02	2.94	3	Horizontal	351	1.00	-
5210MHz	Pass	AV	15.63306G	43.36	54.00	-10.64	13.05	3	Vertical	292	1.09	-
5210MHz	Pass	PK	15.61752G	53.87	74.00	-20.13	13.12	3	Vertical	292	1.09	-
5210MHz	Pass	AV	15.6255G	43.21	54.00	-10.79	13.08	3	Horizontal	115	2.12	-
5210MHz	Pass	PK	15.64356G	53.72	74.00	-20.28	13.00	3	Horizontal	115	2.12	-
5290MHz	Pass	AV	5.076G	45.74	54.00	-8.26	2.57	3	Vertical	97	1.01	-
5290MHz	Pass	AV	5.297G	91.32	Inf	-Inf	2.86	3	Vertical	97	1.01	-
5290MHz	Pass	AV	5.350005G	51.92	54.00	-2.08	2.93	3	Vertical	97	1.01	-
5290MHz	Pass	PK	5.057G	56.54	74.00	-17.46	2.54	3	Vertical	97	1.01	-
5290MHz	Pass	PK	5.263G	99.54	Inf	-Inf	2.81	3	Vertical	97	1.01	-
5290MHz	Pass	PK	5.363G	64.13	74.00	-9.87	2.94	3	Vertical	97	1.01	-
5290MHz	Pass	AV	5.053G	45.64	54.00	-8.36	2.54	3	Horizontal	77	1.25	-
5290MHz	Pass	AV	5.287G	89.96	Inf	-Inf	2.84	3	Horizontal	77	1.25	-
5290MHz	Pass	AV	5.350005G	51.46	54.00	-2.54	2.93	3	Horizontal	77	1.25	-

Mode	Result	Type	Freq (Hz)	Level (dBuV/m)	Limit (dBuV/m)	Margin (dB)	Factor (dB)	Dist (m)	Condition	Azimuth (°)	Height (m)	Comments
5290MHz	Pass	PK	5.119G	56.85	74.00	-17.15	2.62	3	Horizontal	77	1.25	-
5290MHz	Pass	PK	5.293G	98.49	Inf	-Inf	2.85	3	Horizontal	77	1.25	-
5290MHz	Pass	PK	5.357G	62.52	74.00	-11.48	2.93	3	Horizontal	77	1.25	-
5290MHz	Pass	AV	15.86898G	42.43	54.00	-11.57	12.01	3	Vertical	39	1.56	-
5290MHz	Pass	PK	15.85944G	54.11	74.00	-19.89	12.05	3	Vertical	39	1.56	-
5290MHz	Pass	AV	15.86022G	42.36	54.00	-11.64	12.05	3	Horizontal	239	1.63	-
5290MHz	Pass	PK	15.8607G	53.23	74.00	-20.77	12.04	3	Horizontal	239	1.63	-
5530MHz	Pass	AV	5.459995G	51.09	54.00	-2.91	3.07	3	Vertical	272	1.42	-
5530MHz	Pass	AV	5.507G	90.92	Inf	-Inf	3.13	3	Vertical	272	1.42	-
5530MHz	Pass	PK	5.307G	55.05	68.20	-13.15	2.86	3	Vertical	272	1.42	-
5530MHz	Pass	PK	5.469G	63.21	68.20	-4.99	3.08	3	Vertical	272	1.42	-
5530MHz	Pass	PK	5.537G	98.53	Inf	-Inf	3.19	3	Vertical	272	1.42	-
5530MHz	Pass	PK	5.743G	55.07	68.20	-13.13	3.57	3	Vertical	272	1.42	-
5530MHz	Pass	AV	5.459995G	51.29	54.00	-2.71	3.07	3	Horizontal	72	1.01	-
5530MHz	Pass	AV	5.512G	91.67	Inf	-Inf	3.14	3	Horizontal	72	1.01	-
5530MHz	Pass	PK	5.318G	54.12	68.20	-14.08	2.88	3	Horizontal	72	1.01	-
5530MHz	Pass	PK	5.465G	65.63	68.20	-2.57	3.08	3	Horizontal	72	1.01	-
5530MHz	Pass	PK	5.513G	99.93	Inf	-Inf	3.14	3	Horizontal	72	1.01	-
5530MHz	Pass	PK	5.734G	54.60	68.20	-13.60	3.55	3	Horizontal	72	1.01	-
5530MHz	Pass	AV	11.05616G	43.49	54.00	-10.51	13.70	3	Vertical	355	1.42	-
5530MHz	Pass	PK	11.05748G	54.06	74.00	-19.94	13.70	3	Vertical	355	1.42	-
5530MHz	Pass	AV	11.05814G	43.91	54.00	-10.09	13.70	3	Horizontal	31	1.75	-
5530MHz	Pass	PK	11.0531G	53.88	74.00	-20.12	13.71	3	Horizontal	31	1.75	-
5610MHz	Pass	AV	5.458G	47.37	54.00	-6.63	3.06	3	Vertical	272	1.41	-
5610MHz	Pass	AV	5.607G	94.04	Inf	-Inf	3.32	3	Vertical	272	1.41	-
5610MHz	Pass	PK	5.453G	57.64	74.00	-16.36	3.06	3	Vertical	272	1.41	-
5610MHz	Pass	PK	5.468G	55.93	68.20	-12.27	3.08	3	Vertical	272	1.41	-
5610MHz	Pass	PK	5.583G	103.23	Inf	-Inf	3.27	3	Vertical	272	1.41	-
5610MHz	Pass	PK	5.726G	61.58	68.20	-6.62	3.54	3	Vertical	272	1.41	-
5610MHz	Pass	AV	5.458G	48.14	54.00	-5.86	3.06	3	Horizontal	75	1.14	-
5610MHz	Pass	AV	5.584G	94.06	Inf	-Inf	3.27	3	Horizontal	75	1.14	-
5610MHz	Pass	PK	5.459995G	57.39	74.00	-16.61	3.07	3	Horizontal	75	1.14	-
5610MHz	Pass	PK	5.467G	58.97	68.20	-9.23	3.08	3	Horizontal	75	1.14	-
5610MHz	Pass	PK	5.603G	102.54	Inf	-Inf	3.31	3	Horizontal	75	1.14	-
5610MHz	Pass	PK	5.726G	60.86	68.20	-7.34	3.54	3	Horizontal	75	1.14	-
5610MHz	Pass	AV	11.2344G	44.14	54.00	-9.86	13.56	3	Vertical	156	1.21	-
5610MHz	Pass	PK	11.23296G	55.43	74.00	-18.57	13.56	3	Vertical	156	1.21	-
5610MHz	Pass	AV	11.20956G	44.83	54.00	-9.17	13.58	3	Horizontal	61	1.21	-
5610MHz	Pass	PK	11.22042G	56.09	74.00	-17.91	13.57	3	Horizontal	61	1.21	-
5690MHz Straddle 5.47-5.725GHz	Pass	AV	5.4596G	45.25	54.00	-8.75	3.07	3	Vertical	286	1.20	-
5690MHz Straddle 5.47-5.725GHz	Pass	AV	5.672G	92.25	Inf	-Inf	3.44	3	Vertical	286	1.20	-
5690MHz Straddle 5.47-5.725GHz	Pass	PK	5.414G	54.66	74.00	-19.34	3.01	3	Vertical	286	1.20	-
5690MHz Straddle 5.47-5.725GHz	Pass	PK	5.462G	54.65	68.20	-13.55	3.07	3	Vertical	286	1.20	-
5690MHz Straddle 5.47-5.725GHz	Pass	PK	5.6948G	100.01	Inf	-Inf	3.48	3	Vertical	286	1.20	-
5690MHz Straddle 5.47-5.725GHz	Pass	PK	5.8568G	58.38	68.20	-9.82	3.78	3	Vertical	286	1.20	-
5690MHz Straddle 5.47-5.725GHz	Pass	AV	5.4428G	44.61	54.00	-9.39	3.05	3	Horizontal	87	1.29	-
5690MHz Straddle 5.47-5.725GHz	Pass	AV	5.6948G	92.65	Inf	-Inf	3.48	3	Horizontal	87	1.29	-
5690MHz Straddle 5.47-5.725GHz	Pass	PK	5.3948G	55.05	74.00	-18.95	2.99	3	Horizontal	87	1.29	-
5690MHz Straddle 5.47-5.725GHz	Pass	PK	5.4608G	53.89	68.20	-14.31	3.07	3	Horizontal	87	1.29	-

Mode	Result	Type	Freq (Hz)	Level (dBuV/m)	Limit (dBuV/m)	Margin (dB)	Factor (dB)	Dist (m)	Condition	Azimuth (°)	Height (m)	Comments
5690MHz Straddle 5.47-5.725GHz	Pass	PK	5.7032G	102.39	Inf	-Inf	3.49	3	Horizontal	87	1.29	-
5690MHz Straddle 5.47-5.725GHz	Pass	PK	5.87G	57.37	68.20	-10.83	3.80	3	Horizontal	87	1.29	-
5690MHz Straddle 5.47-5.725GHz	Pass	AV	11.39482G	43.95	54.00	-10.05	13.43	3	Vertical	83	1.71	-
5690MHz Straddle 5.47-5.725GHz	Pass	PK	11.36632G	53.81	74.00	-20.19	13.45	3	Vertical	83	1.71	-
5690MHz Straddle 5.47-5.725GHz	Pass	AV	11.3938G	43.55	54.00	-10.45	13.43	3	Horizontal	328	1.93	-
5690MHz Straddle 5.47-5.725GHz	Pass	PK	11.3884G	55.76	74.00	-18.24	13.44	3	Horizontal	328	1.93	-
5775MHz	Pass	AV	5.7798G	93.38	Inf	-Inf	3.63	3	Vertical	271	2.79	-
5775MHz	Pass	PK	5.6526G	64.12	70.12	-6.00	3.40	3	Vertical	271	2.79	-
5775MHz	Pass	PK	5.781G	101.06	Inf	-Inf	3.64	3	Vertical	271	2.79	-
5775MHz	Pass	PK	5.925G	60.49	68.20	-7.71	3.90	3	Vertical	271	2.79	-
5775MHz	Pass	AV	5.7546G	94.66	Inf	-Inf	3.59	3	Horizontal	339	1.02	-
5775MHz	Pass	PK	5.6478G	66.44	68.20	-1.76	3.39	3	Horizontal	339	1.02	-
5775MHz	Pass	PK	5.7486G	103.87	Inf	-Inf	3.58	3	Horizontal	339	1.02	-
5775MHz	Pass	PK	5.9274G	61.37	68.20	-6.83	3.91	3	Horizontal	339	1.02	-
5775MHz	Pass	AV	11.54034G	43.82	54.00	-10.18	13.30	3	Vertical	162	2.31	-
5775MHz	Pass	PK	11.5551G	54.52	74.00	-19.48	13.28	3	Vertical	162	2.31	-
5775MHz	Pass	AV	11.54994G	44.26	54.00	-9.74	13.29	3	Horizontal	128	1.61	-
5775MHz	Pass	PK	11.53524G	53.56	74.00	-20.44	13.30	3	Horizontal	128	1.61	-

802.11a_Nss1,(6Mbps)_1TX

5180MHz_TX

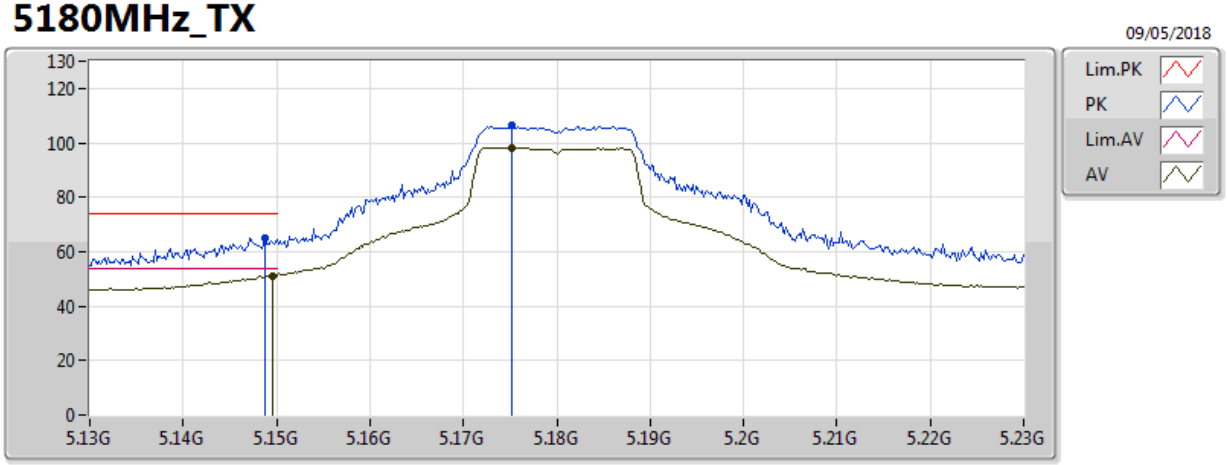

Type	Freq	Level	Limit	Margin	Factor	Dist	Condition	Azimuth	Height	Comments
	(Hz)	(dBuV/m)	(dBuV/m)	(dB)	(dB)	(m)		(°)	(m)	
AV	5.1496G	51.23	54.00	-2.77	3.75	3	Vertical	99	1.08	-
AV	5.1752G	98.12	Inf	-Inf	3.79	3	Vertical	99	1.08	-
PK	5.1488G	65.19	74.00	-8.81	3.75	3	Vertical	99	1.08	-
PK	5.1752G	106.45	Inf	-Inf	3.79	3	Vertical	99	1.08	-

802.11a_Nss1,(6Mbps)_1TX

5180MHz_TX

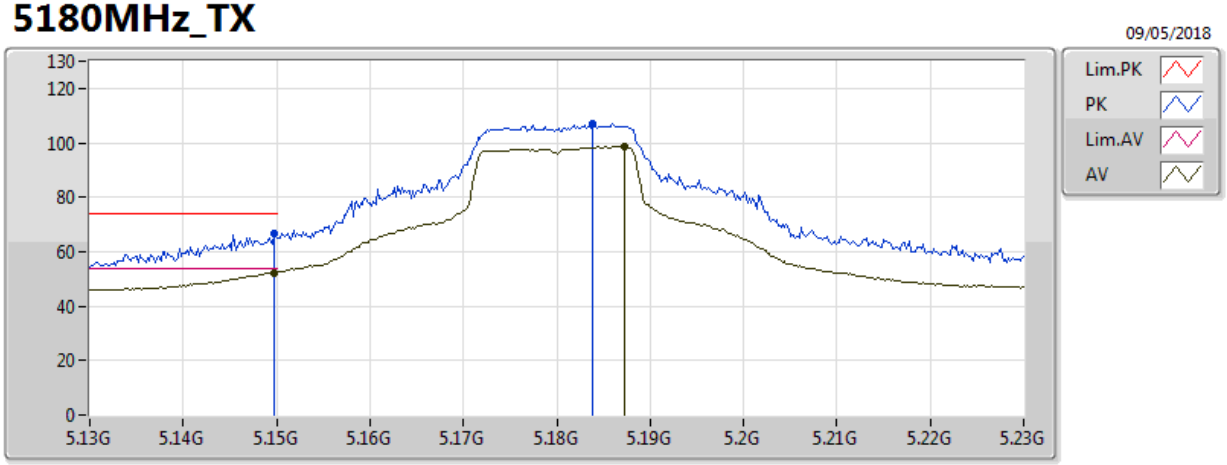

Type	Freq	Level	Limit	Margin	Factor	Dist	Condition	Azimuth	Height	Comments
	(Hz)	(dBuV/m)	(dBuV/m)	(dB)	(dB)	(m)		(°)	(m)	
AV	5.1498G	52.35	54.00	-1.65	3.75	3	Horizontal	14	2.01	-
AV	5.1872G	98.42	Inf	-Inf	3.81	3	Horizontal	14	2.01	-
PK	5.1498G	66.78	74.00	-7.22	3.75	3	Horizontal	14	2.01	-
PK	5.1838G	107.19	Inf	-Inf	3.80	3	Horizontal	14	2.01	-

802.11a_Nss1,(6Mbps)_1TX

5180MHz_TX

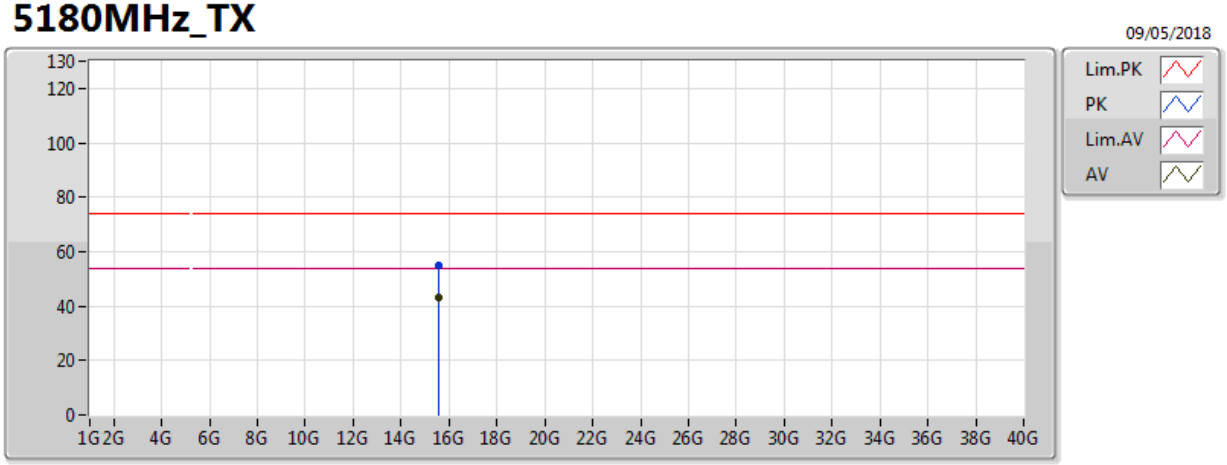

Type	Freq	Level	Limit	Margin	Factor	Dist	Condition	Azimuth	Height	Comments
	(Hz)	(dBuV/m)	(dBuV/m)	(dB)	(dB)	(m)		(°)	(m)	
AV	15.5403G	43.14	54.00	-10.86	13.46	3	Vertical	332	1.71	-
PK	15.55338G	54.78	74.00	-19.22	13.40	3	Vertical	332	1.71	-

802.11a_Nss1,(6Mbps)_1TX

5180MHz_TX

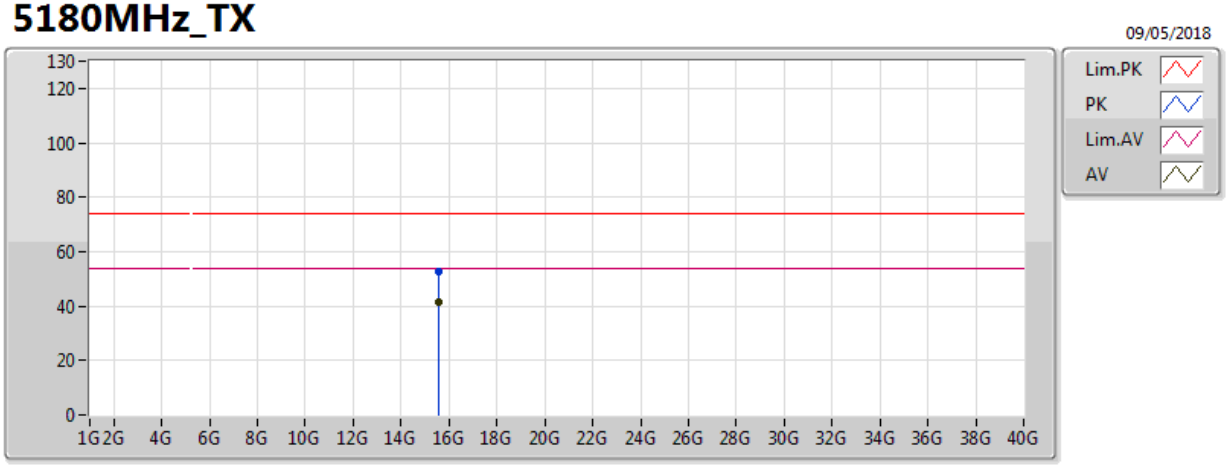

Type	Freq	Level	Limit	Margin	Factor	Dist	Condition	Azimuth	Height	Comments
	(Hz)	(dBuV/m)	(dBuV/m)	(dB)	(dB)	(m)		(°)	(m)	
AV	15.53958G	41.38	54.00	-12.62	13.46	3	Horizontal	335	1.68	-
PK	15.54024G	52.75	74.00	-21.25	13.46	3	Horizontal	335	1.68	-

802.11a_Nss1,(6Mbps)_1TX

5200MHz_TX

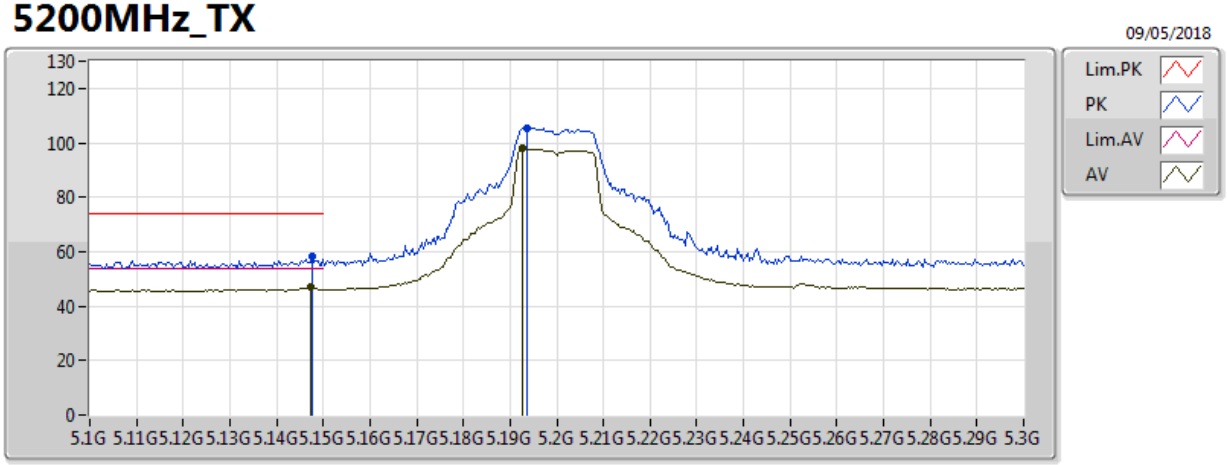

Type	Freq	Level	Limit	Margin	Factor	Dist	Condition	Azimuth	Height	Comments
	(Hz)	(dBuV/m)	(dBuV/m)	(dB)	(dB)	(m)		(°)	(m)	
AV	5.1472G	47.31	54.00	-6.69	3.75	3	Vertical	305	1.13	-
AV	5.1928G	98.00	Inf	-Inf	3.82	3	Vertical	305	1.13	-
PK	5.1476G	58.31	74.00	-15.69	3.75	3	Vertical	305	1.13	-
PK	5.1936G	105.59	Inf	-Inf	3.82	3	Vertical	305	1.13	-

802.11a_Nss1,(6Mbps)_1TX

5200MHz_TX

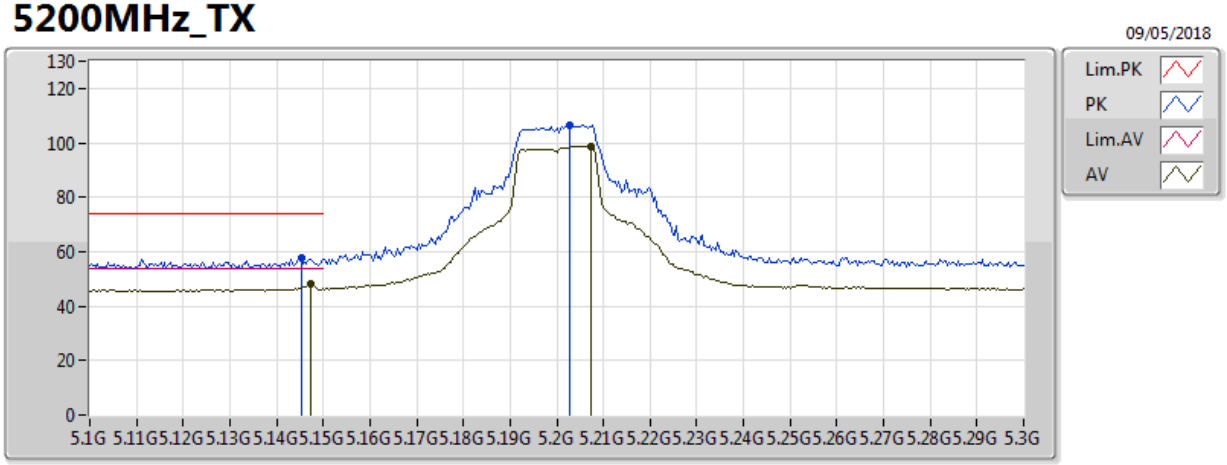

Type	Freq	Level	Limit	Margin	Factor	Dist	Condition	Azimuth	Height	Comments
	(Hz)	(dBuV/m)	(dBuV/m)	(dB)	(dB)	(m)		(°)	(m)	
AV	5.1472G	47.97	54.00	-6.03	3.75	3	Horizontal	85	2.20	-
AV	5.2072G	98.58	Inf	-Inf	3.84	3	Horizontal	85	2.20	-
PK	5.1452G	57.68	74.00	-16.32	3.74	3	Horizontal	85	2.20	-
PK	5.2028G	106.65	Inf	-Inf	3.83	3	Horizontal	85	2.20	-

802.11a_Nss1,(6Mbps)_1TX

5200MHz_TX

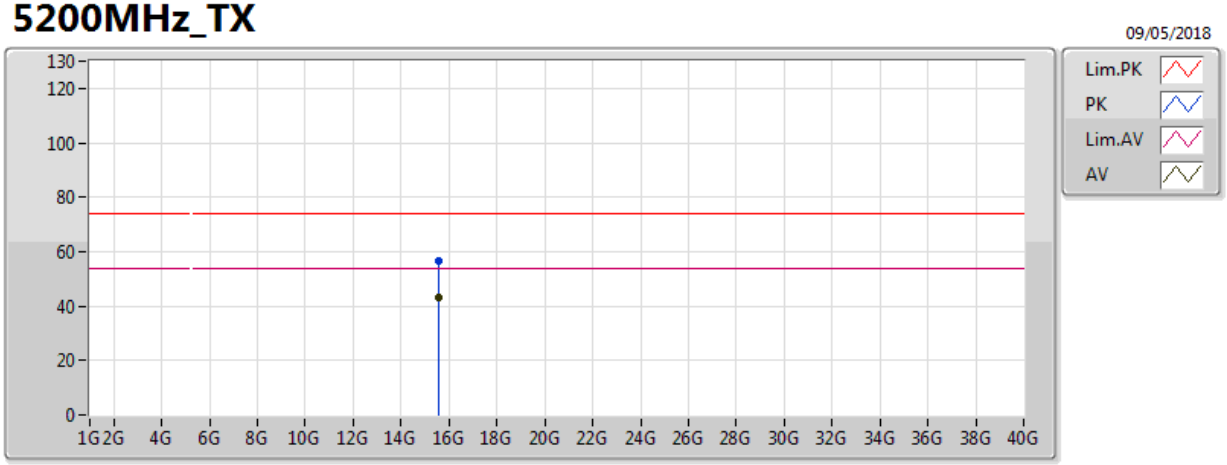

Type	Freq	Level	Limit	Margin	Factor	Dist	Condition	Azimuth	Height	Comments
	(Hz)	(dBuV/m)	(dBuV/m)	(dB)	(dB)	(m)		(°)	(m)	
AV	15.59748G	43.14	54.00	-10.86	13.21	3	Vertical	338	1.70	-
PK	15.58854G	56.37	74.00	-17.63	13.24	3	Vertical	338	1.70	-

802.11a_Nss1,(6Mbps)_1TX

5200MHz_TX

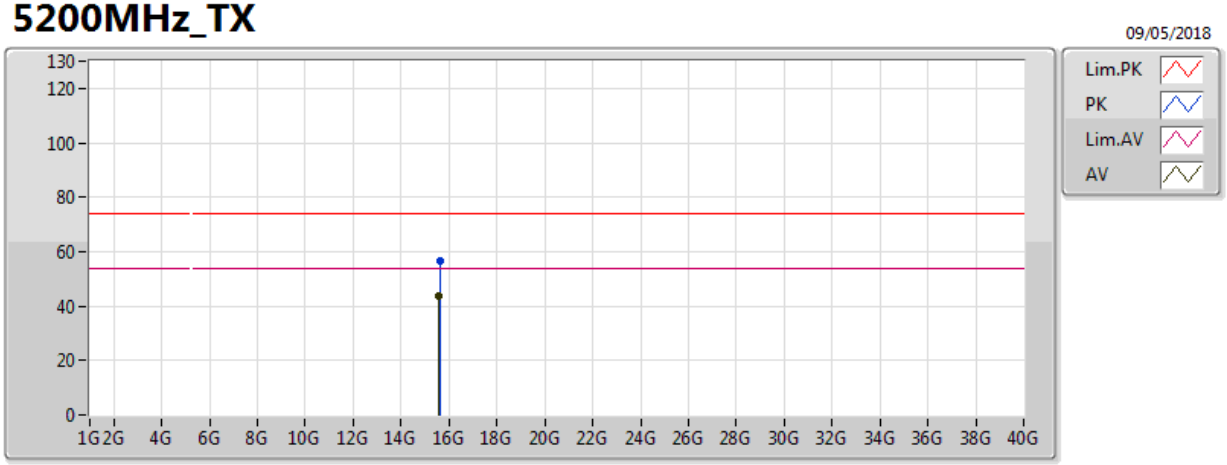

Type	Freq	Level	Limit	Margin	Factor	Dist	Condition	Azimuth	Height	Comments
	(Hz)	(dBuV/m)	(dBuV/m)	(dB)	(dB)	(m)		(°)	(m)	
AV	15.59796G	43.53	54.00	-10.47	13.20	3	Horizontal	297	1.95	-
PK	15.6081G	56.83	74.00	-17.17	13.16	3	Horizontal	297	1.95	-

802.11a_Nss1,(6Mbps)_1TX

5240MHz_TX

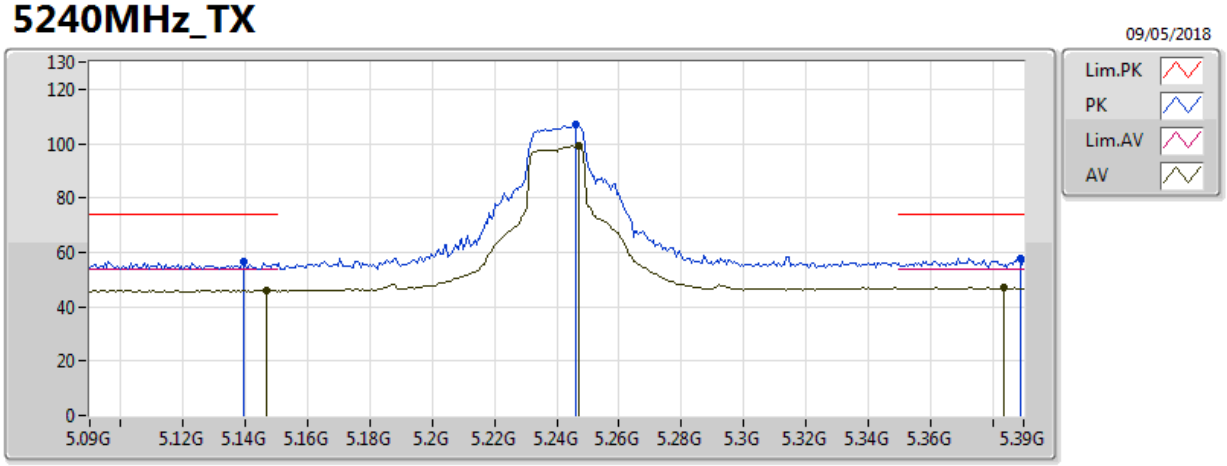

Type	Freq	Level	Limit	Margin	Factor	Dist	Condition	Azimuth	Height	Comments
	(Hz)	(dBuV/m)	(dBuV/m)	(dB)	(dB)	(m)		(°)	(m)	
AV	5.147G	46.03	54.00	-7.97	3.75	3	Vertical	91	1.05	-
AV	5.2472G	98.98	Inf	-Inf	3.91	3	Vertical	91	1.05	-
AV	5.3834G	47.05	54.00	-6.95	4.13	3	Vertical	91	1.05	-
PK	5.1392G	56.56	74.00	-17.44	3.74	3	Vertical	91	1.05	-
PK	5.246G	106.82	Inf	-Inf	3.91	3	Vertical	91	1.05	-
PK	5.3888G	57.82	74.00	-16.18	4.15	3	Vertical	91	1.05	-

802.11a_Nss1,(6Mbps)_1TX

5240MHz_TX

09/05/2018

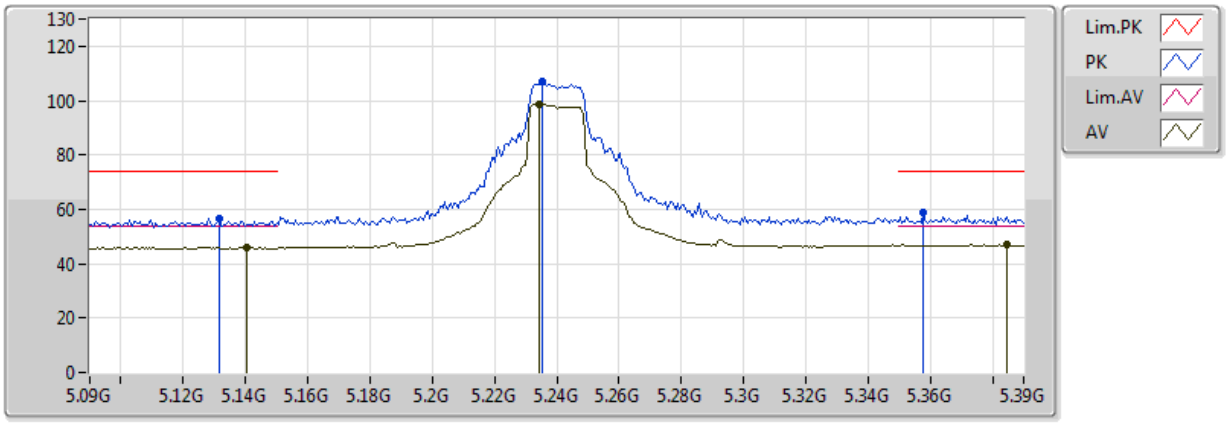

Type	Freq	Level	Limit	Margin	Factor	Dist	Condition	Azimuth	Height	Comments
	(Hz)	(dBuV/m)	(dBuV/m)	(dB)	(dB)	(m)		(°)	(m)	
AV	5.1404G	45.99	54.00	-8.01	3.74	3	Horizontal	13	2.18	-
AV	5.2346G	98.86	Inf	-Inf	3.89	3	Horizontal	13	2.18	-
AV	5.3846G	47.05	54.00	-6.95	4.13	3	Horizontal	13	2.18	-
PK	5.1314G	56.44	74.00	-17.56	3.72	3	Horizontal	13	2.18	-
PK	5.2352G	106.84	Inf	-Inf	3.89	3	Horizontal	13	2.18	-
PK	5.3576G	58.67	74.00	-15.33	4.09	3	Horizontal	13	2.18	-

802.11a_Nss1,(6Mbps)_1TX

5240MHz_TX

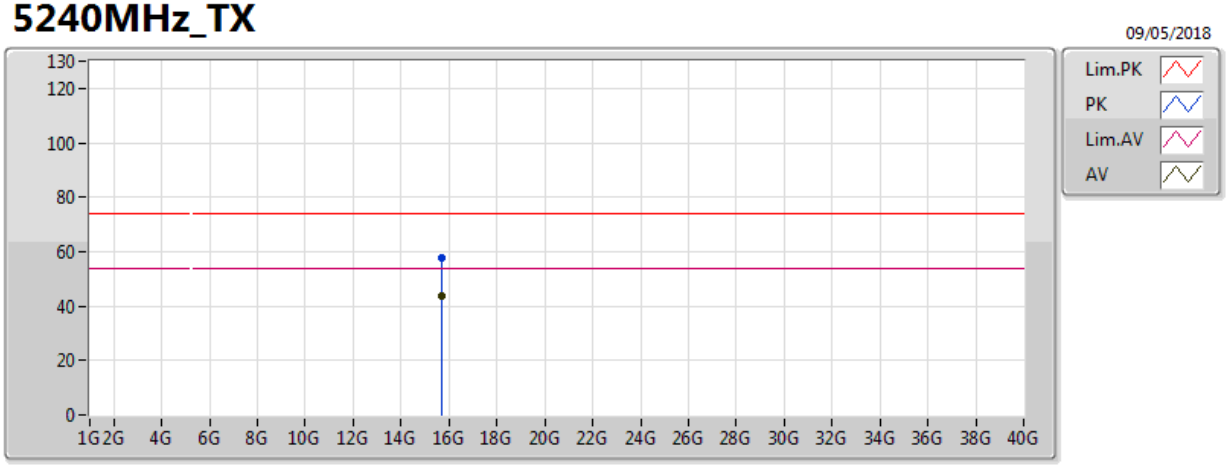

Type	Freq	Level	Limit	Margin	Factor	Dist	Condition	Azimuth	Height	Comments
	(Hz)	(dBuV/m)	(dBuV/m)	(dB)	(dB)	(m)		(°)	(m)	
AV	15.71622G	43.83	54.00	-10.17	12.68	3	Vertical	327	1.69	-
PK	15.71904G	57.55	74.00	-16.45	12.67	3	Vertical	327	1.69	-

802.11a_Nss1,(6Mbps)_1TX

5240MHz_TX

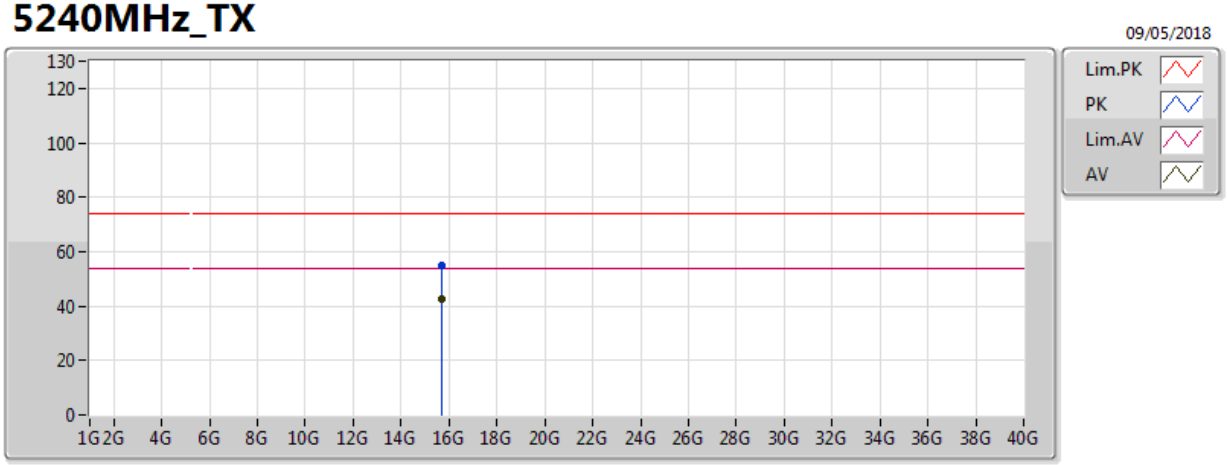

Type	Freq	Level	Limit	Margin	Factor	Dist	Condition	Azimuth	Height	Comments
	(Hz)	(dBuV/m)	(dBuV/m)	(dB)	(dB)	(m)		(°)	(m)	
AV	15.71562G	42.32	54.00	-11.68	12.68	3	Horizontal	336	1.72	-
PK	15.7254G	54.88	74.00	-19.12	12.64	3	Horizontal	336	1.72	-

802.11a_Nss1,(6Mbps)_1TX

5260MHz_TX

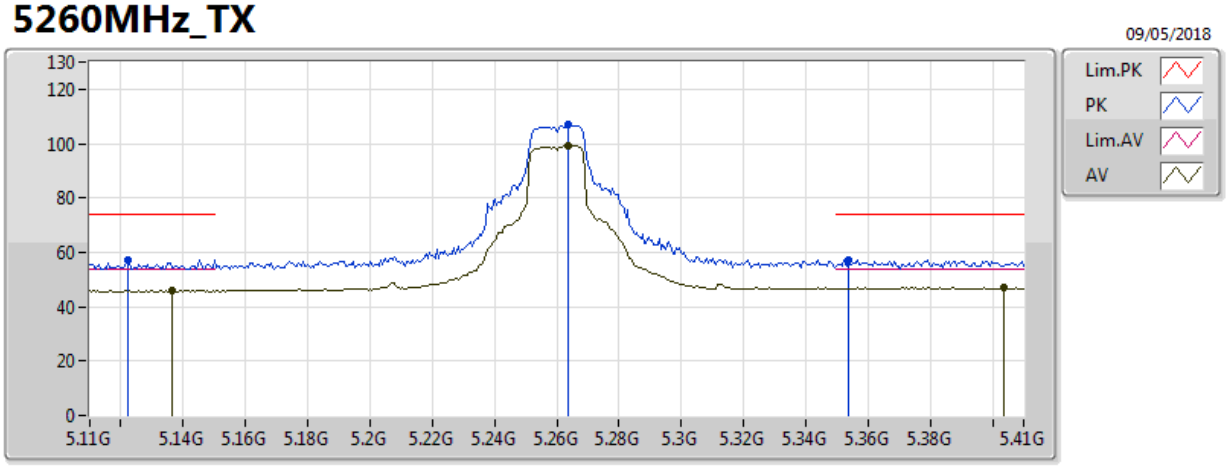

Type	Freq	Level	Limit	Margin	Factor	Dist	Condition	Azimuth	Height	Comments
	(Hz)	(dBuV/m)	(dBuV/m)	(dB)	(dB)	(m)		(°)	(m)	
AV	5.1364G	45.95	54.00	-8.05	3.72	3	Vertical	94	1.03	-
AV	5.2636G	99.17	Inf	-Inf	3.94	3	Vertical	94	1.03	-
AV	5.4034G	47.02	54.00	-6.98	4.16	3	Vertical	94	1.03	-
PK	5.122G	57.38	74.00	-16.62	3.71	3	Vertical	94	1.03	-
PK	5.2636G	106.75	Inf	-Inf	3.94	3	Vertical	94	1.03	-
PK	5.3536G	57.25	74.00	-16.75	4.08	3	Vertical	94	1.03	-

802.11a_Nss1,(6Mbps)_1TX

5260MHz_TX

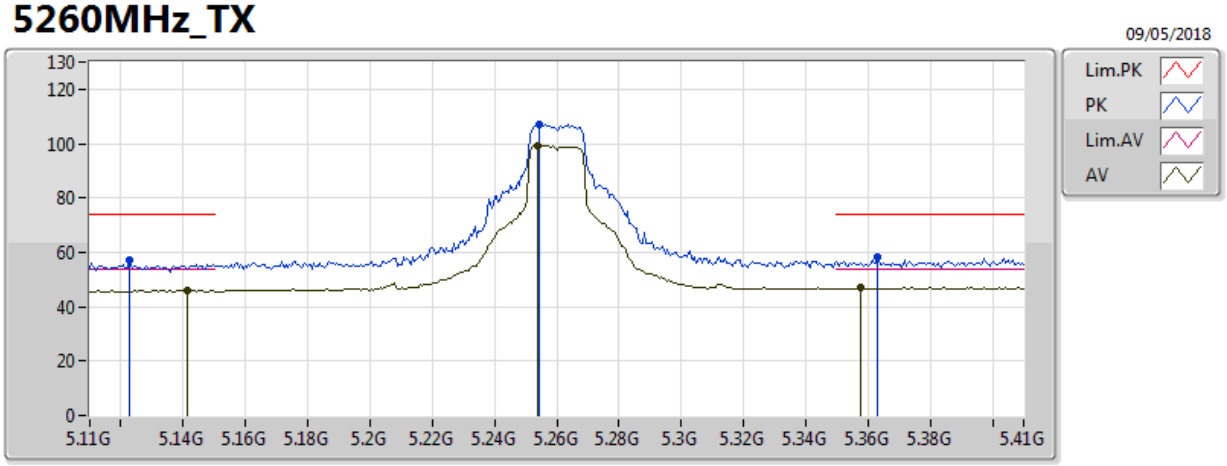

Type	Freq	Level	Limit	Margin	Factor	Dist	Condition	Azimuth	Height	Comments
	(Hz)	(dBuV/m)	(dBuV/m)	(dB)	(dB)	(m)		(°)	(m)	
AV	5.1412G	45.99	54.00	-8.01	3.74	3	Horizontal	8	2.08	-
AV	5.254G	99.31	Inf	-Inf	3.92	3	Horizontal	8	2.08	-
AV	5.3578G	47.10	54.00	-6.90	4.09	3	Horizontal	8	2.08	-
PK	5.1226G	57.43	74.00	-16.57	3.71	3	Horizontal	8	2.08	-
PK	5.2546G	107.22	Inf	-Inf	3.92	3	Horizontal	8	2.08	-
PK	5.3632G	58.03	74.00	-15.97	4.11	3	Horizontal	8	2.08	-

802.11a_Nss1,(6Mbps)_1TX

5260MHz_TX

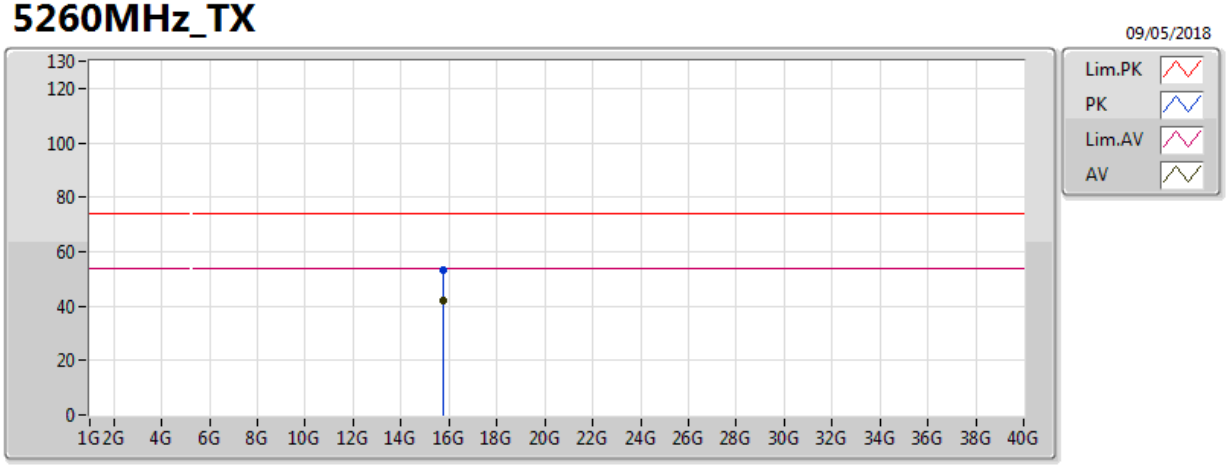

Type	Freq	Level	Limit	Margin	Factor	Dist	Condition	Azimuth	Height	Comments
	(Hz)	(dBuV/m)	(dBuV/m)	(dB)	(dB)	(m)		(°)	(m)	
AV	15.78222G	42.15	54.00	-11.85	12.39	3	Vertical	339	1.69	-
PK	15.77004G	53.03	74.00	-20.97	12.44	3	Vertical	339	1.69	-

802.11a_Nss1,(6Mbps)_1TX

5260MHz_TX

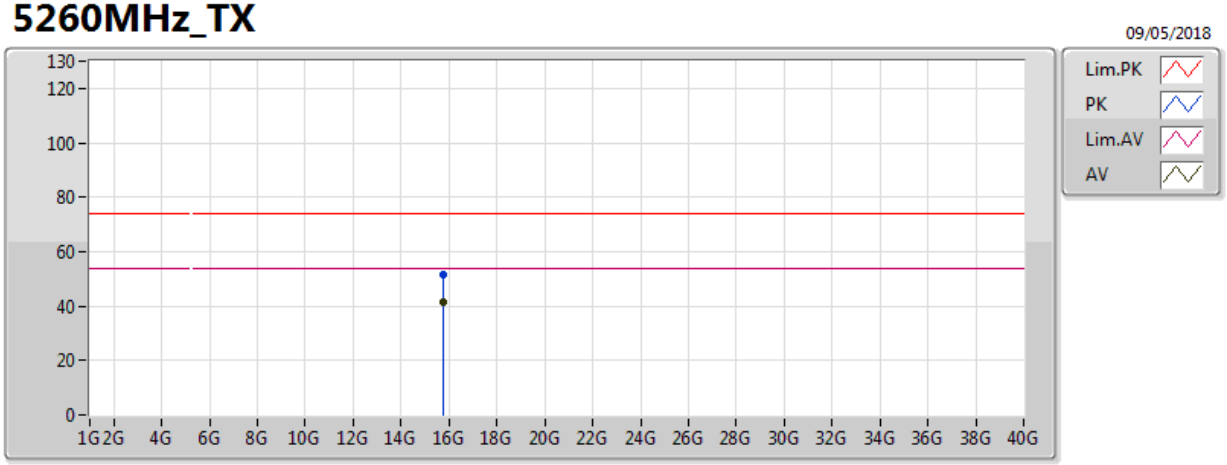

Type	Freq	Level	Limit	Margin	Factor	Dist	Condition	Azimuth	Height	Comments
	(Hz)	(dBuV/m)	(dBuV/m)	(dB)	(dB)	(m)		(°)	(m)	
AV	15.77244G	41.30	54.00	-12.70	12.43	3	Horizontal	346	1.51	-
PK	15.7821G	51.79	74.00	-22.21	12.39	3	Horizontal	346	1.51	-

802.11a_Nss1,(6Mbps)_1TX

5300MHz_TX

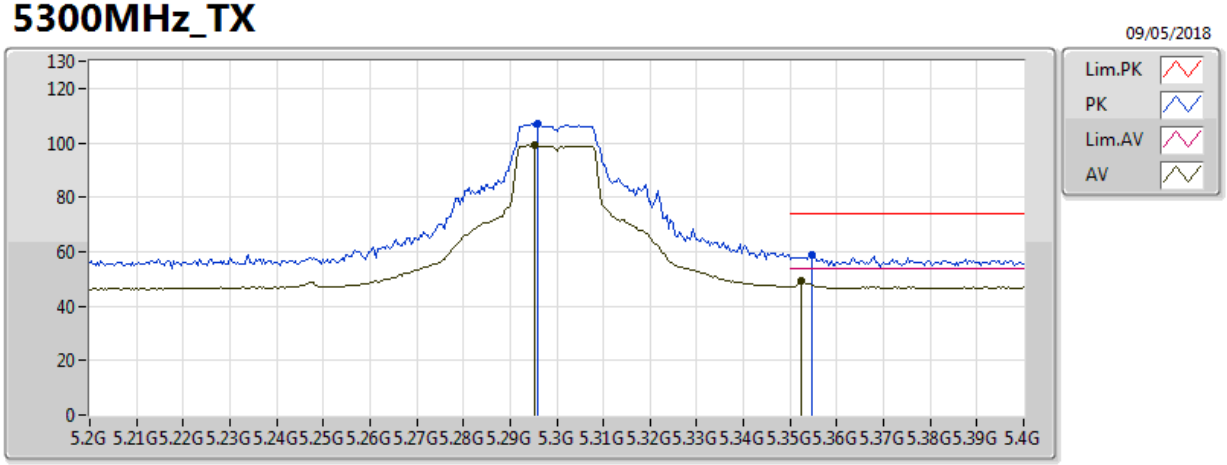

Type	Freq	Level	Limit	Margin	Factor	Dist	Condition	Azimuth	Height	Comments
	(Hz)	(dBuV/m)	(dBuV/m)	(dB)	(dB)	(m)		(°)	(m)	
AV	5.2952G	99.05	Inf	-Inf	3.99	3	Vertical	98	1.02	-
AV	5.3524G	49.21	54.00	-4.79	4.08	3	Vertical	98	1.02	-
PK	5.296G	107.19	Inf	-Inf	3.99	3	Vertical	98	1.02	-
PK	5.3548G	58.88	74.00	-15.12	4.09	3	Vertical	98	1.02	-

802.11a_Nss1,(6Mbps)_1TX

5300MHz_TX

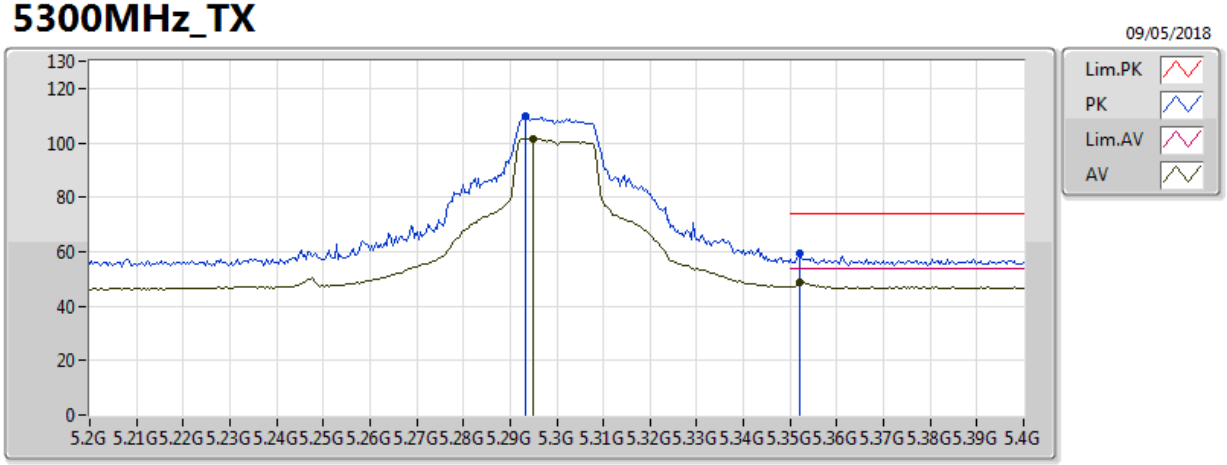

Type	Freq	Level	Limit	Margin	Factor	Dist	Condition	Azimuth	Height	Comments
	(Hz)	(dBuV/m)	(dBuV/m)	(dB)	(dB)	(m)		(°)	(m)	
AV	5.2948G	101.36	Inf	-Inf	3.99	3	Horizontal	324	3.04	-
AV	5.352G	48.76	54.00	-5.24	4.08	3	Horizontal	324	3.04	-
PK	5.2932G	109.56	Inf	-Inf	3.99	3	Horizontal	324	3.04	-
PK	5.352G	59.17	74.00	-14.83	4.08	3	Horizontal	324	3.04	-

802.11a_Nss1,(6Mbps)_1TX

5300MHz_TX

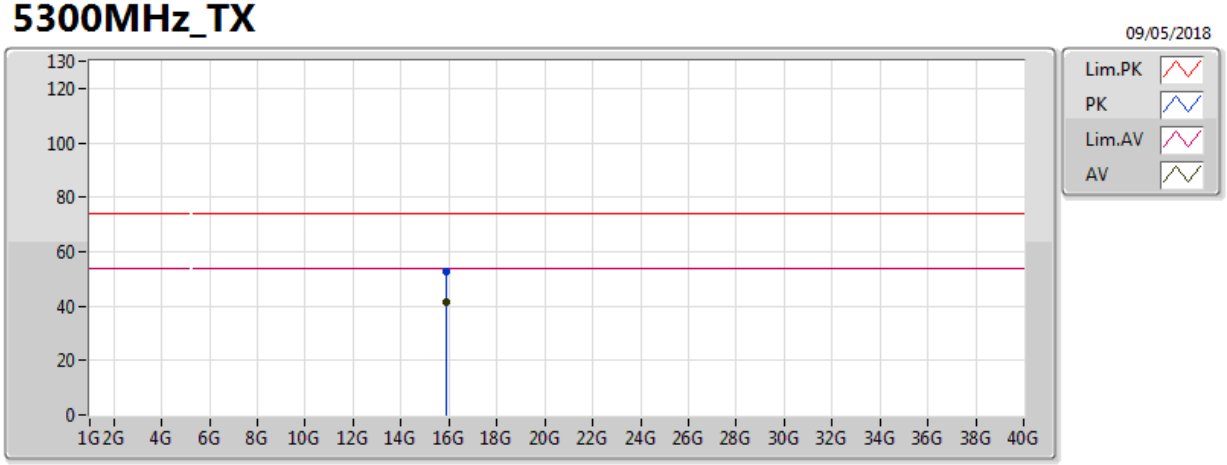

Type	Freq	Level	Limit	Margin	Factor	Dist	Condition	Azimuth	Height	Comments
	(Hz)	(dBuV/m)	(dBuV/m)	(dB)	(dB)	(m)		(°)	(m)	
AV	15.89604G	41.58	54.00	-12.42	11.89	3	Vertical	333	1.66	-
PK	15.89274G	52.41	74.00	-21.59	11.90	3	Vertical	333	1.66	-

802.11a_Nss1,(6Mbps)_1TX

5300MHz_TX

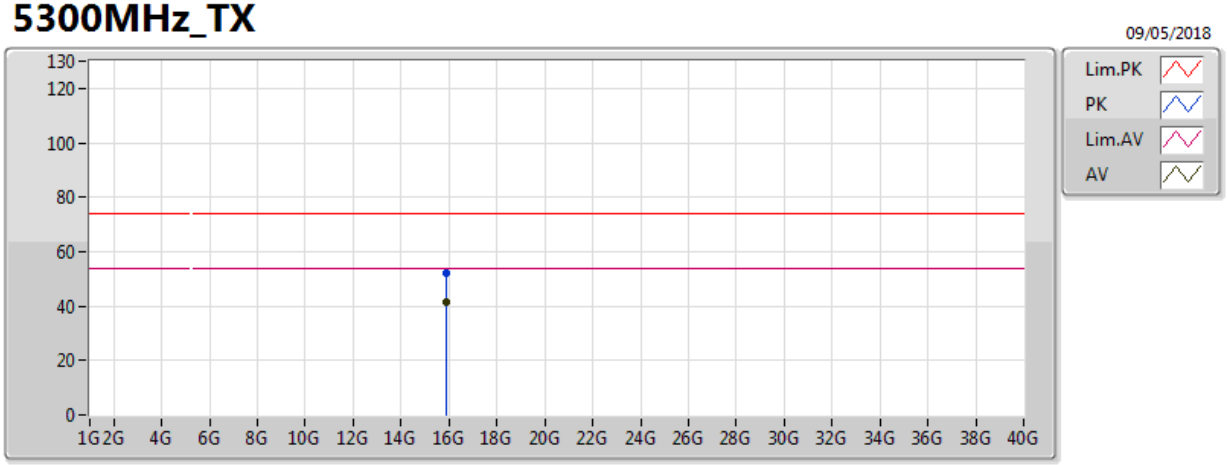

Type	Freq	Level	Limit	Margin	Factor	Dist	Condition	Azimuth	Height	Comments
	(Hz)	(dBuV/m)	(dBuV/m)	(dB)	(dB)	(m)		(°)	(m)	
AV	15.89958G	41.38	54.00	-12.62	11.87	3	Horizontal	2	1.88	-
PK	15.90216G	51.94	74.00	-22.06	11.86	3	Horizontal	2	1.88	-

802.11a_Nss1,(6Mbps)_1TX

5320MHz_TX

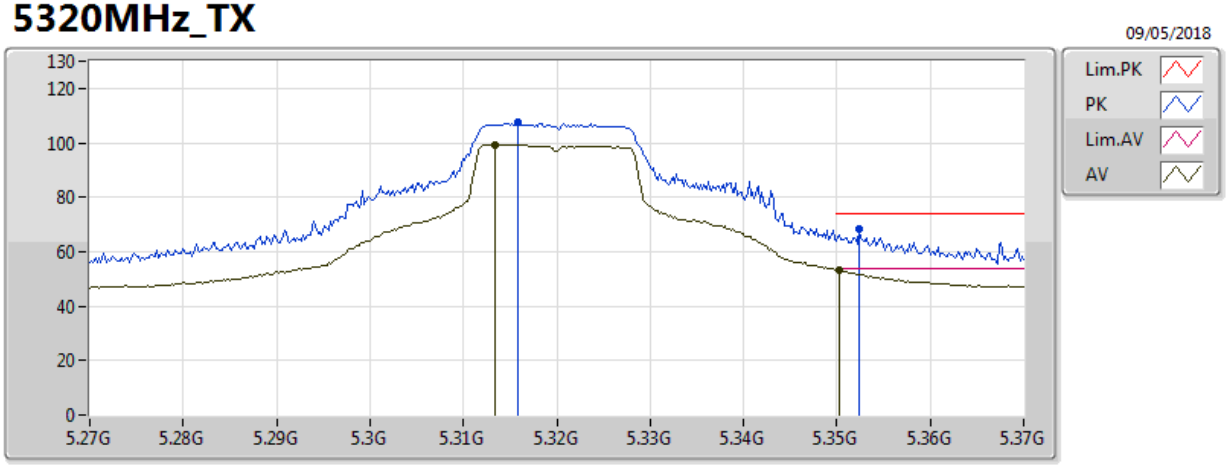

Type	Freq	Level	Limit	Margin	Factor	Dist	Condition	Azimuth	Height	Comments
	(Hz)	(dBuV/m)	(dBuV/m)	(dB)	(dB)	(m)		(°)	(m)	
AV	5.3134G	99.27	Inf	-Inf	4.02	3	Vertical	95	1.08	-
AV	5.3502G	53.15	54.00	-0.85	4.08	3	Vertical	95	1.08	-
PK	5.3158G	107.54	Inf	-Inf	4.03	3	Vertical	95	1.08	-
PK	5.3524G	68.52	74.00	-5.48	4.08	3	Vertical	95	1.08	-

802.11a_Nss1,(6Mbps)_1TX

5320MHz_TX

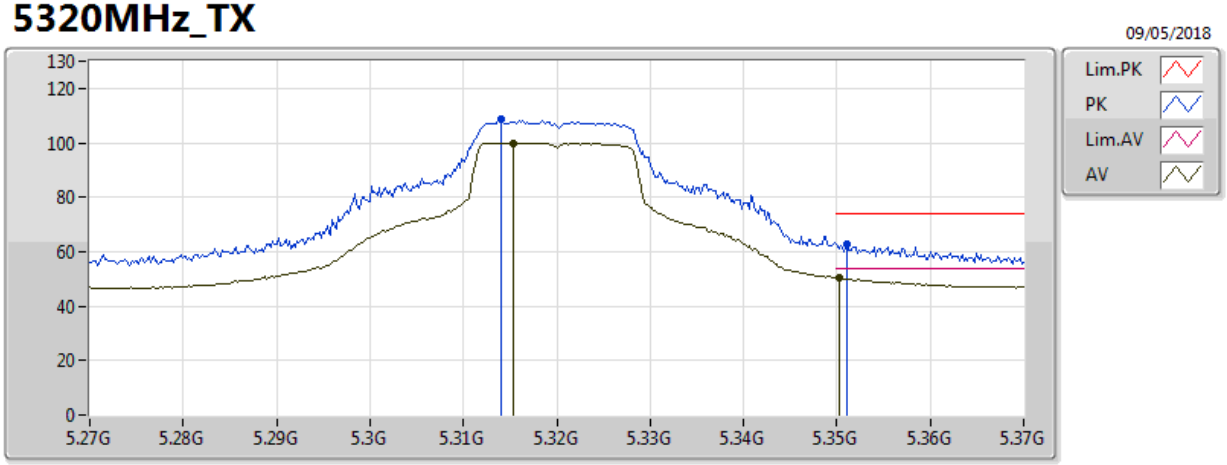

Type	Freq	Level	Limit	Margin	Factor	Dist	Condition	Azimuth	Height	Comments
	(Hz)	(dBuV/m)	(dBuV/m)	(dB)	(dB)	(m)		(°)	(m)	
AV	5.3154G	99.94	Inf	-Inf	4.02	3	Horizontal	314	1.03	-
AV	5.3502G	50.30	54.00	-3.70	4.08	3	Horizontal	314	1.03	-
PK	5.314G	108.76	Inf	-Inf	4.02	3	Horizontal	314	1.03	-
PK	5.351G	62.70	74.00	-11.30	4.08	3	Horizontal	314	1.03	-

802.11a_Nss1,(6Mbps)_1TX

5320MHz_TX

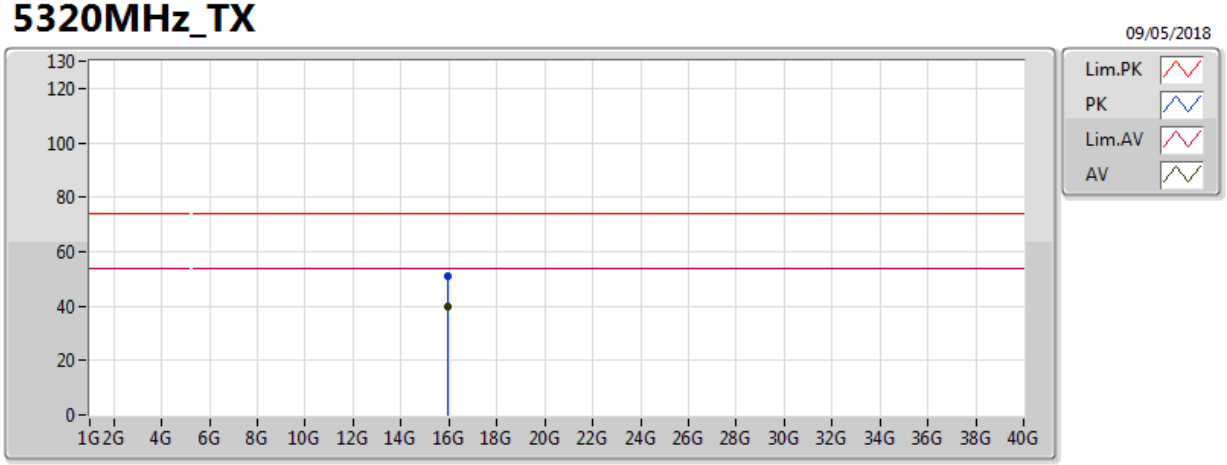

Type	Freq	Level	Limit	Margin	Factor	Dist	Condition	Azimuth	Height	Comments
	(Hz)	(dBuV/m)	(dBuV/m)	(dB)	(dB)	(m)		(°)	(m)	
AV	15.95976G	39.96	54.00	-14.04	11.61	3	Vertical	337	1.66	-
PK	15.95946G	51.07	74.00	-22.93	11.61	3	Vertical	337	1.66	-

802.11a_Nss1,(6Mbps)_1TX

5320MHz_TX

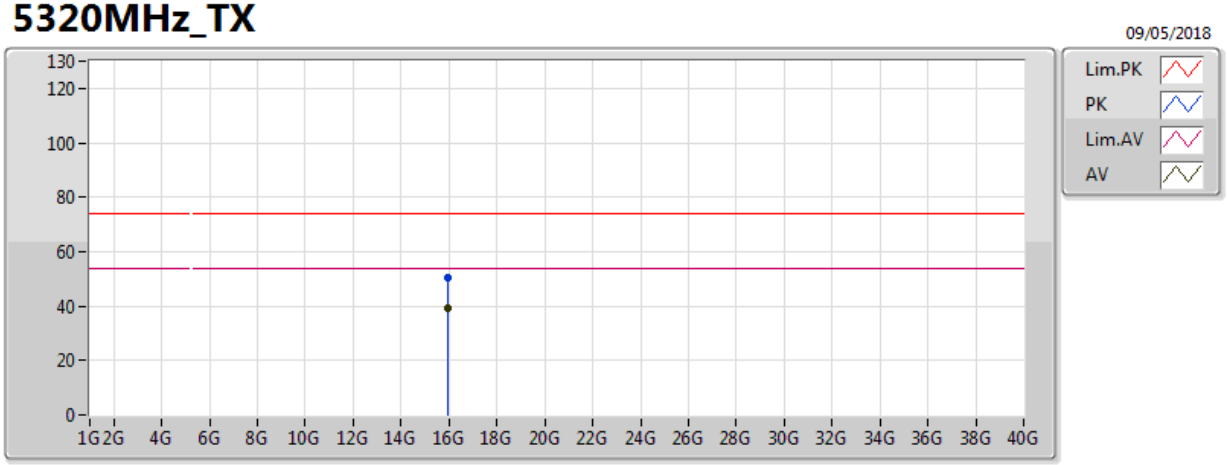

Type	Freq	Level	Limit	Margin	Factor	Dist	Condition	Azimuth	Height	Comments
	(Hz)	(dBuV/m)	(dBuV/m)	(dB)	(dB)	(m)		(°)	(m)	
AV	15.9687G	39.33	54.00	-14.67	11.57	3	Horizontal	279	1.82	-
PK	15.97122G	50.16	74.00	-23.84	11.56	3	Horizontal	279	1.82	-

802.11a_Nss1,(6Mbps)_1TX

5500MHz_TX

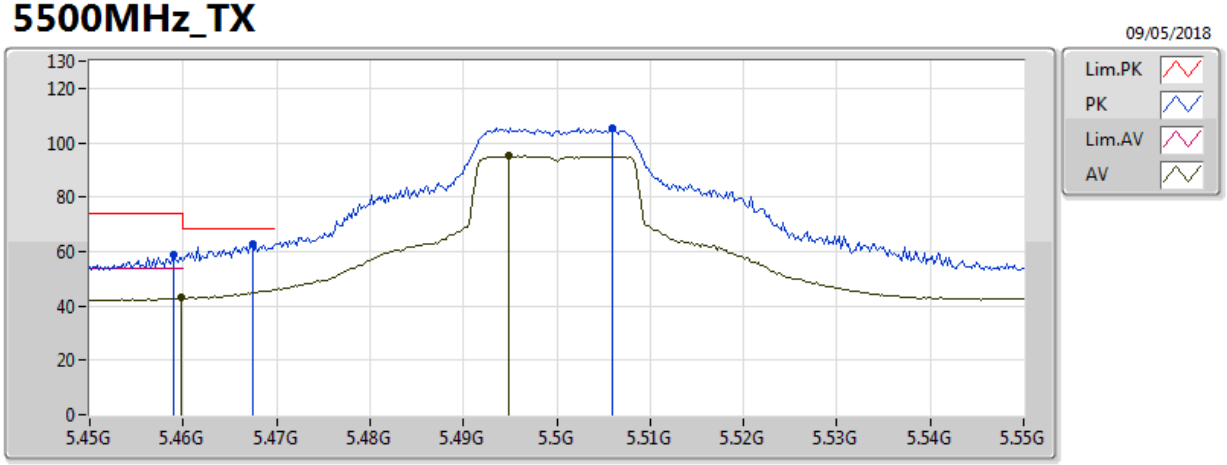

Type	Freq	Level	Limit	Margin	Factor	Dist	Condition	Azimuth	Height	Comments
	(Hz)	(dBuV/m)	(dBuV/m)	(dB)	(dB)	(m)		(°)	(m)	
AV	5.4598G	42.94	54.00	-11.06	3.07	3	Vertical	77	1.50	-
AV	5.4948G	95.03	Inf	-Inf	3.11	3	Vertical	77	1.50	-
PK	5.459G	58.70	74.00	-15.30	3.07	3	Vertical	77	1.50	-
PK	5.4674G	62.88	68.20	-5.32	3.08	3	Vertical	77	1.50	-
PK	5.506G	105.21	Inf	-Inf	3.13	3	Vertical	77	1.50	-

802.11a_Nss1,(6Mbps)_1TX

5500MHz_TX

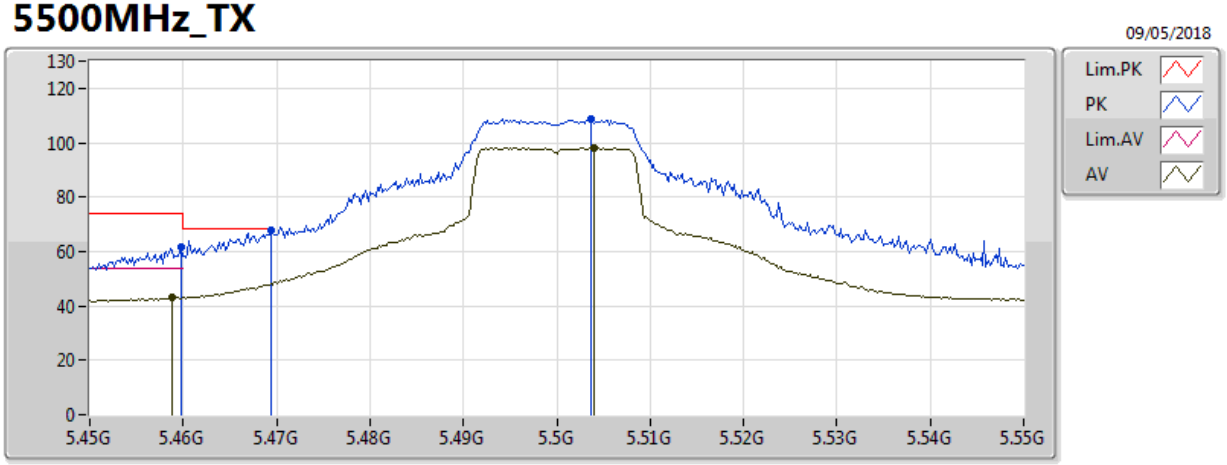

Type	Freq	Level	Limit	Margin	Factor	Dist	Condition	Azimuth	Height	Comments
	(Hz)	(dBuV/m)	(dBuV/m)	(dB)	(dB)	(m)		(°)	(m)	
AV	5.4588G	43.09	54.00	-10.91	3.07	3	Horizontal	304	1.00	-
AV	5.504G	98.18	Inf	-Inf	3.13	3	Horizontal	304	1.00	-
PK	5.4598G	61.81	74.00	-12.19	3.07	3	Horizontal	304	1.00	-
PK	5.4694G	67.70	68.20	-0.50	3.08	3	Horizontal	304	1.00	-
PK	5.5036G	108.80	Inf	-Inf	3.13	3	Horizontal	304	1.00	-

802.11a_Nss1,(6Mbps)_1TX

5500MHz_TX

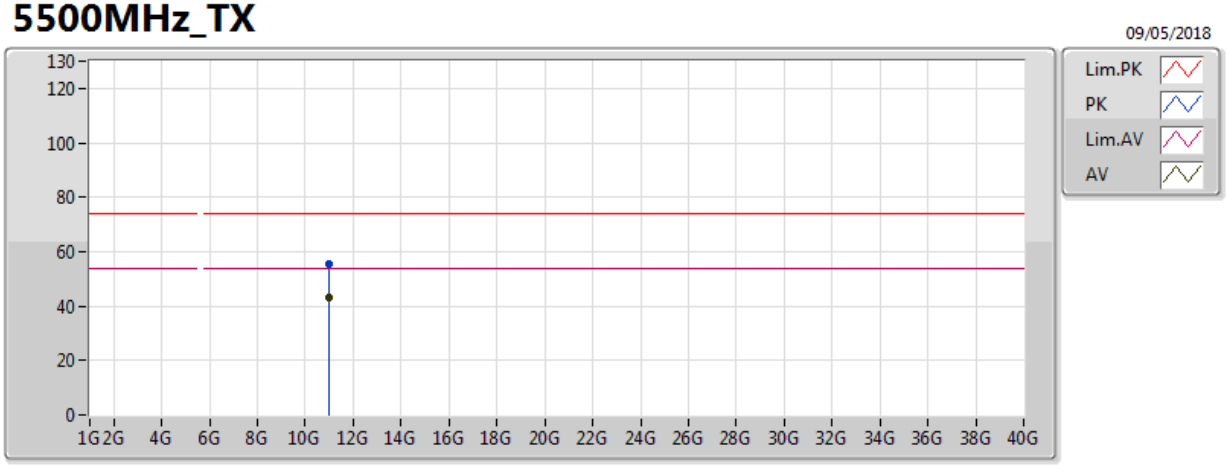

Type	Freq	Level	Limit	Margin	Factor	Dist	Condition	Azimuth	Height	Comments
	(Hz)	(dBuV/m)	(dBuV/m)	(dB)	(dB)	(m)		(°)	(m)	
AV	10.99988G	43.31	54.00	-10.69	13.75	3	Vertical	331	1.97	-
PK	10.9964G	55.54	74.00	-18.46	13.74	3	Vertical	331	1.97	-

802.11a_Nss1,(6Mbps)_1TX

5500MHz_TX

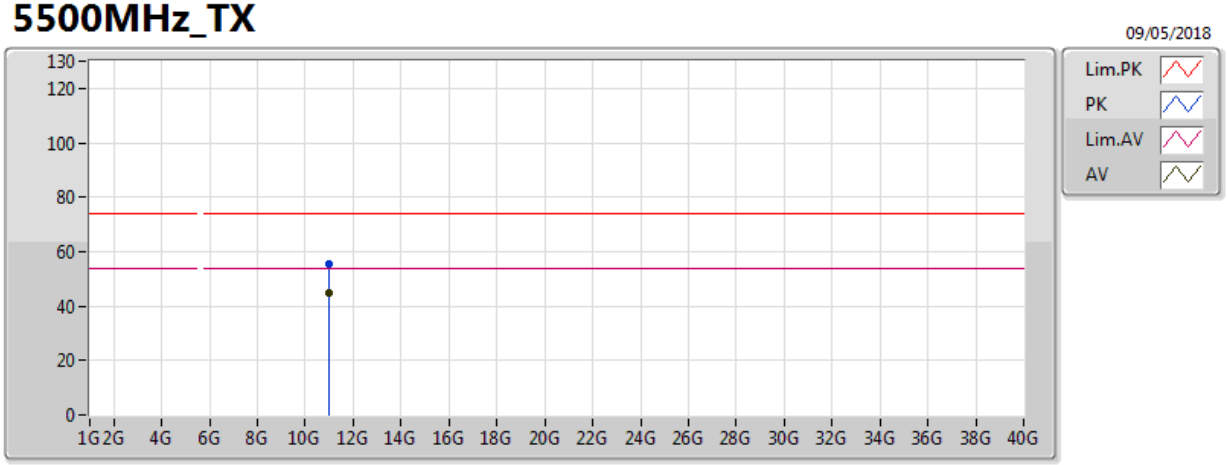

Type	Freq	Level	Limit	Margin	Factor	Dist	Condition	Azimuth	Height	Comments
	(Hz)	(dBuV/m)	(dBuV/m)	(dB)	(dB)	(m)		(°)	(m)	
AV	10.99988G	44.98	54.00	-9.02	13.75	3	Horizontal	312	1.99	-
PK	11G	55.75	74.00	-18.25	13.75	3	Horizontal	312	1.99	-

802.11a_Nss1,(6Mbps)_1TX

5580MHz_TX

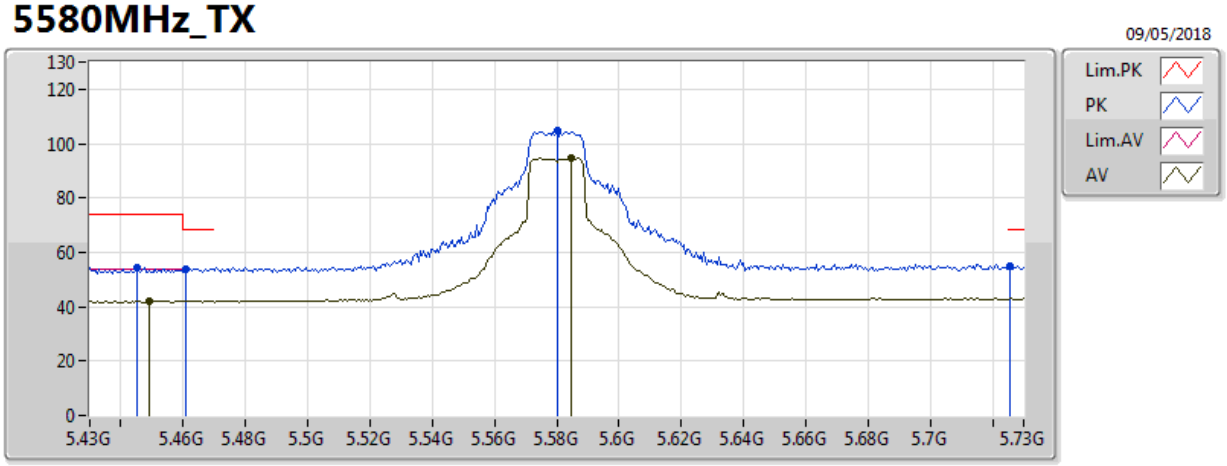

Type	Freq	Level	Limit	Margin	Factor	Dist	Condition	Azimuth	Height	Comments
	(Hz)	(dBuV/m)	(dBuV/m)	(dB)	(dB)	(m)		(°)	(m)	
AV	5.4492G	42.19	54.00	-11.81	3.05	3	Vertical	346	1.62	-
AV	5.5848G	94.68	Inf	-Inf	3.28	3	Vertical	346	1.62	-
PK	5.445G	54.52	74.00	-19.48	3.05	3	Vertical	346	1.62	-
PK	5.4606G	54.05	68.20	-14.15	3.07	3	Vertical	346	1.62	-
PK	5.58G	104.65	Inf	-Inf	3.27	3	Vertical	346	1.62	-
PK	5.7258G	54.77	68.20	-13.43	3.54	3	Vertical	346	1.62	-

802.11a_Nss1,(6Mbps)_1TX

5580MHz_TX

09/05/2018

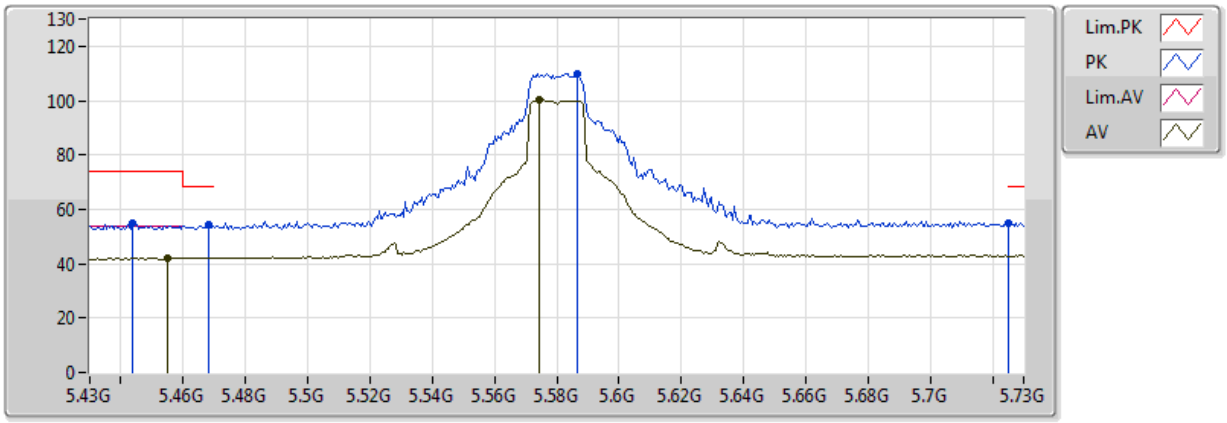

Type	Freq	Level	Limit	Margin	Factor	Dist	Condition	Azimuth	Height	Comments
	(Hz)	(dBuV/m)	(dBuV/m)	(dB)	(dB)	(m)		(°)	(m)	
AV	5.4552G	42.29	54.00	-11.71	3.06	3	Horizontal	303	1.06	-
AV	5.5746G	100.14	Inf	-Inf	3.26	3	Horizontal	303	1.06	-
PK	5.4438G	54.85	74.00	-19.15	3.05	3	Horizontal	303	1.06	-
PK	5.4684G	54.19	68.20	-14.01	3.08	3	Horizontal	303	1.06	-
PK	5.5866G	109.74	Inf	-Inf	3.28	3	Horizontal	303	1.06	-
PK	5.7252G	55.15	68.20	-13.05	3.54	3	Horizontal	303	1.06	-

802.11a_Nss1,(6Mbps)_1TX

5580MHz_TX

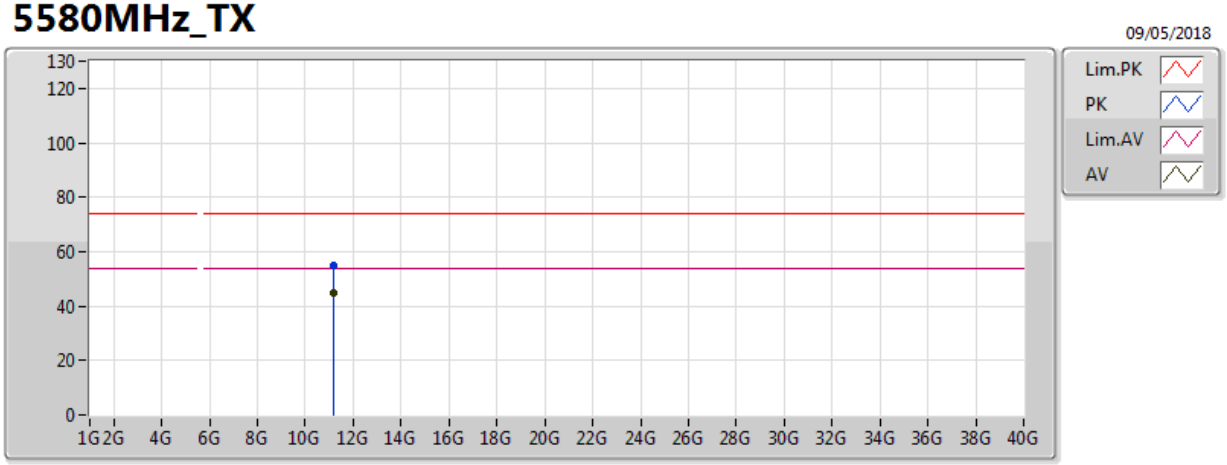

Type	Freq	Level	Limit	Margin	Factor	Dist	Condition	Azimuth	Height	Comments
	(Hz)	(dBuV/m)	(dBuV/m)	(dB)	(dB)	(m)		(°)	(m)	
AV	11.15994G	45.00	54.00	-9.00	13.62	3	Vertical	336	1.82	-
PK	11.15964G	55.09	74.00	-18.91	13.62	3	Vertical	336	1.82	-

802.11a_Nss1,(6Mbps)_1TX

5580MHz_TX

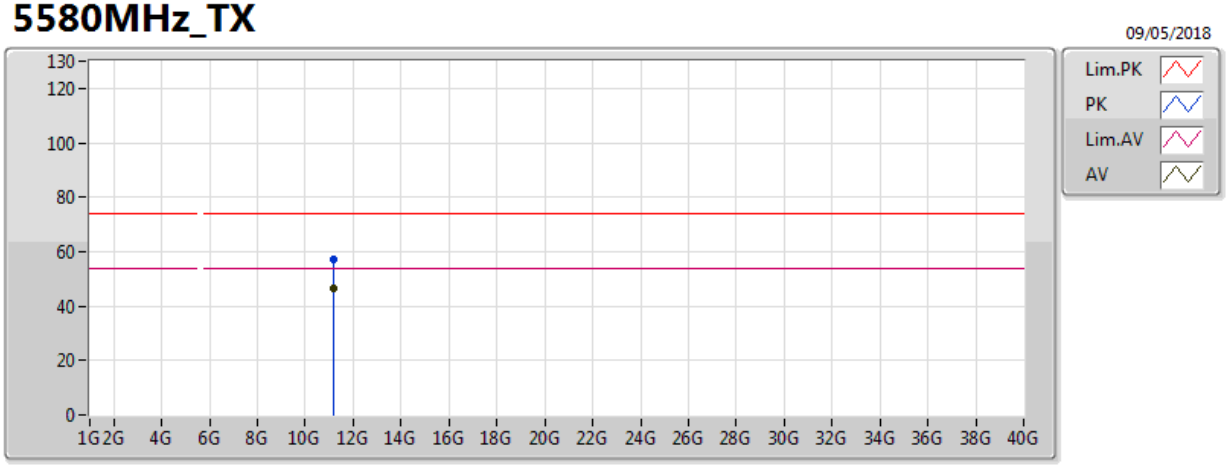

Type	Freq	Level	Limit	Margin	Factor	Dist	Condition	Azimuth	Height	Comments
	(Hz)	(dBuV/m)	(dBuV/m)	(dB)	(dB)	(m)		(°)	(m)	
AV	11.15988G	46.43	54.00	-7.57	13.62	3	Horizontal	312	1.93	-
PK	11.16096G	56.88	74.00	-17.12	13.62	3	Horizontal	312	1.93	-

802.11a_Nss1,(6Mbps)_1TX

5700MHz_TX

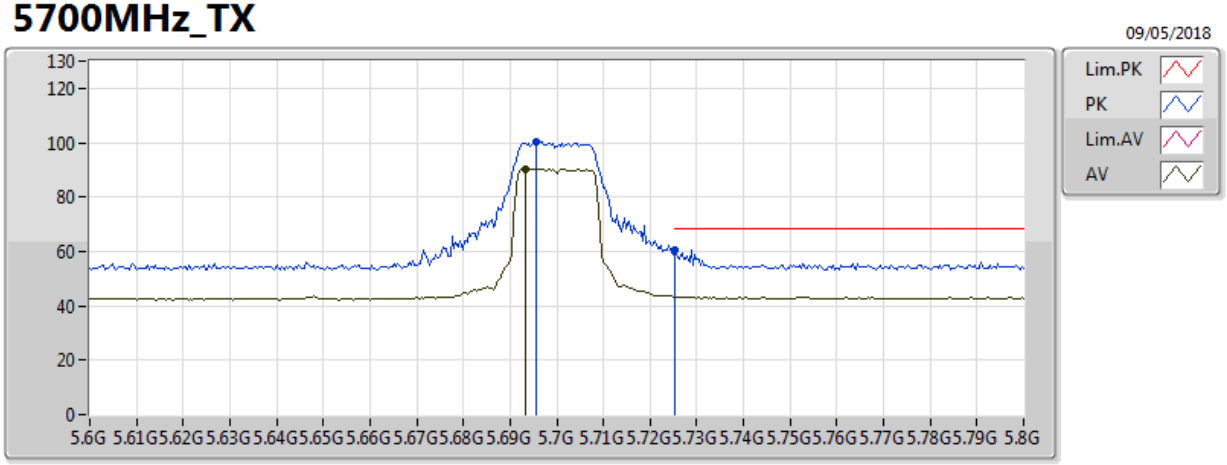

Type	Freq	Level	Limit	Margin	Factor	Dist	Condition	Azimuth	Height	Comments
	(Hz)	(dBuV/m)	(dBuV/m)	(dB)	(dB)	(m)		(°)	(m)	
AV	5.6932G	90.31	Inf	-Inf	3.48	3	Vertical	343	1.52	-
PK	5.6956G	100.19	Inf	-Inf	3.48	3	Vertical	343	1.52	-
PK	5.7252G	60.41	68.20	-7.79	3.54	3	Vertical	343	1.52	-

802.11a_Nss1,(6Mbps)_1TX

5700MHz_TX

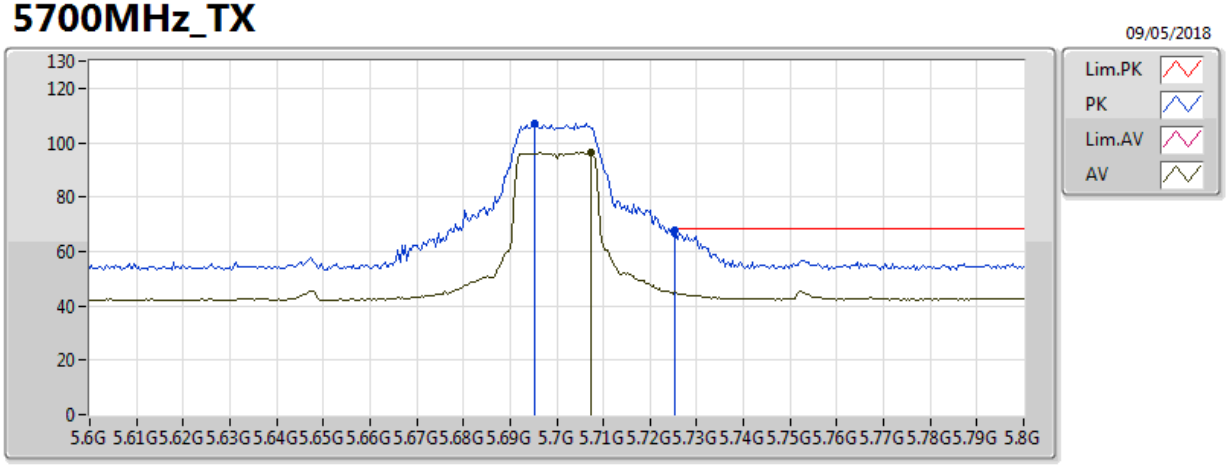

Type	Freq	Level	Limit	Margin	Factor	Dist	Condition	Azimuth	Height	Comments
	(Hz)	(dBuV/m)	(dBuV/m)	(dB)	(dB)	(m)		(°)	(m)	
AV	5.7072G	96.31	Inf	-Inf	3.50	3	Horizontal	299	1.02	-
PK	5.6952G	106.95	Inf	-Inf	3.48	3	Horizontal	299	1.02	-
PK	5.7252G	67.74	68.20	-0.46	3.54	3	Horizontal	299	1.02	-

802.11a_Nss1,(6Mbps)_1TX

5700MHz_TX

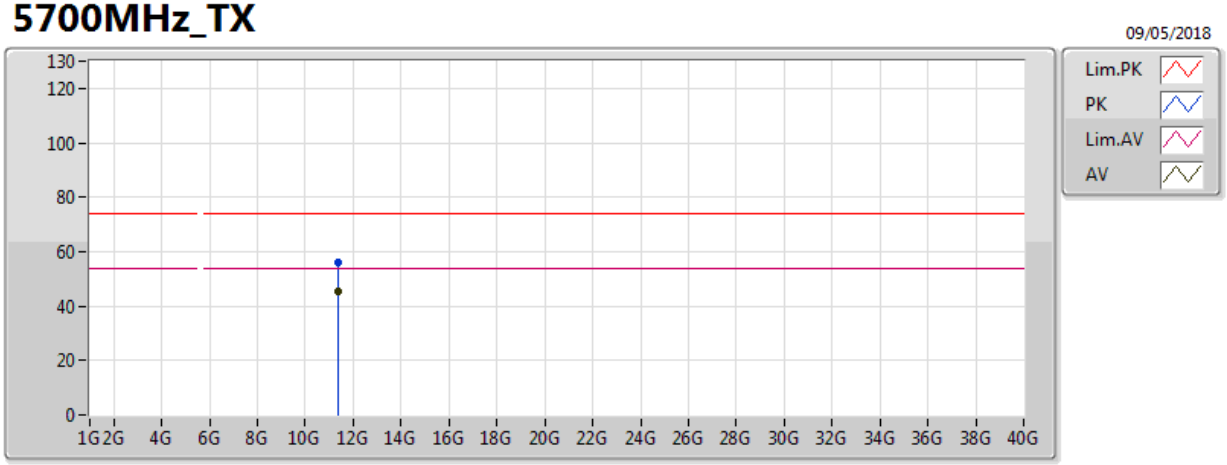

Type	Freq	Level	Limit	Margin	Factor	Dist	Condition	Azimuth	Height	Comments
	(Hz)	(dBuV/m)	(dBuV/m)	(dB)	(dB)	(m)		(°)	(m)	
AV	11.39982G	45.41	54.00	-8.59	13.43	3	Vertical	324	1.89	-
PK	11.3997G	55.77	74.00	-18.23	13.43	3	Vertical	324	1.89	-

802.11a_Nss1,(6Mbps)_1TX

5700MHz_TX

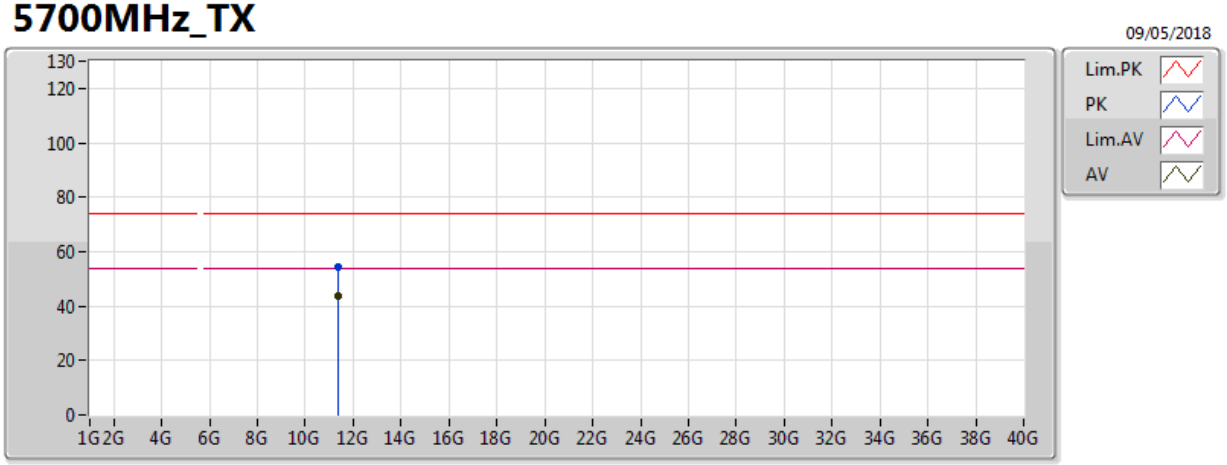

Type	Freq	Level	Limit	Margin	Factor	Dist	Condition	Azimuth	Height	Comments
	(Hz)	(dBuV/m)	(dBuV/m)	(dB)	(dB)	(m)		(°)	(m)	
AV	11.39994G	43.88	54.00	-10.12	13.43	3	Horizontal	326	1.96	-
PK	11.40018G	54.47	74.00	-19.53	13.43	3	Horizontal	326	1.96	-

802.11a_Nss1,(6Mbps)_1TX

5720MHz Straddle 5.47-5.725GHz_TX

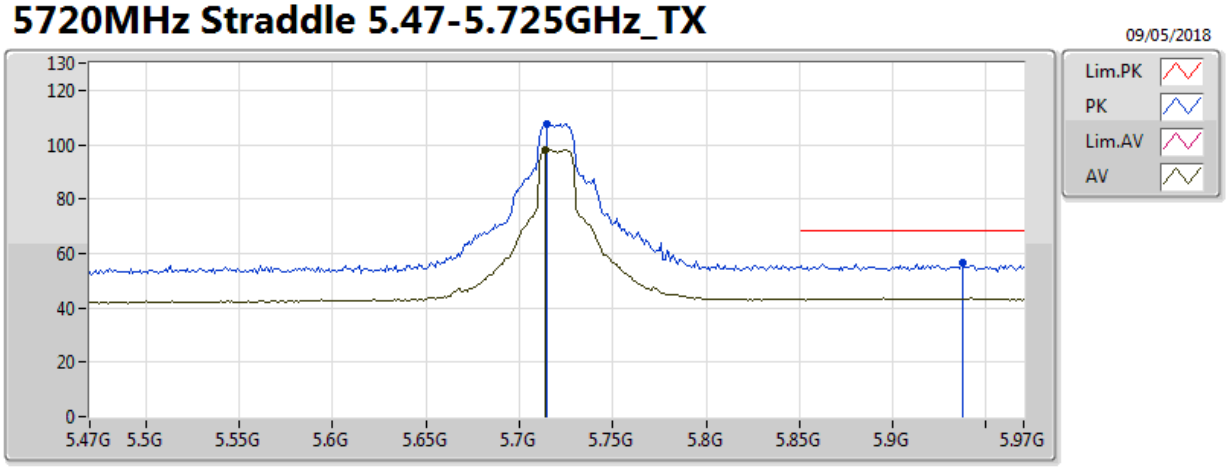

Type	Freq	Level	Limit	Margin	Factor	Dist	Condition	Azimuth	Height	Comments
	(Hz)	(dBuV/m)	(dBuV/m)	(dB)	(dB)	(m)		(°)	(m)	
AV	5.714G	98.20	Inf	-Inf	3.51	3	Vertical	103	1.10	-
PK	5.715G	107.81	Inf	-Inf	3.52	3	Vertical	103	1.10	-
PK	5.937G	56.74	68.20	-11.46	3.93	3	Vertical	103	1.10	-

802.11a_Nss1,(6Mbps)_1TX

5720MHz Straddle 5.47-5.725GHz_TX

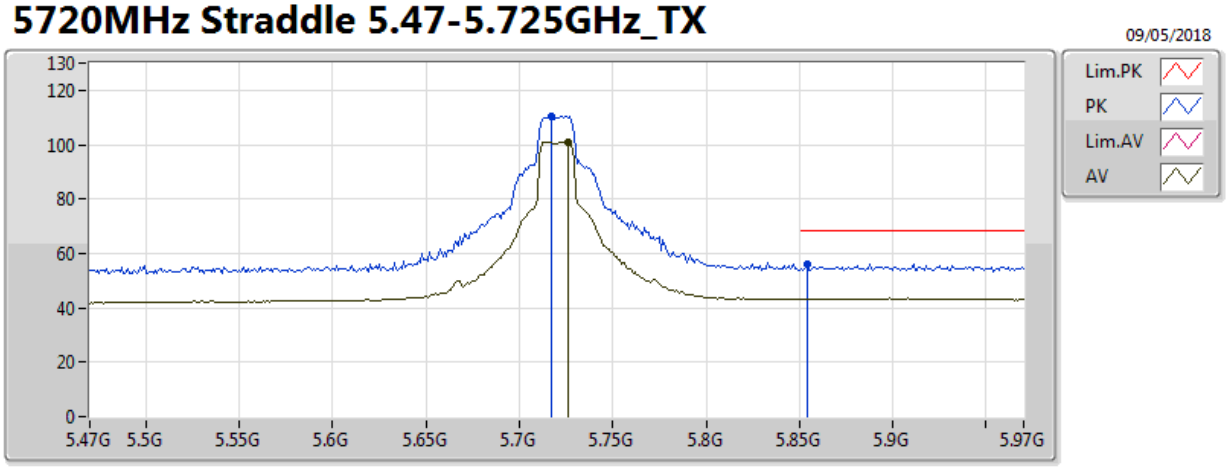

Type	Freq	Level	Limit	Margin	Factor	Dist	Condition	Azimuth	Height	Comments
	(Hz)	(dBuV/m)	(dBuV/m)	(dB)	(dB)	(m)		(°)	(m)	
AV	5.726G	101.13	Inf	-Inf	3.54	3	Horizontal	298	1.08	-
PK	5.717G	110.56	Inf	-Inf	3.52	3	Horizontal	298	1.08	-
PK	5.854G	56.12	68.20	-12.08	3.78	3	Horizontal	298	1.08	-

802.11a_Nss1,(6Mbps)_1TX

5720MHz Straddle 5.47-5.725GHz_TX

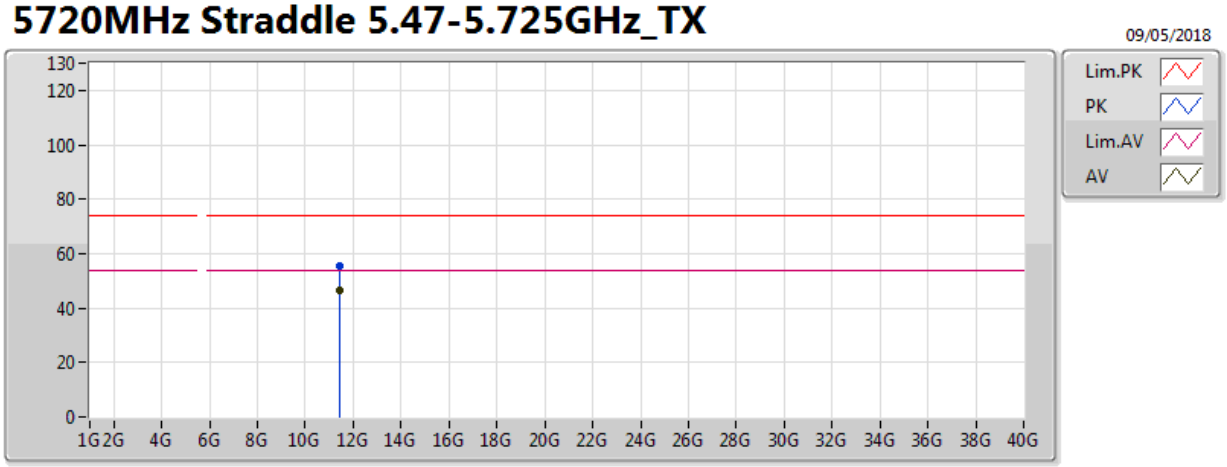

Type	Freq	Level	Limit	Margin	Factor	Dist	Condition	Azimuth	Height	Comments
	(Hz)	(dBuV/m)	(dBuV/m)	(dB)	(dB)	(m)		(°)	(m)	
AV	11.44G	46.28	54.00	-7.72	13.39	3	Vertical	322	1.80	-
PK	11.43994G	55.29	74.00	-18.71	13.39	3	Vertical	322	1.80	-

802.11a_Nss1,(6Mbps)_1TX

5720MHz Straddle 5.47-5.725GHz_TX

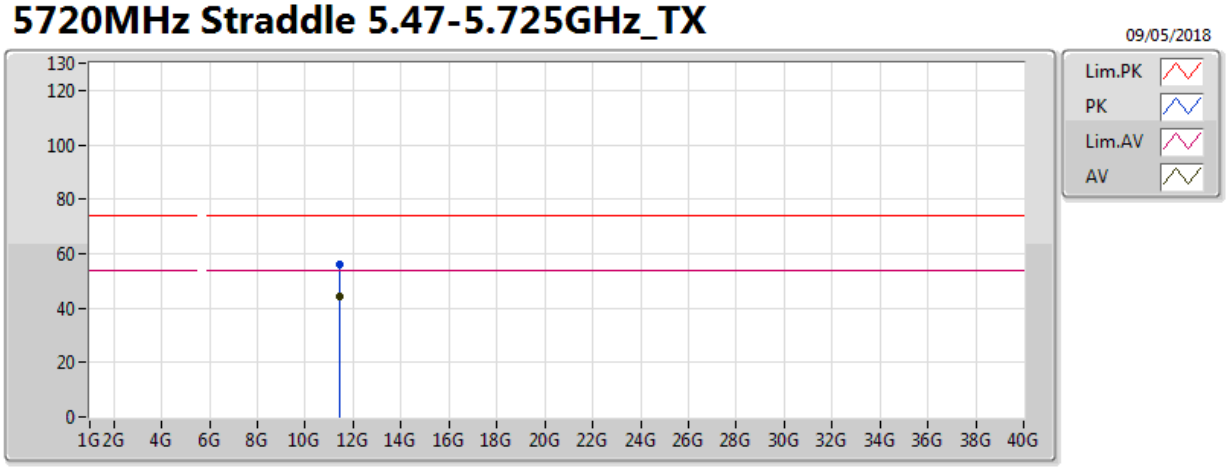

Type	Freq	Level	Limit	Margin	Factor	Dist	Condition	Azimuth	Height	Comments
	(Hz)	(dBuV/m)	(dBuV/m)	(dB)	(dB)	(m)		(°)	(m)	
AV	11.43994G	44.25	54.00	-9.75	13.39	3	Horizontal	326	1.92	-
PK	11.44114G	56.09	74.00	-17.91	13.39	3	Horizontal	326	1.92	-

802.11a_Nss1,(6Mbps)_1TX

5745MHz_TX

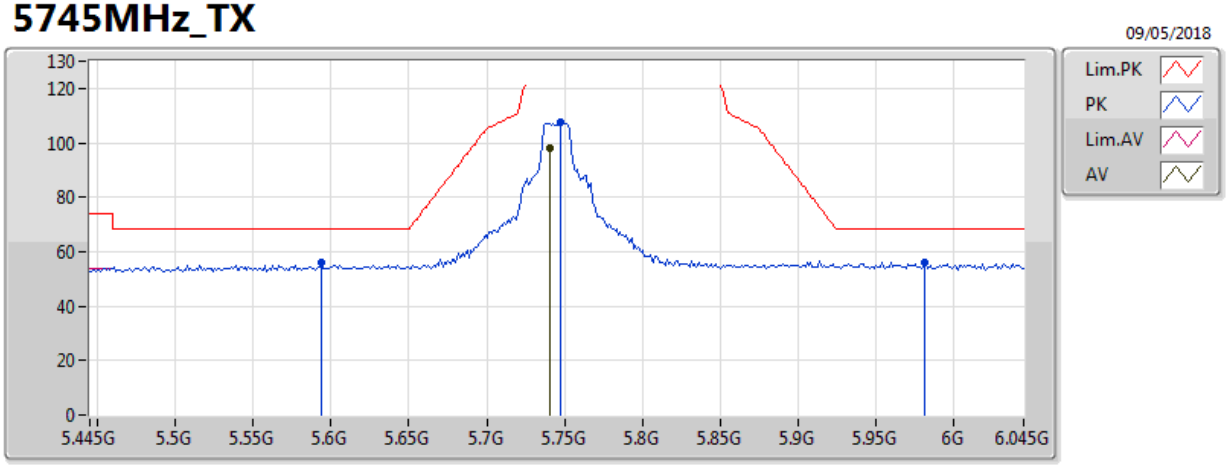

Type	Freq	Level	Limit	Margin	Factor	Dist	Condition	Azimuth	Height	Comments
	(Hz)	(dBuV/m)	(dBuV/m)	(dB)	(dB)	(m)		(°)	(m)	
AV	5.7402G	98.20	Inf	-Inf	3.56	3	Vertical	102	1.16	-
PK	5.5938G	55.81	68.20	-12.39	3.30	3	Vertical	102	1.16	-
PK	5.7474G	107.56	Inf	-Inf	3.58	3	Vertical	102	1.16	-
PK	5.9814G	55.92	68.20	-12.28	4.00	3	Vertical	102	1.16	-

802.11a_Nss1,(6Mbps)_1TX

5745MHz_TX

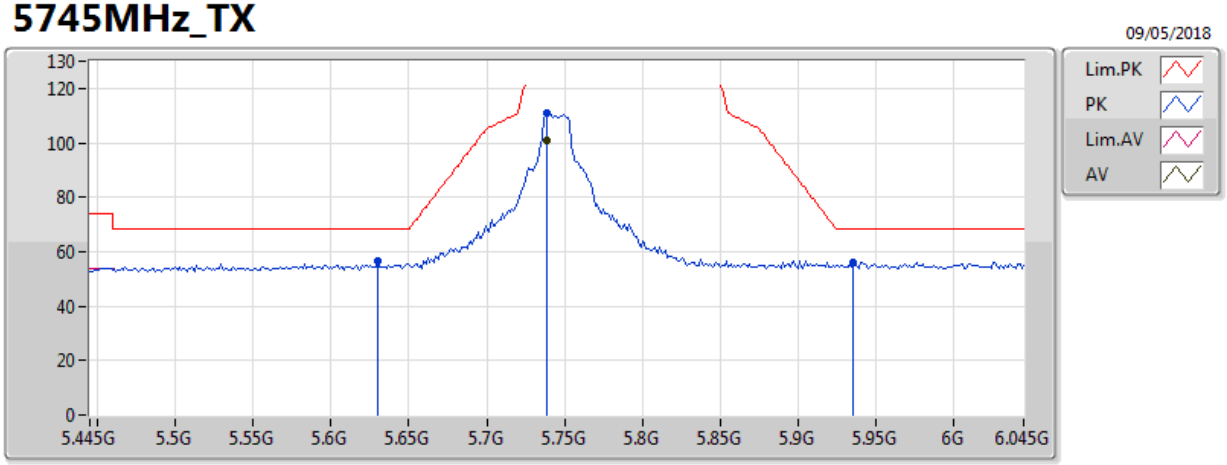

Type	Freq	Level	Limit	Margin	Factor	Dist	Condition	Azimuth	Height	Comments
	(Hz)	(dBuV/m)	(dBuV/m)	(dB)	(dB)	(m)		(°)	(m)	
AV	5.739G	100.99	Inf	-Inf	3.56	3	Horizontal	296	1.08	-
PK	5.6298G	56.67	68.20	-11.53	3.36	3	Horizontal	296	1.08	-
PK	5.739G	111.09	Inf	-Inf	3.56	3	Horizontal	296	1.08	-
PK	5.9358G	56.02	68.20	-12.18	3.93	3	Horizontal	296	1.08	-

802.11a_Nss1,(6Mbps)_1TX

5745MHz_TX

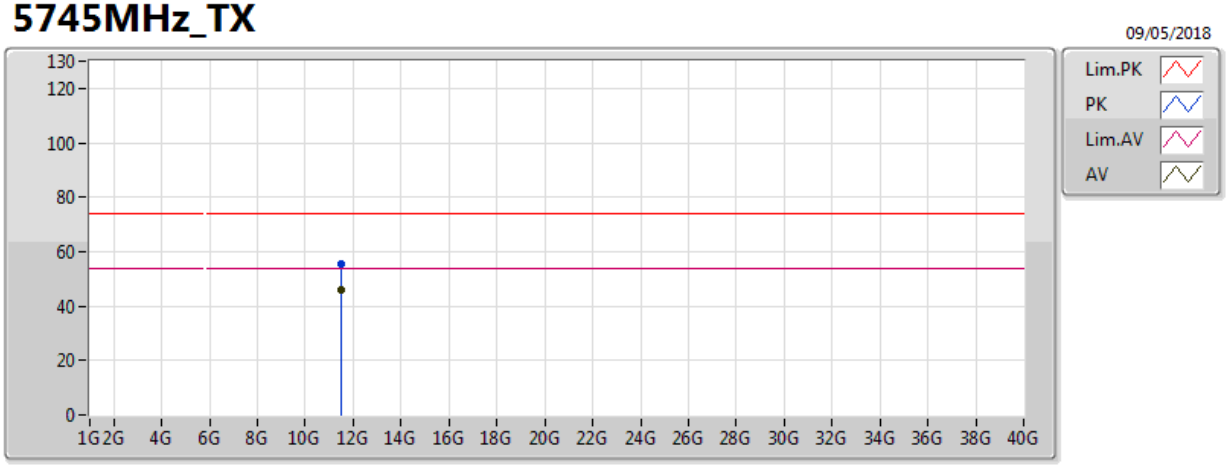

Type	Freq	Level	Limit	Margin	Factor	Dist	Condition	Azimuth	Height	Comments
	(Hz)	(dBuV/m)	(dBuV/m)	(dB)	(dB)	(m)		(°)	(m)	
AV	11.49G	45.94	54.00	-8.06	13.35	3	Vertical	321	1.80	-
PK	11.48982G	55.33	74.00	-18.67	13.35	3	Vertical	321	1.80	-

802.11a_Nss1,(6Mbps)_1TX

5745MHz_TX

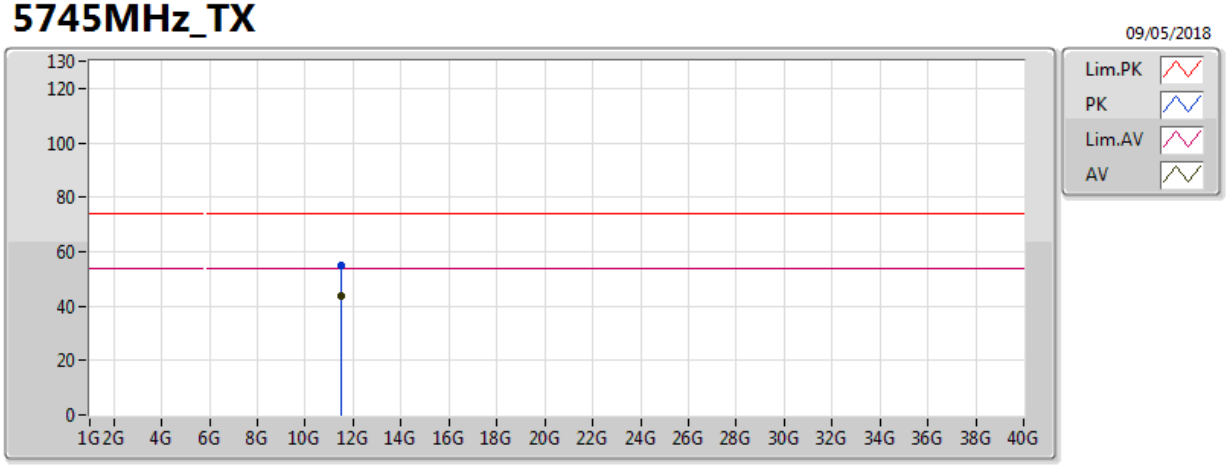

Type	Freq	Level	Limit	Margin	Factor	Dist	Condition	Azimuth	Height	Comments
	(Hz)	(dBuV/m)	(dBuV/m)	(dB)	(dB)	(m)		(°)	(m)	
AV	11.48994G	43.65	54.00	-10.35	13.35	3	Horizontal	328	1.75	-
PK	11.48148G	55.08	74.00	-18.92	13.36	3	Horizontal	328	1.75	-

802.11a_Nss1,(6Mbps)_1TX

5785MHz_TX

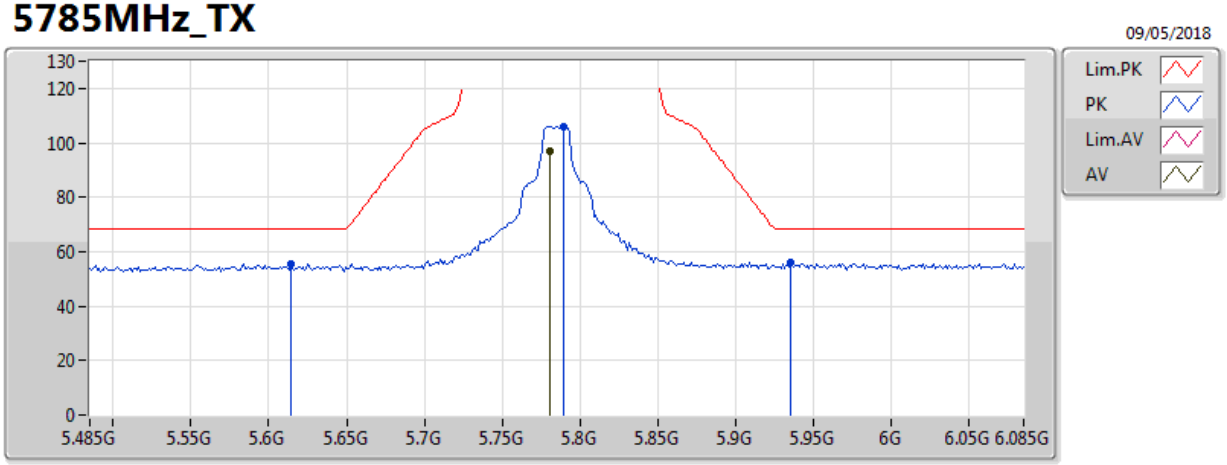

Type	Freq	Level	Limit	Margin	Factor	Dist	Condition	Azimuth	Height	Comments
	(Hz)	(dBuV/m)	(dBuV/m)	(dB)	(dB)	(m)		(°)	(m)	
AV	5.7802G	96.85	Inf	-Inf	3.64	3	Vertical	102	1.13	-
PK	5.6146G	55.50	68.20	-12.70	3.33	3	Vertical	102	1.13	-
PK	5.7898G	106.10	Inf	-Inf	3.65	3	Vertical	102	1.13	-
PK	5.935G	55.83	68.20	-12.37	3.92	3	Vertical	102	1.13	-

802.11a_Nss1,(6Mbps)_1TX

5785MHz_TX

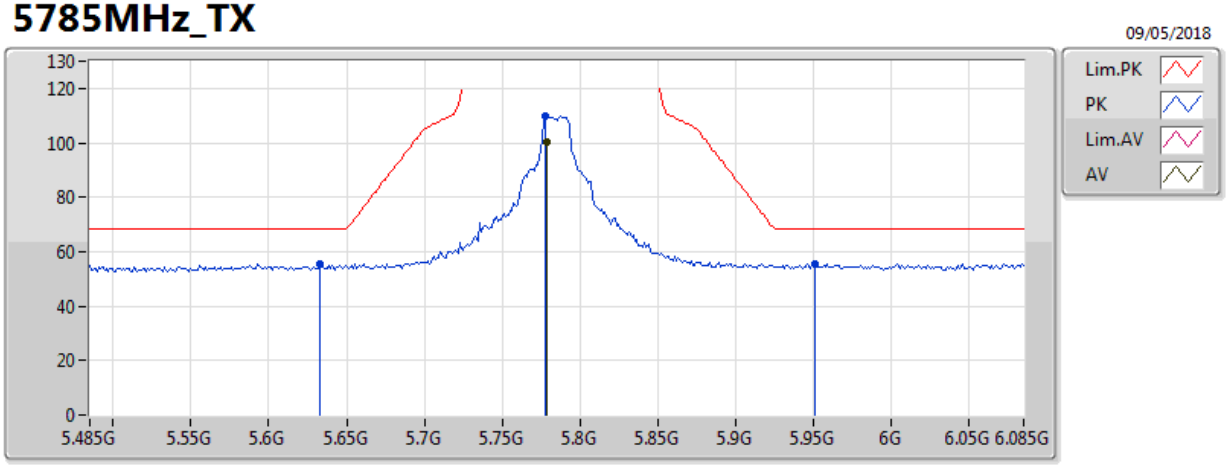

Type	Freq	Level	Limit	Margin	Factor	Dist	Condition	Azimuth	Height	Comments
	(Hz)	(dBuV/m)	(dBuV/m)	(dB)	(dB)	(m)		(°)	(m)	
AV	5.779G	100.12	Inf	-Inf	3.63	3	Horizontal	294	1.05	-
PK	5.6326G	55.75	68.20	-12.45	3.37	3	Horizontal	294	1.05	-
PK	5.7778G	110.05	Inf	-Inf	3.63	3	Horizontal	294	1.05	-
PK	5.9506G	55.66	68.20	-12.54	3.95	3	Horizontal	294	1.05	-

802.11a_Nss1,(6Mbps)_1TX

5785MHz_TX

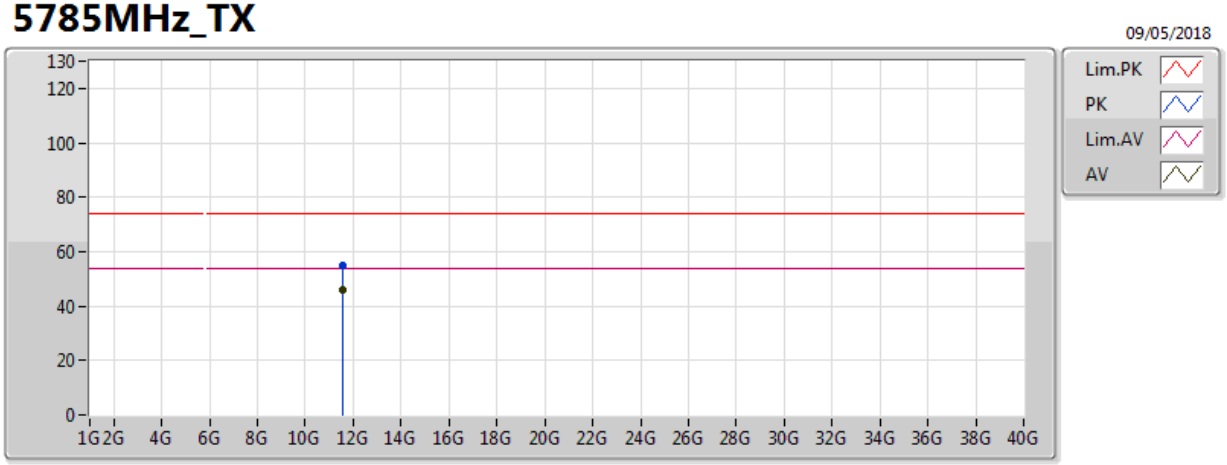

Type	Freq	Level	Limit	Margin	Factor	Dist	Condition	Azimuth	Height	Comments
	(Hz)	(dBuV/m)	(dBuV/m)	(dB)	(dB)	(m)		(°)	(m)	
AV	11.56988G	46.15	54.00	-7.85	13.26	3	Vertical	318	1.78	-
PK	11.56994G	55.14	74.00	-18.86	13.26	3	Vertical	318	1.78	-

802.11a_Nss1,(6Mbps)_1TX

5785MHz_TX

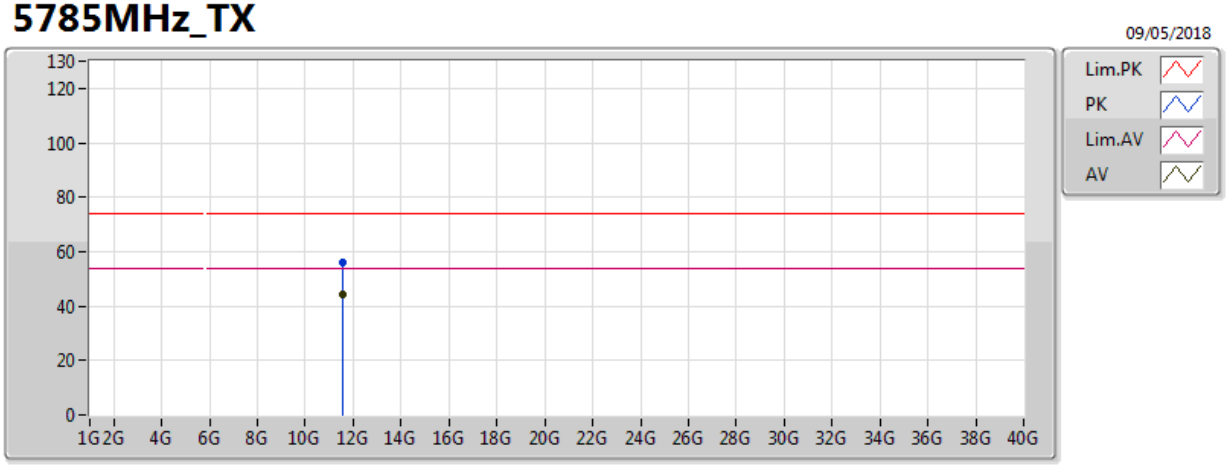

Type	Freq	Level	Limit	Margin	Factor	Dist	Condition	Azimuth	Height	Comments
	(Hz)	(dBuV/m)	(dBuV/m)	(dB)	(dB)	(m)		(°)	(m)	
AV	11.56988G	44.37	54.00	-9.63	13.26	3	Horizontal	324	1.96	-
PK	11.56928G	56.19	74.00	-17.81	13.27	3	Horizontal	324	1.96	-

802.11a_Nss1,(6Mbps)_1TX

5825MHz_TX

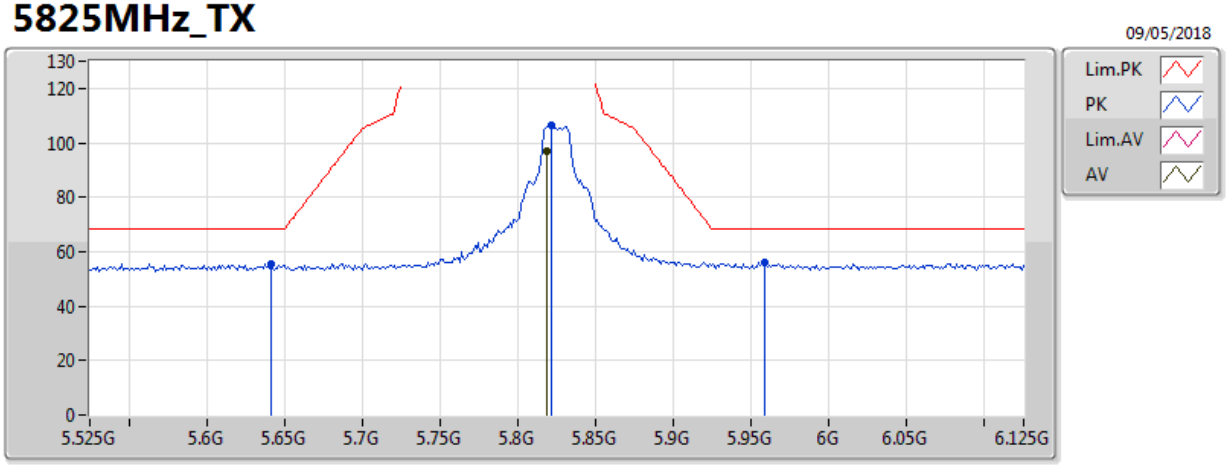

Type	Freq	Level	Limit	Margin	Factor	Dist	Condition	Azimuth	Height	Comments
	(Hz)	(dBuV/m)	(dBuV/m)	(dB)	(dB)	(m)		(°)	(m)	
AV	5.819G	96.91	Inf	-Inf	3.71	3	Vertical	99	2.79	-
PK	5.6414G	55.71	68.20	-12.49	3.38	3	Vertical	99	2.79	-
PK	5.8214G	106.51	Inf	-Inf	3.71	3	Vertical	99	2.79	-
PK	5.9582G	56.04	68.20	-12.16	3.96	3	Vertical	99	2.79	-

802.11a_Nss1,(6Mbps)_1TX

5825MHz_TX

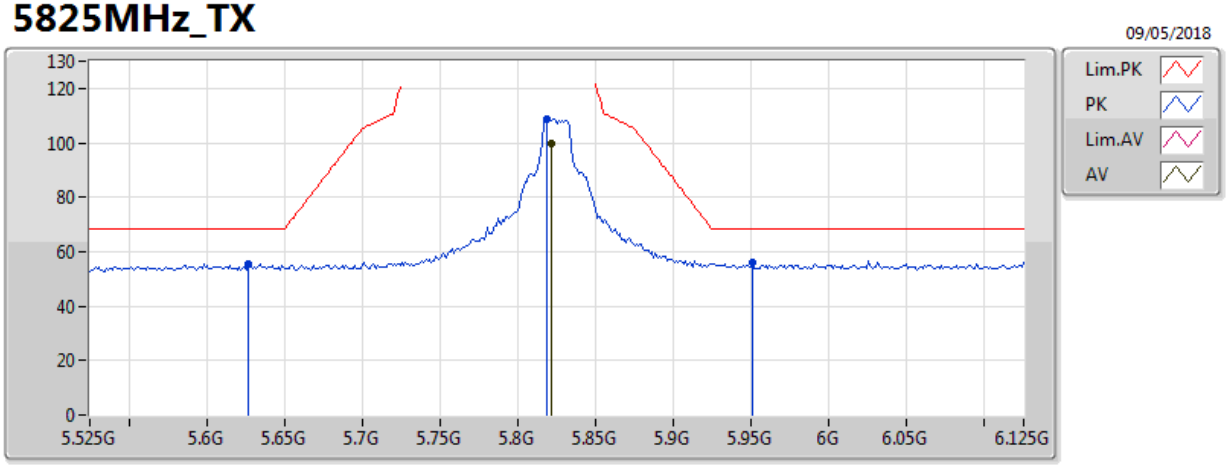

Type	Freq	Level	Limit	Margin	Factor	Dist	Condition	Azimuth	Height	Comments
	(Hz)	(dBuV/m)	(dBuV/m)	(dB)	(dB)	(m)		(°)	(m)	
AV	5.8214G	99.60	Inf	-Inf	3.71	3	Horizontal	291	1.11	-
PK	5.627G	55.31	68.20	-12.89	3.36	3	Horizontal	291	1.11	-
PK	5.819G	108.96	Inf	-Inf	3.71	3	Horizontal	291	1.11	-
PK	5.951G	56.20	68.20	-12.00	3.95	3	Horizontal	291	1.11	-

802.11a_Nss1,(6Mbps)_1TX

5825MHz_TX

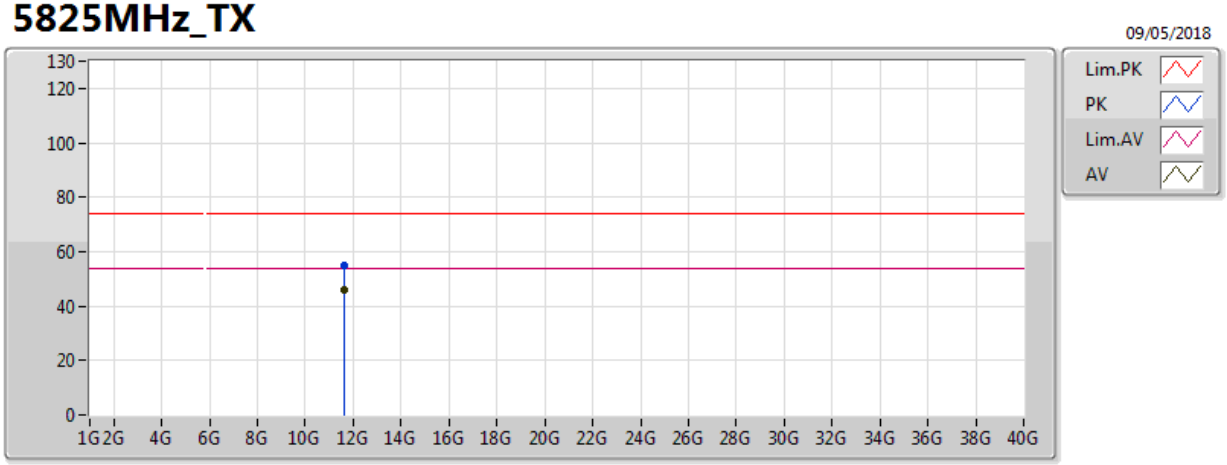

Type	Freq	Level	Limit	Margin	Factor	Dist	Condition	Azimuth	Height	Comments
	(Hz)	(dBuV/m)	(dBuV/m)	(dB)	(dB)	(m)		(°)	(m)	
AV	11.64994G	45.72	54.00	-8.28	13.17	3	Vertical	322	1.86	-
PK	11.64988G	55.16	74.00	-18.84	13.17	3	Vertical	322	1.86	-

802.11a_Nss1,(6Mbps)_1TX

5825MHz_TX

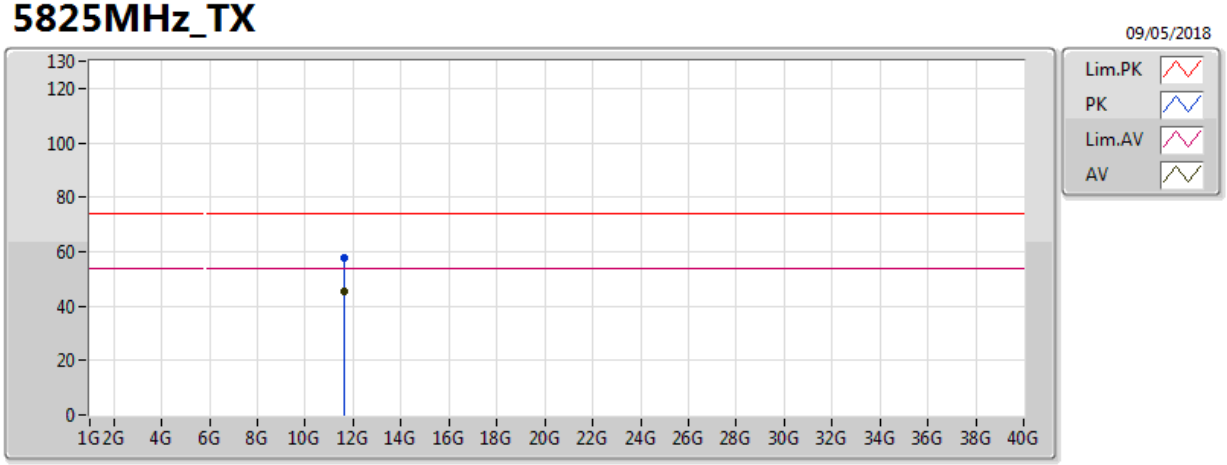

Type	Freq	Level	Limit	Margin	Factor	Dist	Condition	Azimuth	Height	Comments
	(Hz)	(dBuV/m)	(dBuV/m)	(dB)	(dB)	(m)		(°)	(m)	
AV	11.64994G	45.42	54.00	-8.58	13.17	3	Horizontal	323	1.86	-
PK	11.65072G	57.68	74.00	-16.32	13.17	3	Horizontal	323	1.86	-

802.11ac VHT20_Nss1,(MCS0)_1TX

5180MHz_TX

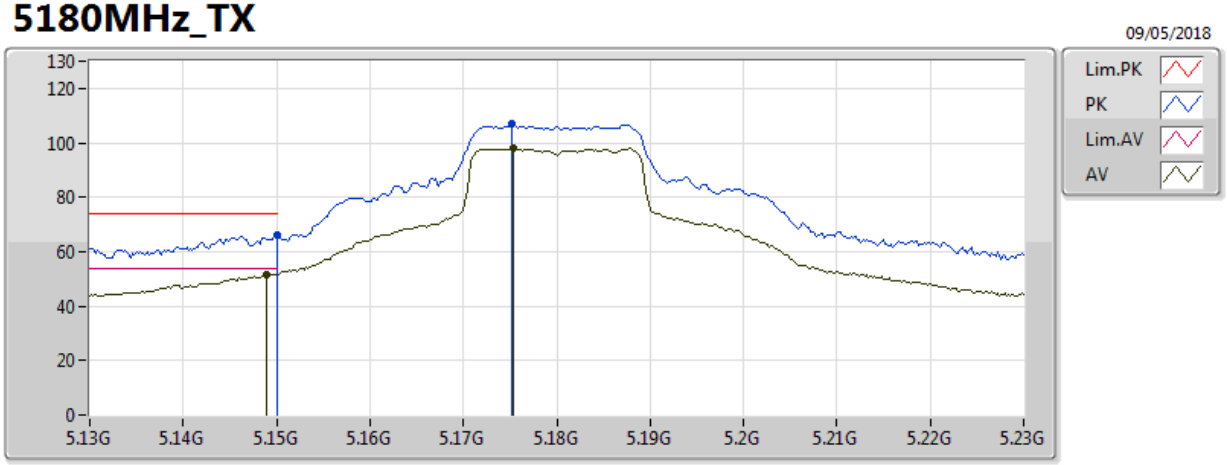

Type	Freq	Level	Limit	Margin	Factor	Dist	Condition	Azimuth	Height	Comments
	(Hz)	(dBuV/m)	(dBuV/m)	(dB)	(dB)	(m)		(°)	(m)	
AV	5.149G	51.77	54.00	-2.23	2.66	3	Vertical	82	1.16	-
AV	5.1754G	97.88	Inf	-Inf	2.70	3	Vertical	82	1.16	-
PK	5.149995G	65.91	74.00	-8.09	2.66	3	Vertical	82	1.16	-
PK	5.1752G	106.75	Inf	-Inf	2.70	3	Vertical	82	1.16	-

802.11ac VHT20_Nss1,(MCS0)_1TX

5180MHz_TX

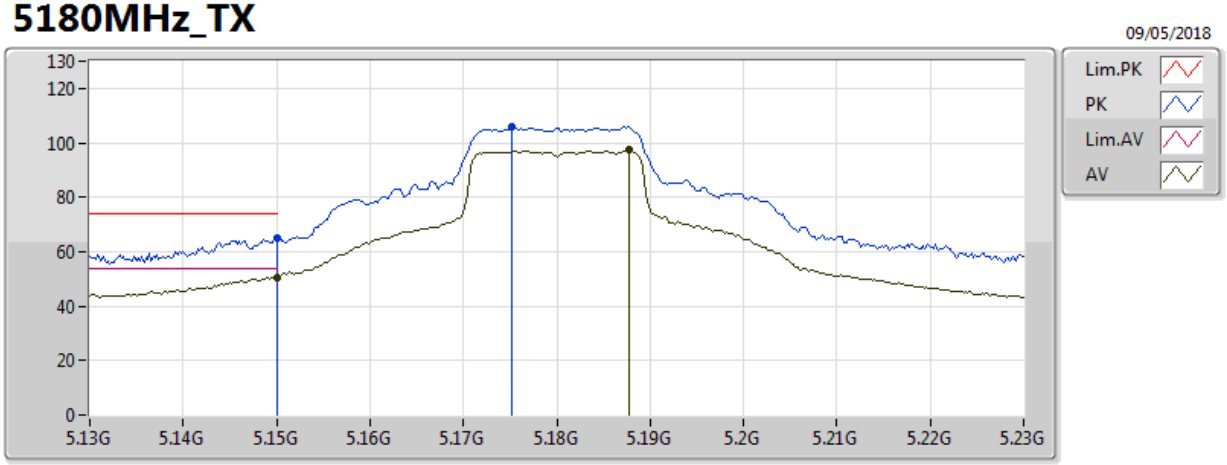

Type	Freq	Level	Limit	Margin	Factor	Dist	Condition	Azimuth	Height	Comments
	(Hz)	(dBuV/m)	(dBuV/m)	(dB)	(dB)	(m)		(°)	(m)	
AV	5.149995G	50.47	54.00	-3.53	2.66	3	Horizontal	53	2.26	-
AV	5.1878G	97.34	Inf	-Inf	2.71	3	Horizontal	53	2.26	-
PK	5.149995G	65.22	74.00	-8.78	2.66	3	Horizontal	53	2.26	-
PK	5.1752G	106.13	Inf	-Inf	2.70	3	Horizontal	53	2.26	-

802.11ac VHT20_Nss1,(MCS0)_1TX

5180MHz_TX

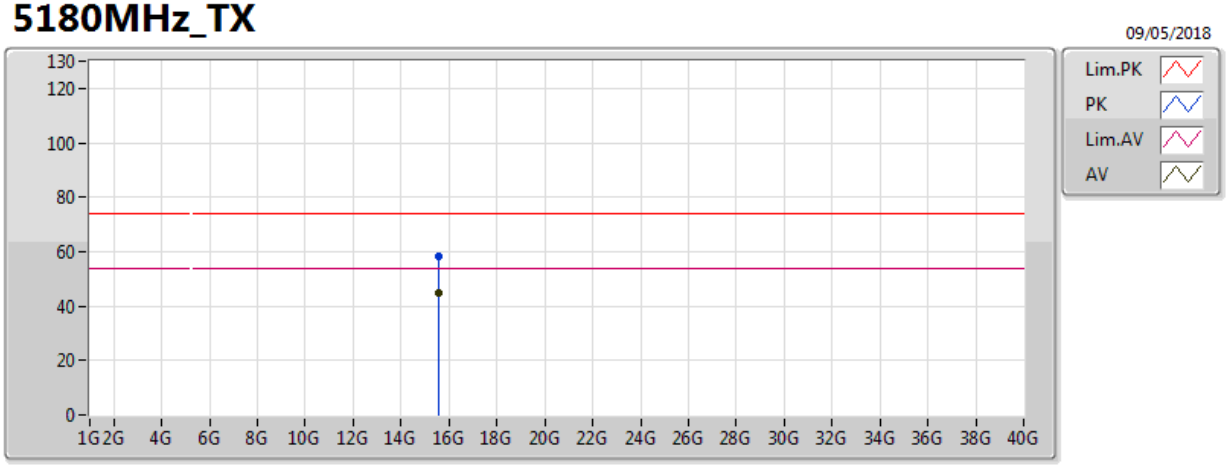

Type	Freq	Level	Limit	Margin	Factor	Dist	Condition	Azimuth	Height	Comments
	(Hz)	(dBuV/m)	(dBuV/m)	(dB)	(dB)	(m)		(°)	(m)	
AV	15.5424G	44.95	54.00	-9.05	13.45	3	Vertical	321	1.73	-
PK	15.53922G	58.37	74.00	-15.63	13.46	3	Vertical	321	1.73	-

802.11ac VHT20_Nss1,(MCS0)_1TX

5180MHz_TX

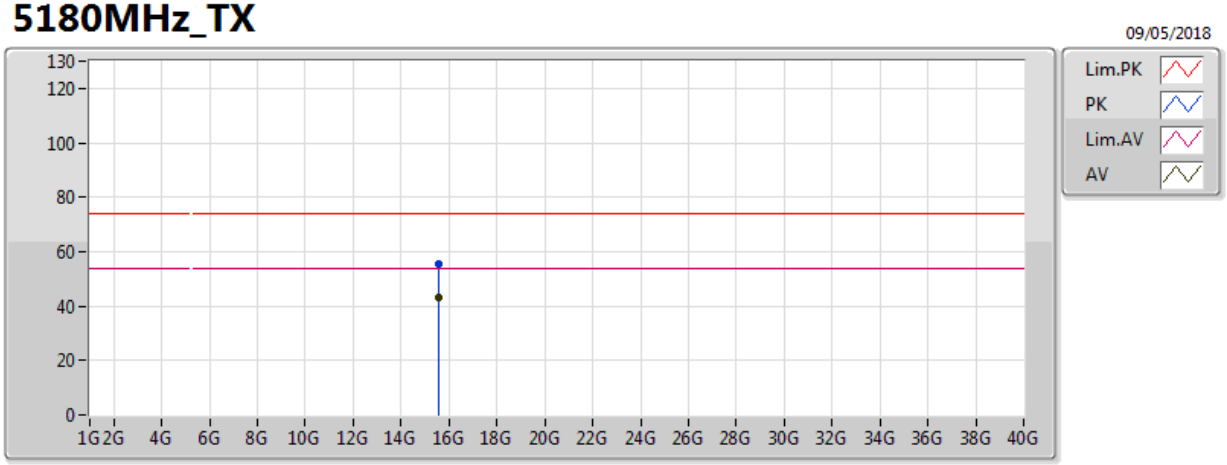

Type	Freq	Level	Limit	Margin	Factor	Dist	Condition	Azimuth	Height	Comments
	(Hz)	(dBuV/m)	(dBuV/m)	(dB)	(dB)	(m)		(°)	(m)	
AV	15.54408G	42.99	54.00	-11.01	13.44	3	Horizontal	332	1.57	-
PK	15.53904G	55.51	74.00	-18.49	13.46	3	Horizontal	332	1.57	-

802.11ac VHT20_Nss1,(MCS0)_1TX

5200MHz_TX

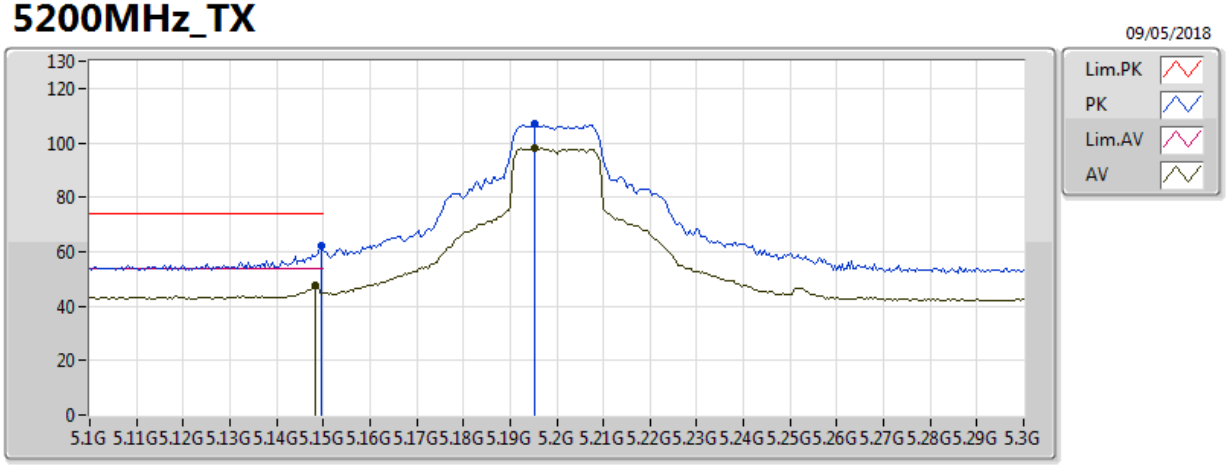

Type	Freq	Level	Limit	Margin	Factor	Dist	Condition	Azimuth	Height	Comments
	(Hz)	(dBuV/m)	(dBuV/m)	(dB)	(dB)	(m)		(°)	(m)	
AV	5.1484G	47.36	54.00	-6.64	2.66	3	Vertical	76	1.16	-
AV	5.1952G	98.06	Inf	-Inf	2.72	3	Vertical	76	1.16	-
PK	5.1496G	62.12	74.00	-11.88	2.66	3	Vertical	76	1.16	-
PK	5.1952G	106.99	Inf	-Inf	2.72	3	Vertical	76	1.16	-

802.11ac VHT20_Nss1,(MCS0)_1TX

5200MHz_TX

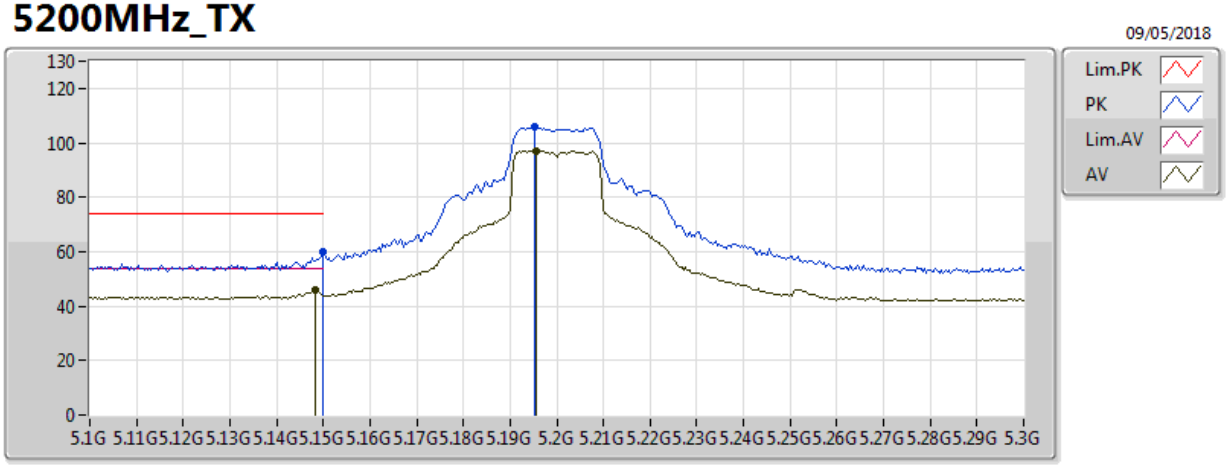

Type	Freq	Level	Limit	Margin	Factor	Dist	Condition	Azimuth	Height	Comments
	(Hz)	(dBuV/m)	(dBuV/m)	(dB)	(dB)	(m)		(°)	(m)	
AV	5.1484G	45.72	54.00	-8.28	2.66	3	Horizontal	53	2.25	-
AV	5.1956G	97.19	Inf	-Inf	2.72	3	Horizontal	53	2.25	-
PK	5.149995G	59.77	74.00	-14.23	2.66	3	Horizontal	53	2.25	-
PK	5.1952G	106.12	Inf	-Inf	2.72	3	Horizontal	53	2.25	-

802.11ac VHT20_Nss1,(MCS0)_1TX

5200MHz_TX

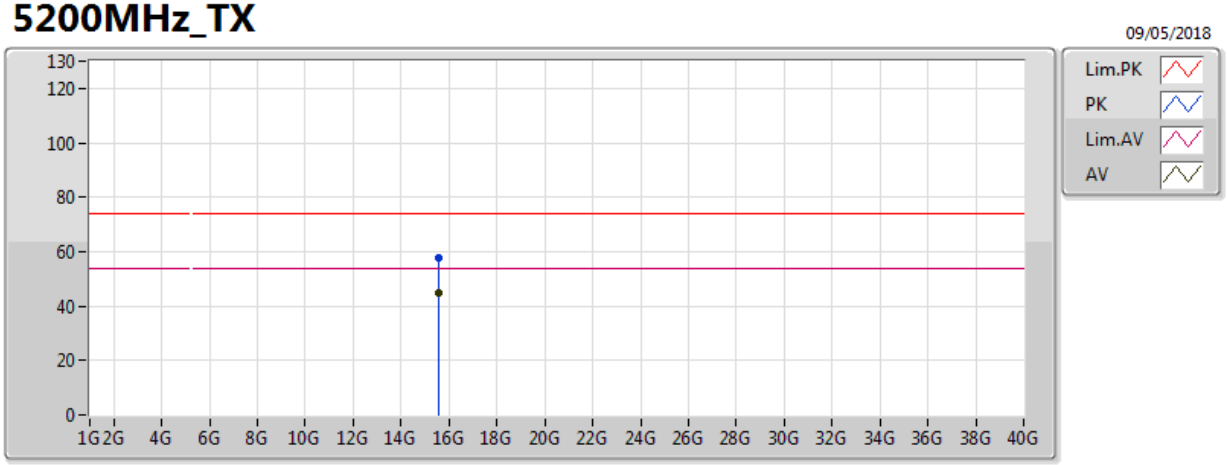

Type	Freq	Level	Limit	Margin	Factor	Dist	Condition	Azimuth	Height	Comments
	(Hz)	(dBuV/m)	(dBuV/m)	(dB)	(dB)	(m)		(°)	(m)	
AV	15.59874G	44.79	54.00	-9.21	13.20	3	Vertical	317	1.72	-
PK	15.59532G	57.91	74.00	-16.09	13.21	3	Vertical	317	1.72	-

802.11ac VHT20_Nss1,(MCS0)_1TX

5200MHz_TX

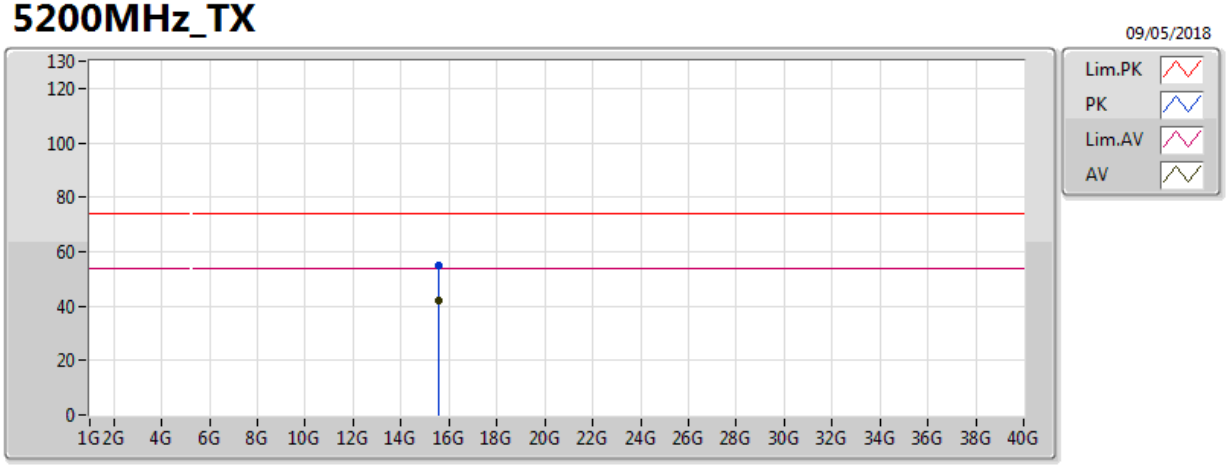

Type	Freq	Level	Limit	Margin	Factor	Dist	Condition	Azimuth	Height	Comments
	(Hz)	(dBuV/m)	(dBuV/m)	(dB)	(dB)	(m)		(°)	(m)	
AV	15.59952G	42.14	54.00	-11.86	13.20	3	Horizontal	129	1.50	-
PK	15.59964G	54.86	74.00	-19.14	13.20	3	Horizontal	129	1.50	-

802.11ac VHT20_Nss1,(MCS0)_1TX

5240MHz_TX

09/05/2018

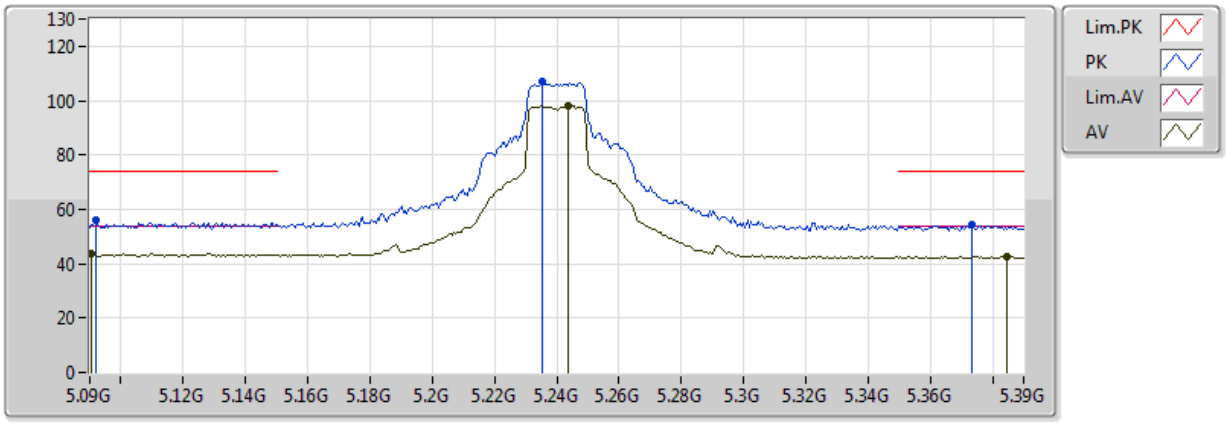

Type	Freq	Level	Limit	Margin	Factor	Dist	Condition	Azimuth	Height	Comments
	(Hz)	(dBuV/m)	(dBuV/m)	(dB)	(dB)	(m)		(°)	(m)	
AV	5.0906G	43.59	54.00	-10.41	2.58	3	Vertical	91	1.37	-
AV	5.2436G	98.15	Inf	-Inf	2.79	3	Vertical	91	1.37	-
AV	5.3846G	42.70	54.00	-11.30	2.97	3	Vertical	91	1.37	-
PK	5.0918G	55.80	74.00	-18.20	2.59	3	Vertical	91	1.37	-
PK	5.2352G	106.77	Inf	-Inf	2.78	3	Vertical	91	1.37	-
PK	5.3732G	54.10	74.00	-19.90	2.95	3	Vertical	91	1.37	-

802.11ac VHT20_Nss1,(MCS0)_1TX

5240MHz_TX

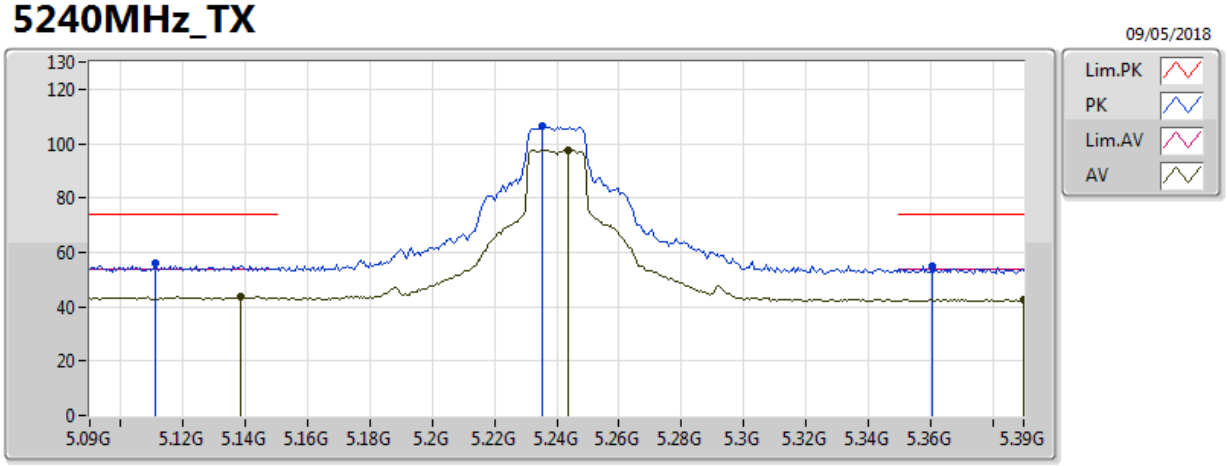

Type	Freq	Level	Limit	Margin	Factor	Dist	Condition	Azimuth	Height	Comments
	(Hz)	(dBuV/m)	(dBuV/m)	(dB)	(dB)	(m)		(°)	(m)	
AV	5.1386G	43.72	54.00	-10.28	2.65	3	Horizontal	66	1.09	-
AV	5.2436G	97.76	Inf	-Inf	2.79	3	Horizontal	66	1.09	-
AV	5.39G	42.60	54.00	-11.40	2.97	3	Horizontal	66	1.09	-
PK	5.111G	56.05	74.00	-17.95	2.62	3	Horizontal	66	1.09	-
PK	5.2352G	106.49	Inf	-Inf	2.78	3	Horizontal	66	1.09	-
PK	5.3606G	54.98	74.00	-19.02	2.94	3	Horizontal	66	1.09	-

802.11ac VHT20_Nss1,(MCS0)_1TX

5240MHz_TX

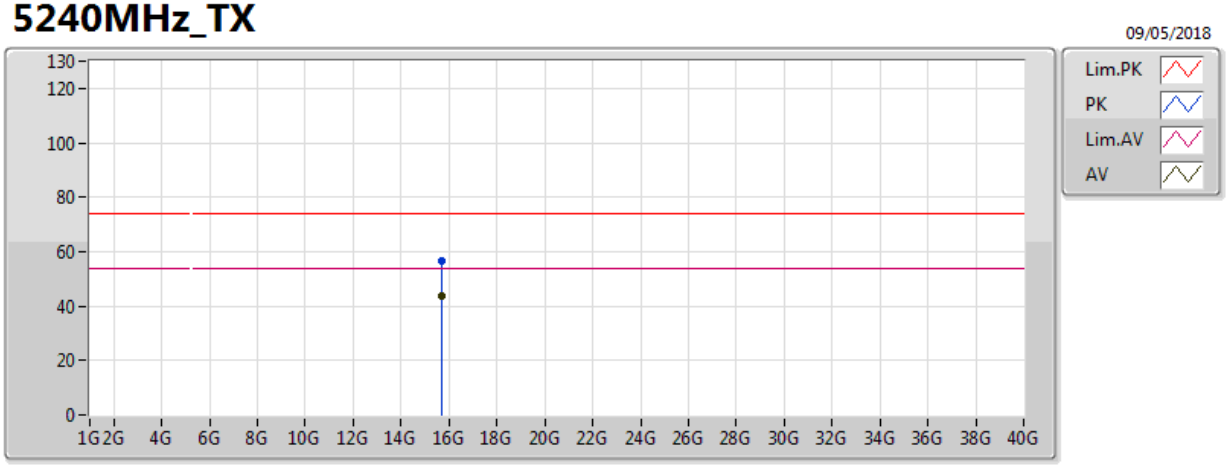

Type	Freq	Level	Limit	Margin	Factor	Dist	Condition	Azimuth	Height	Comments
	(Hz)	(dBuV/m)	(dBuV/m)	(dB)	(dB)	(m)		(°)	(m)	
AV	15.72234G	43.89	54.00	-10.11	12.65	3	Vertical	334	1.56	-
PK	15.7122G	56.46	74.00	-17.54	12.70	3	Vertical	334	1.56	-

802.11ac VHT20_Nss1,(MCS0)_1TX

5240MHz_TX

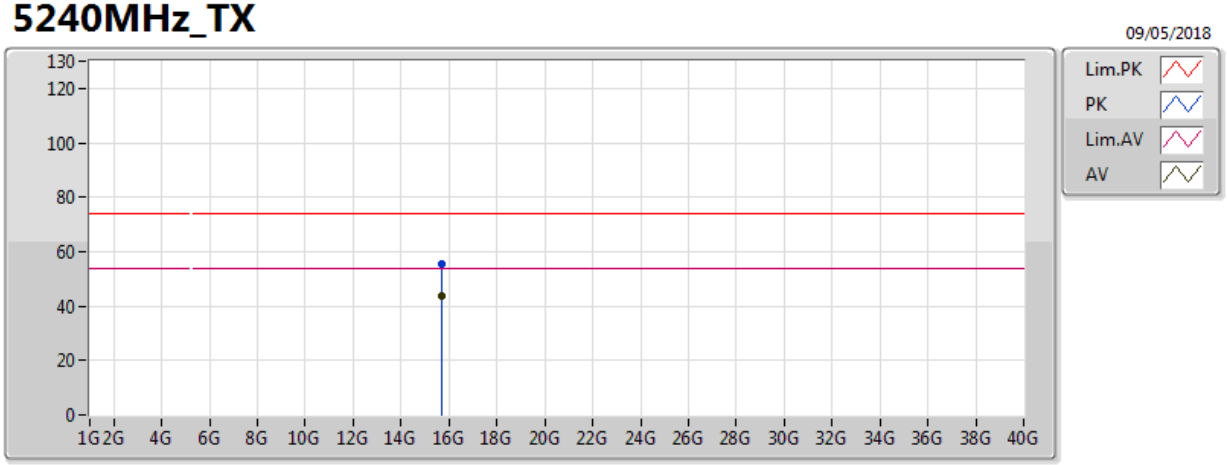

Type	Freq	Level	Limit	Margin	Factor	Dist	Condition	Azimuth	Height	Comments
	(Hz)	(dBuV/m)	(dBuV/m)	(dB)	(dB)	(m)		(°)	(m)	
AV	15.72456G	43.46	54.00	-10.54	12.64	3	Horizontal	311	1.66	-
PK	15.72012G	55.59	74.00	-18.41	12.66	3	Horizontal	311	1.66	-

802.11ac VHT20_Nss1,(MCS0)_1TX

5260MHz_TX

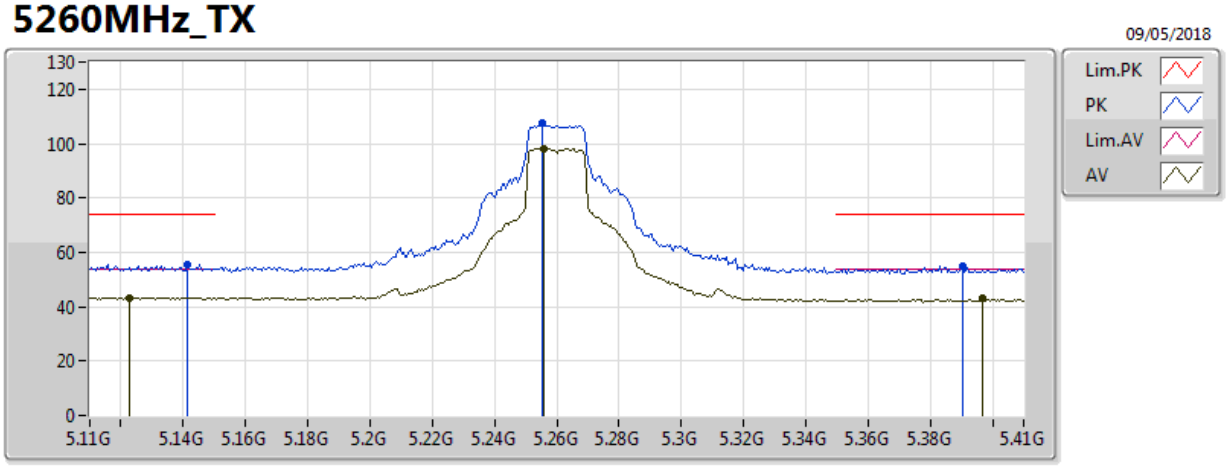

Type	Freq	Level	Limit	Margin	Factor	Dist	Condition	Azimuth	Height	Comments
	(Hz)	(dBuV/m)	(dBuV/m)	(dB)	(dB)	(m)		(°)	(m)	
AV	5.1226G	43.32	54.00	-10.68	2.63	3	Vertical	94	1.34	-
AV	5.2558G	98.34	Inf	-Inf	2.80	3	Vertical	94	1.34	-
AV	5.3968G	42.87	54.00	-11.13	2.99	3	Vertical	94	1.34	-
PK	5.1412G	55.65	74.00	-18.35	2.65	3	Vertical	94	1.34	-
PK	5.2552G	107.31	Inf	-Inf	2.80	3	Vertical	94	1.34	-
PK	5.3902G	54.97	74.00	-19.03	2.97	3	Vertical	94	1.34	-

802.11ac VHT20_Nss1,(MCS0)_1TX

5260MHz_TX

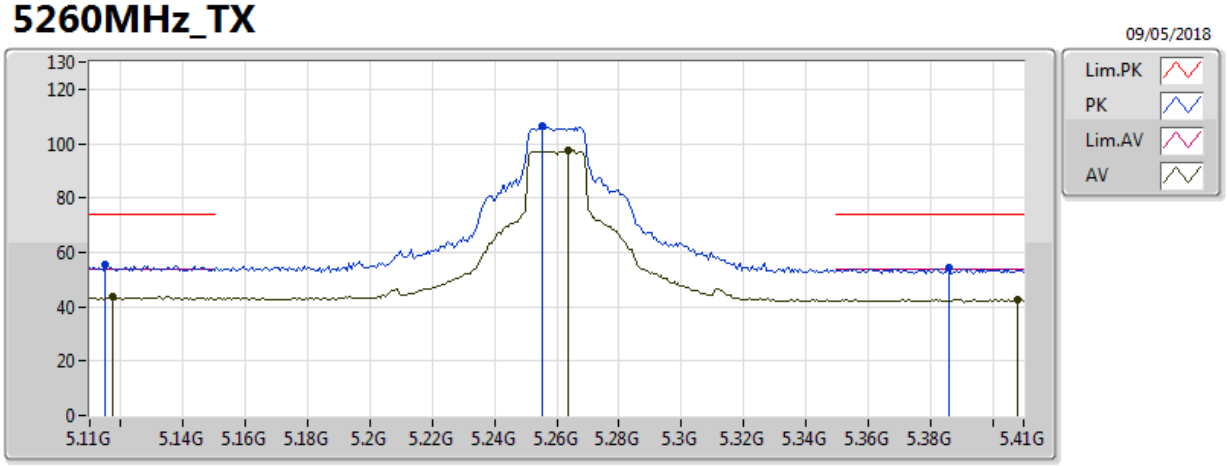

Type	Freq	Level	Limit	Margin	Factor	Dist	Condition	Azimuth	Height	Comments
	(Hz)	(dBuV/m)	(dBuV/m)	(dB)	(dB)	(m)		(°)	(m)	
AV	5.1172G	43.69	54.00	-10.31	2.62	3	Horizontal	53	2.21	-
AV	5.2636G	97.53	Inf	-Inf	2.81	3	Horizontal	53	2.21	-
AV	5.4082G	42.72	54.00	-11.28	3.00	3	Horizontal	53	2.21	-
PK	5.1148G	55.37	74.00	-18.63	2.62	3	Horizontal	53	2.21	-
PK	5.2552G	106.45	Inf	-Inf	2.80	3	Horizontal	53	2.21	-
PK	5.386G	54.09	74.00	-19.91	2.97	3	Horizontal	53	2.21	-

802.11ac VHT20_Nss1,(MCS0)_1TX

5260MHz_TX

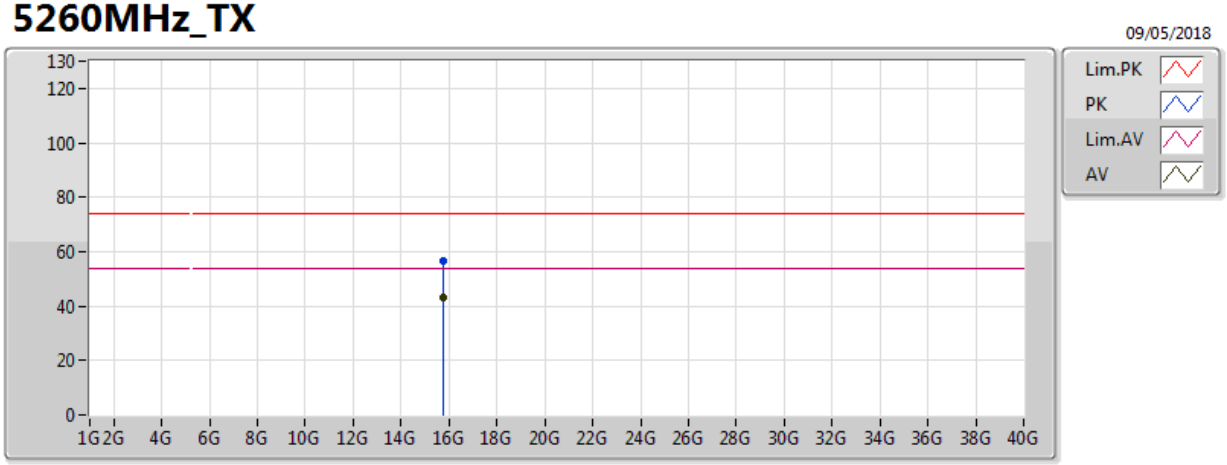

Type	Freq	Level	Limit	Margin	Factor	Dist	Condition	Azimuth	Height	Comments
	(Hz)	(dBuV/m)	(dBuV/m)	(dB)	(dB)	(m)		(°)	(m)	
AV	15.78516G	43.35	54.00	-10.65	12.38	3	Vertical	333	1.64	-
PK	15.76542G	56.55	74.00	-17.45	12.46	3	Vertical	333	1.64	-

802.11ac VHT20_Nss1,(MCS0)_1TX

5260MHz_TX

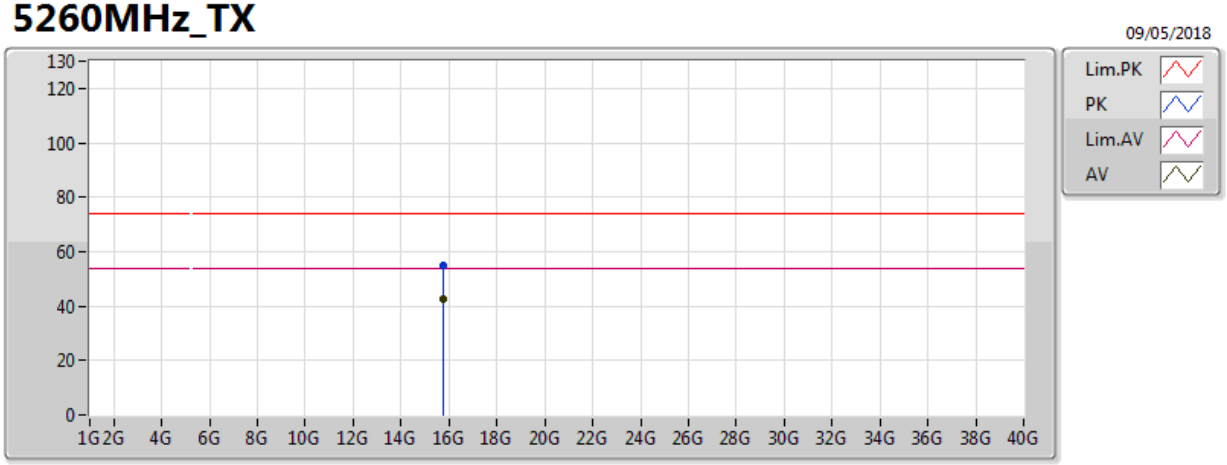

Type	Freq	Level	Limit	Margin	Factor	Dist	Condition	Azimuth	Height	Comments
	(Hz)	(dBuV/m)	(dBuV/m)	(dB)	(dB)	(m)		(°)	(m)	
AV	15.78474G	42.72	54.00	-11.28	12.38	3	Horizontal	282	1.93	-
PK	15.77142G	54.89	74.00	-19.11	12.44	3	Horizontal	282	1.93	-

802.11ac VHT20_Nss1,(MCS0)_1TX

5300MHz_TX

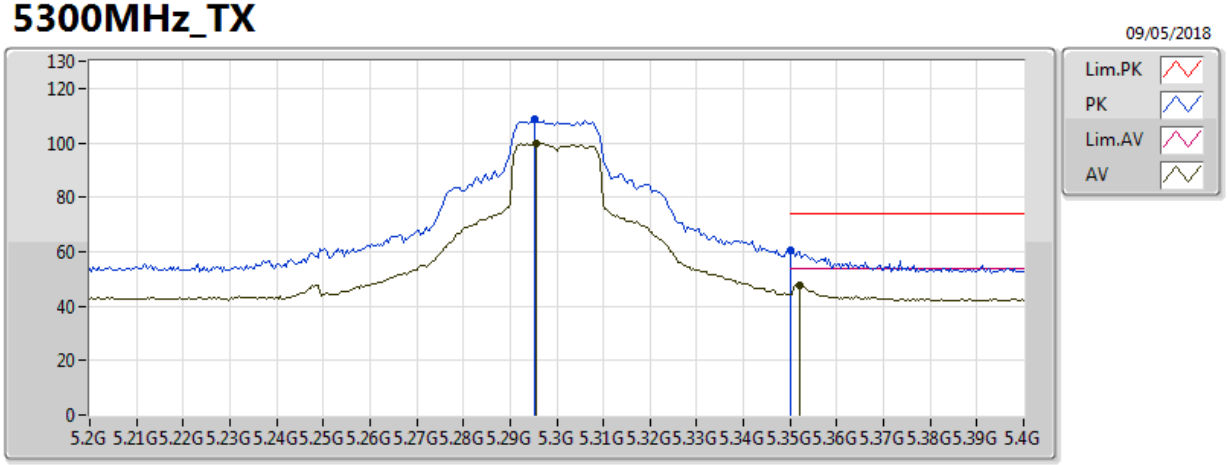

Type	Freq	Level	Limit	Margin	Factor	Dist	Condition	Azimuth	Height	Comments
	(Hz)	(dBuV/m)	(dBuV/m)	(dB)	(dB)	(m)		(°)	(m)	
AV	5.2956G	99.70	Inf	-Inf	2.85	3	Vertical	105	2.38	-
AV	5.352G	47.66	54.00	-6.34	2.93	3	Vertical	105	2.38	-
PK	5.2952G	108.68	Inf	-Inf	2.85	3	Vertical	105	2.38	-
PK	5.350005G	60.74	74.00	-13.26	2.93	3	Vertical	105	2.38	-

802.11ac VHT20_Nss1,(MCS0)_1TX

5300MHz_TX

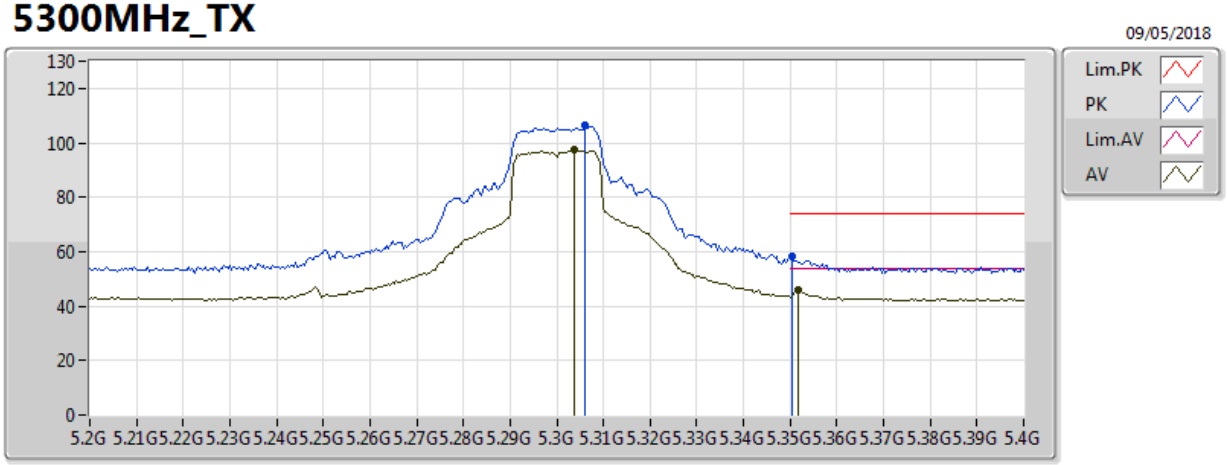

Type	Freq	Level	Limit	Margin	Factor	Dist	Condition	Azimuth	Height	Comments
	(Hz)	(dBuV/m)	(dBuV/m)	(dB)	(dB)	(m)		(°)	(m)	
AV	5.3036G	97.36	Inf	-Inf	2.86	3	Horizontal	52	1.29	-
AV	5.3516G	46.08	54.00	-7.92	2.93	3	Horizontal	52	1.29	-
PK	5.306G	106.36	Inf	-Inf	2.87	3	Horizontal	52	1.29	-
PK	5.3504G	58.32	74.00	-15.68	2.93	3	Horizontal	52	1.29	-

802.11ac VHT20_Nss1,(MCS0)_1TX

5300MHz_TX

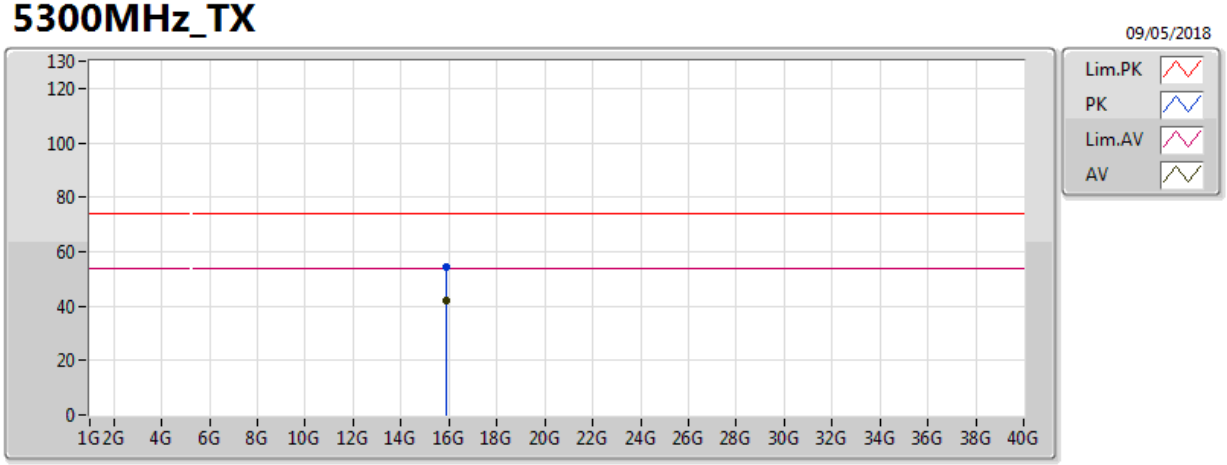

Type	Freq	Level	Limit	Margin	Factor	Dist	Condition	Azimuth	Height	Comments
	(Hz)	(dBuV/m)	(dBuV/m)	(dB)	(dB)	(m)		(°)	(m)	
AV	15.89418G	41.98	54.00	-12.02	11.90	3	Vertical	321	1.50	-
PK	15.89304G	54.61	74.00	-19.39	11.90	3	Vertical	321	1.50	-

802.11ac VHT20_Nss1,(MCS0)_1TX

5300MHz_TX

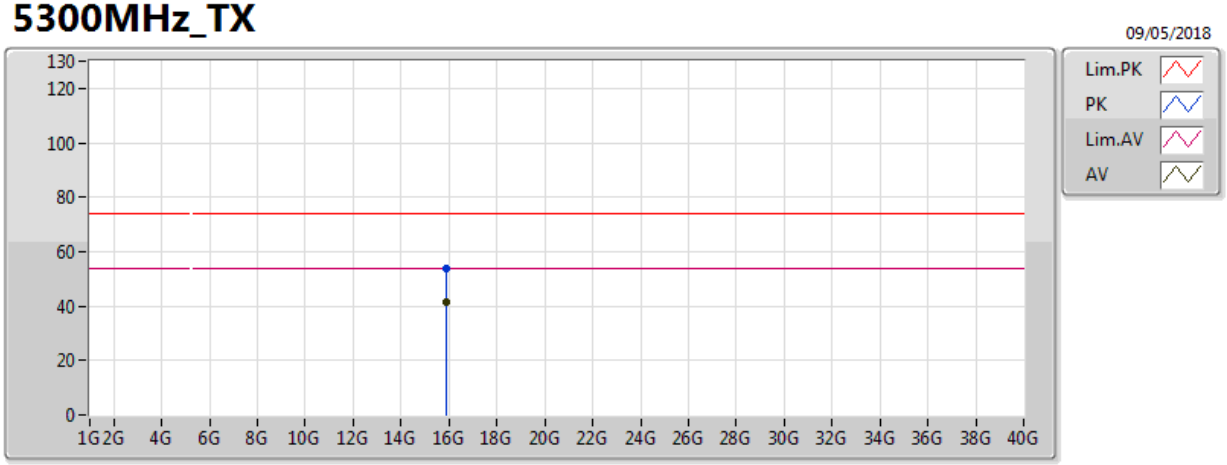

Type	Freq	Level	Limit	Margin	Factor	Dist	Condition	Azimuth	Height	Comments
	(Hz)	(dBuV/m)	(dBuV/m)	(dB)	(dB)	(m)		(°)	(m)	
AV	15.8979G	41.33	54.00	-12.67	11.88	3	Horizontal	294	1.52	-
PK	15.89988G	53.76	74.00	-20.24	11.87	3	Horizontal	294	1.52	-

802.11ac VHT20_Nss1,(MCS0)_1TX

5320MHz_TX

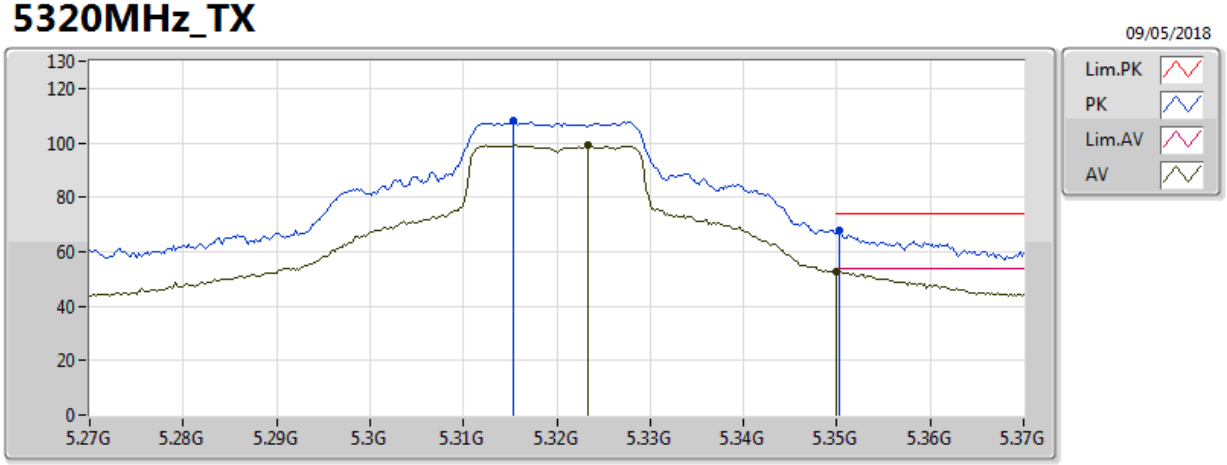

Type	Freq	Level	Limit	Margin	Factor	Dist	Condition	Azimuth	Height	Comments
	(Hz)	(dBuV/m)	(dBuV/m)	(dB)	(dB)	(m)		(°)	(m)	
AV	5.3234G	99.09	Inf	-Inf	2.89	3	Vertical	103	2.27	-
AV	5.350005G	52.66	54.00	-1.34	2.93	3	Vertical	103	2.27	-
PK	5.3154G	108.11	Inf	-Inf	2.88	3	Vertical	103	2.27	-
PK	5.3502G	67.63	74.00	-6.37	2.93	3	Vertical	103	2.27	-

802.11ac VHT20_Nss1,(MCS0)_1TX

5320MHz_TX

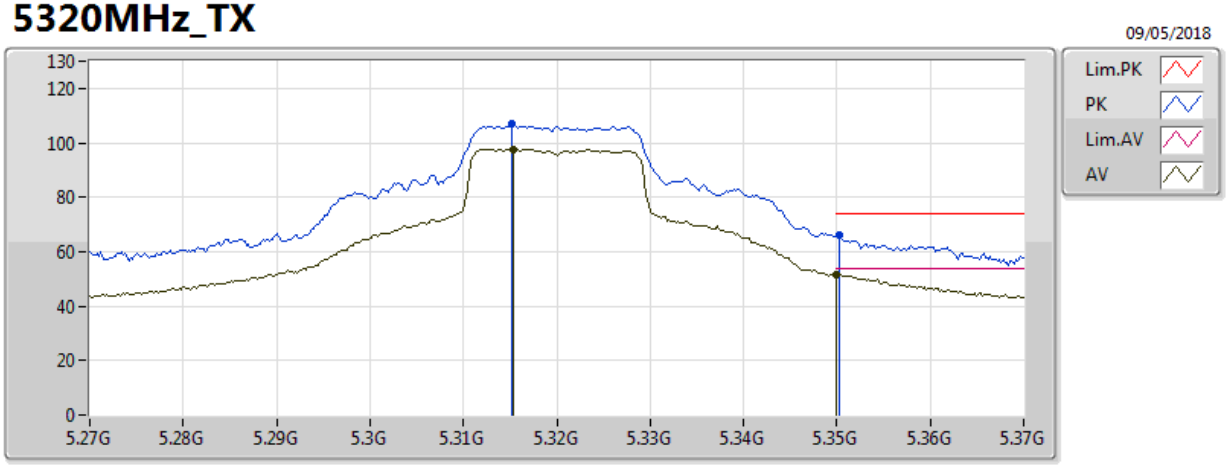

Type	Freq	Level	Limit	Margin	Factor	Dist	Condition	Azimuth	Height	Comments
	(Hz)	(dBuV/m)	(dBuV/m)	(dB)	(dB)	(m)		(°)	(m)	
AV	5.3154G	97.71	Inf	-Inf	2.88	3	Horizontal	54	2.18	-
AV	5.350005G	51.46	54.00	-2.54	2.93	3	Horizontal	54	2.18	-
PK	5.3152G	106.75	Inf	-Inf	2.88	3	Horizontal	54	2.18	-
PK	5.3502G	65.96	74.00	-8.04	2.93	3	Horizontal	54	2.18	-

802.11ac VHT20_Nss1,(MCS0)_1TX

5320MHz_TX

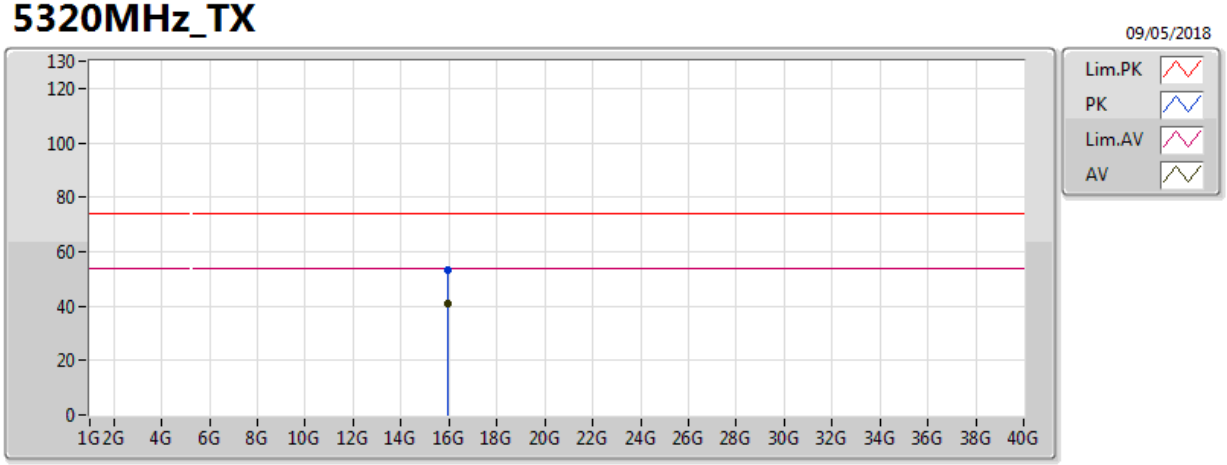

Type	Freq	Level	Limit	Margin	Factor	Dist	Condition	Azimuth	Height	Comments
	(Hz)	(dBuV/m)	(dBuV/m)	(dB)	(dB)	(m)		(°)	(m)	
AV	15.96378G	41.14	54.00	-12.86	11.59	3	Vertical	349	1.64	-
PK	15.96264G	53.11	74.00	-20.89	11.59	3	Vertical	349	1.64	-

802.11ac VHT20_Nss1,(MCS0)_1TX

5320MHz_TX

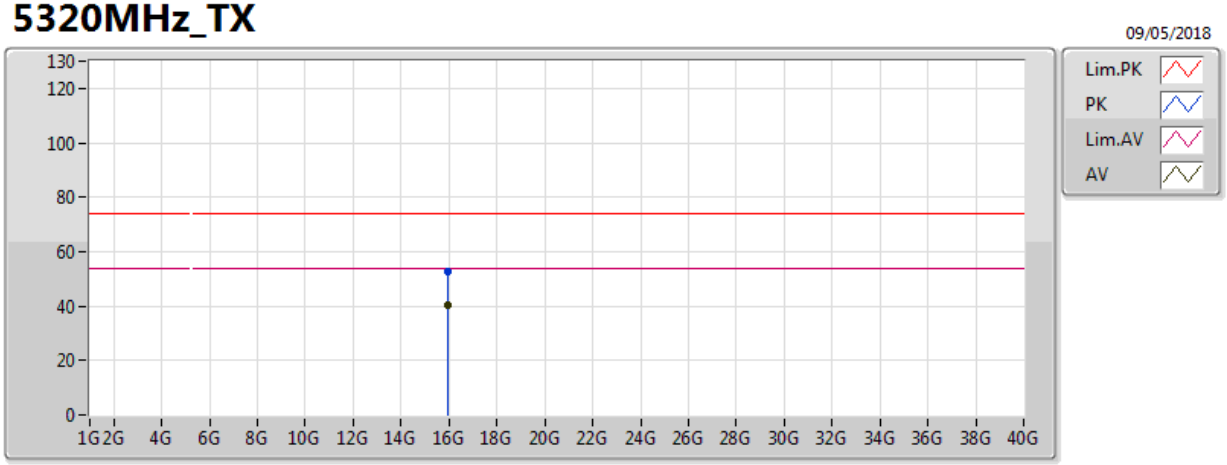

Type	Freq	Level	Limit	Margin	Factor	Dist	Condition	Azimuth	Height	Comments
	(Hz)	(dBuV/m)	(dBuV/m)	(dB)	(dB)	(m)		(°)	(m)	
AV	15.94986G	40.09	54.00	-13.91	11.65	3	Horizontal	234	1.50	-
PK	15.96702G	52.78	74.00	-21.22	11.58	3	Horizontal	234	1.50	-

802.11ac VHT20_Nss1,(MCS0)_1TX

5500MHz_TX

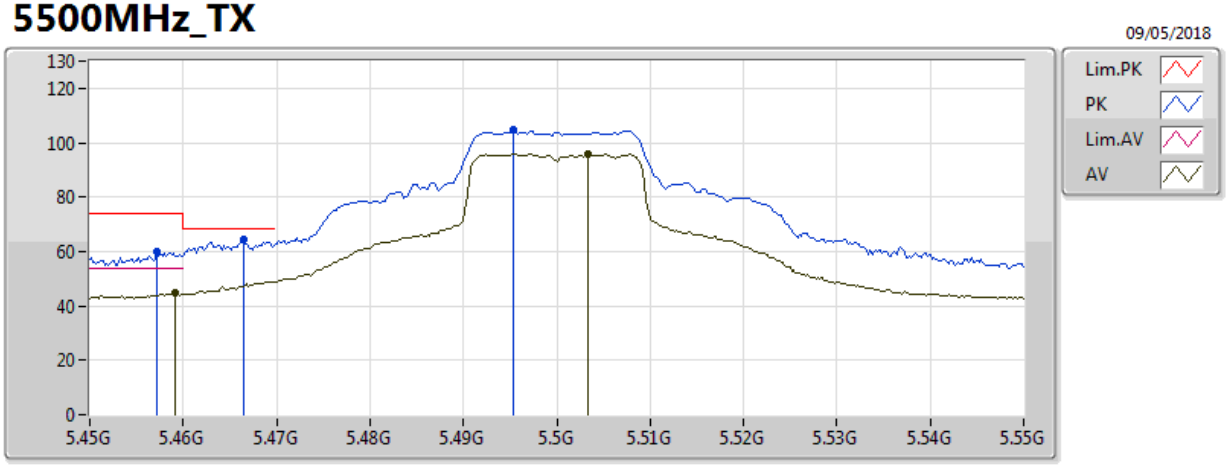

Type	Freq	Level	Limit	Margin	Factor	Dist	Condition	Azimuth	Height	Comments
	(Hz)	(dBuV/m)	(dBuV/m)	(dB)	(dB)	(m)		(°)	(m)	
AV	5.4592G	44.60	54.00	-9.40	3.07	3	Vertical	78	1.49	-
AV	5.5034G	95.69	Inf	-Inf	3.13	3	Vertical	78	1.49	-
PK	5.4572G	60.02	74.00	-13.98	3.06	3	Vertical	78	1.49	-
PK	5.4664G	64.20	68.20	-4.00	3.08	3	Vertical	78	1.49	-
PK	5.4954G	104.69	Inf	-Inf	3.11	3	Vertical	78	1.49	-

802.11ac VHT20_Nss1,(MCS0)_1TX

5500MHz_TX

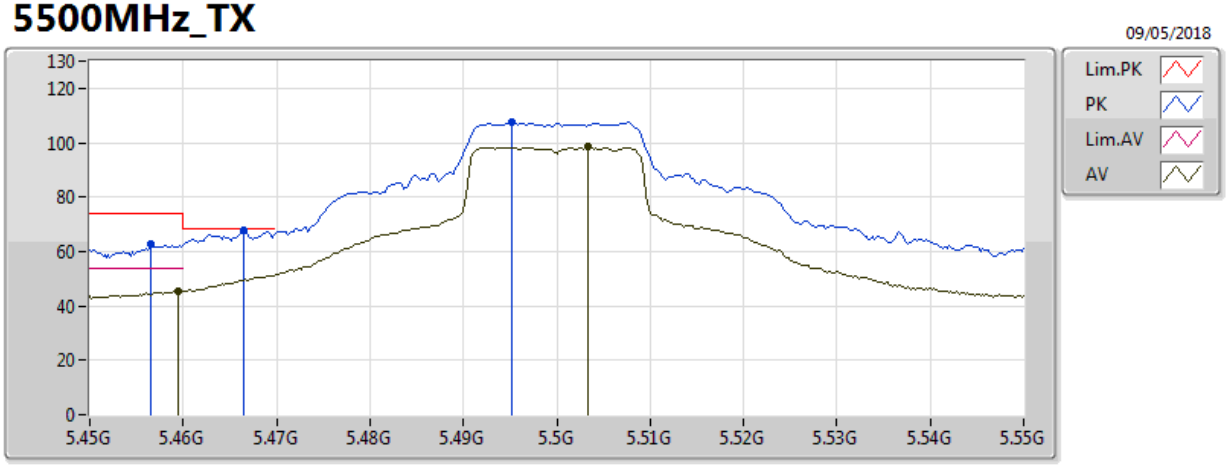

Type	Freq	Level	Limit	Margin	Factor	Dist	Condition	Azimuth	Height	Comments
	(Hz)	(dBuV/m)	(dBuV/m)	(dB)	(dB)	(m)		(°)	(m)	
AV	5.4594G	45.60	54.00	-8.40	3.07	3	Horizontal	297	1.00	-
AV	5.5034G	98.38	Inf	-Inf	3.13	3	Horizontal	297	1.00	-
PK	5.4566G	62.59	74.00	-11.41	3.06	3	Horizontal	297	1.00	-
PK	5.4664G	67.63	68.20	-0.57	3.08	3	Horizontal	297	1.00	-
PK	5.4952G	107.85	Inf	-Inf	3.11	3	Horizontal	297	1.00	-

802.11ac VHT20_Nss1,(MCS0)_1TX

5500MHz_TX

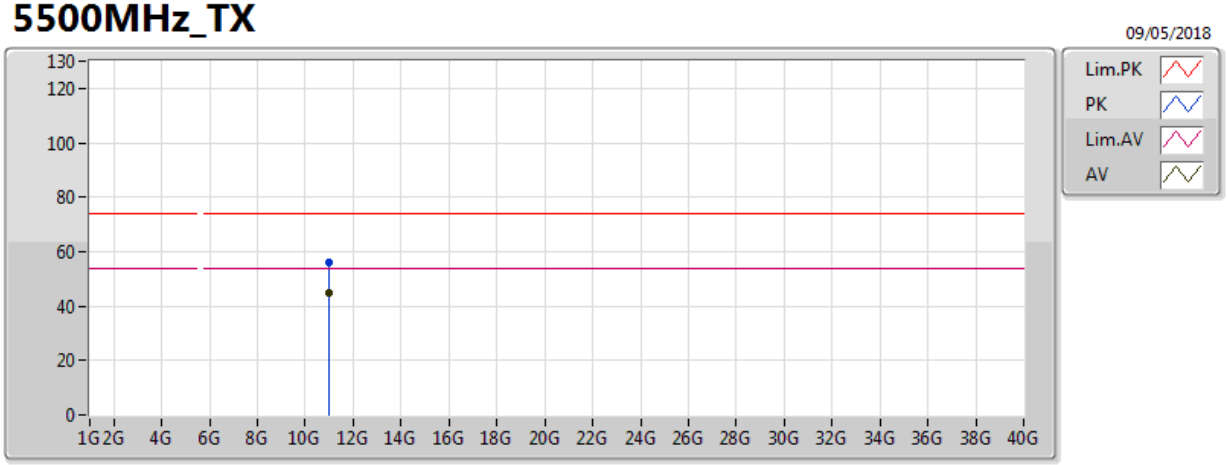

Type	Freq	Level	Limit	Margin	Factor	Dist	Condition	Azimuth	Height	Comments
	(Hz)	(dBuV/m)	(dBuV/m)	(dB)	(dB)	(m)		(°)	(m)	
AV	10.99994G	44.68	54.00	-9.32	13.75	3	Vertical	337	1.00	-
PK	11G	55.89	74.00	-18.11	13.75	3	Vertical	337	1.00	-

802.11ac VHT20_Nss1,(MCS0)_1TX

5500MHz_TX

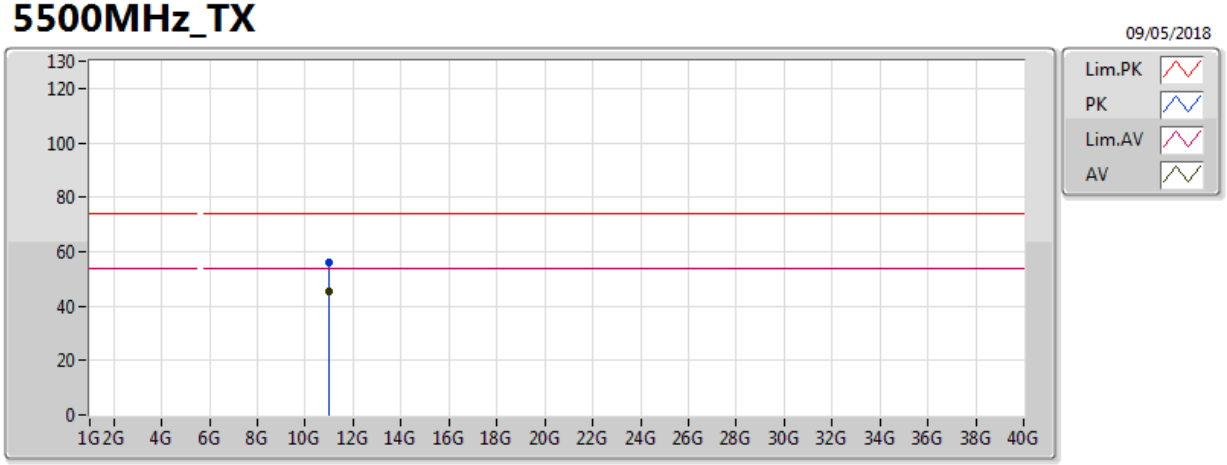

Type	Freq	Level	Limit	Margin	Factor	Dist	Condition	Azimuth	Height	Comments
	(Hz)	(dBuV/m)	(dBuV/m)	(dB)	(dB)	(m)		(°)	(m)	
AV	11G	45.29	54.00	-8.71	13.75	3	Horizontal	326	1.93	-
PK	10.9997G	55.78	74.00	-18.22	13.75	3	Horizontal	326	1.93	-

802.11ac VHT20_Nss1,(MCS0)_1TX

5580MHz_TX

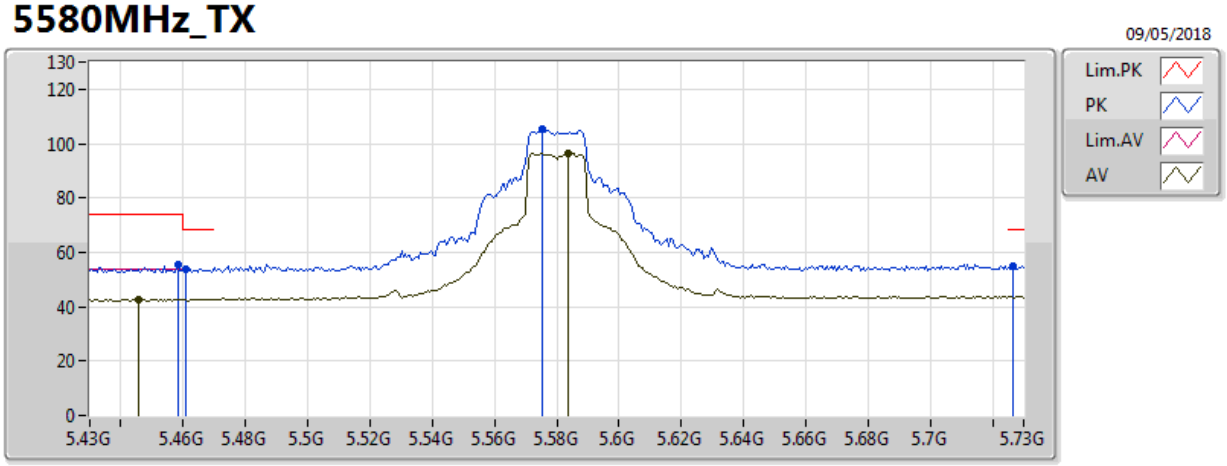

Type	Freq	Level	Limit	Margin	Factor	Dist	Condition	Azimuth	Height	Comments
	(Hz)	(dBuV/m)	(dBuV/m)	(dB)	(dB)	(m)		(°)	(m)	
AV	5.4456G	42.79	54.00	-11.21	3.05	3	Vertical	340	1.35	-
AV	5.5836G	96.28	Inf	-Inf	3.27	3	Vertical	340	1.35	-
PK	5.4582G	55.36	74.00	-18.64	3.06	3	Vertical	340	1.35	-
PK	5.4606G	53.72	68.20	-14.48	3.07	3	Vertical	340	1.35	-
PK	5.5752G	105.10	Inf	-Inf	3.26	3	Vertical	340	1.35	-
PK	5.7264G	54.82	68.20	-13.38	3.54	3	Vertical	340	1.35	-

802.11ac VHT20_Nss1,(MCS0)_1TX

5580MHz_TX

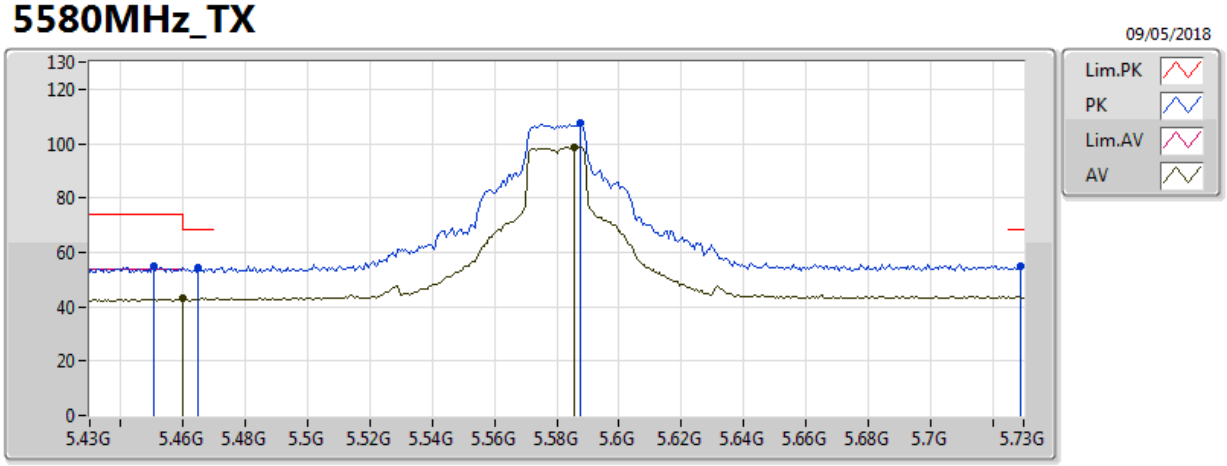

Type	Freq	Level	Limit	Margin	Factor	Dist	Condition	Azimuth	Height	Comments
	(Hz)	(dBuV/m)	(dBuV/m)	(dB)	(dB)	(m)		(°)	(m)	
AV	5.459995G	42.92	54.00	-11.08	3.07	3	Horizontal	68	1.10	-
AV	5.5854G	98.60	Inf	-Inf	3.28	3	Horizontal	68	1.10	-
PK	5.4504G	54.70	74.00	-19.30	3.06	3	Horizontal	68	1.10	-
PK	5.4648G	54.17	68.20	-14.03	3.08	3	Horizontal	68	1.10	-
PK	5.5878G	107.49	Inf	-Inf	3.28	3	Horizontal	68	1.10	-
PK	5.7288G	55.05	68.20	-13.15	3.54	3	Horizontal	68	1.10	-

802.11ac VHT20_Nss1,(MCS0)_1TX

5580MHz_TX

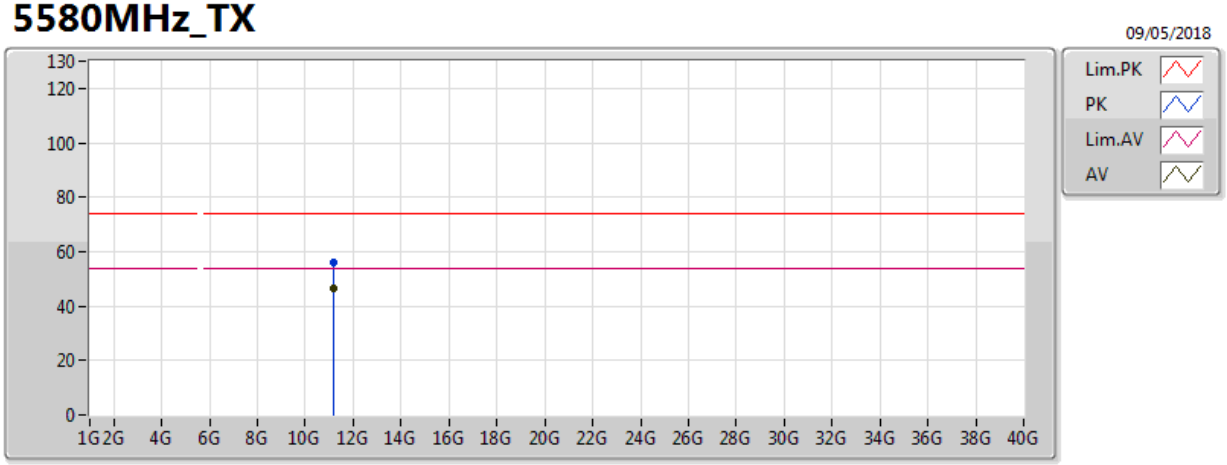

Type	Freq	Level	Limit	Margin	Factor	Dist	Condition	Azimuth	Height	Comments
	(Hz)	(dBuV/m)	(dBuV/m)	(dB)	(dB)	(m)		(°)	(m)	
AV	11.15994G	46.62	54.00	-7.38	13.62	3	Vertical	318	1.82	-
PK	11.15994G	55.91	74.00	-18.09	13.62	3	Vertical	318	1.82	-

802.11ac VHT20_Nss1,(MCS0)_1TX

5580MHz_TX

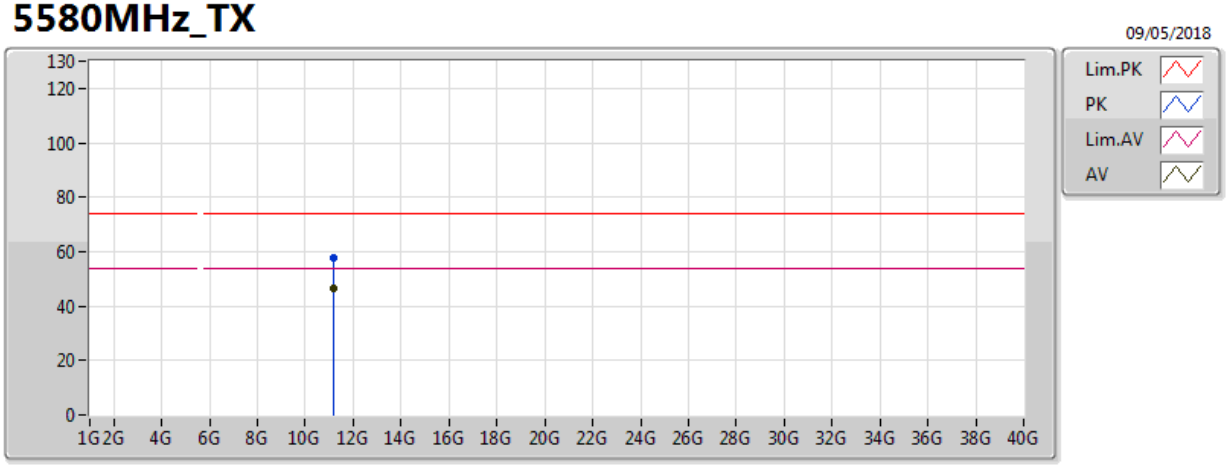

Type	Freq	Level	Limit	Margin	Factor	Dist	Condition	Azimuth	Height	Comments
	(Hz)	(dBuV/m)	(dBuV/m)	(dB)	(dB)	(m)		(°)	(m)	
AV	11.15988G	46.70	54.00	-7.30	13.62	3	Horizontal	329	1.96	-
PK	11.16072G	57.55	74.00	-16.45	13.62	3	Horizontal	329	1.96	-

802.11ac VHT20_Nss1,(MCS0)_1TX

5700MHz_TX

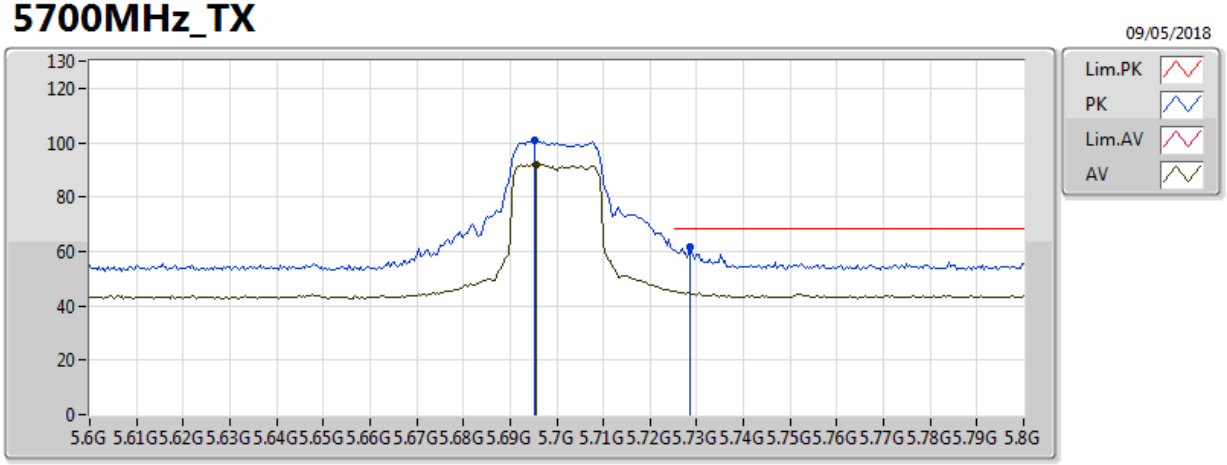

Type	Freq	Level	Limit	Margin	Factor	Dist	Condition	Azimuth	Height	Comments
	(Hz)	(dBuV/m)	(dBuV/m)	(dB)	(dB)	(m)		(°)	(m)	
AV	5.6956G	92.04	Inf	-Inf	3.48	3	Vertical	337	1.99	-
PK	5.6952G	100.89	Inf	-Inf	3.48	3	Vertical	337	1.99	-
PK	5.7284G	61.63	68.20	-6.57	3.54	3	Vertical	337	1.99	-

802.11ac VHT20_Nss1,(MCS0)_1TX

5700MHz_TX

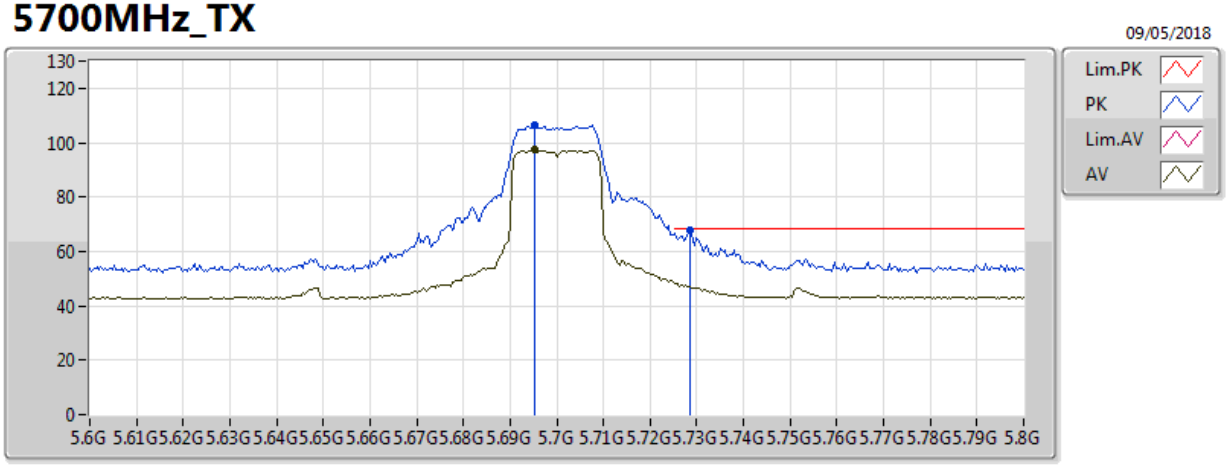

Type	Freq	Level	Limit	Margin	Factor	Dist	Condition	Azimuth	Height	Comments
	(Hz)	(dBuV/m)	(dBuV/m)	(dB)	(dB)	(m)		(°)	(m)	
AV	5.6952G	97.23	Inf	-Inf	3.48	3	Horizontal	293	1.10	-
PK	5.6952G	106.72	Inf	-Inf	3.48	3	Horizontal	293	1.10	-
PK	5.7284G	68.01	68.20	-0.19	3.54	3	Horizontal	293	1.10	-

802.11ac VHT20_Nss1,(MCS0)_1TX

5700MHz_TX

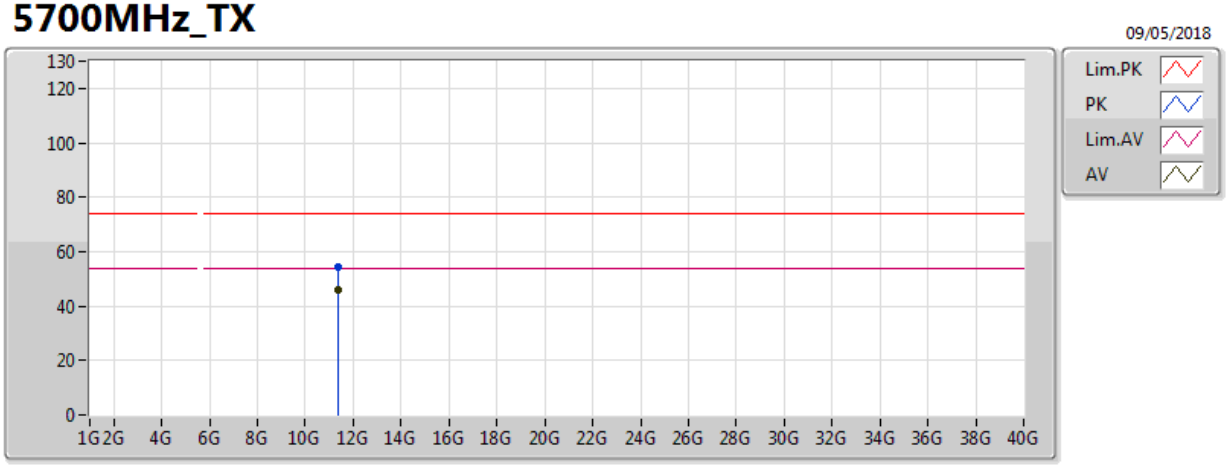

Type	Freq	Level	Limit	Margin	Factor	Dist	Condition	Azimuth	Height	Comments
	(Hz)	(dBuV/m)	(dBuV/m)	(dB)	(dB)	(m)		(°)	(m)	
AV	11.39988G	46.09	54.00	-7.91	13.43	3	Vertical	324	1.90	-
PK	11.39982G	54.60	74.00	-19.40	13.43	3	Vertical	324	1.90	-

802.11ac VHT20_Nss1,(MCS0)_1TX

5700MHz_TX

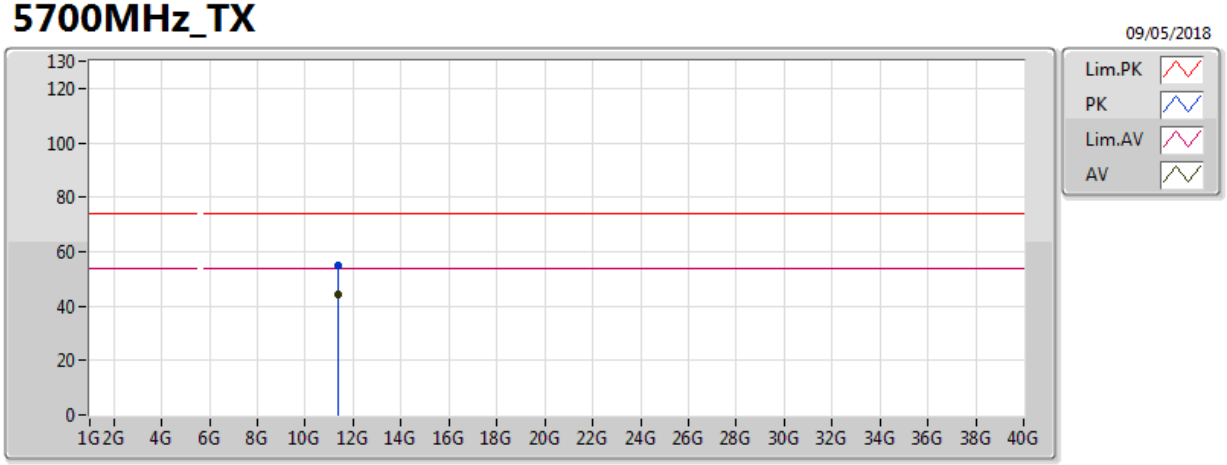

Type	Freq	Level	Limit	Margin	Factor	Dist	Condition	Azimuth	Height	Comments
	(Hz)	(dBuV/m)	(dBuV/m)	(dB)	(dB)	(m)		(°)	(m)	
AV	11.39982G	44.12	54.00	-9.88	13.43	3	Horizontal	327	1.97	-
PK	11.4G	54.90	74.00	-19.10	13.43	3	Horizontal	327	1.97	-

802.11ac VHT20_Nss1,(MCS0)_1TX

5720MHz Straddle 5.47-5.725GHz_TX

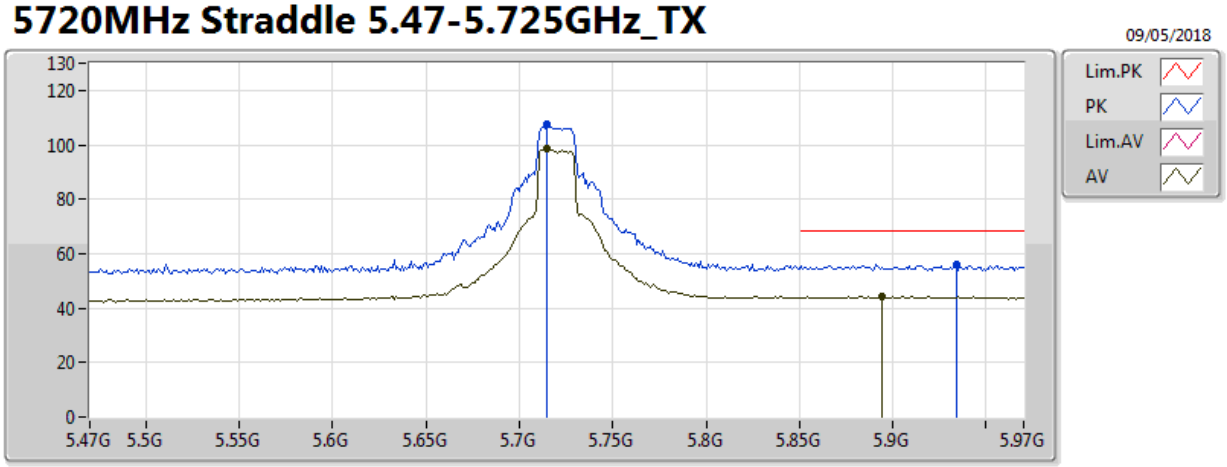

Type	Freq	Level	Limit	Margin	Factor	Dist	Condition	Azimuth	Height	Comments
	(Hz)	(dBuV/m)	(dBuV/m)	(dB)	(dB)	(m)		(°)	(m)	
AV	5.715G	98.43	Inf	-Inf	3.52	3	Vertical	98	1.10	-
AV	5.894G	44.33	Inf	-Inf	3.85	3	Vertical	98	1.10	-
PK	5.715G	107.41	Inf	-Inf	3.52	3	Vertical	98	1.10	-
PK	5.934G	56.14	68.20	-12.06	3.92	3	Vertical	98	1.10	-

802.11ac VHT20_Nss1,(MCS0)_1TX

5720MHz Straddle 5.47-5.725GHz_TX

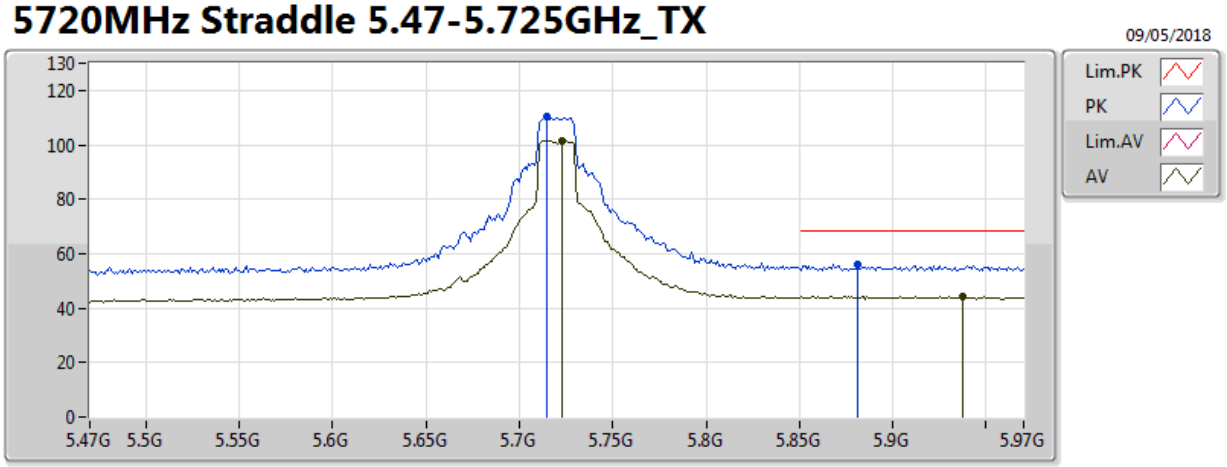

Type	Freq	Level	Limit	Margin	Factor	Dist	Condition	Azimuth	Height	Comments
	(Hz)	(dBuV/m)	(dBuV/m)	(dB)	(dB)	(m)		(°)	(m)	
AV	5.723G	101.54	Inf	-Inf	3.53	3	Horizontal	291	1.00	-
AV	5.937G	44.31	Inf	-Inf	3.93	3	Horizontal	291	1.00	-
PK	5.715G	110.57	Inf	-Inf	3.52	3	Horizontal	291	1.00	-
PK	5.881G	56.05	68.20	-12.15	3.82	3	Horizontal	291	1.00	-

802.11ac VHT20_Nss1,(MCS0)_1TX

5720MHz Straddle 5.47-5.725GHz_TX

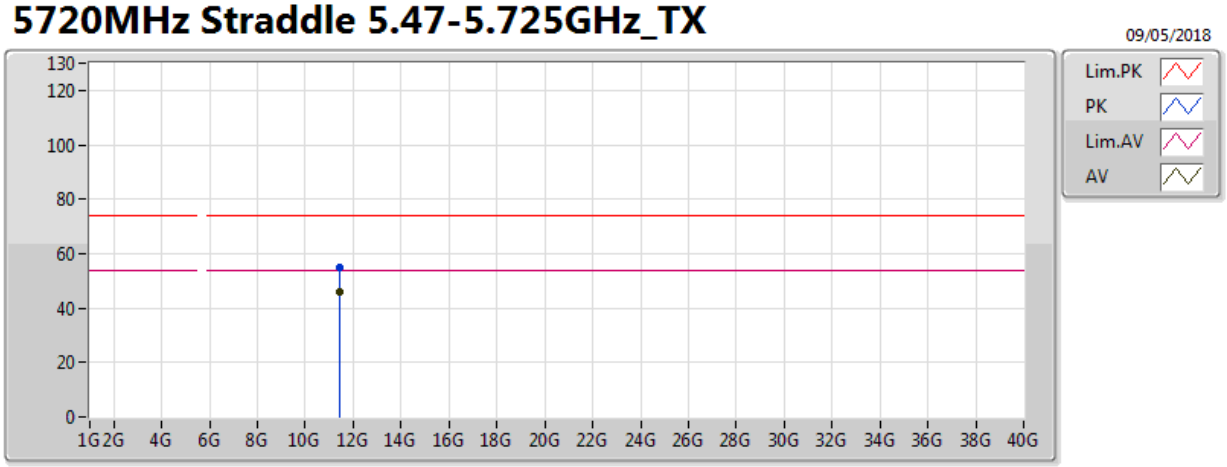

Type	Freq	Level	Limit	Margin	Factor	Dist	Condition	Azimuth	Height	Comments
	(Hz)	(dBuV/m)	(dBuV/m)	(dB)	(dB)	(m)		(°)	(m)	
AV	11.43988G	45.98	54.00	-8.02	13.39	3	Vertical	322	1.93	-
PK	11.43976G	54.86	74.00	-19.14	13.39	3	Vertical	322	1.93	-

802.11ac VHT20_Nss1,(MCS0)_1TX

5720MHz Straddle 5.47-5.725GHz_TX

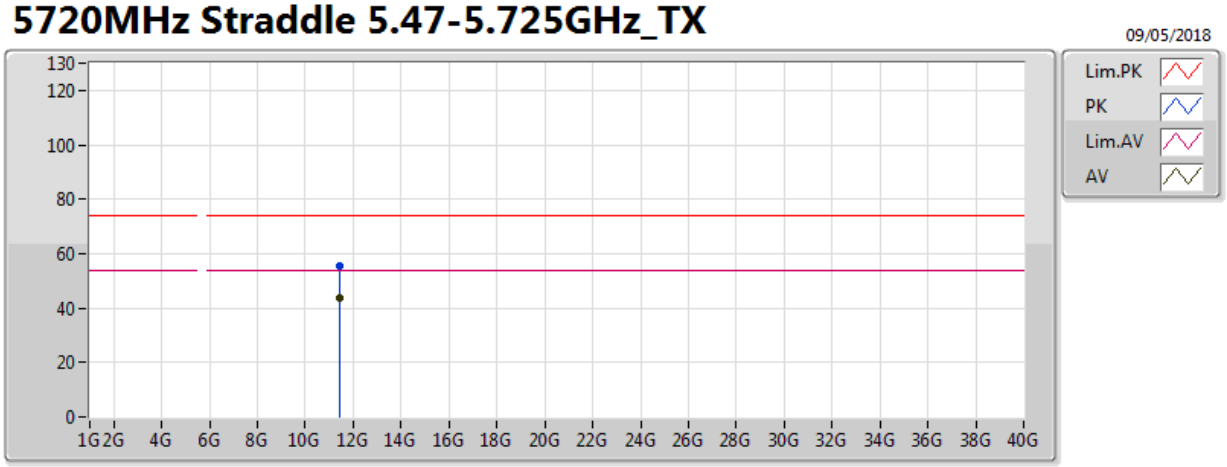

Type	Freq	Level	Limit	Margin	Factor	Dist	Condition	Azimuth	Height	Comments
	(Hz)	(dBuV/m)	(dBuV/m)	(dB)	(dB)	(m)		(°)	(m)	
AV	11.43994G	43.85	54.00	-10.15	13.39	3	Horizontal	330	1.66	-
PK	11.44102G	55.58	74.00	-18.42	13.39	3	Horizontal	330	1.66	-

802.11ac VHT20_Nss1,(MCS0)_1TX

5745MHz_TX

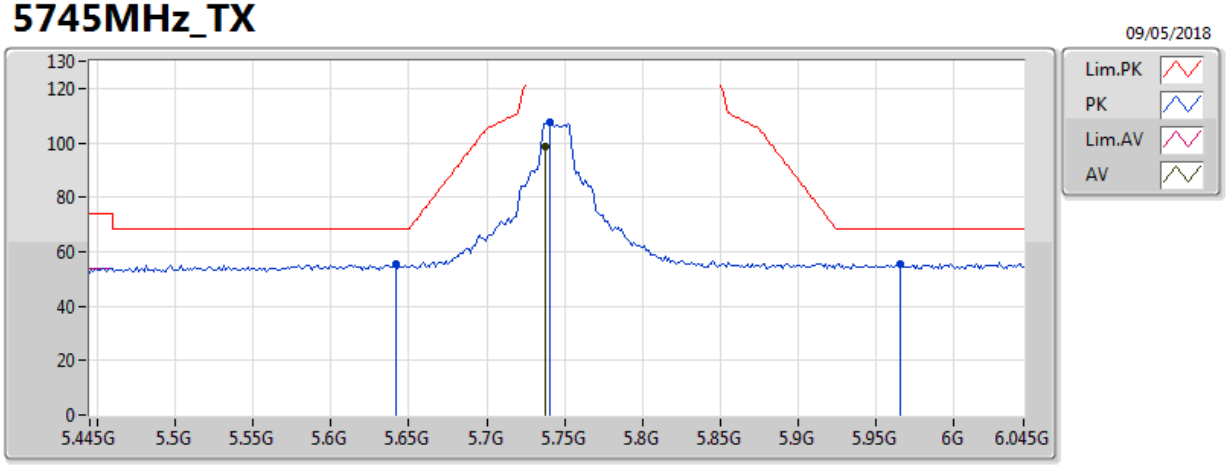

Type	Freq	Level	Limit	Margin	Factor	Dist	Condition	Azimuth	Height	Comments
	(Hz)	(dBuV/m)	(dBuV/m)	(dB)	(dB)	(m)		(°)	(m)	
AV	5.7378G	98.74	Inf	-Inf	3.56	3	Vertical	99	1.07	-
PK	5.6418G	55.70	68.20	-12.50	3.38	3	Vertical	99	1.07	-
PK	5.7402G	107.32	Inf	-Inf	3.56	3	Vertical	99	1.07	-
PK	5.9658G	55.64	68.20	-12.56	3.98	3	Vertical	99	1.07	-

802.11ac VHT20_Nss1,(MCS0)_1TX

5745MHz_TX

09/05/2018

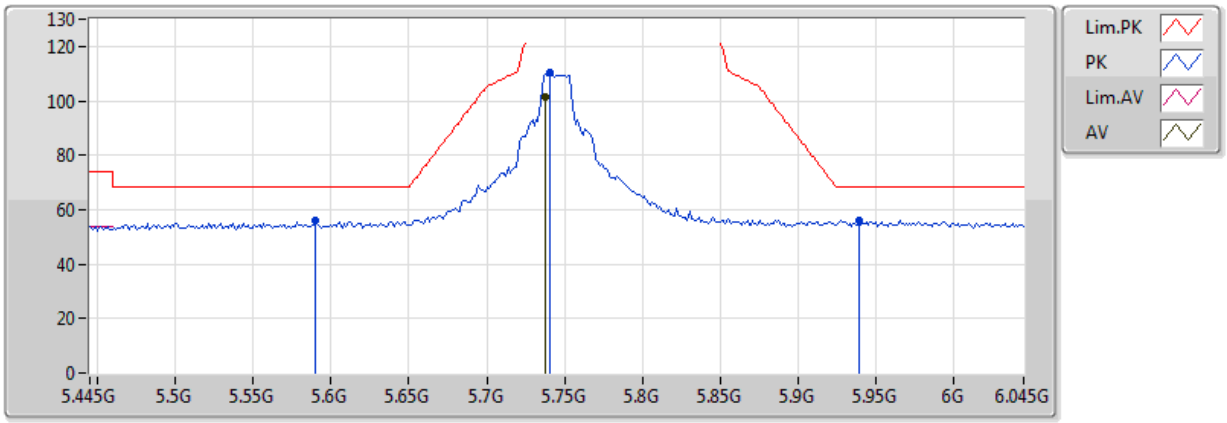

Type	Freq	Level	Limit	Margin	Factor	Dist	Condition	Azimuth	Height	Comments
	(Hz)	(dBuV/m)	(dBuV/m)	(dB)	(dB)	(m)		(°)	(m)	
AV	5.7378G	101.41	Inf	-Inf	3.56	3	Horizontal	293	1.07	-
PK	5.5902G	55.93	68.20	-12.27	3.29	3	Horizontal	293	1.07	-
PK	5.7402G	110.31	Inf	-Inf	3.56	3	Horizontal	293	1.07	-
PK	5.9394G	55.84	68.20	-12.36	3.94	3	Horizontal	293	1.07	-

802.11ac VHT20_Nss1,(MCS0)_1TX

5745MHz_TX

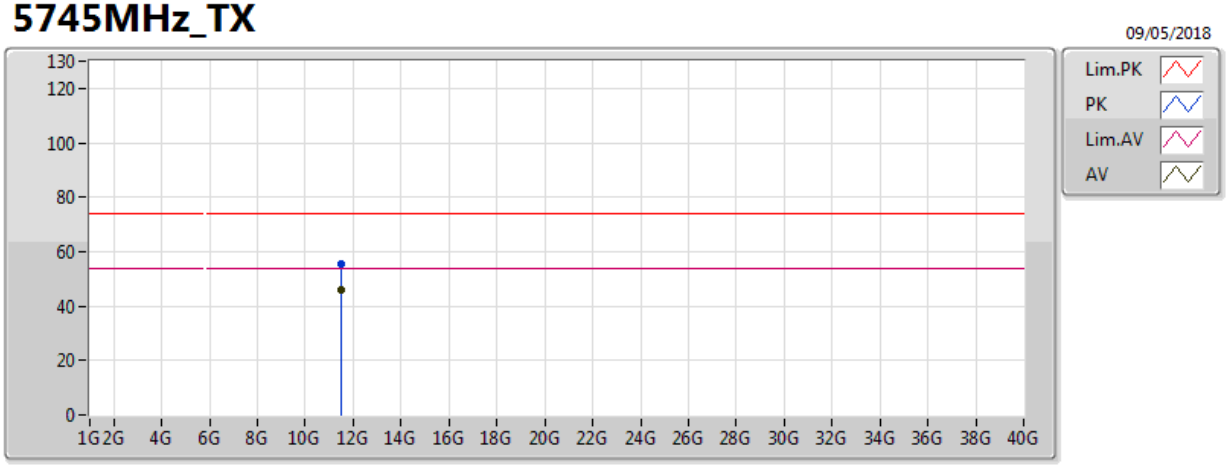

Type	Freq	Level	Limit	Margin	Factor	Dist	Condition	Azimuth	Height	Comments
	(Hz)	(dBuV/m)	(dBuV/m)	(dB)	(dB)	(m)		(°)	(m)	
AV	11.48988G	46.14	54.00	-7.86	13.35	3	Vertical	317	1.76	-
PK	11.49024G	55.53	74.00	-18.47	13.35	3	Vertical	317	1.76	-

802.11ac VHT20_Nss1,(MCS0)_1TX

5745MHz_TX

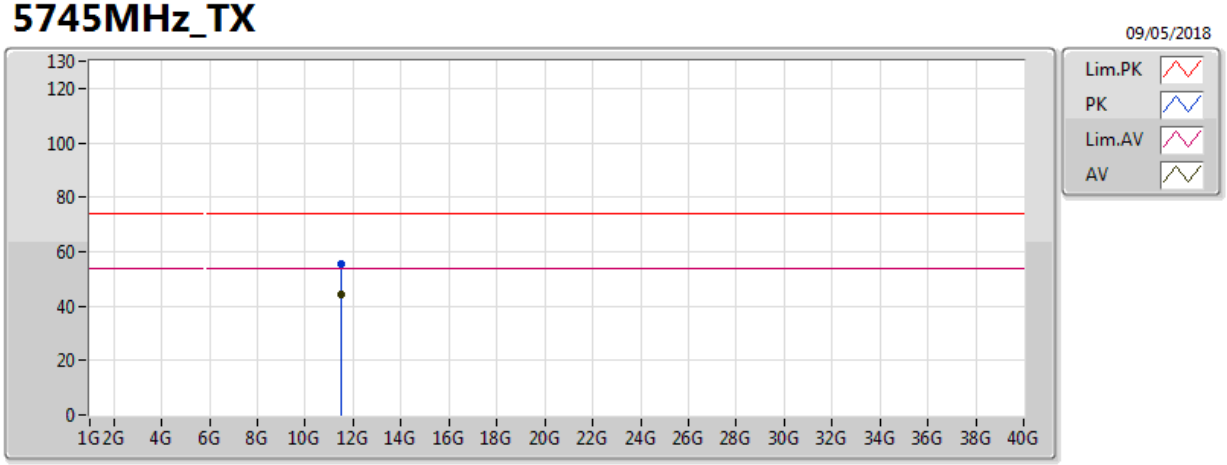

Type	Freq	Level	Limit	Margin	Factor	Dist	Condition	Azimuth	Height	Comments
	(Hz)	(dBuV/m)	(dBuV/m)	(dB)	(dB)	(m)		(°)	(m)	
AV	11.48982G	44.54	54.00	-9.46	13.35	3	Horizontal	326	1.91	-
PK	11.49042G	55.61	74.00	-18.39	13.35	3	Horizontal	326	1.91	-

802.11ac VHT20_Nss1,(MCS0)_1TX

5785MHz_TX

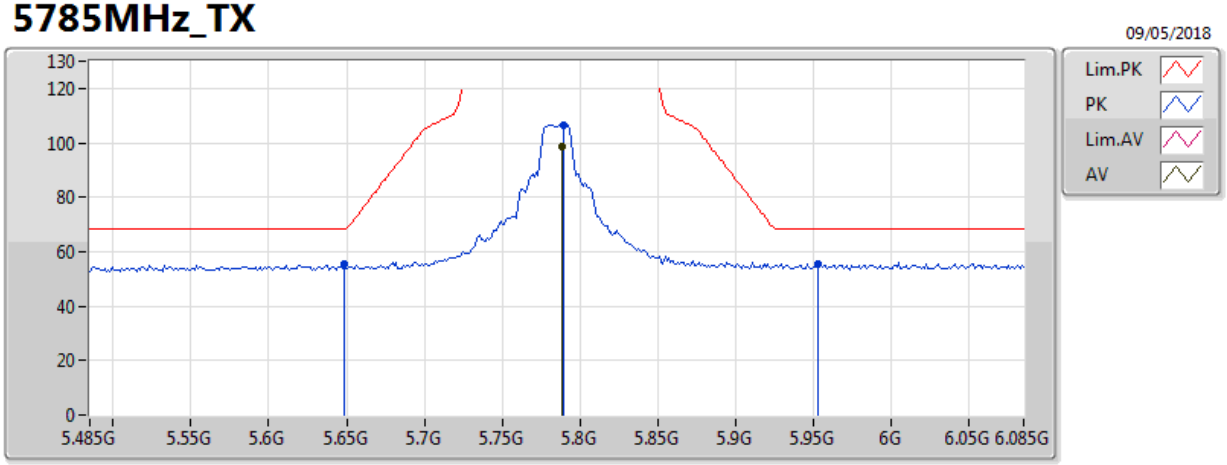

Type	Freq	Level	Limit	Margin	Factor	Dist	Condition	Azimuth	Height	Comments
	(Hz)	(dBuV/m)	(dBuV/m)	(dB)	(dB)	(m)		(°)	(m)	
AV	5.7886G	98.43	Inf	-Inf	3.65	3	Vertical	97	1.01	-
PK	5.6482G	55.31	68.20	-12.89	3.39	3	Vertical	97	1.01	-
PK	5.7898G	106.65	Inf	-Inf	3.65	3	Vertical	97	1.01	-
PK	5.953G	55.75	68.20	-12.45	3.95	3	Vertical	97	1.01	-

802.11ac VHT20_Nss1,(MCS0)_1TX

5785MHz_TX

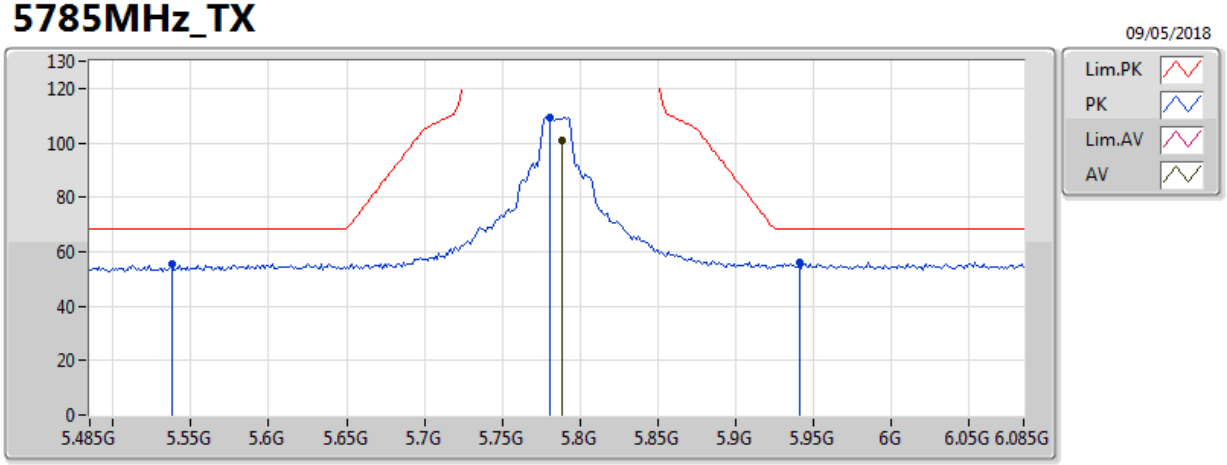

Type	Freq	Level	Limit	Margin	Factor	Dist	Condition	Azimuth	Height	Comments
	(Hz)	(dBuV/m)	(dBuV/m)	(dB)	(dB)	(m)		(°)	(m)	
AV	5.7886G	101.02	Inf	-Inf	3.65	3	Horizontal	292	1.05	-
PK	5.5378G	55.71	68.20	-12.49	3.19	3	Horizontal	292	1.05	-
PK	5.7802G	109.40	Inf	-Inf	3.64	3	Horizontal	292	1.05	-
PK	5.941G	56.04	68.20	-12.16	3.94	3	Horizontal	292	1.05	-

802.11ac VHT20_Nss1,(MCS0)_1TX

5785MHz_TX

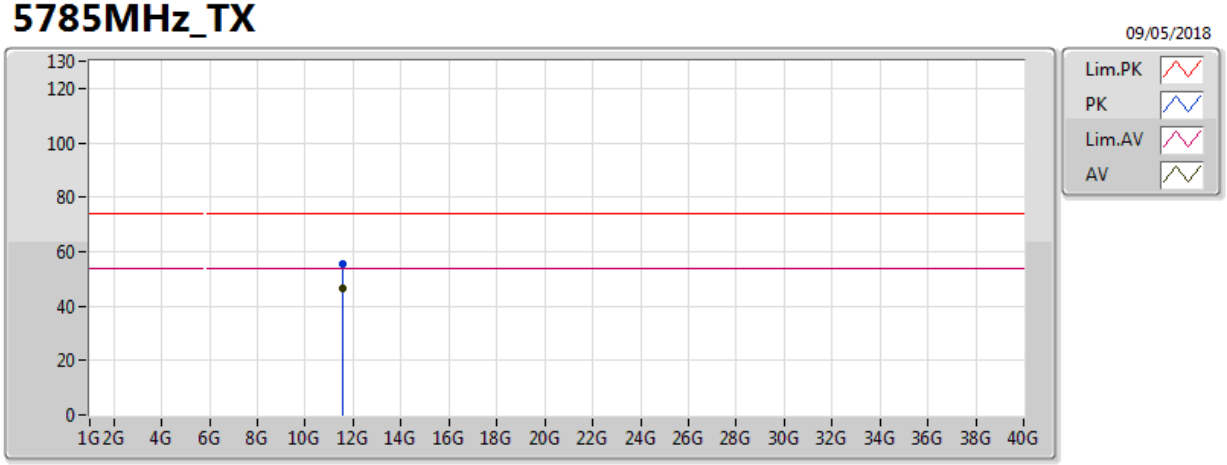

Type	Freq	Level	Limit	Margin	Factor	Dist	Condition	Azimuth	Height	Comments
	(Hz)	(dBuV/m)	(dBuV/m)	(dB)	(dB)	(m)		(°)	(m)	
AV	11.56994G	46.59	54.00	-7.41	13.26	3	Vertical	319	1.76	-
PK	11.57012G	55.48	74.00	-18.52	13.26	3	Vertical	319	1.76	-

802.11ac VHT20_Nss1,(MCS0)_1TX

5785MHz_TX

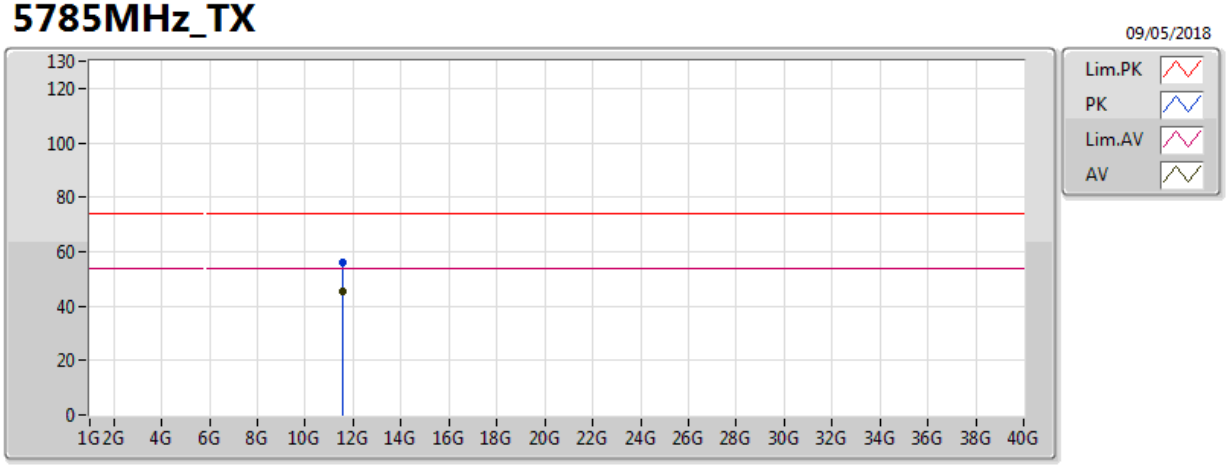

Type	Freq	Level	Limit	Margin	Factor	Dist	Condition	Azimuth	Height	Comments
	(Hz)	(dBuV/m)	(dBuV/m)	(dB)	(dB)	(m)		(°)	(m)	
AV	11.56988G	45.46	54.00	-8.54	13.26	3	Horizontal	324	1.89	-
PK	11.56604G	56.30	74.00	-17.70	13.27	3	Horizontal	324	1.89	-

802.11ac VHT20_Nss1,(MCS0)_1TX

5825MHz_TX

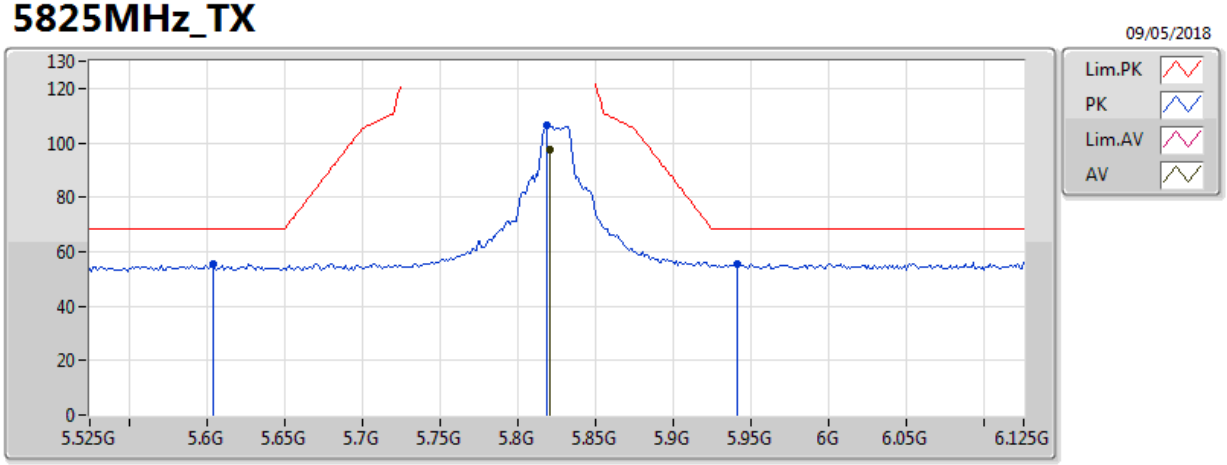

Type	Freq	Level	Limit	Margin	Factor	Dist	Condition	Azimuth	Height	Comments
	(Hz)	(dBuV/m)	(dBuV/m)	(dB)	(dB)	(m)		(°)	(m)	
AV	5.8202G	97.41	Inf	-Inf	3.71	3	Vertical	99	2.79	-
PK	5.6042G	55.59	68.20	-12.61	3.31	3	Vertical	99	2.79	-
PK	5.819G	106.73	Inf	-Inf	3.71	3	Vertical	99	2.79	-
PK	5.9414G	55.71	68.20	-12.49	3.94	3	Vertical	99	2.79	-

802.11ac VHT20_Nss1,(MCS0)_1TX

5825MHz_TX

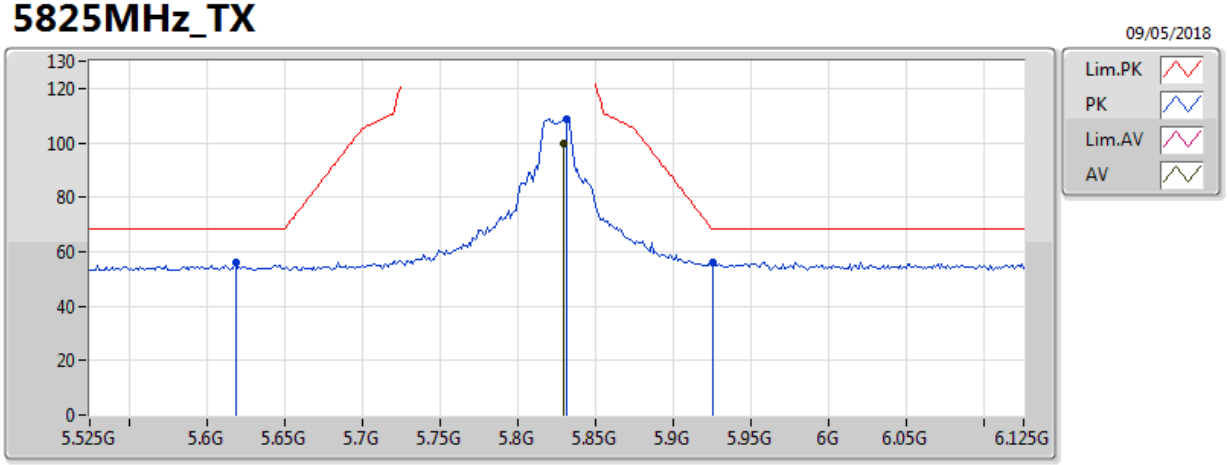

Type	Freq	Level	Limit	Margin	Factor	Dist	Condition	Azimuth	Height	Comments
	(Hz)	(dBuV/m)	(dBuV/m)	(dB)	(dB)	(m)		(°)	(m)	
AV	5.8298G	99.87	Inf	-Inf	3.73	3	Horizontal	293	1.02	-
PK	5.6186G	55.86	68.20	-12.34	3.34	3	Horizontal	293	1.02	-
PK	5.831G	108.98	Inf	-Inf	3.73	3	Horizontal	293	1.02	-
PK	5.9258G	55.98	68.20	-12.22	3.91	3	Horizontal	293	1.02	-

802.11ac VHT20_Nss1,(MCS0)_1TX

5825MHz_TX

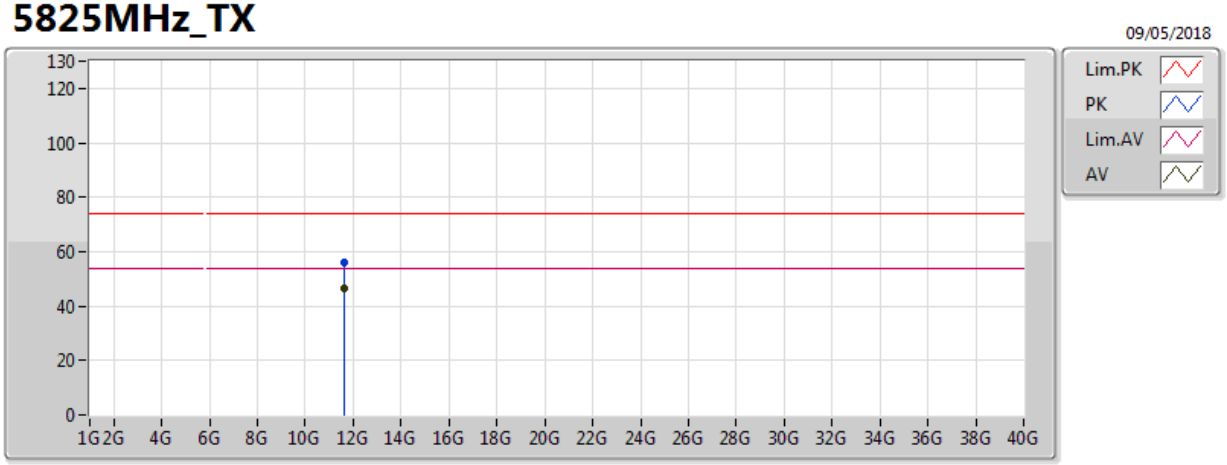

Type	Freq	Level	Limit	Margin	Factor	Dist	Condition	Azimuth	Height	Comments
	(Hz)	(dBuV/m)	(dBuV/m)	(dB)	(dB)	(m)		(°)	(m)	
AV	11.64994G	46.62	54.00	-7.38	13.17	3	Vertical	322	1.85	-
PK	11.64994G	55.76	74.00	-18.24	13.17	3	Vertical	322	1.85	-

802.11ac VHT20_Nss1,(MCS0)_1TX

5825MHz_TX

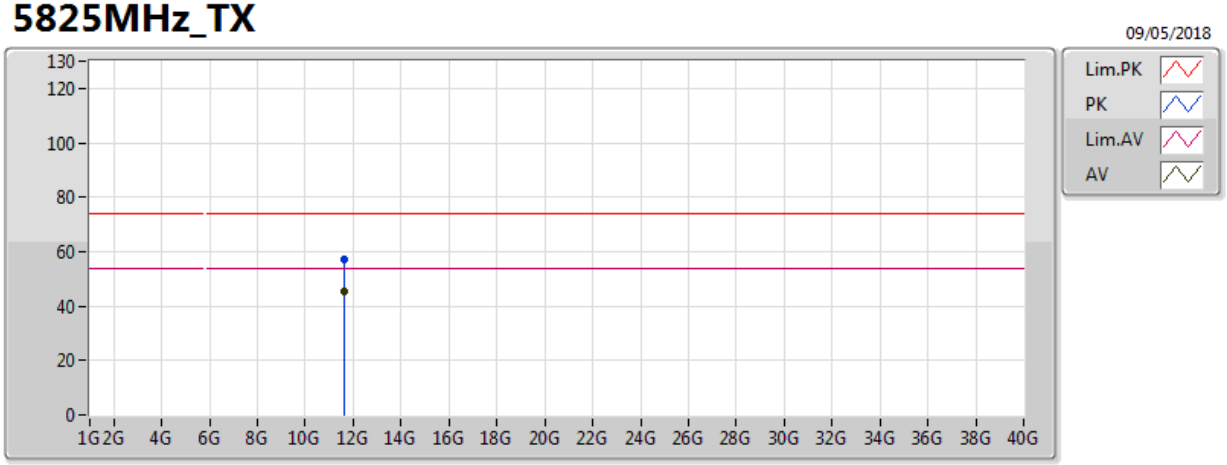

Type	Freq	Level	Limit	Margin	Factor	Dist	Condition	Azimuth	Height	Comments
	(Hz)	(dBuV/m)	(dBuV/m)	(dB)	(dB)	(m)		(°)	(m)	
AV	11.64982G	45.61	54.00	-8.39	13.17	3	Horizontal	323	1.89	-
PK	11.6461G	57.31	74.00	-16.69	13.18	3	Horizontal	323	1.89	-

802.11ac VHT40_Nss1,(MCS0)_1TX

5190MHz_TX

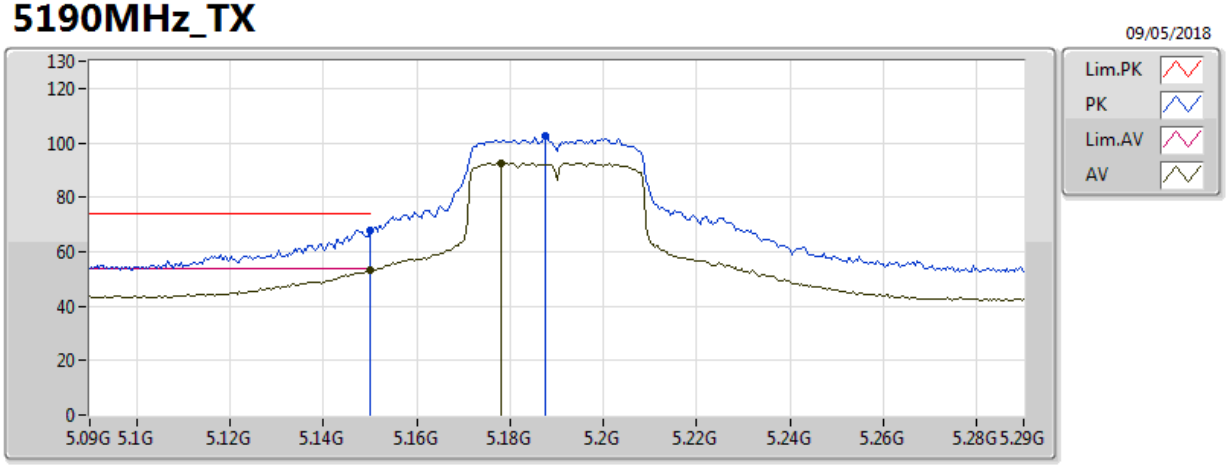

Type	Freq	Level	Limit	Margin	Factor	Dist	Condition	Azimuth	Height	Comments
	(Hz)	(dBuV/m)	(dBuV/m)	(dB)	(dB)	(m)		(°)	(m)	
AV	5.149995G	53.32	54.00	-0.68	2.66	3	Vertical	84	1.01	-
AV	5.178G	92.73	Inf	-Inf	2.70	3	Vertical	84	1.01	-
PK	5.149995G	67.72	74.00	-6.28	2.66	3	Vertical	84	1.01	-
PK	5.1876G	102.30	Inf	-Inf	2.71	3	Vertical	84	1.01	-

802.11ac VHT40_Nss1,(MCS0)_1TX

5190MHz_TX

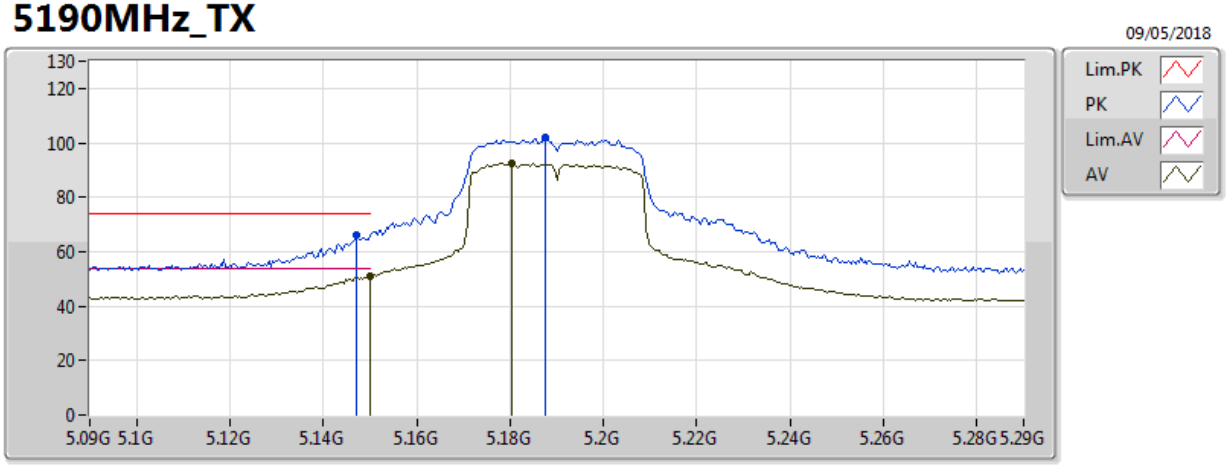

Type	Freq	Level	Limit	Margin	Factor	Dist	Condition	Azimuth	Height	Comments
	(Hz)	(dBuV/m)	(dBuV/m)	(dB)	(dB)	(m)		(°)	(m)	
AV	5.149995G	51.18	54.00	-2.82	2.66	3	Horizontal	56	2.26	-
AV	5.1804G	92.46	Inf	-Inf	2.70	3	Horizontal	56	2.26	-
PK	5.1472G	66.15	74.00	-7.85	2.66	3	Horizontal	56	2.26	-
PK	5.1876G	102.15	Inf	-Inf	2.71	3	Horizontal	56	2.26	-

802.11ac VHT40_Nss1,(MCS0)_1TX

5190MHz_TX

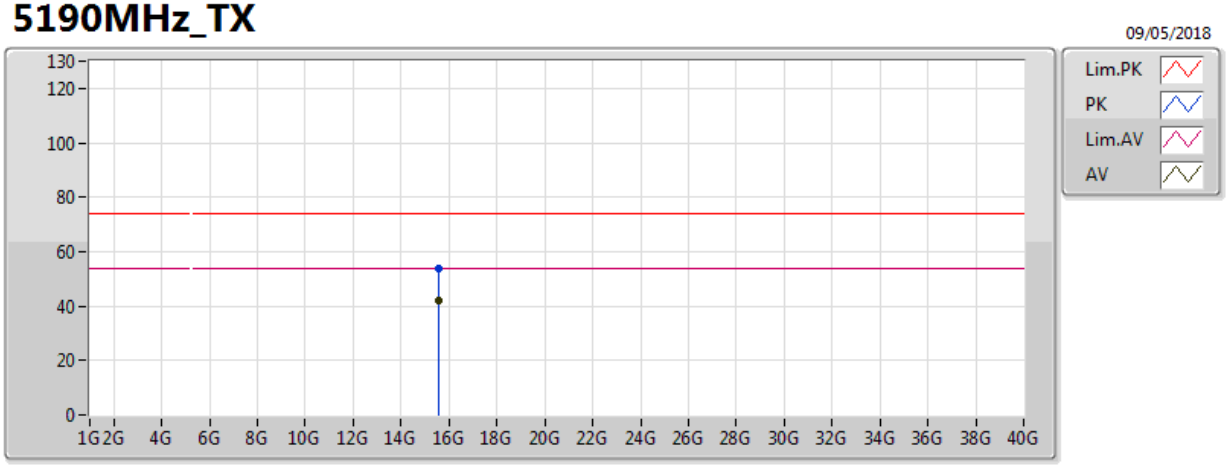

Type	Freq	Level	Limit	Margin	Factor	Dist	Condition	Azimuth	Height	Comments
	(Hz)	(dBuV/m)	(dBuV/m)	(dB)	(dB)	(m)		(°)	(m)	
AV	15.57498G	42.26	54.00	-11.74	13.30	3	Vertical	282	1.65	-
PK	15.5712G	54.06	74.00	-19.94	13.32	3	Vertical	282	1.65	-

802.11ac VHT40_Nss1,(MCS0)_1TX

5190MHz_TX

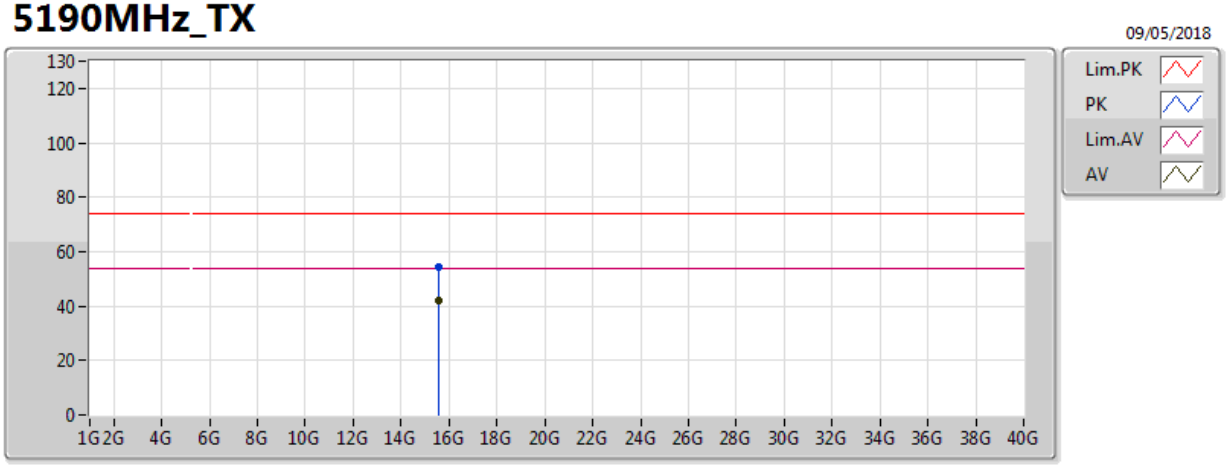

Type	Freq	Level	Limit	Margin	Factor	Dist	Condition	Azimuth	Height	Comments
	(Hz)	(dBuV/m)	(dBuV/m)	(dB)	(dB)	(m)		(°)	(m)	
AV	15.58314G	41.87	54.00	-12.13	13.27	3	Horizontal	264	1.49	-
PK	15.55776G	54.10	74.00	-19.90	13.38	3	Horizontal	264	1.49	-

802.11ac VHT40_Nss1,(MCS0)_1TX

5230MHz_TX

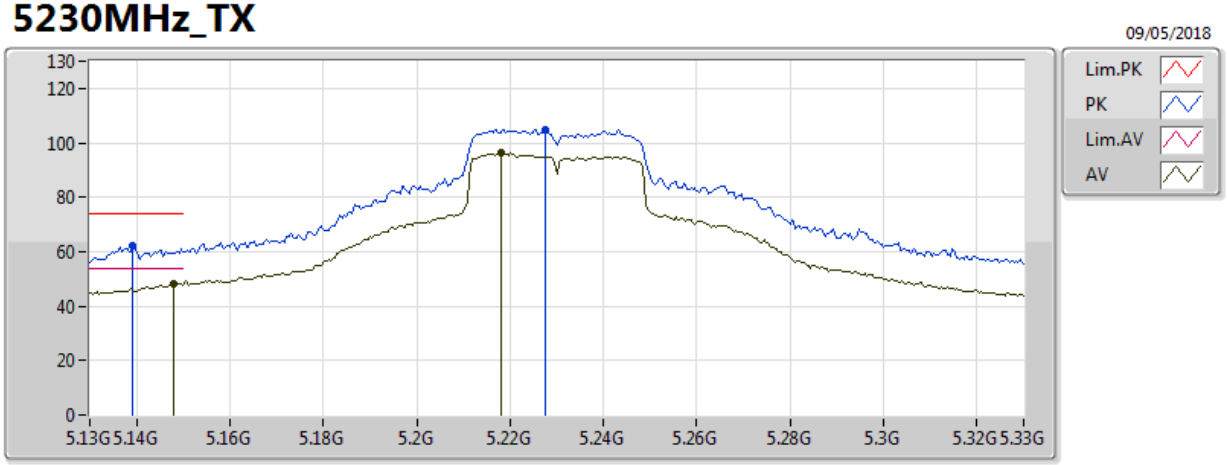

Type	Freq	Level	Limit	Margin	Factor	Dist	Condition	Azimuth	Height	Comments
	(Hz)	(dBuV/m)	(dBuV/m)	(dB)	(dB)	(m)		(°)	(m)	
AV	5.148G	48.15	54.00	-5.85	2.66	3	Vertical	99	2.40	-
AV	5.218G	96.16	Inf	-Inf	2.75	3	Vertical	99	2.40	-
PK	5.1392G	62.19	74.00	-11.81	2.65	3	Vertical	99	2.40	-
PK	5.2276G	105.02	Inf	-Inf	2.77	3	Vertical	99	2.40	-

802.11ac VHT40_Nss1,(MCS0)_1TX

5230MHz_TX

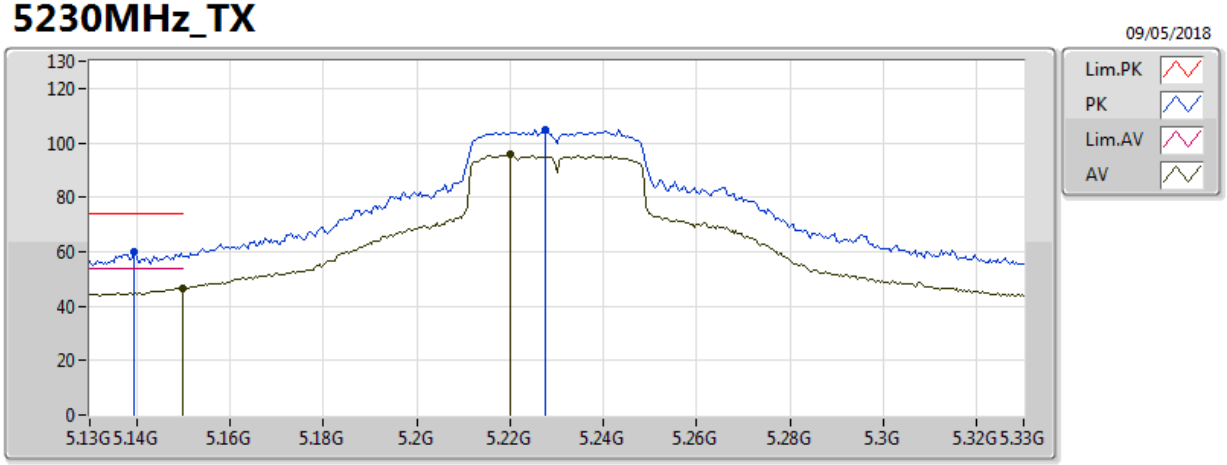

Type	Freq	Level	Limit	Margin	Factor	Dist	Condition	Azimuth	Height	Comments
	(Hz)	(dBuV/m)	(dBuV/m)	(dB)	(dB)	(m)		(°)	(m)	
AV	5.149995G	46.54	54.00	-7.46	2.66	3	Horizontal	65	1.14	-
AV	5.22G	95.58	Inf	-Inf	2.76	3	Horizontal	65	1.14	-
PK	5.1396G	60.09	74.00	-13.91	2.65	3	Horizontal	65	1.14	-
PK	5.2276G	104.94	Inf	-Inf	2.77	3	Horizontal	65	1.14	-

802.11ac VHT40_Nss1,(MCS0)_1TX

5230MHz_TX

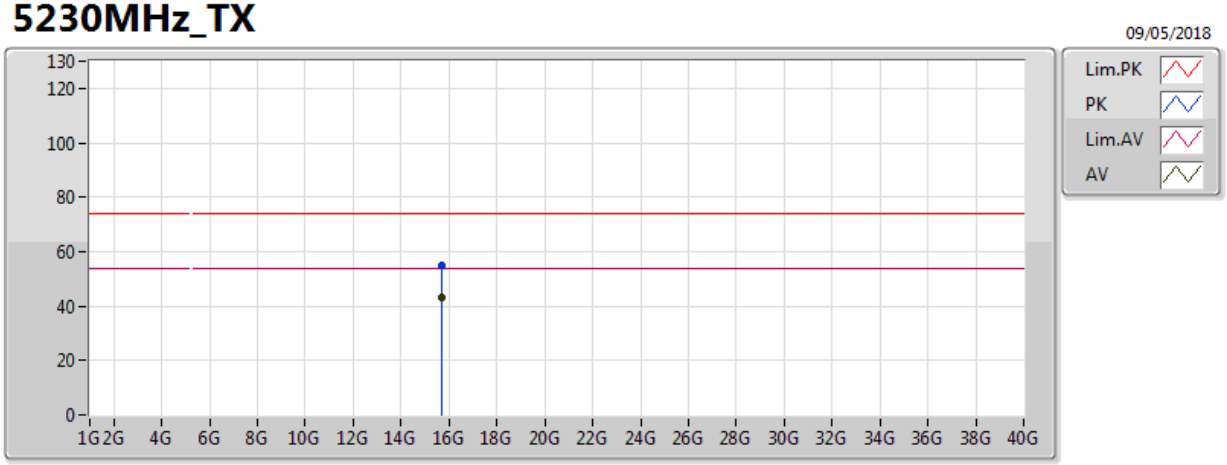

Type	Freq	Level	Limit	Margin	Factor	Dist	Condition	Azimuth	Height	Comments
	(Hz)	(dBuV/m)	(dBuV/m)	(dB)	(dB)	(m)		(°)	(m)	
AV	15.69678G	42.98	54.00	-11.02	12.77	3	Vertical	336	1.70	-
PK	15.69222G	54.92	74.00	-19.08	12.79	3	Vertical	336	1.70	-

802.11ac VHT40_Nss1,(MCS0)_1TX

5230MHz_TX

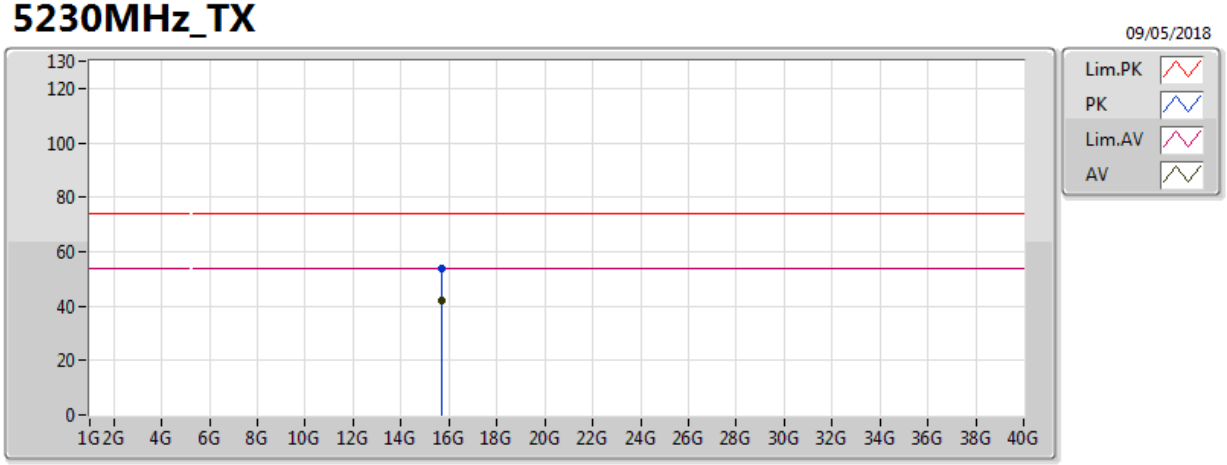

Type	Freq	Level	Limit	Margin	Factor	Dist	Condition	Azimuth	Height	Comments
	(Hz)	(dBuV/m)	(dBuV/m)	(dB)	(dB)	(m)		(°)	(m)	
AV	15.70386G	42.13	54.00	-11.87	12.74	3	Horizontal	105	1.50	-
PK	15.69174G	53.96	74.00	-20.04	12.79	3	Horizontal	105	1.50	-