NCC 低功率射頻電機型式試驗報告

產品名稱(中文)	Intel® Wireless-AC 9260
型　　號	9260NGW
廠　　牌	Intel

申　請　者	環鴻科技股份有限公司
地　　址	南投縣草屯鎮太平路 1 段 351 巷 141 號

受　理　日　期	106 年 09 月 15 日
報告發行日期	108 年 09 月 12 日
報　告　號　碼	1990048R-RFTWP47V00
報　告　版　本	V1.0

Testing Laboratory
3023

本測試報告只針對受測產品有效.
本測試報告內之測試結果可藉由測試儀器設備之校正報告與本報告內所評估量測不確定度追溯至國家或國際標準
不得使用本報告宣稱產品是由 TAF 或任何政府機構背書.
本測試報告非經德凱認證股份有限公司同意不可複製使用.

低 功 率 射 頻 電 機 量 測 報 告

報告發行日期: 108 年 09 月 12 日

報告號碼: 1990048R-RFTWP47V00

產品名稱(中文)	Intel® Wireless-AC 9260
申請者	環鴻科技股份有限公司
地址	南投縣草屯鎮太平路 1 段 351 巷 141 號
製造廠商	INTEL CORPORATION SAS
待測物額定電壓	DC 3.3V
待測物測試電壓	AC 110V/60Hz
商標或廠牌	Intel
型式號	9260NGW
試驗標準	低功率射頻電機技術規範(107 年 01 月)
試驗結果	符 合

項次	量 測 項 目	標稱規格	測試結果	量測設備	量測不確定度
1	電源端點干擾測試	低功率射頻電機技術規範 2.3 節	PASS	請參閱 2.2 節	請參閱 3.4 節
2	天 線 之 要 求	低功率射頻電機技術規範 4.7.3 節及 4.7.8 節	PASS	--	--
3	峰 值 發 射 功 率	低功率射頻電機技術規範 4.7.3 節	PASS	請參閱 2.2 節	請參閱 5.4 節
4	峰值功率頻譜密度	低功率射頻電機技術規範 4.7.3 節	PASS		請參閱 6.4 節
5	操作頻帶外的峰值發射	低功率射頻電機技術規範 4.7.4 節	PASS		請參閱 7.4 節
6	混 附 發 射	低功率射頻電機技術規範 2.8 節及 4.7.4 節	PASS		請參閱 8.4 節
7	不 必 要 之 發 射	低功率射頻電機技術規範 2.8 節及 4.7.4 節	PASS		請參閱 9.4 節
8	發 射 功 率 控 制	低功率射頻電機技術規範 4.7.7 節	功率皆小於 500mW, 依據 4.7.7.1 之描述，可以不須具備 TPC 機能		
9	佔 用 頻 帶 寬 度	低功率射頻電機技術規範 4.7.5 節	PASS	請參閱 2.2 節	請參閱 11..4 節
10	動 態 頻 率 選 擇	低功率射頻電機技術規範 4.7.7 節	請參閱 DFS 測試報告		
11	以 下 空 白	--	--	--	--

報告製作者	童慧婷
	行政助理 /童慧婷
測試工程師	許詔強
	高級工程師 / 許詔強
實驗室簽署人	林介書
	協理 / 林介書

目　　錄

項　　目　　頁數

1. 基本資料 5
1.1. 待測物裝置資料 5
1.2. 系列型號差異說明 6
1.3. 待測裝置驗證說明 7
1.4. 系統測試時之週邊裝置 10
1.5. 測試系統組合圖 10
1.6. 待測裝置測試時之典型操作程序 10
2. 測試實驗室資料 11
2.1. 試驗單位與週遭環境 11
2.2. 測試設備明細 12
3. 天線之要求 13
3.1. 適用標準 13
3.2. 天線樣式 14
4. 峰值發射功率 15
4.1. 適用標準 15
4.2. 量測方法 16
4.3. 測試架構圖 16
4.4. 量測不確定度 17
4.5. 峰值發射功率測試結果 18
5. 操作頻帶外的峰值發射 197
5.1. 適用標準 197
5.2. 量測方法 197
5.3. 測試架構圖 197
5.4. 量測不確定度 197
5.5. 操作頻帶外的峰值發射測試結果 198
6. 混附發射 318
6.1. 適用標準 318
6.2. 量測方法 319
6.3. 測試架構圖 320
6.4. 量測不確定度 320
6.5. 混附發射測試結果 321

7. 不必要之發射 433
7.1. 適用標準 433
7.2. 量測方法 433
7.3. 測試架構圖 434
7.4. 量測不確定度 434
7.5. 不必要發射測試結果 435

附件 1: 待測物測試擺設相片
附件 2: 待測物內部相片

1. 基本資料

1.1. 待測物裝置資料

申請者(或公司)	環鴻科技股份有限公司
地址	南投縣草屯鎮太平路 1 段 351 巷 141 號
製造廠商	INTEL CORPORATION SAS
產品名稱	Intel® Wireless-AC 9260
商標	Intel
產品型號	9260NGW
天線樣式	Dipole Antenna
天線增益	Refer to the table “Antenna List”
頻道控制	Auto

Antenna List

原申請天線				
No.	Manufacturer	Model No.	Antenna Type	Peak Gain
1	SkyCross	N/A (Main) N/A (Aux)	PIFA	3.64 dBi for 5.15~5.25GHz 3.73 dBi for 5.25~5.35GHz 4.77 dBi for 5.47~5.725GHz 4.97 dBi for 5.725~5.850GHz
此次新增 2 組天線				
1	WIESON Technologies co ., ltd	GY121HT0321-003-H (Main), (Aux)	Dipole	2.92 dBi for 5.15~5.25GHz 3.19 dBi for 5.25~5.35GHz 4.41 dBi for 5.47~5.725GHz 4.22 dBi for 5.725~5.850GHz
2	UGSI	46-500363-01(Main), 46-500364-01(Aux)	Dipole	2.68 dBi for 5.15~5.25GHz 1.32 dBi for 5.25~5.35GHz 3.44 dBi for 5.47~5.725GHz 3.44 dBi for 5.725~5.850GHz
Note: 經交叉比對後，新增天線樣式為 Dipole，與原申請之天線型式 PIFA 不同，必須重新評估場強量測之影響，檢附測試資料。				

1.2. 系列型號差異說明

實驗室內部編號	1970373R-RFTWP47V00	1990048R-RFTWP47V00
型號說明	9260NGW	9260NGW
廠牌	Intel	Intel
證書編號	CCAH19LP4250T9	CCAH19LP4250T9
設備硬體功能	無變動	無變動
設備軟體功能	無變動	無變動
天線樣式	PIFA	Dipole
備註	原申請	系列一

備註:

1. 此次申請新增天線樣式為 Dipole，與原申請之天線型式 PIFA 不同，其餘無線射頻模組、廠牌、型號、設計及功能皆無其他改變，與原申請認証之樣品皆完全符合。
2. 該產品確符合同系列產品技術規格及射頻性能相同。

1.3. 待測裝置驗證說明

1. 待測裝置規格說明:

待測物為 Intel® Wireless-AC 9260，其天線為半固定式 Dipole 天線，悉採 5GHz 為載波，利用寬頻數位調變(OFDM)方式 802.11a：6 – 54Mbps, 802.11n：14.4 – 144.4Mbps using 20MHz channel、30 – 300Mbps using 40MHz channel)來傳送訊號，頻道 36、44、48、52、60、64、100、116、140、149、157、165 (802.11a/n-20MHz)和頻道 38、46、54、62、102、118、134、151、159(802.11n-40MHz)被選擇為測試頻道，速率 6Mbps (802.11a)與 MCS0 (802.11n)被選擇為測試傳輸速率。

另支援 802.11ac 14.4 – 173.4Mbps using 20MHz channel、802.11ac 30 – 400Mbps using 40MHz channel 、802.11ac 65 – 866.7Mbps using 80MHz channel、802.11ac 130 – 1733Mbps using 160MHz channel 來傳送訊號，頻道 144 (802.11ac-20MHz)和頻道 142(802.11ac-40MHz)和頻道 42、58、106、122、138、155(802.11ac-80MHz)被選擇為測試頻道，速率 MCS0 (802.11ac-20MHz)與 MCS0 (802.11ac-40MHz) 與 MCS0 (802.11ac-80MHz) 與 MCS0 (802.11ac-160MHz)被選擇為測試傳輸速率。

結果顯示於此份報告中。

本報告為複製報告，在原申請人(INTEL CORPORATION SAS)的同意下，授權環鴻科技股份有限公司使用原始測試數據，原始報告編號為：1790206R-RFTWP47V00。本次僅變更申請者，射頻功能無變動，其輸出功率均符合原型式認證。

(1) 此產品為受控運作模式,動態頻率選擇不具有 active scan or Ad-hoc 功能,只能做 passive scan 的運作。

(2) 待測裝置為同一體。

(3) 發射體主要功能特性有:

<1> 待測裝置利用無線電波,分別借由無線電波,傳送及接收,達到資料傳送之目的。

<2> 待測裝置傳送訊號,使用 5GHz 為載波頻率，利用數位調變方式來傳送訊號, 且其天線為半固定式 Dipole 天線。

<3> 基本發射工作頻率範圍 5.150-5.250GHz ,5.250-5.350GHz , 5.470-5.725GHz, 5.725~5.850GHz。

<4> 頻道切換方式: 採自動切換控制方式。

<5> 調變方式: 採 OFDM 調變方式。

<6> 傳輸速率: 802.11a: 6 – 54Mbps。
802.11n: 14.4 – 144.4Mbps using 20MHz channel、30 – 300Mbps using 40MHz channel。
802.11ac : 14.4 – 173.4Mbps using 20MHz channel、802.11ac 30 – 400Mbps using 40MHz channel 、802.11ac 65 – 866.7Mbps using 80MHz channel、802.11ac 130 – 1733Mbps using 160MHz channel。

<7> 工作電壓: AC 110V/60Hz

<8> 測試軟體: DRTU (Ver 10.1720.0-05.195)

<9> 802.11a/n-20MHz 共計 24 個工作頻道, 工作頻道頻率為:

Channel	Frequency	Channel	Frequency	Channel	Frequency	Channel	Frequency
Channel 36:	5180 MHz	Channel 40:	5200 MHz	Channel 44:	5220 MHz	Channel 48:	5240 MHz
Channel 52:	5260 MHz	Channel 56:	5280 MHz	Channel 60:	5300 MHz	Channel 64:	5320 MHz
Channel 100:	5500 MHz	Channel 104:	5520 MHz	Channel 108:	5540 MHz	Channel 112:	5560 MHz
Channel 116:	5580 MHz	Channel 120:	5600 MHz	Channel 124:	5620 MHz	Channel 128:	5640 MHz
Channel 132:	5660 MHz	Channel 136:	5680 MHz	Channel 140:	5700 MHz	Channel 149:	5745 MHz
Channel 153:	5765 MHz	Channel 157:	5785 MHz	Channel 161:	5805 MHz	Channel 165:	5825 MHz

<10>802.11n-40MHz 共計 11 個工作頻道, 工作頻道頻率為:

Channel	Frequency	Channel	Frequency	Channel	Frequency	Channel	Frequency
Channel 38:	5190 MHz	Channel 46:	5230 MHz	Channel 54:	5270 MHz	Channel 62:	5310 MHz
Channel 102:	5510 MHz	Channel 110:	5550 MHz	Channel 118:	5590 MHz	Channel 126:	5630 MHz
Channel 134:	5670 MHz	Channel 151:	5755 MHz	Channel 159:	5795 MHz		

<11>802.11ac-20MHz 共計 1 個工作頻道, 工作頻道頻率為:

Channel	Frequency
Channel 144:	5720 MHz

<12>802.11ac-40MHz 共計 1 個工作頻道, 工作頻道頻率為:

Channel	Frequency
Channel 142:	5710 MHz

<13>802.11ac-80MHz 共計 6 個工作頻道, 工作頻道頻率為:

Channel	Frequency	Channel	Frequency	Channel	Frequency	Channel	Frequency
Channel 42:	5210 MHz	Channel 58:	5290 MHz	Channel 106:	5530 MHz	Channel 122:	5610 MHz
Channel 138:	5690 MHz	Channel 155:	5775 MHz				

<14>802.11ac-160MHz 共計 2 個工作頻道, 工作頻道頻率為:

Channel	Frequency	Channel	Frequency
Channel 50:	5250 MHz	Channel 144:	5570 MHz

<15> 關於受測物詳細說明，請參閱製造商規格或使用手冊。

EMI 模式	Mode 1: SISO A: 發射器 802.11a Mode 1: SISO A: 發射器 802.11n-20BW Mode 1: SISO A: 發射器 802.11n-40BW Mode 1: SISO A: 發射器 802.11ac-20BW Mode 1: SISO A: 發射器 802.11ac-40BW Mode 1: SISO A: 發射器 802.11ac-80BW Mode 1: SISO A: 發射器 802.11ac-160BW Mode 2: SISO B: 發射器 802.11a Mode 2: SISO B: 發射器 802.11n-20BW Mode 2: SISO B: 發射器 802.11n-40BW Mode 2: SISO B: 發射器 802.11ac-20BW Mode 2: SISO B: 發射器 802.11ac-40BW Mode 2: SISO B: 發射器 802.11ac-80BW Mode 2: SISO B: 發射器 802.11ac-160BW Mode 3: MIMO: 發射器 802.11a Mode 3: MIMO: 發射器 802.11n-20BW Mode 3: MIMO: 發射器 802.11n-40BW Mode 3: MIMO: 發射器 802.11ac-20BW Mode 3: MIMO: 發射器 802.11ac-40BW Mode 3: MIMO: 發射器 802.11ac-80BW Mode 3: MIMO: 發射器 802.11ac-160BW Mode 4: 發射器 802.11a_Beamforming Mode 4: 發射器 802.11n-20BW_Beamforming Mode 4: 發射器 802.11n-40BW_Beamforming Mode 4: 發射器 802.11ac-20BW_Beamforming Mode 4: 發射器 802.11ac-40BW_Beamforming Mode 4: 發射器 802.11ac-80BW_Beamforming Mode 4: 發射器 802.11ac-160BW_Beamforming Mode 5: 接收器 802.11n-20BW Mode 5: 接收器 802.11n-40BW Mode 5: 接收器 802.11ac-20BW Mode 5: 接收器 802.11ac-40BW Mode 5: 接收器 802.11ac-80BW Mode 5: 接收器 802.11ac-160BW

1.4. 系統測試時之週邊裝置

待測裝置測試時，其搭配系統測試時之週邊裝置包括下列：

發射器模式 & 接收器模式：

Product		Manufacturer	Model No.	Serial No.	FCC ID	Power Cord
1	Notebook PC	DELL	N/A	N/A	N/A	Non-Shielded, 1.8m
2	Test Fixture	Intel	N/A	N/A	N/A	N/A

Signal Cable Type		Signal cable Description
A	Test Fixture Line	Non-Shielded, 1.0m

1.5. 測試系統組合圖

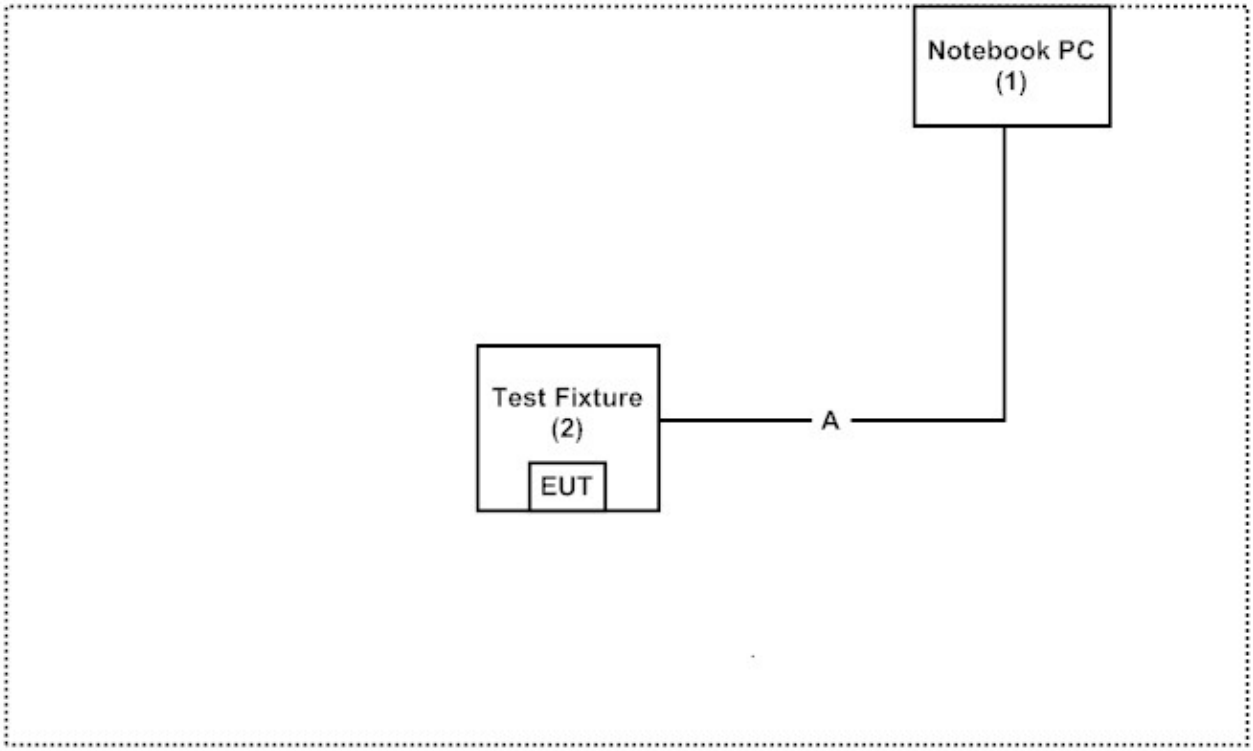

1.6. 待測裝置測試時之典型操作程序

1.	測試配置如上圖 1.5 所示.
2.	執行 DRTU (Ver 10.1720.0-05.195)控制發射
3.	設定所要測試之模式、頻道及速率
4.	確認訊號是持續發射狀態模式，無誤後開始測試

2. 測試實驗室資料

2.1. 試驗單位與週遭環境

實驗室環境條件:

項　　目	實際測試條件
溫度 (°C)	20-35
濕度 (%RH)	30-65
大氣壓力 (mbar)	950-1000

財團法人全國認證基金會 認證
特定服務計畫 : 電信設備測試實驗室認證服務計畫
初次認證日期 : 一百零三年十月二十四日
認證有效期間 : 一百零六年十二月十三日起至一百零九年十二月十二日止
認可測試領域 : 低功率射頻電機(工作頻率9kHz to 220GHz)
認可編號 : 3023

測試實驗室 : 德凱認證股份有限公司
測試實驗室地址 : 新北市林口區文化一路二段159號
電話號碼 : +886-2-2602-7968
傳真號碼 : +866-2-2602-3286
電子郵件信箱 : info.tw@dekra.com
公司網站 : http://www.dekra.com.tw

2.2. 測試設備明細

For Conducted measurements /ASR4

	Equipment	Manufacturer	Model No.	Serial No.	Cali. Data	Due. Data
X	Spectrum Analyzer	R&S	FSV30	103464	2017.01.09	2018.01.08
X	Power Meter	Anritsu	ML2496A	1548003	2016.12.15	2017.12.14
X	Power Sensor	Anritsu	MA2411B	1531024	2016.12.15	2017.12.14
X	Power Sensor	Anritsu	MA2411B	1531025	2016.12.15	2017.12.14
	Bluetooth Tester	R&S	CBT	101238	2017.01.03	2018.01.02

Note:
1. All equipments are calibrated every one year.
2. The test instruments marked with “X” are used to measure the final test results.
3. Test Software version : QuieTek Conduction Test System V8.0.110

For Radiated measurements /ACB1

	Equipment	Manufacturer	Model No.	Serial No.	Cali. Data	Due. Data
X	Loop Antenna	TESEQ	HLA6121	37133	2016.03.18	2018.03.17
X	Bi-Log Antenna	SCHWARZBECK	VULB9168	9168-674	2017.02.13	2018.02.12
X	Horn Antenna	ETS-Lindgren	3117	00203800	2017.11.10	2018.11.09
X	Horn Antenna	Com-Power	AH-840	101087	2017.05.24	2018.05.23
X	Pre-Amplifier	EMCI	EMC001330	980316	2017.05.16	2018.05.15
X	Pre-Amplifier	EMCI	EMC051835SE	980311	2017.05.17	2018.05.16
X	Pre-Amplifier	EMCI	EMC05820SE	980310	2017.05.17	2018.05.16
X	Pre-Amplifier	EMCI	EMC184045SE	980314	2017.05.17	2018.05.16
	Filter	MICRO TRONICS	BRM50702	G251	2017.08.30	2018.08.29
X	Filter	MICRO TRONICS	BRM50716	G188	2017.08.30	2018.08.29
X	EMI Test Receiver	R&S	ESR7	101602	2016.12.15	2017.12.14
X	Loop Antenna	TESEQ	HLA6121	37133	2017.01.24	2018.01.23
X	Coaxial Cable	SUHNER	SUCOFLEX 106	RF002	2017.05.25	2018.05.24
X	Mircoflex Cable	HUBER SUHNER	SUCOFLEX 102	MY3381/2	2017.08.11	2018.08.10

Note:
1. All equipments are calibrated every one year.
2. The test instruments marked with “X” are used to measure the final test results.
3. Test Software version : QuieTek EMI 2.0 V2.1.113

3. 天線之要求

3.1. 適用標準

依據國家通訊傳播委員會低功率射頻電機技術規範之第 4.7.8 節
天線之規格不受 2.2 規定之限制。
依據國家通訊傳播委員會低功率射頻電機技術規範之第 4.7.3 節
4.7.3.1 使用於 5.15 GHz～5.25 GHz 頻段
(1) 供戶外操作使用:
(C) 使用超過 6 dBi 方向增益之發射天線時，應依超過 6 dBi 天線方向增益的 dBi 總量，等量減少最大傳導輸出功率及最大功率頻譜密度。
(2) 供室內操作使用:
(C) 使用超過 6 dBi 方向增益之發射天線時，應依超過 6 dBi 天線方向增益的 dBi 總量，等量減少最大傳導輸出功率及最大功率頻譜密度。
(3) 供固定式點對點操作使用:
(C) 使用超過 23 dBi 方向增益之指向性天線時，應依超過 23 dBi 天線方向增益的 dBi 總量，等量減少最大傳導輸出功率及最大功率頻譜密度。
(D) 固定式點對點操作，不包括點對多點系統、全方向性應用及多台共站發射機傳送相同資訊。
(4) 供用戶端裝置(Client Device)操作使用:
(C) 使用超過 6 dBi 方向增益之發射天線時，應依超過 6 dBi 天線方向增益的 dBi 總量，等量減少最大傳導輸出功率及最大功率頻譜密度。
4.7.3.2 使用頻率於 5.25 GHz～5.35 GHz 與 5.470 GHz～5.725 GHz 頻段
(3) 使用超過 6 dBi 方向增益之發射天線時，應依超過 6 dBi 天線方向增益的 dBi 總量，等量減少最大傳導輸出功率及最大功率頻譜密度。
4.7.3.3 使用頻率於 5.725 GHz～5.850 GHz 頻段
(3) 供固定式點對點操作時，使用方向增益超過 6 dBi 之發射天線，可不需對應減少發射器之傳導輸出功率限制值。
(4) 除(3)外，使用超過 6 dBi 方向增益之發射天線時，應依超過 6 dBi 天線方向增益的 dBi 總量，等量減少最大傳導輸出功率及最大功率頻譜密度

3.2. 天線樣式

此 Intel® Wireless-AC 9260 為半固定式 Dipole 天線(檢附天線規格書)

Antenna List

原申請天線				
No.	Manufacturer	Model No.	Antenna Type	Peak Gain
1	SkyCross	N/A (Main) N/A (Aux)	PIFA	3.64 dBi for 5.15~5.25GHz 3.73 dBi for 5.25~5.35GHz 4.77 dBi for 5.47~5.725GHz 4.97 dBi for 5.725~5.850GHz
此次新增 2 組天線				
1	WIESON Technologies co ., ltd	GY121HT0321-003-H (Main), (Aux)	Dipole	2.92 dBi for 5.15~5.25GHz 3.19 dBi for 5.25~5.35GHz 4.41 dBi for 5.47~5.725GHz 4.22 dBi for 5.725~5.850GHz
2	UGSI	46-500363-01(Main), 46-500364-01(Aux)	Dipole	2.68 dBi for 5.15~5.25GHz 1.32 dBi for 5.25~5.35GHz 3.44 dBi for 5.47~5.725GHz 3.44 dBi for 5.725~5.850GHz
Note: 經交叉比對後, 新增天線樣式為 Dipole，與原申請之天線型式 PIFA 不同，必須重新評估場強量測之影響，檢附測試資料。				

天線之要求測試結果:	**PASS**

4. 峰值發射功率

4.1. 適用標準

依據國家通訊傳播委員會低功率射頻電機技術規範之第 4.7.3 節

4.7.3.1 使用於 5.15 GHz～5.25 GHz 頻段

(1) 供戶外操作使用:

(A) 最大傳導輸出功率應小於或等於 1 W。

(B) 在任何 1 MHz 頻帶中最大功率頻譜密度應小於或等於 17 dBm。

(C) 使用超過 6 dBi 方向增益之發射天線時，應依超過 6 dBi 天線方向增益的 dBi 總量，等量減少最大傳導輸出功率及最大功率頻譜密度。

(D) 在水平面仰角超過 30 度時，其最大 EIRP 應小於或等於 21 dBm。

(2) 供室內操作使用:

(A) 最大傳導輸出功率應小於或等於 1 W。

(B) 在任何 1 MHz 頻帶中最大功率頻譜密度應小於或等於 17 dBm。

(C) 使用超過 6 dBi 方向增益之發射天線時，應依超過 6 dBi 天線方向增益的 dBi 總量，等量減少最大傳導輸出功率及最大功率頻譜密度。

(3) 供固定式點對點操作使用:

(A) 最大傳導輸出功率應小於或等於 1 W。

(B) 在任何 1 MHz 頻帶中最大功率頻譜密度應小於或等於 17 dBm。

(C) 使用超過 23 dBi 方向增益之指向性天線時，應依超過 23 dBi 天線方向增益的 dBi 總量，等量減少最大傳導輸出功率及最大功率頻譜密度。

(D) 固定式點對點操作，不包括點對多點系統、全方向性應用及多台共站發射機傳送相同資訊。

(4) 供用戶端裝置(Client Device)操作使用:

(A) 最大傳導輸出功率應小於或等於 250 mW。

(B) 在任何 1 MHz 頻帶中最大功率頻譜密度應小於或等於 11 dBm。

(C) 使用超過 6 dBi 方向增益之發射天線時，應依超過 6 dBi 天線方向增益的 dBi 總量，等量減少最大傳導輸出功率及最大功率頻譜密度。

4.7.3.2 使用頻率於 5.25 GHz～5.35 GHz 與 5.470 GHz～5.725 GHz 頻段

(1) 最大傳導輸出功率應小於或等於 250 mW 或 11dBm+10log B (B 是 26 dB 發射頻寬，單位 MHz)之較小者。

(2) 最大功率頻譜密度在任何 1 MHz 頻帶中應小於或等於 11 dBm。

(3) 使用超過 6 dBi 方向增益之發射天線時，應依超過 6 dBi 天線方向增益的 dBi 總量，等量減少最大傳導輸出功率及最大功率頻譜密度。

4.7.3.3 使用頻率於 5.725 GHz～5.850 GHz 頻段

(1) 最大傳導輸出功率應小於或等於 1 W。

(2) 在任何 500 kHz 頻帶中最大功率頻譜密度應小於或等於 30 dBm。

(3) 供固定式點對點操作時，使用方向增益超過 6 dBi 之發射天線，可不需對應減少發射器之傳導輸出功率限制值。

(4) 除(3)外，使用超過 6 dBi 方向增益之發射天線時，應依超過 6 dBi 天線方向增益的 dBi 總量，等量減少最大傳導輸出功率及最大功率頻譜密度

4.2. 量測方法

待測物之天線埠經由適當之衰減直接連至頻譜分析儀 RF 輸入端，峰值發射功率必須使用依據均方根等效電壓校準之儀器量測於任何連續傳輸之時段，量測結果須依儀器限制(如偵測器反應時間、相較於發射頻寬有限之解析頻寬能力，靈敏度等)調整得出正確之峰值量測或使用峰值功率表。

待測物應在正常發射狀態下量測。

4.3. 測試架構圖

99% Occupied Bandwidth

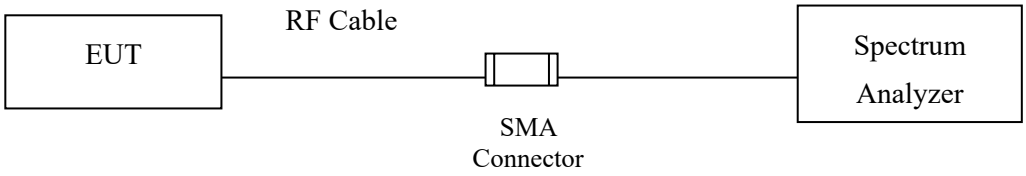

Conduction Power Measurement

Conduction Power Measurement (for 802.11an)

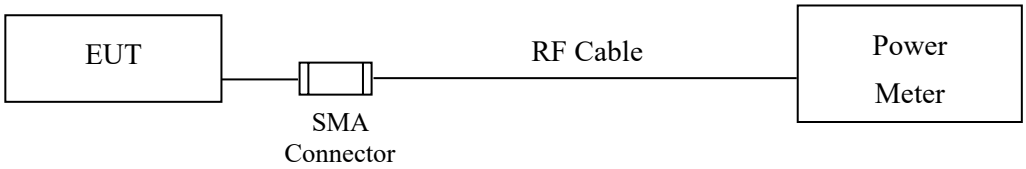

Conduction Power Measurement (for 802.11ac)

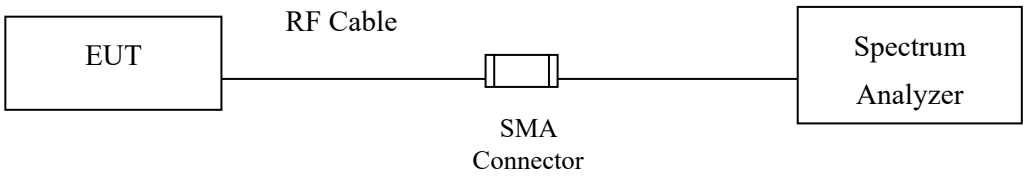

4.4. 量測不確定度

此項測試之量測不確定度

採用功率計為±0.95dB

採用頻譜分析儀±1.30dB

4.5. 峰值發射功率測試結果

待測物名稱：Intel® Wireless-AC 9260

待測物型號：9260NGW　　測試項目：峰值發射功率

測試頻道：--　　測試模式：Mode 1: SISO A: 發射器 802.11a

6 dB 頻寬：1MHz　　視頻頻寬：3MHz

檢測器：峰值　　環境溫度：21 ℃

測試日期：106 年 10 月 24 日　　環境濕度：53 %

Cable loss=1dB		Maximum conducted output power								
Channel No.	Frequency (MHz)	Data Rate (Mbps)								Required Limit
		6	9	12	18	24	36	48	54	
		Measurement Level (dBm)								
36	5180	18.89	--	--	--	--	--	--	--	<24dBm
44	5220	21.35	21.28	21.21	21.14	21.07	21	20.93	20.86	<24dBm
48	5240	21.28	--	--	--	--	--	--	--	<24dBm
52	5260	21.31	--	--	--	--	--	--	--	<24dBm
60	5300	21.25	21.18	21.11	21.04	20.97	20.9	20.83	20.76	<24dBm
64	5320	19.38	--	--	--	--	--	--	--	<24dBm
100	5500	17.07	--	--	--	--	--	--	--	<24dBm
116	5580	21.22	21.15	21.08	21.01	20.94	20.87	20.8	20.73	<24dBm
140	5700	18.01	--	--	--	--	--	--	--	<24dBm
149	5745	21.21	--	--	--	--	--	--	--	<30dBm
157	5785	21.31	21.24	21.17	21.1	21.03	20.96	20.89	20.82	<30dBm
165	5825	21.18	--	--	--	--	--	--	--	<30dBm

Note: Maximum conducted output power Value =Reading value on average power meter + cable loss

Maximum conducted output power Measurement:

Channel Number	Frequency (MHz)	99% Bandwidth (MHz)	Output Power (dBm)	Output Power Limit	
				(dBm)	dBm+10log(BW)
36	5180	--	18.89	30	--
44	5220	--	21.35	30	--
48	5240	--	21.28	30	--
52	5260	18.281	21.31	24	23.62
60	5300	18.281	21.25	24	23.62
64	5320	18.331	19.38	24	23.63
100	5500	18.281	17.07	24	23.62
116	5580	18.281	21.22	24	23.62
140	5700	18.331	18.01	24	23.63
149	5745	--	21.21	30	--
157	5785	--	21.31	30	--
165	5825	--	21.18	30	--

Note:

1. Output Power (dBm) = 10LOG (Chain A Power (mW)+ Chain B Power (mW))
2. 99% Bandwidth is the bandwidth of chain A or chain B whichever is less bandwidth, output power limitation is more stringent.

99% Occupied Bandwidth:

Channel 52

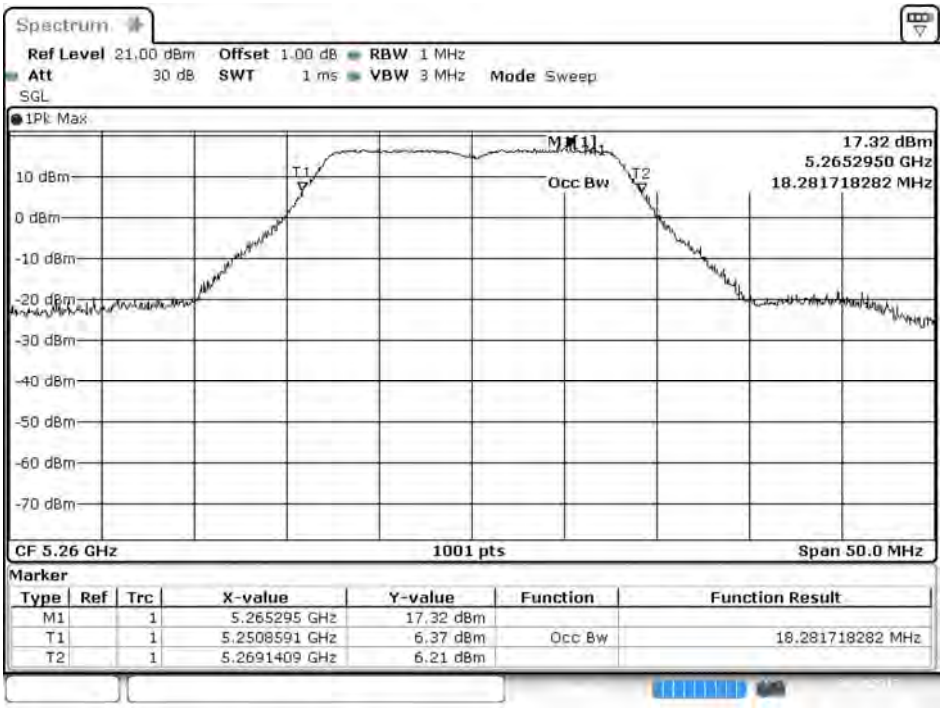

Date: 24.OCT.2017 09:51:53

Channel 60

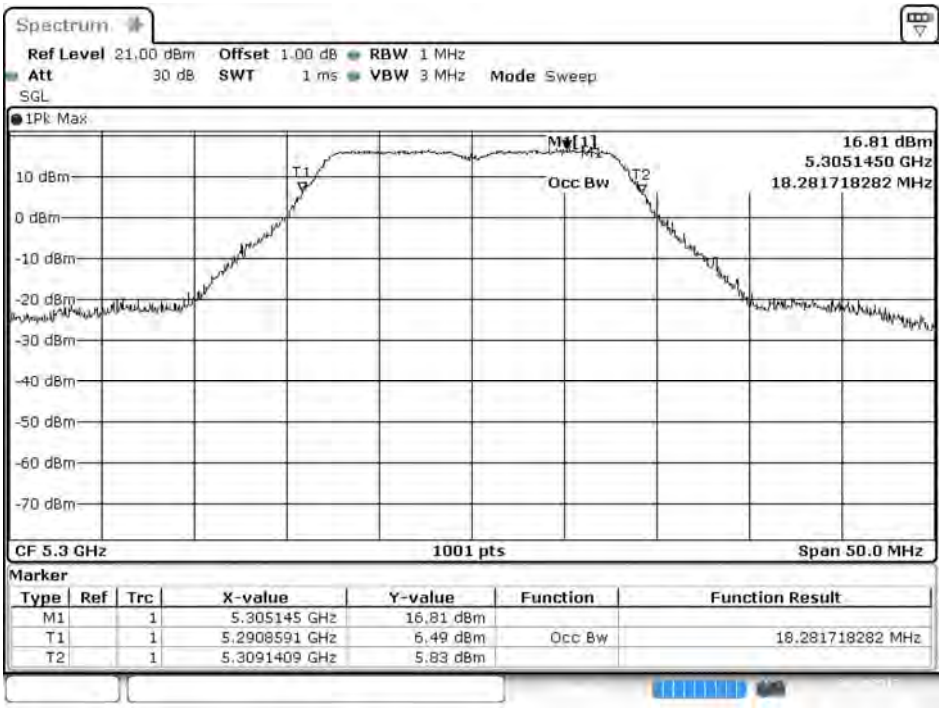

Date: 24.OCT.2017 09:52:33

Channel 64

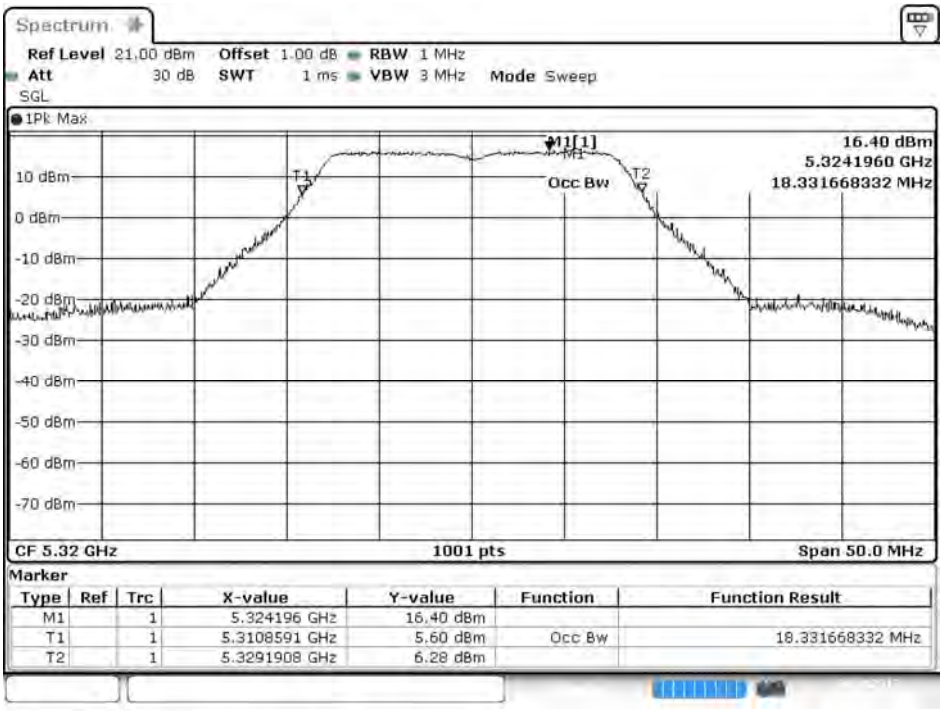

Date: 24.OCT.2017 09:53:07

Channel 100

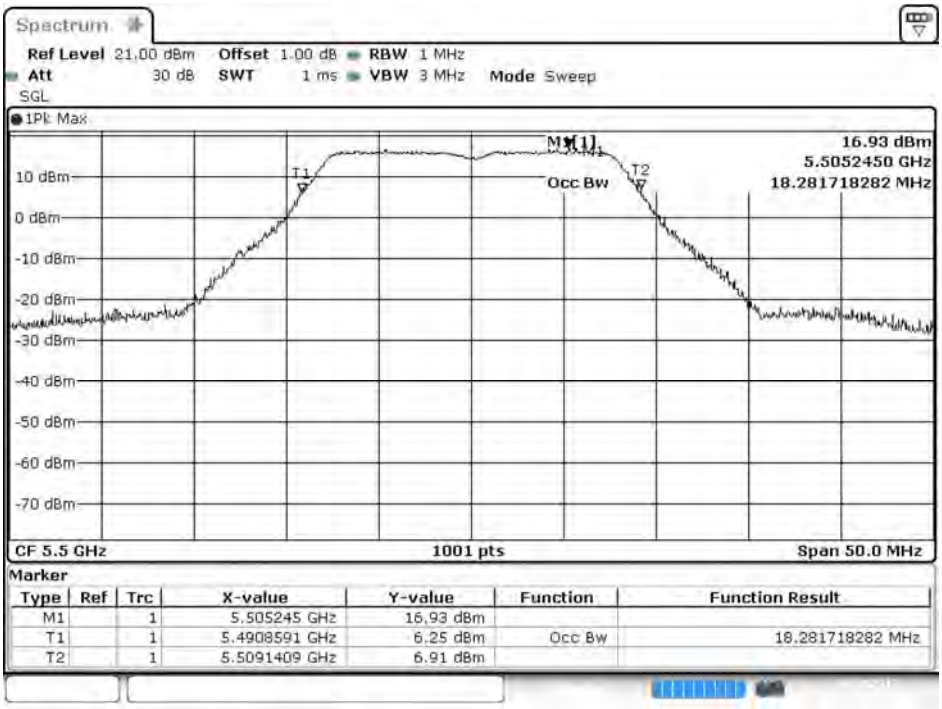

Date: 24.OCT.2017 09:53:41

Channel 116

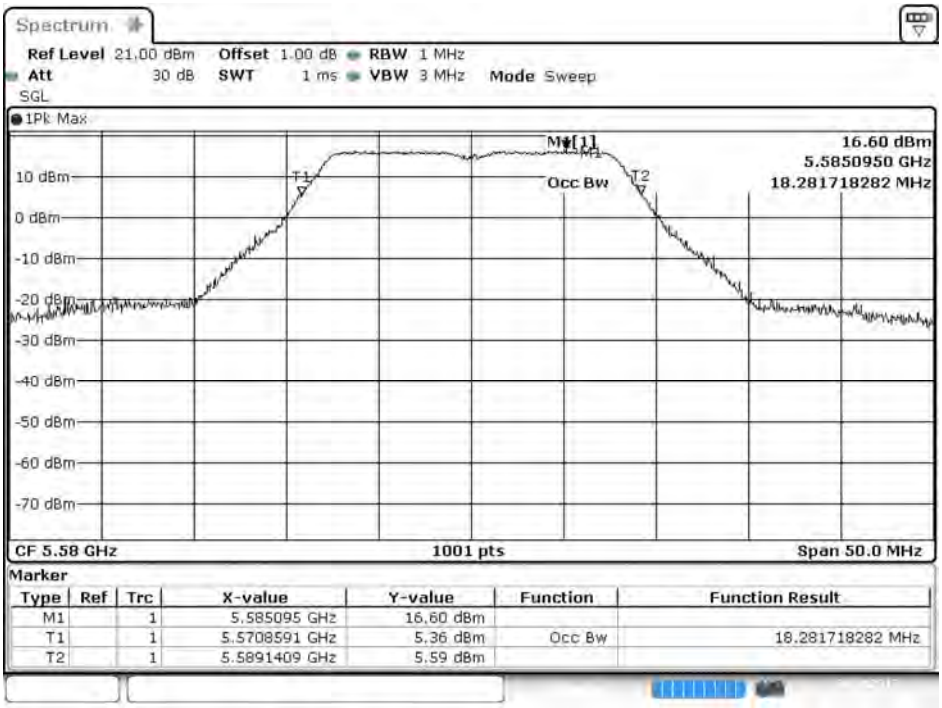

Date: 24.OCT.2017 09:54:17

Channel 140: Chain A

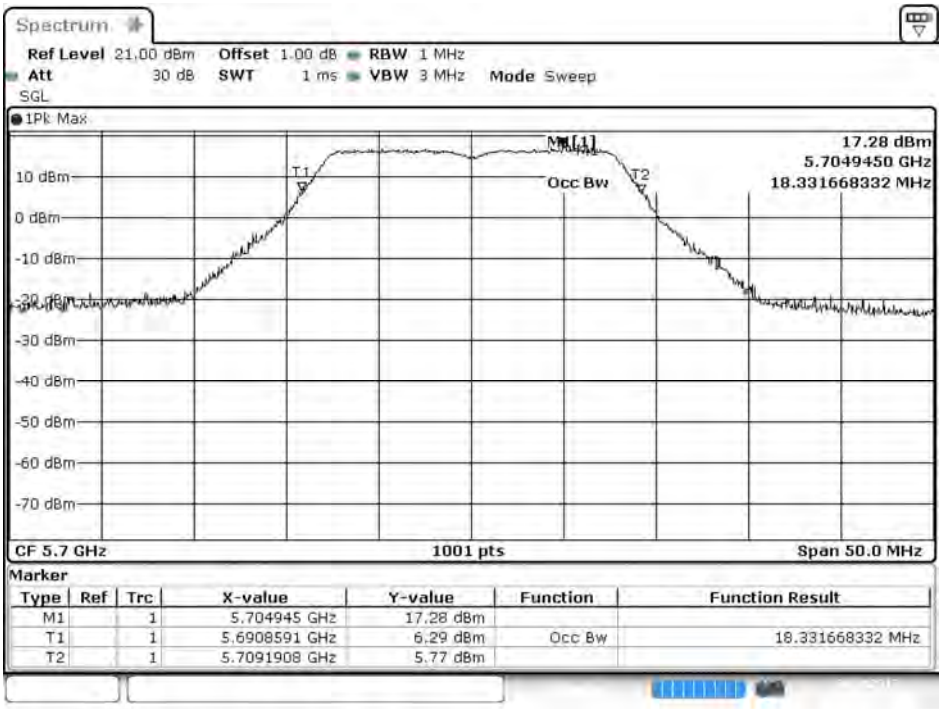

Date: 24.OCT.2017 09:54:51

待測物名稱：Intel® Wireless-AC 9260
待測物型號：9260NGW　　測 試 項 目 ：峰值發射功率
測 試 頻 道 ：--　　測 試 模 式 ：Mode 1: SISO A: 發射器 802.11n-20BW
6 dB 頻寬：1MHz　　視 頻 頻 寬 ：3MHz
檢 測 器 ：峰值　　環 境 溫 度 ：21 ℃
測 試 日 期 ：106 年 10 月 24 日　　環 境 濕 度 ：53 %

Cable loss=1dB		Maximum conducted output power								
Channel No.	Frequency (MHz)	Data Rate (Mbps)								Required Limit
		HT0	HT1	HT2	HT3	HT4	HT5	HT6	HT7	
		Measurement Level (dBm)								
36	5180	18.88	--	--	--	--	--	--	--	<24dBm
44	5220	21.41	21.34	21.27	21.2	21.13	21.06	20.99	20.92	<24dBm
48	5240	21.39	--	--	--	--	--	--	--	<24dBm
52	5260	21.24	--	--	--	--	--	--	--	<24dBm
60	5300	21.35	21.28	21.21	21.14	21.07	21	20.93	20.86	<24dBm
64	5320	19.01	--	--	--	--	--	--	--	<24dBm
100	5500	16.85	--	--	--	--	--	--	--	<24dBm
116	5580	21.34	21.27	21.2	21.13	21.06	20.99	20.92	20.85	<24dBm
140	5700	17.51	--	--	--	--	--	--	--	<24dBm
149	5745	21.22	--	--	--	--	--	--	--	<30dBm
157	5785	21.31	21.24	21.17	21.1	21.03	20.96	20.89	20.82	<30dBm
165	5825	21.1	--	--	--	--	--	--	--	<30dBm

Note: Maximum conducted output power Value =Reading value on average power meter + cable loss

Maximum conducted output power Measurement:

Channel Number	Frequency (MHz)	99% Bandwidth (MHz)	Output Power (dBm)	Output Power Limit	
				(dBm)	dBm+10log(BW)
36	5180	--	18.88	24	--
44	5220	--	21.41	24	--
48	5240	--	21.39	24	--
52	5260	19.280	21.24	24	23.85
60	5300	19.280	21.35	24	23.85
64	5320	19.280	19.01	24	23.85
100	5500	19.280	16.85	24	23.85
116	5580	19.280	21.34	24	23.85
140	5700	19.280	17.51	24	23.85
149	5745	--	21.22	30	--
157	5785	--	21.31	30	--
165	5825	--	21.1	30	--

Note:

1. Output Power (dBm) = 10LOG (Chain A Power (mW)+ Chain B Power (mW))
2. 99% Bandwidth is the bandwidth of chain A or chain B whichever is less bandwidth, output power limitation is more stringent.

99% Occupied Bandwidth:

Channel 52

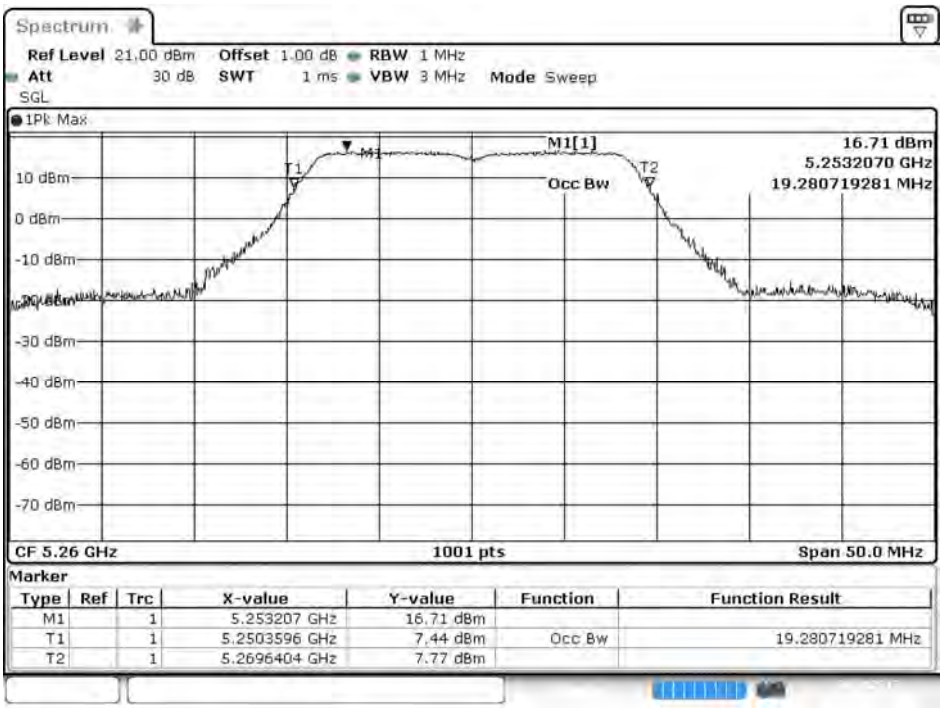

Date: 24.OCT.2017 09:55:35

Channel 60

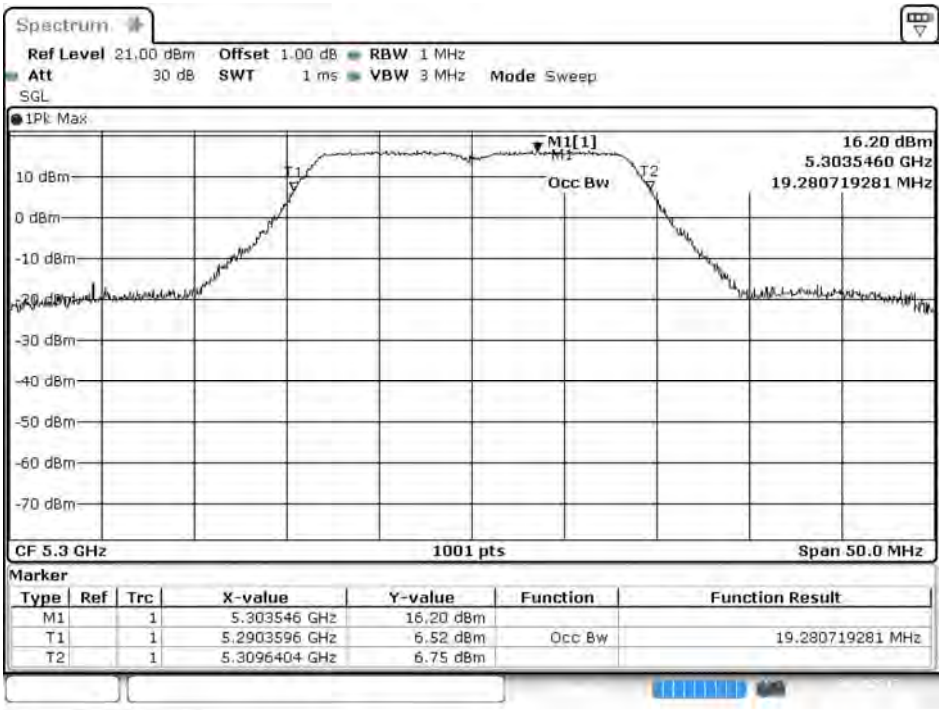

Date: 24.OCT.2017 09:56:15

Channel 64

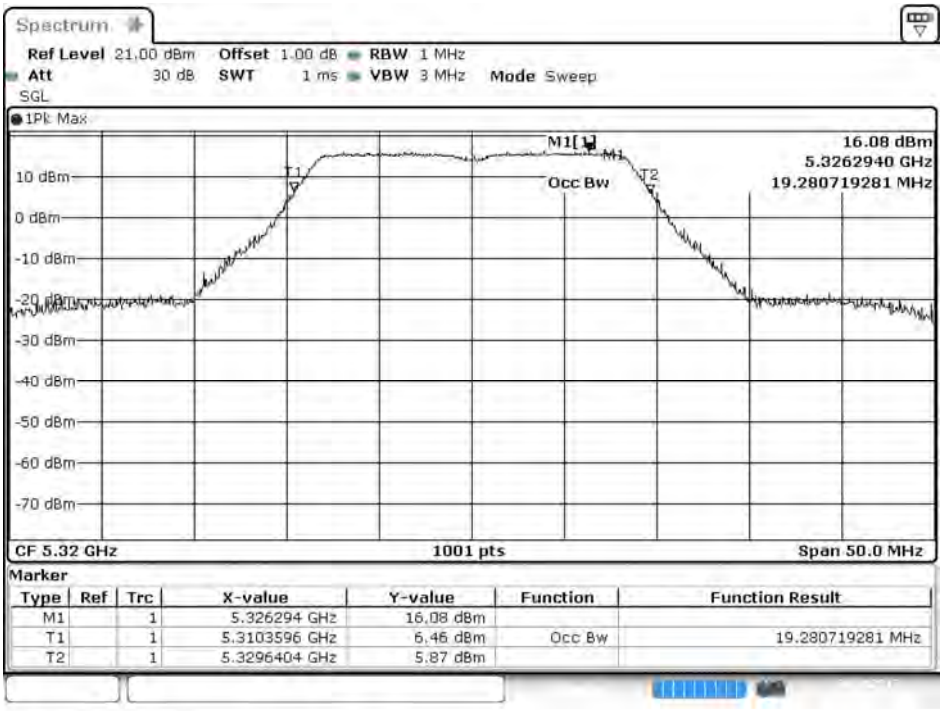

Date: 24.OCT.2017 09:56:51

Channel 100

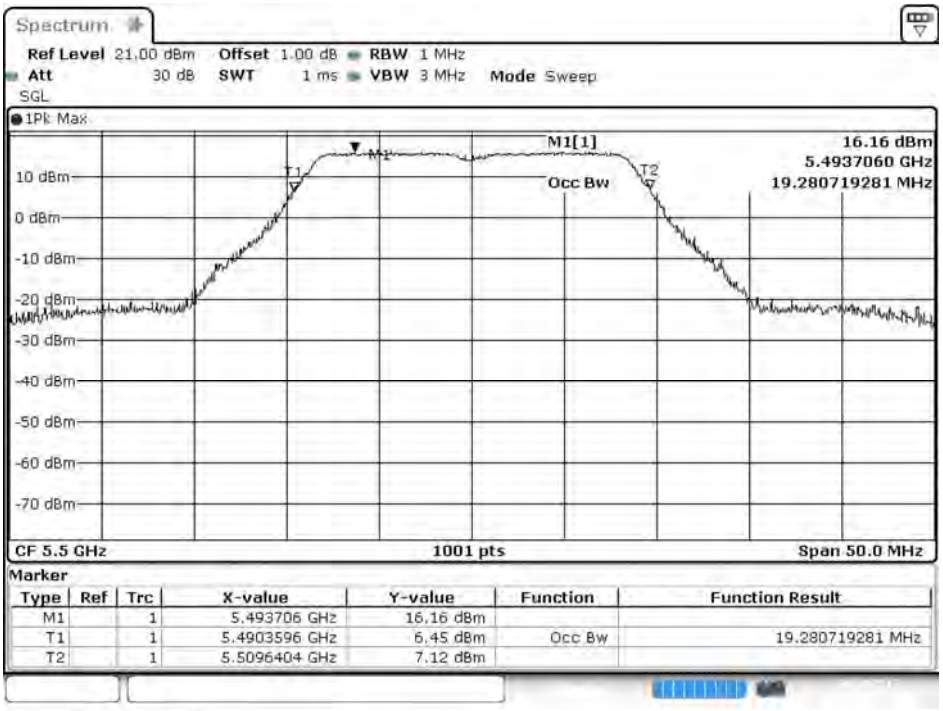

Date: 24.OCT.2017 09:57:28

Channel 116

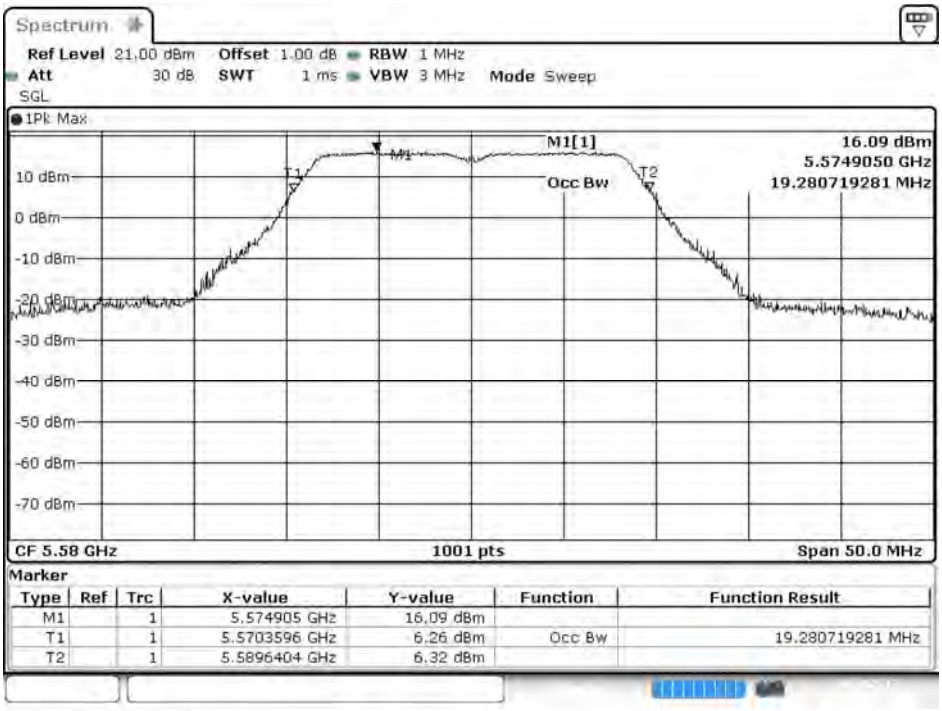

Date: 24.OCT.2017 09:58:04

Channel 140

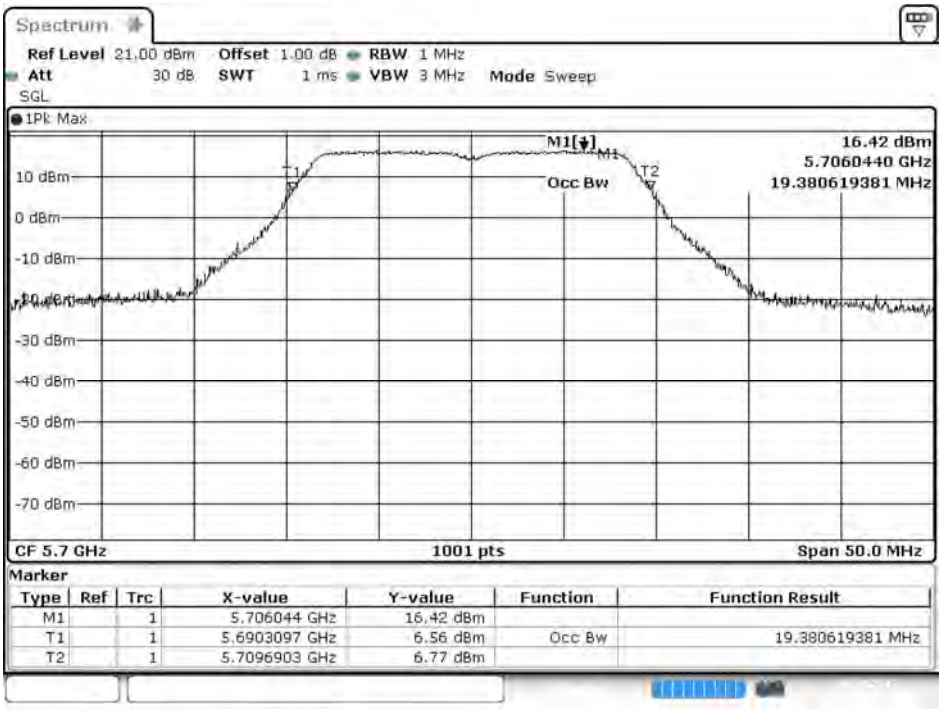

Date: 24.OCT.2017 09:58:38

待測物名稱：Intel® Wireless-AC 9260
待測物型號：9260NGW　　測試項目：峰值發射功率
測試頻道：--　　測試模式：Mode 1: SISO A: 發射器 802.11n-40BW
6 dB 頻寬：1MHz　　視頻頻寬：3MHz
檢測器：峰值　　環境溫度：21 ℃
測試日期：106 年 10 月 24 日　　環境濕度：53 %

Cable loss=1dB		Maximum conducted output power								
Channel No.	Frequency (MHz)	Data Rate (Mbps)								Required Limit
		HT0	HT1	HT2	HT3	HT4	HT5	HT6	HT7	
		Measurement Level (dBm)								
38	5190	19.12	--	--	--	--	--	--	--	<24dBm
46	5230	21.34	21.27	21.2	21.13	21.06	20.99	20.92	20.85	<24dBm
54	5270	21.21	--	--	--	--	--	--	--	<24dBm
62	5310	16.33	16.26	16.19	16.12	16.05	15.98	15.91	15.84	<24dBm
102	5510	17.58	--	--	--	--	--	--	--	<24dBm
110	5550	21.31	21.24	21.17	21.1	21.03	20.96	20.89	20.82	<24dBm
134	5670	19.59	--	--	--	--	--	--	--	<24dBm
151	5755	21.35	--	--	--	--	--	--	--	<30dBm
159	5795	21.27	21.2	21.13	21.06	20.99	20.92	20.85	20.78	<30dBm

Note: Maximum conducted output power Value =Reading value on average power meter + cable loss

Maximum conducted output power Measurement:

Channel Number	Frequency (MHz)	99% Bandwidth (MHz)	Output Power (dBm)	Output Power Limit	
				(dBm)	dBm+10log(BW)
38	5190	--	19.12	24	--
46	5230	--	21.34	24	--
54	5270	36.963	21.21	24	26.68
62	5310	37.012	16.33	24	26.68
102	5510	37.062	17.58	24	26.69
110	5550	37.062	21.31	24	26.69
134	5670	37.062	19.59	24	26.69
151	5755	--	21.35	30	--
159	5795	--	21.27	30	--

Note:

1. Output Power (dBm) = 10LOG (Chain A Power (mW)+ Chain B Power (mW))
2. 99% Bandwidth is the bandwidth of chain A or chain B whichever is less bandwidth, output power limitation is more stringent.

99% Occupied Bandwidth:

Channel 54

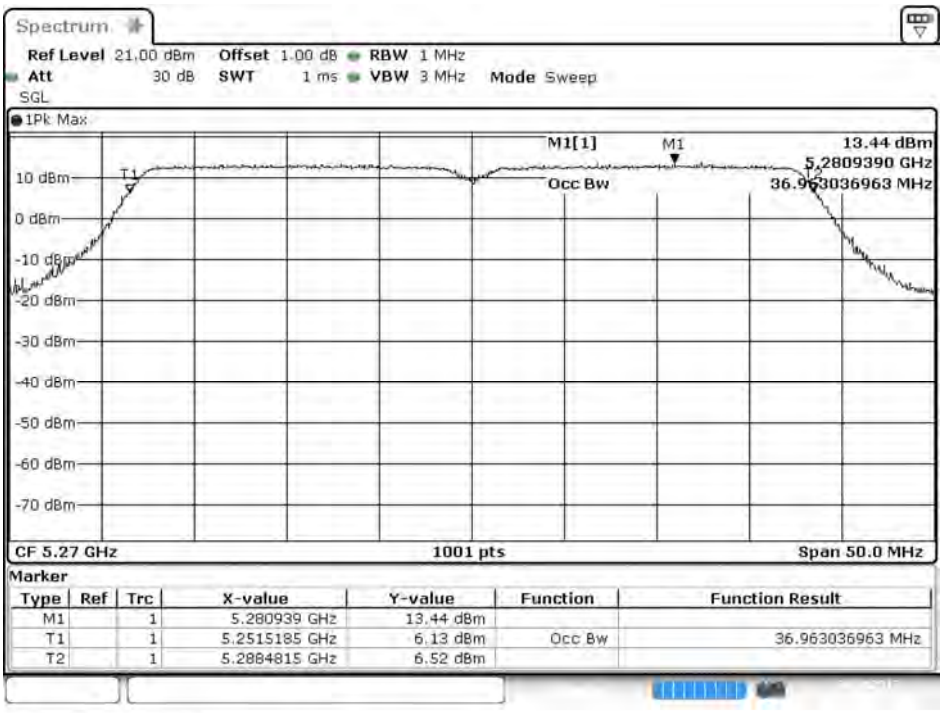

Date: 24.OCT.2017 09:58:16

Channel 62

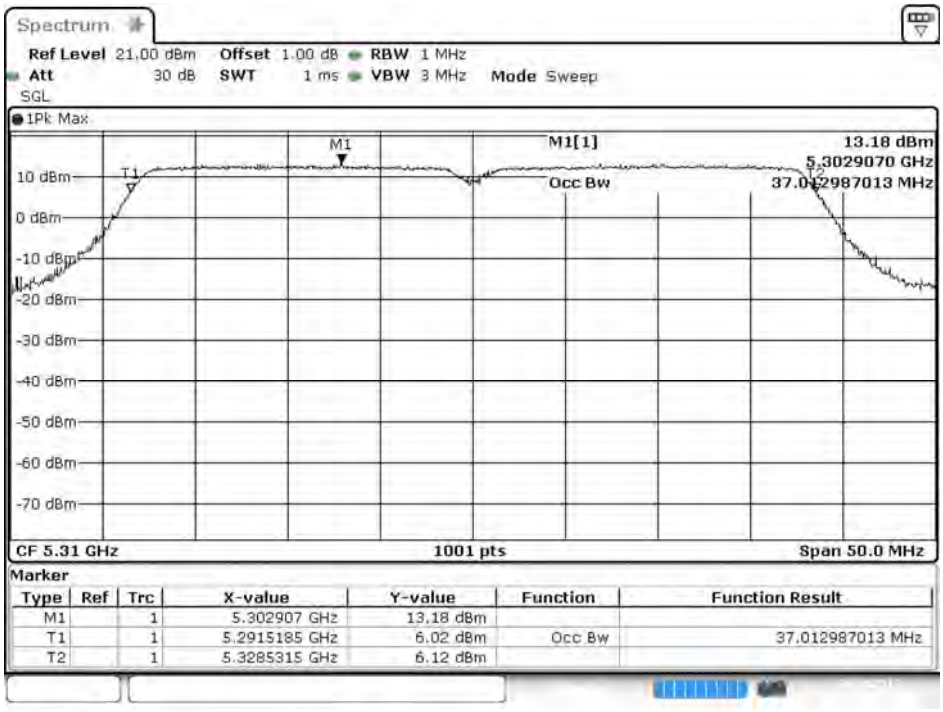

Date: 24.OCT.2017 09:59:49

Channel 102

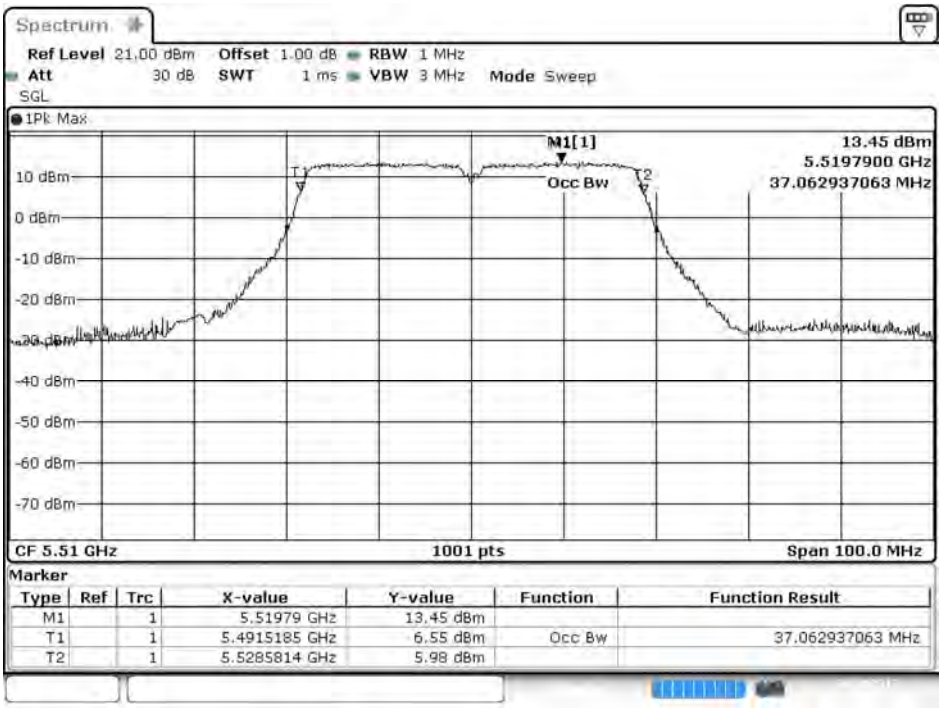

Date: 24.OCT.2017 10:00:22

Channel 110

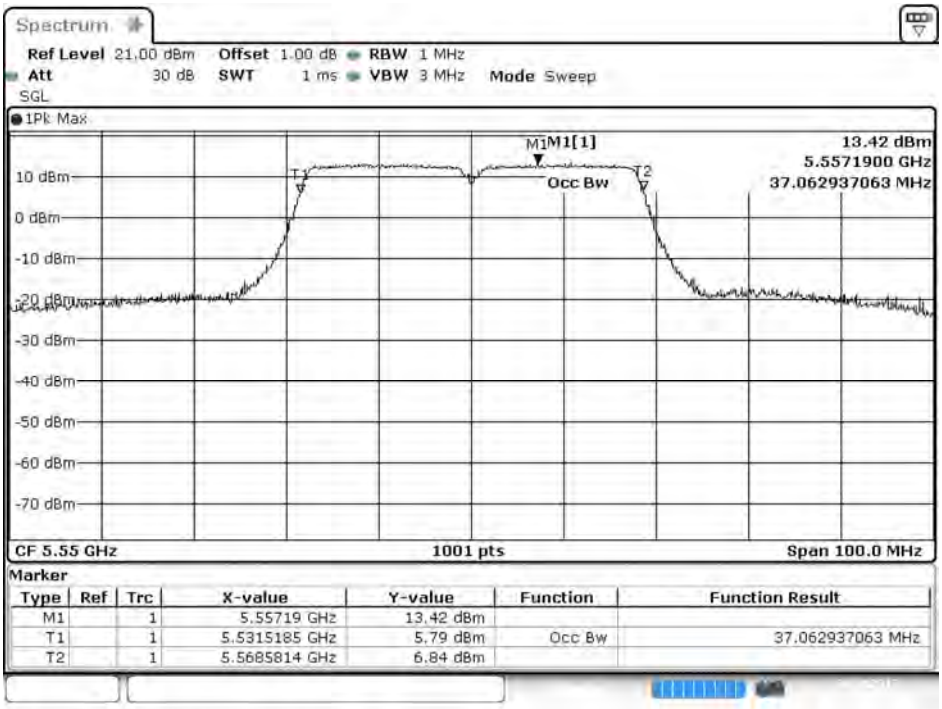

Date: 24.OCT.2017 10:01:13

Channel 134

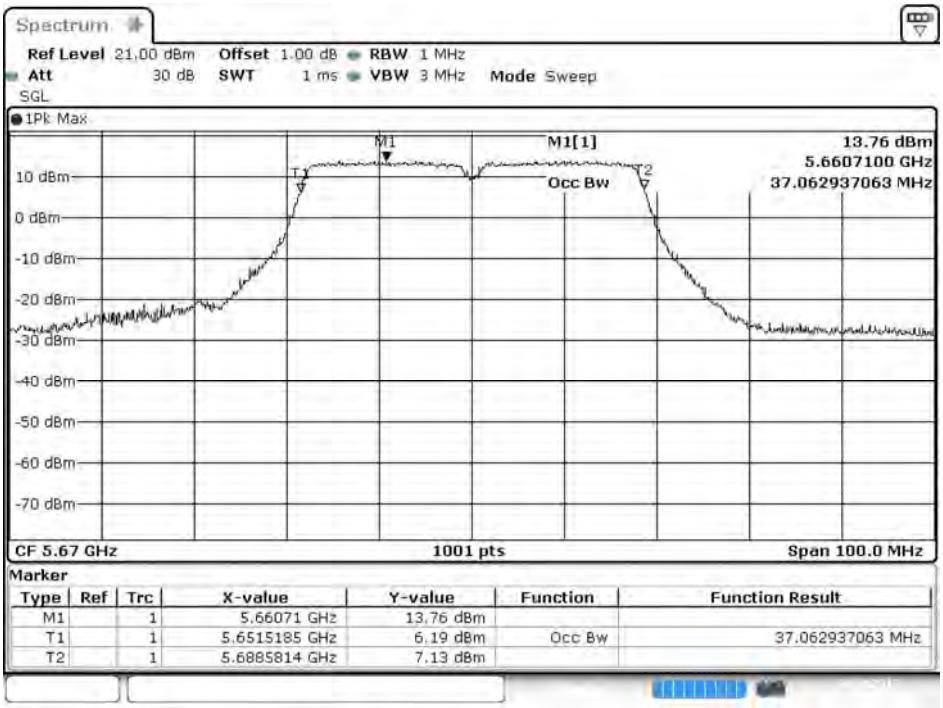
Spectrum
Ref Level 21.00 dBm Offset 1.00 dB RBW 1 MHz
Att 30 dB SWT 1 ms VBW 3 MHz Mode Sweep
SGL
1Pk Max
M1
M1[1]
13.76 dBm
5.6607100 GHz
37.062937063 MHz
Occ Bw
T1
T2
10 dBm
0 dBm
-10 dBm
-20 dBm
-30 dBm
-40 dBm
-50 dBm
-60 dBm
-70 dBm
CF 5.67 GHz
1001 pts
Span 100.0 MHz
Marker
Type Ref Trc X-value Y-value Function Function Result
M1 1 5.66071 GHz 13.76 dBm
T1 1 5.6515185 GHz 6.19 dBm Occ Bw 37.062937063 MHz
T2 1 5.6885814 GHz 7.13 dBm
Date: 24.OCT.2017 10:02:13

待測物名稱：Intel® Wireless-AC 9260
待測物型號：9260NGW　　測試項目：峰值發射功率
測試頻道：--　　測試模式：Mode 1: SISO A: 發射器 802.11ac-20BW
6 dB 頻寬：1MHz　　視頻頻寬：3MHz
檢測器：峰值　　環境溫度：21 ℃
測試日期：106 年 10 月 24 日　　環境濕度：53 %

Cable loss=1dB		Maximum conducted output power									
Channel No.	Frequency (MHz)	Data Rate (Mbps)									Required Limit
		HT0	HT1	HT2	HT3	HT4	HT5	HT6	HT7	HT8	
		Measurement Level (dBm)									
144 (Band3)	5720	20.16	20.11	20.07	20.02	19.97	19.92	19.87	19.82	19.77	<24dBm
144 (Band4)	5720	15.54	15.49	15.45	15.41	15.37	15.32	15.27	15.22	15.18	<30dBm

Note: Maximum conducted output power Value =Reading value on Spectrum Analyzer + cable loss

Maximum conducted output power Measurement:

Channel No	Frequency Range	99% Bandwidth	Output Power	Output Power Limit		Result
	(MHz)	(MHz)	(dBm)	(dBm)	dBm+10log(BW)	
144(Band3)	5720	14.670	20.16	24	22.66	Pass
144(Band4)	5720	--	15.54	30	--	Pass

Note:

1. Output Power (dBm) = 10LOG (Chain A Power (mW)+ Chain B Power (mW))
2. 99% Bandwidth is the bandwidth of chain A or chain B whichever is less bandwidth, output power limitation is more stringent.

99% Occupied Bandwidth:

Channel 144

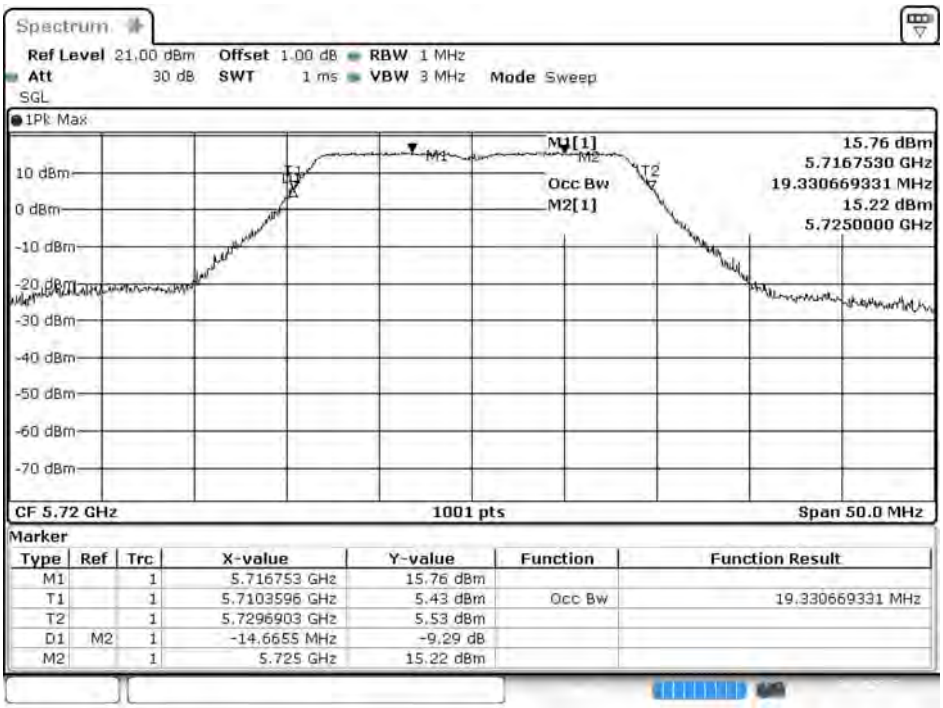

Maximum conducted output power:

Channel 144 (Band3)

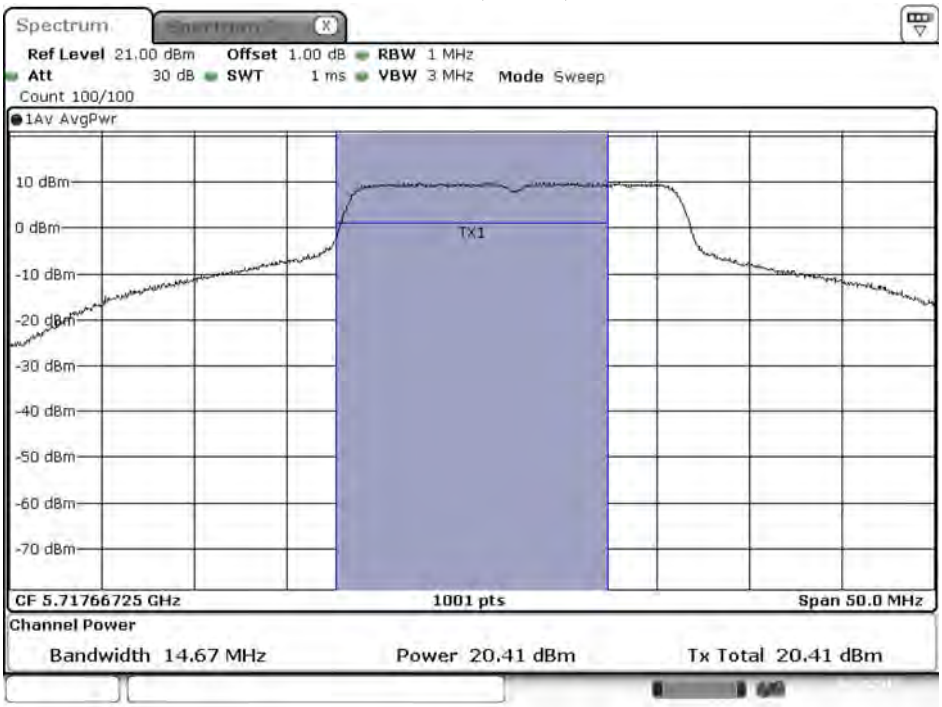

Date: 24.OCT.2017 14:54:51

Channel 144 (Band3)

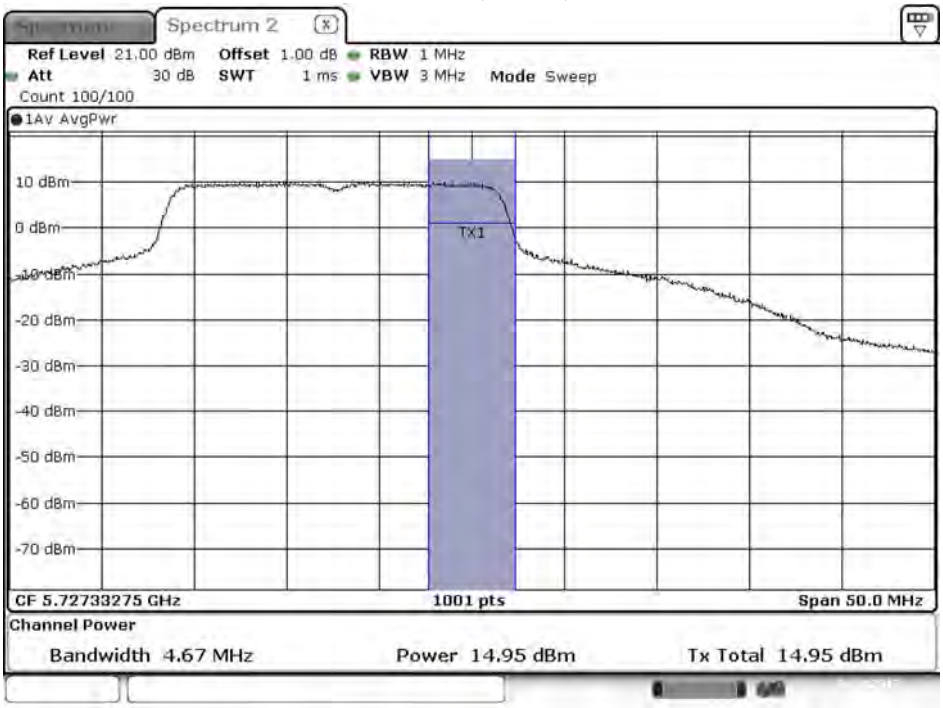

Date: 24.OCT.2017 14:55:03

待測物名稱：Intel® Wireless-AC 9260
待測物型號：9260NGW　　測 試 項 目 ：峰值發射功率
測 試 頻 道 ：--　　測 試 模 式 ：Mode 1: SISO A: 發射器 802.11ac-40BW
6 dB 頻寬：1MHz　　視 頻 頻 寬 ：3MHz
檢 測 器 ：峰值　　環 境 溫 度 ：21 ℃
測 試 日 期 ：106 年 10 月 24 日　　環 境 濕 度 ：53 %

Cable loss=1dB		Maximum conducted output power									
Channel No.	Frequency (MHz)	Data Rate (Mbps)									Required Limit
		HT0	HT1	HT2	HT3	HT4	HT5	HT6	HT7	HT8	
		Measurement Level (dBm)									
142F(Band3)	5710	20.86	20.82	20.77	20.72	20.67	20.62	20.57	20.53	20.49	<24dBm
142F(Band4)	5710	12.27	12.23	12.19	12.13	12.09	12.05	11.98	11.93	11.87	<30dBm

Note: Maximum conducted output power Value =Reading value on Spectrum Analyzer + cable loss

Maximum conducted output power Measurement:

Channel No	Frequency Range	99% Bandwidth	Output Power	Output Power Limit		Result
	(MHz)	(MHz)	(dBm)	(dBm)	dBm+10log(BW)	
142F(Band3)	5710	59.800	20.86	24	28.77	Pass
142F(Band4)	5710	--	12.27	30	--	Pass

Note:

1. Output Power (dBm) = 10LOG (Chain A Power (mW)+ Chain B Power (mW))
2. 99% Bandwidth is the bandwidth of chain A or chain B whichever is less bandwidth, output power limitation is more stringent.

99% Occupied Bandwidth:

Channel 142

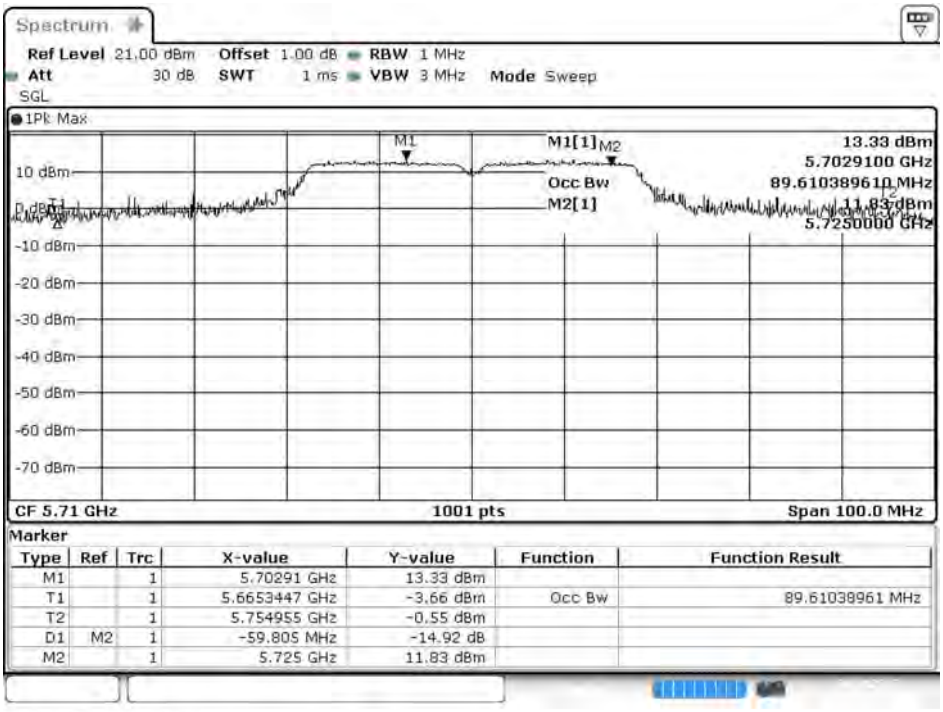

Maximum conducted output power:

Channel 142 (Band3)

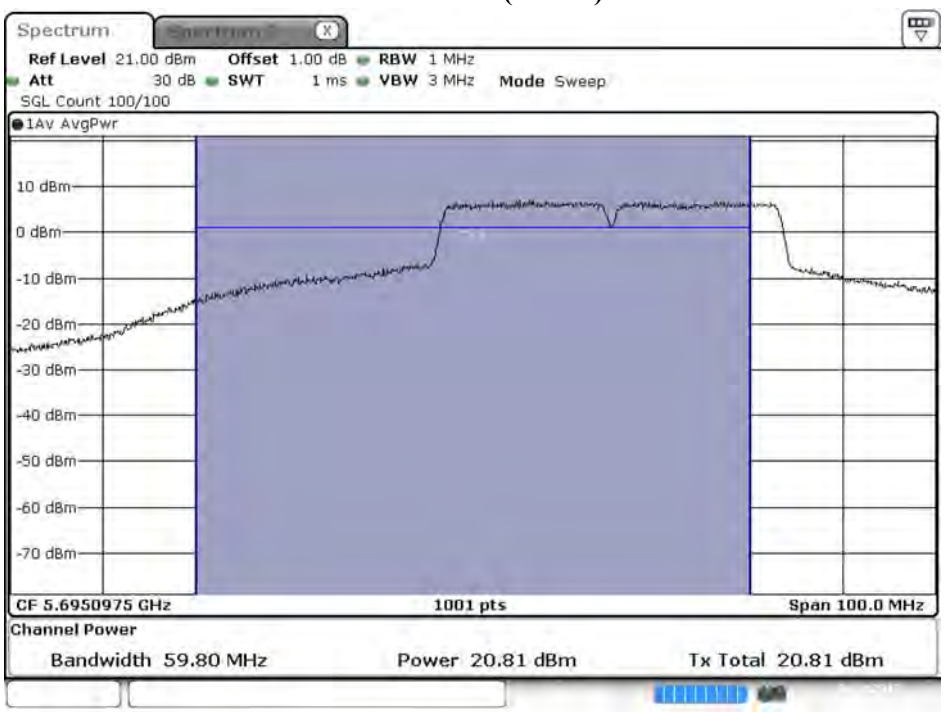

Date: 24.OCT.2017 15:10:59

Channel 142 (Band4)

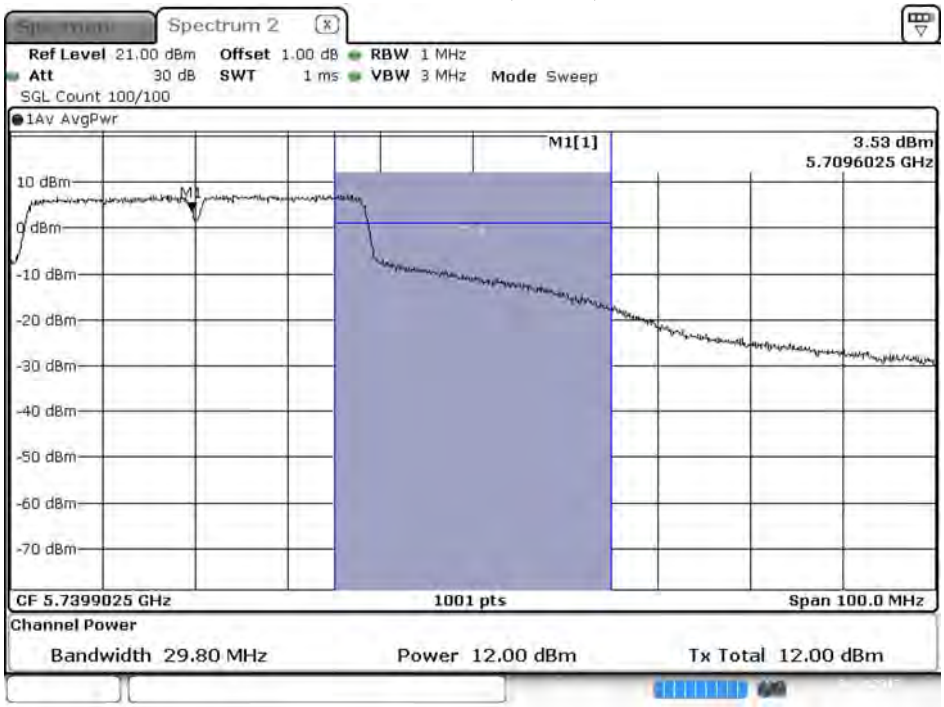

Date: 24.OCT.2017 15:11:23

待測物名稱：Intel® Wireless-AC 9260
待測物型號：9260NGW　　測試項目：峰值發射功率
測試頻道：--　　測試模式：Mode 1: SISO A: 發射器 802.11ac-80BW
6 dB 頻寬：1MHz　　視頻頻寬：3MHz
檢測器：峰值　　環境溫度：21 ℃
測試日期：106 年 10 月 24 日　　環境濕度：53 %

Cable loss=1dB		Maximum conducted output power										
Channel No	Frequency (MHz)	Data Rate (Mbps)										Required Limit
		VTH0	VTH1	VTH2	VTH3	VTH4	VTH5	VTH6	VTH7	VTH8	VTH9	
42	5210	17.55	17.49	17.45	17.40	17.36	17.32	17.28	17.23	17.18	17.13	<24dBm
58	5290	18.29	18.25	18.21	18.16	18.09	18.04	17.99	17.95	17.89	17.84	<24dBm
106	5530	17.07	17.03	16.98	16.93	16.89	16.83	16.79	16.75	16.69	16.65	<24dBm
122	5610	21.42	21.38	21.35	21.29	21.25	21.20	21.16	21.13	21.09	21.05	<24dBm
138(Band3)	5690	21.28	21.24	21.19	21.16	21.13	21.09	21.05	20.99	20.96	20.92	<24dBm
138(Band4)	5690	6.79	6.75	6.69	6.65	6.60	6.56	6.51	6.46	6.41	6.37	<30dBm
155	5775	18.12	18.08	18.03	17.98	17.93	17.88	17.85	17.79	17.74	17.70	<30dBm

Note: Maximum conducted output power Value =Reading value on Spectrum Analyzer + cable loss

Maximum conducted output power Measurement

Channel No	Frequency Range	99% Bandwidth	Output Power	Output Power Limit		Result
	(MHz)	(MHz)	(dBm)	(dBm)	dBm+10log(BW)	
42	5210	--	17.55	24	--	Pass
58	5290	75.330	18.29	24	29.77	Pass
106	5530	75.330	17.07	24	29.77	Pass
122	5610	79.920	21.42	24	30.03	Pass
138(Band3)	5690	78.060	21.28	24	29.92	Pass
138(Band4)	5690	--	6.79	30	--	Pass
155	5775	--	18.12	30	--	Pass

Note:

1. Output Power (dBm) = 10LOG (Chain A Power (mW)+ Chain B Power (mW))
2. 99% Bandwidth is the bandwidth of chain A or chain B whichever is less bandwidth, output power limitation is more stringent.

99% Occupied Bandwidth:

Channel 42

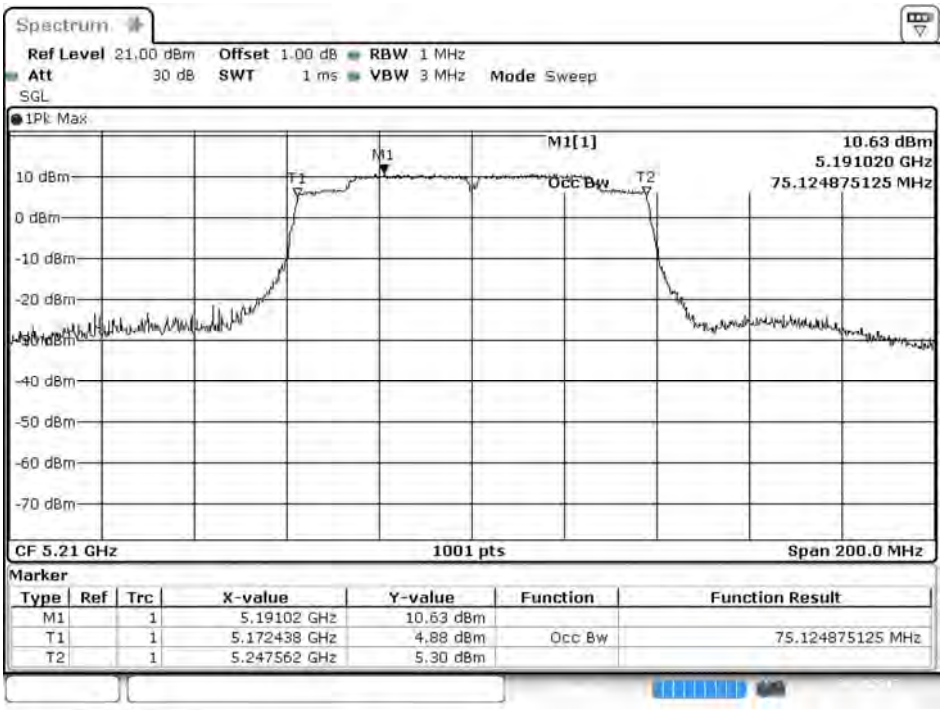

Date: 24.OCT.2017 10:51:48

Channel 58

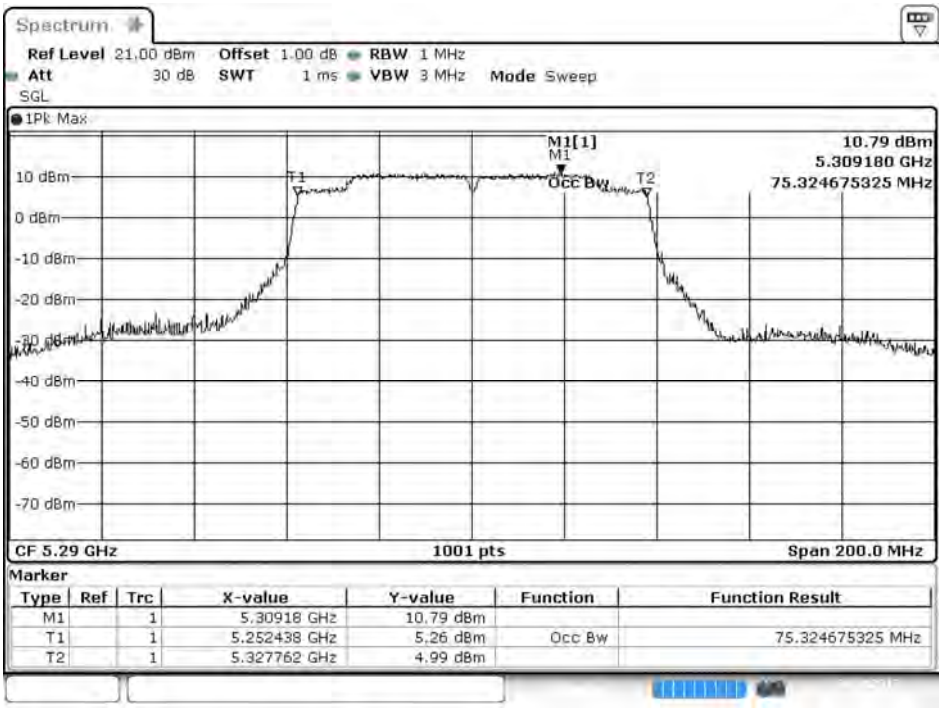

Date: 24.OCT.2017 10:53:00

Channel 106

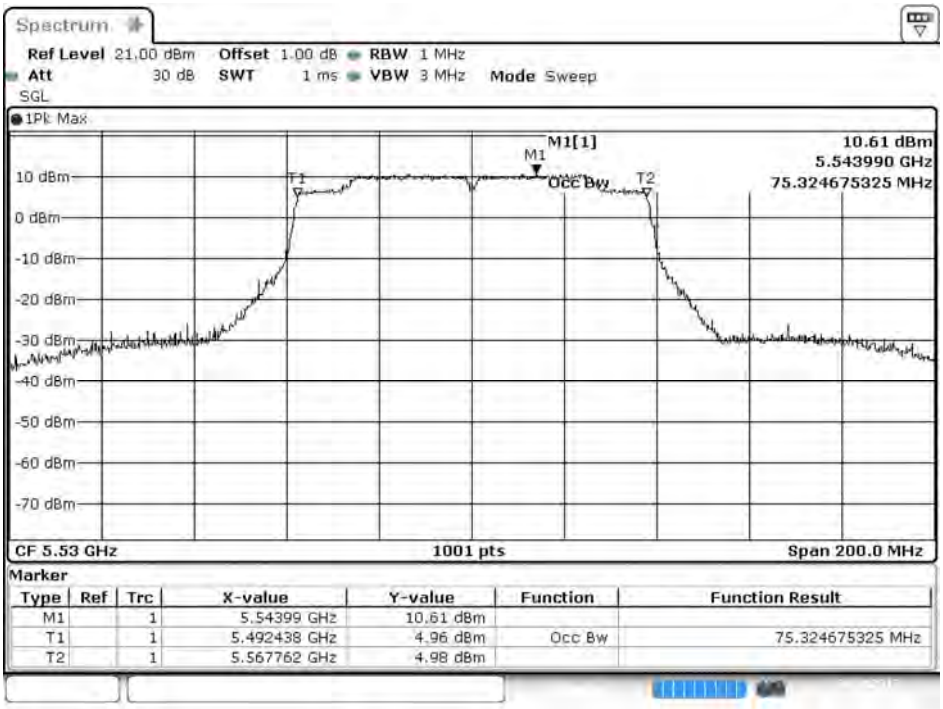

Date: 24.OCT.2017 10:54:13

Channel 122

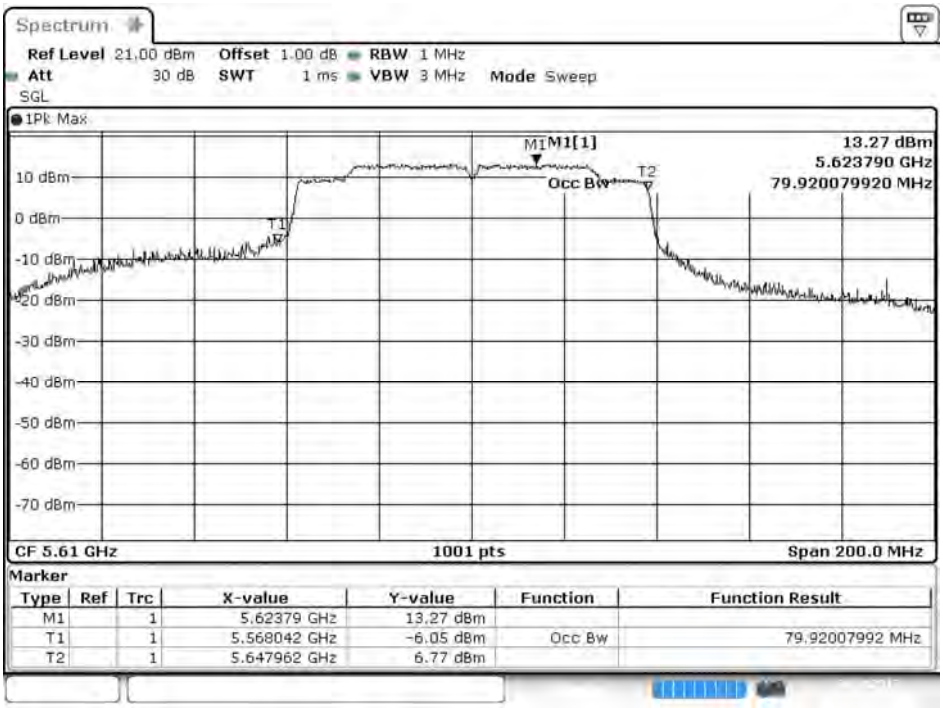

Date: 24.OCT.2017 10:55:22

Channel 138

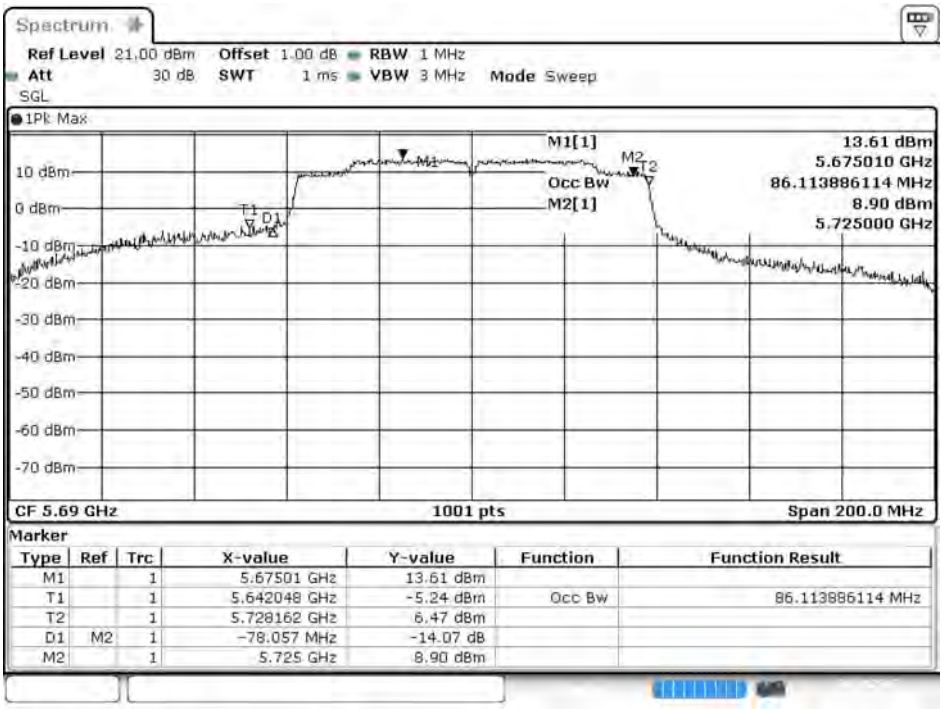

Marker

Type	Ref	Trc	X-value	Y-value	Function	Function Result
M1		1	5.67501 GHz	13.61 dBm		
T1		1	5.642048 GHz	-5.24 dBm	Occ Bw	86.113886114 MHz
T2		1	5.728162 GHz	6.47 dBm		
D1	M2	1	-78.057 MHz	-14.07 dB		
M2		1	5.725 GHz	8.90 dBm		

Date: 24.OCT.2017 10:56:48

Channel 155

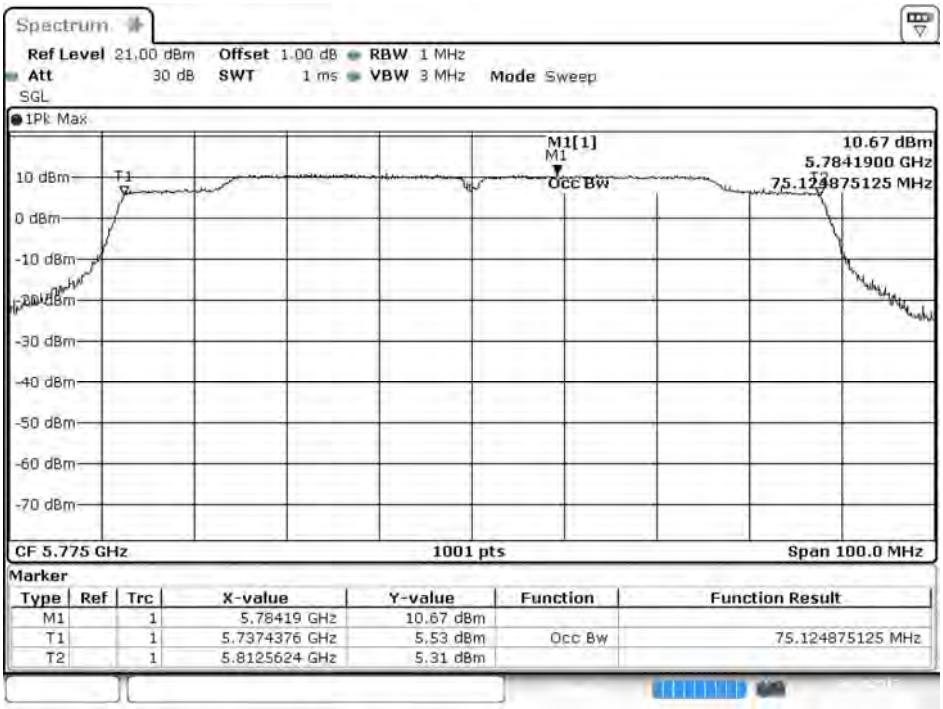

Marker

Type	Ref	Trc	X-value	Y-value	Function	Function Result
M1		1	5.78419 GHz	10.67 dBm		
T1		1	5.7374376 GHz	5.53 dBm	Occ Bw	75.124875125 MHz
T2		1	5.8125624 GHz	5.31 dBm		

Date: 24.OCT.2017 10:58:24

Maximum conducted output power:

Channel 42

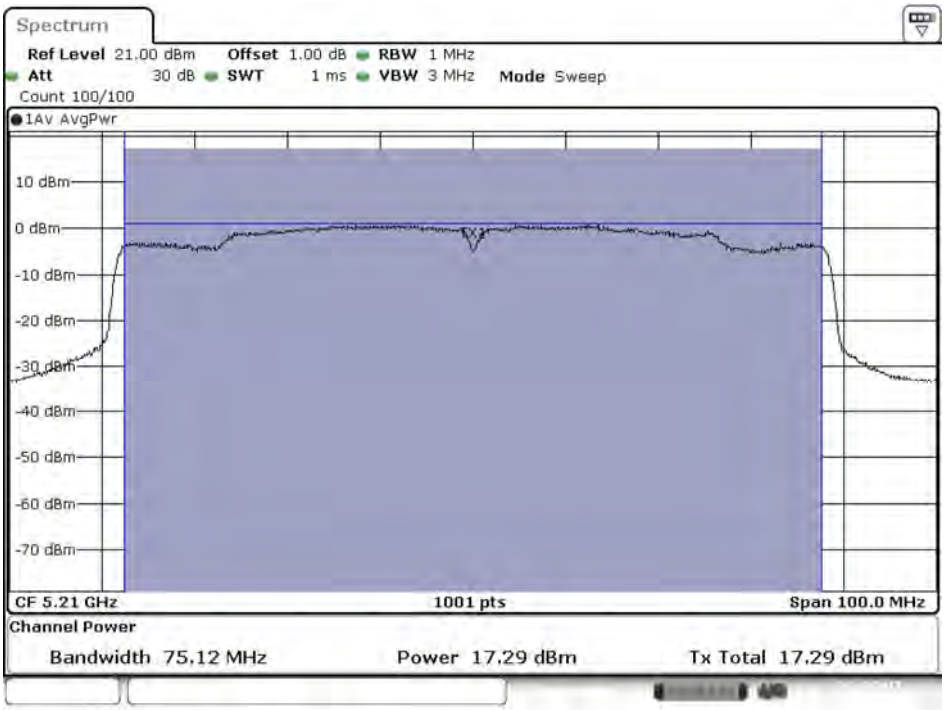

Date: 24.OCT.2017 14:23:36

Maximum conducted output power:

Channel 58

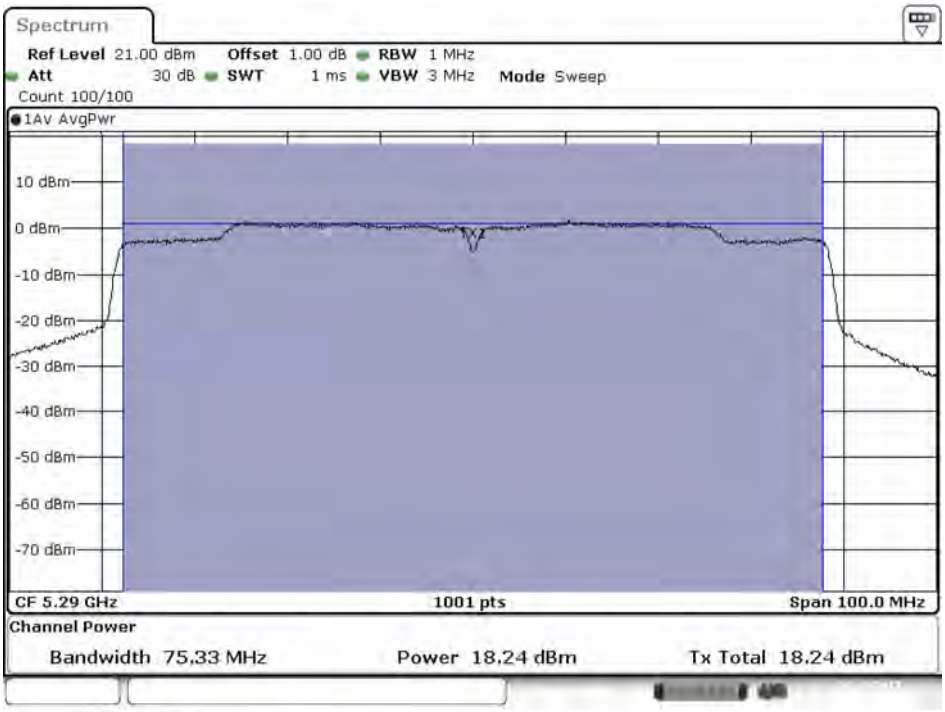

Date: 24.OCT.2017 14:28:27

Maximum conducted output power:

Channel 106

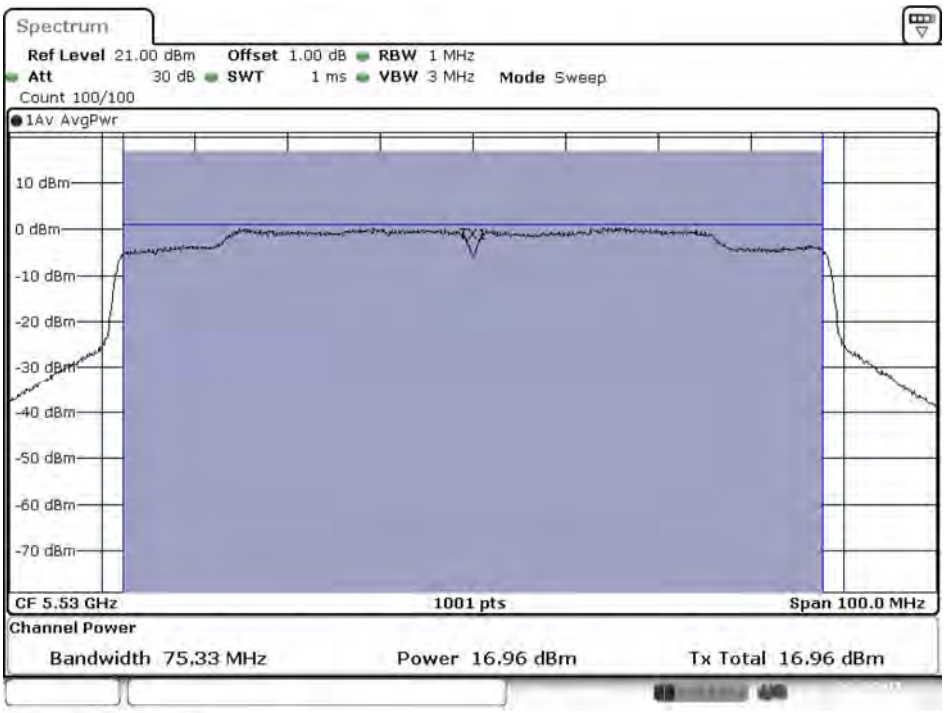

Date: 24.OCT.2017 14:32:19

Maximum conducted output power:

Channel 122

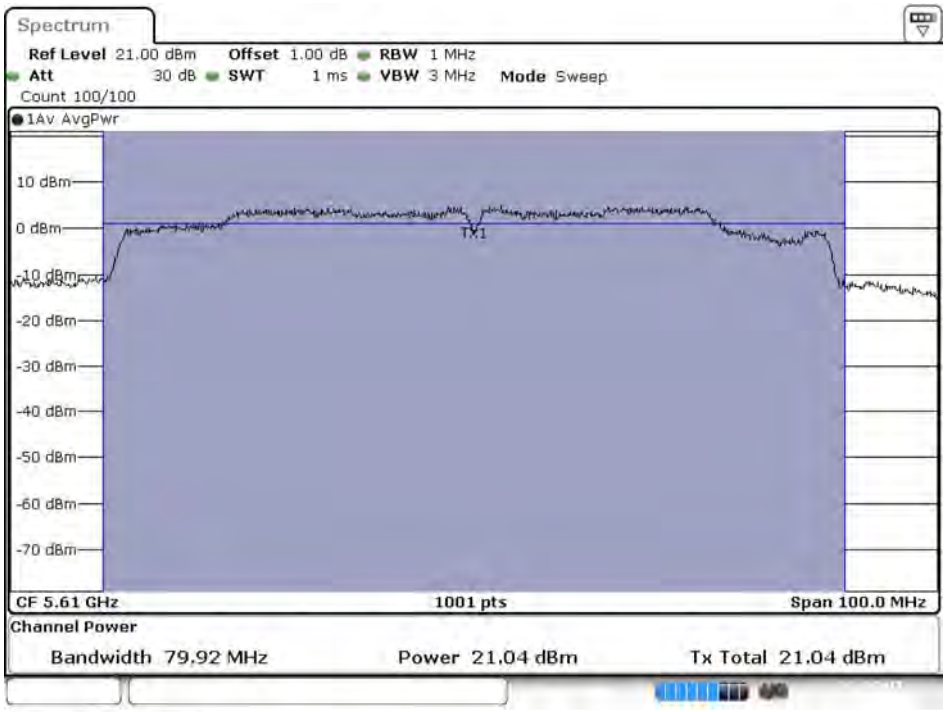

Date: 24.OCT.2017 14:34:03

Maximum conducted output power:

Channel 138 (Band3)

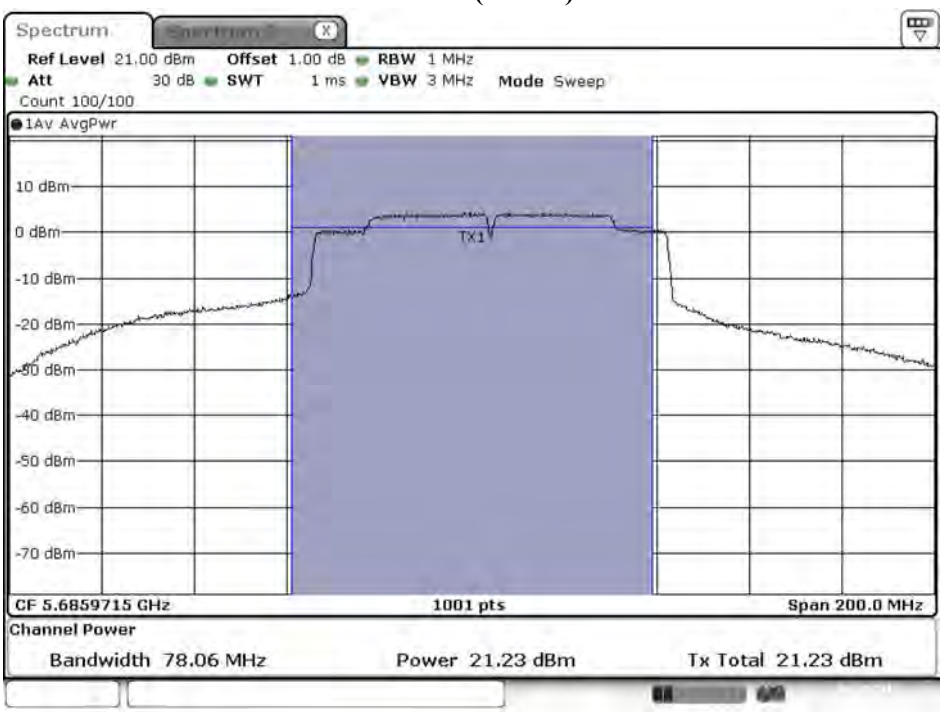

Date: 24.OCT.2017 14:49:55

Maximum conducted output power:

Channel 138 (Band4)

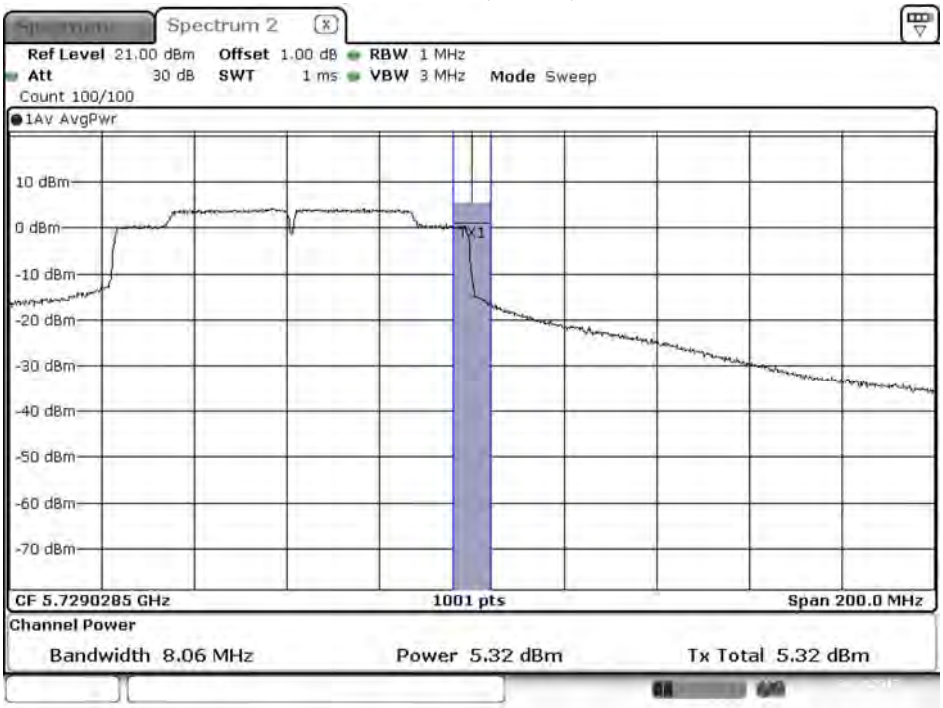

Date: 24.OCT.2017 14:50:10

Maximum conducted output power:

Channel 155

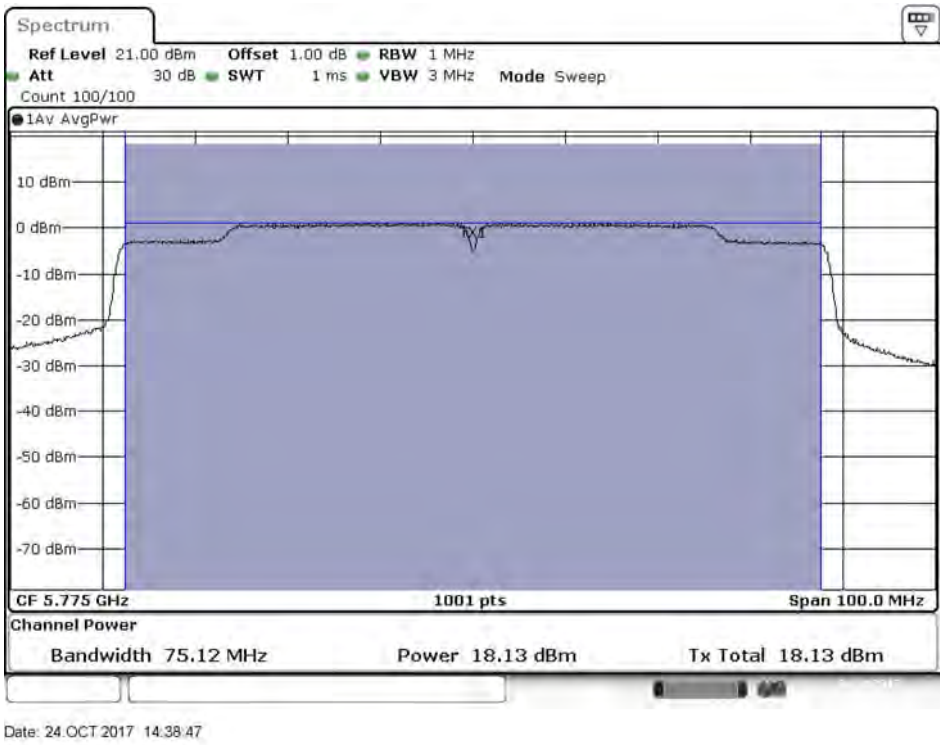

待測物名稱：Intel® Wireless-AC 9260
待測物型號：9260NGW　　測試項目：峰值發射功率
測試頻道：--　　測試模式：Mode 1: SISO A: 發射器 802.11ac-160BW
6 dB 頻寬：1MHz　　視頻頻寬：3MHz
檢測器：峰值　　環境溫度：21 ℃
測試日期：106 年 10 月 24 日　　環境濕度：53 %

Cable loss=1dB		Maximum conducted output power										
Channel No	Frequency (MHz)	Data Rate (Mbps)										Required Limit
		VTH0	VTH1	VTH2	VTH3	VTH4	VTH5	VTH6	VTH7	VTH8	VTH9	
50ac160 (Band1)	5250	11.25	11.20	11.16	11.11	11.07	11.03	10.97	10.93	10.87	10.84	<24dBm
50ac160 (Band2)	5250	11.57	11.53	11.49	11.43	11.38	11.32	11.27	11.22	11.16	11.10	<24dBm
114ac160	5570	15.41	15.37	15.32	15.27	15.23	15.19	15.13	15.09	15.05	15.00	<24dBm

Note: Maximum conducted output power Value =Reading value on Spectrum Analyzer + cable loss

Maximum conducted output power Measurement

Channel No	Frequency Range	99% Bandwidth	Output Power	Output Power Limit		Result
	(MHz)	(MHz)	(dBm)	(dBm)	dBm+10log(BW)	
50ac160(Band1)	5250	--	11.25	24	--	Pass
50ac160(Band2)	5250	76.820	11.57	24	29.85	Pass
114	5570	153.250	15.41	24	32.85	Pass

Note:

1. Output Power (dBm) = 10LOG (Chain A Power (mW)+ Chain B Power (mW))
2. 99% Bandwidth is the bandwidth of chain A or chain B whichever is less bandwidth, output power limitation is more stringent.

99% Occupied Bandwidth:

Channel 50

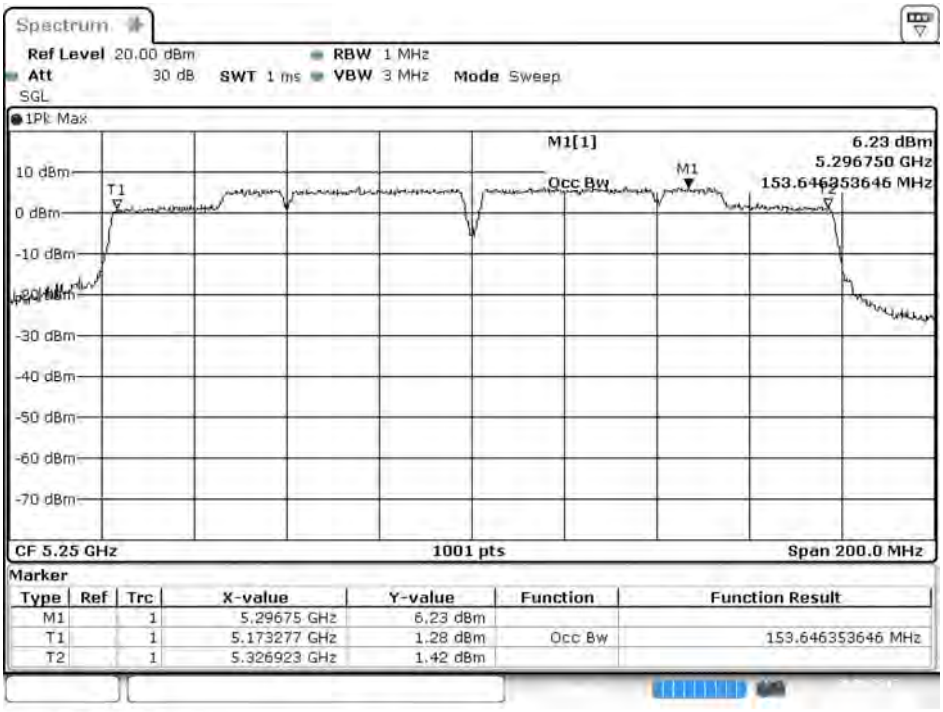

Date: 20.SEP.2017 17:27:16

Channel 114

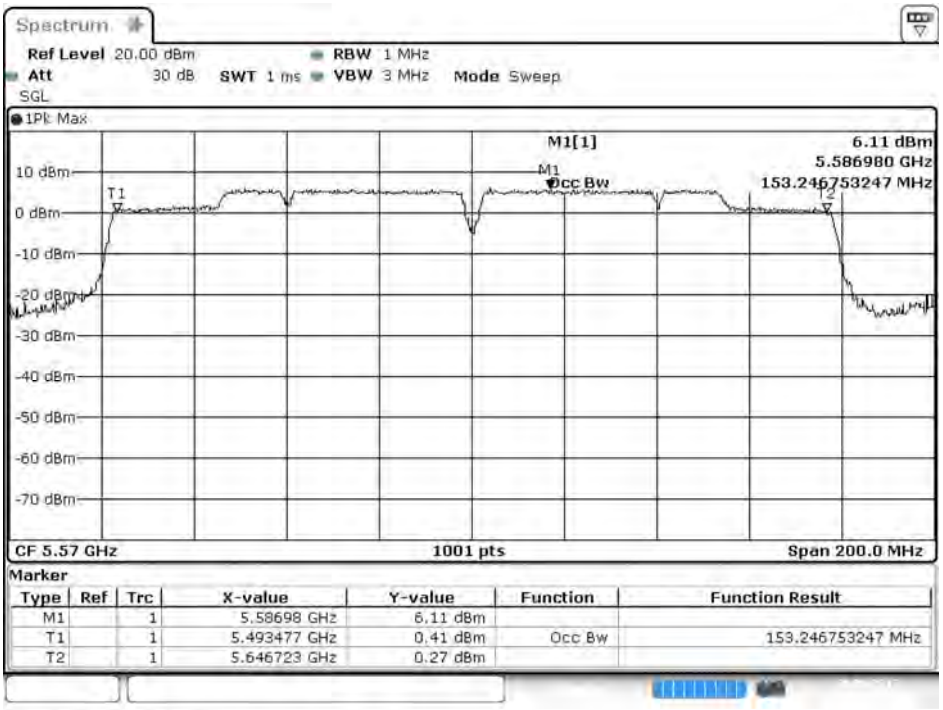

Date: 20.SEP.2017 17:27:48

Maximum conducted output power:

Channel 50

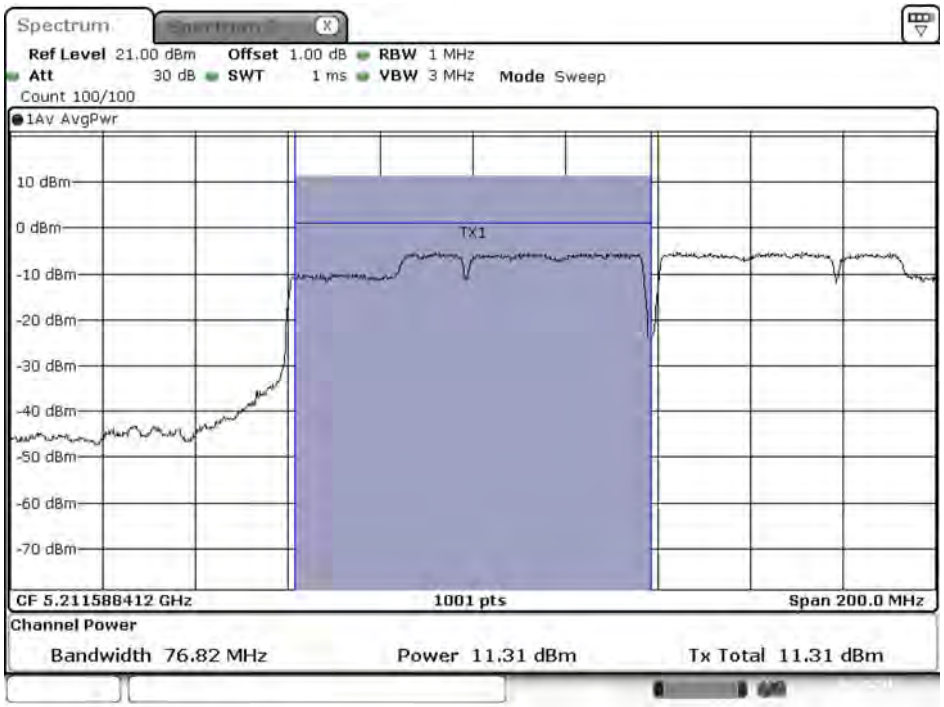

Date: 24.OCT.2017 15:04:39

Maximum conducted output power:

Channel 50

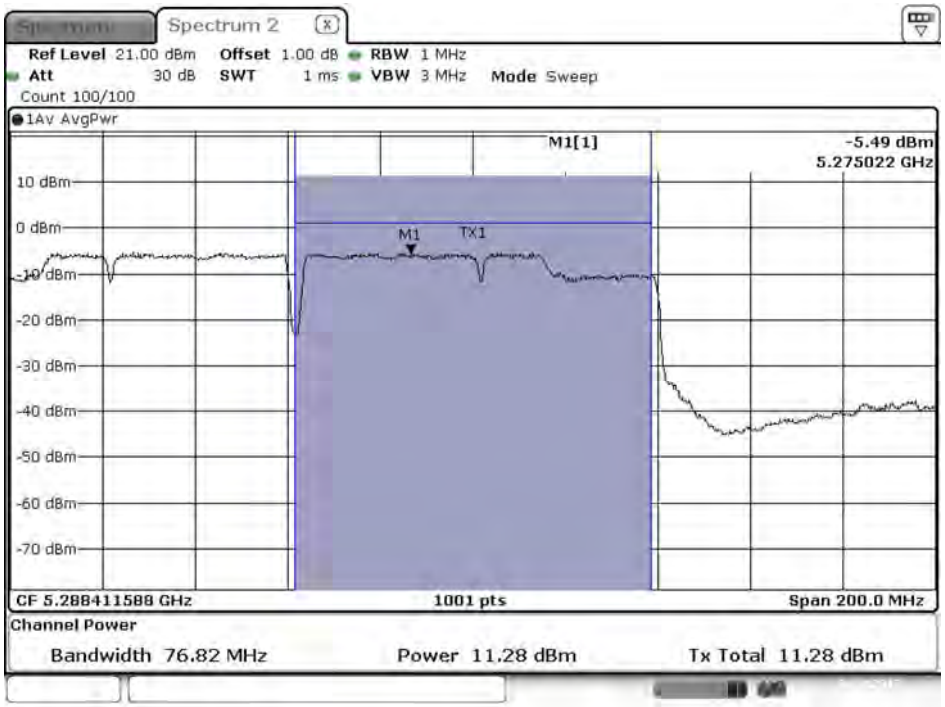

Date: 24.OCT.2017 15:04:26

Maximum conducted output power:

Channel 114

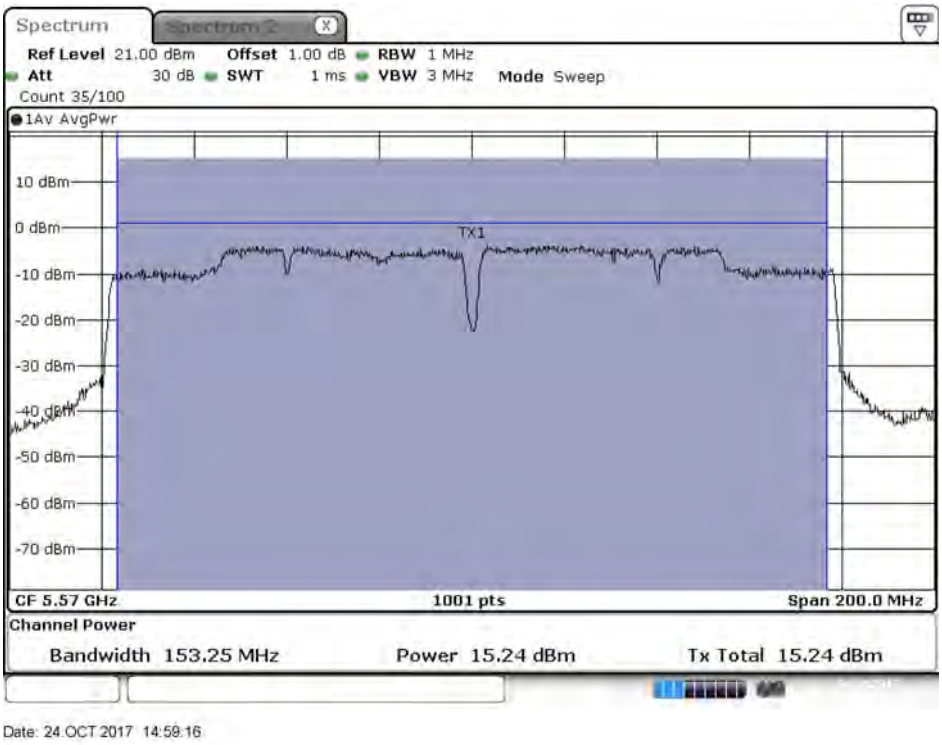

待測物名稱：Intel® Wireless-AC 9260
待測物型號：9260NGW　　測試項目：峰值發射功率
測試頻道：--　　測試模式：Mode 2: SISO B: 發射器 802.11a
6 dB 頻寬：1MHz　　視頻頻寬：3MHz
檢測器：峰值　　環境溫度：21 ℃
測試日期：106 年 10 月 24 日　　環境濕度：53 %

Cable loss=1dB		Maximum conducted output power								
Channel No.	Frequency (MHz)	Data Rate (Mbps)								Required Limit
		6	9	12	18	24	36	48	54	
		Measurement Level (dBm)								
36	5180	19.11	--	--	--	--	--	--	--	<24dBm
44	5220	21.37	21.3	21.23	21.16	21.09	21.02	20.95	20.88	<24dBm
48	5240	21.33	--	--	--	--	--	--	--	<24dBm
52	5260	21.42	--	--	--	--	--	--	--	<24dBm
60	5300	21.38	21.31	21.24	21.17	21.1	21.03	20.96	20.89	<24dBm
64	5320	20.89	--	--	--	--	--	--	--	<24dBm
100	5500	17.42	--	--	--	--	--	--	--	<24dBm
116	5580	21.32	21.25	21.18	21.11	21.04	20.97	20.9	20.83	<24dBm
140	5700	18.89	--	--	--	--	--	--	--	<24dBm
149	5745	21.39	--	--	--	--	--	--	--	<30dBm
157	5785	21.27	21.2	21.13	21.06	20.99	20.92	20.85	20.78	<30dBm
165	5825	21.11	--	--	--	--	--	--	--	<30dBm

Note: Maximum conducted output power Value =Reading value on average power meter + cable loss

Maximum conducted output power Measurement:

Channel Number	Frequency (MHz)	99% Bandwidth (MHz)	Output Power (dBm)	Output Power Limit	
				(dBm)	dBm+10log(BW)
36	5180	--	19.11	30	--
44	5220	--	21.37	30	--
48	5240	--	21.33	30	--
52	5260	18.331	21.42	24	23.63
60	5300	18.281	21.38	24	23.62
64	5320	18.231	20.89	24	23.61
100	5500	18.331	17.42	24	23.63
116	5580	18.281	21.32	24	23.62
140	5700	18.281	18.89	24	23.62
149	5745	--	21.39	30	--
157	5785	--	21.27	30	--
165	5825	--	21.11	30	--

Note:

1. Output Power (dBm) = 10LOG (Chain A Power (mW)+ Chain B Power (mW))
2. 99% Bandwidth is the bandwidth of chain A or chain B whichever is less bandwidth, output power limitation is more stringent.

99% Occupied Bandwidth:

Channel 52

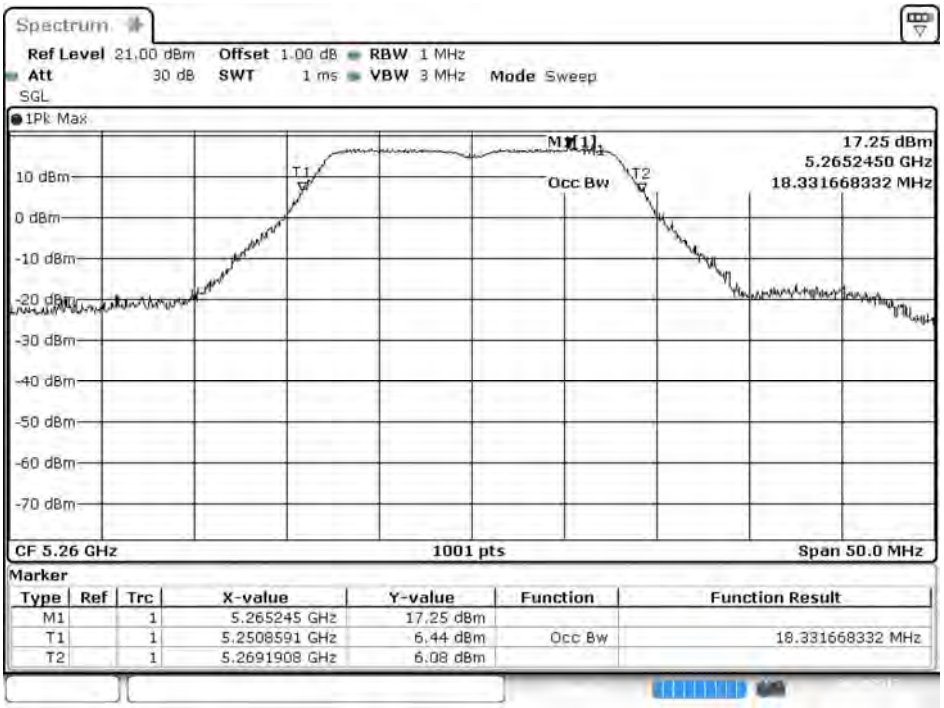

Date: 24.OCT.2017 10:06:35

Channel 60

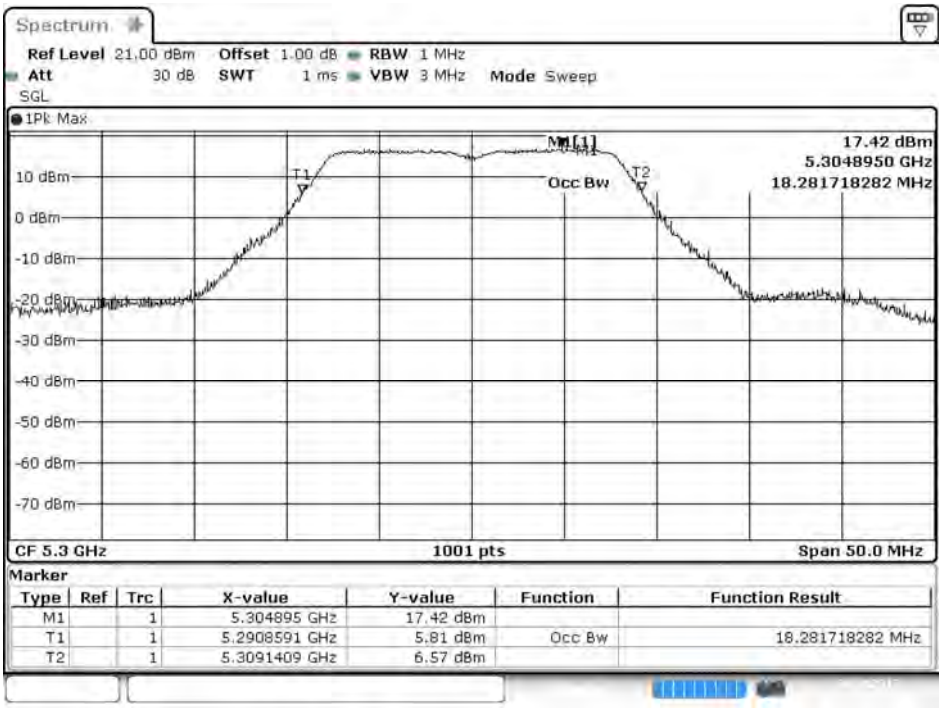

Date: 24.OCT.2017 10:07:15

Channel 64

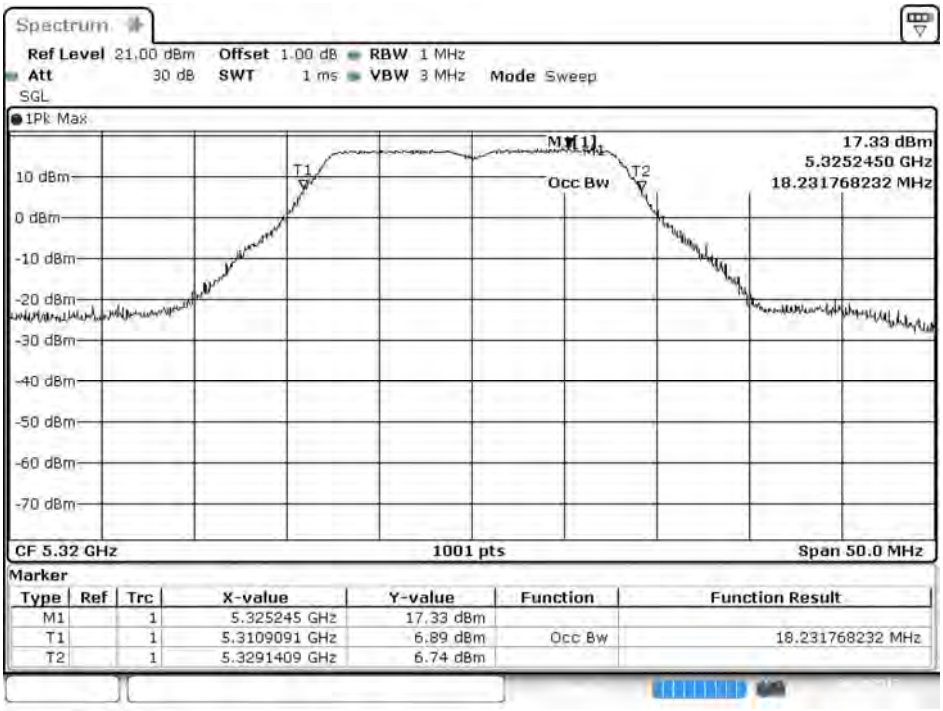

Date: 24.OCT.2017 10:07:51

Channel 100

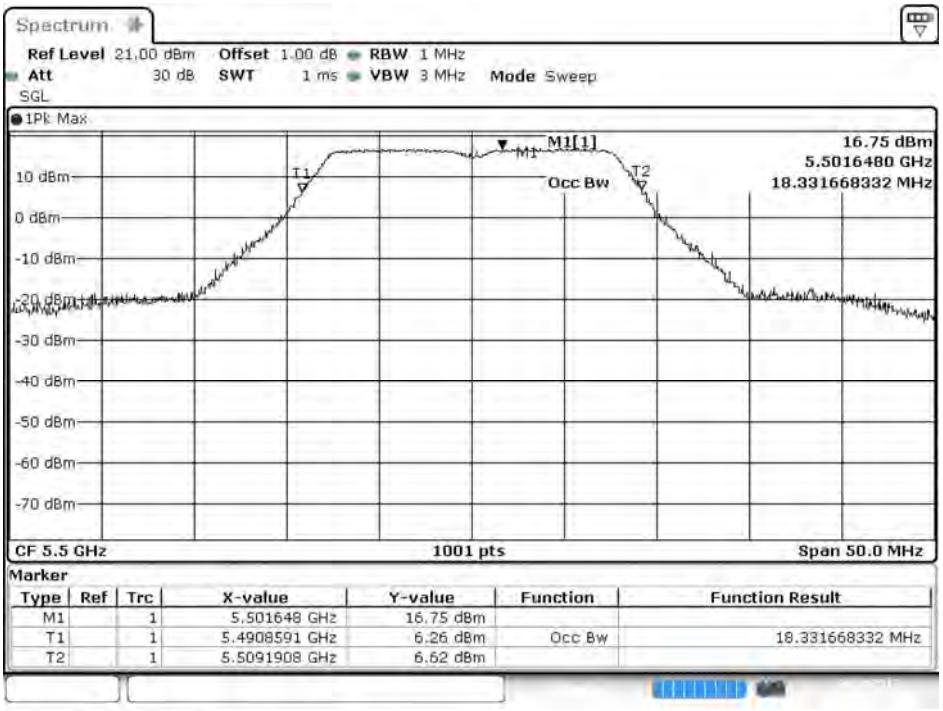

Date: 24.OCT.2017 10:08:26

Channel 116

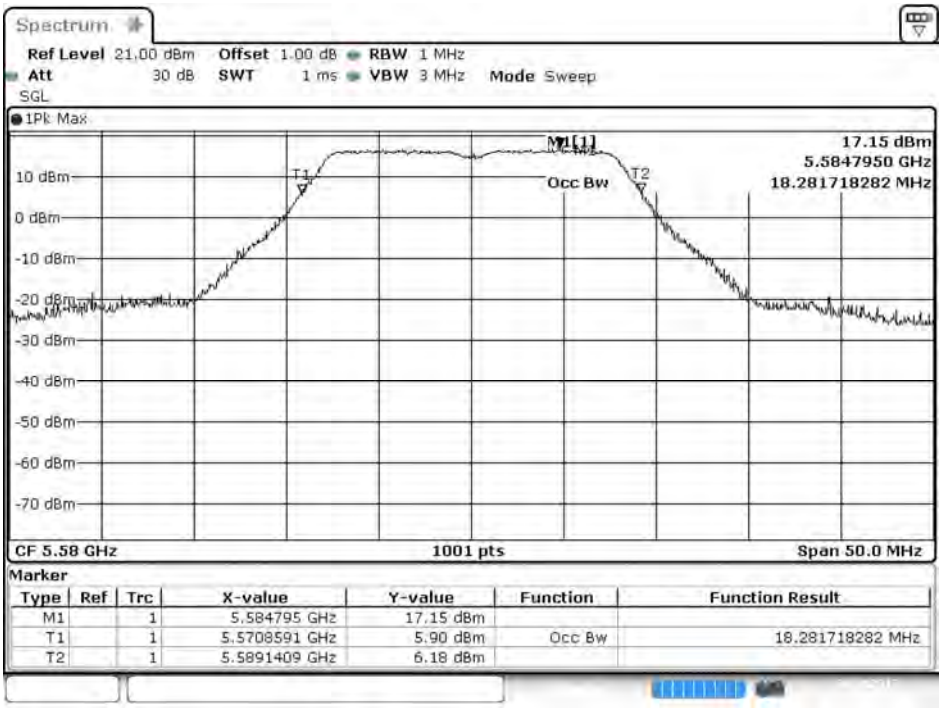

Date: 24.OCT.2017 10:09:08

Channel 140

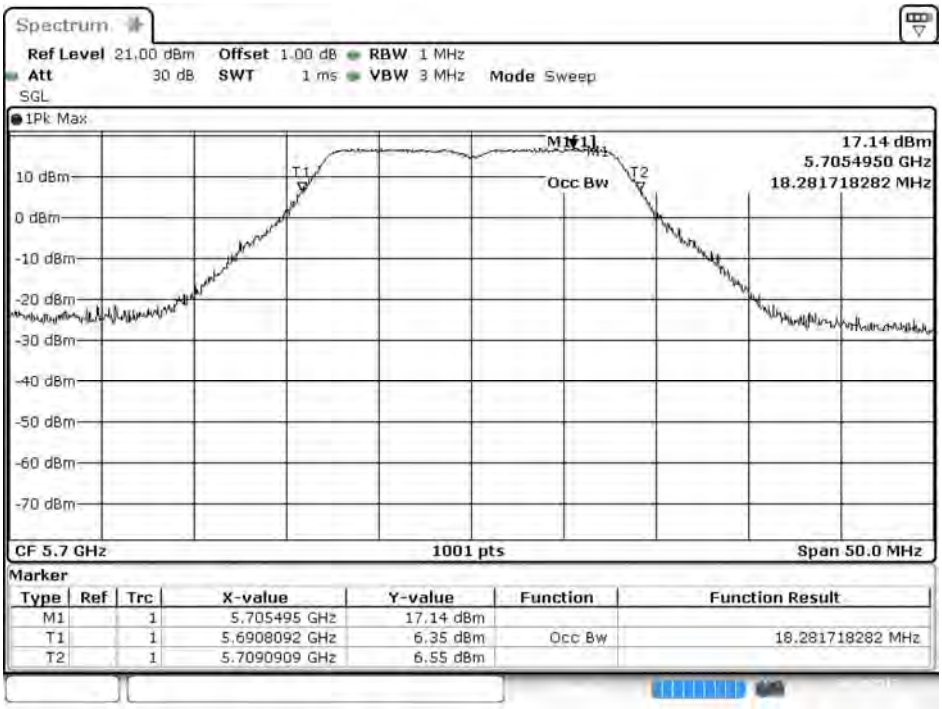

Date: 24.OCT.2017 10:09:45

待測物名稱：Intel® Wireless-AC 9260
待測物型號：9260NGW　　測 試 項 目 ：峰值發射功率
測 試 頻 道 ：--　　測 試 模 式 ：Mode 2: SISO B: 發射器 802.11n-20BW
6 dB 頻寬：1MHz　　視 頻 頻 寬 ：3MHz
檢 測 器 ：峰值　　環 境 溫 度 ：21 ℃
測 試 日 期 ：106 年 10 月 24 日　　環 境 濕 度 ：53 %

Cable loss=1dB		Maximum conducted output power								
Channel No.	Frequency (MHz)	Data Rate (Mbps)								Required Limit
		HT0	HT1	HT2	HT3	HT4	HT5	HT6	HT7	
		Measurement Level (dBm)								
36	5180	18.87	--	--	--	--	--	--	--	<24dBm
44	5220	21.31	21.24	21.17	21.1	21.03	20.96	20.89	20.82	<24dBm
48	5240	21.28	--	--	--	--	--	--	--	<24dBm
52	5260	21.32	--	--	--	--	--	--	--	<24dBm
60	5300	21.44	21.37	21.3	21.23	21.16	21.09	21.02	20.95	<24dBm
64	5320	20.21	--	--	--	--	--	--	--	<24dBm
100	5500	17.32	--	--	--	--	--	--	--	<24dBm
116	5580	21.19	21.12	21.05	20.98	20.91	20.84	20.77	20.7	<24dBm
140	5700	18.56	--	--	--	--	--	--	--	<24dBm
149	5745	21.3	--	--	--	--	--	--	--	<30dBm
157	5785	21.48	21.41	21.34	21.27	21.2	21.13	21.06	20.99	<30dBm
165	5825	20.68	--	--	--	--	--	--	--	<30dBm

Note: Maximum conducted output power Value =Reading value on average power meter + cable loss

Maximum conducted output power Measurement:

Channel Number	Frequency (MHz)	99% Bandwidth (MHz)	Output Power (dBm)	Output Power Limit	
				(dBm)	dBm+10log(BW)
36	5180	--	18.87	24	--
44	5220	--	21.31	24	--
48	5240	--	21.28	24	--
52	5260	19.280	21.32	24	23.85
60	5300	19.280	21.44	24	23.85
64	5320	19.280	20.21	24	23.85
100	5500	19.280	17.32	24	23.85
116	5580	19.280	21.19	24	23.85
140	5700	19.280	18.56	24	23.85
149	5745	--	21.3	30	--
157	5785	--	21.48	30	--
165	5825	--	20.68	30	--

Note:

1. Output Power (dBm) = 10LOG (Chain A Power (mW)+ Chain B Power (mW))
2. 99% Bandwidth is the bandwidth of chain A or chain B whichever is less bandwidth, output power limitation is more stringent.

99% Occupied Bandwidth:

Channel 52

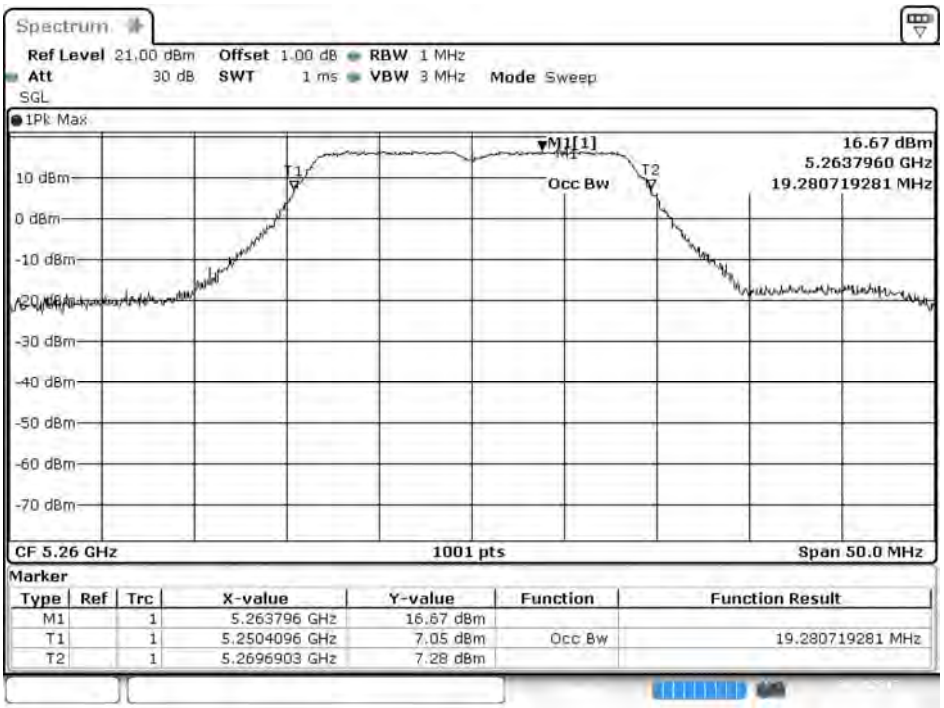

Date: 24.OCT.2017 10:10:25

Channel 60

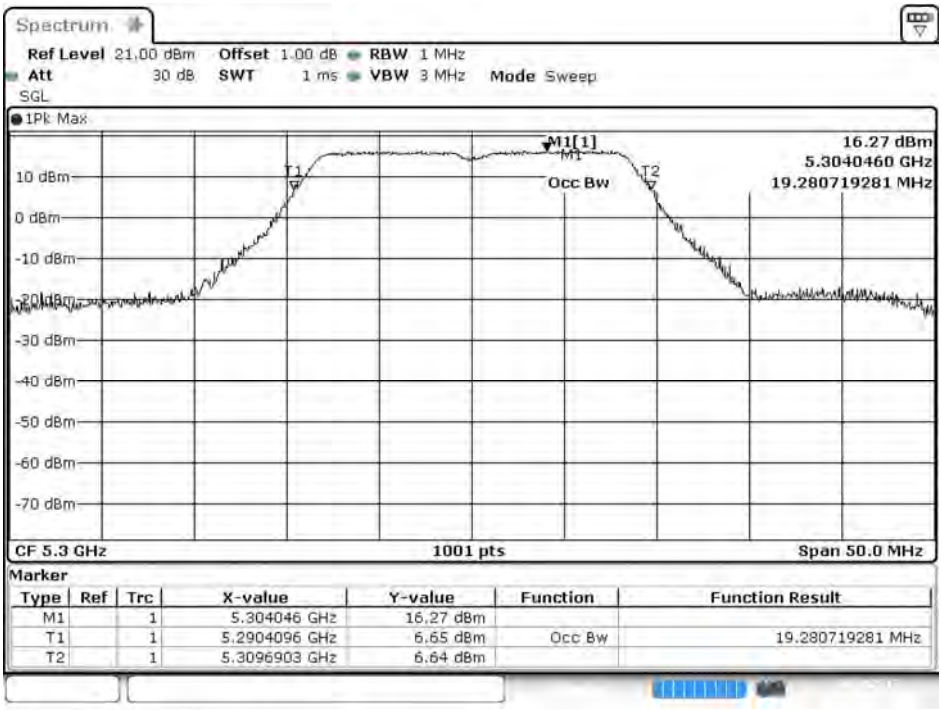

Date: 24.OCT.2017 10:10:58

Channel 64

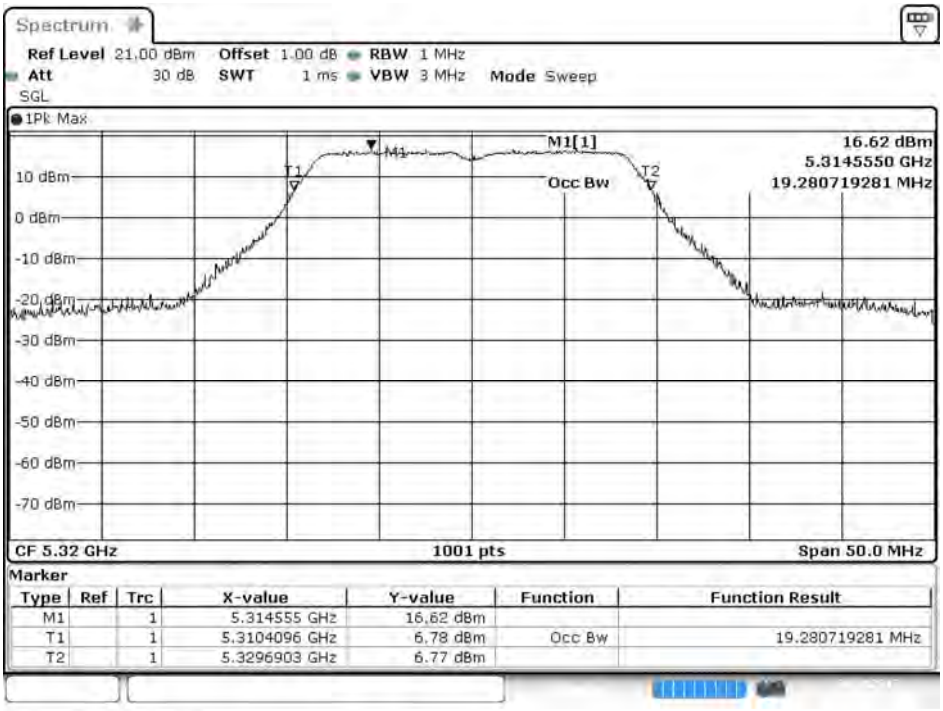

Channel 100

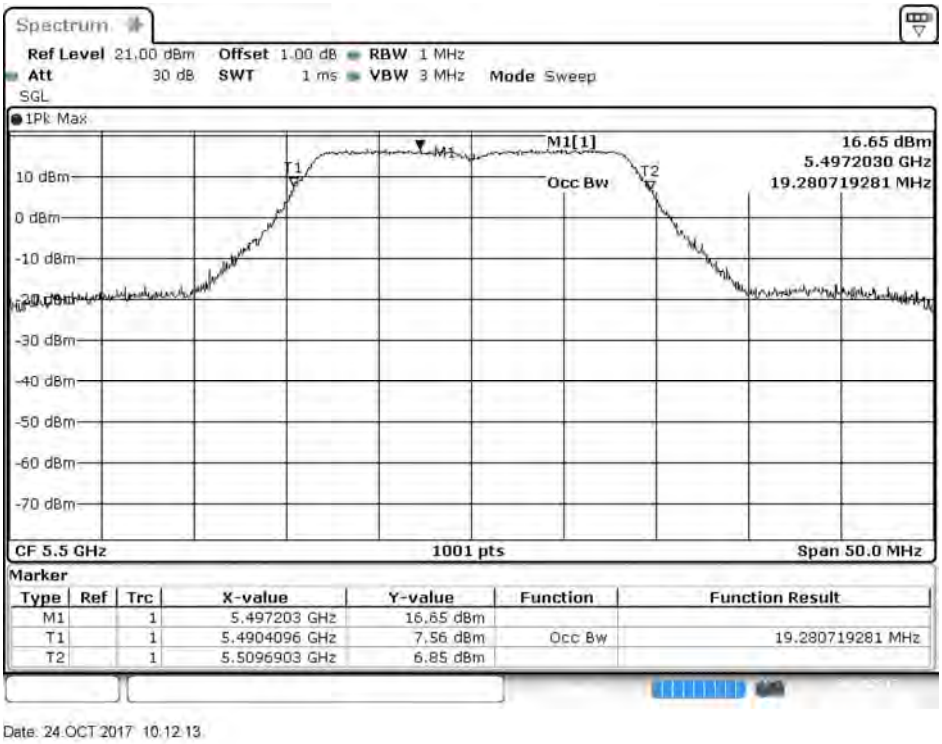

Channel 116

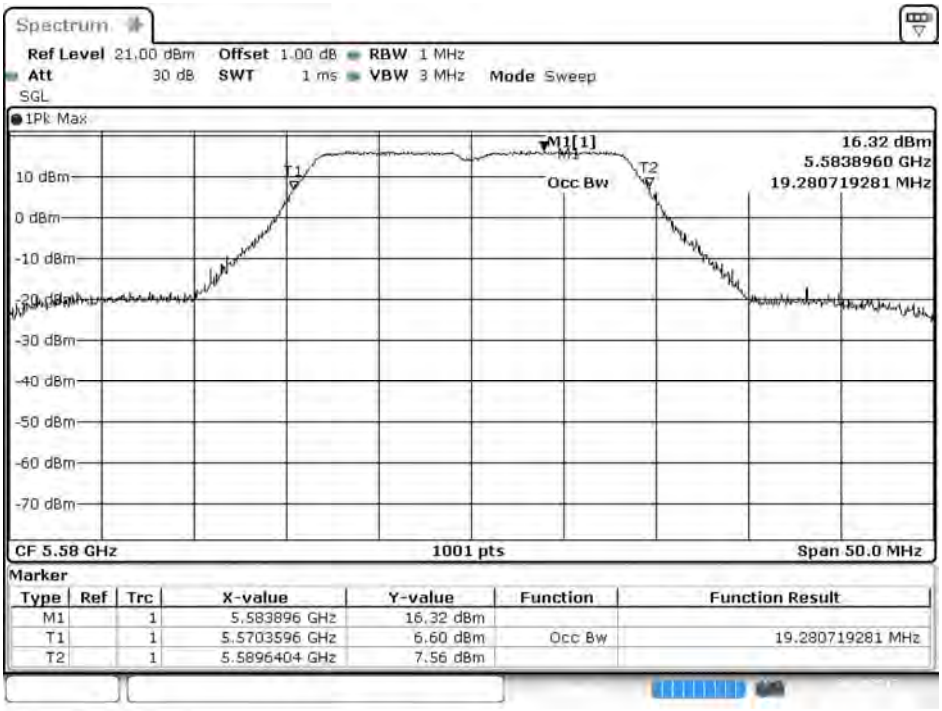

Date: 24.OCT.2017 10:12:52

Channel 140

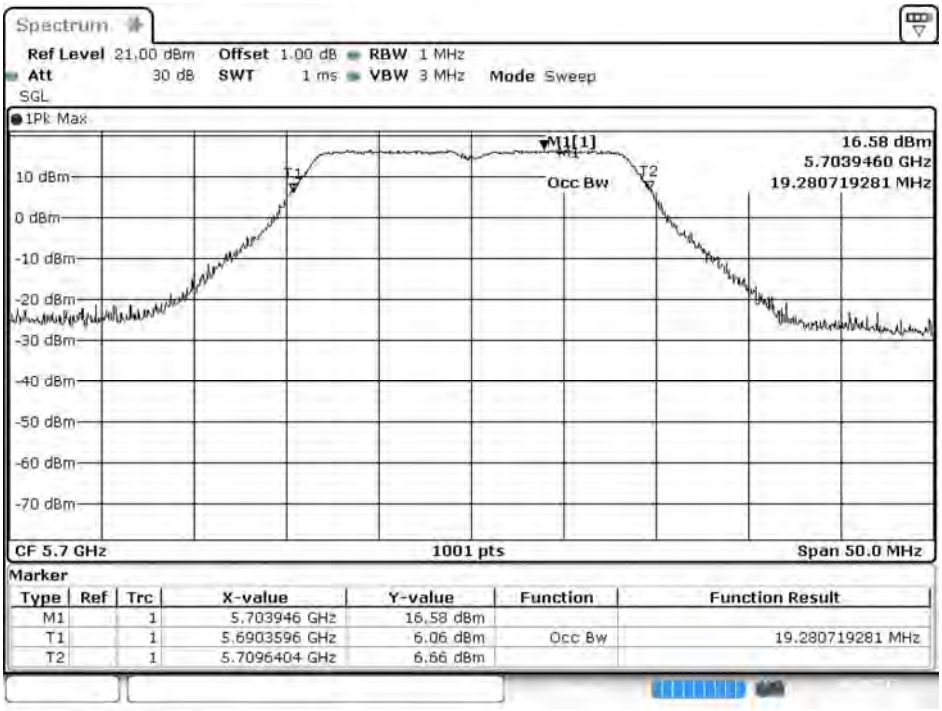

Date: 24.OCT.2017 10:13:54

待測物名稱：Intel® Wireless-AC 9260
待測物型號：9260NGW　　測試項目：峰值發射功率
測試頻道：--　　測試模式：Mode 2: SISO B: 發射器 802.11n-40BW
6 dB 頻寬：1MHz　　視頻頻寬：3MHz
檢測器：峰值　　環境溫度：21 ℃
測試日期：106 年 10 月 25 日　　環境濕度：53 %

Cable loss=1dB		Maximum conducted output power								
Channel No.	Frequency (MHz)	Data Rate (Mbps)								Required Limit
		HT0	HT1	HT2	HT3	HT4	HT5	HT6	HT7	
		Measurement Level (dBm)								
38	5190	18.39	--	--	--	--	--	--	--	<24dBm
46	5230	21.27	21.2	21.13	21.06	20.99	20.92	20.85	20.78	<24dBm
54	5270	21.42	--	--	--	--	--	--	--	<24dBm
62	5310	17.6	17.53	17.46	17.39	17.32	17.25	17.18	17.11	<24dBm
102	5510	18.69	--	--	--	--	--	--	--	<24dBm
110	5550	21.27	21.2	21.13	21.06	20.99	20.92	20.85	20.78	<24dBm
134	5670	19.6	--	--	--	--	--	--	--	<24dBm
151	5755	21.33	--	--	--	--	--	--	--	<30dBm
159	5795	21.41	21.34	21.27	21.2	21.13	21.06	20.99	20.92	<30dBm

Note: Maximum conducted output power Value =Reading value on average power meter + cable loss

Maximum conducted output power Measurement:

Channel Number	Frequency (MHz)	99% Bandwidth (MHz)	Output Power (dBm)	Output Power Limit	
				(dBm)	dBm+10log(BW)
38	5190	--	18.39	30	--
46	5230	--	21.27	30	--
54	5270	36.963	21.42	24	26.68
62	5310	37.012	17.6	24	26.68
102	5510	37.062	18.69	24	26.69
110	5550	37.262	21.27	24	26.71
134	5670	37.062	19.6	24	26.69
151	5755	--	21.33	30	--
159	5795	--	21.41	30	--

Note:

1. Output Power (dBm) = 10LOG (Chain A Power (mW)+ Chain B Power (mW))
2. 99% Bandwidth is the bandwidth of chain A or chain B whichever is less bandwidth, output power limitation is more stringent.

99% Occupied Bandwidth:

Channel 54

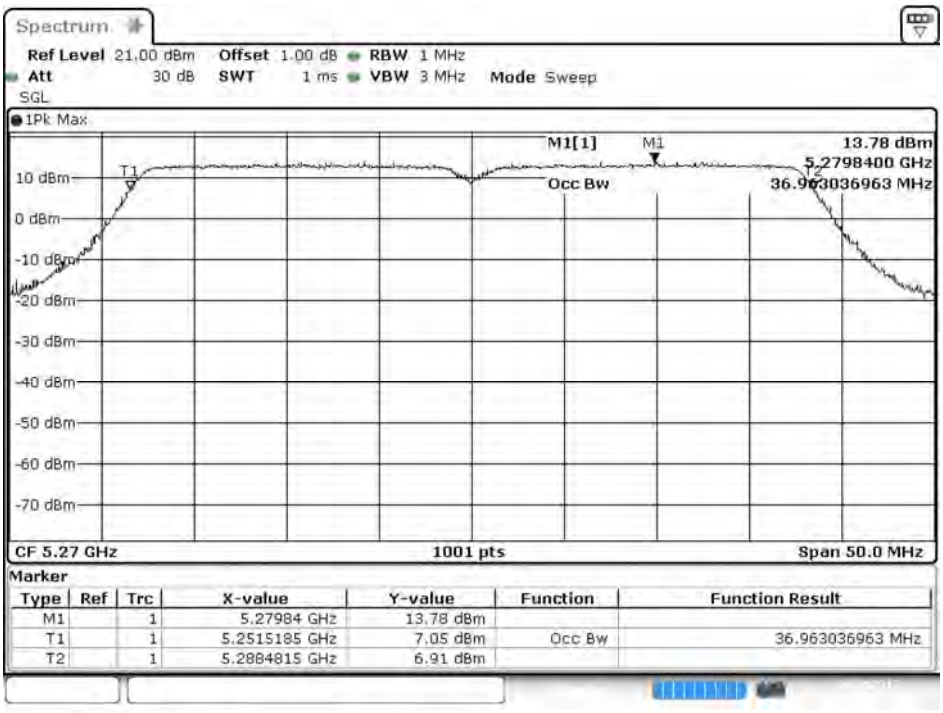

Channel 62

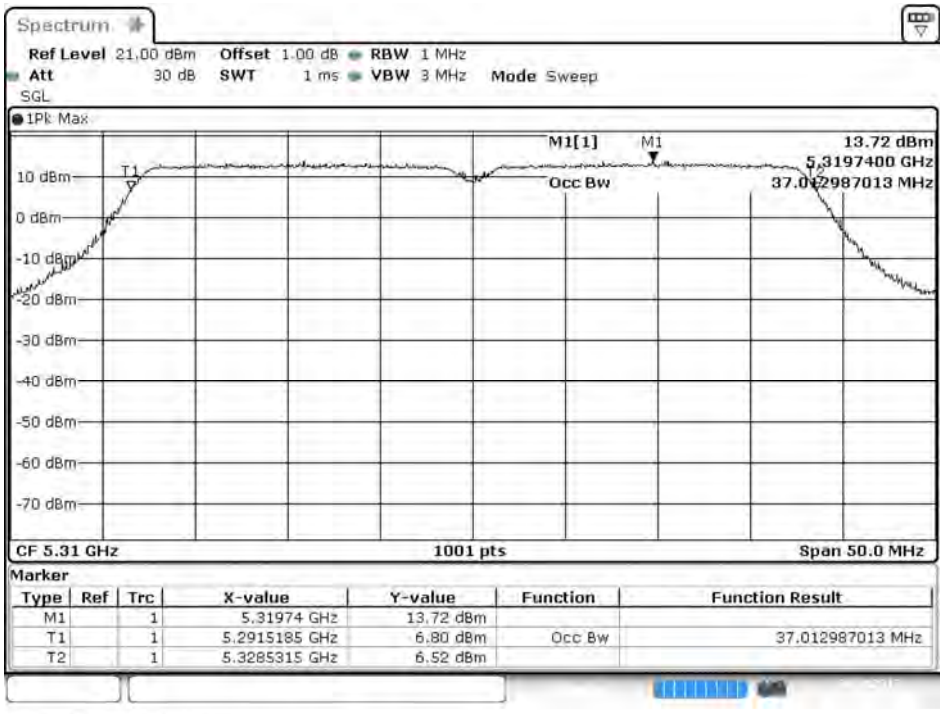

Channel 102

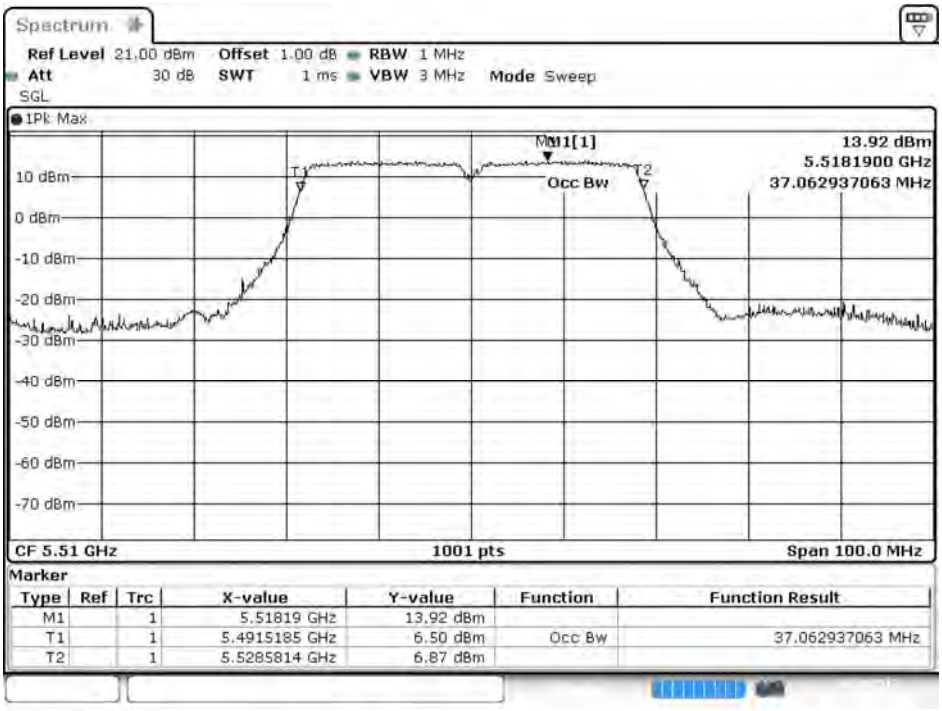

Date: 24.OCT.2017 10:15:51

Channel 110

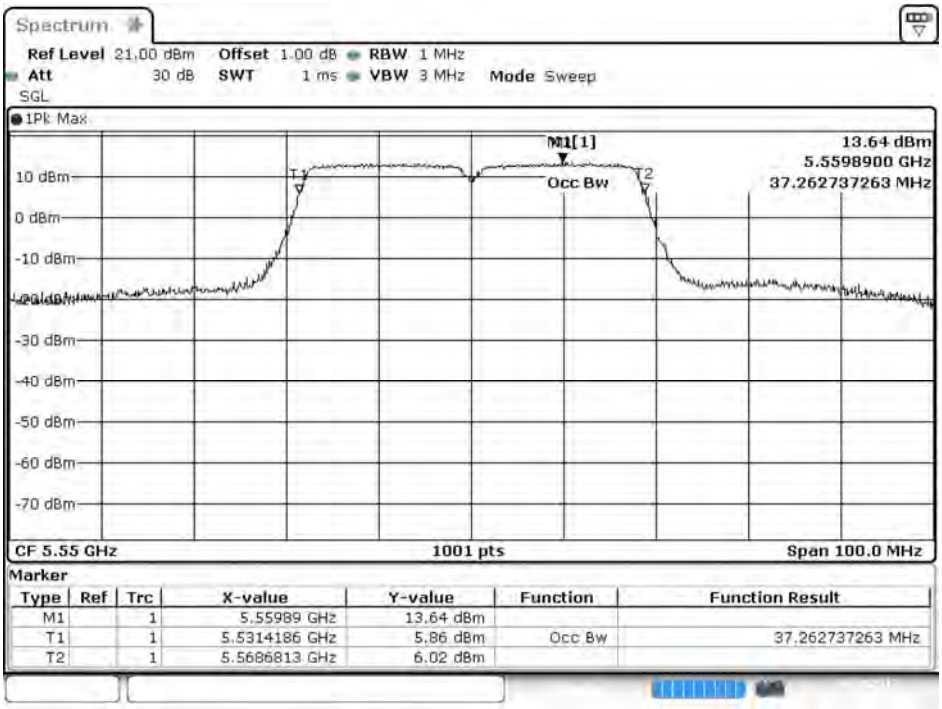

Date: 24.OCT.2017 10:16:32

Channel 134

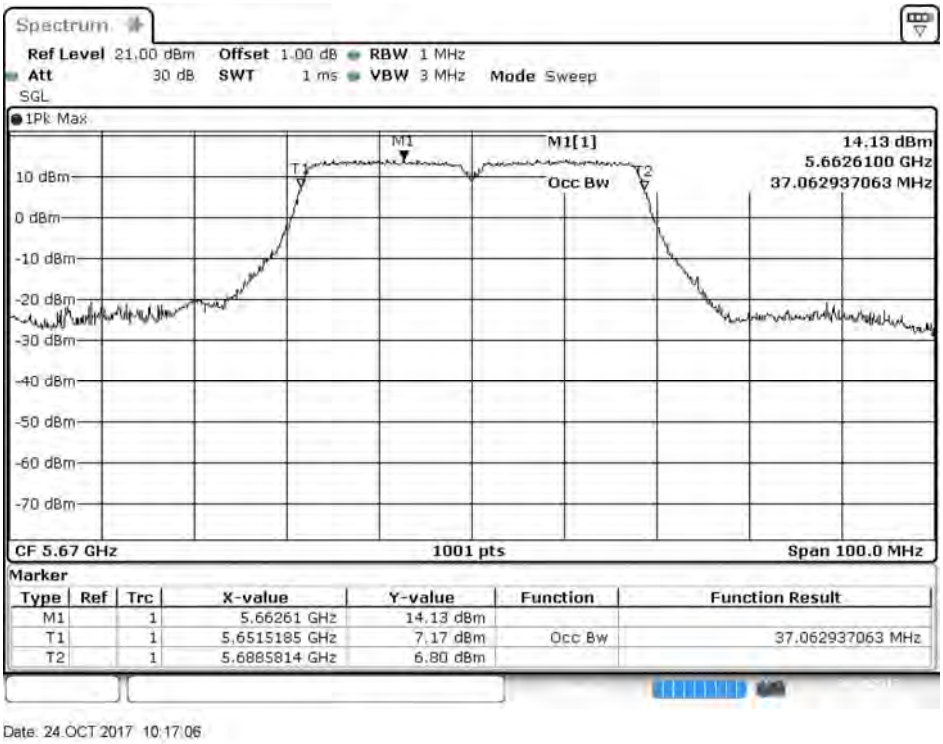
Spectrum
Ref Level 21.00 dBm Offset 1.00 dB RBW 1 MHz
Att 30 dB SWT 1 ms VBW 3 MHz Mode Sweep
SGL
1Pk Max
M1
M1[1]
14.13 dBm
5.6626100 GHz
37.062937063 MHz
Occ Bw
T1
T2
10 dBm
0 dBm
-10 dBm
-20 dBm
-30 dBm
-40 dBm
-50 dBm
-60 dBm
-70 dBm
CF 5.67 GHz
1001 pts
Span 100.0 MHz
Marker
Type Ref Trc X-value Y-value Function Function Result
M1 1 5.66261 GHz 14.13 dBm
T1 1 5.6515185 GHz 7.17 dBm Occ Bw 37.062937063 MHz
T2 1 5.6885814 GHz 6.80 dBm
Date: 24.OCT.2017 10:17:06

待測物名稱：Intel® Wireless-AC 9260
待測物型號：9260NGW　　測試項目：峰值發射功率
測試頻道：--　　測試模式：Mode 2: SISO B: 發射器 802.11ac-20BW
6 dB 頻寬：1MHz　　視頻頻寬：3MHz
檢測器：峰值　　環境溫度：21 ℃
測試日期：106 年 10 月 24 日　　環境濕度：53 %

Cable loss=1dB		Maximum conducted output power									
Channel No.	Frequency (MHz)	Data Rate (Mbps)									Required Limit
		HT0	HT1	HT2	HT3	HT4	HT5	HT6	HT7	HT8	
		Measurement Level (dBm)									
144 (Band3)	5720	20.02	19.97	19.93	19.89	19.85	19.79	19.75	19.69	19.63	<24dBm
144 (Band4)	5720	15.82	15.77	15.72	15.67	15.62	15.58	15.53	15.49	15.43	<30dBm

Note: Maximum conducted output power Value =Reading value on Spectrum Analyzer + cable loss

Maximum conducted output power Measurement:

Channel No	Frequency Range	99% Bandwidth	Output Power	Output Power Limit		Result
	(MHz)	(MHz)	(dBm)	(dBm)	dBm+10log(BW)	
144(Band3)	5720	14.470	20.02	24	22.60	Pass
144(Band4)	5720	--	15.82	30	--	Pass

Note:

1. Output Power (dBm) = 10LOG (Chain A Power (mW)+ Chain B Power (mW))
2. 99% Bandwidth is the bandwidth of chain A or chain B whichever is less bandwidth, output power limitation is more stringent.

99% Occupied Bandwidth:

Channel 144

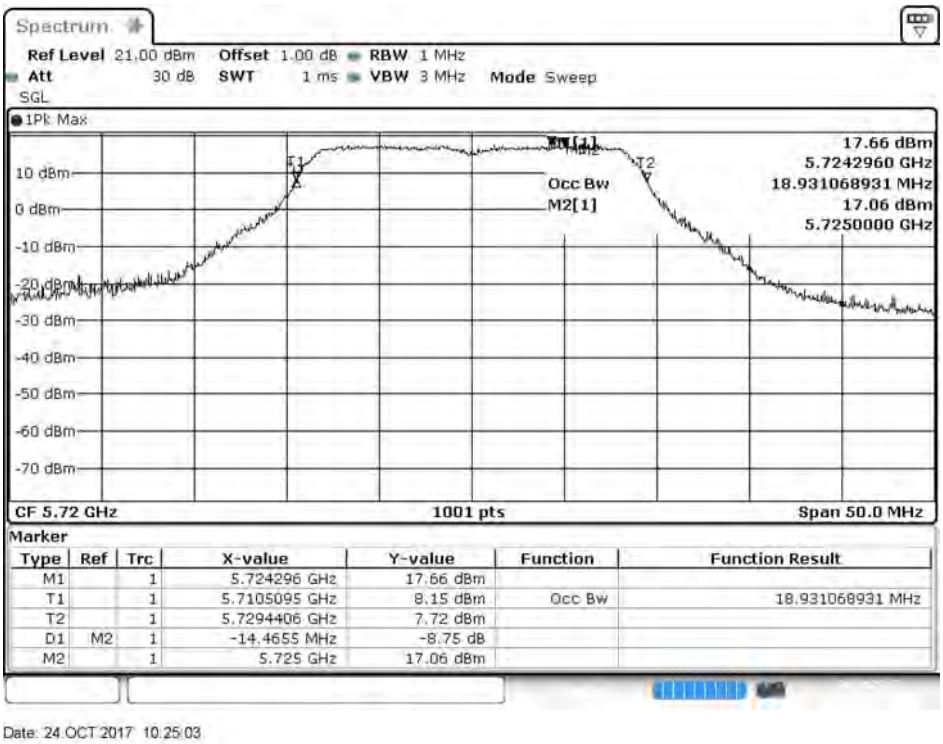

Maximum conducted output power:
Channel 144 (Band4)

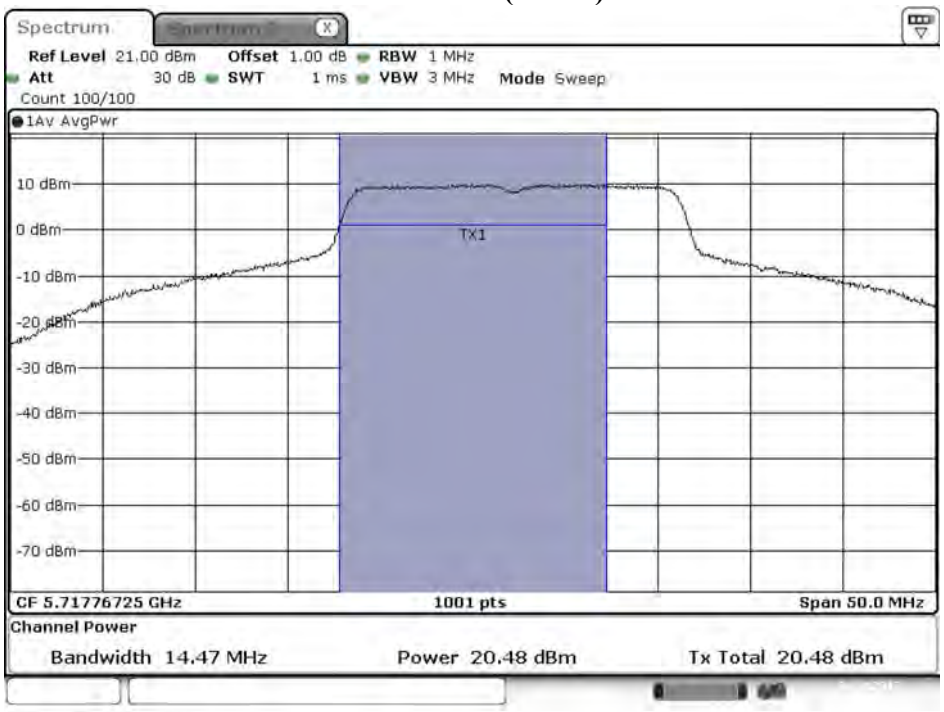

Date: 24.OCT.2017 14:56:57

Channel 144 (Band4)

Date: 24.OCT.2017 14:57:11

待測物名稱：Intel® Wireless-AC 9260
待測物型號：9260NGW　　測 試 項 目 ：峰值發射功率
測 試 頻 道 ：--　　測 試 模 式 ：Mode 2: SISO B: 發射器 802.11ac-40BW
6 dB 頻寬：1MHz　　視 頻 頻 寬 ：3MHz
檢 測 器 ：峰值　　環 境 溫 度 ：21 ℃
測 試 日 期 ：106 年 10 月 24 日　　環 境 濕 度 ：53 %

Cable loss=1dB		Maximum conducted output power									
Channel No.	Frequency (MHz)	Data Rate (Mbps)									Required Limit
		HT0	HT1	HT2	HT3	HT4	HT5	HT6	HT7	HT8	
		Measurement Level (dBm)									
142F(Band3)	5710	20.78	20.73	20.69	20.65	20.59	20.53	20.49	20.45	20.40	<24dBm
142F(Band4)	5710	12.58	12.53	12.49	12.45	12.39	12.32	12.28	12.24	12.19	<30dBm

Note: Maximum conducted output power Value =Reading value on Spectrum Analyzer + cable loss

Maximum conducted output power Measurement:

Channel No	Frequency Range	99% Bandwidth	Output Power	Output Power Limit		Result
	(MHz)	(MHz)	(dBm)	(dBm)	dBm+10log(BW)	
142F(Band3)	5710	53.660	20.78	24	28.30	Pass
142F(Band4)	5710	--	12.58	30	--	Pass

Note:

1. Output Power (dBm) = 10LOG (Chain A Power (mW)+ Chain B Power (mW))
2. 99% Bandwidth is the bandwidth of chain A or chain B whichever is less bandwidth, output power limitation is more stringent.

99% Occupied Bandwidth:

Channel 142

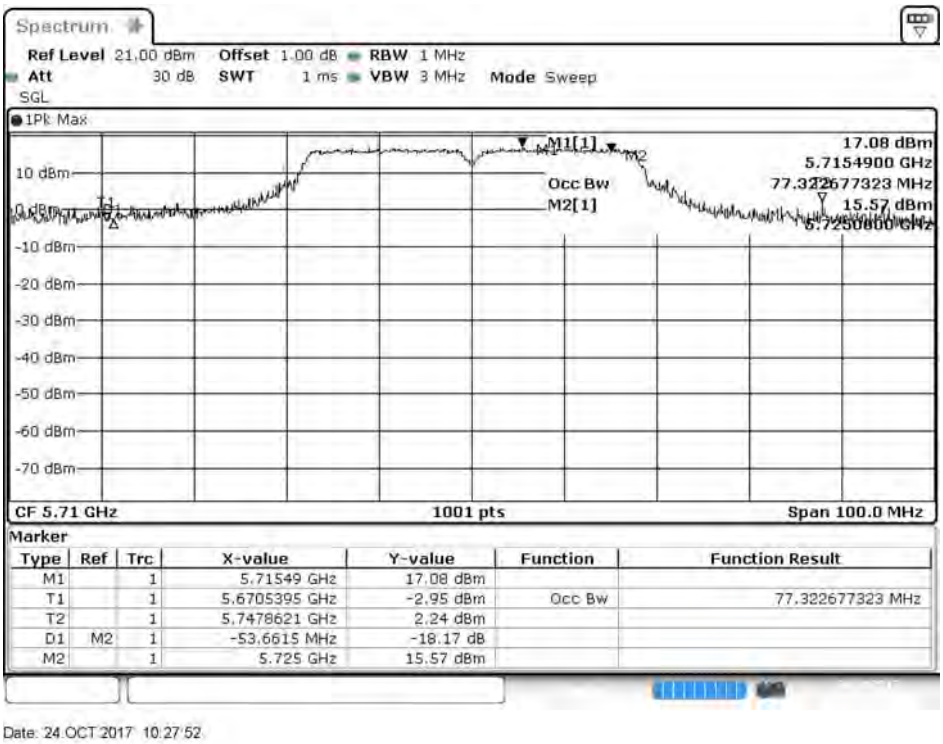

Maximum conducted output power:
Channel 142 (Band3)

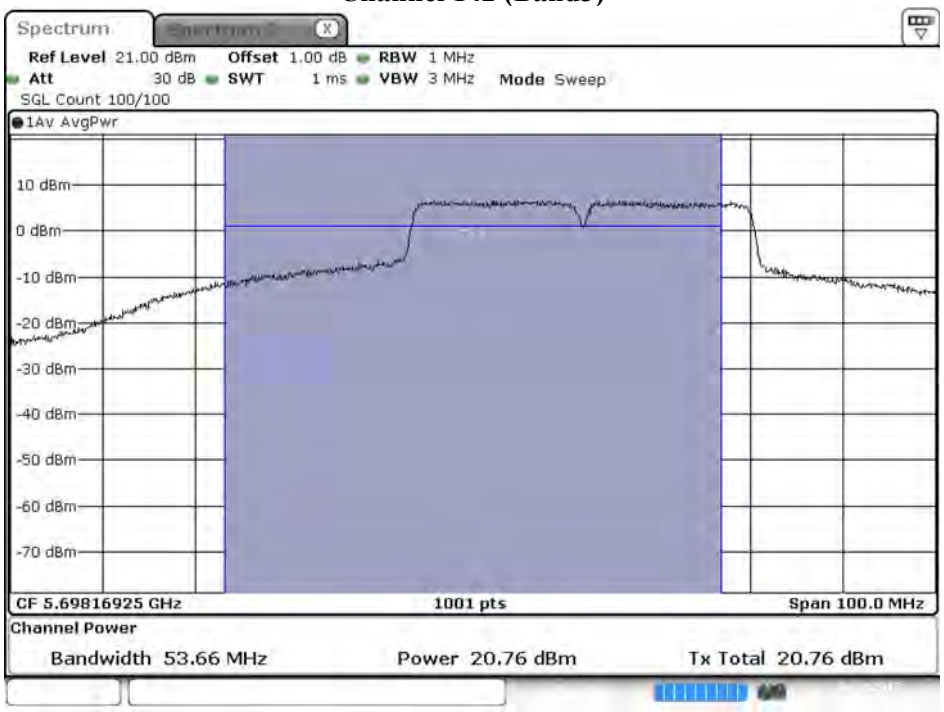

Date: 24.OCT.2017 15:13:29

Channel 142 (Band4)

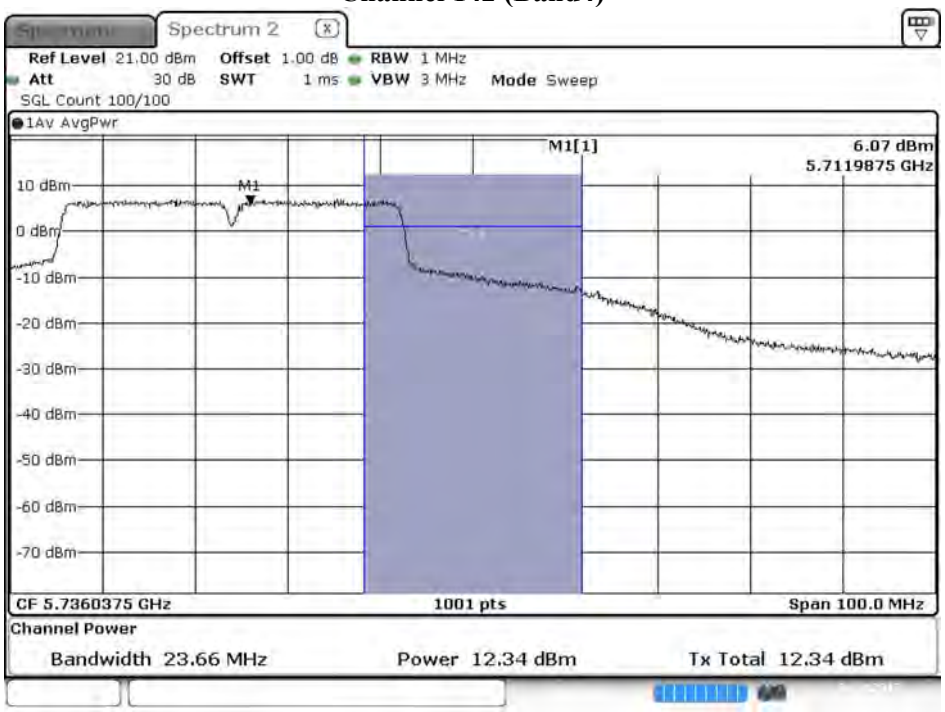

Date: 24.OCT.2017 15:13:46

待測物名稱：Intel® Wireless-AC 9260
待測物型號：9260NGW　　測試項目：峰值發射功率
測試頻道：--　　測試模式：Mode 2: SISO B: 發射器 802.11ac-80BW
6 dB 頻寬：1MHz　　視頻頻寬：3MHz
檢測器：峰值　　環境溫度：21 ℃
測試日期：106 年 10 月 24 日　　環境濕度：53 %

Cable loss=1dB		Maximum conducted output power										
Channel No	Frequency (MHz)	Data Rate (Mbps)										Required Limit
		VTH0	VTH1	VTH2	VTH3	VTH4	VTH5	VTH6	VTH7	VTH8	VTH9	
42	5210	17.52	17.48	17.43	17.38	17.32	17.28	17.22	17.16	17.10	17.06	<24dBm
58	5290	17.11	17.06	17.02	16.97	16.93	16.89	16.84	16.79	16.75	16.71	<24dBm
106	5530	17.56	17.52	17.48	17.43	17.39	17.33	17.29	17.25	17.19	17.15	<24dBm
122	5610	21.40	21.35	21.29	21.24	21.19	21.13	21.09	21.05	21.00	20.96	<24dBm
138(Band3)	5690	21.18	21.15	21.11	20.97	20.93	20.87	20.83	20.79	20.75	20.71	<24dBm
138(Band4)	5690	7.43	7.38	7.33	7.28	7.25	7.19	7.13	7.09	7.05	7.00	<30dBm
155	5775	18.22	18.18	18.14	18.09	18.04	17.99	17.95	17.91	17.87	17.83	<30dBm

Note: Maximum conducted output power Value =Reading value on Spectrum Analyzer + cable loss

Maximum conducted output power Measurement

Channel No	Frequency Range	99% Bandwidth	Output Power	Output Power Limit		Result
	(MHz)	(MHz)	(dBm)	(dBm)	dBm+10log(BW)	
42	5210	--	17.52	24	--	Pass
58	5290	75.120	17.11	24	29.76	Pass
106	5530	75.330	17.56	24	29.77	Pass
122	5610	79.920	21.40	24	30.03	Pass
138(Band3)	5690	112.420	21.18	24	31.51	Pass
138(Band4)	5690	--	7.43	30	--	Pass
155	5775	--	18.22	30	--	Pass

Note:

1. Output Power (dBm) = 10LOG (Chain A Power (mW)+ Chain B Power (mW))
2. 99% Bandwidth is the bandwidth of chain A or chain B whichever is less bandwidth, output power limitation is more stringent.

99% Occupied Bandwidth:

Channel 42

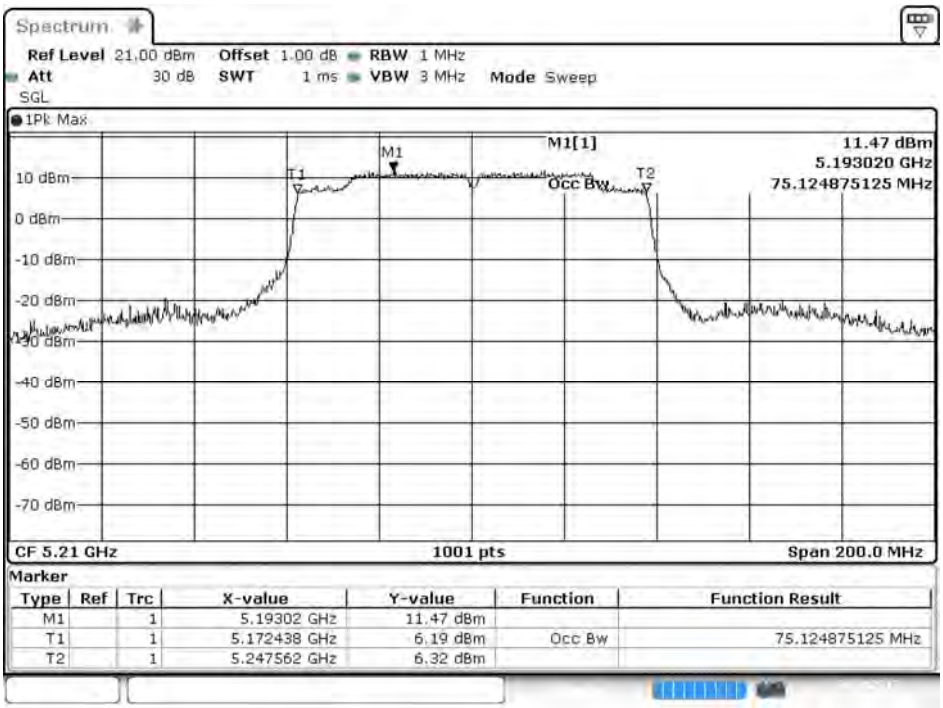

Date: 24.OCT.2017 10:31:08

Channel 58

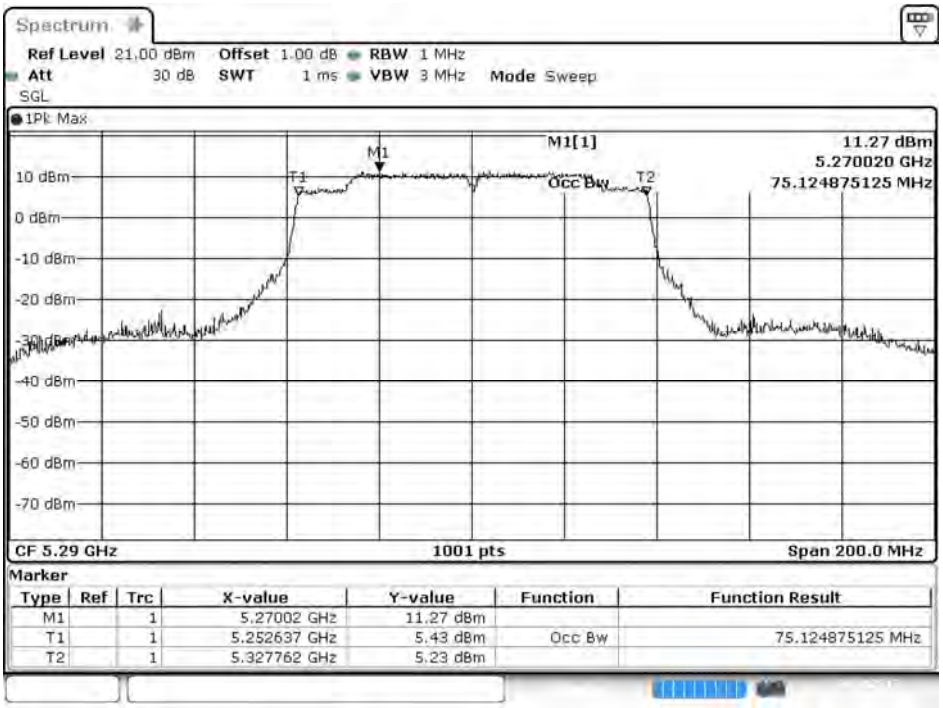

Date: 24.OCT.2017 10:34:14

Channel 106

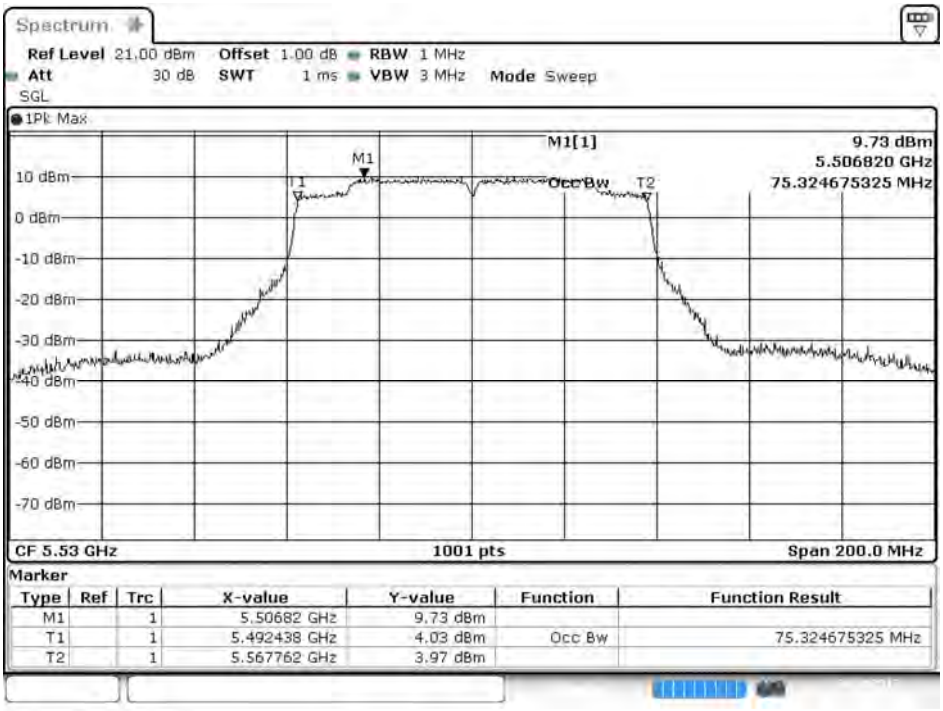

Date: 24.OCT.2017 10:35:55

Channel 122

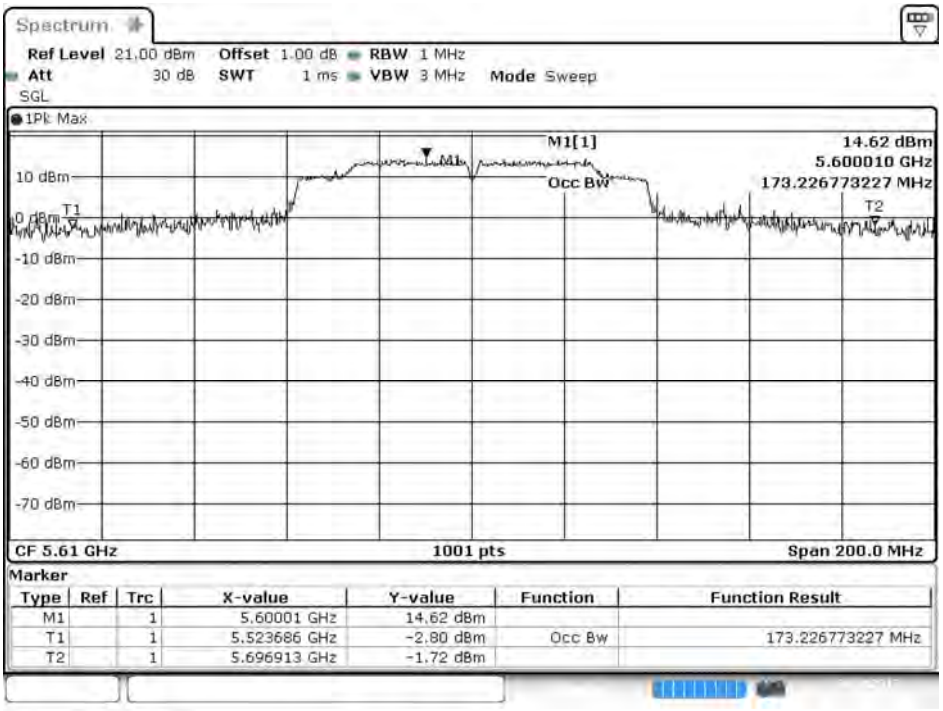

Date: 24.OCT.2017 10:37:12

Channel 138 (Band3)

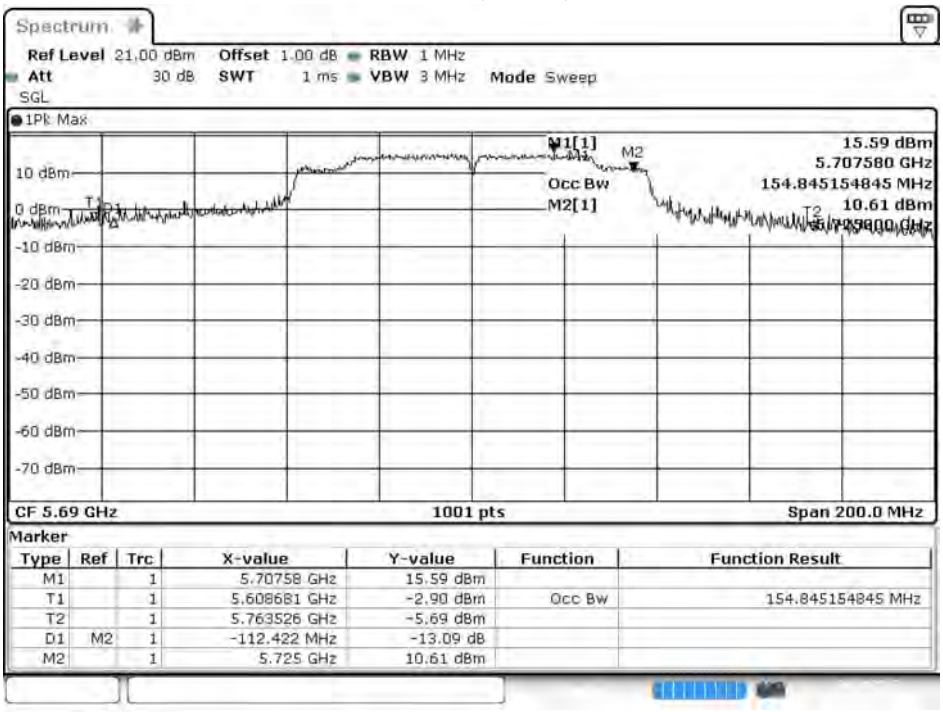

Date: 24.OCT.2017 10:38:41

Channel 155

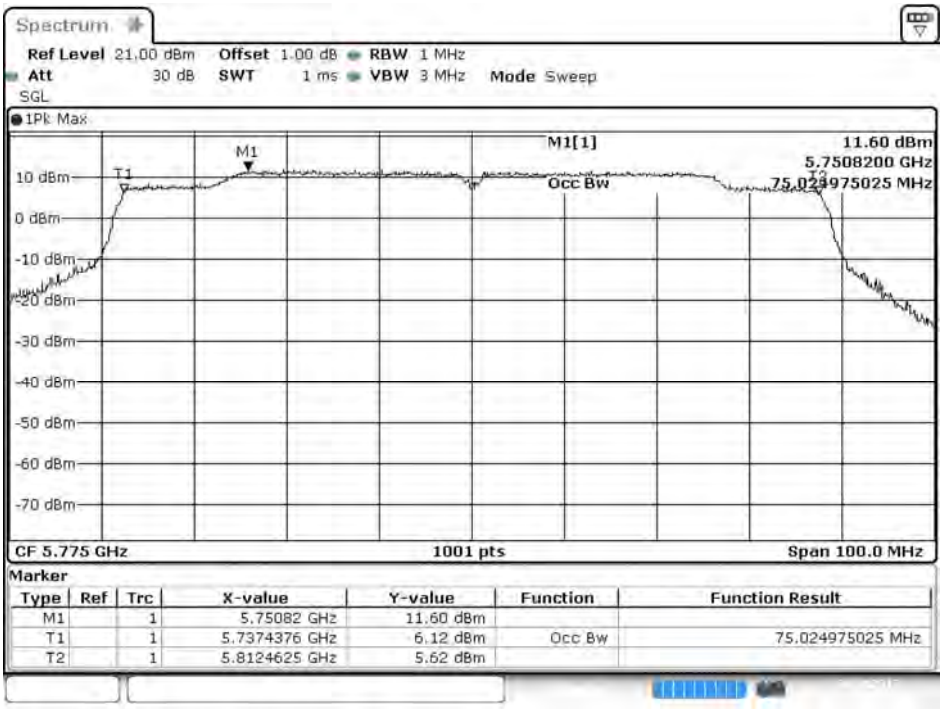

Date: 24.OCT.2017 10:40:38

Maximum conducted output power:

Channel 42

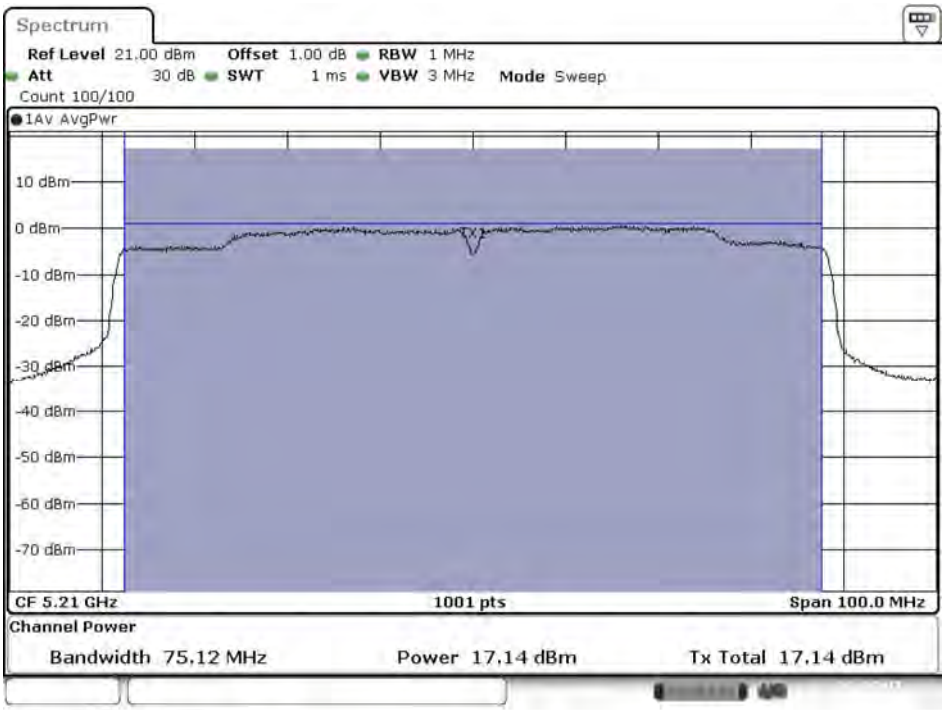

Date: 24.OCT.2017 14:24:25

Channel 58

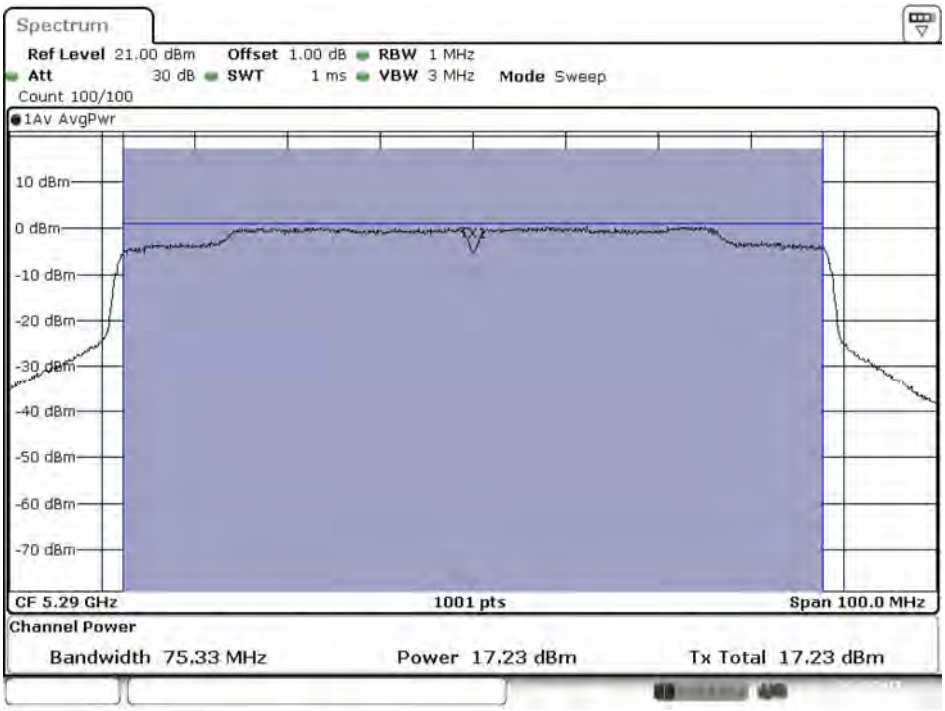

Date: 24.OCT.2017 14:27:42

Channel 106

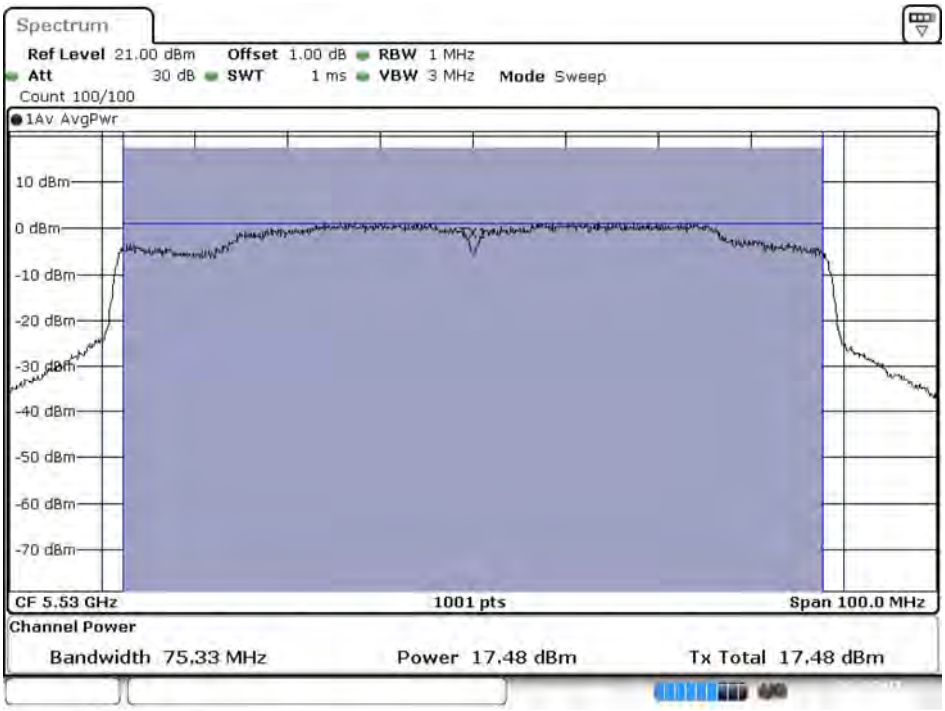

Date: 24.OCT.2017 14:31:43

Channel 122

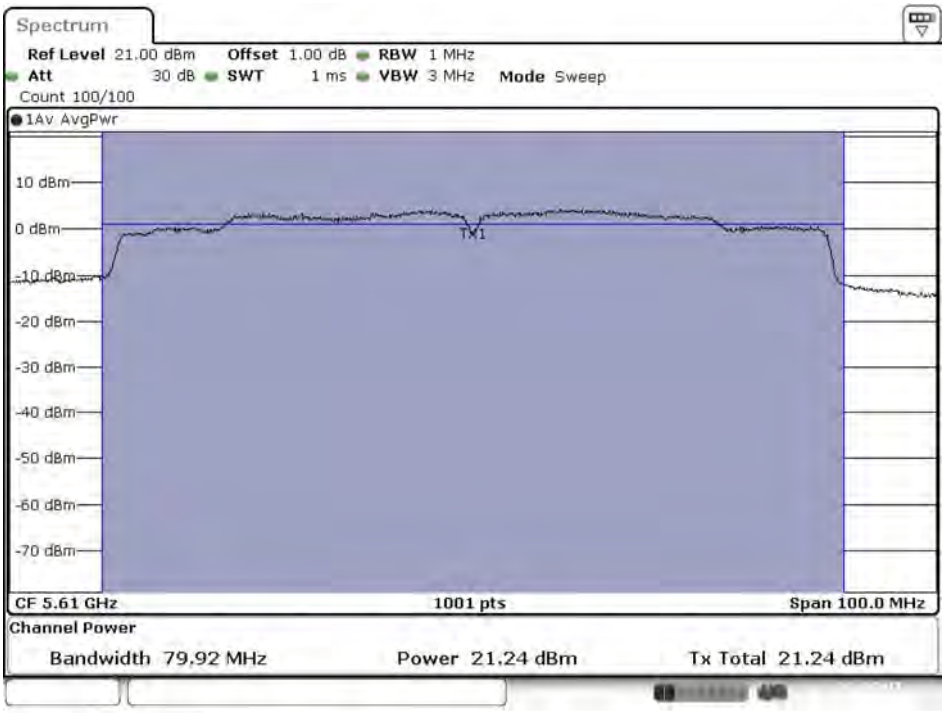

Date: 24.OCT.2017 14:34:31

Channel 138 (Band3)

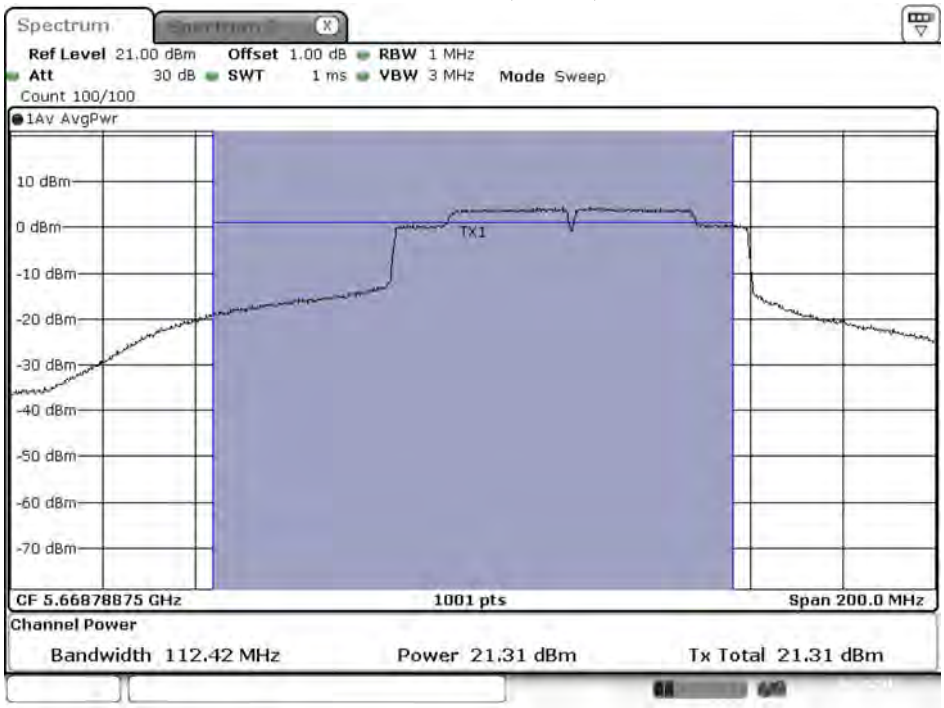

Date: 24.OCT.2017 14:51:50

Channel 138 (Band4)

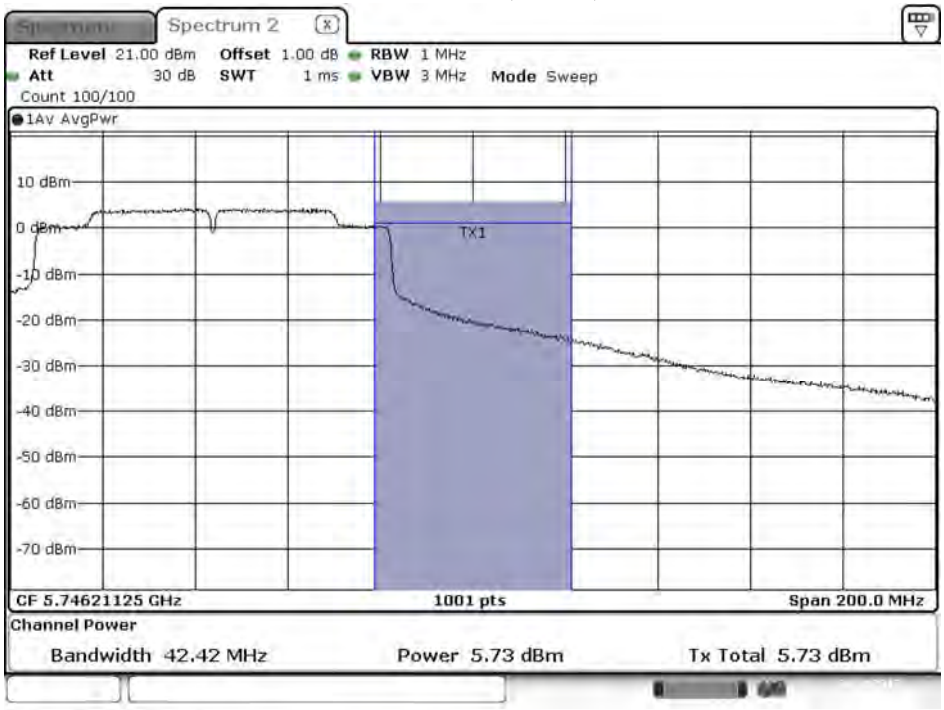

Date: 24.OCT.2017 14:52:02

Channel 155

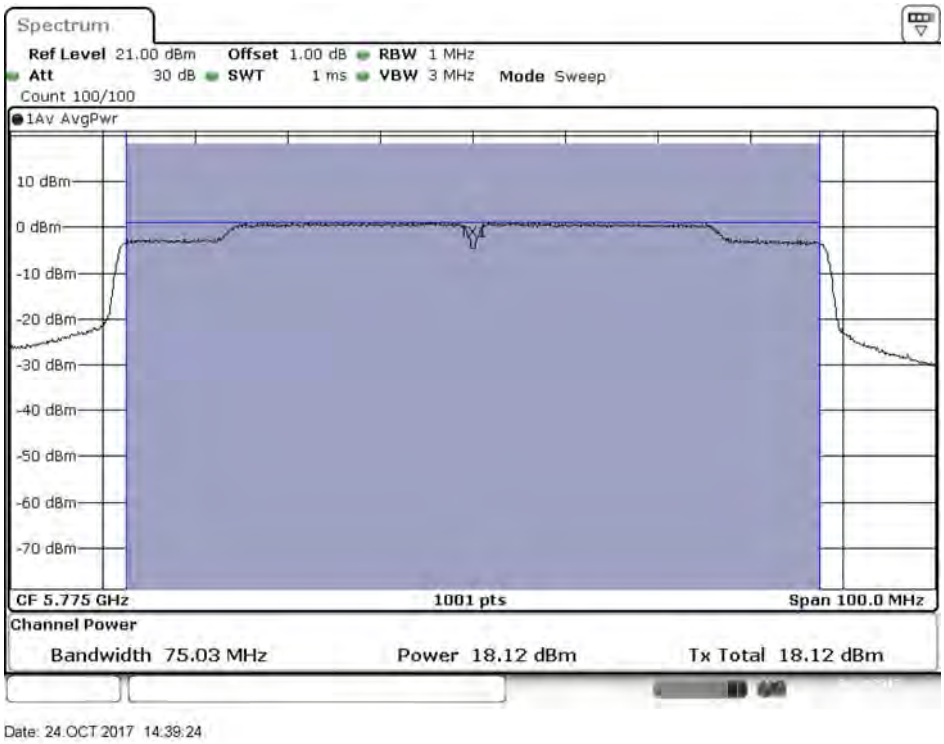
Spectrum
Ref Level 21.00 dBm Offset 1.00 dB RBW 1 MHz
Att 30 dB SWT 1 ms VBW 3 MHz Mode Sweep
Count 100/100
1Av AvgPwr
10 dBm
0 dBm
-10 dBm
-20 dBm
-30 dBm
-40 dBm
-50 dBm
-60 dBm
-70 dBm
CF 5.775 GHz
1001 pts
Span 100.0 MHz
Channel Power
Bandwidth 75.03 MHz
Power 18.12 dBm
Tx Total 18.12 dBm
Date: 24.OCT.2017 14:39:24

待測物名稱：Intel® Wireless-AC 9260
待測物型號：9260NGW　　測試項目：峰值發射功率
測試頻道：--　　測試模式：Mode 2: SISO B: 發射器 802.11ac-160BW
6 dB 頻寬：1MHz　　視頻頻寬：3MHz
檢測器：峰值　　環境溫度：21 ℃
測試日期：106 年 10 月 24 日　　環境濕度：53 %

Cable loss=1dB		Maximum conducted output power										
Channel No	Frequency (MHz)	Data Rate (Mbps)										Required Limit
		VTH0	VTH1	VTH2	VTH3	VTH4	VTH5	VTH6	VTH7	VTH8	VTH9	
50ac160 (Band1)	5250	11.89	11.85	11.79	11.75	11.69	11.64	11.59	11.52	11.48	11.42	<24dBm
50ac160 (Band2)	5250	11.67	11.63	11.59	11.53	11.48	11.43	11.37	11.33	11.27	11.22	<24dBm
114ac160	5570	15.19	15.13	15.08	15.03	14.97	14.92	14.89	14.85	14.81	14.75	<24dBm

Note: Maximum conducted output power Value =Reading value on Spectrum Analyzer + cable loss

Maximum conducted output power Measurement

Channel No	Frequency Range	99% Bandwidth	Output Power	Output Power Limit		Result
	(MHz)	(MHz)	(dBm)	(dBm)	dBm+10log(BW)	
50ac160(Band1)	5250	--	11.89	24	--	Pass
50ac160(Band2)	5250	76.620	11.67	24	29.84	Pass
114	5570	153.440	15.19	24	32.86	Pass

Note:

1. Output Power (dBm) = 10LOG (Chain A Power (mW)+ Chain B Power (mW))
2. 99% Bandwidth is the bandwidth of chain A or chain B whichever is less bandwidth, output power limitation is more stringent.

99% Occupied Bandwidth:

Channel 50

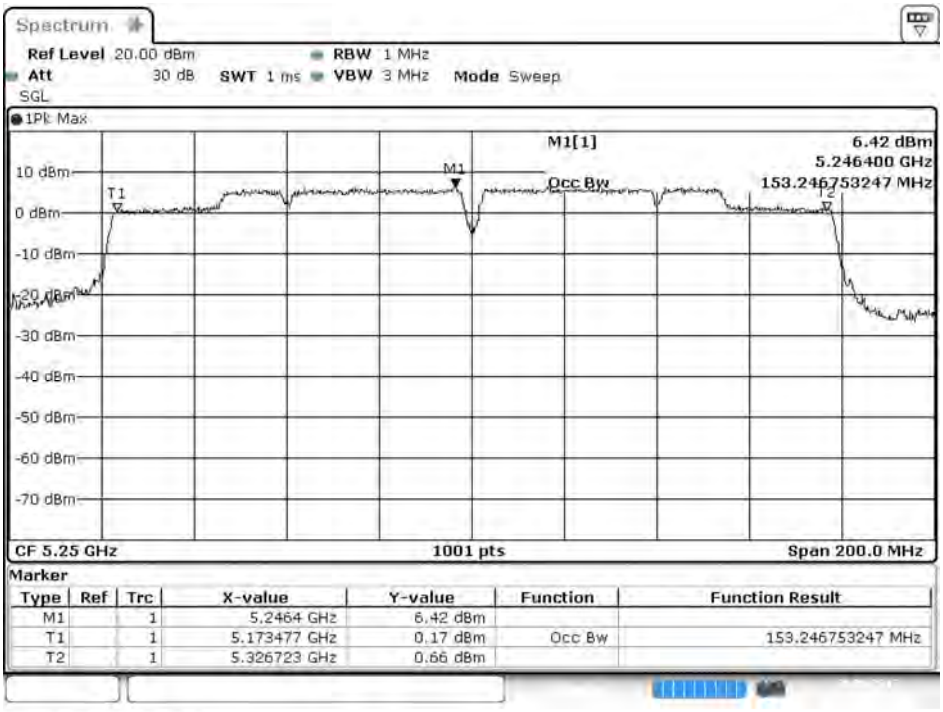

Date: 20.SEP.2017 17:24:11

Channel 114

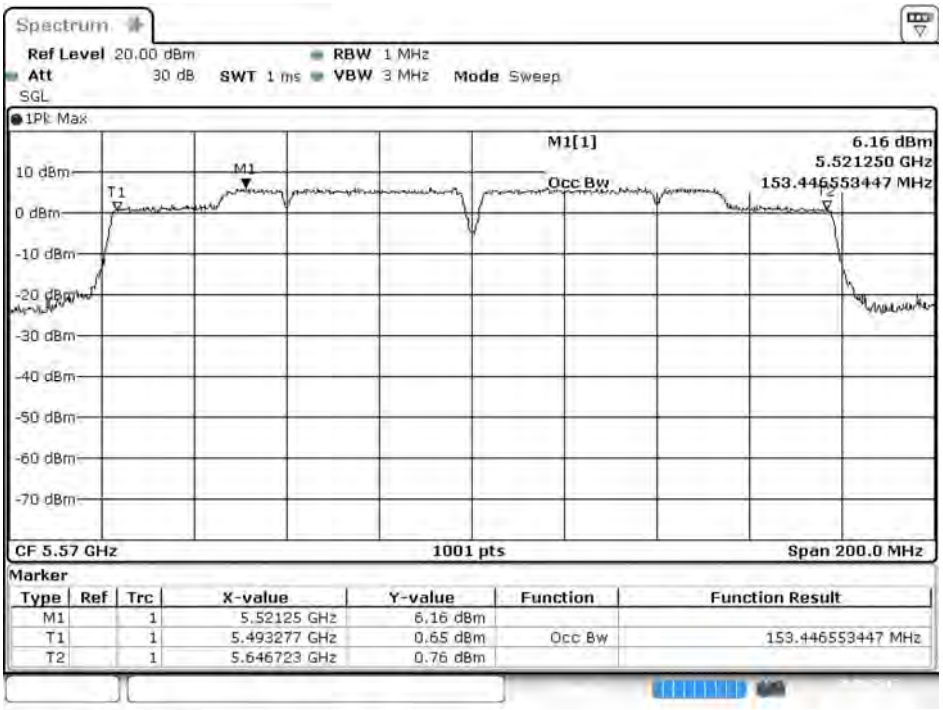

Date: 20.SEP.2017 17:24:44

Maximum conducted output power:

Channel 50

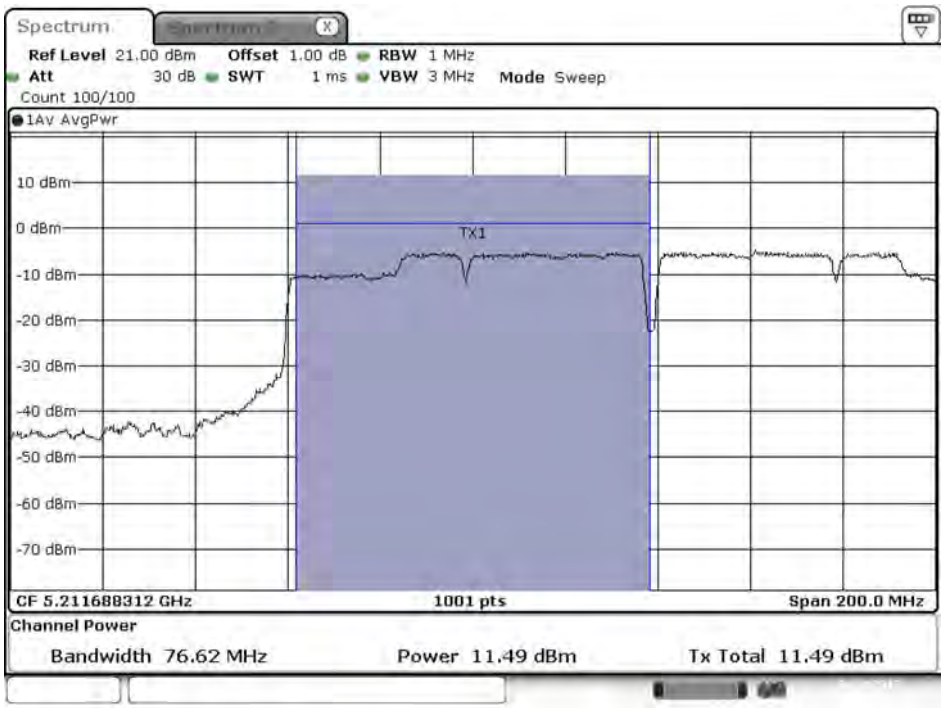

Date: 24.OCT.2017 15:06:10

Channel 50

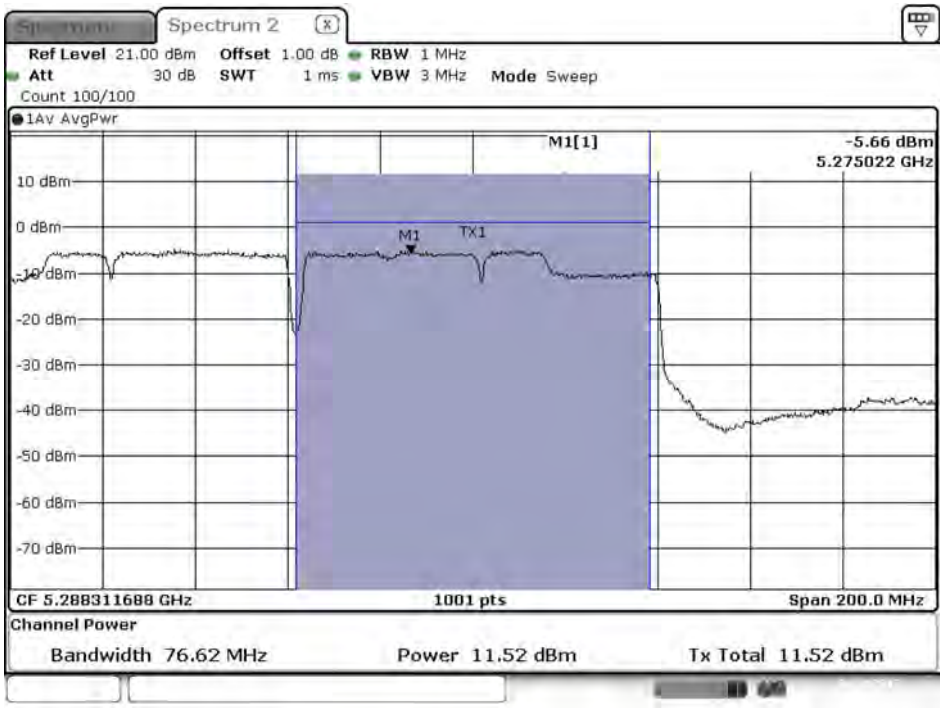

Date: 24.OCT.2017 15:06:22

Channel 114

Spectrum
Spectrum 2
Ref Level 21.00 dBm Offset 1.00 dB RBW 1 MHz
Att 30 dB SWT 1 ms VBW 3 MHz Mode Sweep
Count 100/100
1Av AvgPwr
10 dBm
0 dBm
-10 dBm
-20 dBm
-30 dBm
-40 dBm
-50 dBm
-60 dBm
-70 dBm
TX1
CF 5.57 GHz
1001 pts
Span 200.0 MHz
Channel Power
Bandwidth 153.44 MHz
Power 15.05 dBm
Tx Total 15.05 dBm
Date: 24.OCT.2017 15:00:10

待測物名稱：Intel® Wireless-AC 9260
待測物型號：9260NGW　　測試項目：峰值發射功率
測試頻道：--　　測試模式：Mode 3: MIMO: 發射器 802.11a
6 dB 頻寬：1MHz　　視頻頻寬：3MHz
檢測器：峰值　　環境溫度：21 ℃
測試日期：106 年 10 月 24 日　　環境濕度：53 %

Chain A

Cable loss=1dB		Maximum conducted output power								
Channel No.	Frequency (MHz)	Data Rate (Mbps)								Required Limit
		6	9	12	18	24	36	48	54	
		Measurement Level (dBm)								
36	5180	19.35	--	--	--	--	--	--	--	<24dBm
44	5220	19.57	19.5	19.43	19.36	19.29	19.22	19.15	19.08	<24dBm
48	5240	19.57	--	--	--	--	--	--	--	<24dBm
52	5260	19.45	--	--	--	--	--	--	--	<24dBm
60	5300	19.35	19.28	19.21	19.14	19.07	19	18.93	18.86	<24dBm
64	5320	19.15	--	--	--	--	--	--	--	<24dBm
100	5500	17.62	--	--	--	--	--	--	--	<24dBm
116	5580	19.47	19.4	19.33	19.26	19.19	19.12	19.05	18.98	<24dBm
140	5700	19.83	--	--	--	--	--	--	--	<24dBm
149	5745	21.43	--	--	--	--	--	--	--	<30dBm
157	5785	21.49	21.42	21.35	21.28	21.21	21.14	21.07	21	<30dBm
165	5825	21.44	--	--	--	--	--	--	--	<30dBm

Note: Maximum conducted output power Value =Reading value on average power meter + cable loss

Chain B

Cable loss=1dB		Maximum conducted output power								
Channel No.	Frequency (MHz)	Data Rate (Mbps)								Required Limit
		6	9	12	18	24	36	48	54	
		Measurement Level (dBm)								
36	5180	19.52	--	--	--	--	--	--	--	<24dBm
44	5220	19.58	19.51	19.44	19.37	19.3	19.23	19.16	19.09	<24dBm
48	5240	19.55	--	--	--	--	--	--	--	<24dBm
52	5260	19.41	--	--	--	--	--	--	--	<24dBm
60	5300	19.33	19.26	19.19	19.12	19.05	18.98	18.91	18.84	<24dBm
64	5320	19.11	--	--	--	--	--	--	--	<24dBm
100	5500	17.68	--	--	--	--	--	--	--	<24dBm
116	5580	19.46	19.39	19.32	19.25	19.18	19.11	19.04	18.97	<24dBm
140	5700	19.8	--	--	--	--	--	--	--	<24dBm
149	5745	21.44	--	--	--	--	--	--	--	<30dBm
157	5785	21.45	21.38	21.31	21.24	21.17	21.1	21.03	20.96	<30dBm
165	5825	21.4	--	--	--	--	--	--	--	<30dBm

Note: Maximum conducted output power Value =Reading value on average power meter + cable loss

Maximum conducted output power Measurement:
Chain A+B

Channel Number	Frequency (MHz)	99% Bandwidth (MHz)	Chain A Power (dBm)	Chain B Power (dBm)	Output Power (dBm)	Output Power Limit	
						(dBm)	dBm+10log(BW)
36	5180	--	19.35	19.52	22.45	24	--
44	5220	--	19.57	19.58	22.59	24	--
48	5240	--	19.57	19.55	22.57	24	--
52	5260	18.281	19.45	19.41	22.44	24	23.62
60	5300	18.281	19.35	19.33	22.35	24	23.62
64	5320	18.331	19.15	19.11	22.14	24	23.63
100	5500	18.281	17.62	17.68	20.66	24	23.62
116	5580	18.281	19.47	19.46	22.48	24	23.62
140	5700	18.331	19.83	19.8	22.83	24	23.63
149	5745	--	21.43	21.44	24.45	30	--
157	5785	--	21.49	21.45	24.48	30	--
165	5825	--	21.44	21.4	24.43	30	--

Note:

1. Output Power (dBm) = 10LOG (Chain A Power (mW)+ Chain B Power (mW))
2. 99% Bandwidth is the bandwidth of chain A or chain B whichever is less bandwidth, output power limitation is more stringent.

99% Occupied Bandwidth:

Channel 52: Chain A

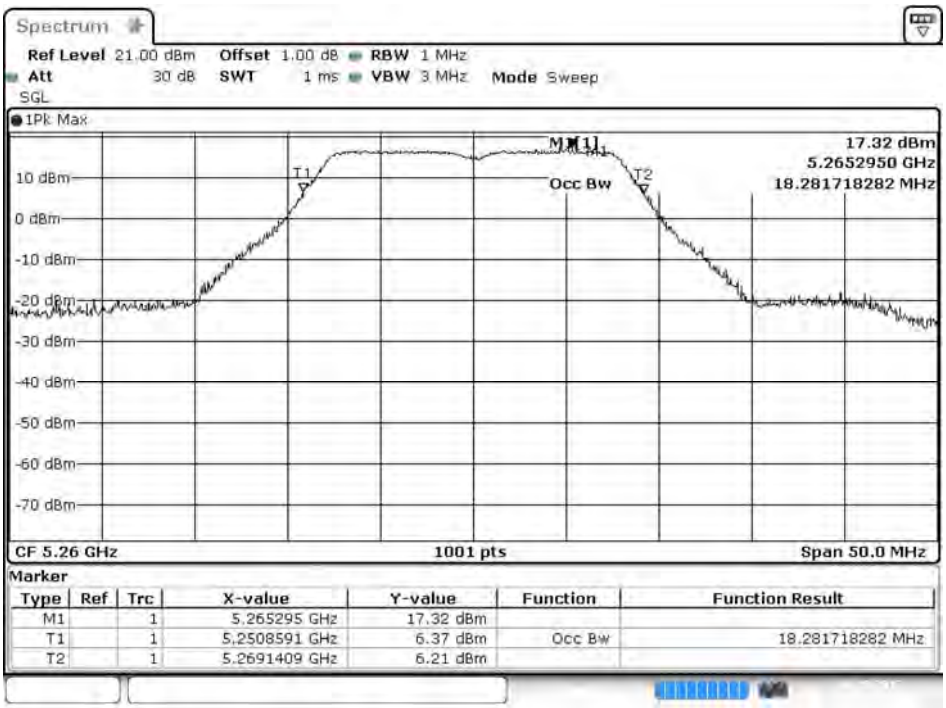

Date: 24.OCT.2017 09:51:53

Channel 52: Chain B

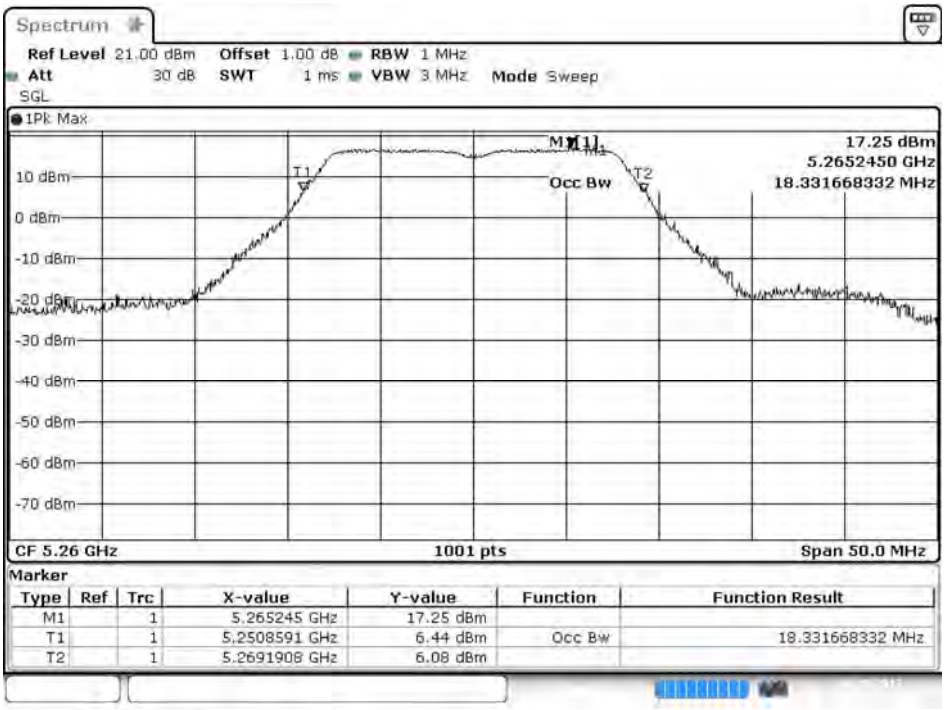

Date: 24.OCT.2017 10:06:35

Channel 60: Chain A

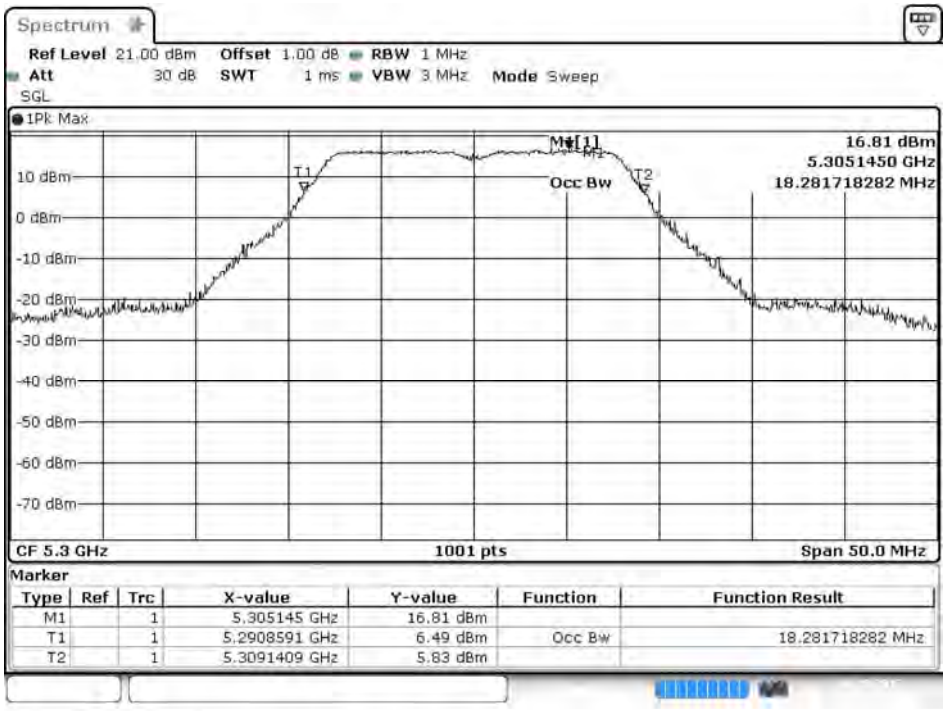

Date: 24.OCT.2017 09:52:33

Channel 60: Chain B

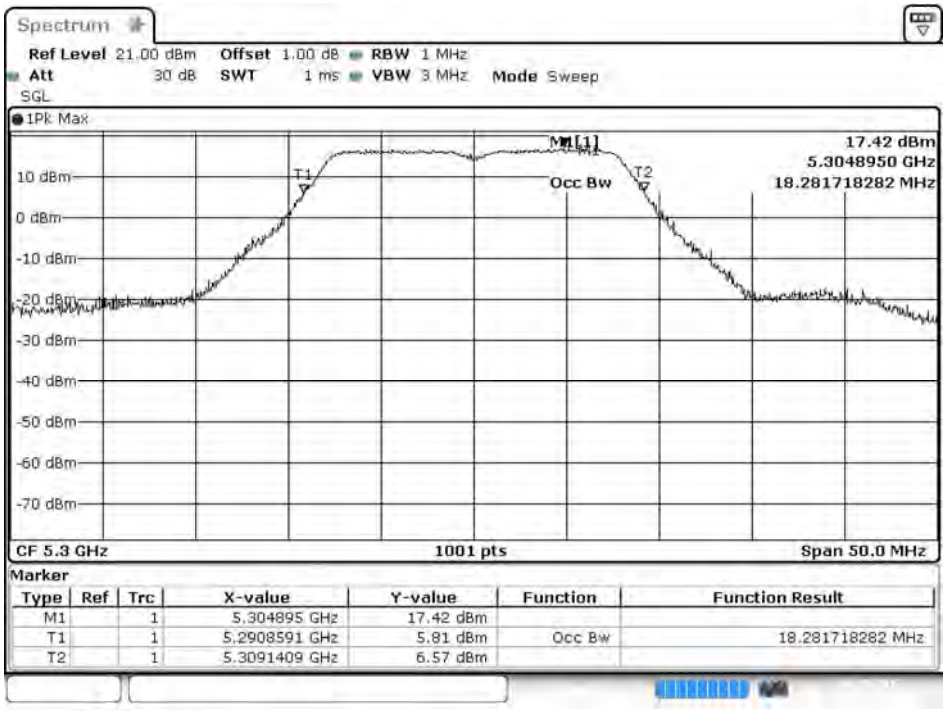

Date: 24.OCT.2017 10:07:15

Channel 64: Chain A

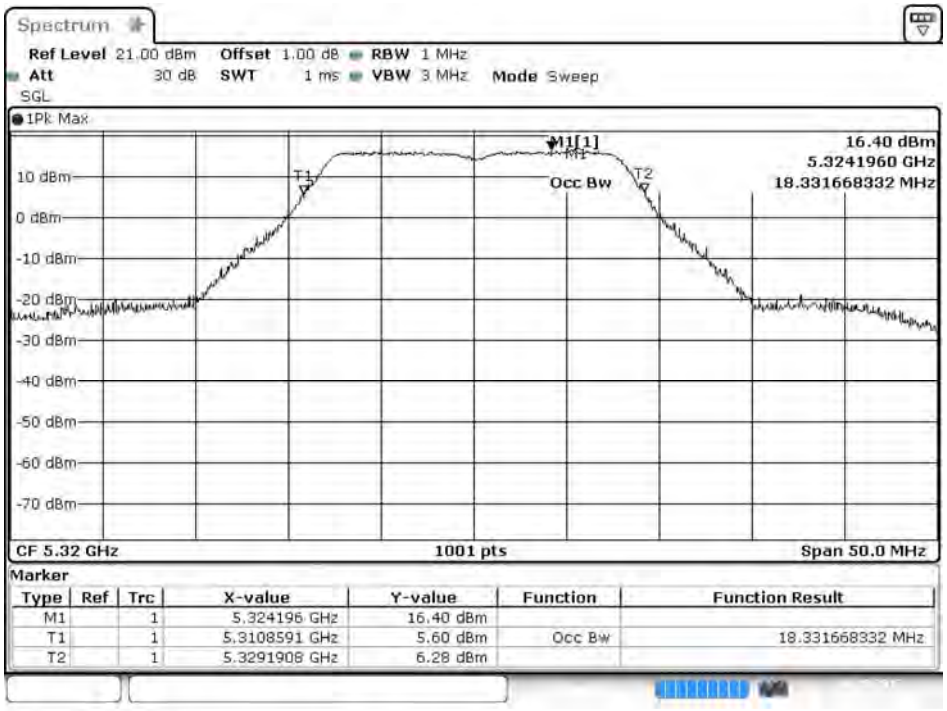

Date: 24.OCT.2017 09:53:07

Channel 64: Chain B

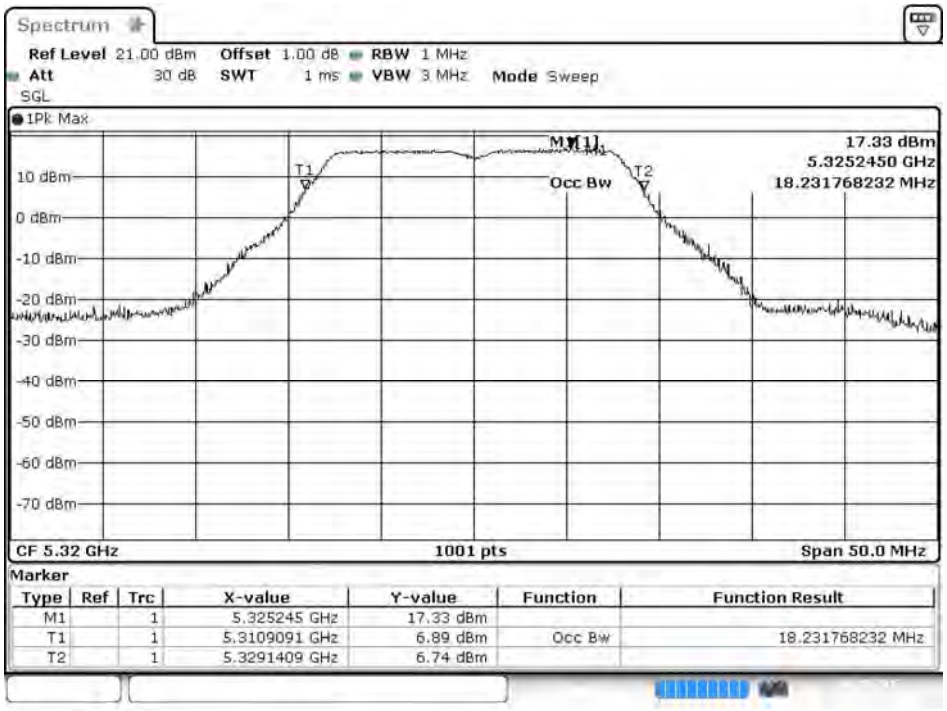

Date: 24.OCT.2017 10:07:51

Channel 100: Chain A

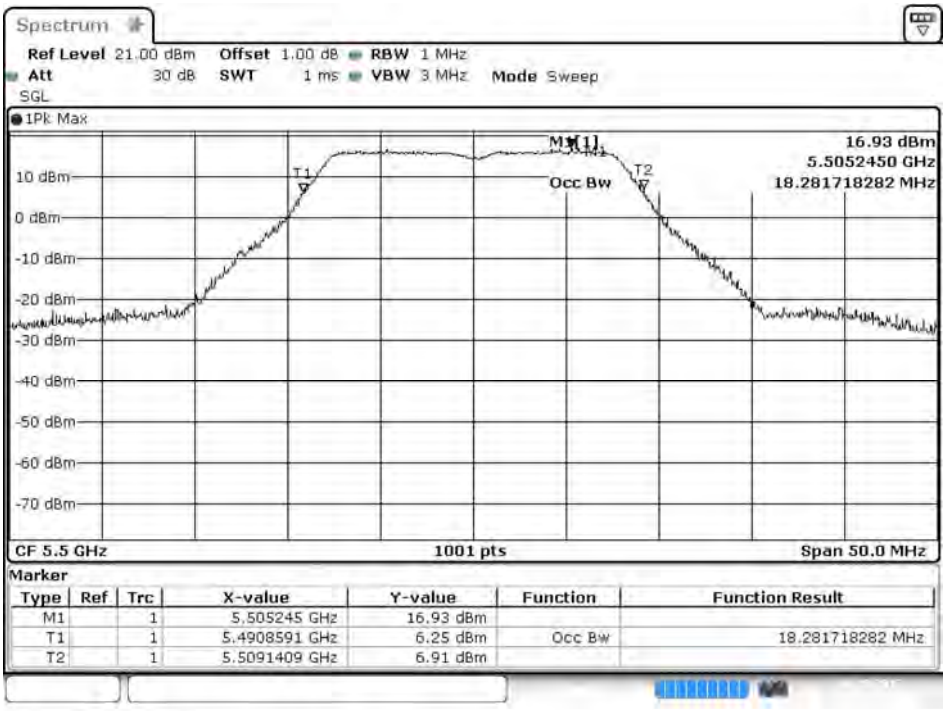

Date: 24.OCT.2017 09:53:41

Channel 100: Chain B

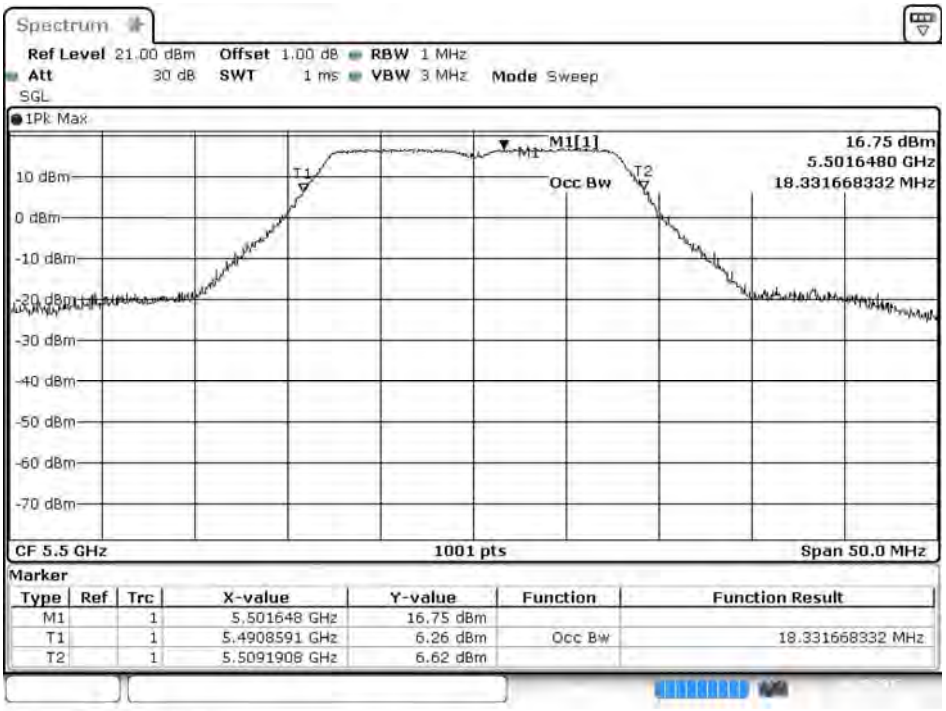

Date: 24.OCT.2017 10:08:26

Channel 116: Chain A

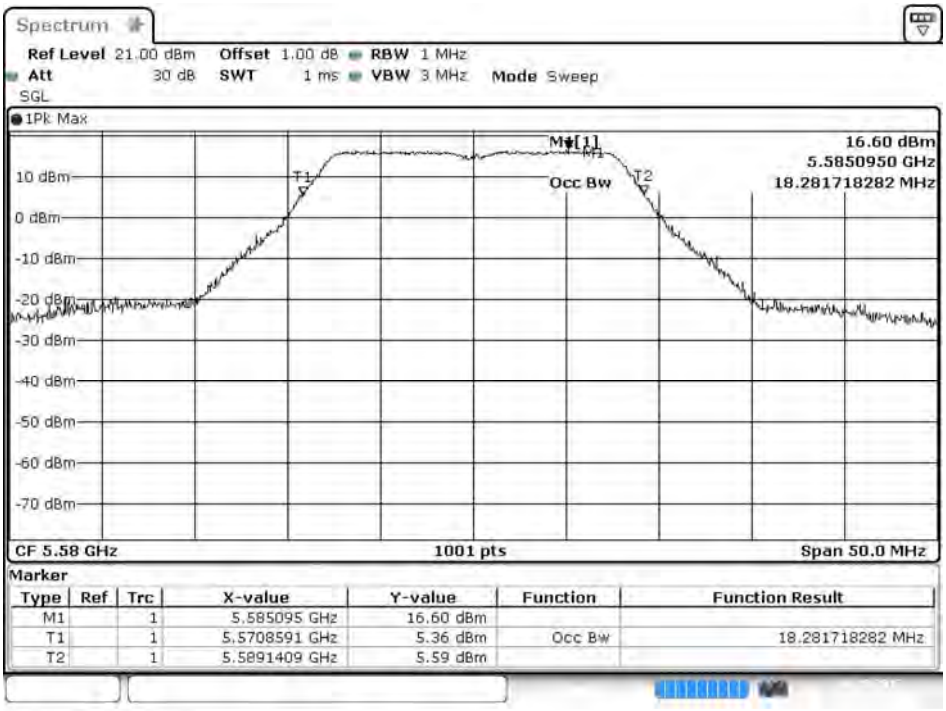

Date: 24.OCT.2017 09:54:17

Channel 116: Chain B

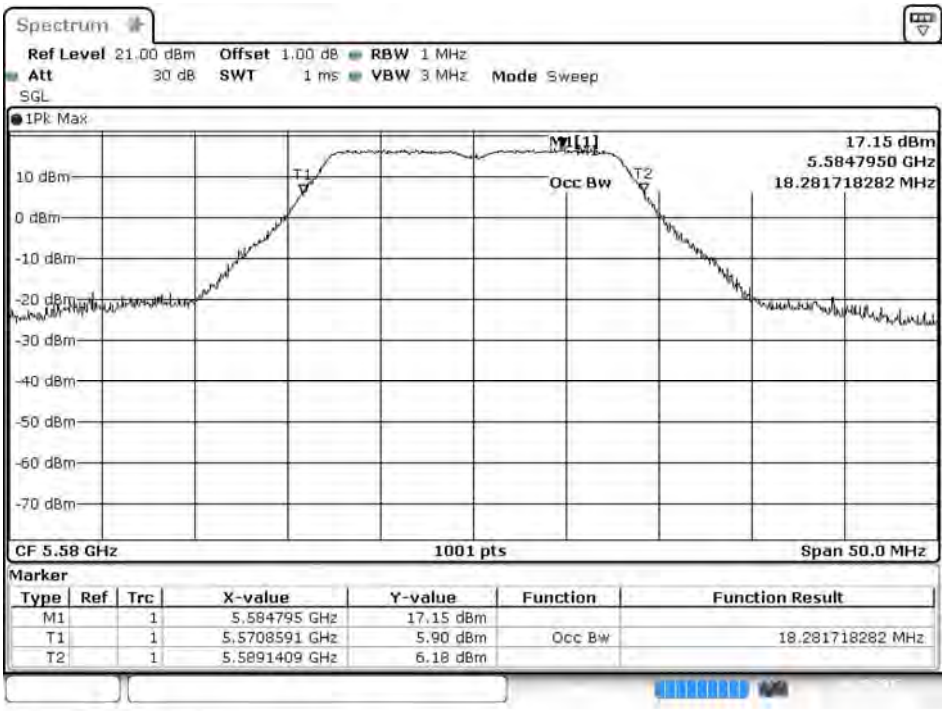

Date: 24.OCT.2017 10:09:08

Channel 140: Chain A

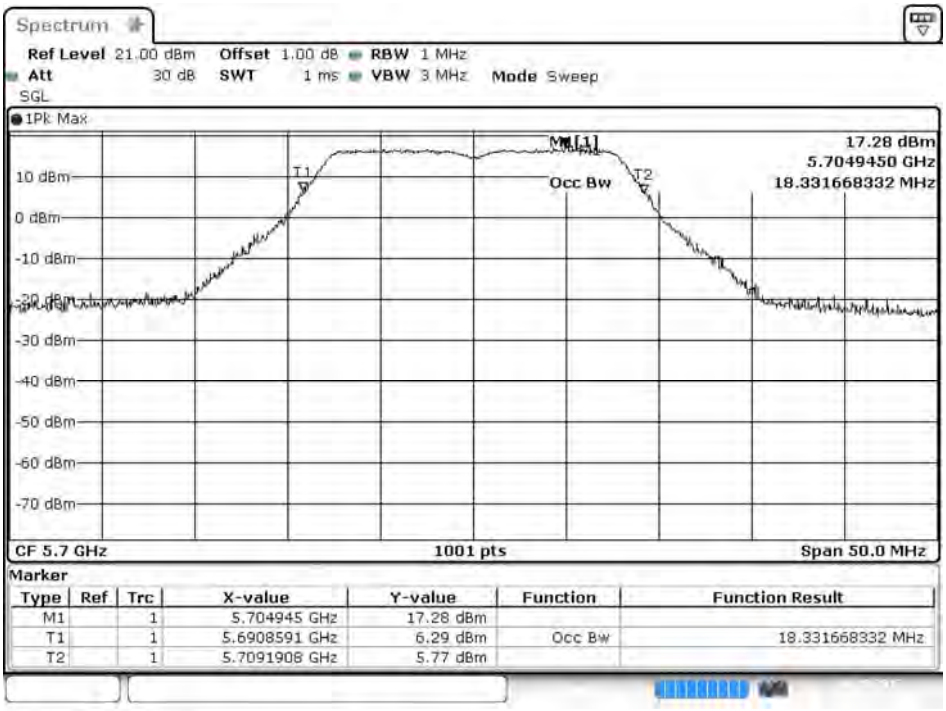

Date: 24.OCT.2017 09:54:51

Channel 140: Chain B

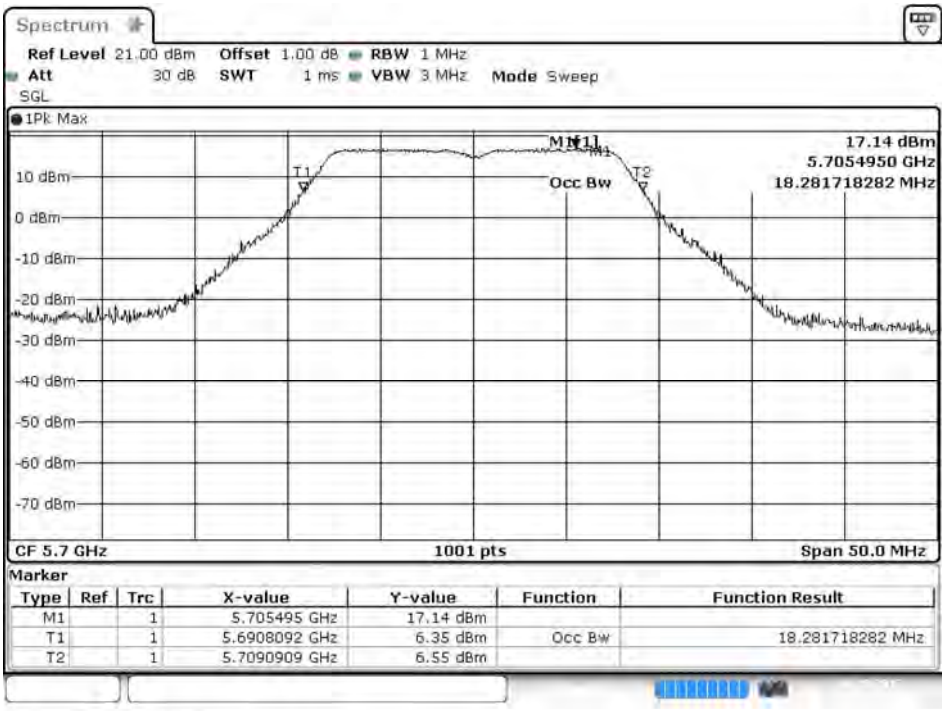

Date: 24.OCT.2017 10:09:45

待測物名稱：Intel® Wireless-AC 9260
待測物型號：9260NGW　　測試項目：峰值發射功率
測試頻道：--　　測試模式：Mode 3: MIMO: 發射器 802.11n-20BW
6 dB 頻寬：1MHz　　視頻頻寬：3MHz
檢測器：峰值　　環境溫度：21 ℃
測試日期：106 年 10 月 24 日　　環境濕度：53 %

Chain A

Cable loss=1dB		Maximum conducted output power								
Channel No.	Frequency (MHz)	Data Rate (Mbps)								Required Limit
		HT8	HT9	HT10	HT11	HT12	HT13	HT14	HT15	
		Measurement Level (dBm)								
36	5180	19.15	--	--	--	--	--	--	--	<24dBm
44	5220	19.53	19.46	19.39	19.32	19.25	19.18	19.11	19.04	<24dBm
48	5240	19.54	--	--	--	--	--	--	--	<24dBm
52	5260	19.76	--	--	--	--	--	--	--	<24dBm
60	5300	19.58	19.51	19.44	19.37	19.3	19.23	19.16	19.09	<24dBm
64	5320	19.37	--	--	--	--	--	--	--	<24dBm
100	5500	18.65	--	--	--	--	--	--	--	<24dBm
116	5580	19.77	19.7	19.63	19.56	19.49	19.42	19.35	19.28	<24dBm
140	5700	17.61	--	--	--	--	--	--	--	<24dBm
149	5745	21.42	--	--	--	--	--	--	--	<30dBm
157	5785	21.44	21.37	21.3	21.23	21.16	21.09	21.02	20.95	<30dBm
165	5825	20.86	--	--	--	--	--	--	--	<30dBm

Note: Maximum conducted output power Value =Reading value on average power meter + cable loss

Chain B

Cable loss=1dB		Maximum conducted output power								
Channel No.	Frequency (MHz)	Data Rate (Mbps)								Required Limit
		HT8	HT9	HT10	HT11	HT12	HT13	HT14	HT15	
		Measurement Level (dBm)								
36	5180	19.13	--	--	--	--	--	--	--	<24dBm
44	5220	19.52	19.45	19.38	19.31	19.24	19.17	19.1	19.03	<24dBm
48	5240	19.51	--	--	--	--	--	--	--	<24dBm
52	5260	19.75	--	--	--	--	--	--	--	<24dBm
60	5300	19.56	19.49	19.42	19.35	19.28	19.21	19.14	19.07	<24dBm
64	5320	19.6	--	--	--	--	--	--	--	<24dBm
100	5500	18.62	--	--	--	--	--	--	--	<24dBm
116	5580	19.75	19.68	19.61	19.54	19.47	19.4	19.33	19.26	<24dBm
140	5700	17.59	--	--	--	--	--	--	--	<24dBm
149	5745	21.37	--	--	--	--	--	--	--	<30dBm
157	5785	21.43	21.36	21.29	21.22	21.15	21.08	21.01	20.94	<30dBm
165	5825	20.8	--	--	--	--	--	--	--	<30dBm

Note: Maximum conducted output power Value =Reading value on average power meter + cable loss

Maximum conducted output power Measurement:
Chain A+B

Channel Number	Frequency (MHz)	99% Bandwidth (MHz)	Chain A Power (dBm)	Chain B Power (dBm)	Output Power (dBm)	Output Power Limit	
						(dBm)	dBm+10log(BW)
36	5180	--	19.15	19.13	22.15	24	--
44	5220	--	19.53	19.52	22.54	24	--
48	5240	--	19.54	19.51	22.54	24	--
52	5260	19.280	19.76	19.75	22.77	24	23.85
60	5300	19.280	19.58	19.56	22.58	24	23.85
64	5320	19.280	19.37	19.6	22.50	24	23.85
100	5500	19.280	18.65	18.62	21.65	24	23.85
116	5580	19.280	19.77	19.75	22.77	24	23.85
140	5700	19.280	17.61	17.59	20.61	24	23.85
149	5745	--	21.42	21.37	24.41	30	--
157	5785	--	21.44	21.43	24.45	30	--
165	5825	--	20.86	20.8	23.84	30	--

Note:

1. Output Power (dBm) = 10LOG (Chain A Power (mW)+ Chain B Power (mW))
2. 99% Bandwidth is the bandwidth of chain A or chain B whichever is less bandwidth, output power limitation is more stringent.

99% Occupied Bandwidth:

Channel 52: Chain A

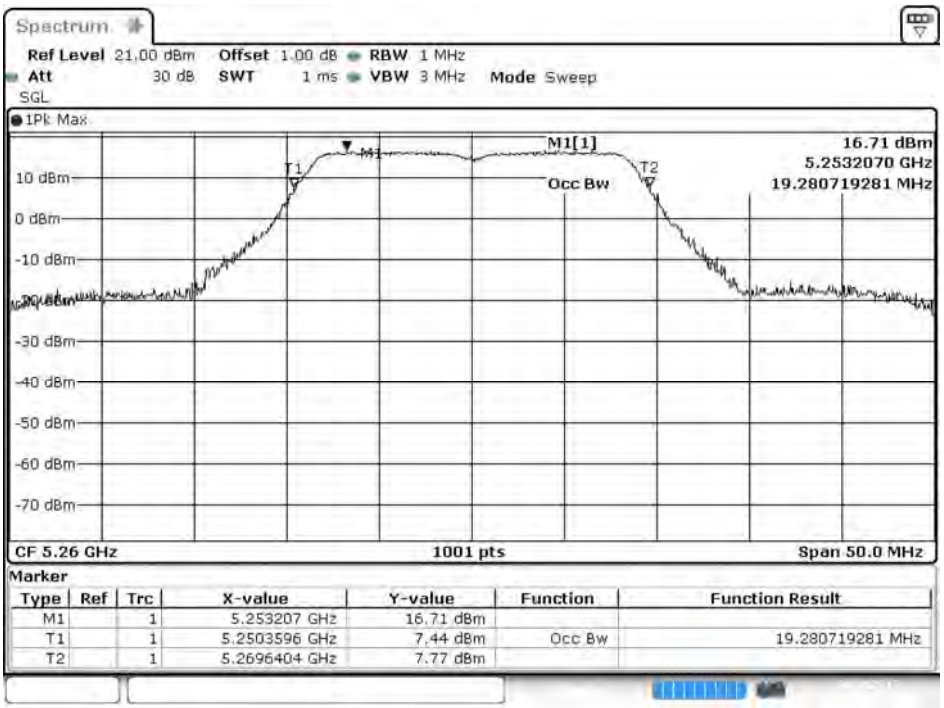

Date: 24.OCT.2017 09:55:35

Channel 52: Chain B

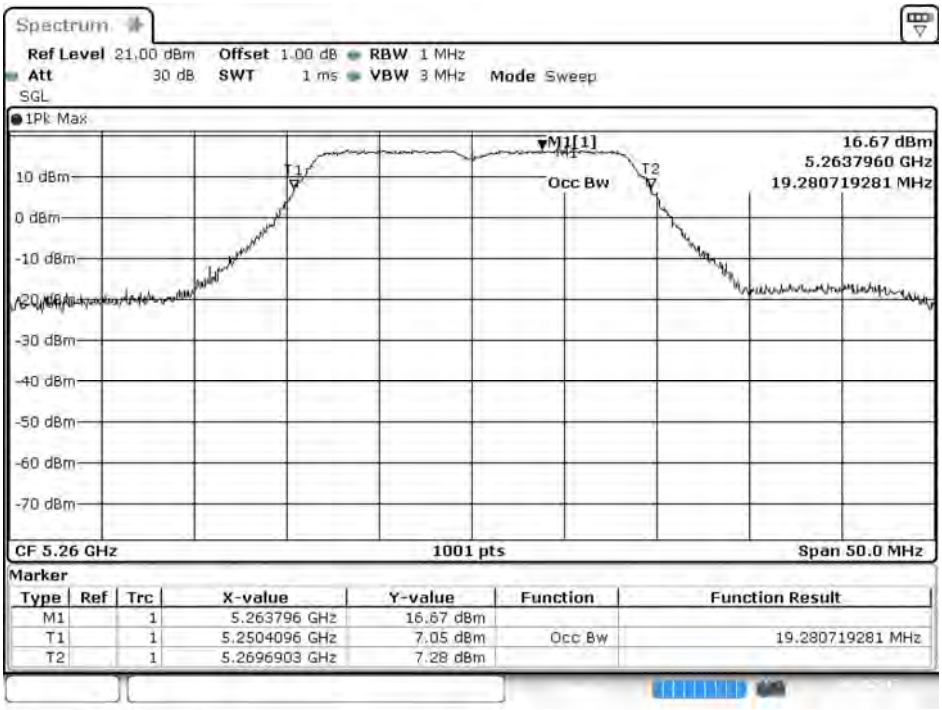

Date: 24.OCT.2017 10:10:25

Channel 60: Chain A

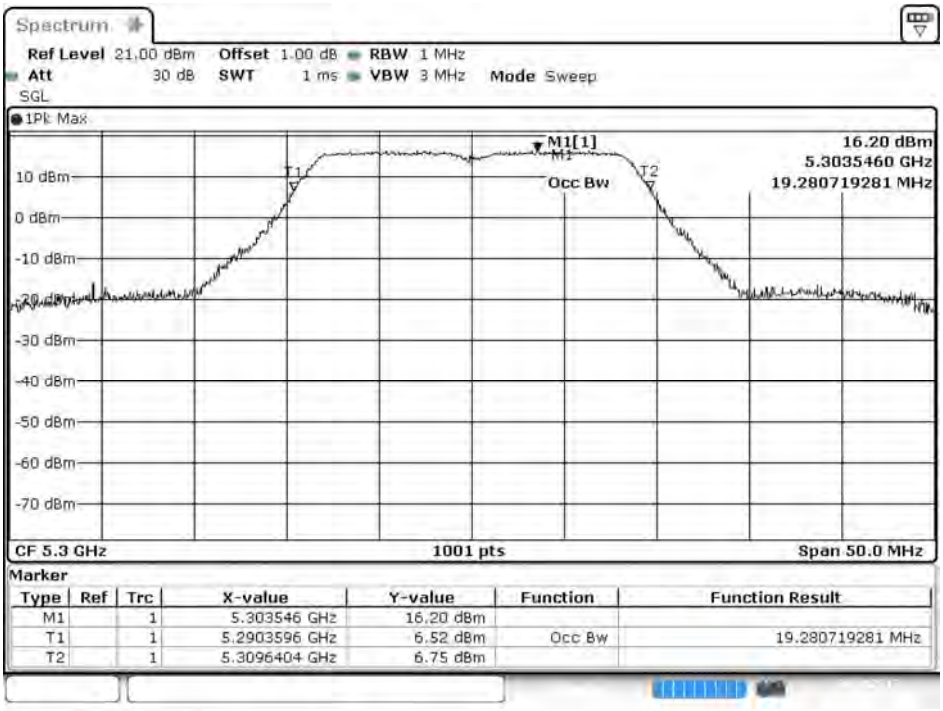

Date: 24.OCT.2017 09:56:15

Channel 60: Chain B

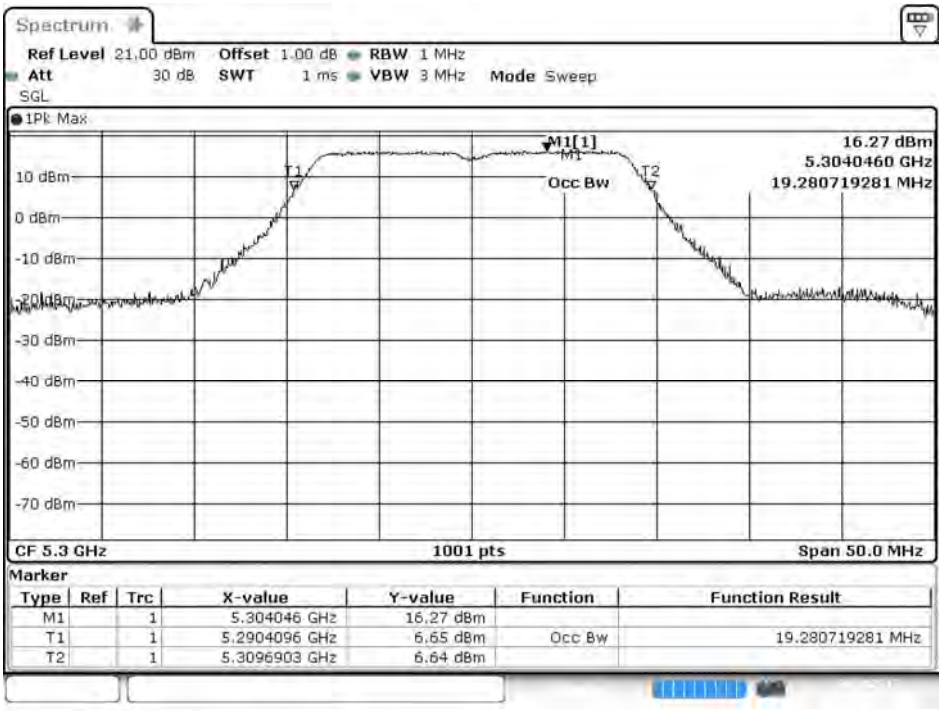

Date: 24.OCT.2017 10:10:58

Channel 64: Chain A

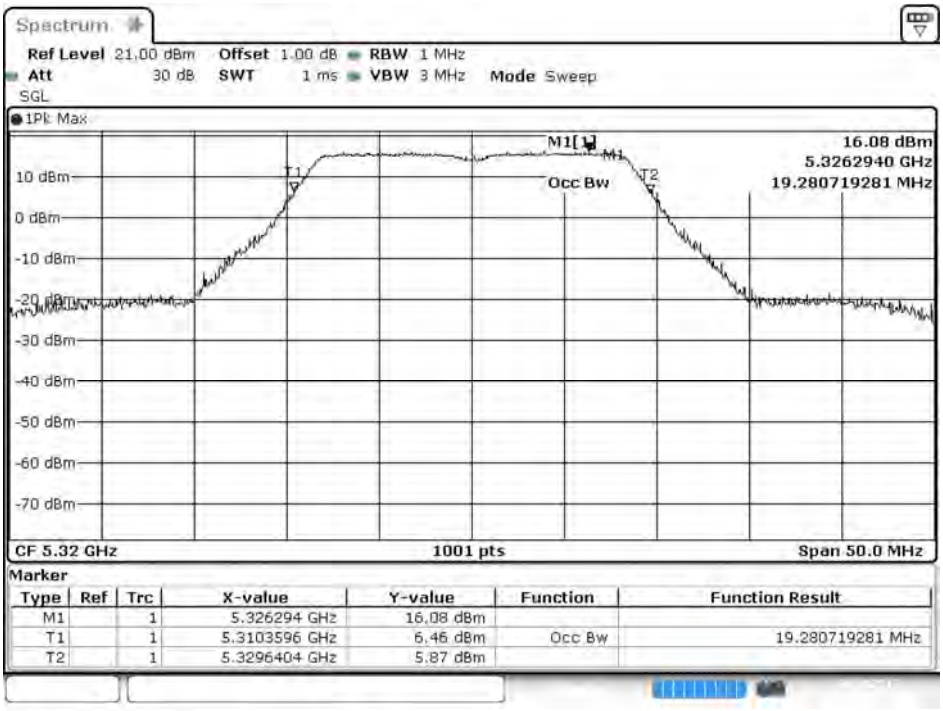

Date: 24.OCT.2017 09:56:51

Channel 64: Chain B

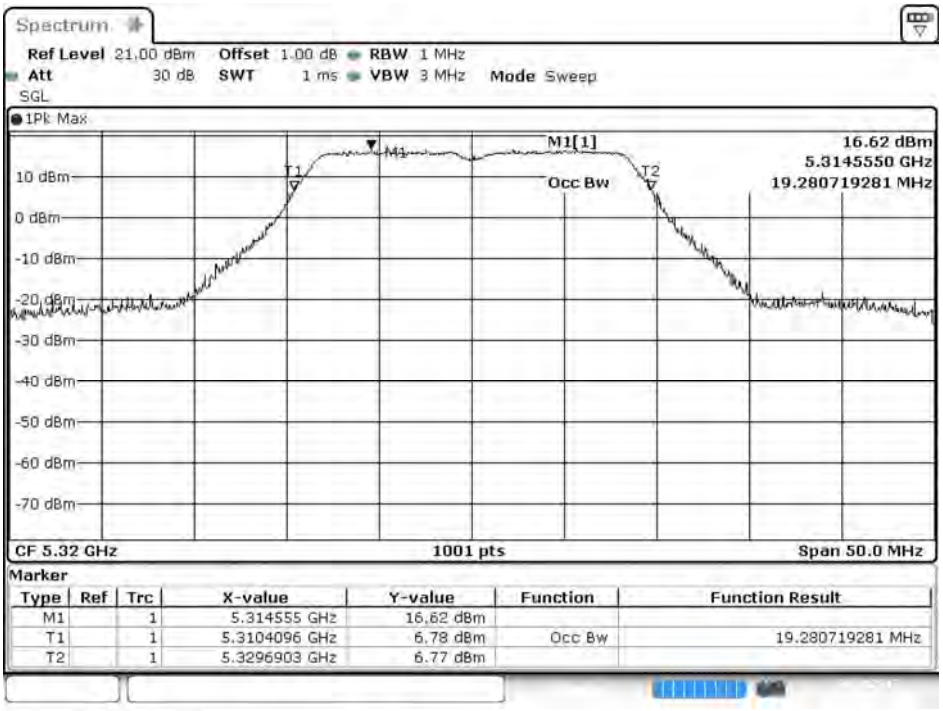

Date: 24.OCT.2017 10:11:38

Channel 100: Chain A

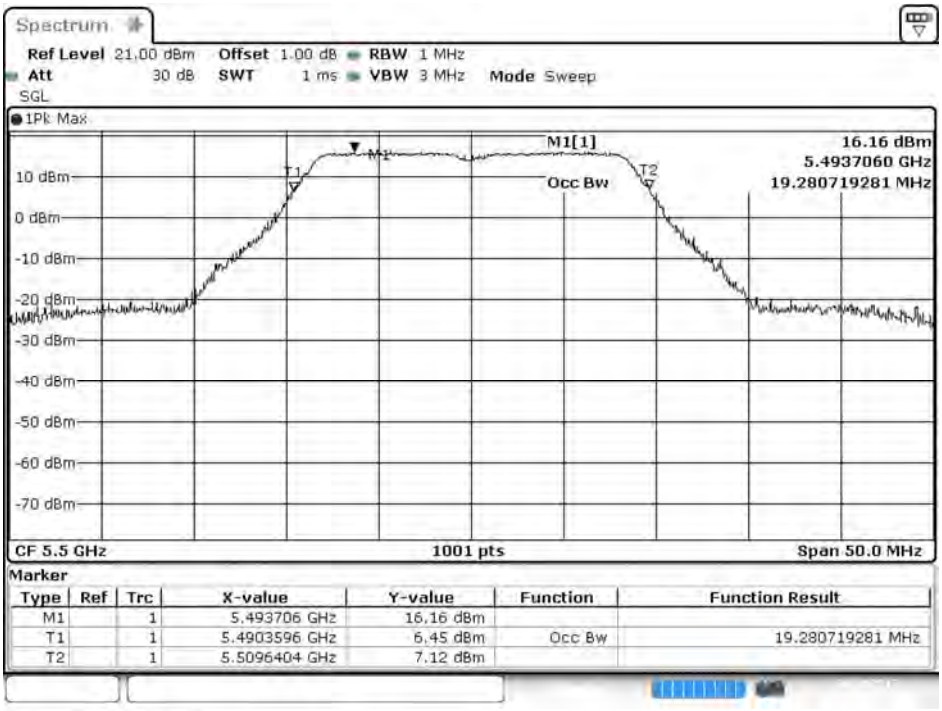

Date: 24.OCT.2017 09:57:28

Channel 100: Chain B

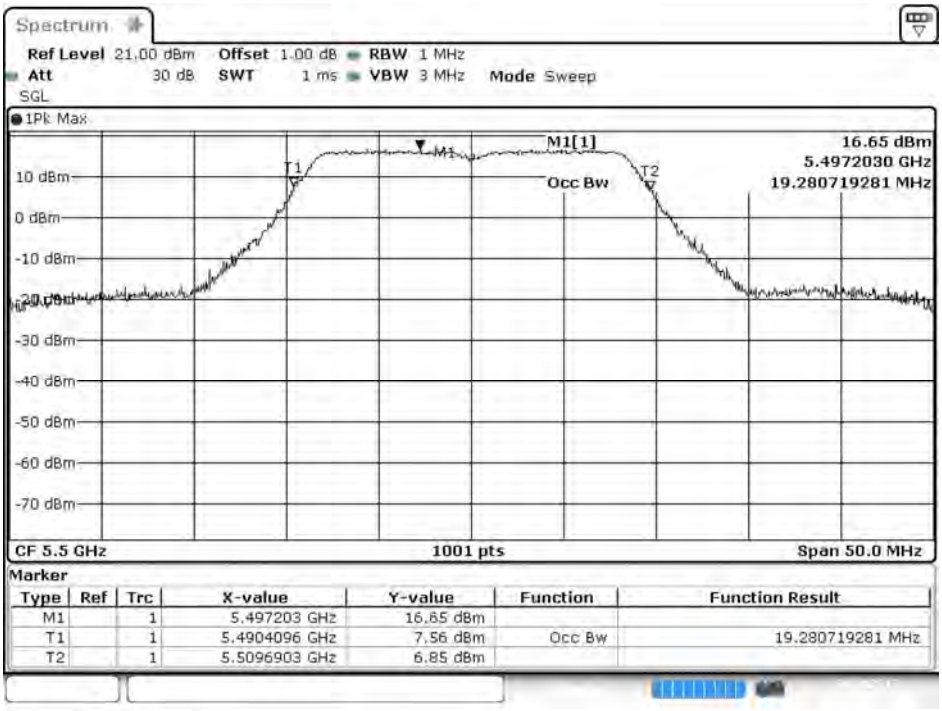

Date: 24.OCT.2017 10:12:13

Channel 116: Chain A

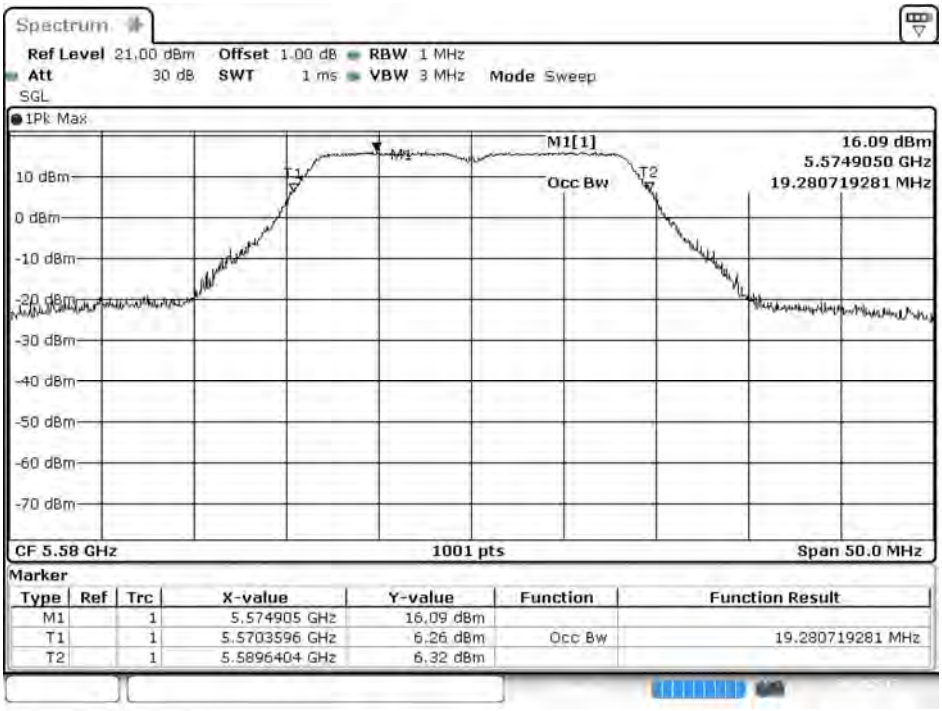

Date: 24.OCT.2017 09:58:04

Channel 116: Chain B

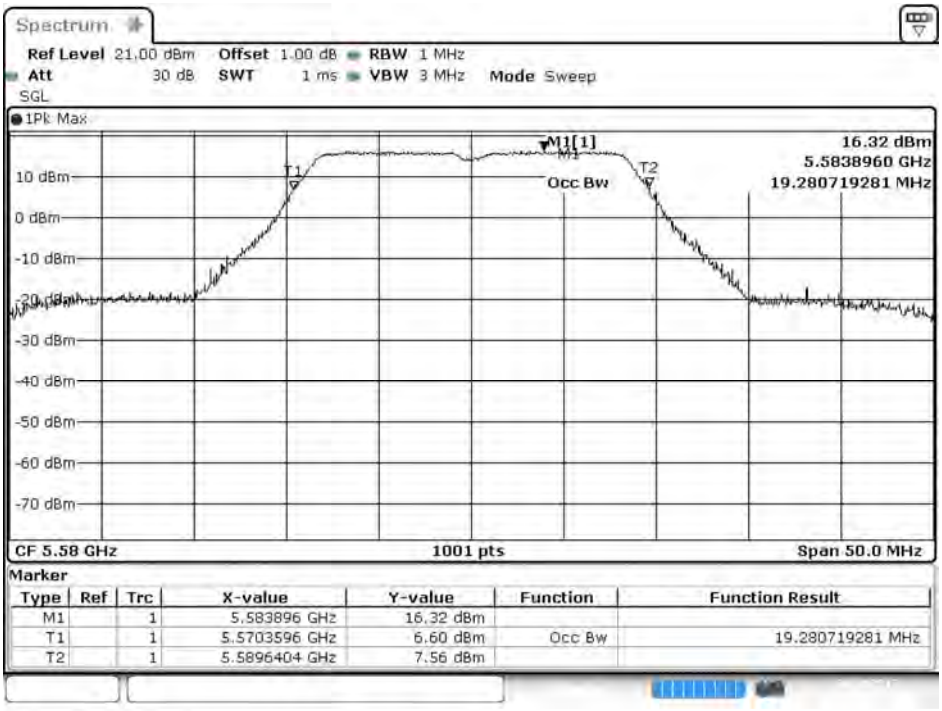

Date: 24.OCT.2017 10:12:52

Channel 140: Chain A

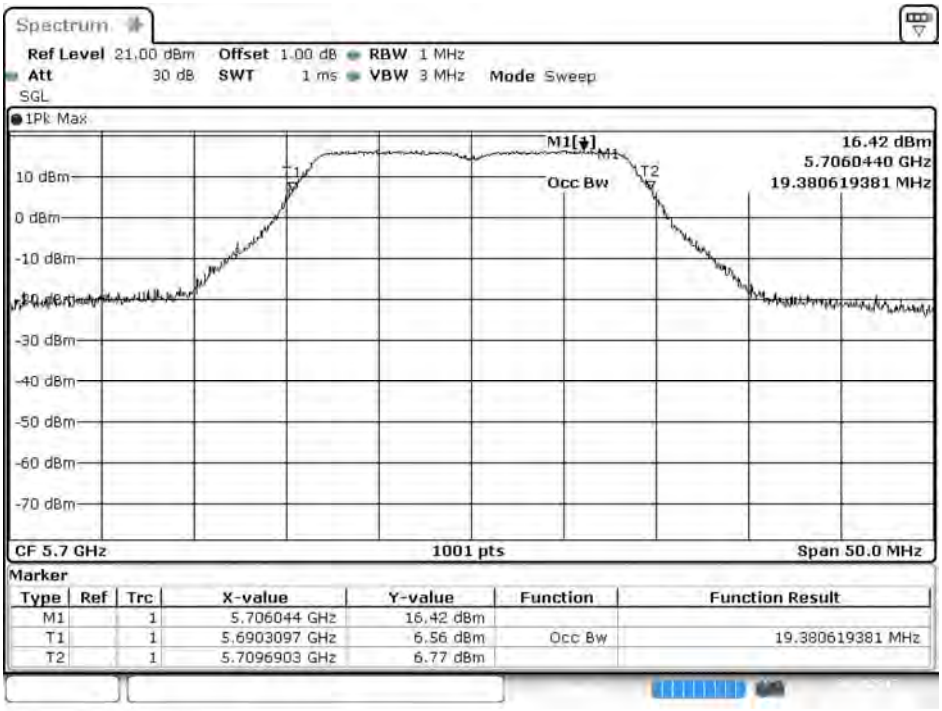

Date: 24.OCT.2017 09:58:38

Channel 140: Chain B

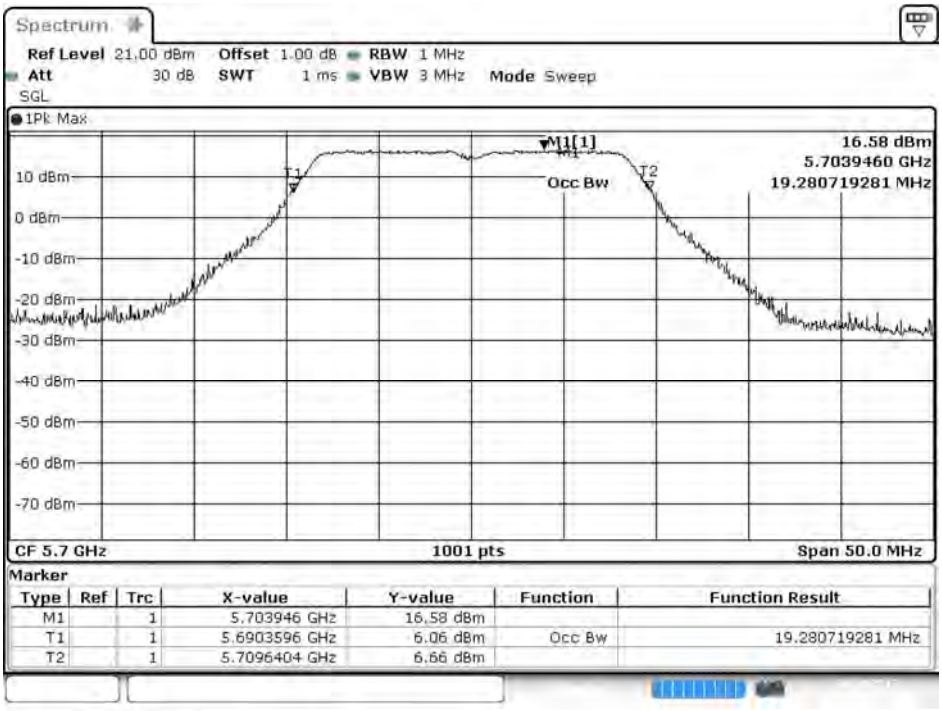

Date: 24.OCT.2017 10:13:54

待測物名稱：Intel® Wireless-AC 9260
待測物型號：9260NGW　　測試項目：峰值發射功率
測試頻道：--　　測試模式：Mode 3: MIMO: 發射器 802.11n-40BW
6 dB 頻寬：1MHz　　視頻頻寬：3MHz
檢測器：峰值　　環境溫度：21 ℃
測試日期：106 年 10 月 25 日　　環境濕度：53 %

Chain A

Cable loss=1dB		Maximum conducted output power								
Channel No.	Frequency (MHz)	Data Rate (Mbps)								Required Limit
		HT8	HT9	HT10	HT11	HT12	HT13	HT14	HT15	
		Measurement Level (dBm)								
38	5190	19.27	--	--	--	--	--	--	--	<24dBm
46	5230	20.46	20.39	20.32	20.25	20.18	20.11	20.04	19.97	<24dBm
54	5270	20.4	--	--	--	--	--	--	--	<24dBm
62	5310	17.66	17.59	17.52	17.45	17.38	17.31	17.24	17.17	<24dBm
102	5510	17.68	--	--	--	--	--	--	--	<24dBm
110	5550	20.45	20.38	20.31	20.24	20.17	20.1	20.03	19.96	<24dBm
134	5670	18.14	--	--	--	--	--	--	--	<24dBm
151	5755	19.24	--	--	--	--	--	--	--	<30dBm
159	5795	18.05	17.98	17.91	17.84	17.77	17.7	17.63	17.56	<30dBm

Note: Maximum conducted output power Value =Reading value on average power meter + cable loss

Chain B

Cable loss=1dB		Maximum conducted output power								
Channel No.	Frequency (MHz)	Data Rate (Mbps)								Required Limit
		HT8	HT9	HT10	HT11	HT12	HT13	HT14	HT15	
		Measurement Level (dBm)								
38	5190	19.25	--	--	--	--	--	--	--	<24dBm
46	5230	20.43	20.36	20.29	20.22	20.15	20.08	20.01	19.94	<24dBm
54	5270	20.38	--	--	--	--	--	--	--	<24dBm
62	5310	17.62	17.55	17.48	17.41	17.34	17.27	17.2	17.13	<24dBm
102	5510	17.65	--	--	--	--	--	--	--	<24dBm
110	5550	20.49	20.42	20.35	20.28	20.21	20.14	20.07	20	<24dBm
134	5670	18.2	--	--	--	--	--	--	--	<24dBm
151	5755	19.21	--	--	--	--	--	--	--	<30dBm
159	5795	18.03	17.96	17.89	17.82	17.75	17.68	17.61	17.54	<30dBm

Note: Maximum conducted output power Value =Reading value on average power meter + cable loss

Maximum conducted output power Measurement:
Chain A+B

Channel Number	Frequency (MHz)	99% Bandwidth (MHz)	Chain A Power (dBm)	Chain B Power (dBm)	Output Power (dBm)	Output Power Limit	
						(dBm)	dBm+10log(BW)
38	5190	--	19.27	19.25	22.27	24	--
46	5230	--	20.46	20.43	23.46	24	--
54	5270	36.963	20.4	20.38	23.40	24	26.68
62	5310	37.012	17.66	17.62	20.65	24	26.68
102	5510	37.062	17.68	17.65	20.68	24	26.69
110	5550	37.062	20.45	20.49	23.48	24	26.69
134	5670	37.062	18.14	18.2	21.18	24	26.69
151	5755	--	19.24	19.21	22.24	30	--
159	5795	--	18.05	18.03	21.05	30	--

Note:

1. Output Power (dBm) = 10LOG (Chain A Power (mW)+ Chain B Power (mW))
2. 99% Bandwidth is the bandwidth of chain A or chain B whichever is less bandwidth, output power limitation is more stringent.

99% Occupied Bandwidth:

Channel 54: Chain A

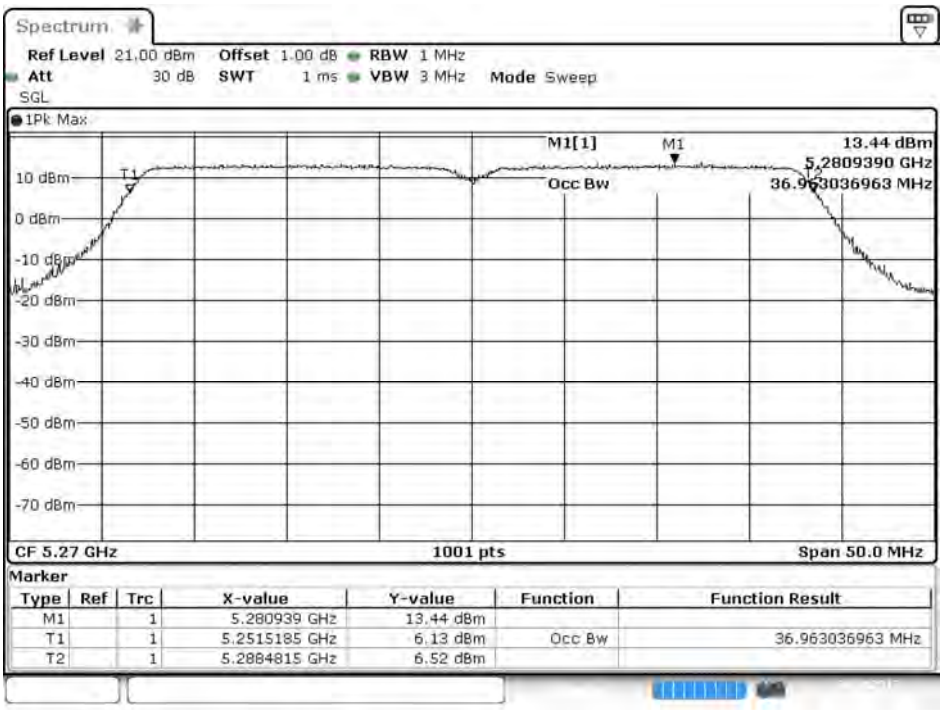

Date: 24.OCT.2017 09:58:16

Channel 54: Chain B

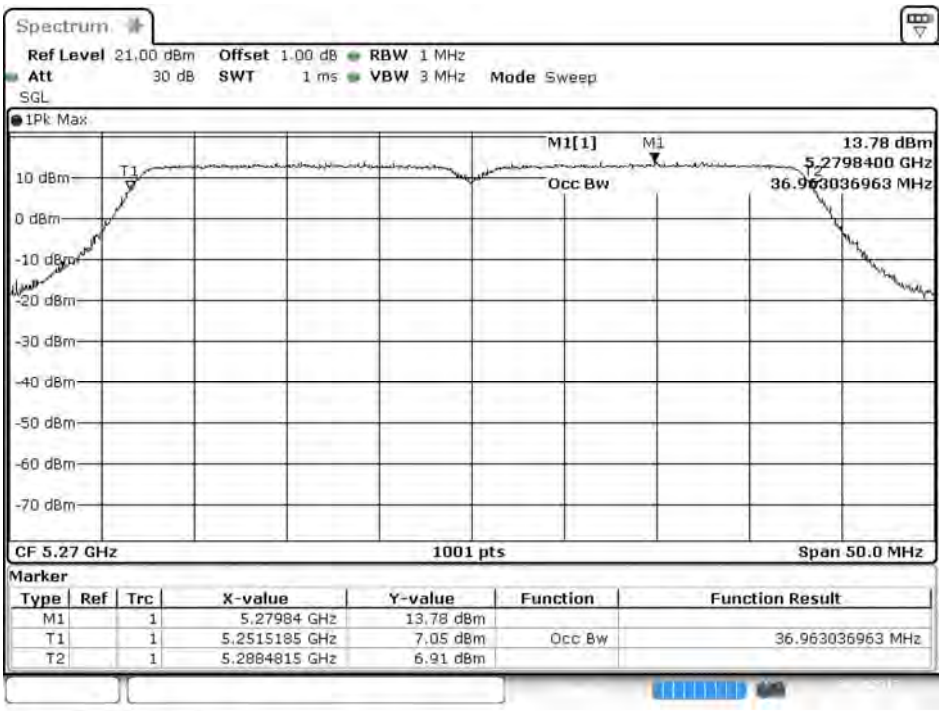

Date: 24.OCT.2017 10:14:33

Channel 62: Chain A

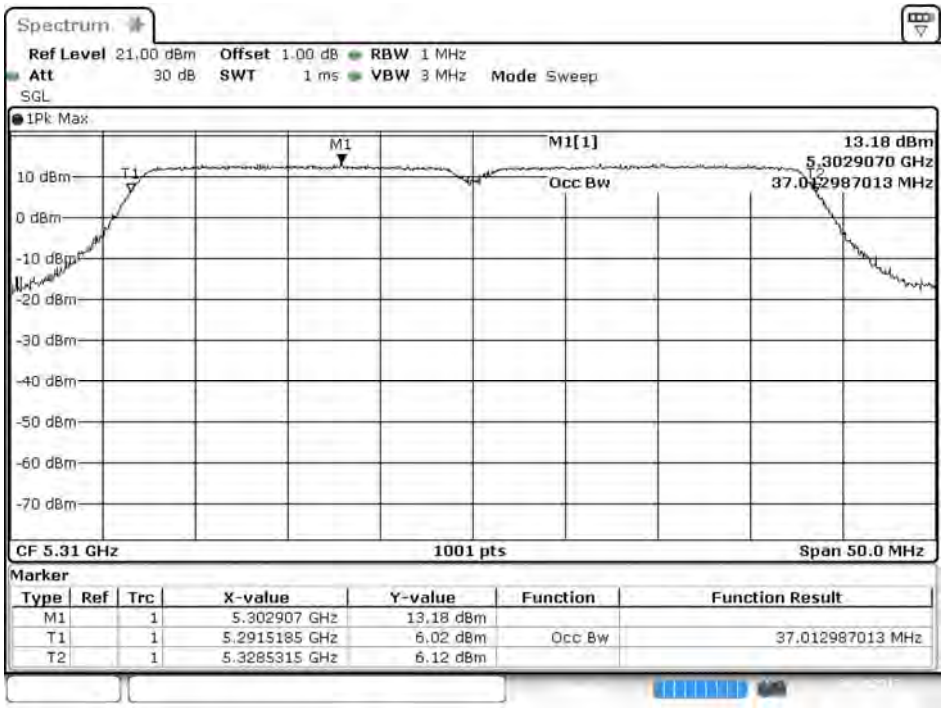

Date: 24.OCT.2017 09:59:49

Channel 62: Chain B

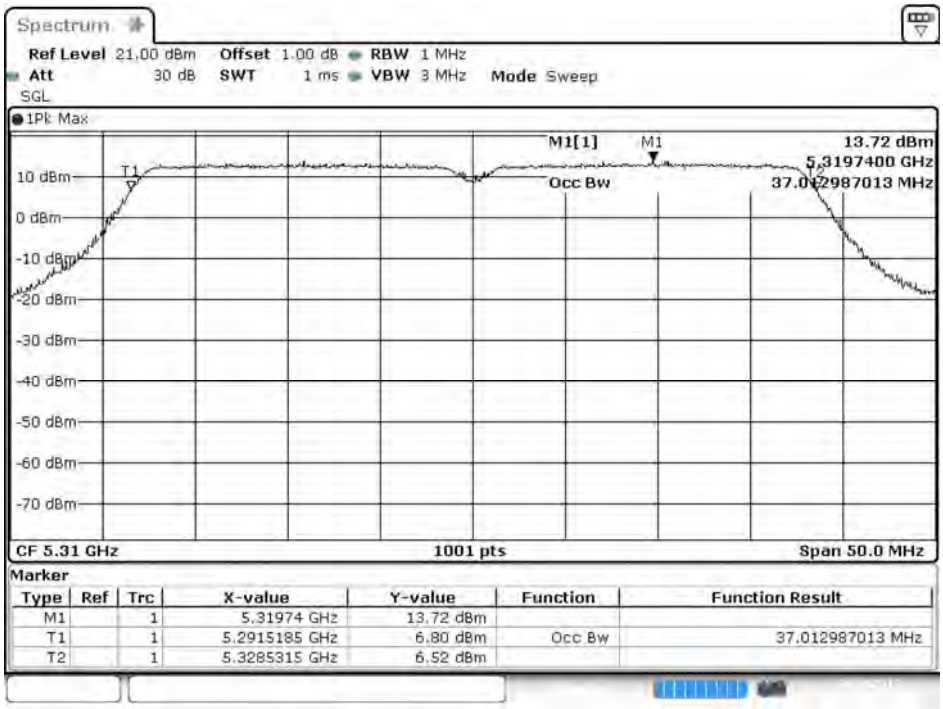

Date: 24.OCT.2017 10:15:07

Channel 102: Chain A

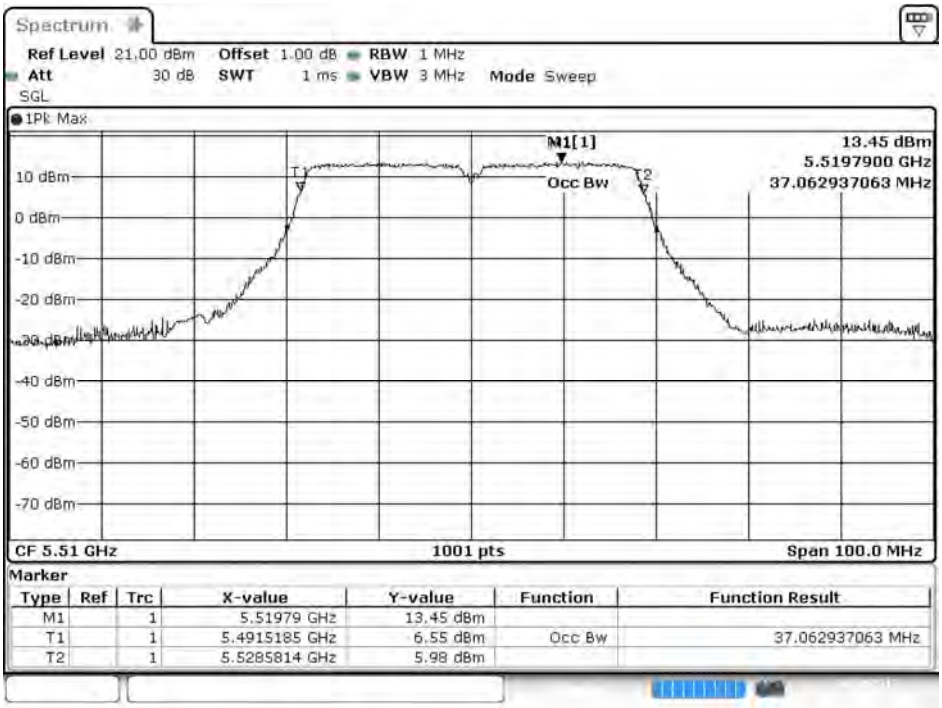

Date: 24.OCT.2017 10:00:22

Channel 102: Chain B

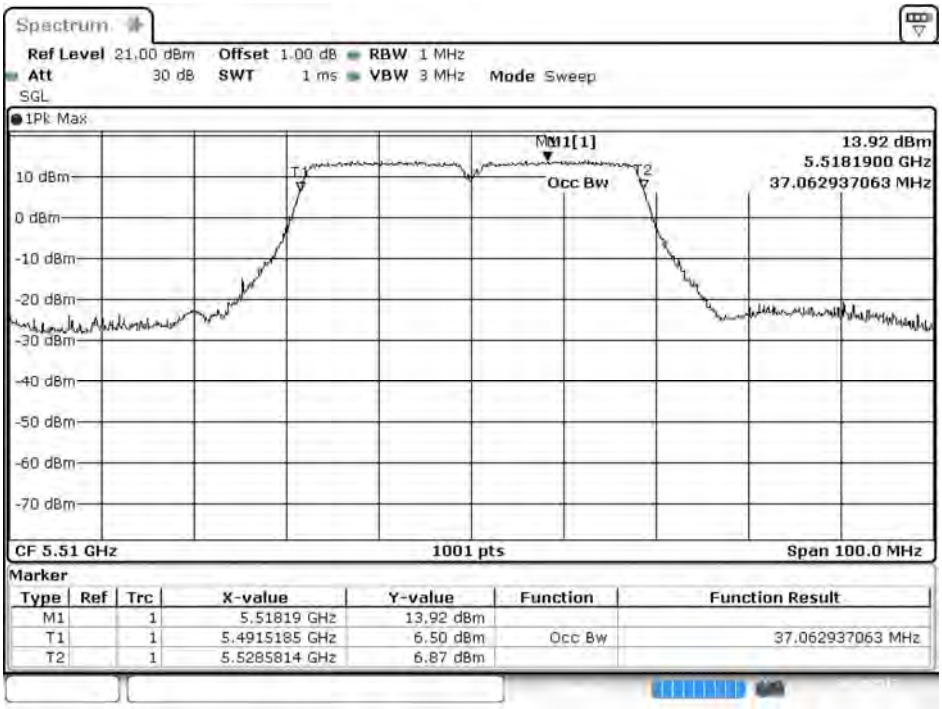

Date: 24.OCT.2017 10:15:51

Channel 110: Chain A

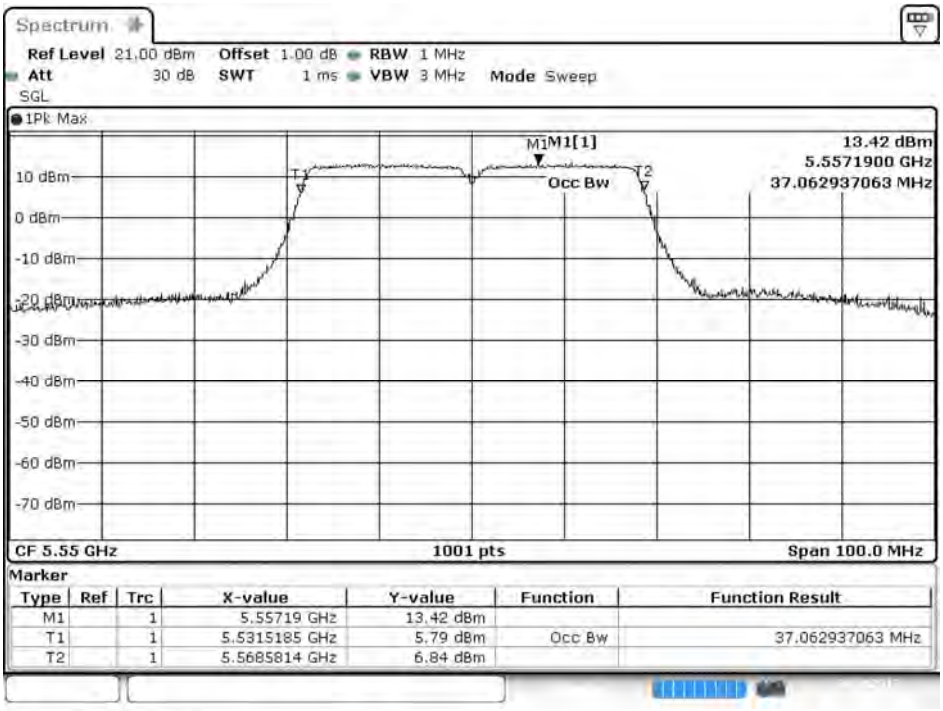

Date: 24.OCT.2017 10:01:13

Channel 110: Chain B

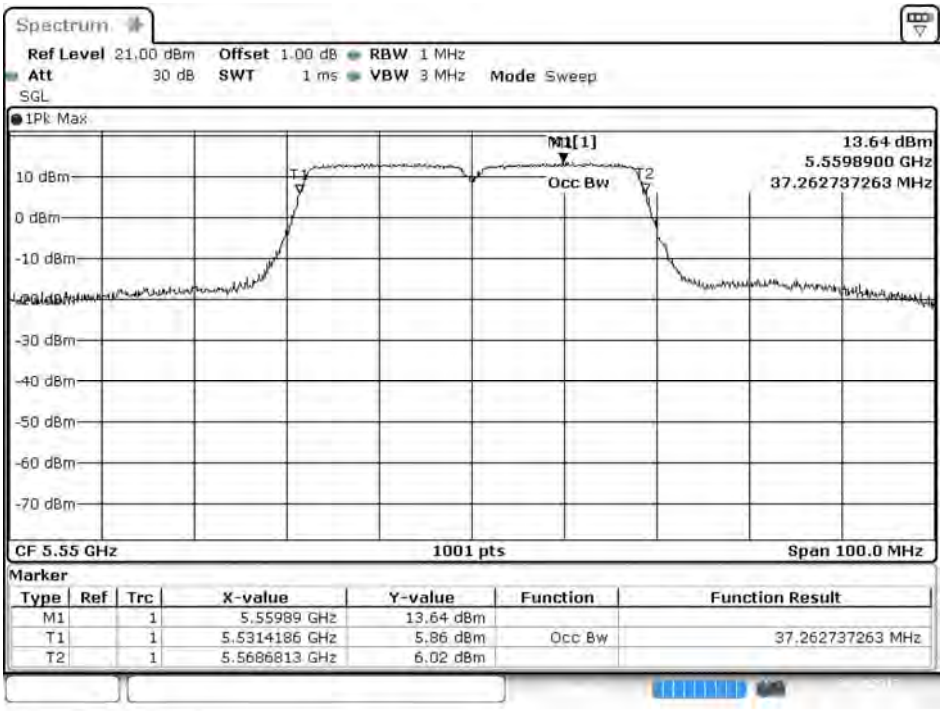

Date: 24.OCT.2017 10:16:32

Channel 134: Chain A

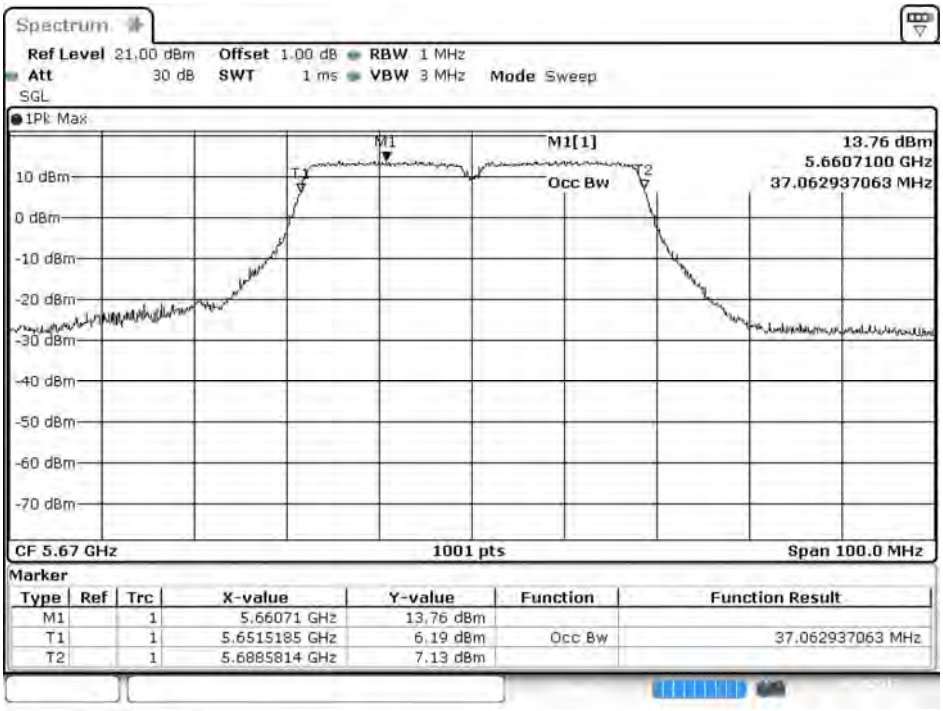

Date: 24.OCT.2017 10:02:13

Channel 134: Chain B

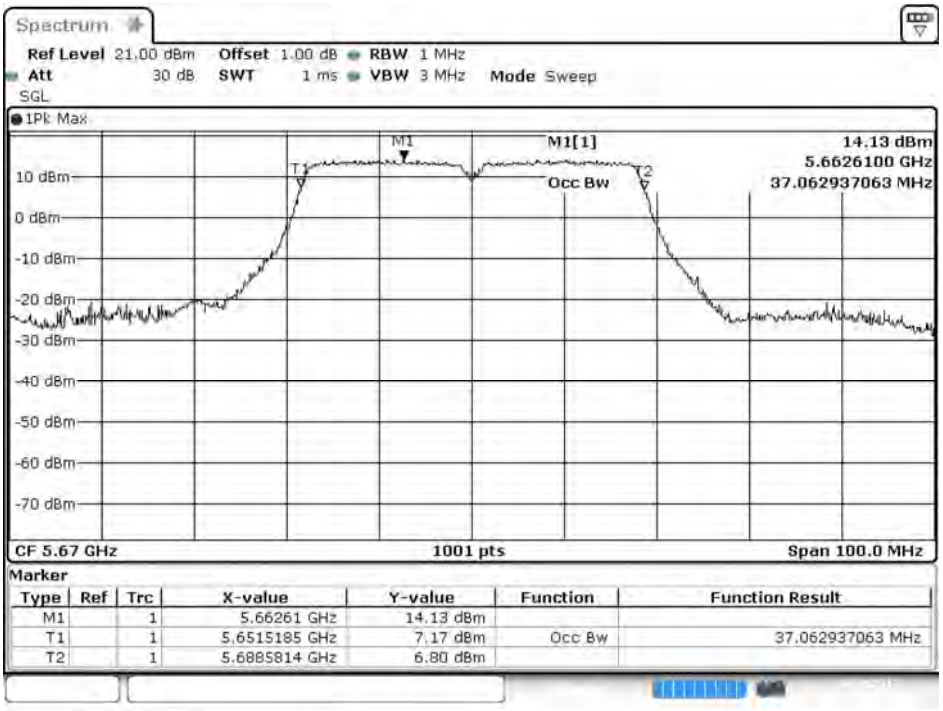

Date: 24.OCT.2017 10:17:06

待測物名稱：Intel® Wireless-AC 9260
待測物型號：9260NGW　　測試項目：峰值發射功率
測試頻道：--　　測試模式：Mode 3: MIMO: 發射器 802.11ac-20BW
6 dB 頻寬：1MHz　　視頻頻寬：3MHz
檢測器：峰值　　環境溫度：21 ℃
測試日期：106 年 10 月 24 日　　環境濕度：53 %

Chain A

Cable loss=1dB		Maximum conducted output power								
Channel No.	Frequency (MHz)	Data Rate (Mbps)								Required Limit
		HT8	HT9	HT10	HT11	HT12	HT13	HT14	HT15	
		Measurement Level (dBm)								
144 (Band3)	5720	17.32	17.25	17.18	17.11	17.04	16.97	16.9	16.83	<24dBm
144 (Band4)	5720	11.82	11.75	11.68	11.61	11.54	11.47	11.4	11.33	<30dBm

Note: Maximum conducted output power Value =Reading value on Spectrum Analyzer + cable loss

Chain B

Cable loss=1dB		Maximum conducted output power								
Channel No.	Frequency (MHz)	Data Rate (Mbps)								Required Limit
		HT8	HT9	HT10	HT11	HT12	HT13	HT14	HT15	
		Measurement Level (dBm)								
144 (Band3)	5720	17.32	17.25	17.18	17.11	17.04	16.97	16.9	16.83	<24dBm
144 (Band4)	5720	11.82	11.75	11.68	11.61	11.54	11.47	11.4	11.33	<30dBm

Note: Maximum conducted output power Value =Reading value on Spectrum Analyzer + cable loss

Maximum conducted output power Measurement:

Chain A+ B:

Channel No	Frequency Range	99% Bandwidth	Chain A Power	Chain B Power	Output Power	Output Power Limit		Result
	(MHz)	(MHz)	(dBm)	(dBm)	(dBm)	(dBm)	dBm+10log(BW)	
144(Band3)	5720	14.470	17.320	17.320	20.33	24	22.60	Pass
144(Band4)	5720	--	11.820	11.820	14.83	30	--	Pass

Note:

1. Output Power (dBm) = 10LOG (Chain A Power (mW)+ Chain B Power (mW))
2. 99% Bandwidth is the bandwidth of chain A or chain B whichever is less bandwidth, output power limitation is more stringent.

99% Occupied Bandwidth:

Channel 144: Chain A

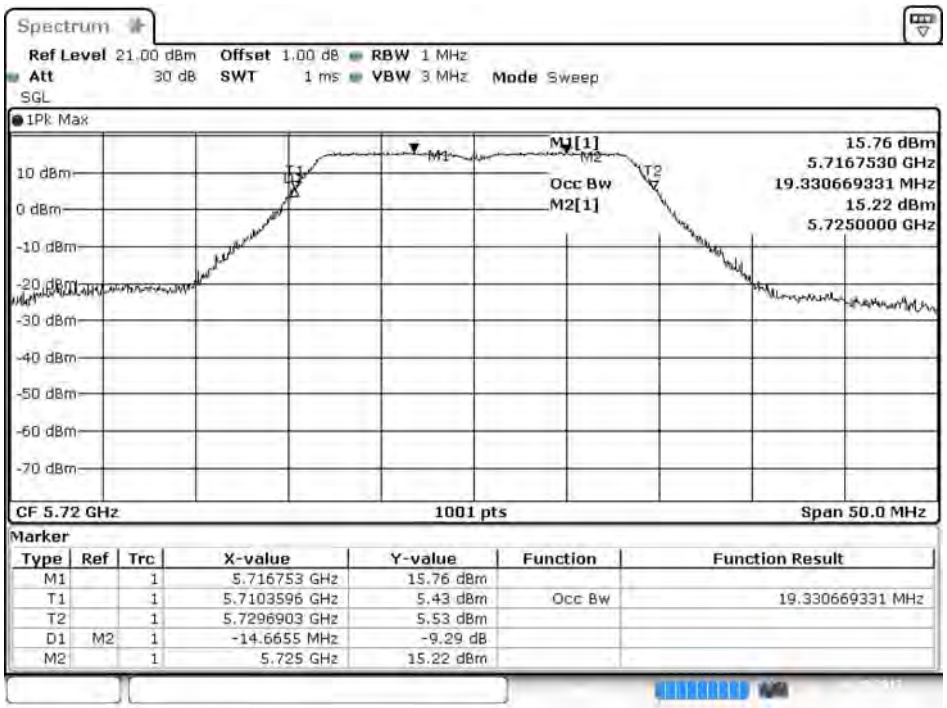

Date: 24.OCT.2017 10:46:14

Channel 144: Chain B

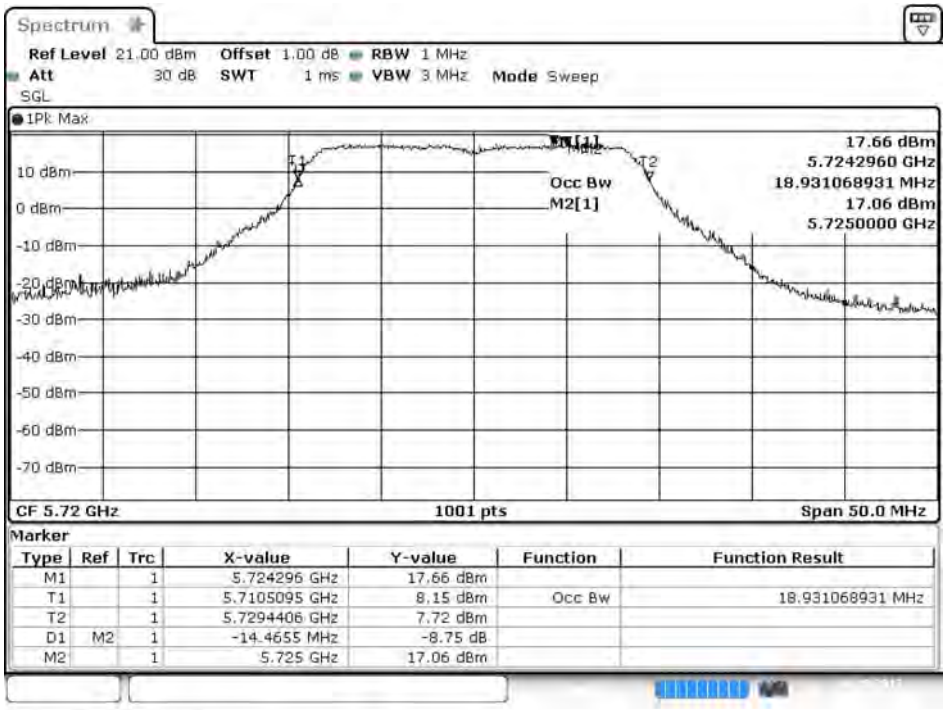

Date: 24.OCT.2017 10:25:03

Maximum conducted output power:

Channel 144 (Band3) (Chain A)

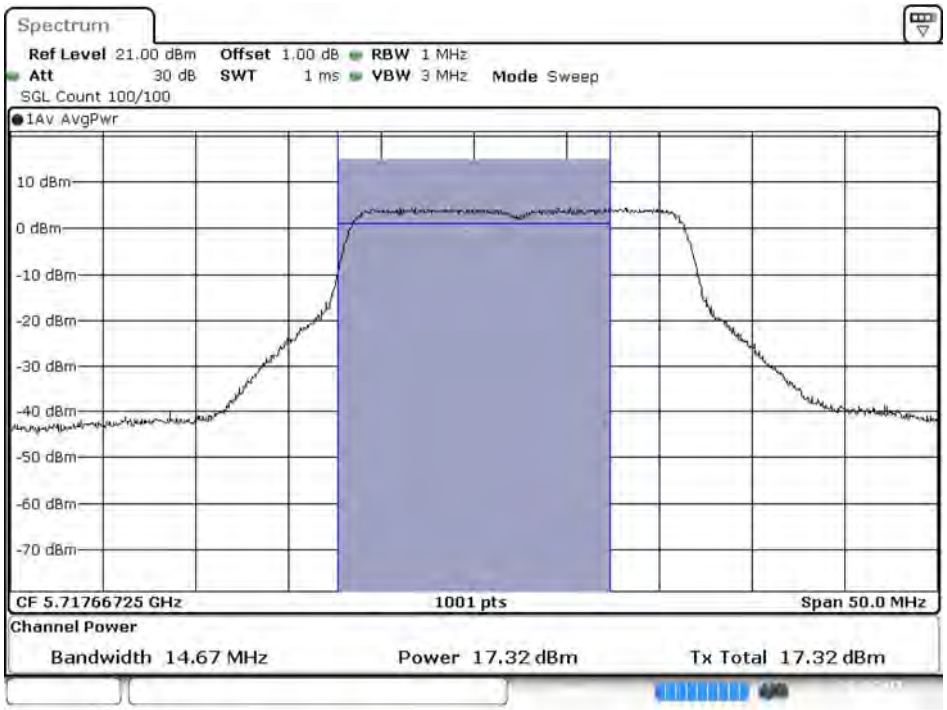

Date: 24.OCT.2017 10:46:37

Channel 144 (Band3) (Chain A)

Date: 24.OCT.2017 10:46:59

Channel 144 (Band4) (Chain B)

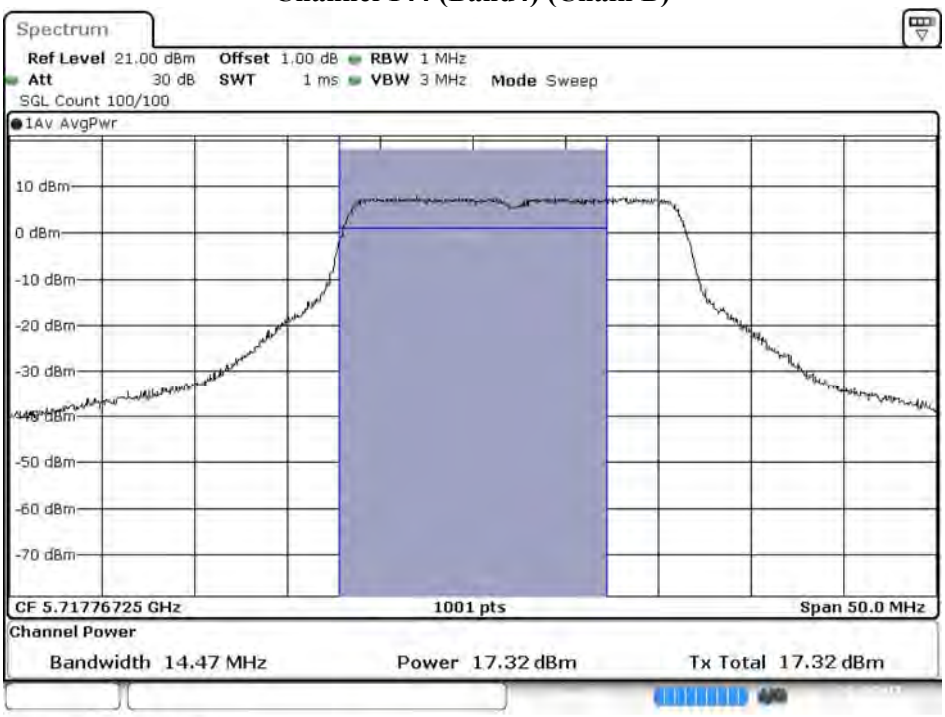

Date: 24.OCT.2017 10:25:25

Channel 144 (Band4) (Chain B)

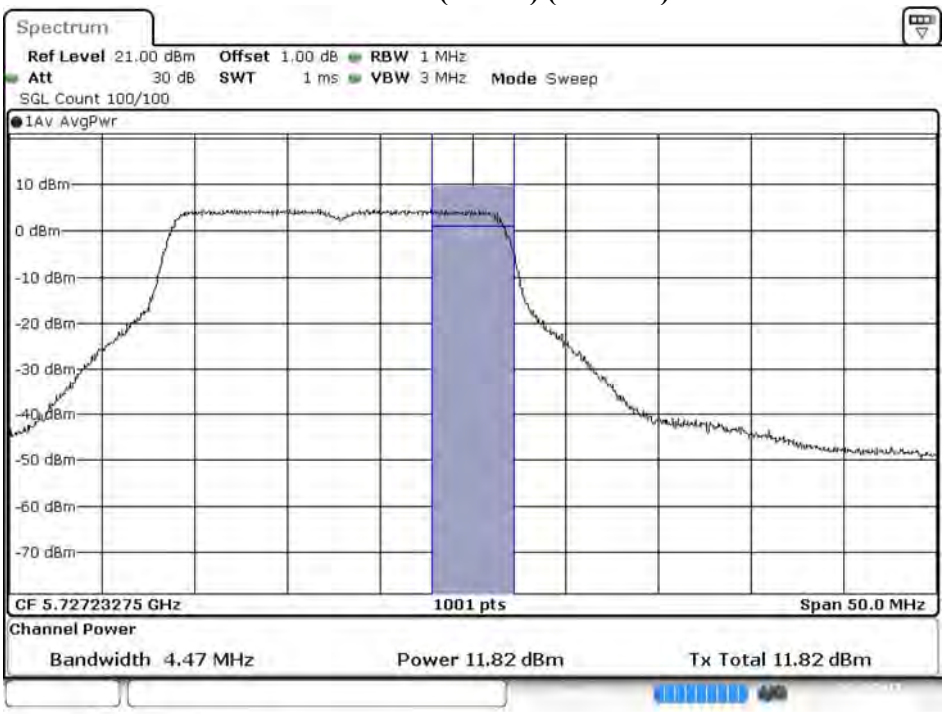

Date: 24.OCT.2017 10:25:48

待測物名稱：Intel® Wireless-AC 9260
待測物型號：9260NGW　　測 試 項 目 ：峰值發射功率
測 試 頻 道 ：--　　測 試 模 式 ：Mode 3: MIMO: 發射器 802.11ac-40BW
6 dB 頻寬：1MHz　　視 頻 頻 寬 ：3MHz
檢 測 器 ：峰值　　環 境 溫 度 ：21 ℃
測 試 日 期 ：106 年 10 月 24 日　　環 境 濕 度 ：53 %

Chain A

Cable loss=1dB		Maximum conducted output power								
Channel No.	Frequency (MHz)	Data Rate (Mbps)								Required Limit
		HT8	HT9	HT10	HT11	HT12	HT13	HT14	HT15	
		Measurement Level (dBm)								
142F(Band3)	5710	20.33	20.26	20.19	20.12	20.05	19.98	19.91	19.84	<24dBm
142F(Band4)	5710	10.34	10.27	10.2	10.13	10.06	9.99	9.92	9.85	<30dBm

Note: Maximum conducted output power Value =Reading value on Spectrum Analyzer + cable loss

Chain B

Cable loss=1dB		Maximum conducted output power								
Channel No.	Frequency (MHz)	Data Rate (Mbps)								Required Limit
		HT8	HT9	HT10	HT11	HT12	HT13	HT14	HT15	
		Measurement Level (dBm)								
142F(Band3)	5710	20.22	20.15	20.08	20.01	19.94	19.87	19.8	19.73	<24dBm
142F(Band4)	5710	10.31	10.24	10.17	10.1	10.03	9.96	9.89	9.82	<30dBm

Note: Maximum conducted output power Value =Reading value on Spectrum Analyzer + cable loss

Maximum conducted output power Measurement:

Chain A+B

Channel No	Frequency Range	99% Bandwidth	Chain A Power	Chain B Power	Output Power	Output Power Limit		Result
	(MHz)	(MHz)	(dBm)	(dBm)	(dBm)	(dBm)	dBm+10log(BW)	
142F(Band3)	5710	53.660	20.330	20.220	23.29	24	28.30	Pass
142F(Band4)	5710	--	10.340	10.310	13.34	30	--	Pass

Note:

1. Output Power (dBm) = 10LOG (Chain A Power (mW)+ Chain B Power (mW))
2. 99% Bandwidth is the bandwidth of chain A or chain B whichever is less bandwidth, output power limitation is more stringent.

99% Occupied Bandwidth:

Channel 142: Chain A

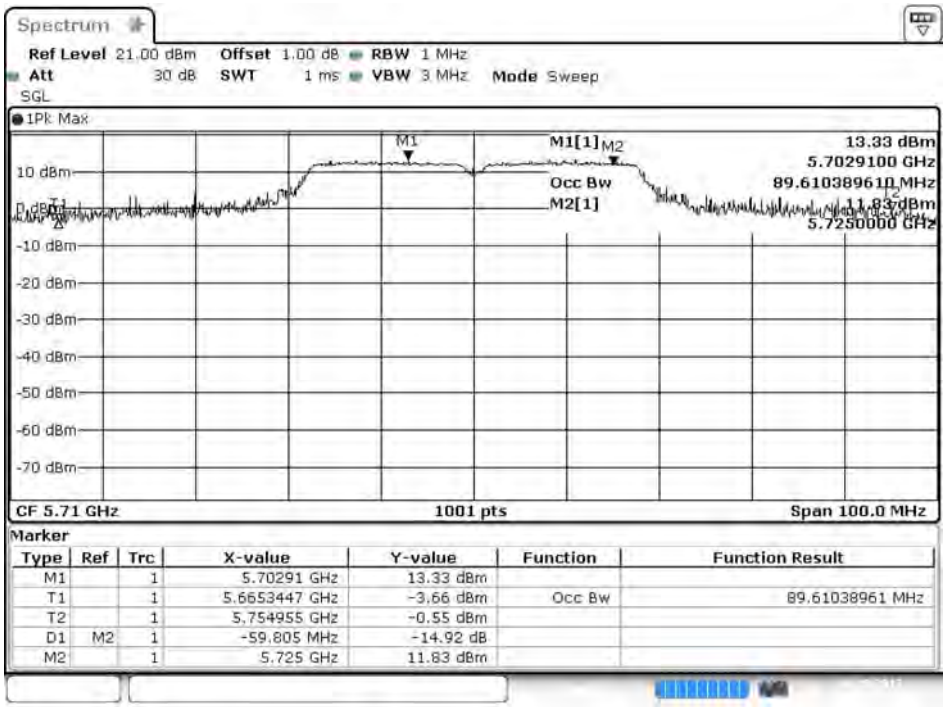

Date: 24.OCT.2017 10:49:33

Channel 142: Chain B

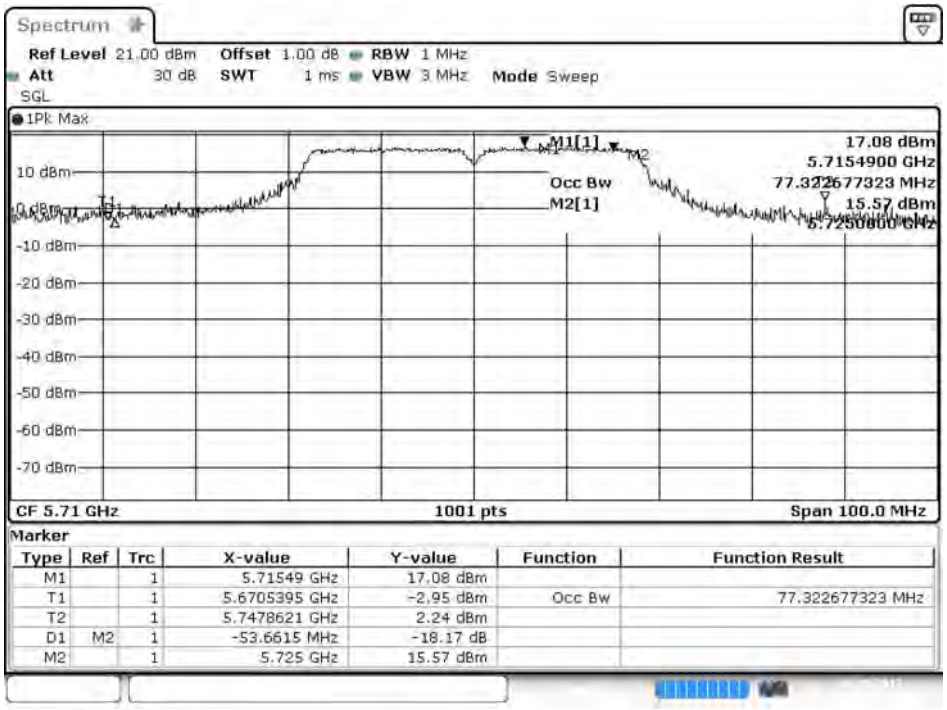

Date: 24.OCT.2017 10:27:52

Maximum conducted output power:

Channel 142 (Band3) (Chain A)

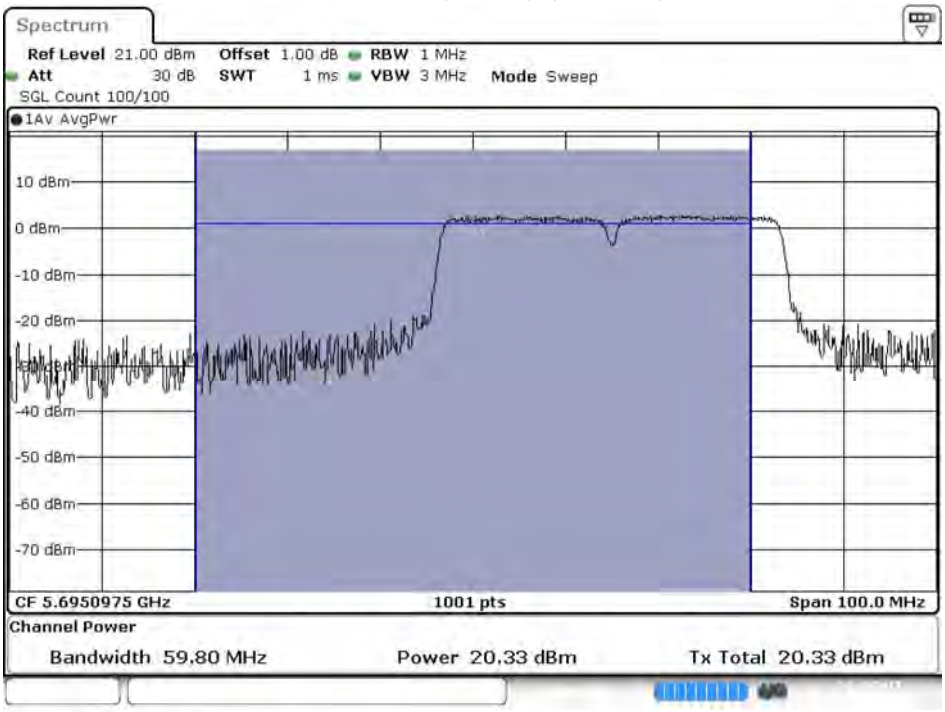

Date: 24.OCT.2017 10:49:56

Channel 142 (Band4) (Chain A)

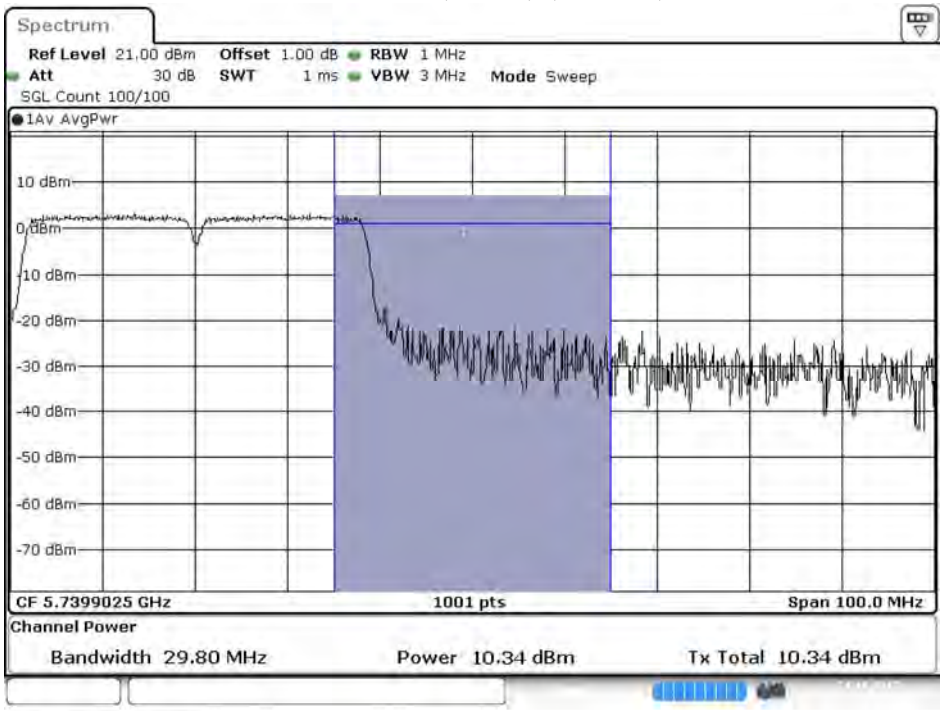

Date: 24.OCT.2017 10:50:18

Channel 142 (Band3) (Chain B)

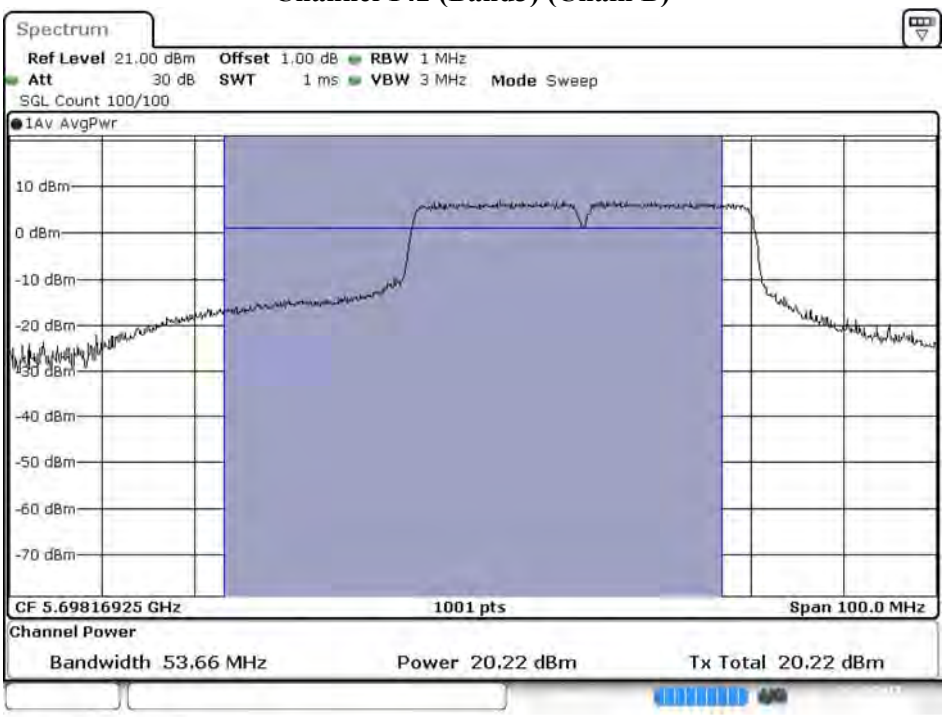

Date: 24.OCT.2017 10:28:14

Channel 142 (Band4) (Chain B)

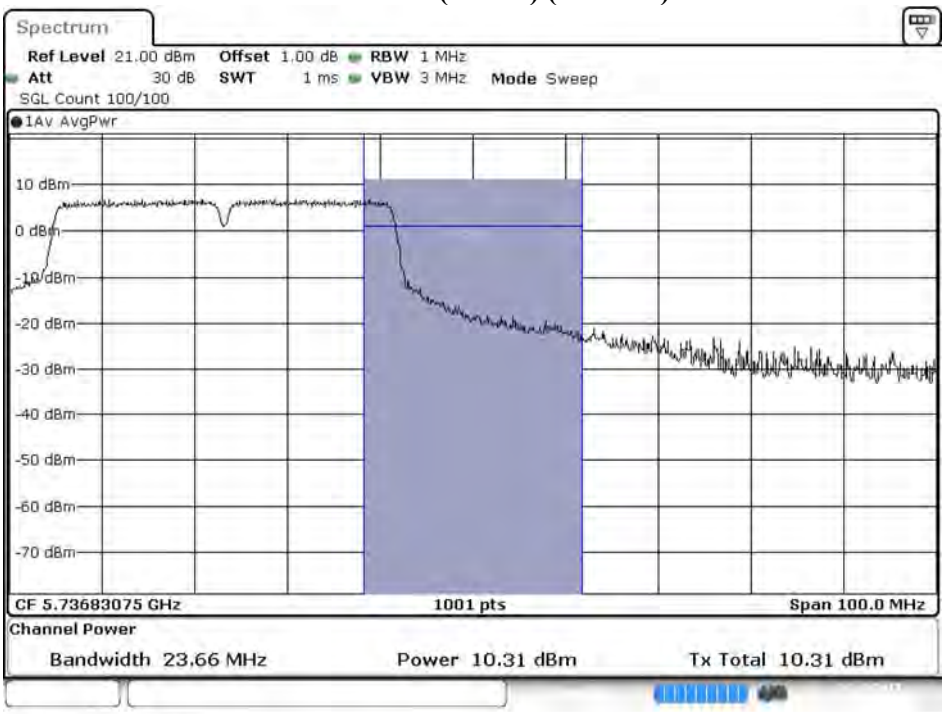

Date: 24.OCT.2017 10:28:37

待測物名稱：Intel® Wireless-AC 9260
待測物型號：9260NGW　　測試項目：峰值發射功率
測試頻道：--　　測試模式：Mode 3: MIMO: 發射器 802.11ac-80BW
6 dB 頻寬：1MHz　　視頻頻寬：3MHz
檢測器：峰值　　環境溫度：21 ℃
測試日期：106 年 10 月 24 日　　環境濕度：53 %

Chain A

Cable loss=1dB		Maximum conducted output power										
Channel No	Frequency (MHz)	Data Rate (Mbps)										Required Limit
		VTH0	VTH1	VTH2	VTH3	VTH4	VTH5	VTH6	VTH7	VTH8	VTH9	
42	5210	17.68	17.61	17.54	17.47	17.40	17.33	17.26	17.19	17.12	17.05	<24dBm
58	5290	17.24	17.17	17.10	17.03	16.96	16.89	16.82	16.75	16.68	16.61	<24dBm
106	5530	16.03	15.96	15.89	15.82	15.75	15.68	15.61	15.54	15.47	15.40	<24dBm
122	5610	20.68	20.61	20.54	20.47	20.40	20.33	20.26	20.19	20.12	20.05	<24dBm
138(Band3)	5690	20.12	20.05	19.98	19.91	19.84	19.77	19.70	19.63	19.56	19.49	<24dBm
138(Band4)	5690	3.84	3.77	3.70	3.63	3.56	3.49	3.42	3.35	3.28	3.21	<30dBm
155	5775	17.92	17.85	17.78	17.71	17.64	17.57	17.50	17.43	17.36	17.29	<30dBm

Note: Maximum conducted output power Value =Reading value on Spectrum Analyzer + cable loss

Chain B

Cable loss=1dB		Maximum conducted output power										
Channel No	Frequency (MHz)	Data Rate (Mbps)										Required Limit
		VTH0	VTH1	VTH2	VTH3	VTH4	VTH5	VTH6	VTH7	VTH8	VTH9	
42	5210	17.69	17.62	17.55	17.48	17.41	17.34	17.27	17.20	17.13	17.06	<24dBm
58	5290	18.08	18.01	17.94	17.87	17.80	17.73	17.66	17.59	17.52	17.45	<24dBm
106	5530	16.07	16.00	15.93	15.86	15.79	15.72	15.65	15.58	15.51	15.44	<24dBm
122	5610	20.68	20.61	20.54	20.47	20.40	20.33	20.26	20.19	20.12	20.05	<24dBm
138(Band3)	5690	21.45	21.38	21.31	21.24	21.17	21.10	21.03	20.96	20.89	20.82	<24dBm
138(Band4)	5690	4.12	4.05	3.98	3.91	3.84	3.77	3.70	3.63	3.56	3.49	<30dBm
155	5775	17.48	17.41	17.34	17.27	17.20	17.13	17.06	16.99	16.92	16.85	<30dBm

Note: Maximum conducted output power Value =Reading value on Spectrum Analyzer + cable loss

Maximum conducted output power Measurement

Chain A+B

Channel No	Frequency Range	99% Bandwidth	Chain A Power	Chain B Power	Output Power	Output Power Limit		Result
	(MHz)	(MHz)	(dBm)	(dBm)	(dBm)	(dBm)	dBm+10log(BW)	
42	5210	--	17.680	17.690	20.70	24	--	Pass
58	5290	75.120	17.240	18.080	20.69	24	29.76	Pass
106	5530	75.330	16.030	16.070	19.06	24	29.77	Pass
122	5610	79.920	20.680	20.680	23.69	24	30.03	Pass
138(Band3)	5690	78.060	20.120	21.450	23.85	24	29.92	Pass
138(Band4)	5690	--	3.840	4.120	6.99	30	--	Pass
155	5775	--	17.920	17.480	20.72	30	--	Pass

Note:

1. Output Power (dBm) = 10LOG (Chain A Power (mW)+ Chain B Power (mW))
2. 99% Bandwidth is the bandwidth of chain A or chain B whichever is less bandwidth, output power limitation is more stringent.

99% Occupied Bandwidth:

Channel 42 – Chain A

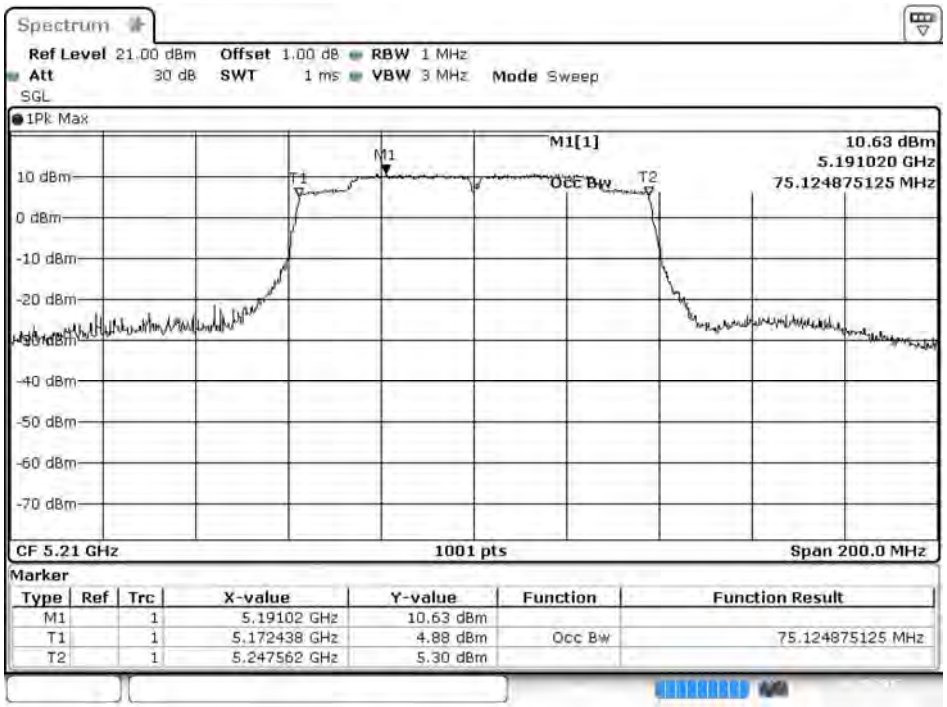

Date: 24.OCT.2017 10:51:48

Channel 58: Chain A

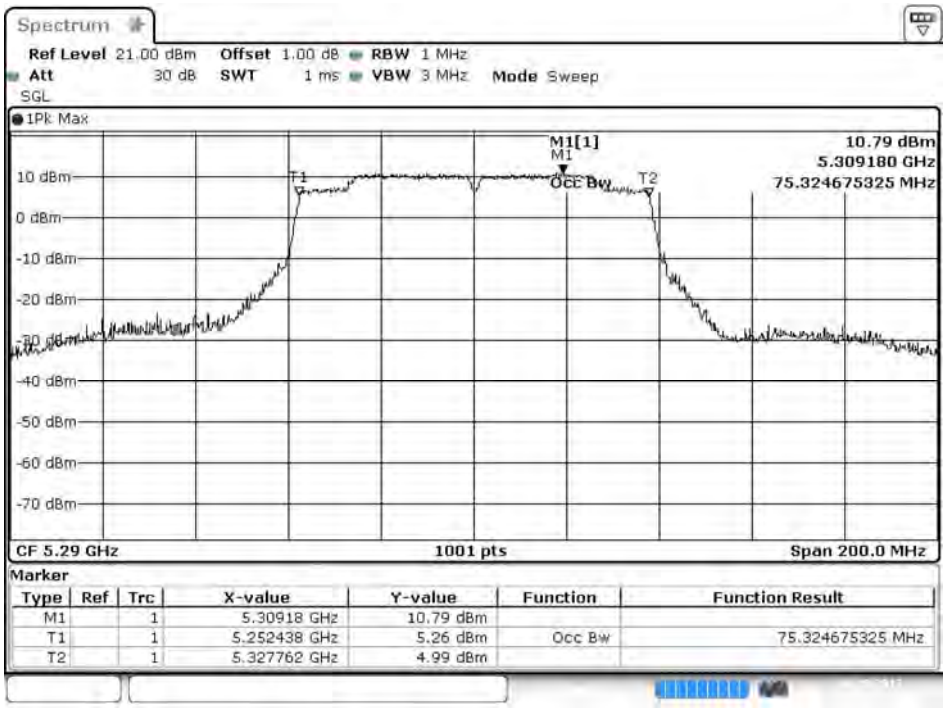

Date: 24.OCT.2017 10:53:00

Channel 106: Chain A

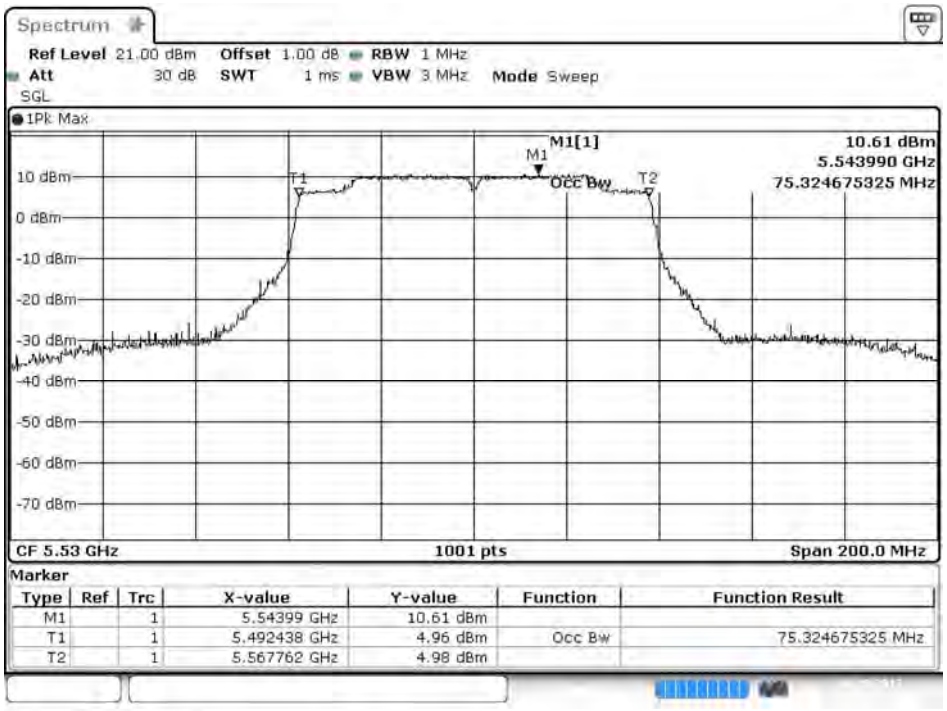

Date: 24.OCT.2017 10:54:13

Channel 122: Chain A

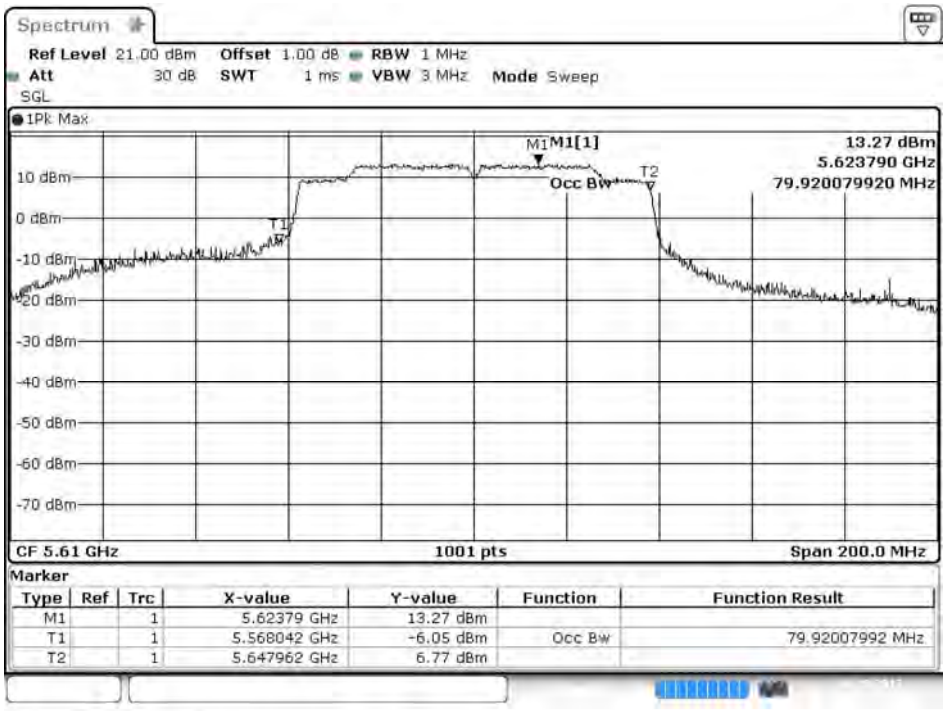

Date: 24.OCT.2017 10:55:22

Channel 138: Chain A

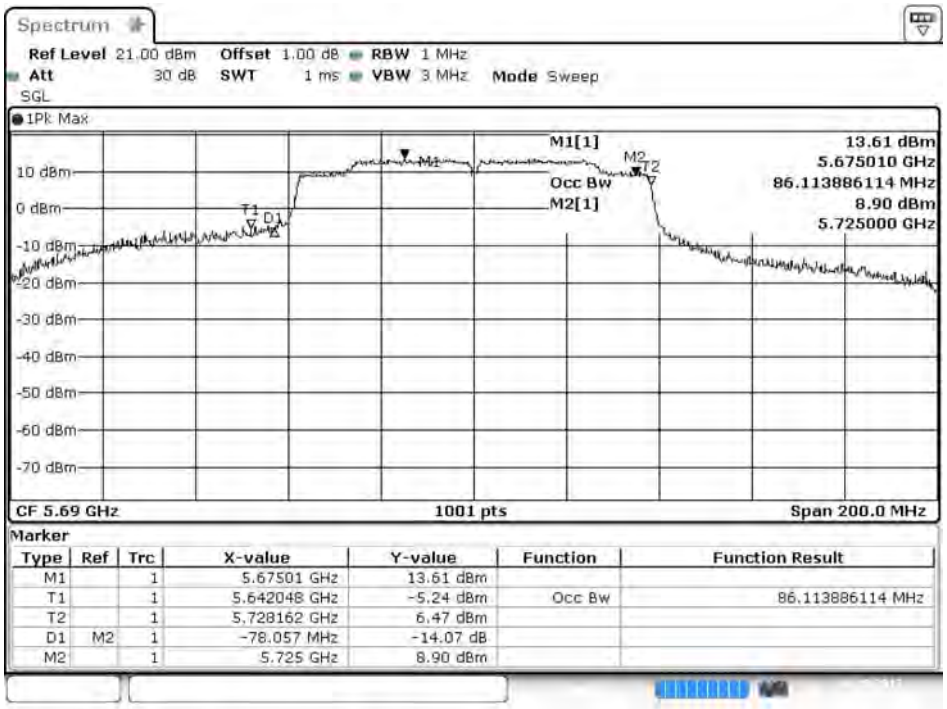

Date: 24.OCT.2017 10:56:48

Channel 155 – Chain A

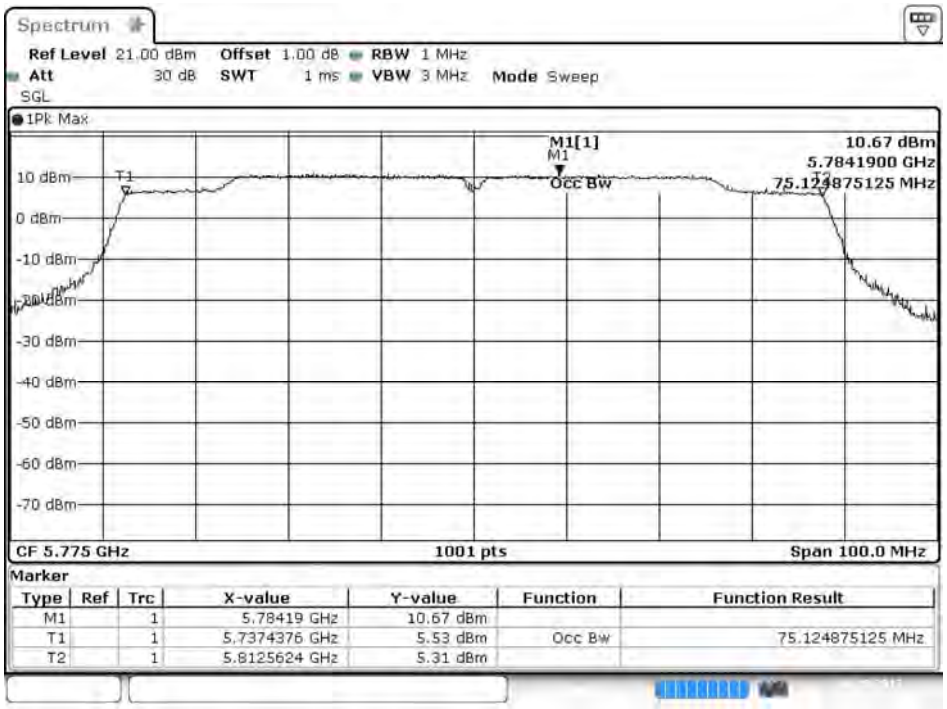

Date: 24.OCT.2017 10:58:24

99% Occupied Bandwidth:

Channel 42 (Chain B)

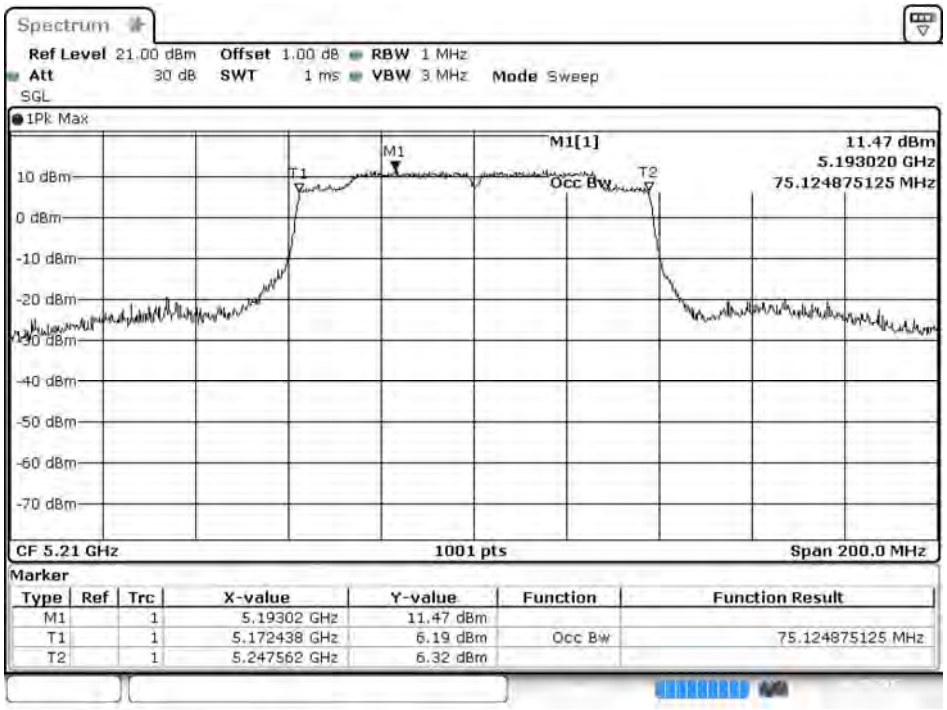

Channel 58: Chain B

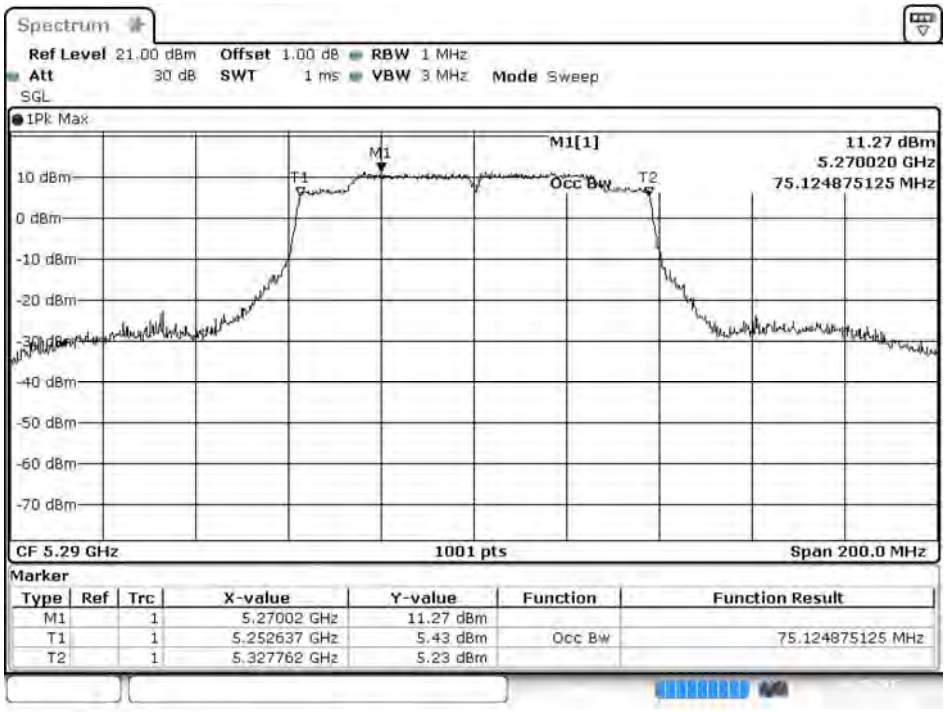

Channel 106: Chain B

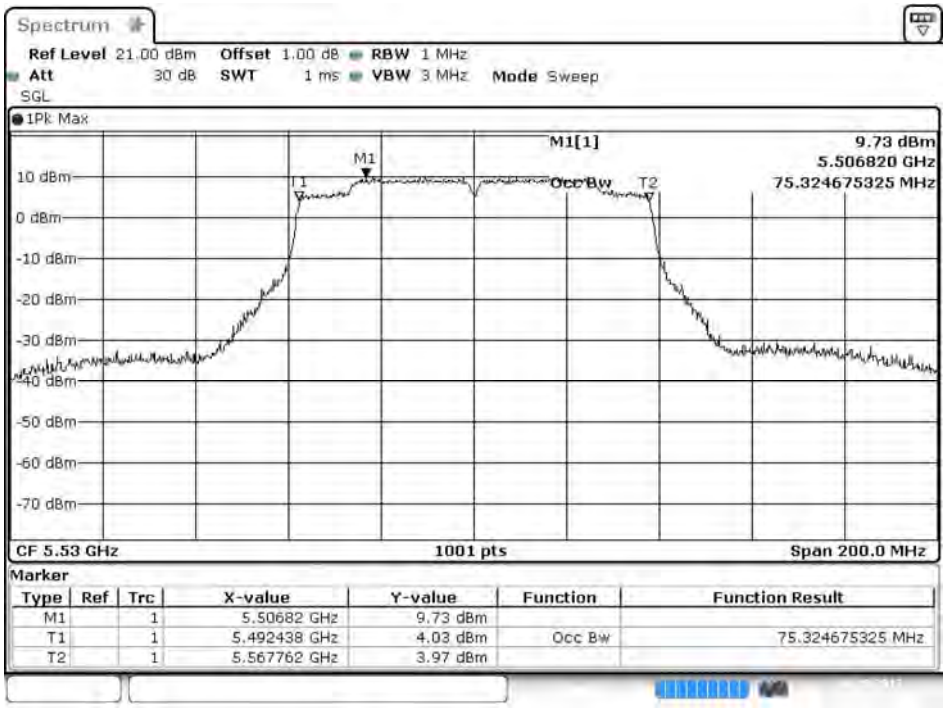

Date: 24.OCT.2017 10:35:55

Channel 122: Chain B

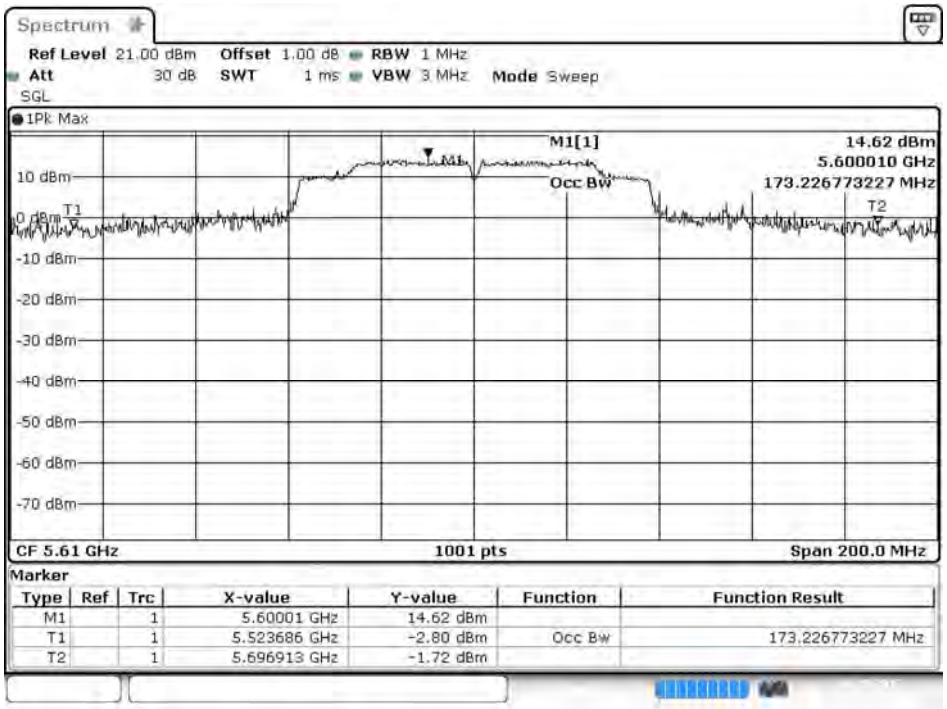

Date: 24.OCT.2017 10:37:12

Channel 138: Chain B

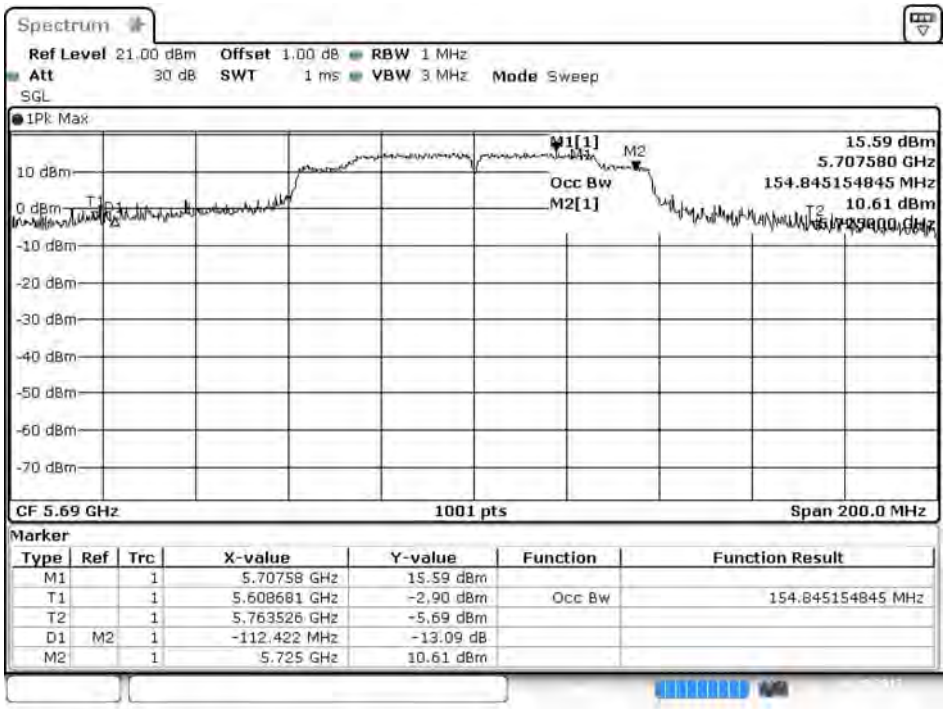

Date: 24.OCT.2017 10:38:41

Channel 155 (Chain B)

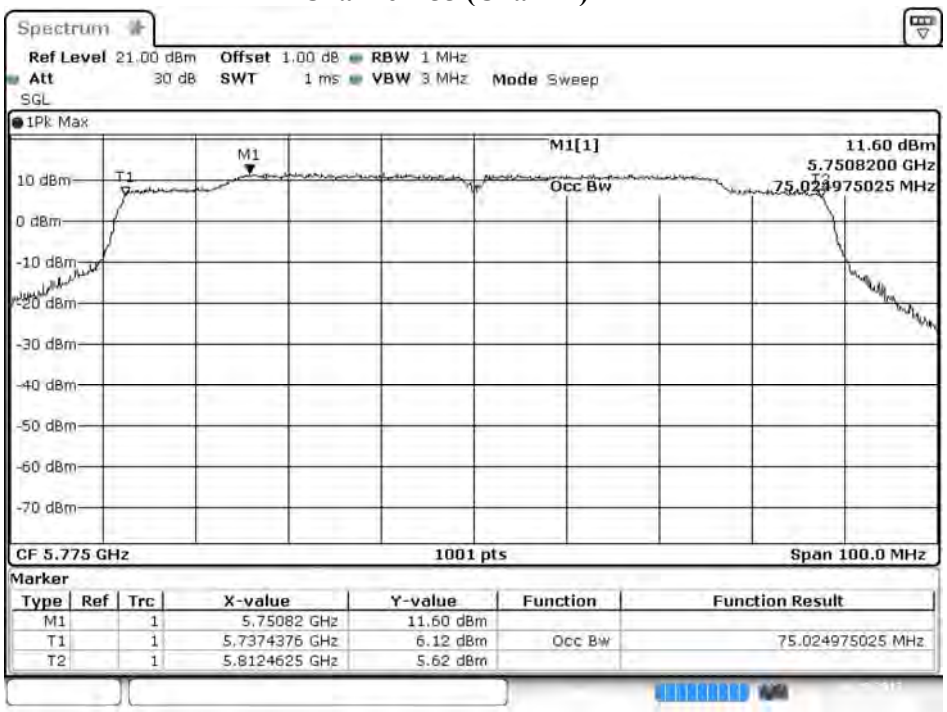

Date: 24.OCT.2017 10:40:38

Maximum conducted output power:

Channel 42 (Chain A)

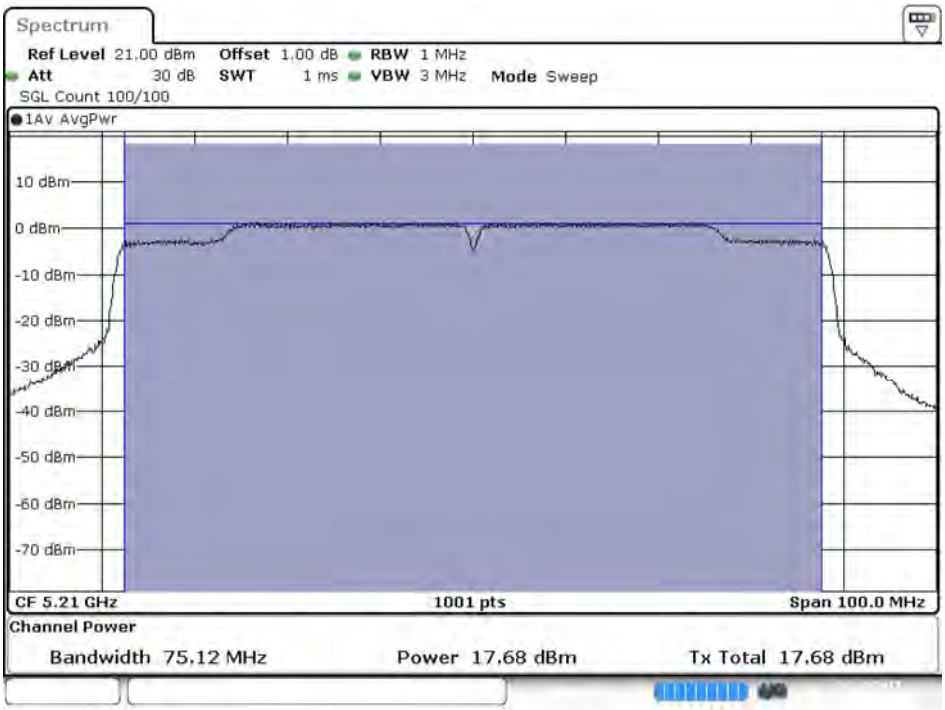

Date: 24.OCT.2017 10:52:10

Maximum conducted output power:

Channel 58 (Chain A)

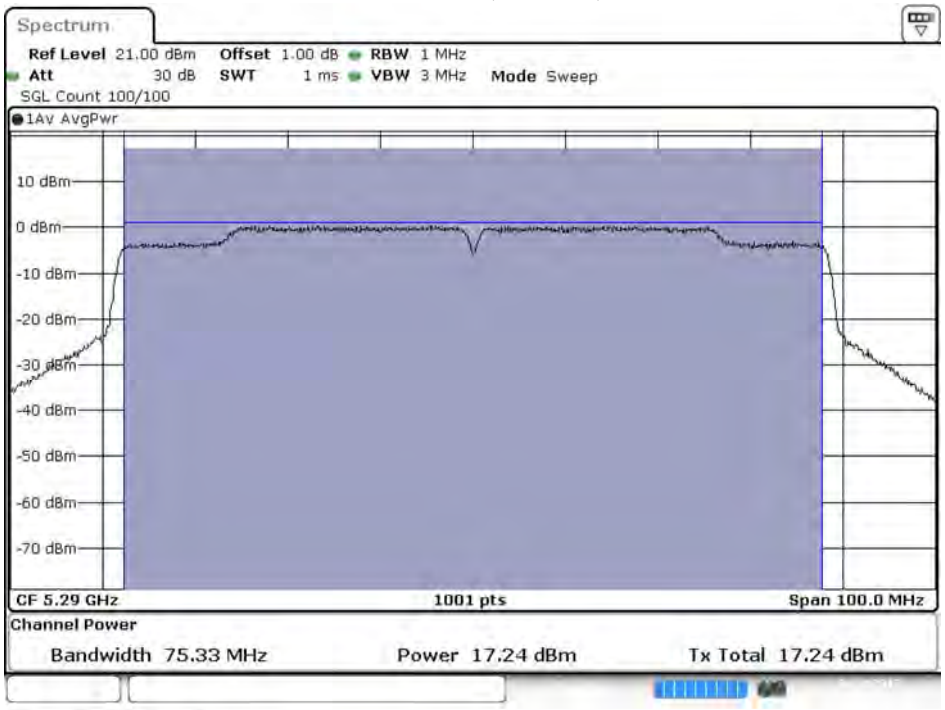

Date: 24.OCT.2017 10:53:22

Maximum conducted output power:

Channel 106 (Chain A)

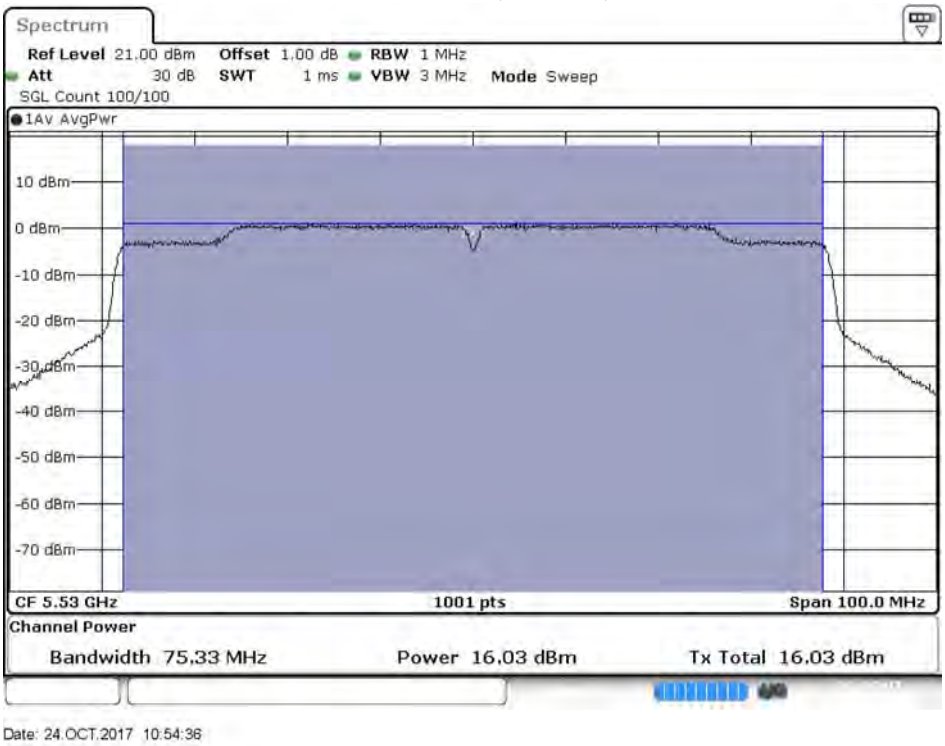

Maximum conducted output power:

Channel 122 (Chain A)

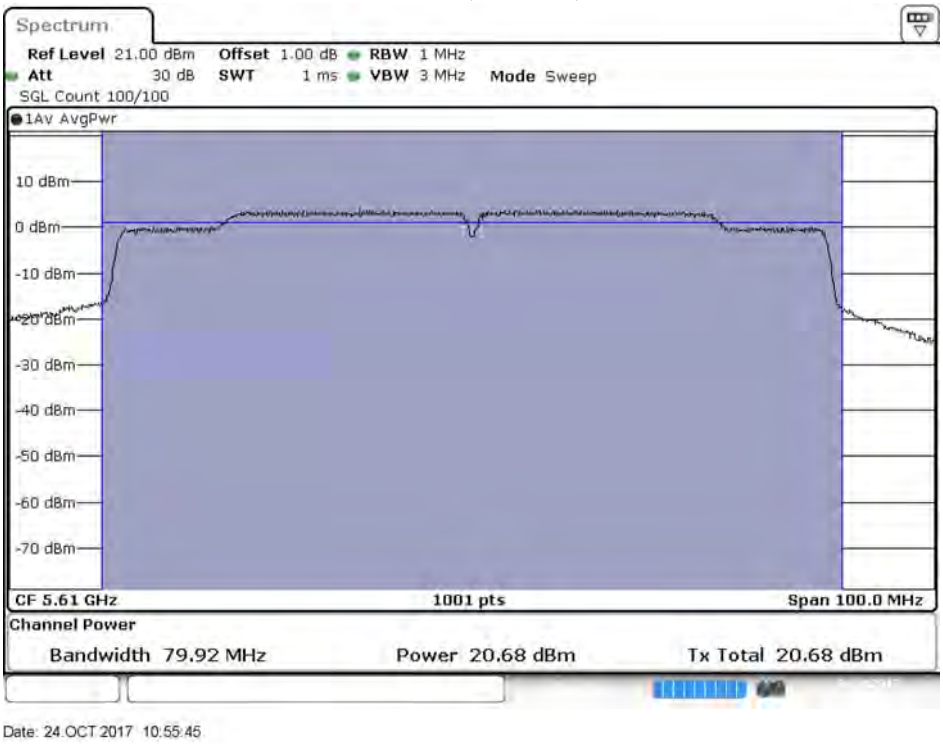

Maximum conducted output power:

Channel 138 (Band3) (Chain A)

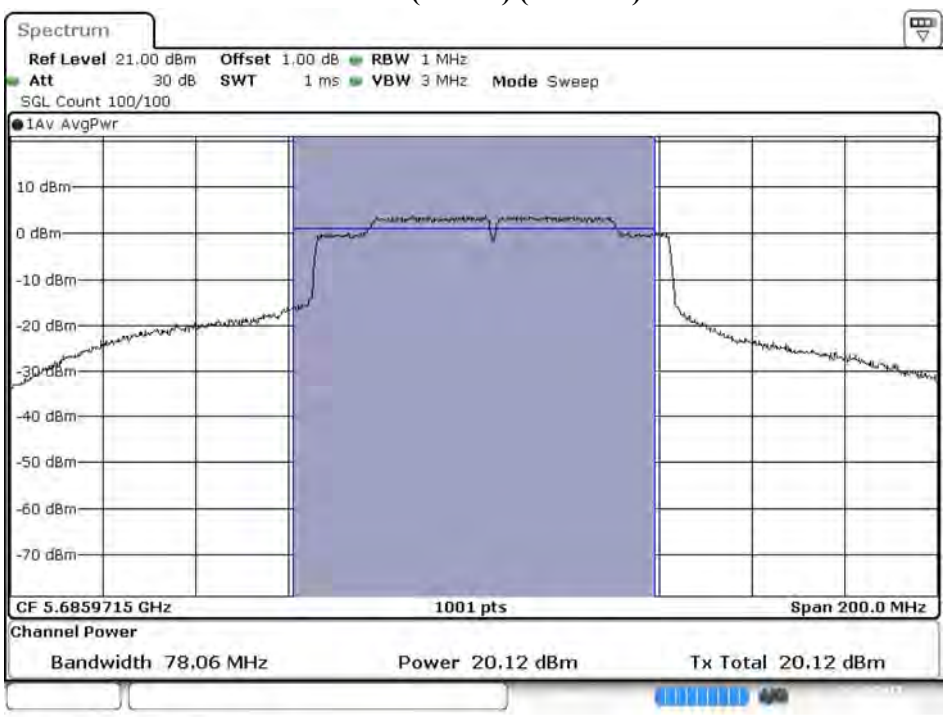

Date: 24.OCT.2017 10:57:10

Maximum conducted output power:

Channel 138 (Band4) (Chain A)

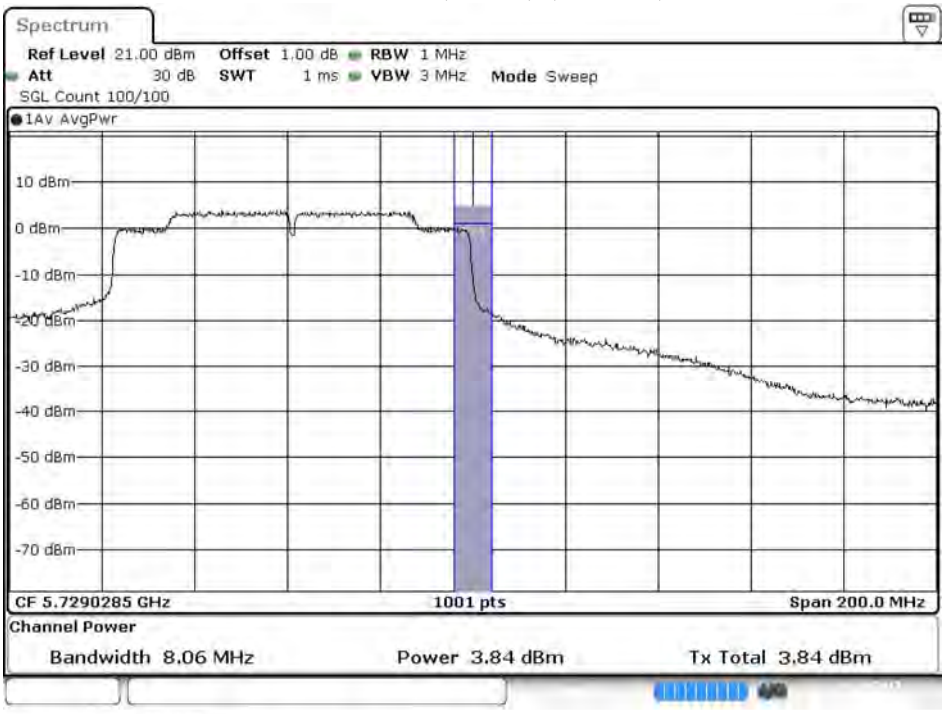

Date: 24.OCT.2017 10:57:33

Maximum conducted output power:

Channel 155 (Chain A)

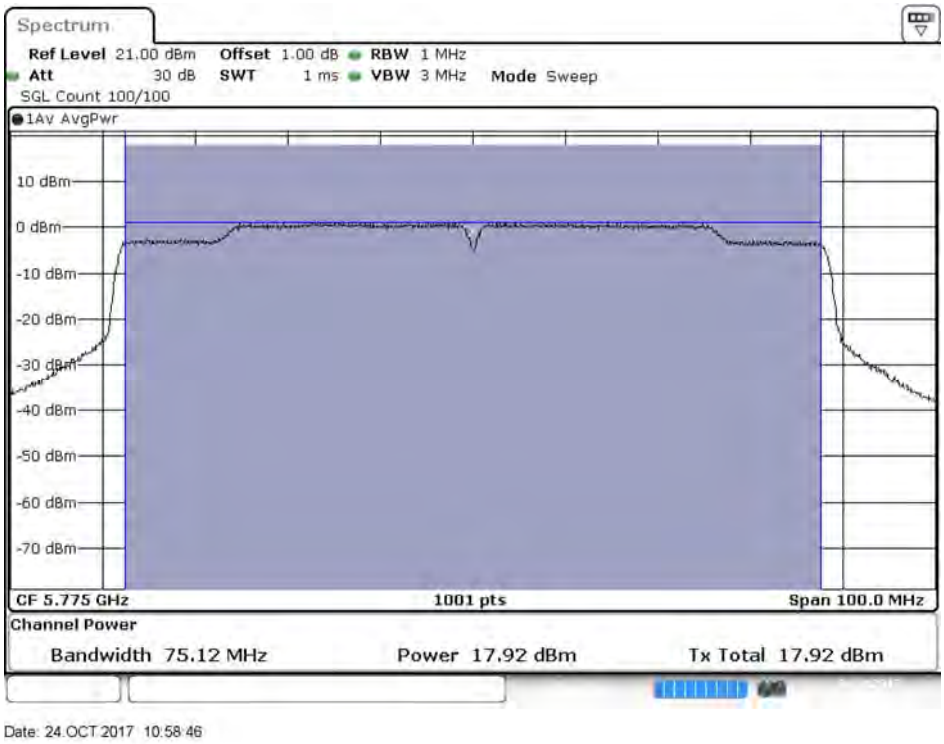

Maximum conducted output power:

Channel 42 (Chain B)

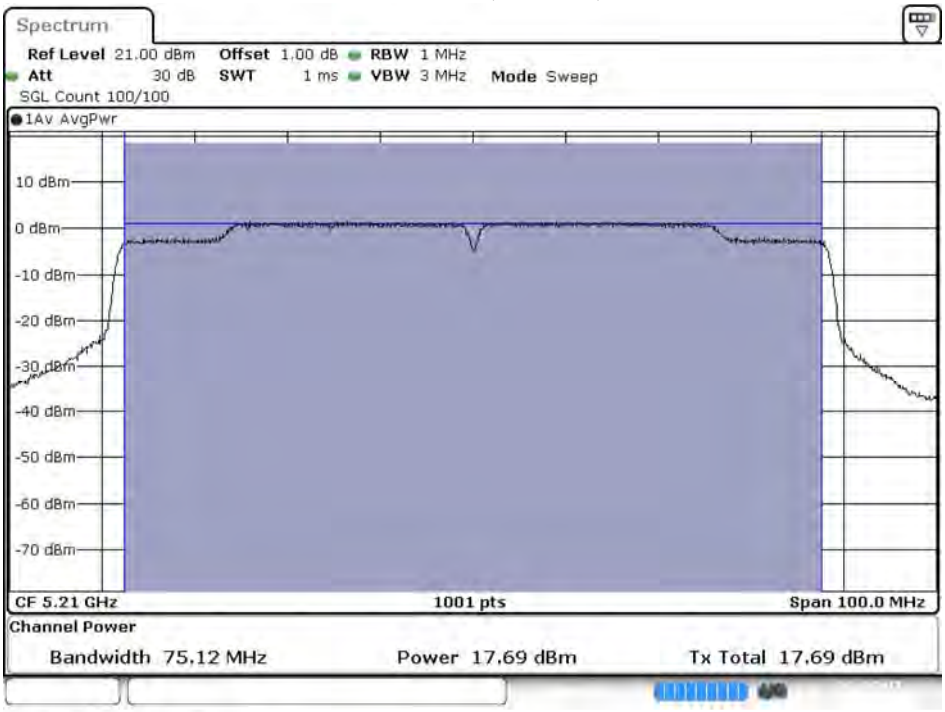

Date: 24.OCT.2017 10:31:30

Channel 58 (Chain B)

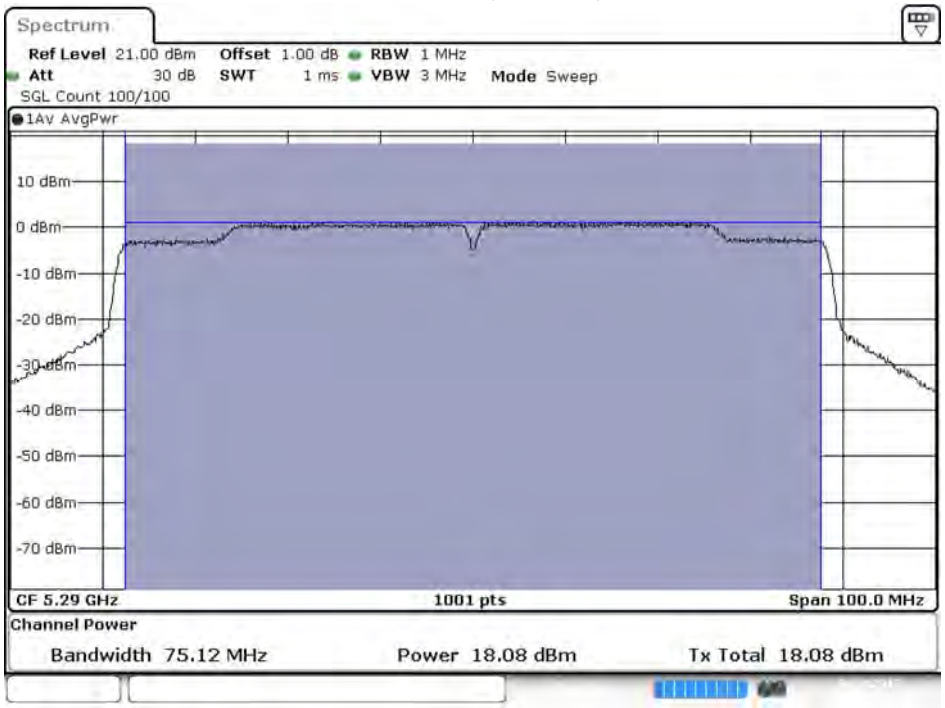

Date: 24.OCT.2017 10:34:36

Channel 106 (Chain B)

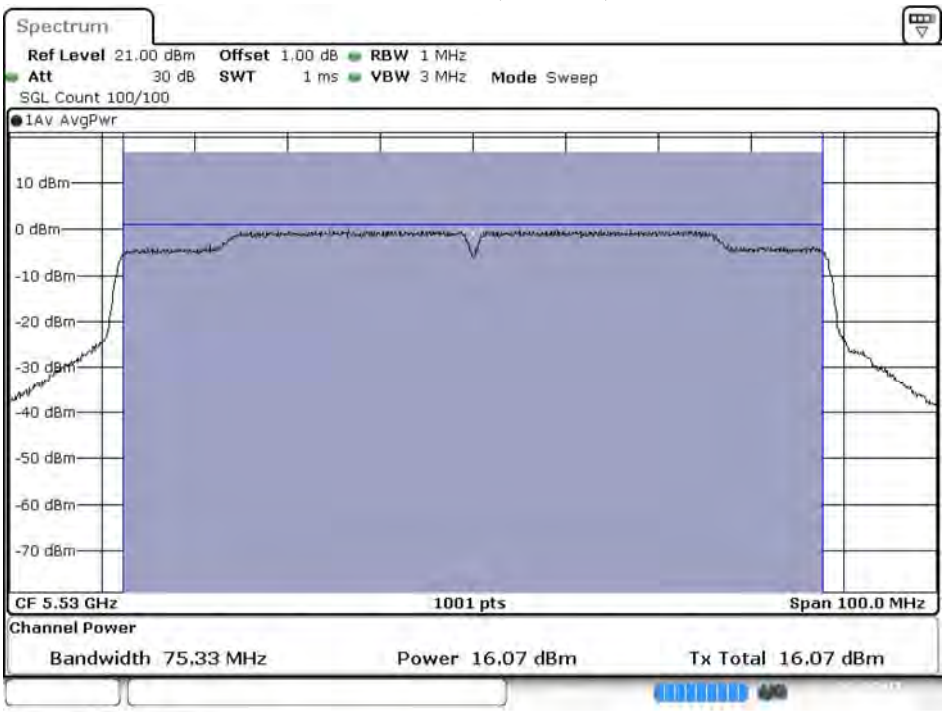

Date: 24.OCT.2017 10:36:18

Channel 122 (Chain B)

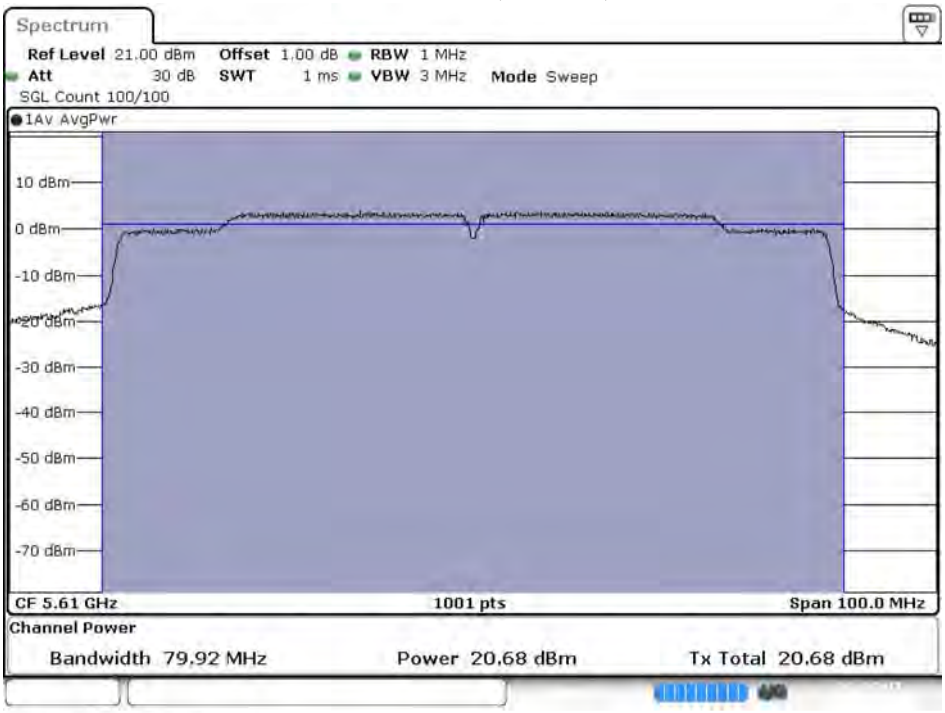

Date: 24.OCT.2017 11:55:55

Channel 138 (Band3) (Chain B)

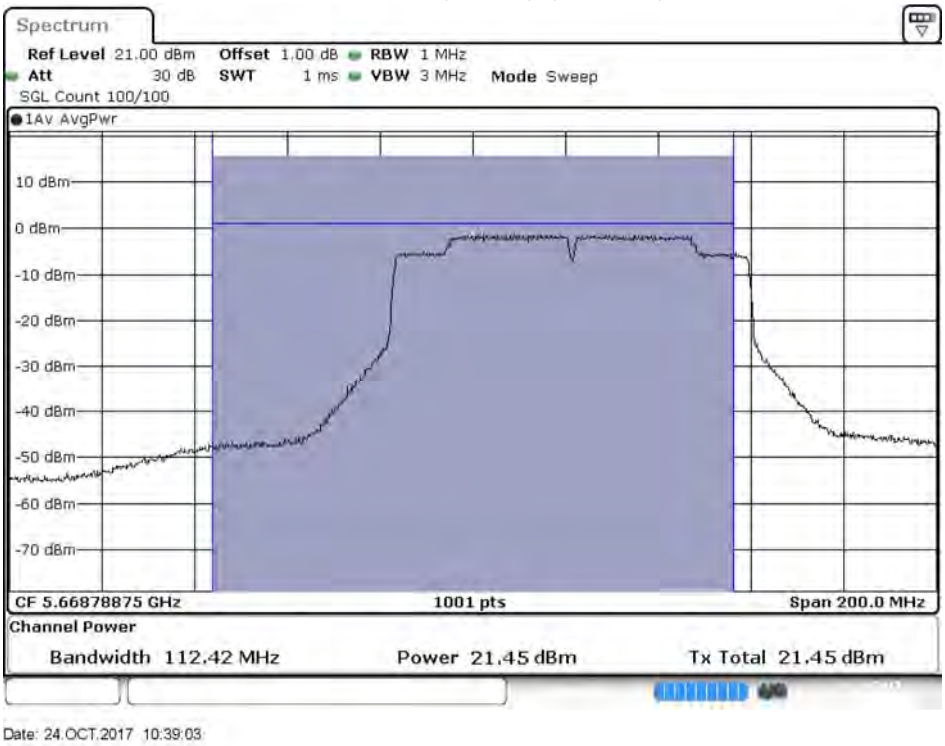

Date: 24.OCT.2017 10:39:03

Channel 138 (Band4) (Chain B)

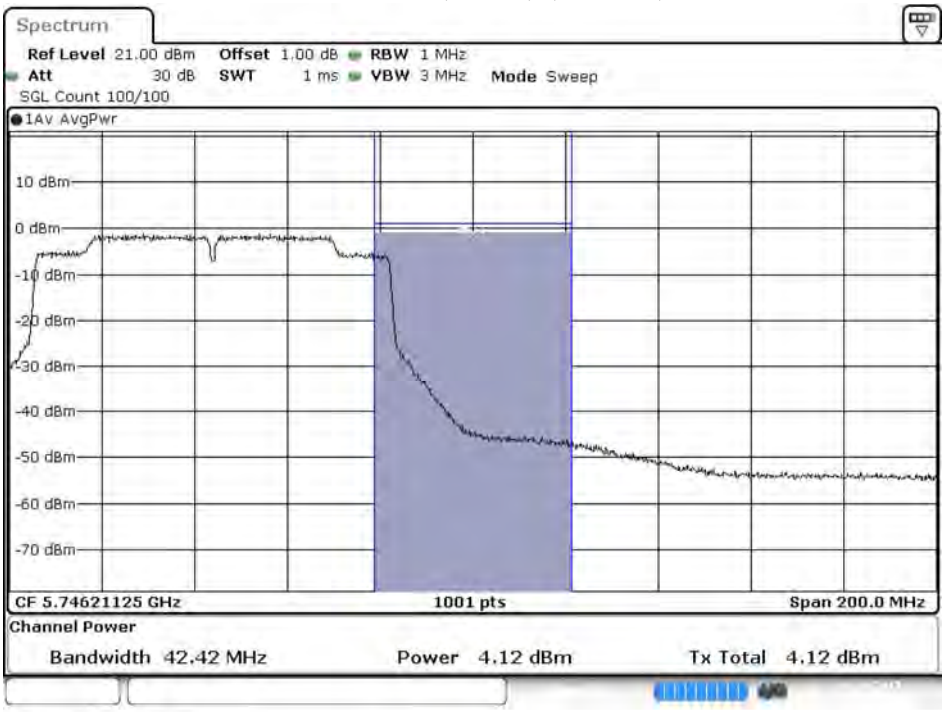

Date: 24.OCT.2017 10:39:26

Maximum conducted output power:

Channel 155 (Chain B)

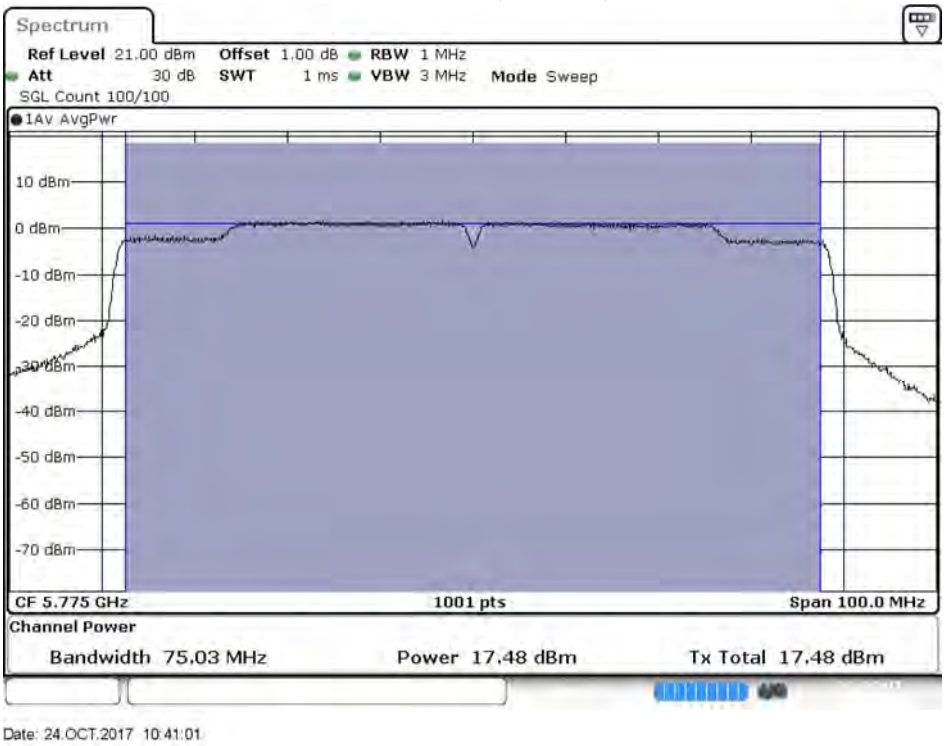

待測物名稱：Intel® Wireless-AC 9260
待測物型號：9260NGW　　測試項目：峰值發射功率
測試頻道：--　　測試模式：Mode 3: MIMO: 發射器 802.11ac-160BW
6 dB 頻寬：1MHz　　視頻頻寬：3MHz
檢測器：峰值　　環境溫度：21 ℃
測試日期：106 年 09 月 21 日　　環境濕度：53 %

Chain A

Cable loss=1dB		Maximum conducted output power										
Channel No	Frequency (MHz)	Data Rate (Mbps)										Required Limit
		VTH0	VTH1	VTH2	VTH3	VTH4	VTH5	VTH6	VTH7	VTH8	VTH9	
50ac160 (Band1)	5250	11.10	11.03	10.96	10.89	10.82	10.75	10.68	10.61	10.54	10.47	<24dBm
50ac160 (Band2)	5250	11.53	11.46	11.39	11.32	11.25	11.18	11.11	11.04	10.97	10.90	<24dBm
114ac160	5570	15.38	15.31	15.24	15.17	15.10	15.03	14.96	14.89	14.82	14.75	<24dBm

Note: Maximum conducted output power Value =Reading value on Spectrum Analyzer + cable loss

Chain B

Cable loss=1dB		Maximum conducted output power										
Channel No	Frequency (MHz)	Data Rate (Mbps)										Required Limit
		VTH0	VTH1	VTH2	VTH3	VTH4	VTH5	VTH6	VTH7	VTH8	VTH9	
50ac160 (Band1)	5250	10.96	10.89	10.82	10.75	10.68	10.61	10.54	10.47	10.40	10.33	<24dBm
50ac160 (Band2)	5250	11.17	11.10	11.03	10.96	10.89	10.82	10.75	10.68	10.61	10.54	<24dBm
114ac160	5570	15.34	15.27	15.20	15.13	15.06	14.99	14.92	14.85	14.78	14.71	<24dBm

Note: Maximum conducted output power Value =Reading value on Spectrum Analyzer + cable loss

Maximum conducted output power Measurement

Chain A+B

Channel No	Frequency Range	99% Bandwidth	Chain A Power	Chain B Power	Output Power	Output Power Limit		Result
	(MHz)	(MHz)	(dBm)	(dBm)	(dBm)	(dBm)	dBm+10log(BW)	
50(Band1)	5250	--	11.100	10.960	14.04	24	--	Pass
50(Band2)	5250	76.620	11.530	11.170	14.36	24	29.84	Pass
114ac160	5570	153.250	15.380	15.340	18.37	24	32.85	Pass

Note:

1. Output Power (dBm) = 10LOG (Chain A Power (mW)+ Chain B Power (mW))
2. 99% Bandwidth is the bandwidth of chain A or chain B whichever is less bandwidth, output power limitation is more stringent.

99% Occupied Bandwidth:

Channel 50 – Chain A

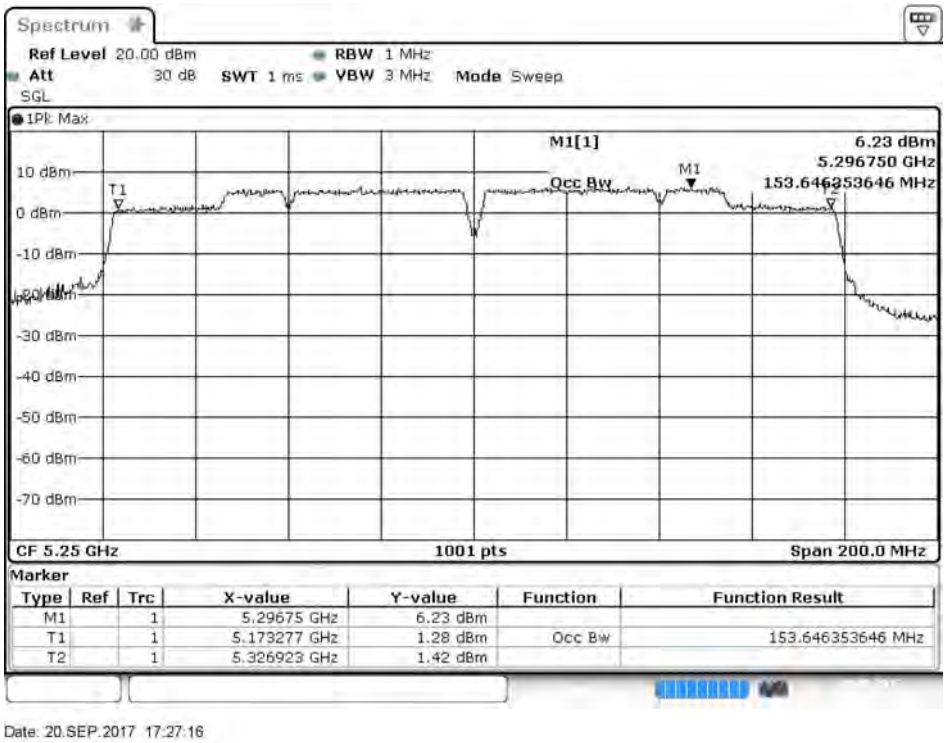

Date: 20.SEP.2017 17:27:16

Channel 114: Chain A

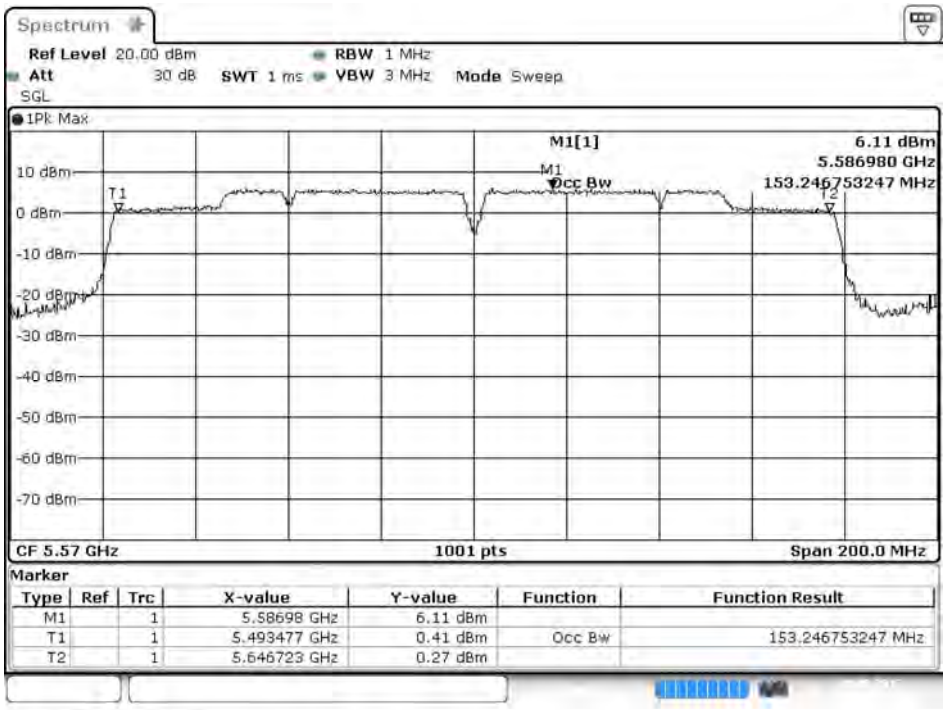

Date: 20.SEP.2017 17:27:48

99% Occupied Bandwidth:

Channel 50 (Chain B)

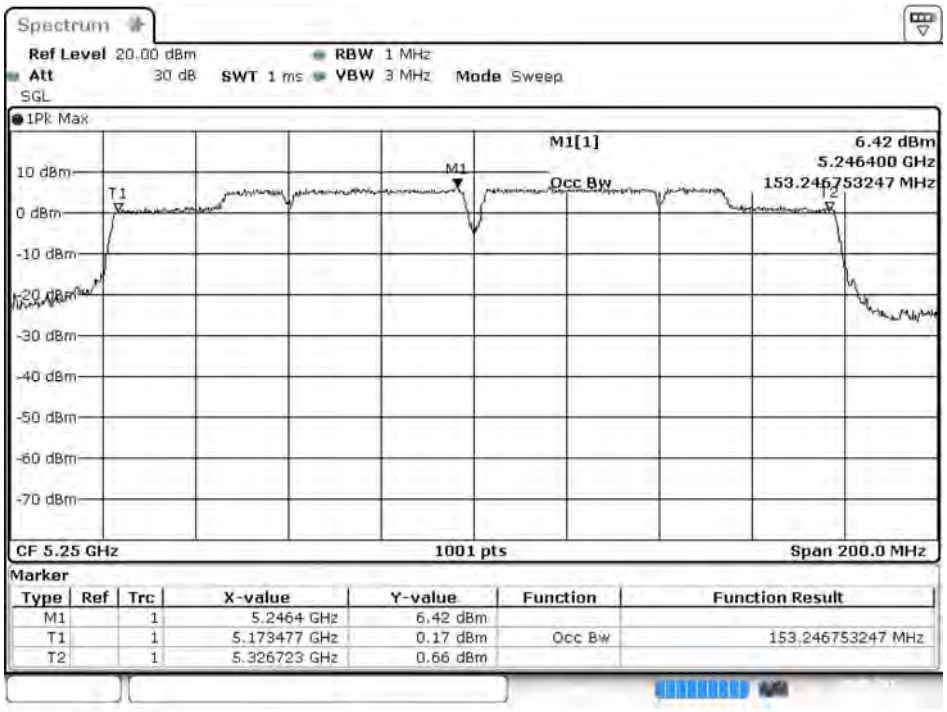

Channel 114: Chain B

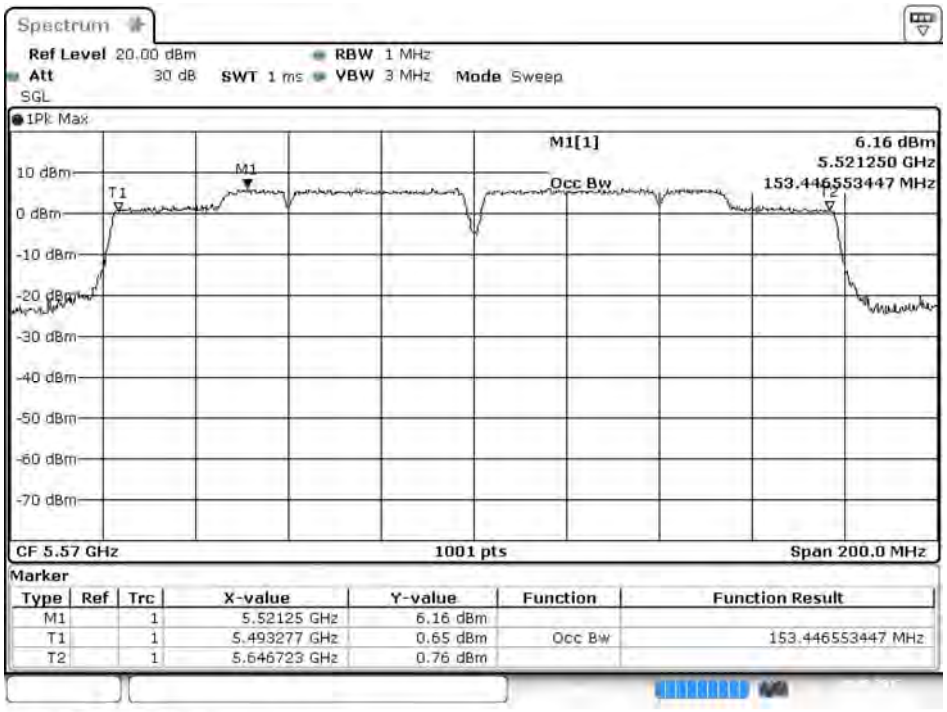

Maximum conducted output power:

Channel 50 (Chain A)

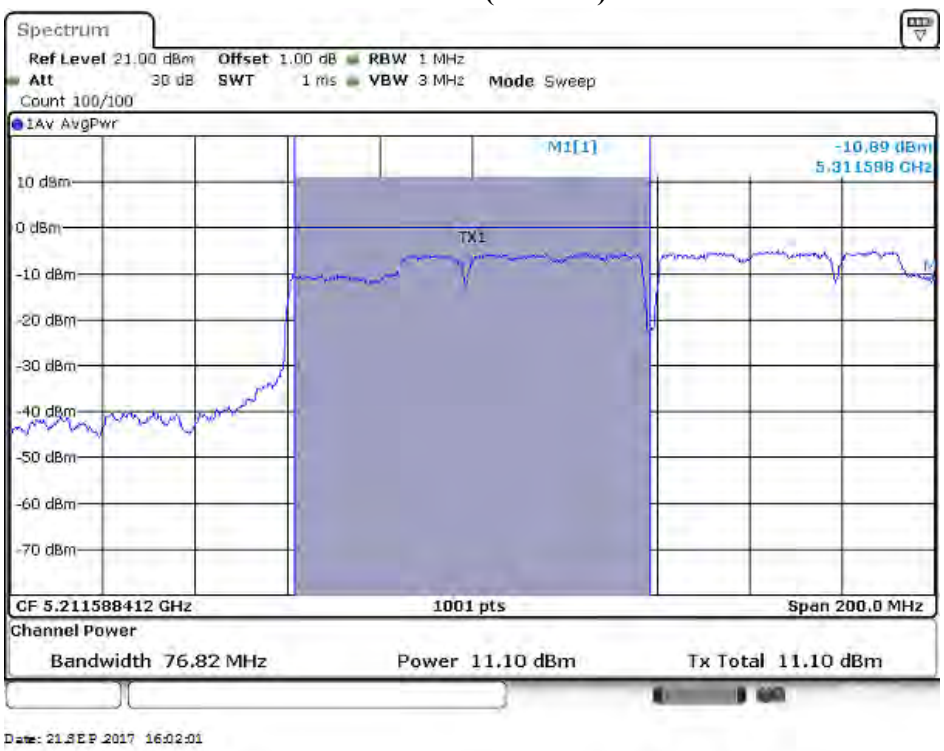

Maximum conducted output power:

Channel 50 (Chain A)

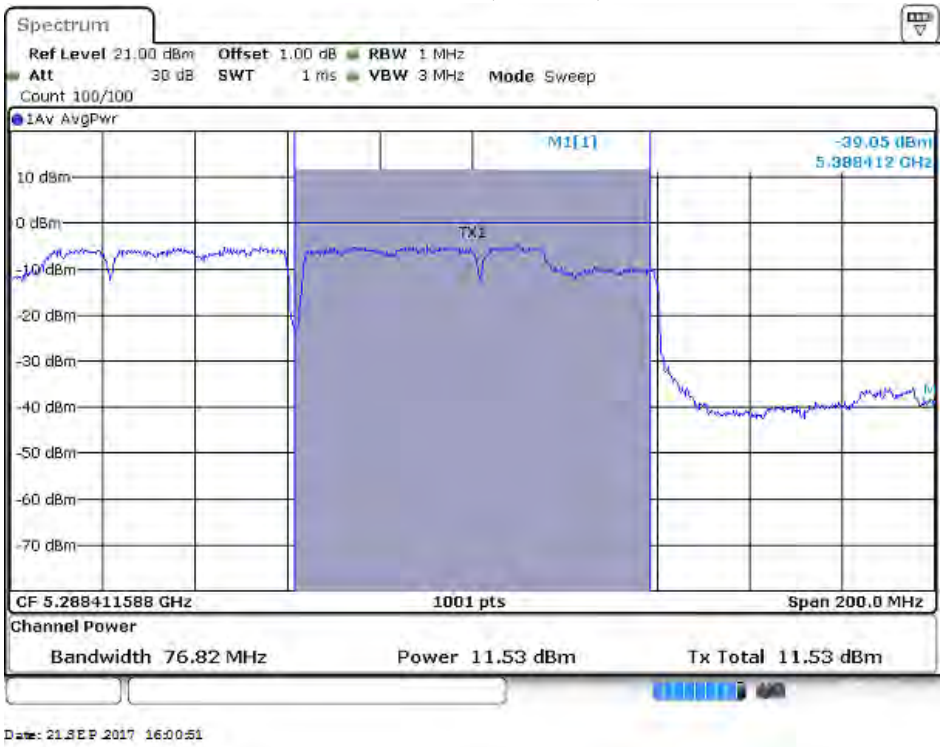

Maximum conducted output power:

Channel 114 (Chain A)

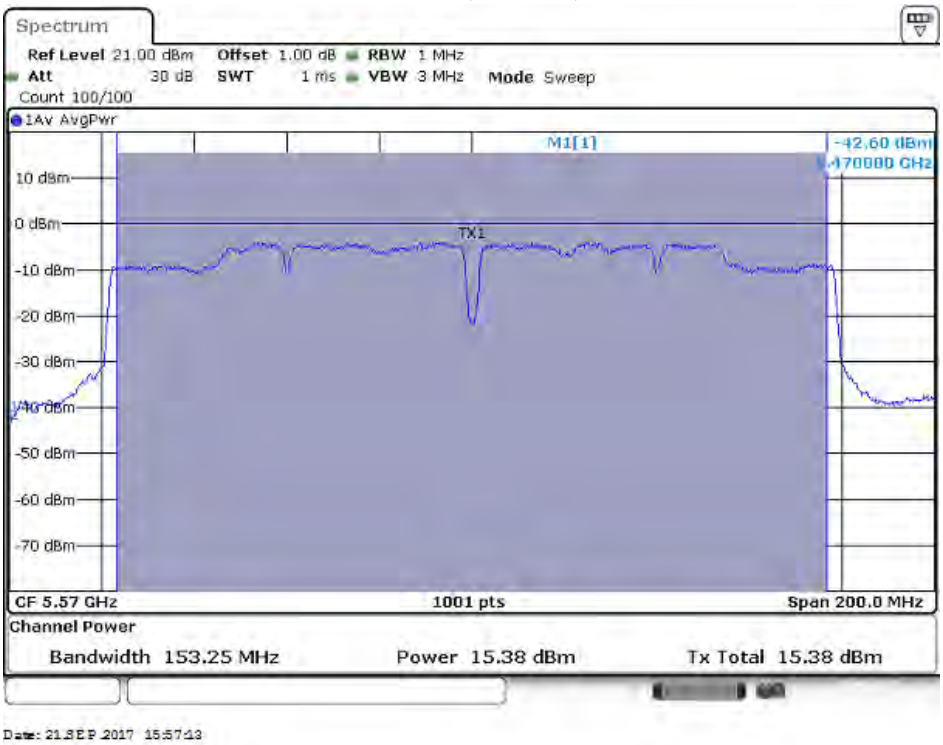

Maximum conducted output power:

Channel 50 (Chain B)

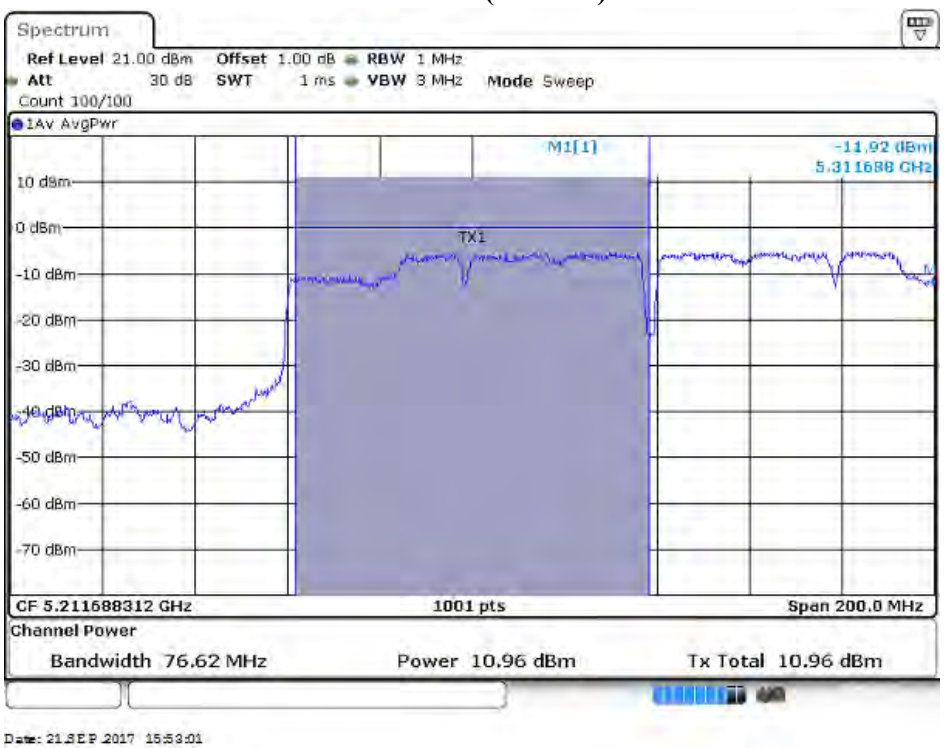

Maximum conducted output power:

Channel 50 (Chain B)

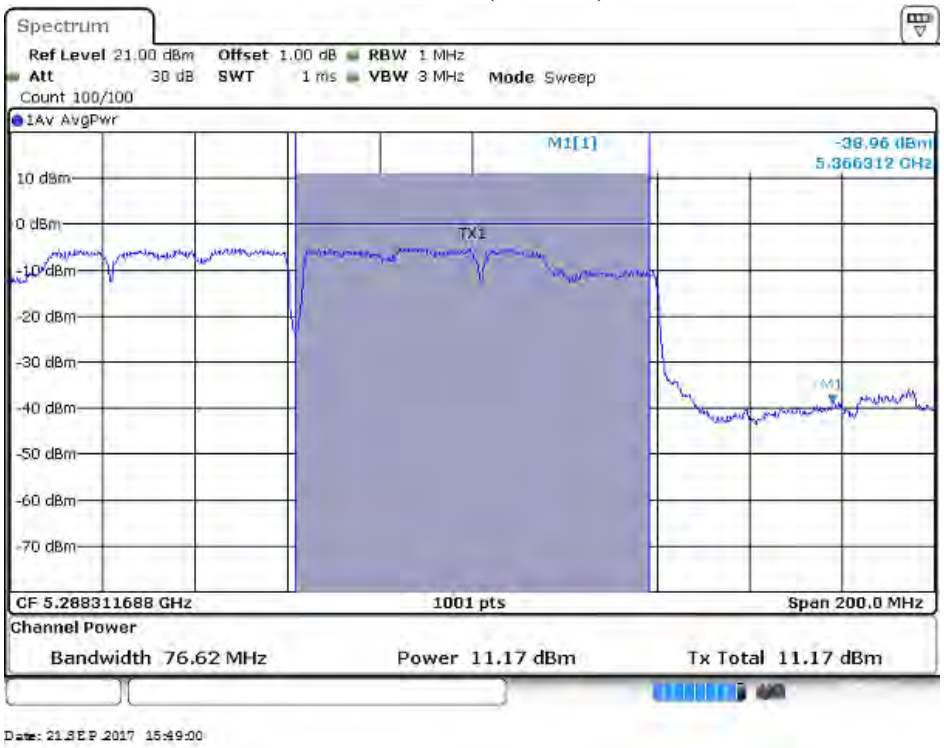

Channel 114 (Chain B)

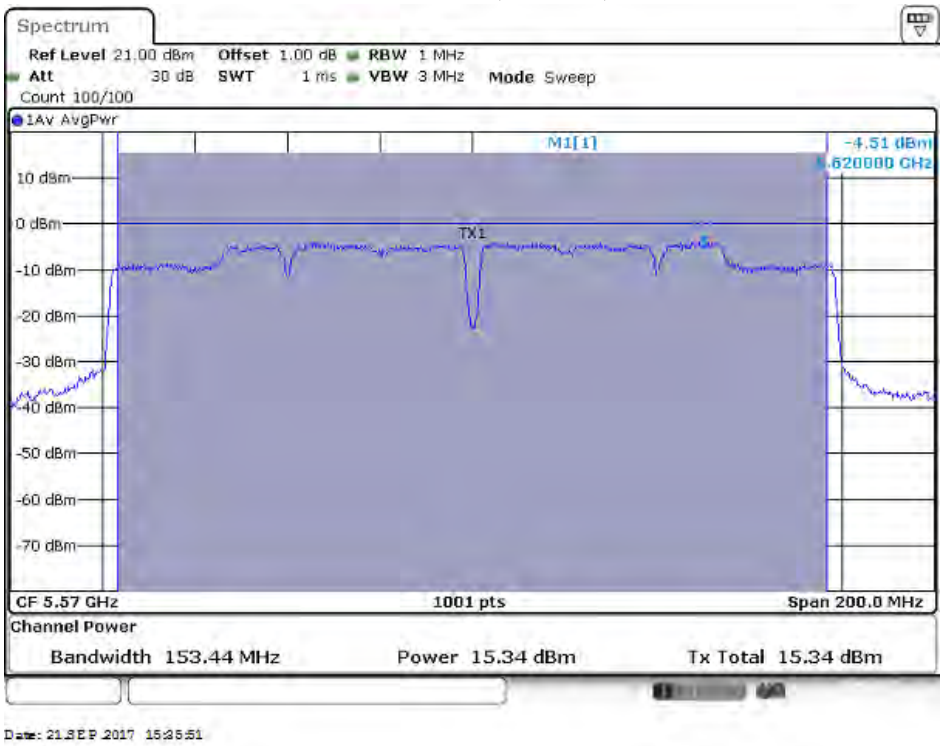

待測物名稱：Intel® Wireless-AC 9260
待測物型號：9260NGW　　測試項目：峰值發射功率
測試頻道：--　　測試模式：Mode 4: 發射器 802.11a_Beamforming
6 dB 頻寬：1MHz　　視頻頻寬：3MHz
檢測器：峰值　　環境溫度：21 ℃
測試日期：106 年 10 月 24 日　　環境濕度：53 %

Chain A

Cable loss=1dB		Maximum conducted output power								
Channel No.	Frequency (MHz)	Data Rate (Mbps)								Required Limit
		6	9	12	18	24	36	48	54	
		Measurement Level (dBm)								
36	5180	18.97	--	--	--	--	--	--	--	<24dBm
44	5220	19.57	19.5	19.43	19.36	19.29	19.22	19.15	19.08	<24dBm
48	5240	19.57	--	--	--	--	--	--	--	<24dBm
52	5260	19.53	--	--	--	--	--	--	--	<24dBm
60	5300	19.63	19.56	19.49	19.42	19.35	19.28	19.21	19.14	<24dBm
64	5320	19.39	--	--	--	--	--	--	--	<24dBm
100	5500	18.78	--	--	--	--	--	--	--	<24dBm
116	5580	20.04	19.97	19.9	19.83	19.76	19.69	19.62	19.55	<24dBm
140	5700	18.92	--	--	--	--	--	--	--	<24dBm
149	5745	21.47	--	--	--	--	--	--	--	<30dBm
157	5785	21.43	21.36	21.29	21.22	21.15	21.08	21.01	20.94	<30dBm
165	5825	20.93	--	--	--	--	--	--	--	<30dBm

Note: Maximum conducted output power Value =Reading value on average power meter + cable loss

Chain B

Cable loss=1dB		Maximum conducted output power								
Channel No.	Frequency (MHz)	Data Rate (Mbps)								Required Limit
		6	9	12	18	24	36	48	54	
		Measurement Level (dBm)								
36	5180	18.95	--	--	--	--	--	--	--	<24dBm
44	5220	19.56	19.49	19.42	19.35	19.28	19.21	19.14	19.07	<24dBm
48	5240	19.55	--	--	--	--	--	--	--	<24dBm
52	5260	19.5	--	--	--	--	--	--	--	<24dBm
60	5300	19.62	19.55	19.48	19.41	19.34	19.27	19.2	19.13	<24dBm
64	5320	19.37	--	--	--	--	--	--	--	<24dBm
100	5500	18.75	--	--	--	--	--	--	--	<24dBm
116	5580	20.01	19.94	19.87	19.8	19.73	19.66	19.59	19.52	<24dBm
140	5700	18.89	--	--	--	--	--	--	--	<24dBm
149	5745	21.48	--	--	--	--	--	--	--	<30dBm
157	5785	21.41	21.34	21.27	21.2	21.13	21.06	20.99	20.92	<30dBm
165	5825	20.9	--	--	--	--	--	--	--	<30dBm

Note: Maximum conducted output power Value =Reading value on average power meter + cable loss

Maximum conducted output power Measurement:

Chain A+ B

Channel Number	Frequency (MHz)	99% Bandwidth (MHz)	Chain A Power (dBm)	Chain B Power (dBm)	Output Power (dBm)	Output Power Limit	
						(dBm)	dBm+10log(BW)
36	5180	--	18.97	18.95	21.97	24	--
44	5220	--	19.57	19.56	22.58	24	--
48	5240	--	19.57	19.55	22.57	24	--
52	5260	18.281	19.53	19.5	22.53	24	23.62
60	5300	18.281	19.63	19.62	22.64	24	23.62
64	5320	18.331	19.39	19.37	22.39	24	23.63
100	5500	18.281	18.78	18.75	21.78	24	23.62
116	5580	18.281	20.04	20.01	23.04	24	23.62
140	5700	18.331	18.92	18.89	21.92	24	23.63
149	5745	--	21.47	21.48	24.49	30	--
157	5785	--	21.43	21.41	24.43	30	--
165	5825	--	20.93	20.9	23.93	30	--

Note:

1. Output Power (dBm) = 10LOG (Chain A Power (mW)+ Chain B Power (mW))
2. 99% Bandwidth is the bandwidth of chain A or chain B whichever is less bandwidth, output power limitation is more stringent.

99% Occupied Bandwidth:

Channel 52: Chain A

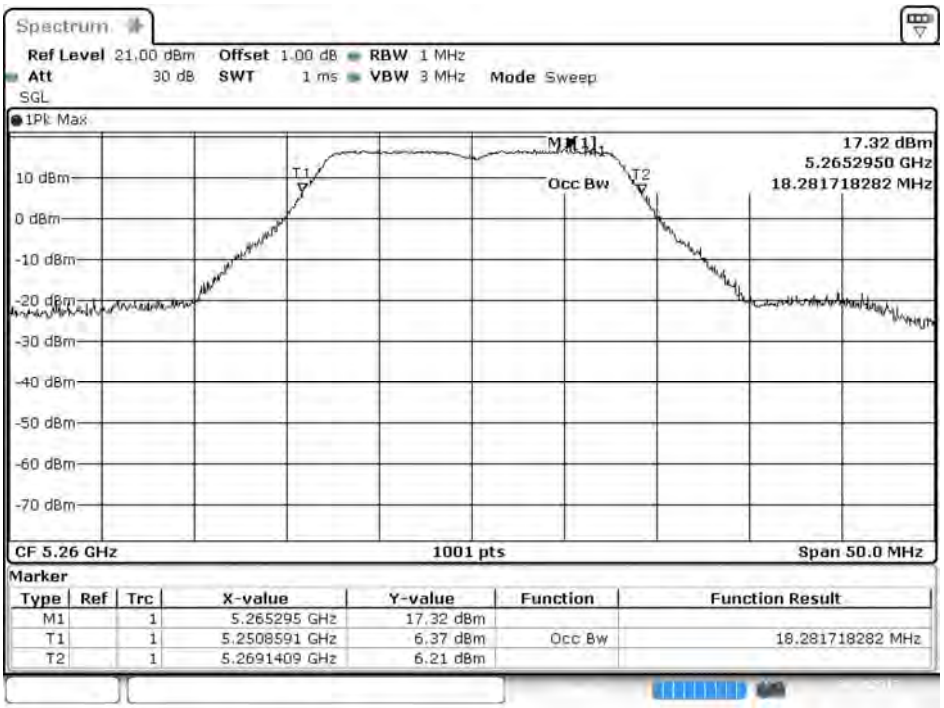

Date: 24.OCT.2017 09:51:53

Channel 52: Chain B

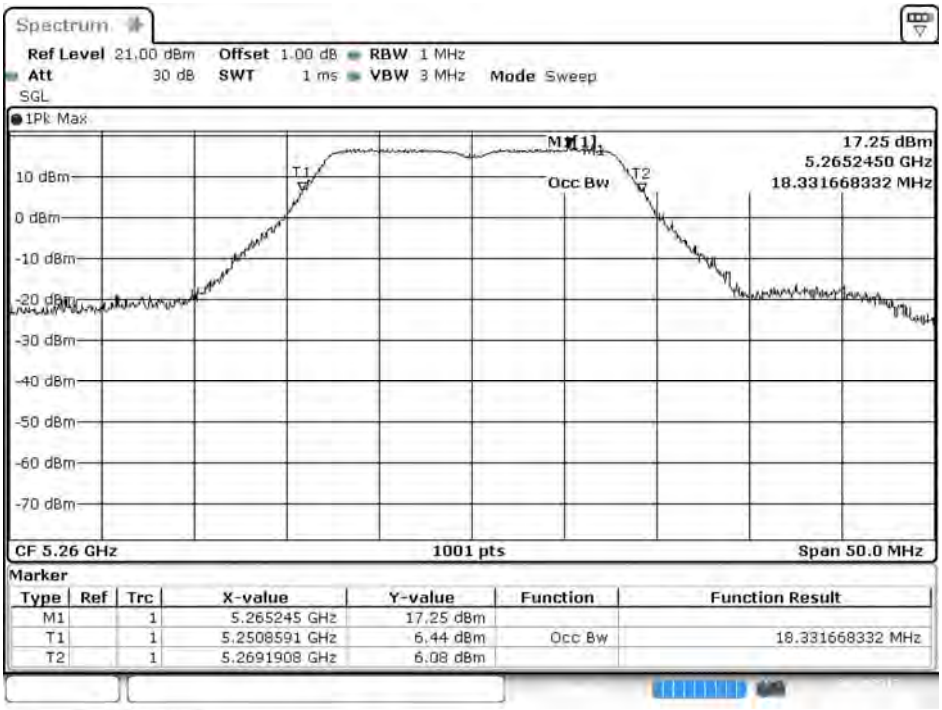

Date: 24.OCT.2017 10:06:35

Channel 60: Chain A

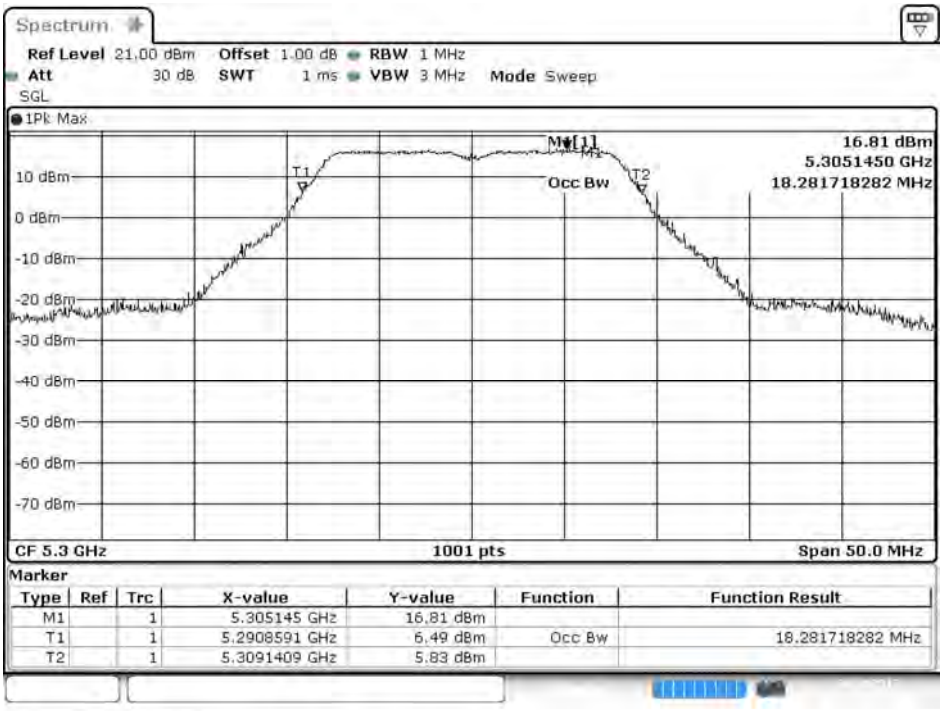

Date: 24.OCT.2017 09:52:33

Channel 60: Chain B

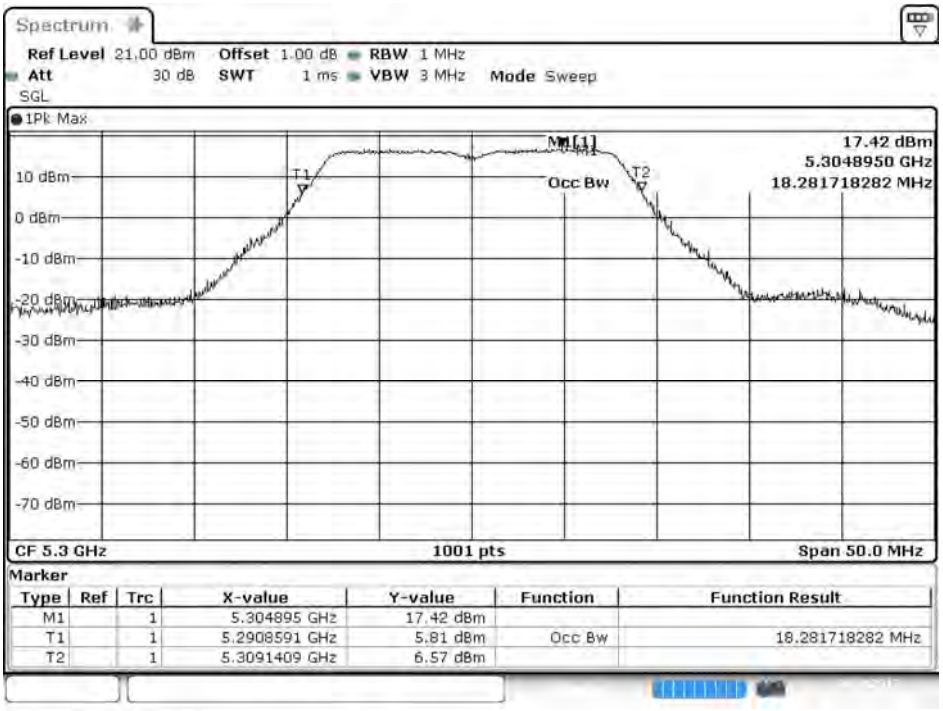

Date: 24.OCT.2017 10:07:15

Channel 64: Chain A

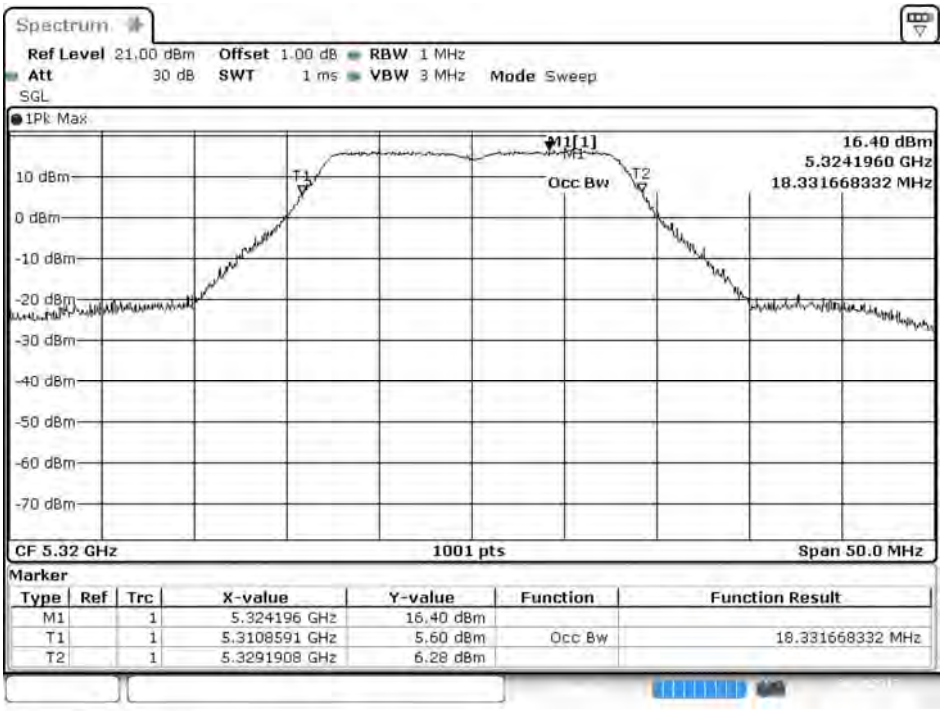

Date: 24.OCT.2017 09:53:07

Channel 64: Chain B

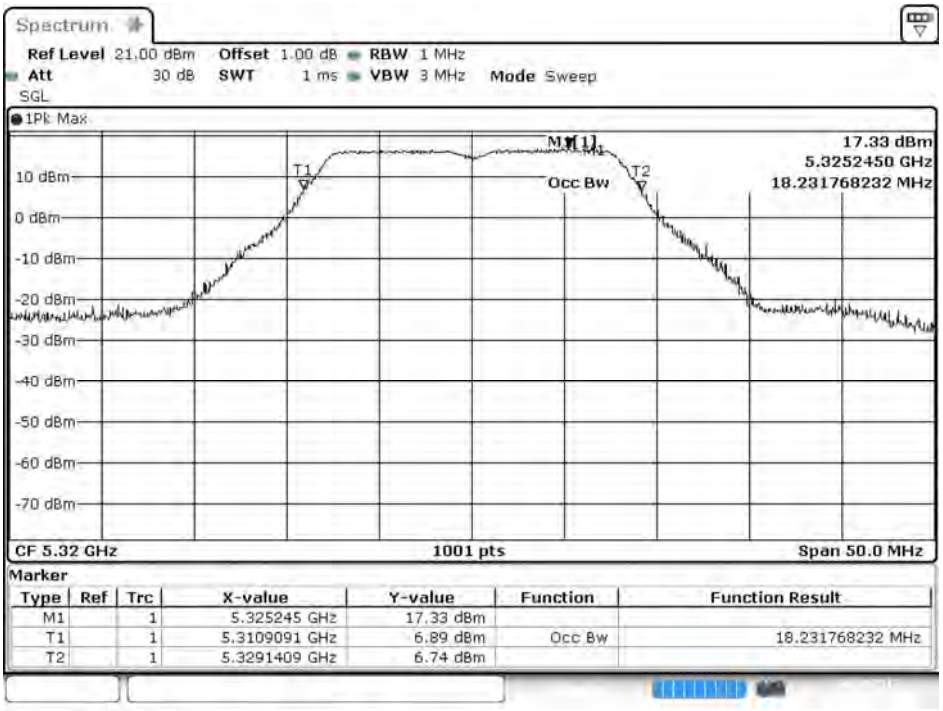

Date: 24.OCT.2017 10:07:51

Channel 100: Chain A

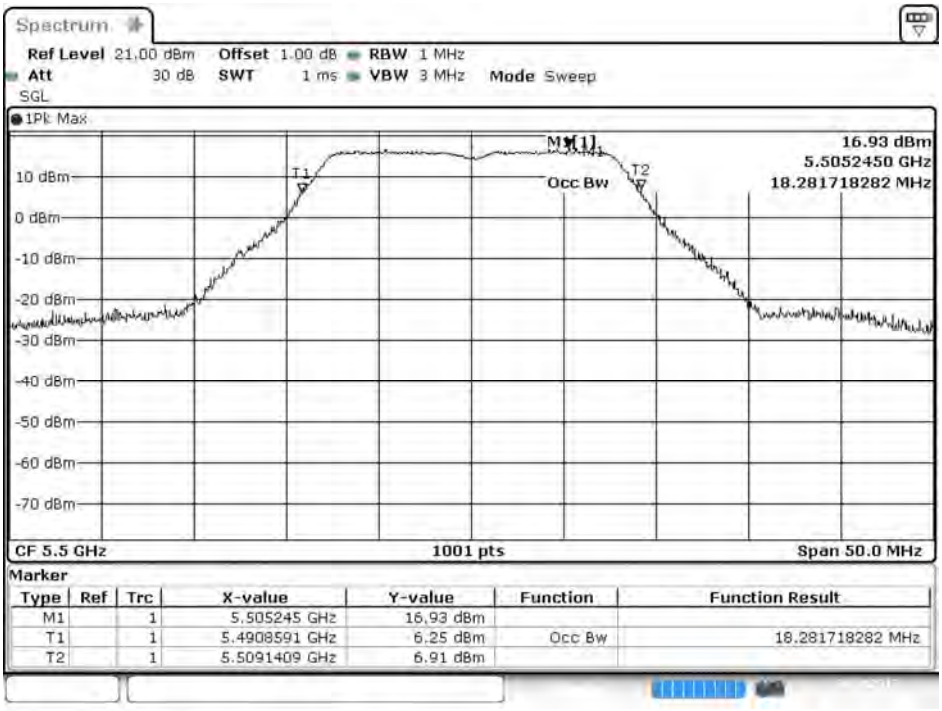

Date: 24.OCT.2017 09:53:41

Channel 100: Chain B

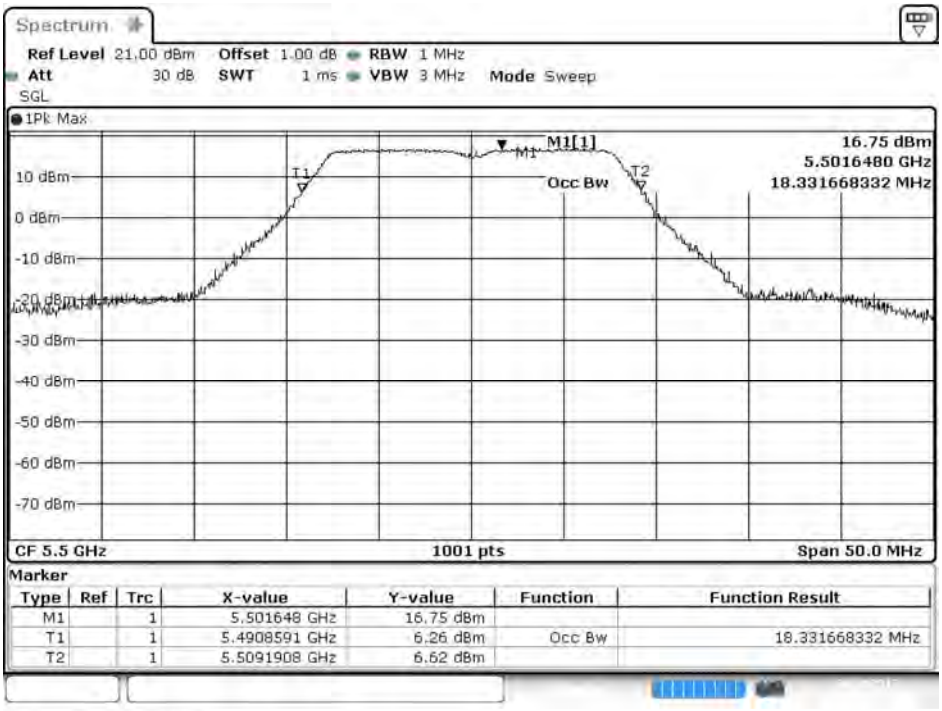

Date: 24.OCT.2017 10:08:26

Channel 116: Chain A

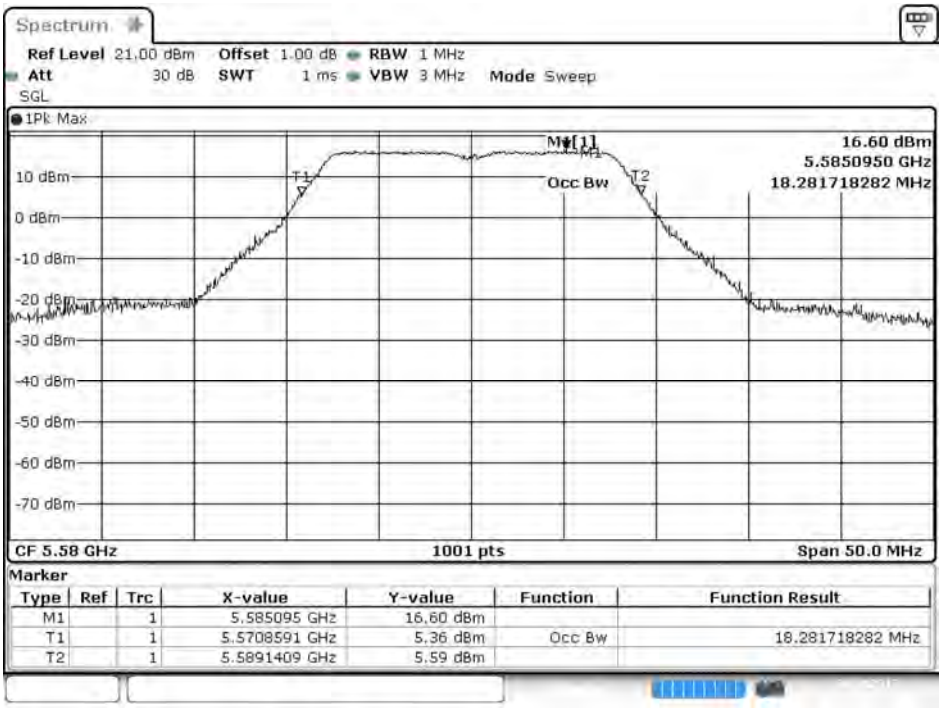

Date: 24.OCT.2017 09:54:17

Channel 116: Chain B

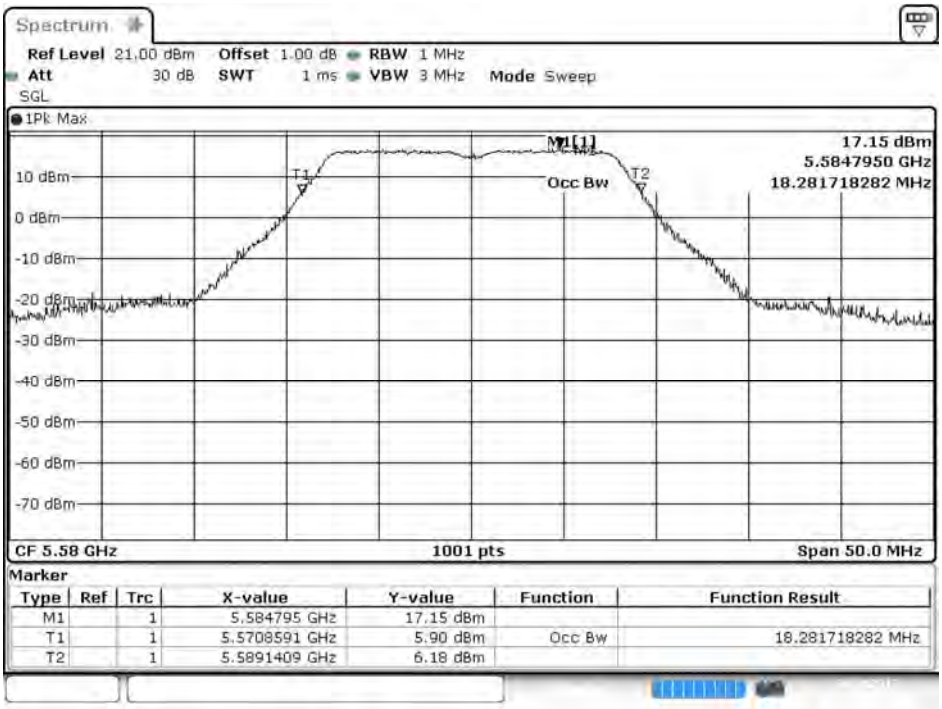

Date: 24.OCT.2017 10:09:08

Channel 140: Chain A

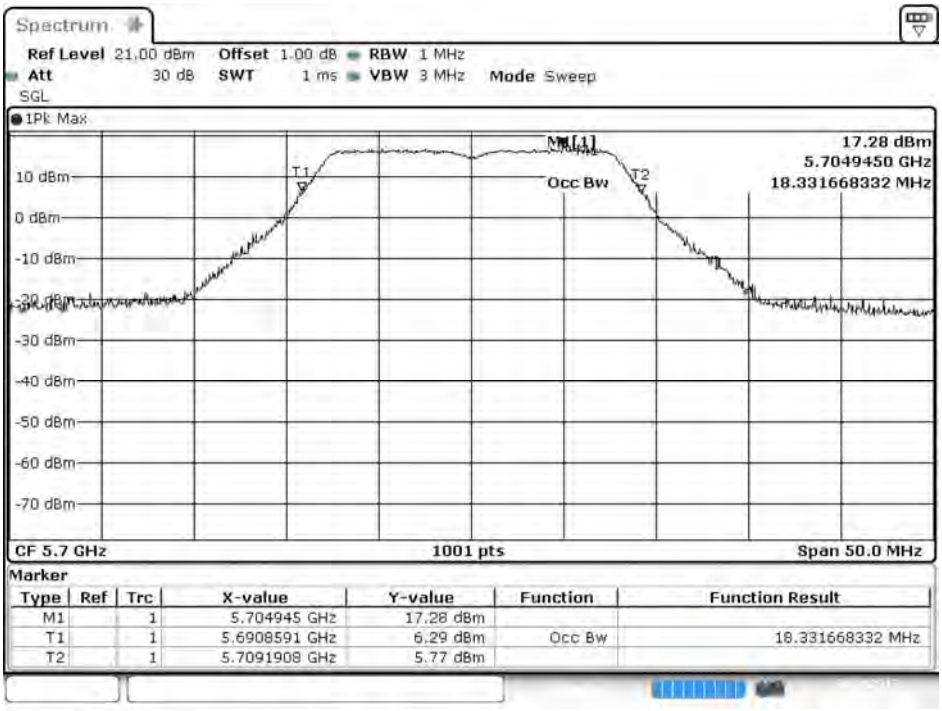

Date: 24.OCT.2017 09:54:51

Channel 140: Chain B

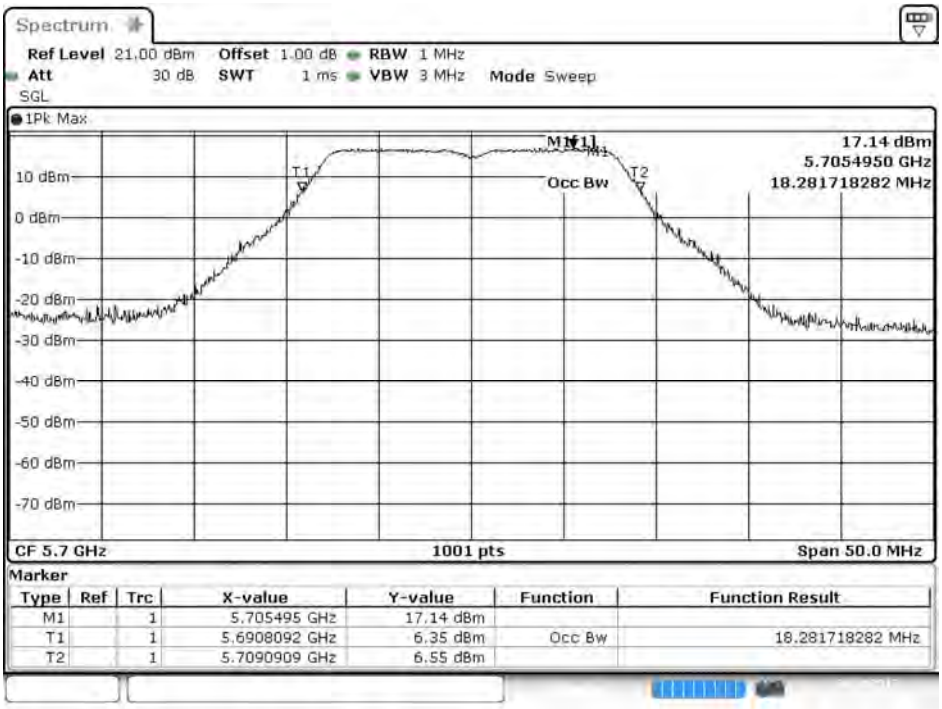

Date: 24.OCT.2017 10:09:45

待測物名稱：Intel® Wireless-AC 9260
待測物型號：9260NGW　　測試項目：峰值發射功率
測試頻道：--　　測試模式：Mode 4: 發射器 802.11n-20BW_Beamforming
6 dB 頻寬：1MHz　　視頻頻寬：3MHz
檢測器：峰值　　環境溫度：21 ℃
測試日期：106 年 10 月 24 日　　環境濕度：53 %

Chain A

Cable loss=1dB		Maximum conducted output power								
Channel No.	Frequency (MHz)	Data Rate (Mbps)								Required Limit
		HT8	HT9	HT10	HT11	HT12	HT13	HT14	HT15	
		Measurement Level (dBm)								
36	5180	18.77	--	--	--	--	--	--	--	<24dBm
44	5220	20.02	19.95	19.88	19.81	19.74	19.67	19.6	19.53	<24dBm
48	5240	20.07	--	--	--	--	--	--	--	<24dBm
52	5260	20.07	--	--	--	--	--	--	--	<24dBm
60	5300	20.02	19.95	19.88	19.81	19.74	19.67	19.6	19.53	<24dBm
64	5320	19.36	--	--	--	--	--	--	--	<24dBm
100	5500	18.74	--	--	--	--	--	--	--	<24dBm
116	5580	20.02	19.95	19.88	19.81	19.74	19.67	19.6	19.53	<24dBm
140	5700	18.92	--	--	--	--	--	--	--	<24dBm
149	5745	21.45	--	--	--	--	--	--	--	<30dBm
157	5785	21.37	21.3	21.23	21.16	21.09	21.02	20.95	20.88	<30dBm
165	5825	20.69	--	--	--	--	--	--	--	<30dBm

Note: Maximum conducted output power Value =Reading value on average power meter + cable loss

Chain B

Cable loss=1dB		Maximum conducted output power								
Channel No.	Frequency (MHz)	Data Rate (Mbps)								Required Limit
		HT8	HT9	HT10	HT11	HT12	HT13	HT14	HT15	
		Measurement Level (dBm)								
36	5180	18.75	--	--	--	--	--	--	--	<24dBm
44	5220	20	19.93	19.86	19.79	19.72	19.65	19.58	19.51	<24dBm
48	5240	20.03	--	--	--	--	--	--	--	<24dBm
52	5260	20.04	--	--	--	--	--	--	--	<24dBm
60	5300	20.03	19.96	19.89	19.82	19.75	19.68	19.61	19.54	<24dBm
64	5320	19.34	--	--	--	--	--	--	--	<24dBm
100	5500	18.71	--	--	--	--	--	--	--	<24dBm
116	5580	20.01	19.94	19.87	19.8	19.73	19.66	19.59	19.52	<24dBm
140	5700	18.92	--	--	--	--	--	--	--	<24dBm
149	5745	21.43	--	--	--	--	--	--	--	<30dBm
157	5785	21.34	21.27	21.2	21.13	21.06	20.99	20.92	20.85	<30dBm
165	5825	20.67	--	--	--	--	--	--	--	<30dBm

Note: Maximum conducted output power Value =Reading value on average power meter + cable loss

Maximum conducted output power Measurement:

Chain A+ B

Channel Number	Frequency (MHz)	99% Bandwidth (MHz)	Chain A Power (dBm)	Chain B Power (dBm)	Output Power (dBm)	Output Power Limit	
						(dBm)	dBm+10log(BW)
36	5180	--	18.77	18.75	21.77	24	--
44	5220	--	20.02	20	23.02	24	--
48	5240	--	20.07	20.03	23.06	24	--
52	5260	19.280	20.07	20.04	23.07	24	23.85
60	5300	19.280	20.02	20.03	23.04	24	23.85
64	5320	19.280	19.36	19.34	22.36	24	23.85
100	5500	19.280	18.74	18.71	21.74	24	23.85
116	5580	19.280	20.02	20.01	23.03	24	23.85
140	5700	19.280	18.92	18.92	21.93	24	23.85
149	5745	--	21.45	21.43	24.45	30	--
157	5785	--	21.37	21.34	24.37	30	--
165	5825	--	20.69	20.67	23.69	30	--

Note:

1. Output Power (dBm) = 10LOG (Chain A Power (mW)+ Chain B Power (mW))
2. 99% Bandwidth is the bandwidth of chain A or chain B whichever is less bandwidth, output power limitation is more stringent.

99% Occupied Bandwidth:

Channel 52: Chain A

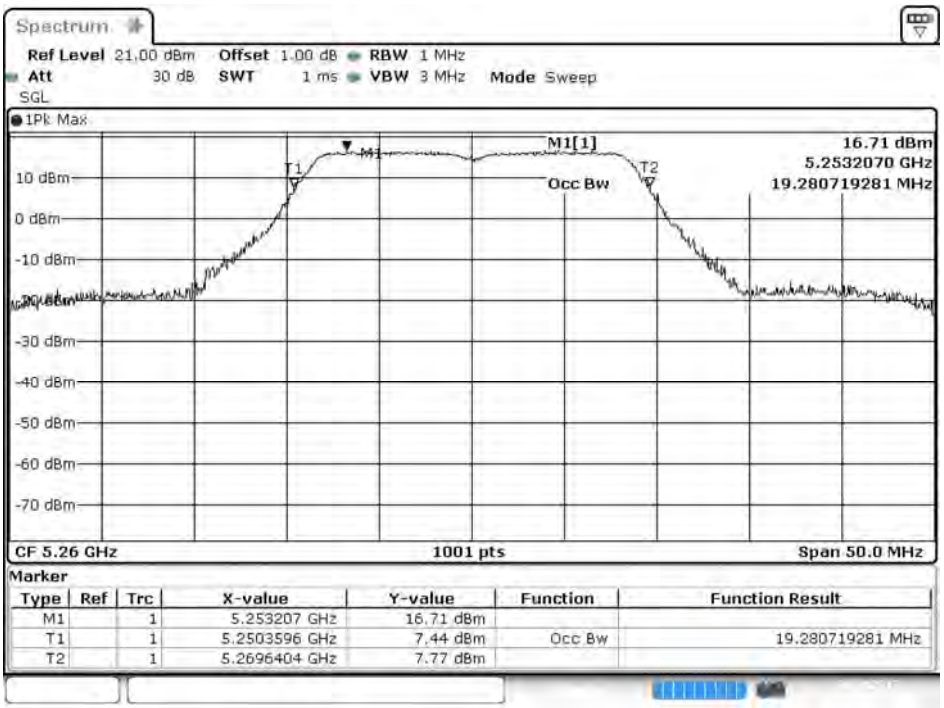

Date: 24.OCT.2017 09:55:35

Channel 52: Chain B

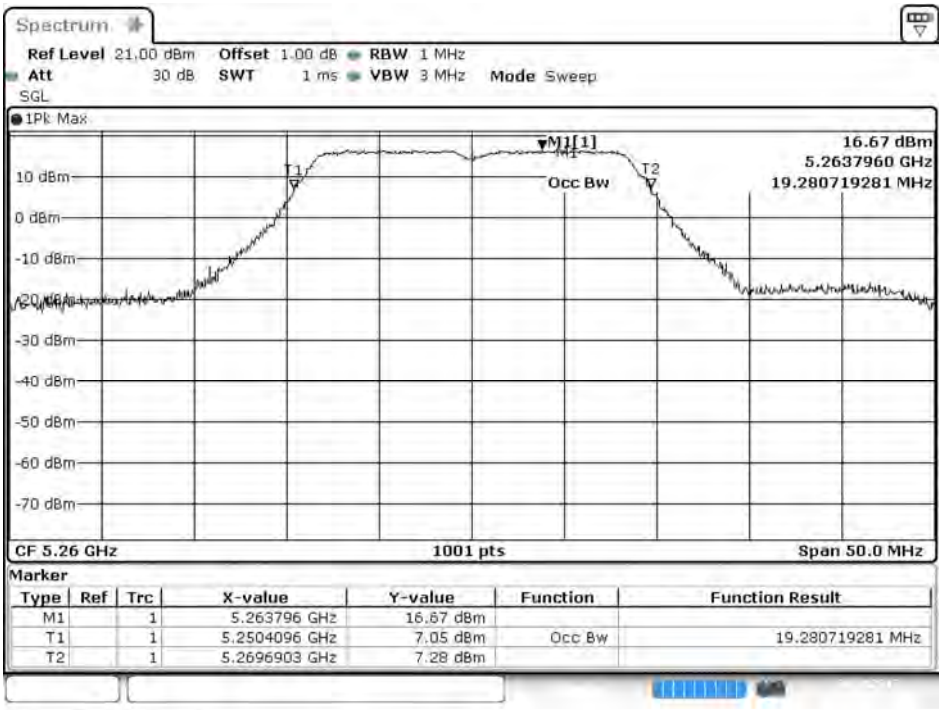

Date: 24.OCT.2017 10:10:25

Channel 60: Chain A

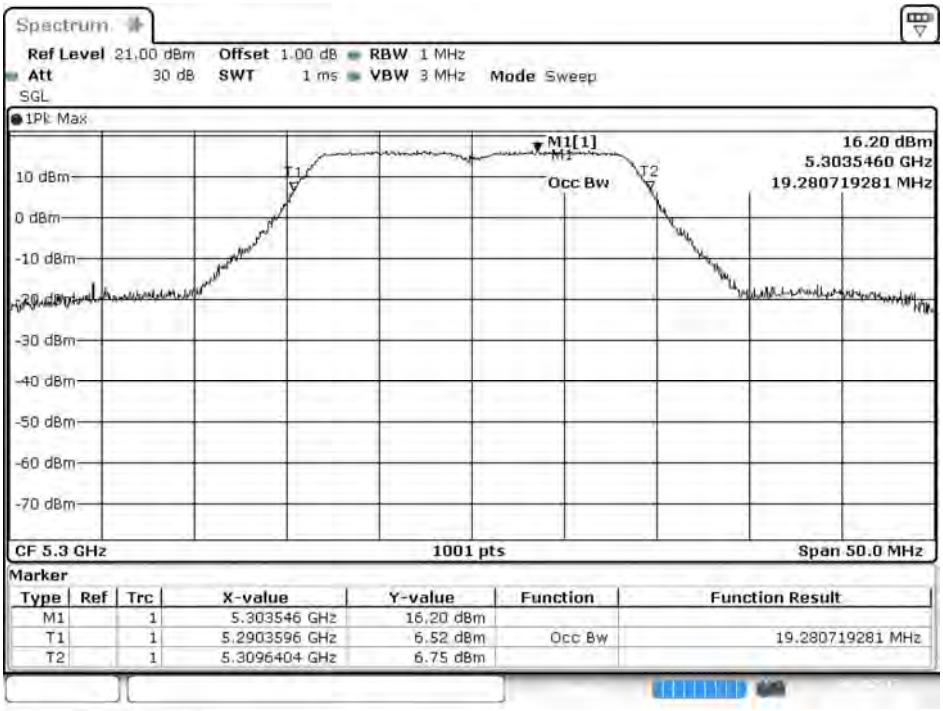

Date: 24.OCT.2017 09:56:15

Channel 60: Chain B

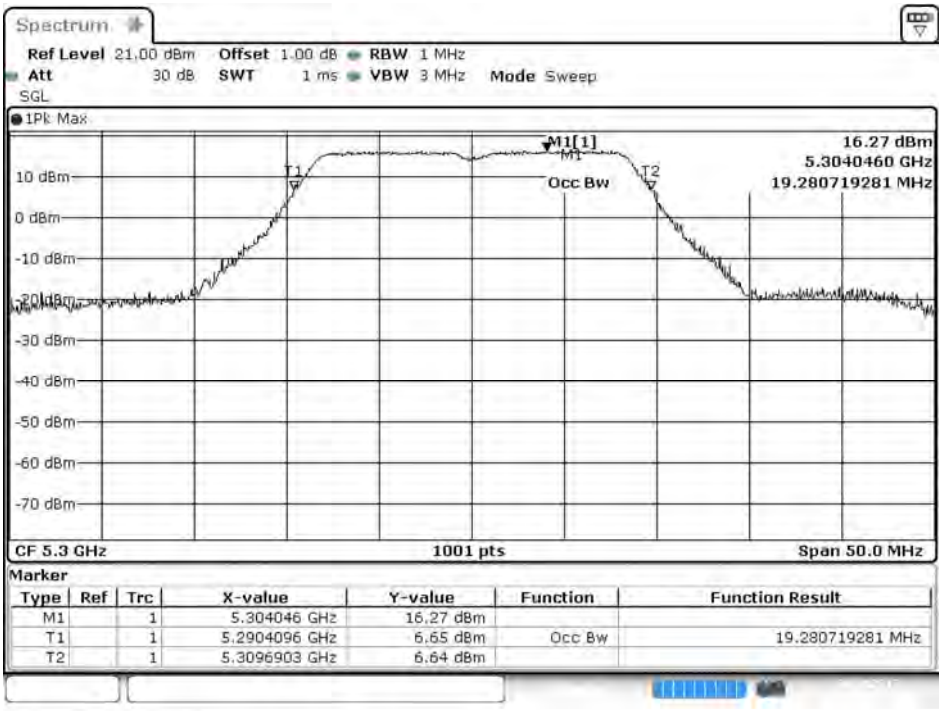

Date: 24.OCT.2017 10:10:58

Channel 64: Chain A

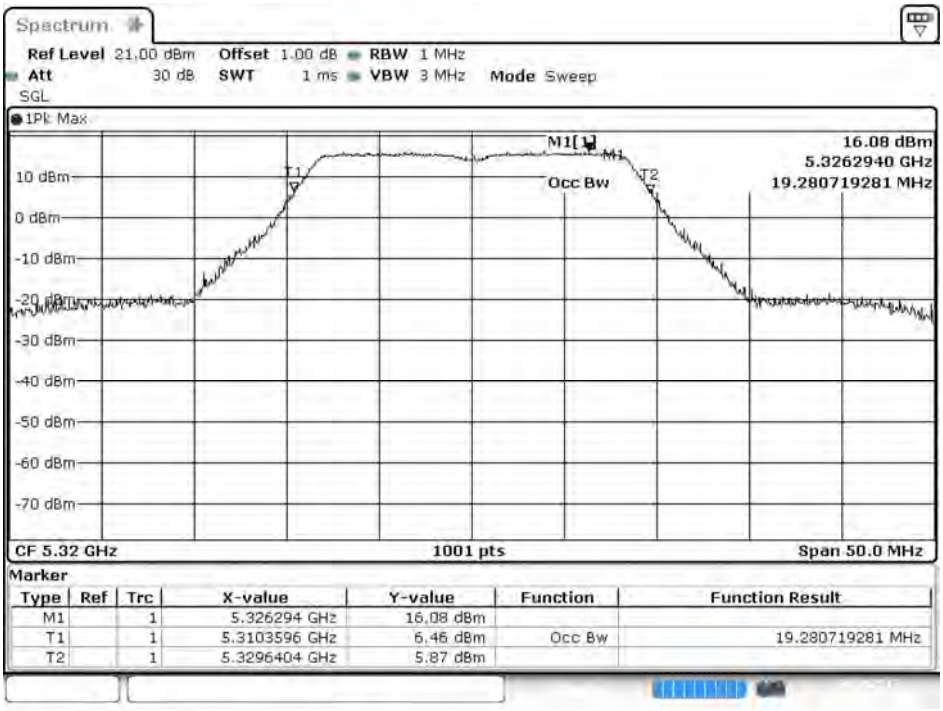

Date: 24.OCT.2017 09:56:51

Channel 64: Chain B

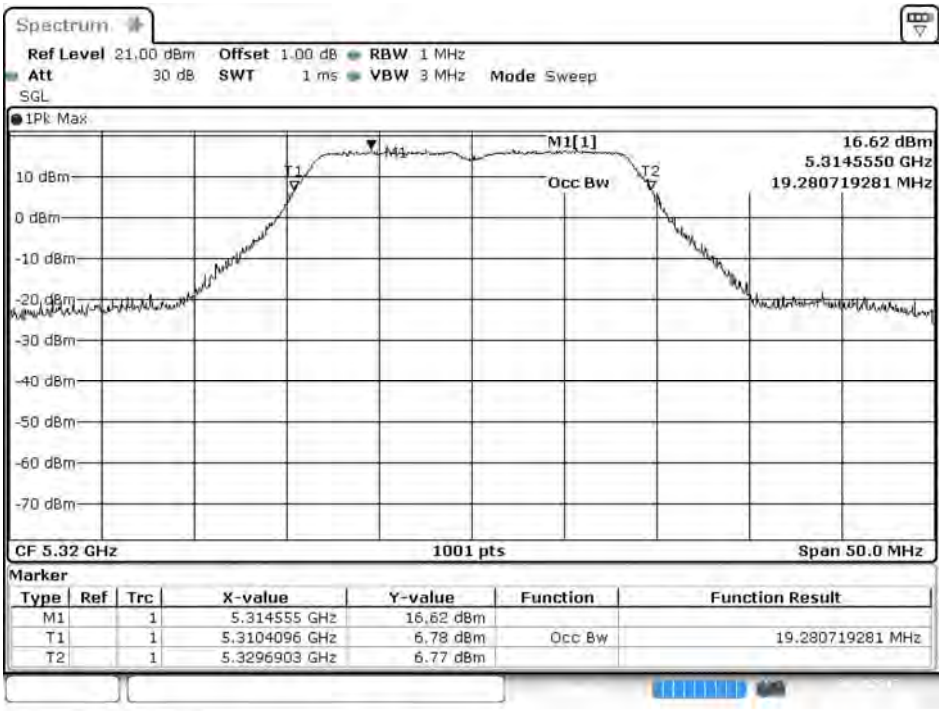

Date: 24.OCT.2017 10:11:38

Channel 100: Chain A

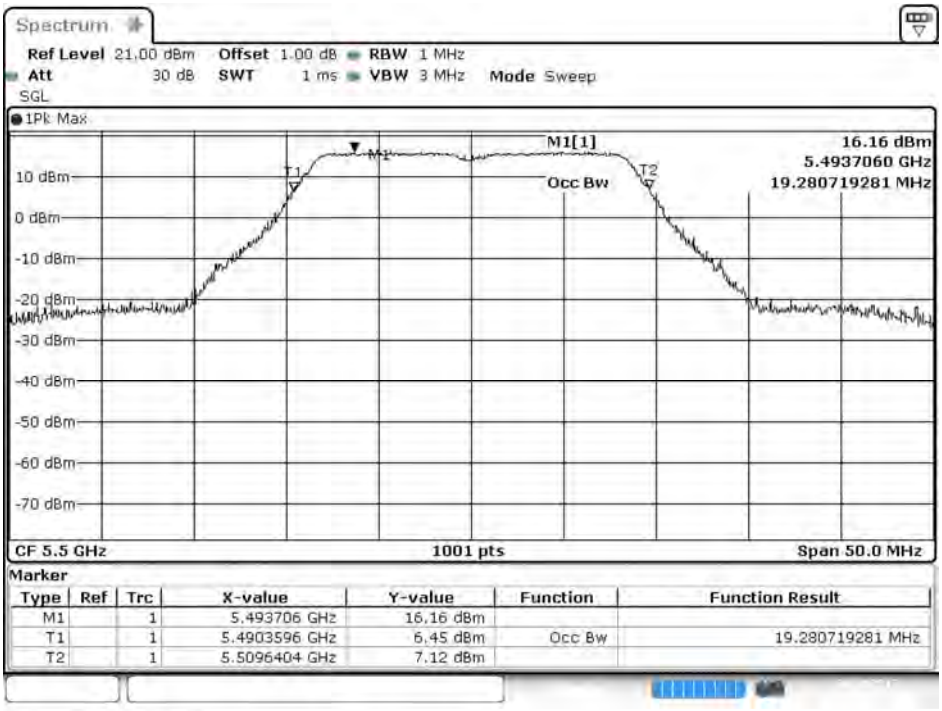

Date: 24.OCT.2017 09:57:28

Channel 100: Chain B

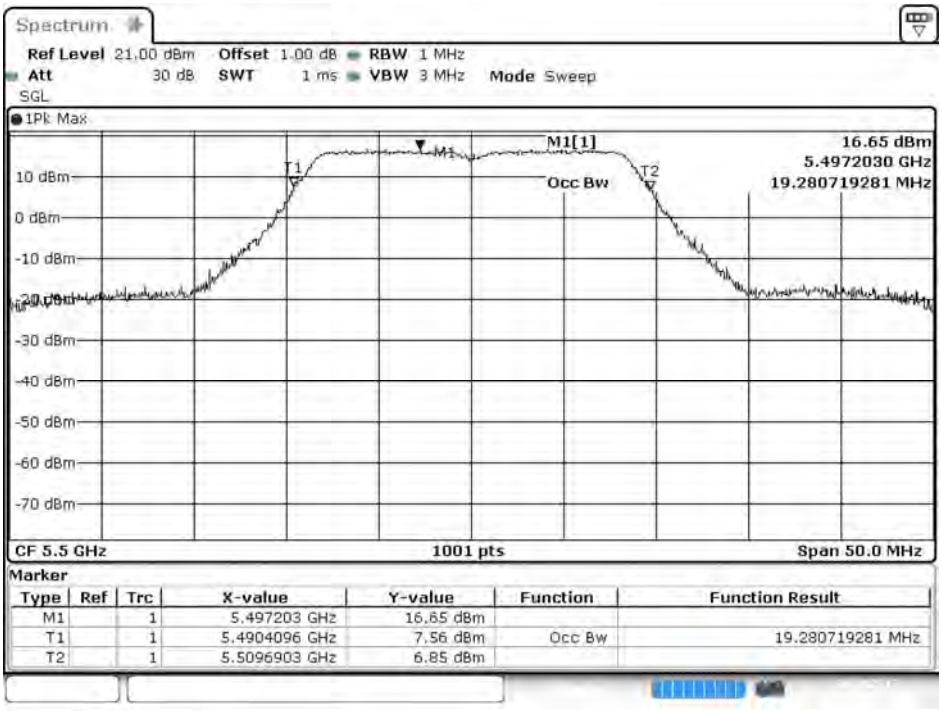

Date: 24.OCT.2017 10:12:13

Channel 116: Chain A

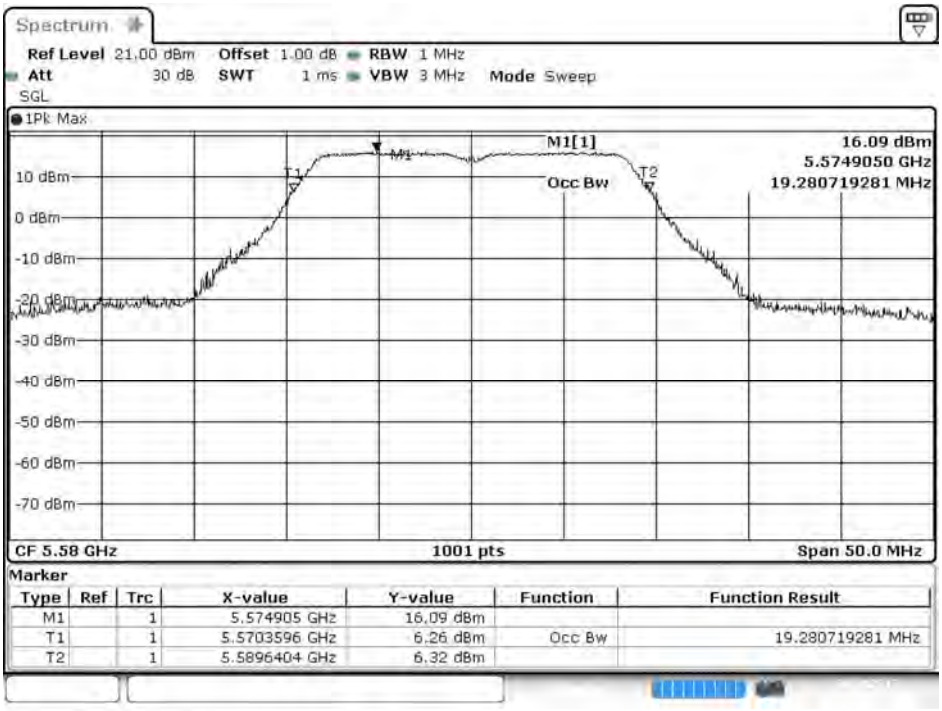

Date: 24.OCT.2017 09:58:04

Channel 116: Chain B

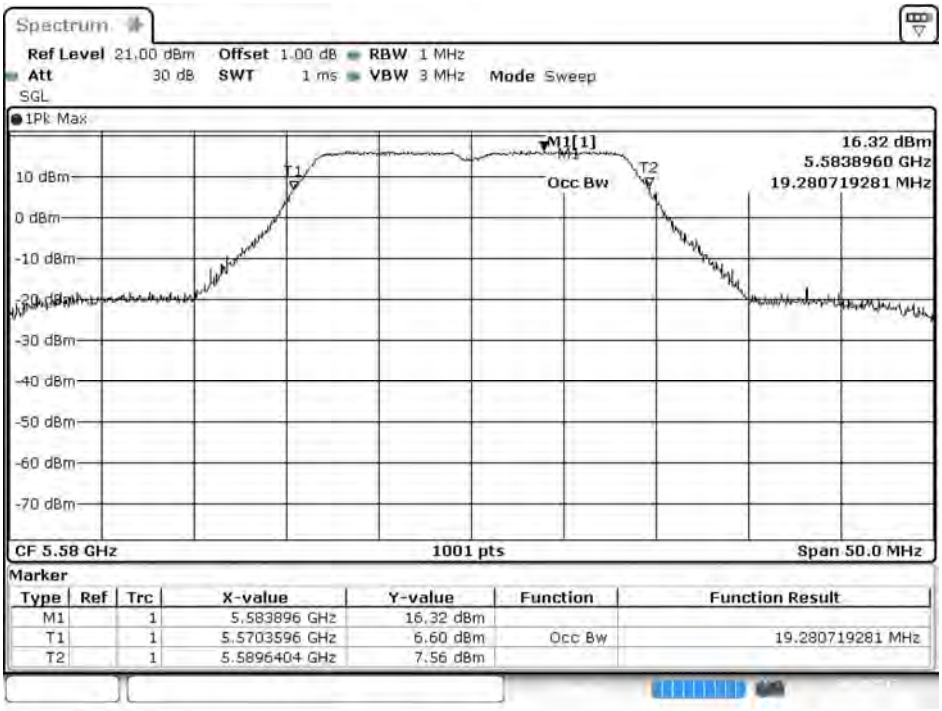

Date: 24.OCT.2017 10:12:52

Channel 140: Chain A

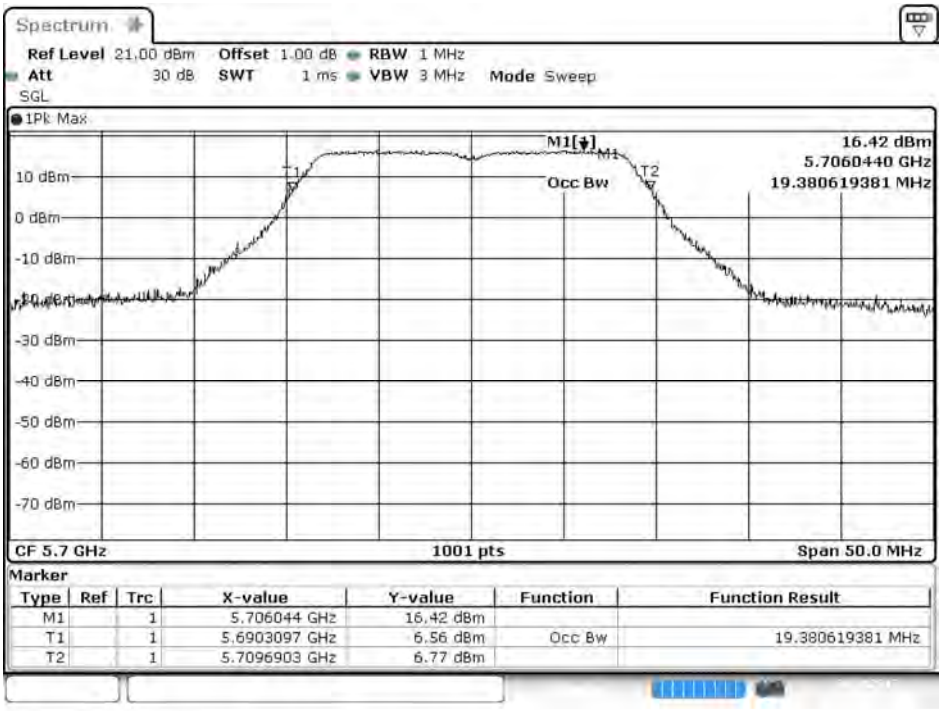

Date: 24.OCT.2017 09:58:38

Channel 140: Chain B

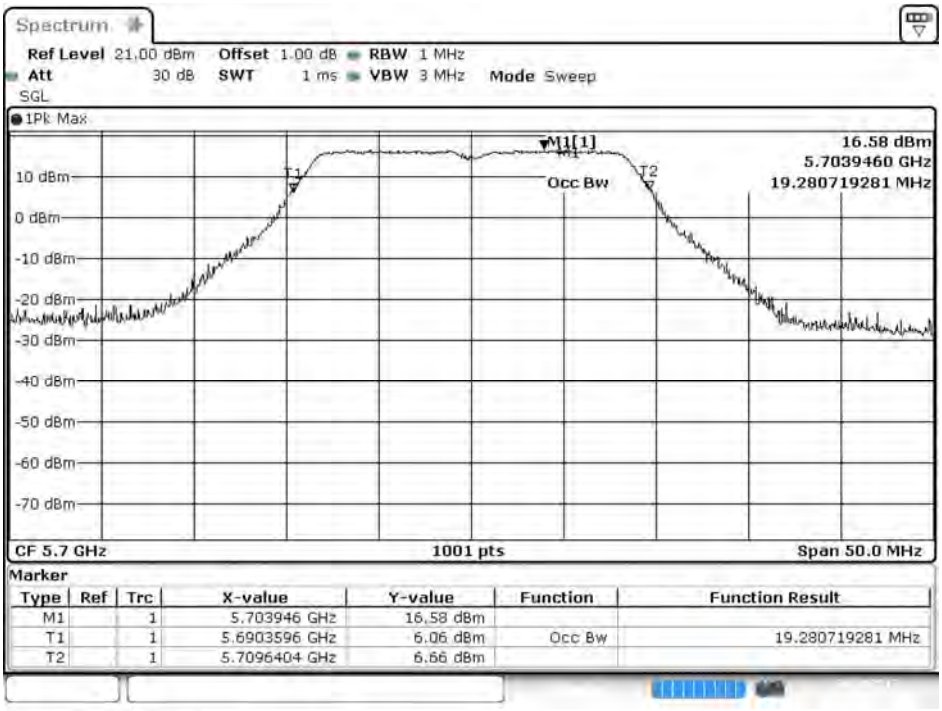

Date: 24.OCT.2017 10:13:54

待測物名稱：Intel® Wireless-AC 9260
待測物型號：9260NGW　　測試項目：峰值發射功率
測試頻道：--　　測試模式：Mode 4: 發射器 802.11n-40BW_Beamforming
6 dB 頻寬：1MHz　　視頻頻寬：3MHz
檢測器：峰值　　環境溫度：21 ℃
測試日期：106 年 10 月 24 日　　環境濕度：53 %

Chain A

Cable loss=1dB		Maximum conducted output power								
Channel No.	Frequency (MHz)	Data Rate (Mbps)								Required Limit
		HT8	HT9	HT10	HT11	HT12	HT13	HT14	HT15	
		Measurement Level (dBm)								
38	5190	18.7	--	--	--	--	--	--	--	<24dBm
46	5230	20.06	19.99	19.92	19.85	19.78	19.71	19.64	19.57	<24dBm
54	5270	19.97	--	--	--	--	--	--	--	<24dBm
62	5310	15.35	15.28	15.21	15.14	15.07	15	14.93	14.86	<24dBm
102	5510	17.15	--	--	--	--	--	--	--	<24dBm
110	5550	20.01	19.94	19.87	19.8	19.73	19.66	19.59	19.52	<24dBm
134	5670	19.77	--	--	--	--	--	--	--	<24dBm
151	5755	19.11	--	--	--	--	--	--	--	<30dBm
159	5795	18.06	17.99	17.92	17.85	17.78	17.71	17.64	17.57	<30dBm

Note: Maximum conducted output power Value =Reading value on average power meter + cable loss

Chain B

Cable loss=1dB		Maximum conducted output power								
Channel No.	Frequency (MHz)	Data Rate (Mbps)								Required Limit
		HT8	HT9	HT10	HT11	HT12	HT13	HT14	HT15	
		Measurement Level (dBm)								
38	5190	18.69	--	--	--	--	--	--	--	<24dBm
46	5230	20.04	19.97	19.9	19.83	19.76	19.69	19.62	19.55	<24dBm
54	5270	19.92	--	--	--	--	--	--	--	<24dBm
62	5310	15.32	15.25	15.18	15.11	15.04	14.97	14.9	14.83	<24dBm
102	5510	17.13	--	--	--	--	--	--	--	<24dBm
110	5550	19.99	19.92	19.85	19.78	19.71	19.64	19.57	19.5	<24dBm
134	5670	19.72	--	--	--	--	--	--	--	<24dBm
151	5755	19.09	--	--	--	--	--	--	--	<30dBm
159	5795	18.04	17.97	17.9	17.83	17.76	17.69	17.62	17.55	<30dBm

Note: Maximum conducted output power Value =Reading value on average power meter + cable loss

Maximum conducted output power Measurement:

Chain A+ B

Channel Number	Frequency (MHz)	99% Bandwidth (MHz)	Chain A Power (dBm)	Chain B Power (dBm)	Output Power (dBm)	Output Power Limit	
						(dBm)	dBm+10log(BW)
38	5190	--	18.7	18.69	21.71	24	--
46	5230	--	20.06	20.04	23.06	24	--
54	5270	36.963	19.97	19.92	22.96	24	26.68
62	5310	37.012	15.35	15.32	18.35	24	26.68
102	5510	37.062	17.15	17.13	20.15	24	26.69
110	5550	37.062	20.01	19.99	23.01	24	26.69
134	5670	37.062	19.77	19.72	22.76	24	26.69
151	5755	--	19.11	19.09	22.11	30	--
159	5795	--	18.06	18.04	21.06	30	--

Note:

1. Output Power (dBm) = 10LOG (Chain A Power (mW)+ Chain B Power (mW))
2. 99% Bandwidth is the bandwidth of chain A or chain B whichever is less bandwidth, output power limitation is more stringent.

99% Occupied Bandwidth:

Channel 54: Chain A

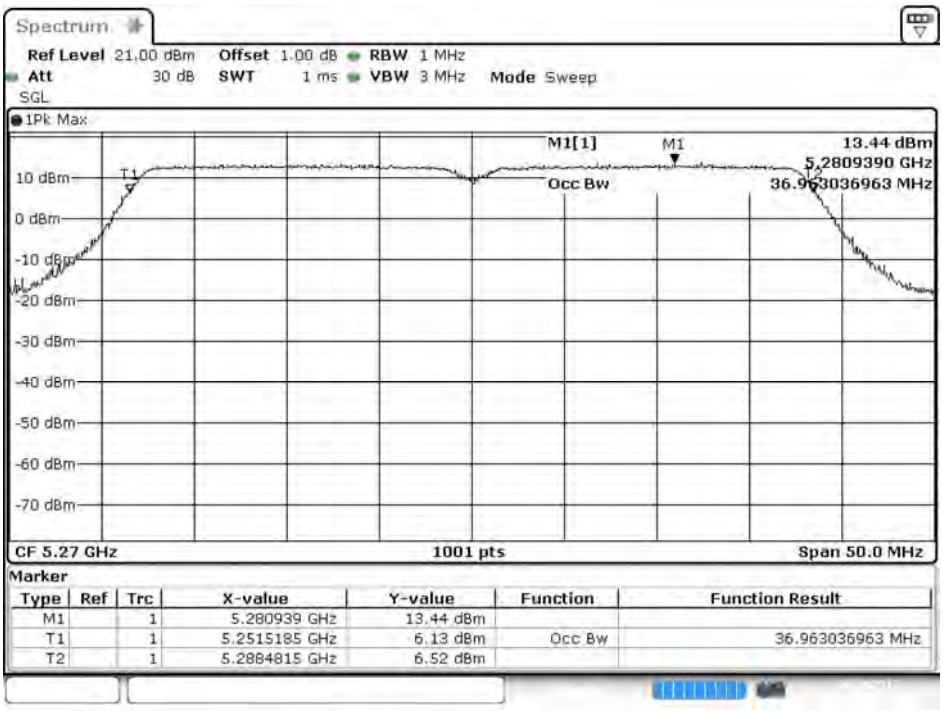

Date: 24.OCT.2017 09:58:16

Channel 54: Chain B

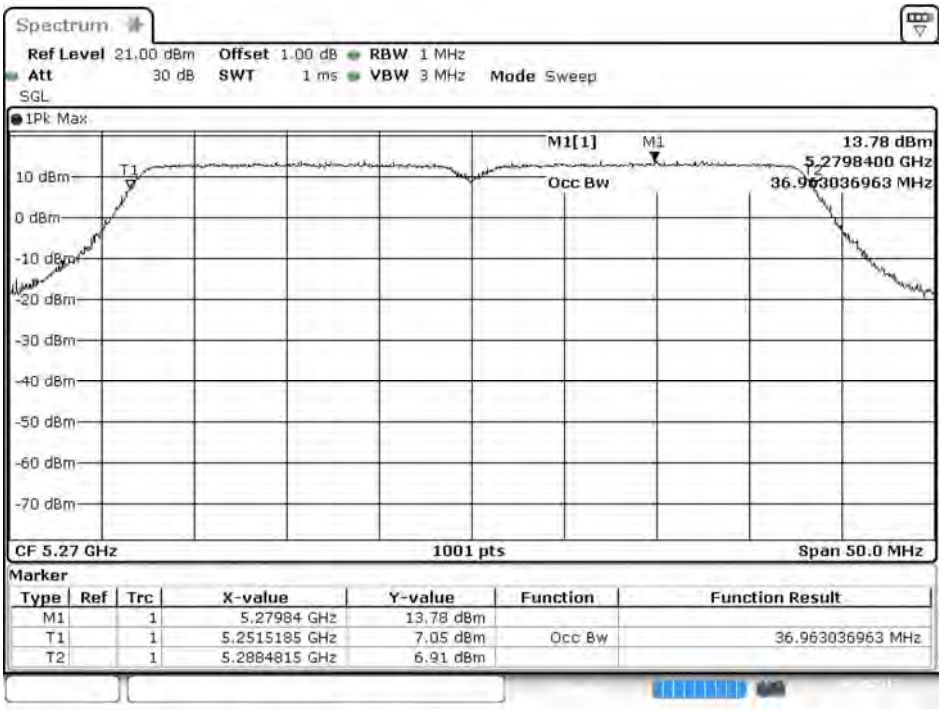

Date: 24.OCT.2017 10:14:33

Channel 62: Chain A

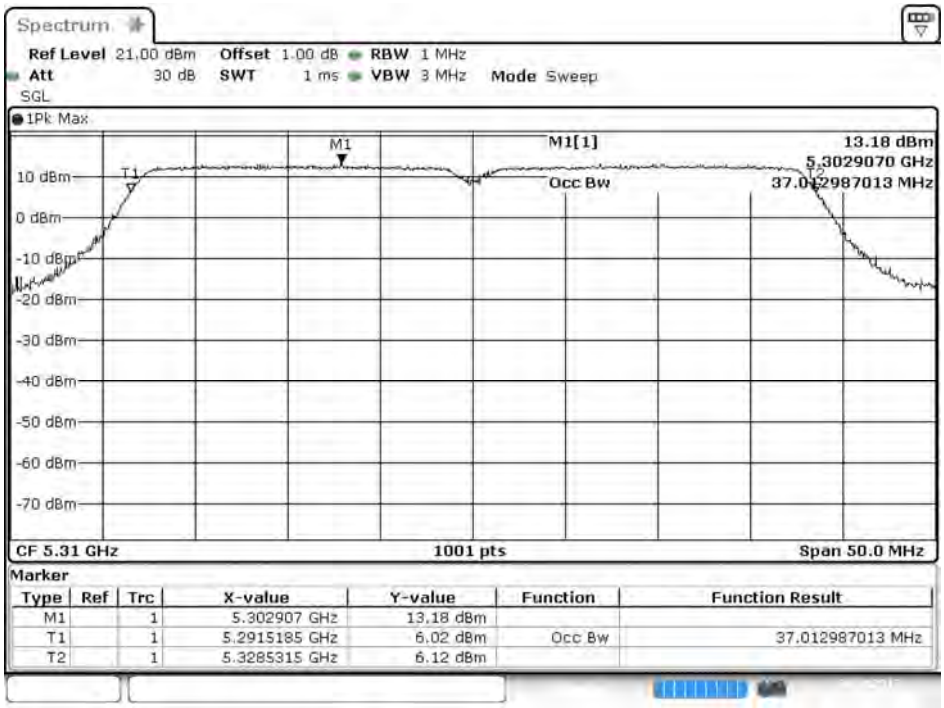

Date: 24.OCT.2017 09:59:49

Channel 62: Chain B

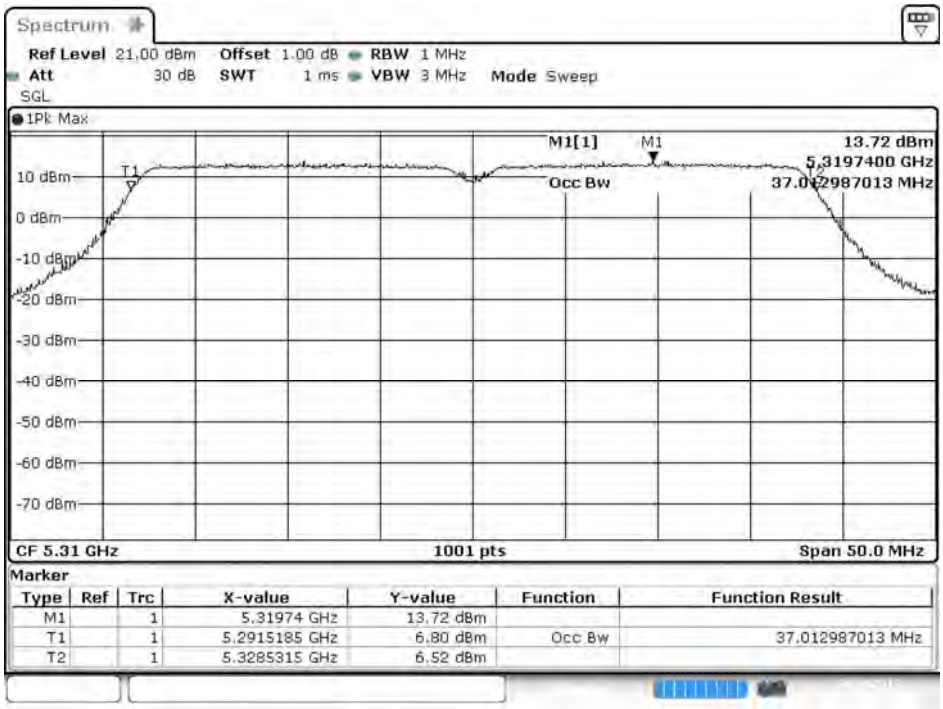

Date: 24.OCT.2017 10:15:07

Channel 102: Chain A

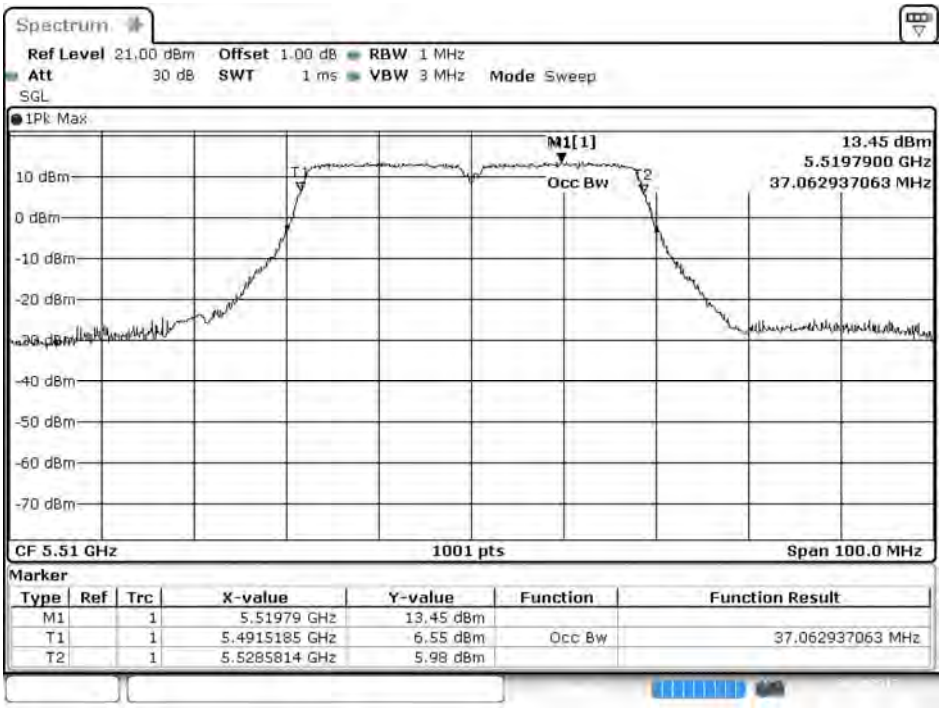

Date: 24.OCT.2017 10:00:22

Channel 102: Chain B

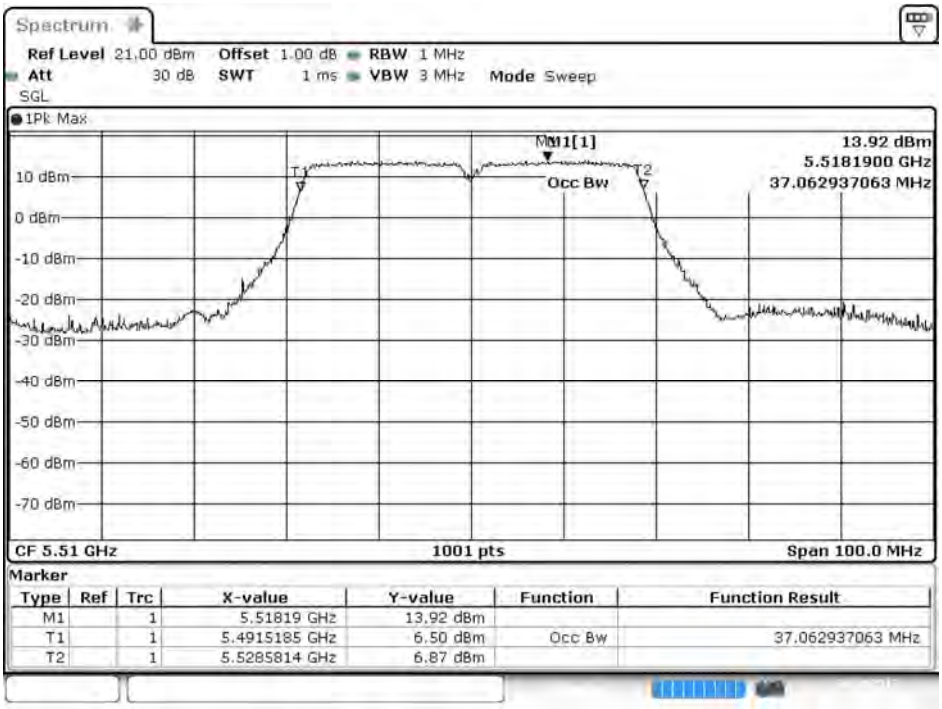

Date: 24.OCT.2017 10:15:51

Channel 110: Chain A

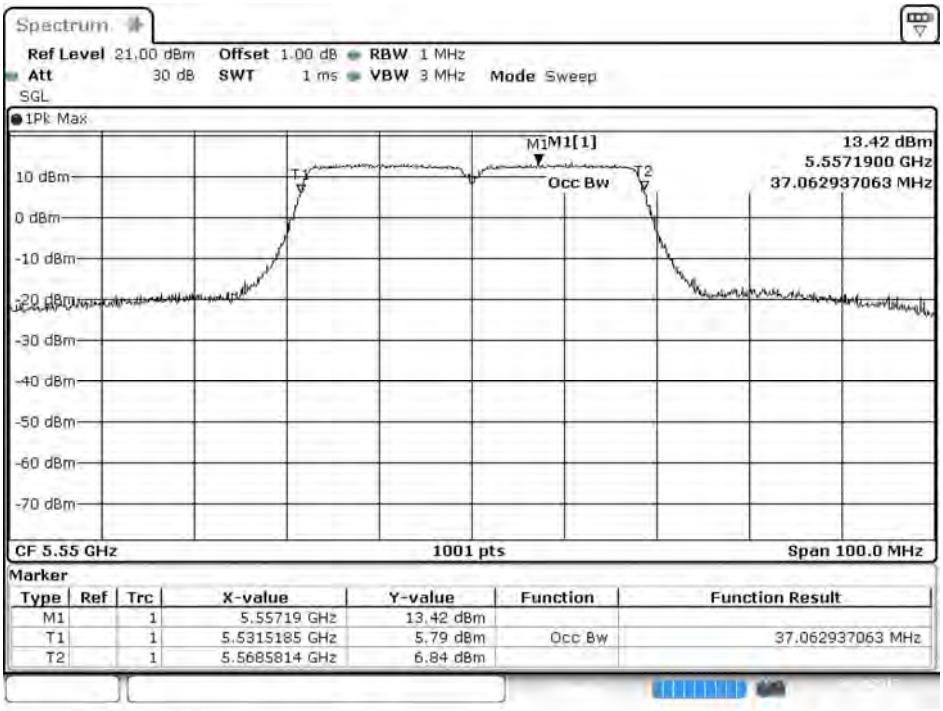

Date: 24.OCT.2017 10:01:13

Channel 110: Chain B

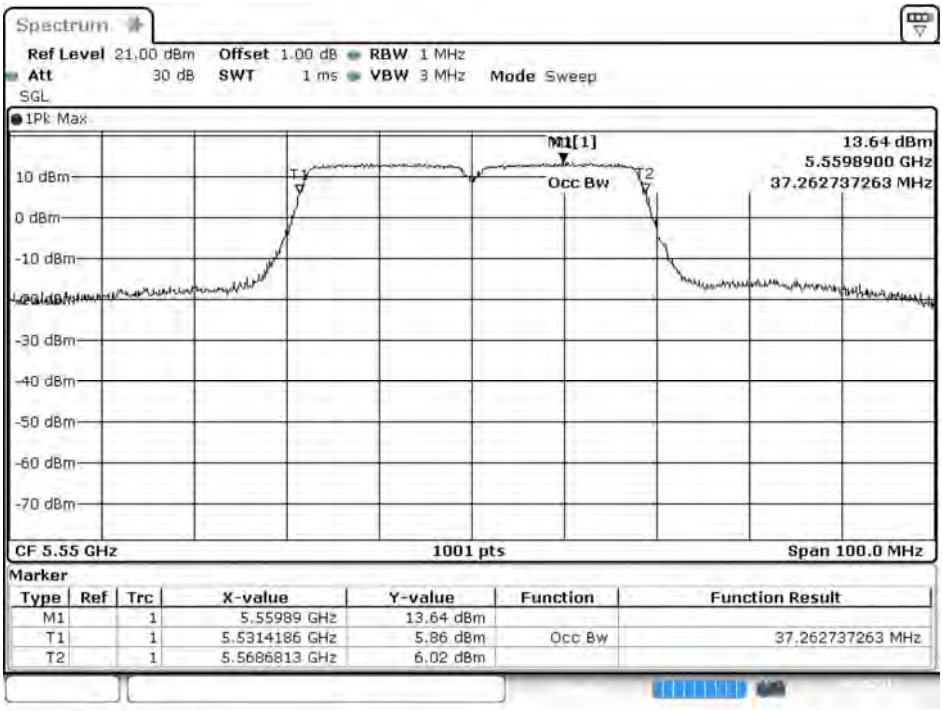

Date: 24.OCT.2017 10:16:32

Channel 134: Chain A

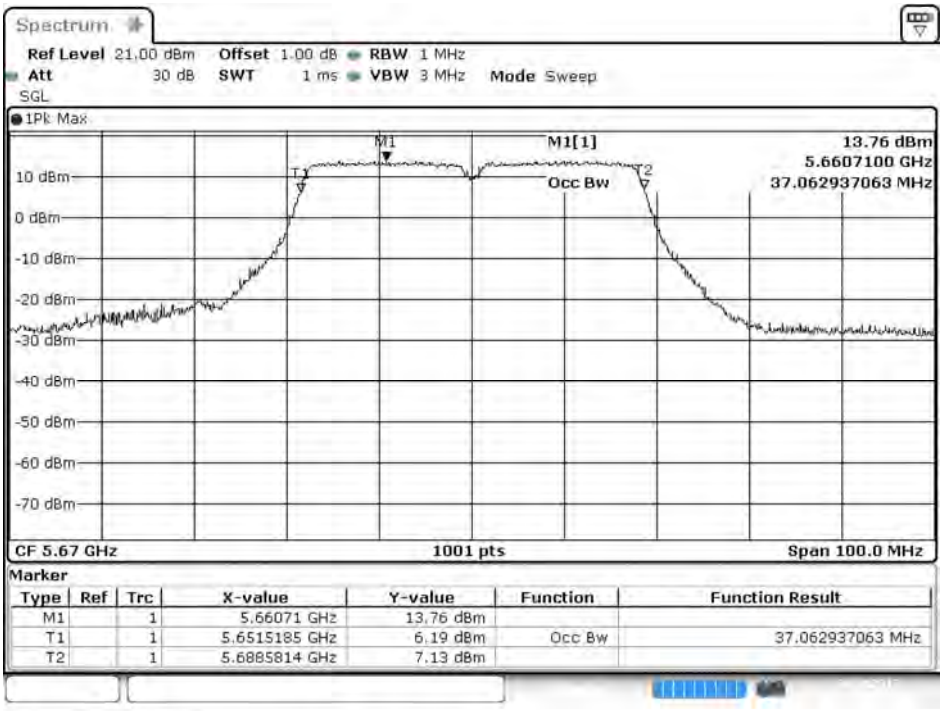

Date: 24.OCT.2017 10:02:13

Channel 134: Chain B

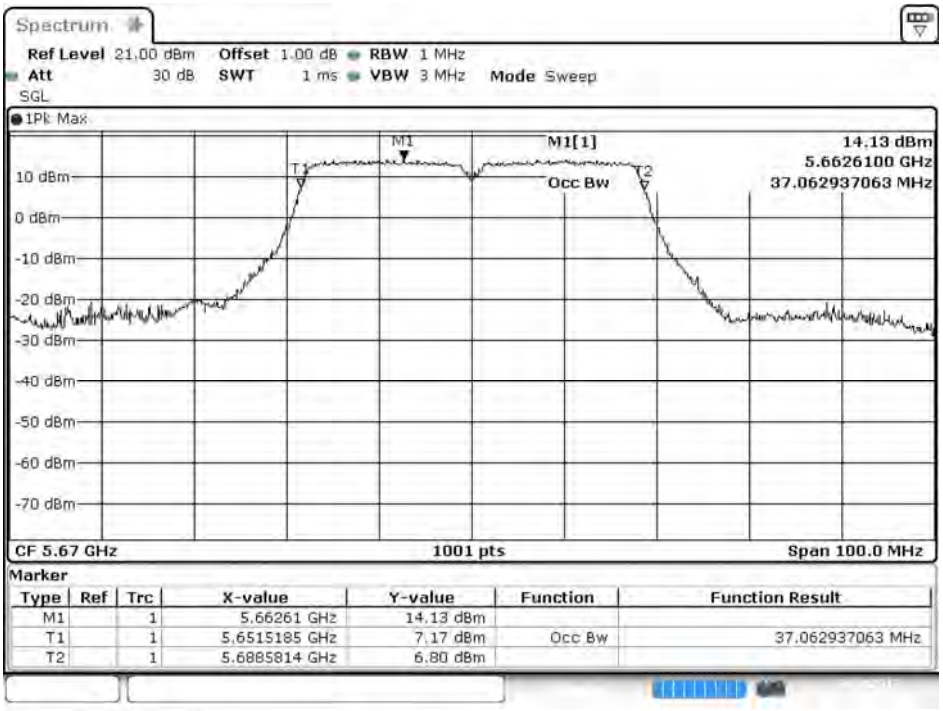

Date: 24.OCT.2017 10:17:06

待測物名稱：Intel® Wireless-AC 9260
待測物型號：9260NGW　　測試項目：峰值發射功率
測試頻道：--　　測試模式：Mode 4: 發射器 802.11ac-20BW_Beamforming
6 dB 頻寬：1MHz　　視頻頻寬：3MHz
檢測器：峰值　　環境溫度：21 ℃
測試日期：106 年 09 月 20 日　　環境濕度：53 %

Chain A

Cable loss=1dB		Maximum conducted output power								
Channel No.	Frequency (MHz)	Data Rate (Mbps)								Required Limit
		HT8	HT9	HT10	HT11	HT12	HT13	HT14	HT15	
		Measurement Level (dBm)								
144 (Band3)	5720	18.08	18.01	17.94	17.87	17.8	17.73	17.66	17.59	<24dBm
144 (Band4)	5720	12.72	12.65	12.58	12.51	12.44	12.37	12.3	12.23	<30dBm

Note: Maximum conducted output power Value =Reading value on Spectrum Analyzer + cable loss

Chain B

Cable loss=1dB		Maximum conducted output power								
Channel No.	Frequency (MHz)	Data Rate (Mbps)								Required Limit
		HT8	HT9	HT10	HT11	HT12	HT13	HT14	HT15	
		Measurement Level (dBm)								
144 (Band3)	5720	18.05	17.98	17.91	17.84	17.77	17.7	17.63	17.56	<24dBm
144 (Band4)	5720	12.52	12.45	12.38	12.31	12.24	12.17	12.1	12.03	<30dBm

Note: Maximum conducted output power Value =Reading value on Spectrum Analyzer + cable loss

Maximum conducted output power Measurement:

Chain A+ B

Channel No	Frequency Range	99% Bandwidth	Chain A Power	Chain B Power	Output Power	Output Power Limit		Result
	(MHz)	(MHz)	(dBm)	(dBm)	(dBm)	(dBm)	dBm+10log(BW)	
144(Band3)	5720	14.740	18.080	18.050	21.08	24	22.68	Pass
144(Band4)	5720	--	12.720	12.520	15.63	30	--	Pass

Note:

1. Output Power (dBm) = 10LOG (Chain A Power (mW)+ Chain B Power (mW))
2. 99% Bandwidth is the bandwidth of chain A or chain B whichever is less bandwidth, output power limitation is more stringent.

99% Occupied Bandwidth:

Channel 144: Chain A

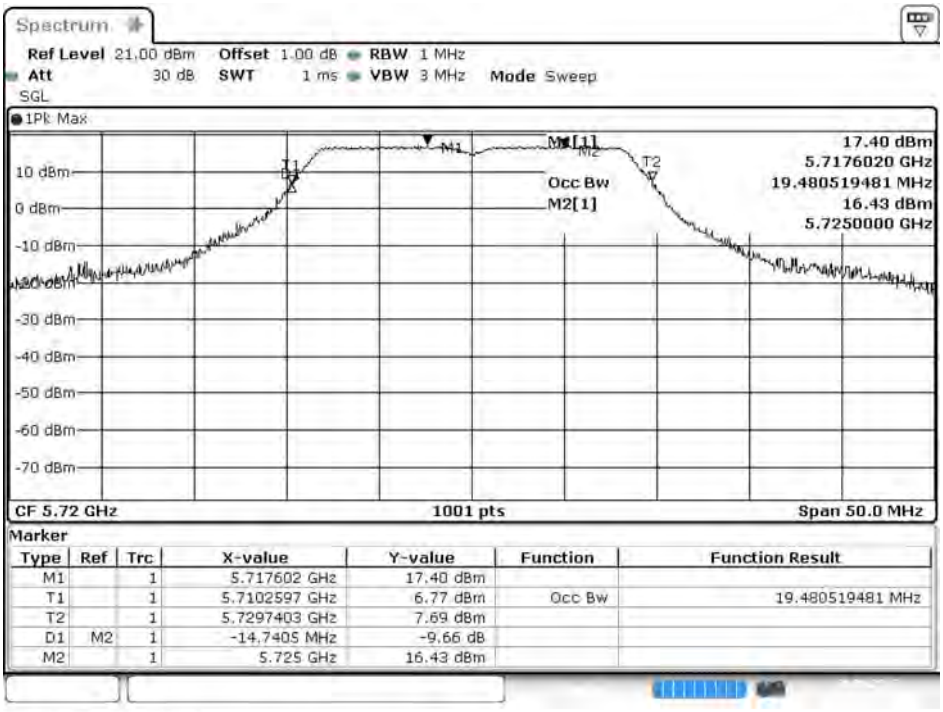

Date: 20.SEP.2017 15:05:25

Channel 144: Chain B

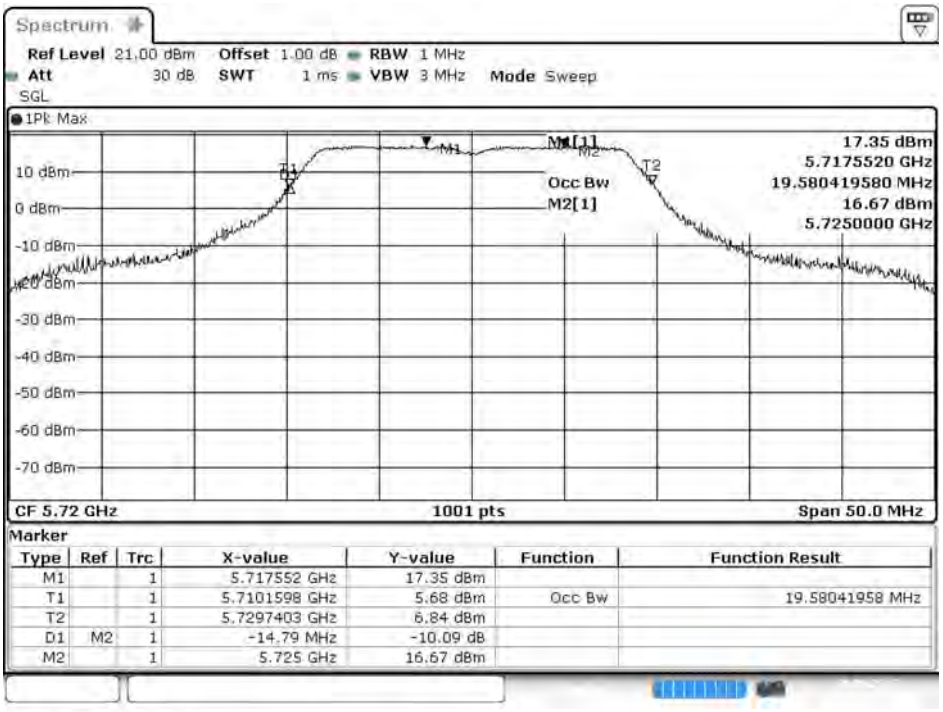

Date: 20.SEP.2017 15:24:53

Maximum conducted output power:

Channel 144 (Band3) (Chain A)

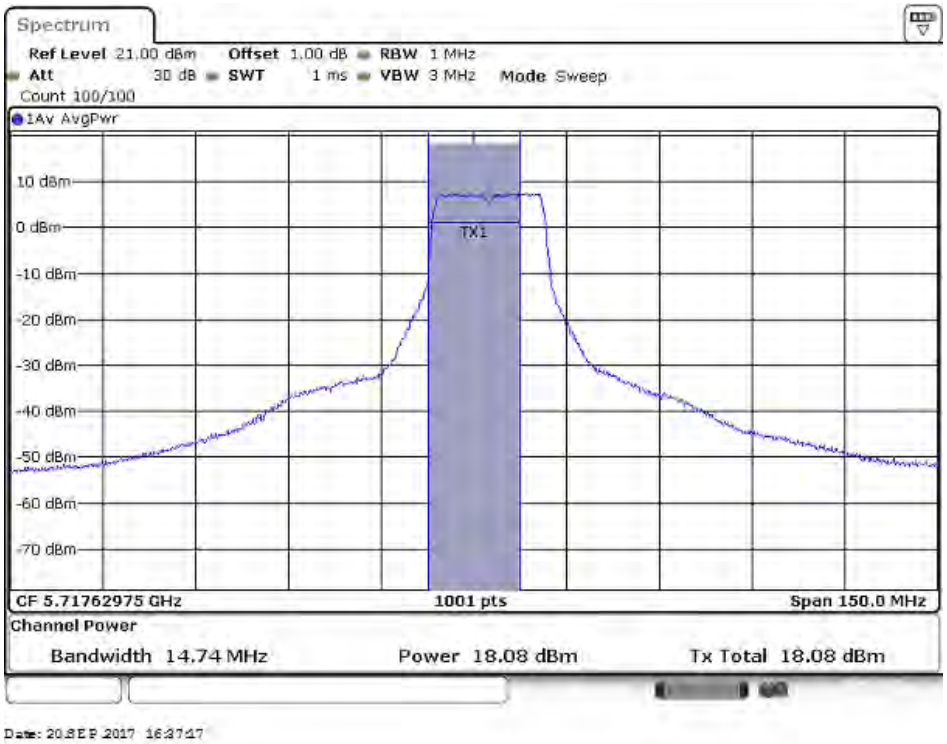

Date: 20.SEP.2017 16:27:47

Channel 144 (Band3) (Chain A)

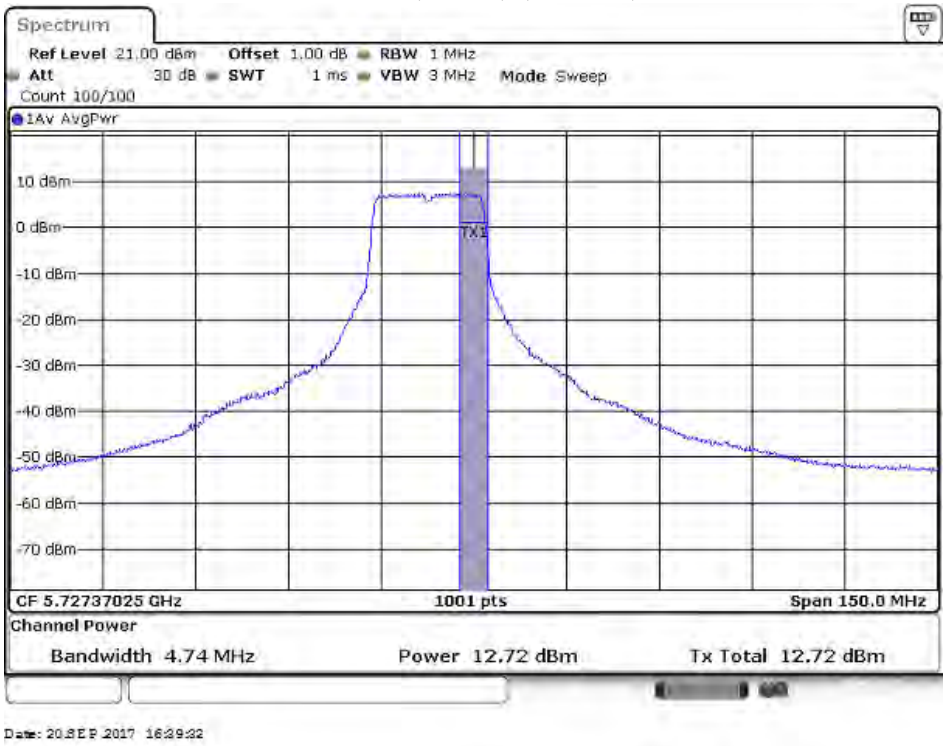

Date: 20.SEP.2017 16:29:22

Channel 144 (Band4) (Chain B)

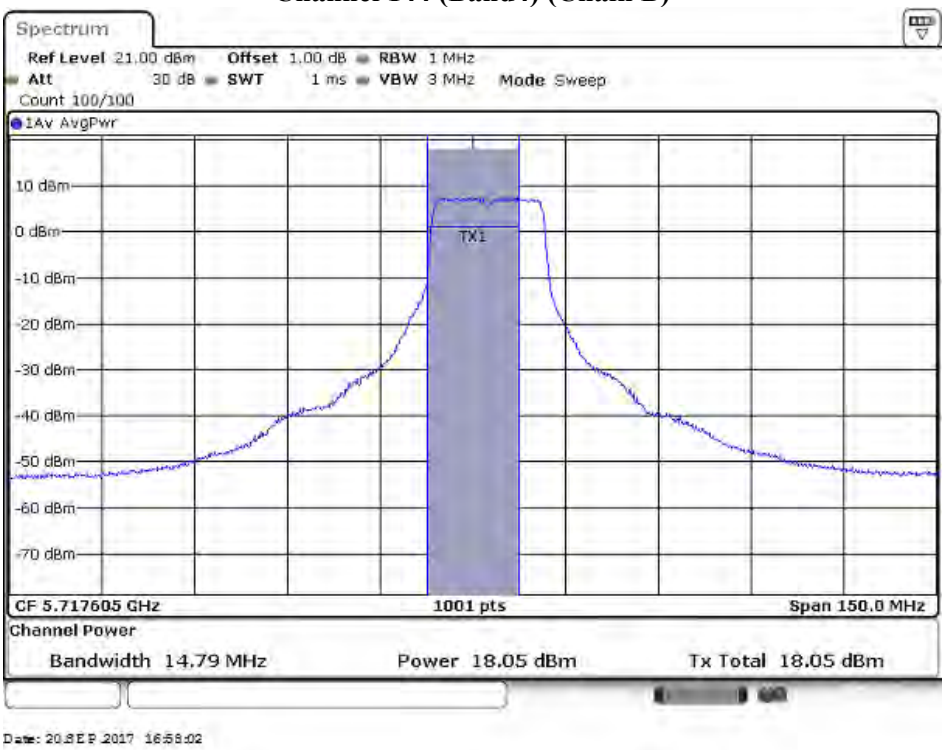

Date: 20.SEP.2017 16:58:02

Channel 144 (Band4) (Chain B)

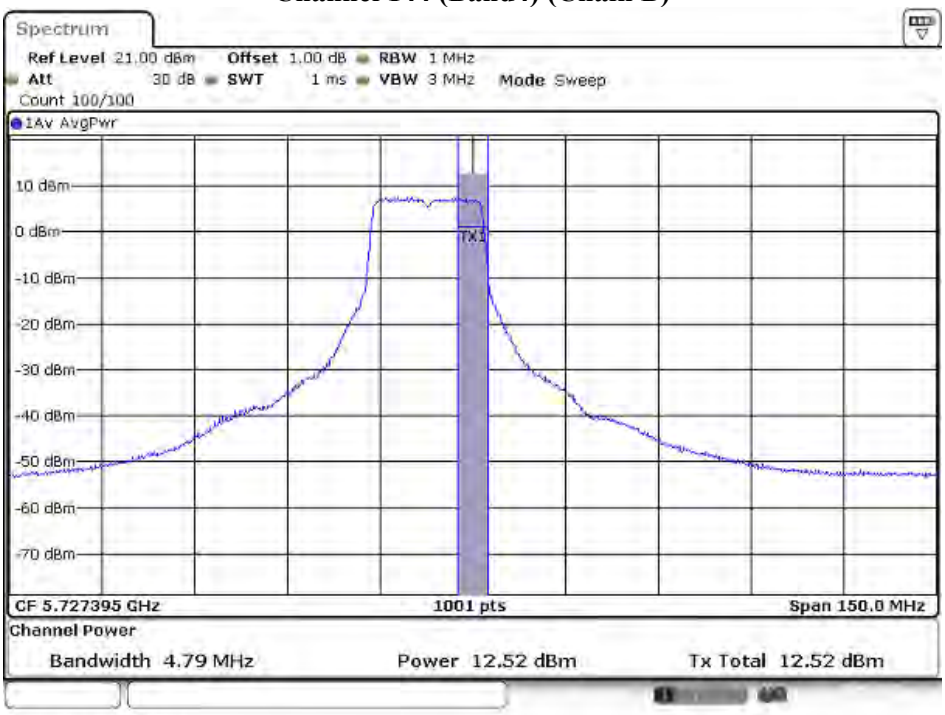

Date: 20.SEP.2017 17:00:22

待測物名稱：Intel® Wireless-AC 9260
待測物型號：9260NGW　　測 試 項 目 ：峰值發射功率
測 試 頻 道 ：--　　測 試 模 式 ：Mode 4: 發射器 802.11ac-40BW_Beamforming
6 dB 頻寬：1MHz　　視 頻 頻 寬 ：3MHz
檢 測 器 ：峰值　　環 境 溫 度 ：21 ℃
測 試 日 期 ：106 年 09 月 20 日　　環 境 濕 度 ：53 %

Chain A

Cable loss=1dB		Maximum conducted output power								
Channel No	Frequency (MHz)	Data Rate (Mbps)								Required Limit
		HT8	HT9	HT10	HT11	HT12	HT13	HT14	HT15	
142F(Band3)	5710	20.82	20.75	20.68	20.61	20.54	20.47	20.4	20.33	<24dBm
142F(Band4)	5710	10.78	10.71	10.64	10.57	10.5	10.43	10.36	10.29	<30dBm

Note: Maximum conducted output power Value =Reading value on Spectrum Analyzer + cable loss

Chain B

Cable loss=1dB		Maximum conducted output power								
Channel No	Frequency (MHz)	Data Rate (Mbps)								Required Limit
		HT8	HT9	HT10	HT11	HT12	HT13	HT14	HT15	
142F(Band3)	5710	20.64	20.57	20.5	20.43	20.36	20.29	20.22	20.15	<24dBm
142F(Band4)	5710	10.69	10.62	10.55	10.48	10.41	10.34	10.27	10.2	<30dBm

Note: Maximum conducted output power Value =Reading value on Spectrum Analyzer + cable loss

Maximum conducted output power Measurement:

Chain A+ B

Channel No	Frequency Range	99% Bandwidth	Chain A Power	Chain B Power	Output Power	Output Power Limit		Result
	(MHz)	(MHz)	(dBm)	(dBm)	(dBm)	(dBm)	dBm+10log(BW)	
142F(Band3)	5710	33.580	20.820	20.640	23.74	24	26.26	Pass
142F(Band4)	5710	--	10.780	10.690	13.75	30	--	Pass

Note:

1. Output Power (dBm) = 10LOG (Chain A Power (mW)+ Chain B Power (mW))
2. 99% Bandwidth is the bandwidth of chain A or chain B whichever is less bandwidth, output power limitation is more stringent.

99% Occupied Bandwidth:

Channel 142: Chain A

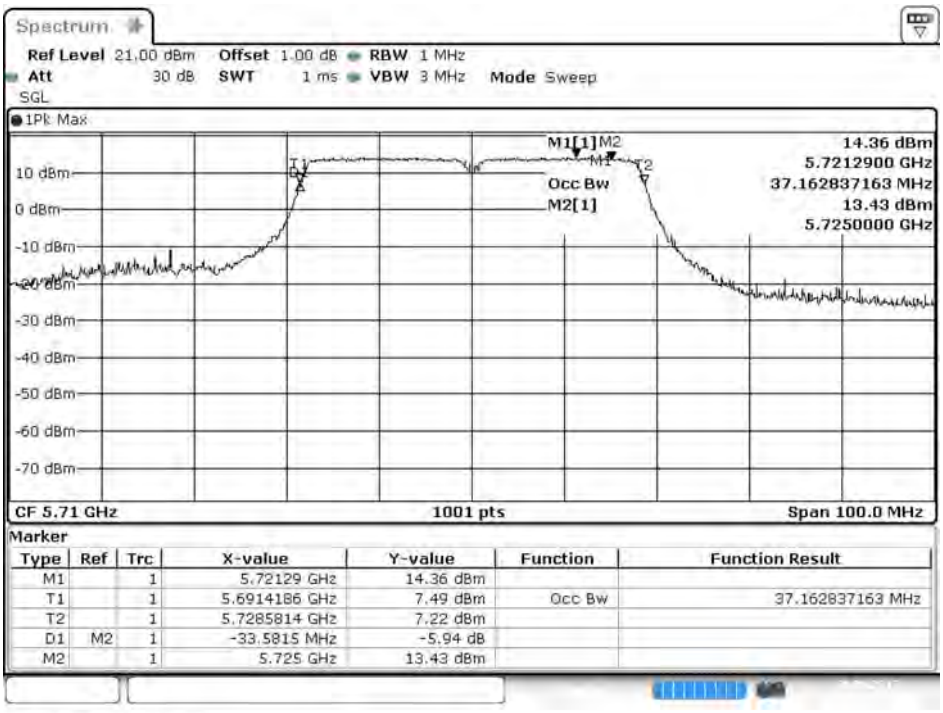

Date: 20.SEP.2017 15:07:04

Channel 142: Chain B

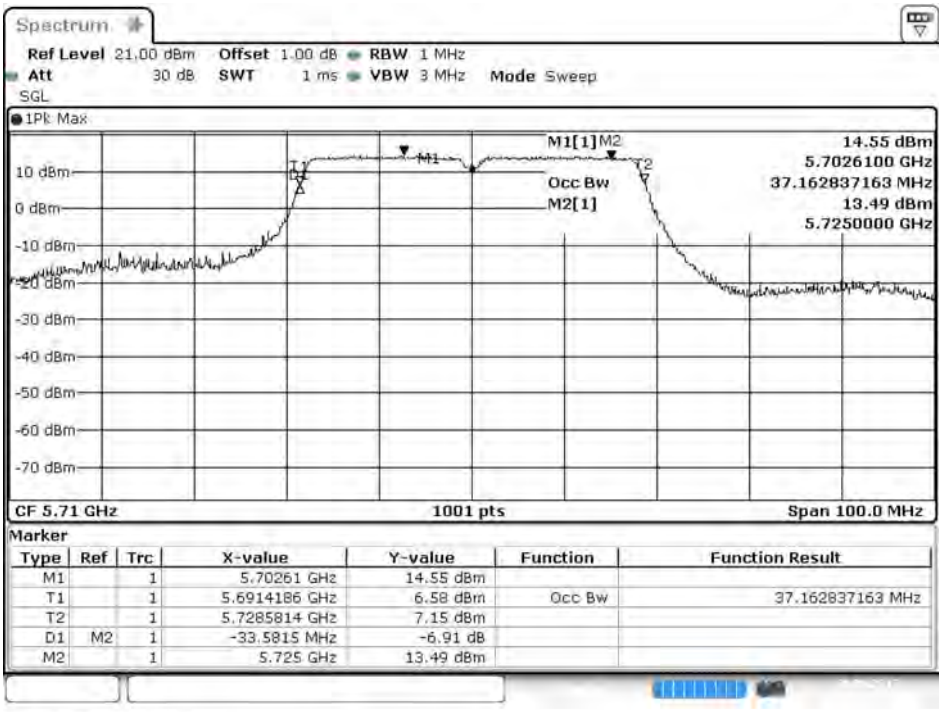

Date: 20.SEP.2017 15:26:42

Maximum conducted output power:

Channel 142 (Band3) (Chain A)

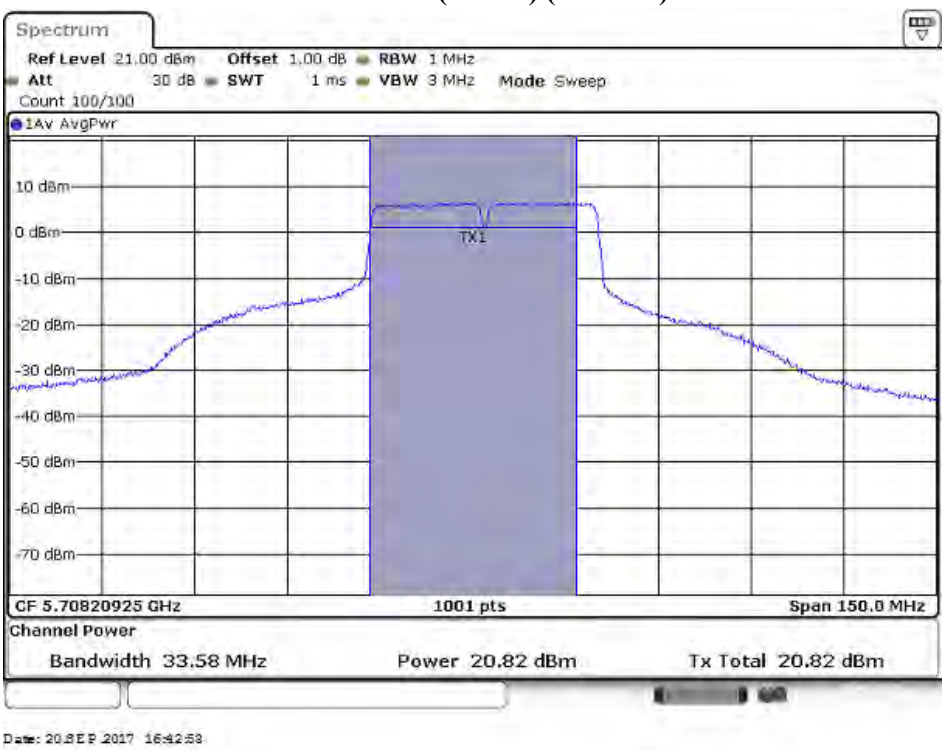

Date: 20.SEP.2017 16:42:53

Channel 142 (Band4) (Chain A)

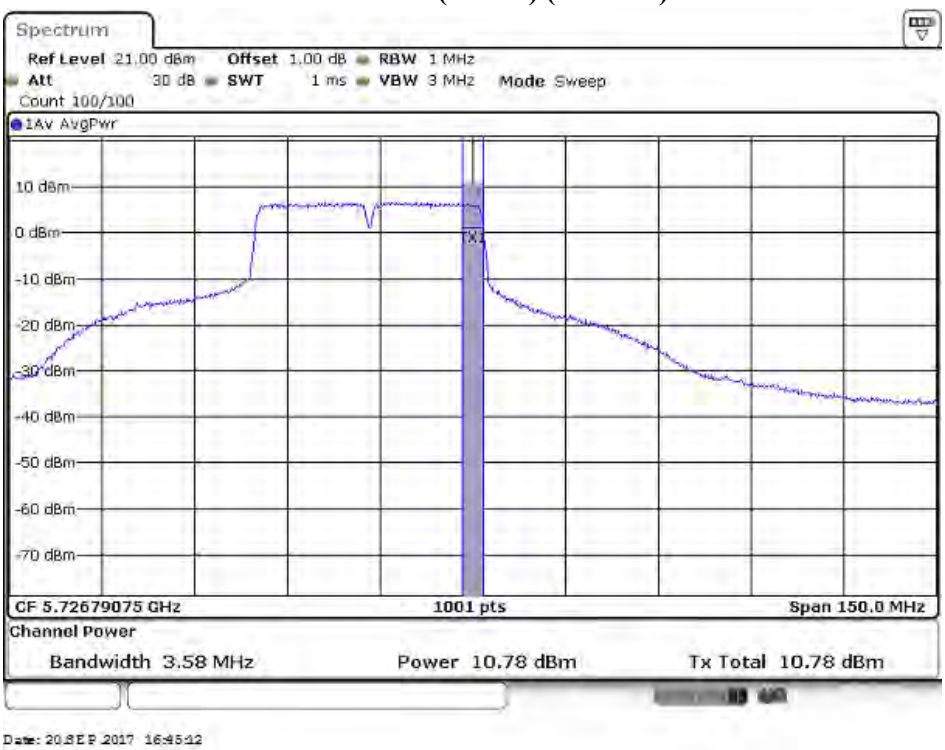

Date: 20.SEP.2017 16:45:12

Channel 142 (Band3) (Chain B)

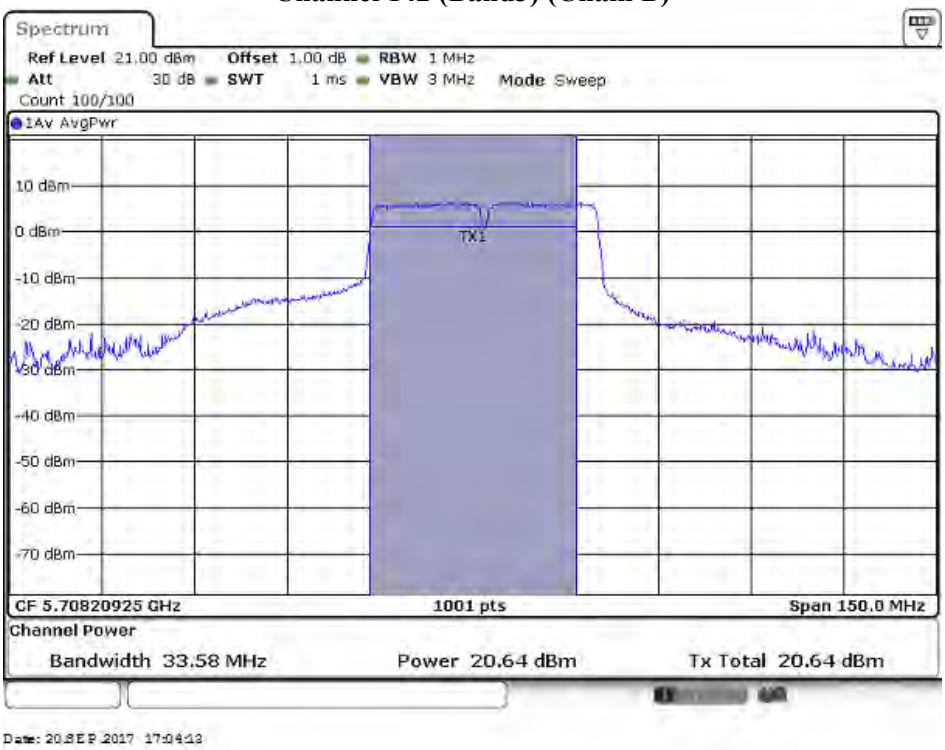

Date: 20.SEP.2017 17:04:13

Channel 142 (Band4) (Chain B)

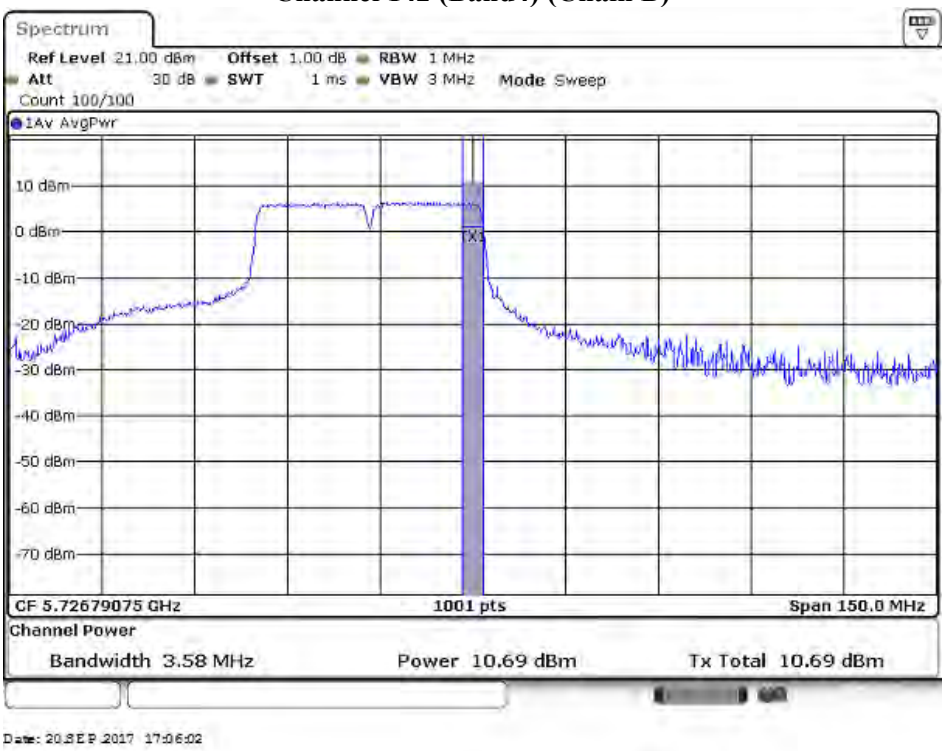

Date: 20.SEP.2017 17:06:02

待測物名稱：Intel® Wireless-AC 9260
待測物型號：9260NGW　　測試項目：峰值發射功率
測試頻道：--　　測試模式：Mode 4: 發射器 802.11ac-80BW_Beamforming
6 dB 頻寬：1MHz　　視頻頻寬：3MHz
檢測器：峰值　　環境溫度：21 ℃
測試日期：106 年 09 月 20 日　　環境濕度：53 %

Chain A

Cable loss=1dB		Maximum conducted output power										
Channel No	Frequency (MHz)	Data Rate (Mbps)										Required Limit
		VTH0	VTH1	VTH2	VTH3	VTH4	VTH5	VTH6	VTH7	VTH8	VTH9	
42	5210	17.55	17.48	17.41	17.34	17.27	17.20	17.13	17.06	16.99	16.92	<24dBm
58	5290	16.37	16.30	16.23	16.16	16.09	16.02	15.95	15.88	15.81	15.74	<24dBm
106	5530	17.6	17.53	17.46	17.39	17.32	17.25	17.18	17.11	17.04	16.97	<24dBm
122	5610	19.96	19.89	19.82	19.75	19.68	19.61	19.54	19.47	19.40	19.33	<24dBm
138(Band3)	5690	19.9	19.83	19.76	19.69	19.62	19.55	19.48	19.41	19.34	19.27	<24dBm
138(Band4)	5690	2.99	2.92	2.85	2.78	2.71	2.64	2.57	2.50	2.43	2.36	<30dBm
155	5775	17.72	17.65	17.58	17.51	17.44	17.37	17.30	17.23	17.16	17.09	<30dBm

Note: Maximum conducted output power Value =Reading value on Spectrum Analyzer + cable loss

Chain B

Cable loss=1dB		Maximum conducted output power										
Channel No	Frequency (MHz)	Data Rate (Mbps)										Required Limit
		VTH0	VTH1	VTH2	VTH3	VTH4	VTH5	VTH6	VTH7	VTH8	VTH9	
42	5210	17.47	17.40	17.33	17.26	17.19	17.12	17.05	16.98	16.91	16.84	<24dBm
58	5290	16.82	16.75	16.68	16.61	16.54	16.47	16.40	16.33	16.26	16.19	<24dBm
106	5530	17.78	17.71	17.64	17.57	17.50	17.43	17.36	17.29	17.22	17.15	<24dBm
122	5610	19.95	19.88	19.81	19.74	19.67	19.60	19.53	19.46	19.39	19.32	<24dBm
138(Band3)	5690	19.97	19.90	19.83	19.76	19.69	19.62	19.55	19.48	19.41	19.34	<24dBm
138(Band4)	5690	2.86	2.79	2.72	2.65	2.58	2.51	2.44	2.37	2.30	2.23	<30dBm
155	5775	17.75	17.68	17.61	17.54	17.47	17.40	17.33	17.26	17.19	17.12	<30dBm

Note: Maximum conducted output power Value =Reading value on Spectrum Analyzer + cable loss

Maximum conducted output power Measurement
Chain A+ B

Channel No	Frequency Range	99% Bandwidth	Chain A Power	Chain B Power	Output Power	Output Power Limit		Result
	(MHz)	(MHz)	(dBm)	(dBm)	(dBm)	(dBm)	dBm+10log(BW)	
42	5210	--	17.550	17.470	20.52	24	--	Pass
58	5290	75.330	16.370	16.820	19.61	24	29.77	Pass
106	5530	75.330	17.600	17.780	20.70	24	29.77	Pass
122	5610	75.330	19.960	19.950	22.97	24	29.77	Pass
138(Band3)	5690	72.760	19.900	19.970	22.95	24	29.62	Pass
138(Band4)	5690	--	2.990	2.860	5.94	30	--	Pass
155	5775	--	17.720	17.750	20.75	30	--	Pass

Note:

1. Output Power (dBm) = 10LOG (Chain A Power (mW)+ Chain B Power (mW))
2. 99% Bandwidth is the bandwidth of chain A or chain B whichever is less bandwidth, output power limitation is more stringent.

99% Occupied Bandwidth:

Channel 42 – Chain A

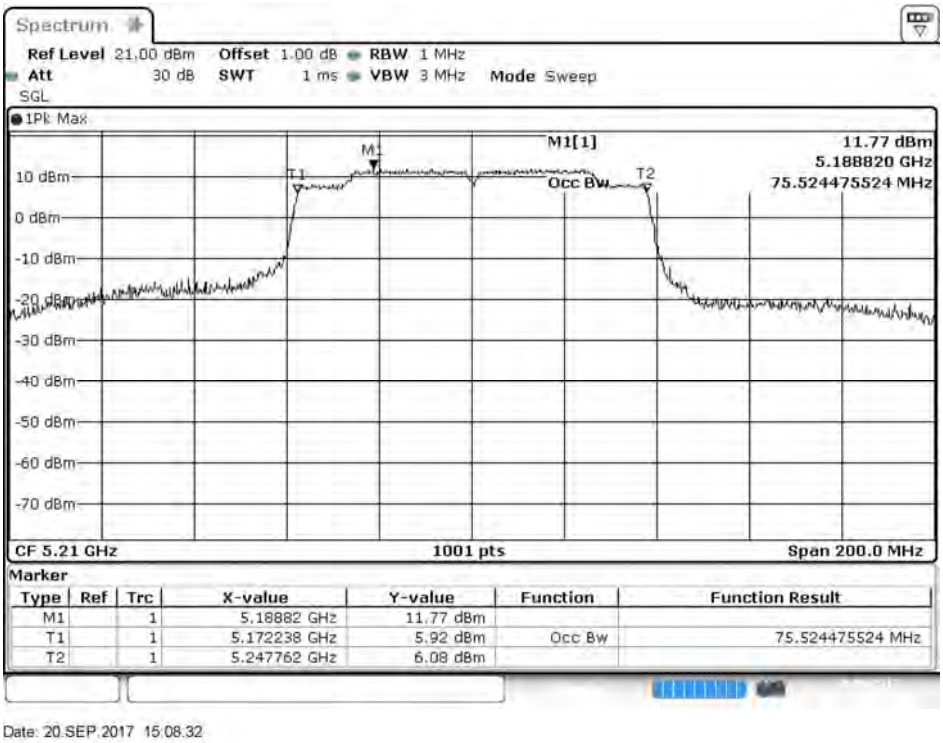

Date: 20.SEP.2017 15:08:32

Channel 58: Chain A

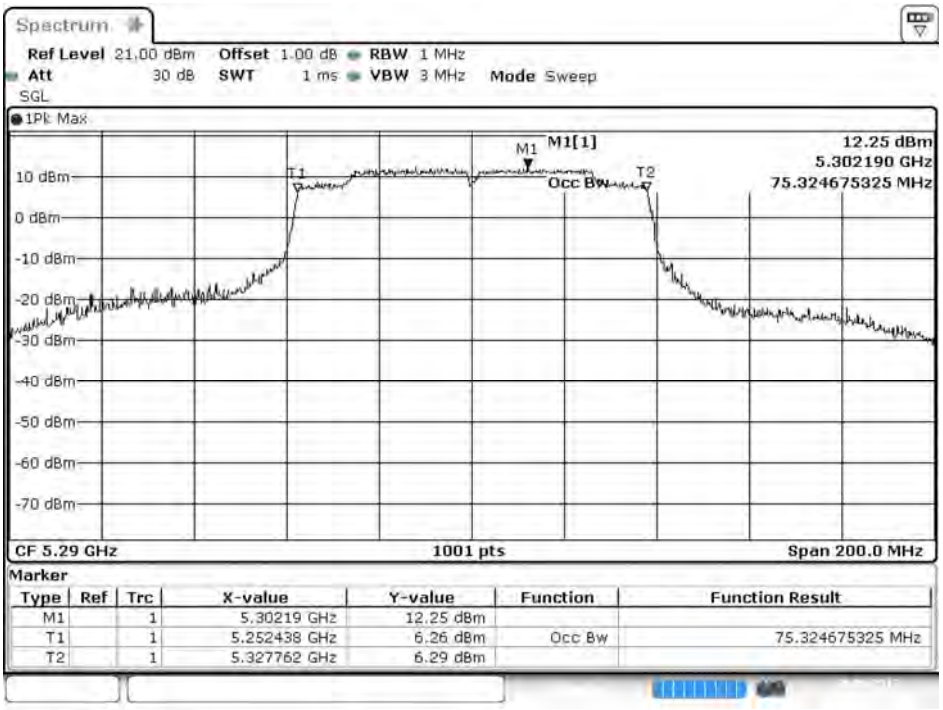

Date: 20.SEP.2017 15:09:47

Channel 106: Chain A

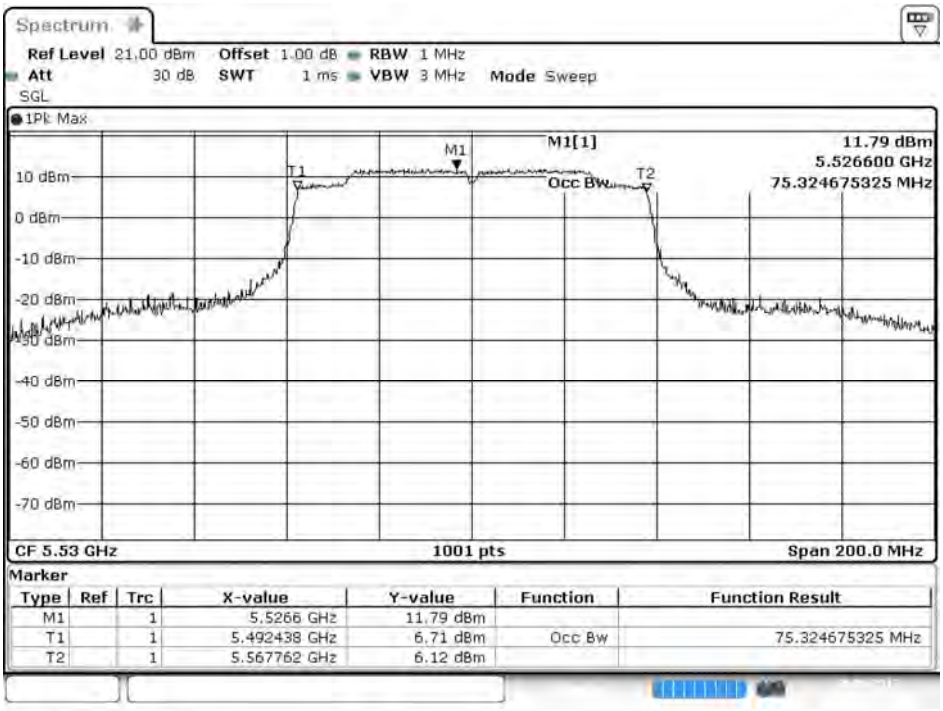

Date: 20.SEP.2017 15:10:51

Channel 122: Chain A

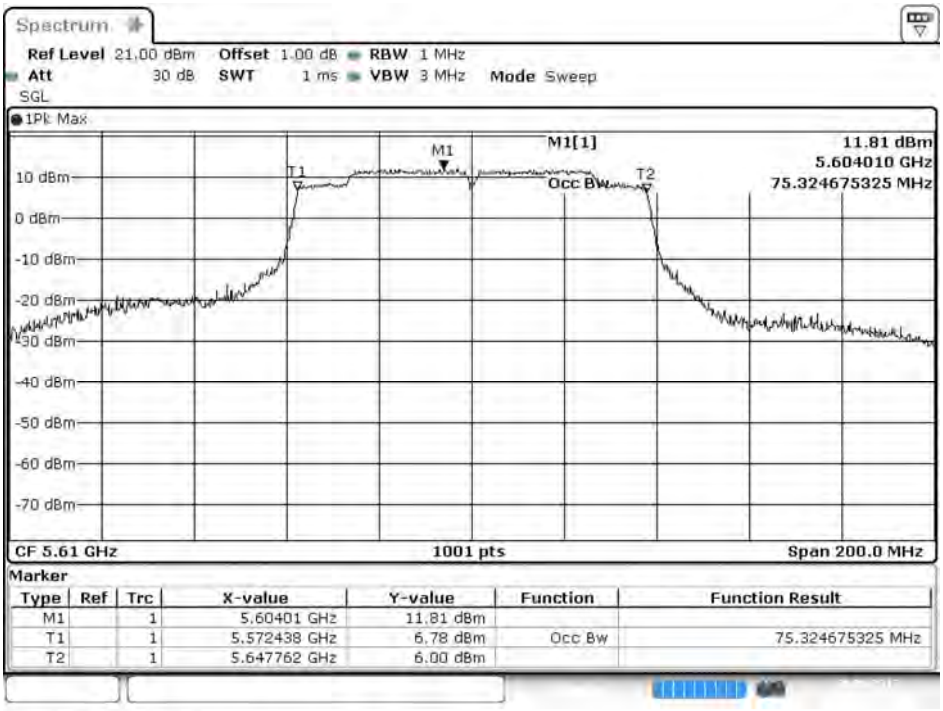

Date: 20.SEP.2017 15:12:02

Channel 138: Chain A

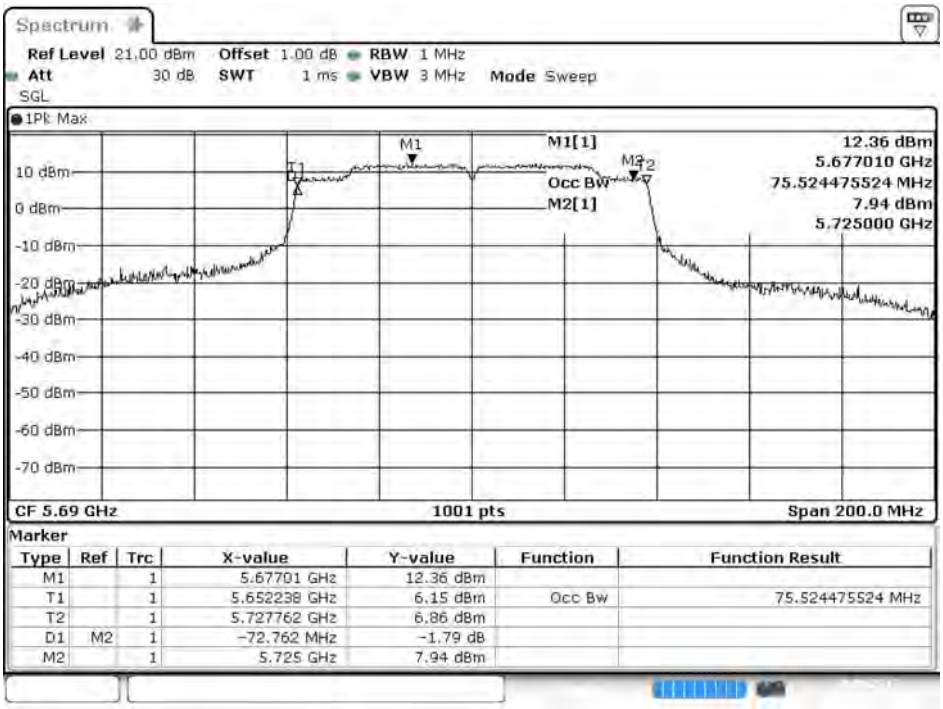

Date: 20.SEP.2017 15:13:21

Channel 155 – Chain A

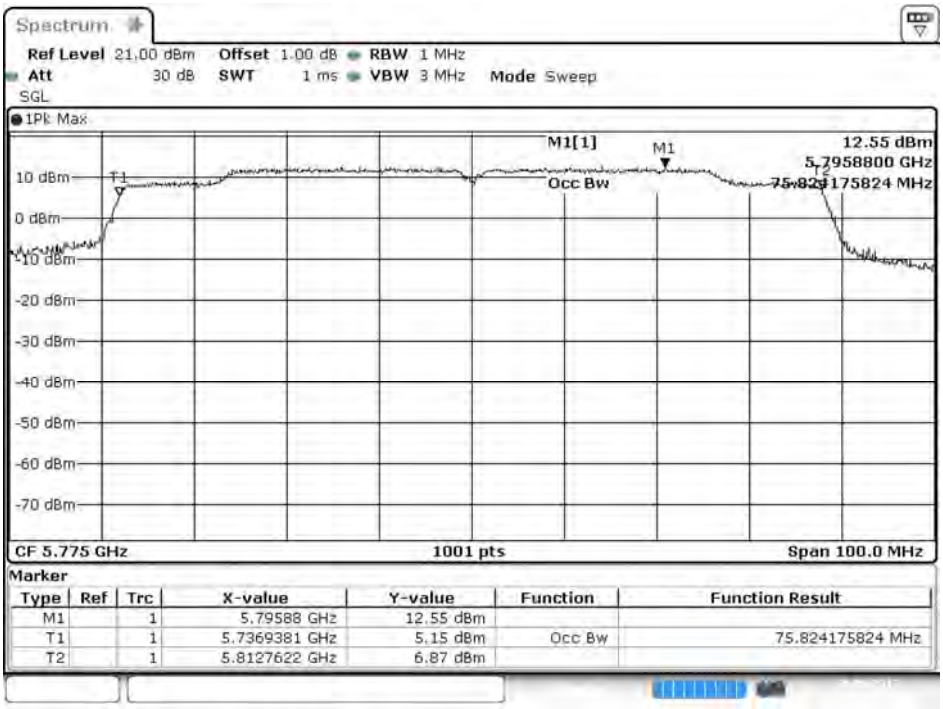

Date: 20.SEP.2017 15:14:50

99% Occupied Bandwidth:

Channel 42 (Chain B)

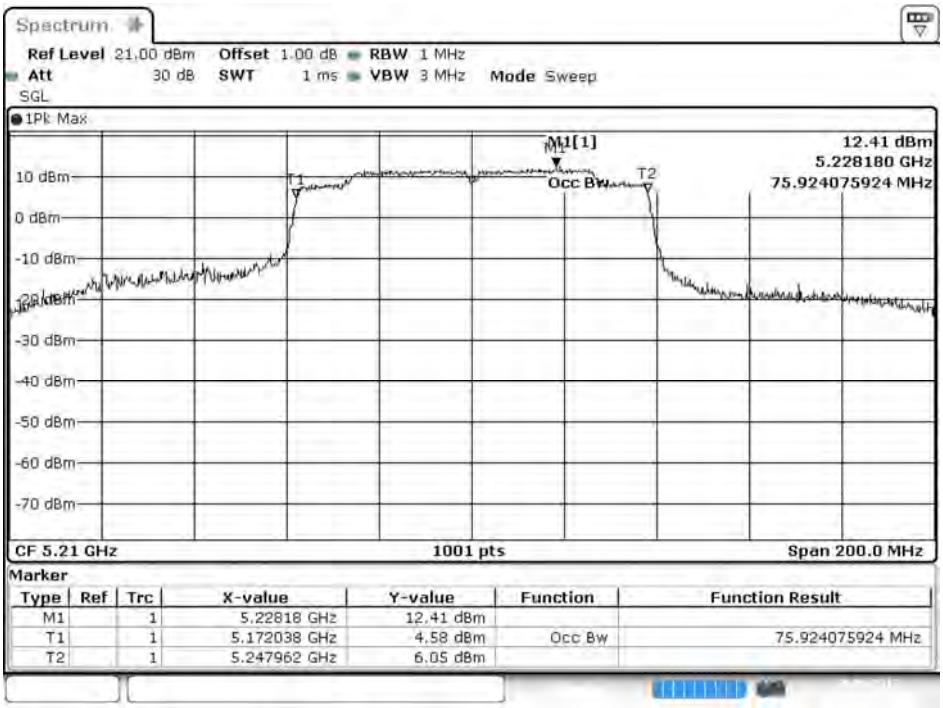

Channel 58: Chain B

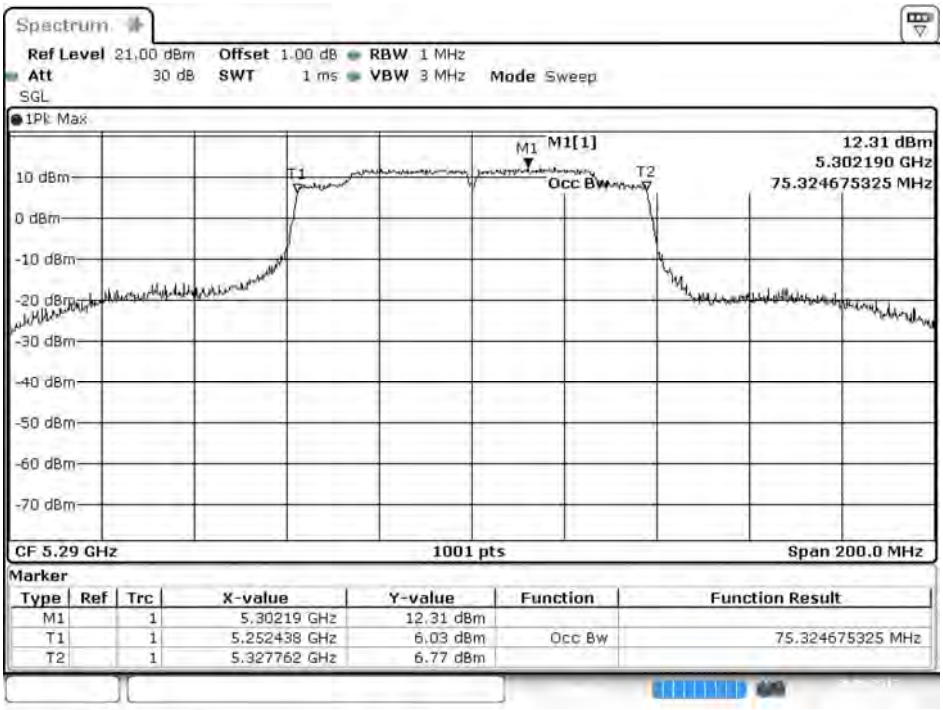

Channel 106: Chain B

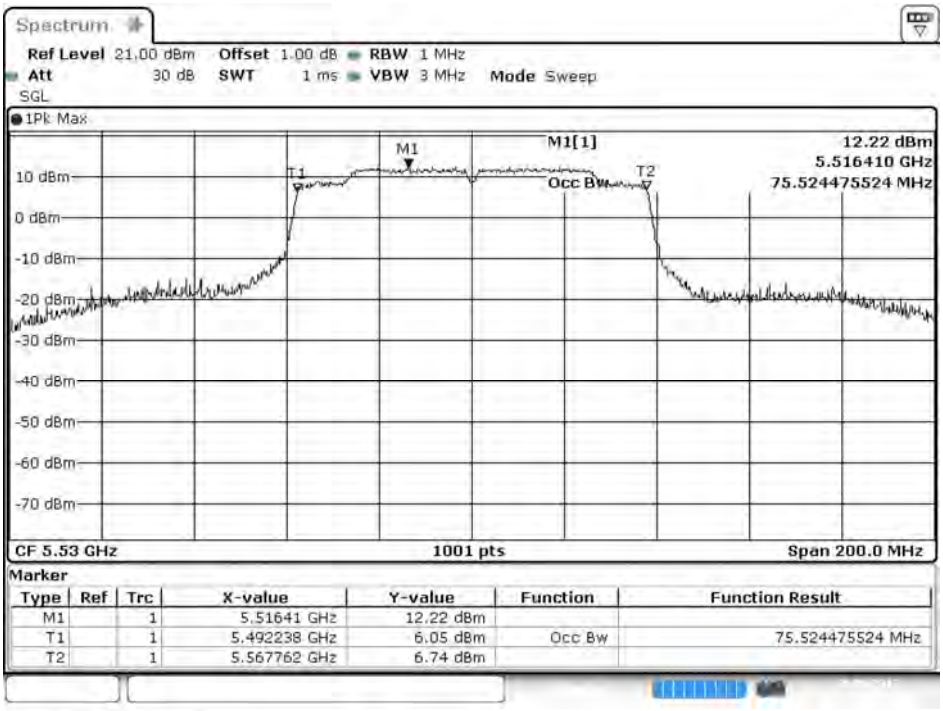

Date: 20.SEP.2017 15:31:25

Channel 122: Chain B

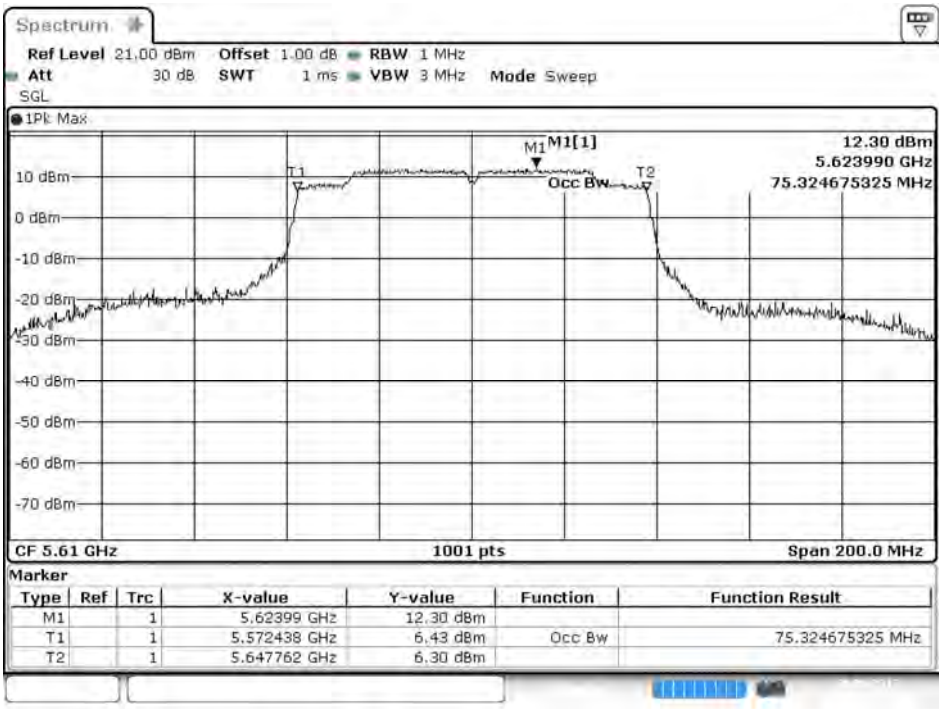

Date: 20.SEP.2017 15:32:28

Channel 138: Chain B

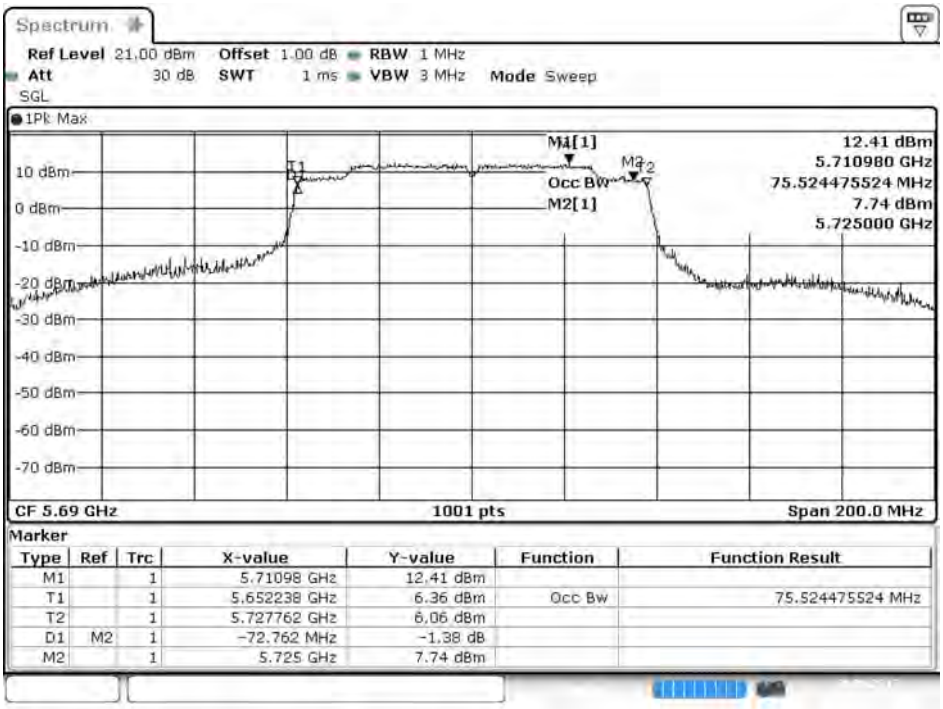

Date: 20.SEP.2017 15:33:45

Channel 155 (Chain B)

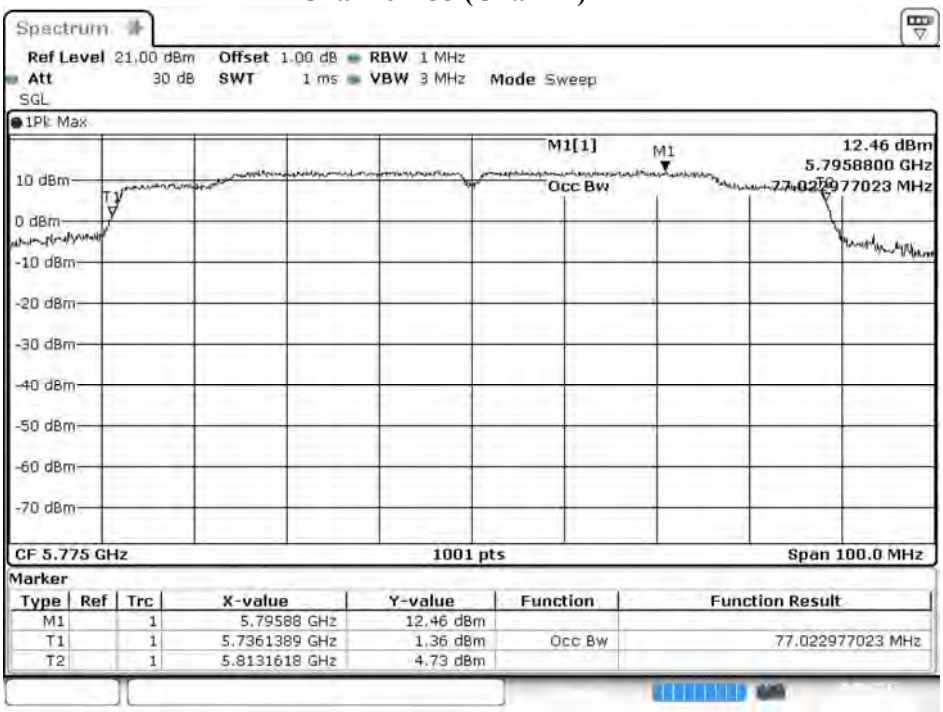

Date: 20.SEP.2017 15:35:21

Maximum conducted output power:

Channel 42 (Chain A)

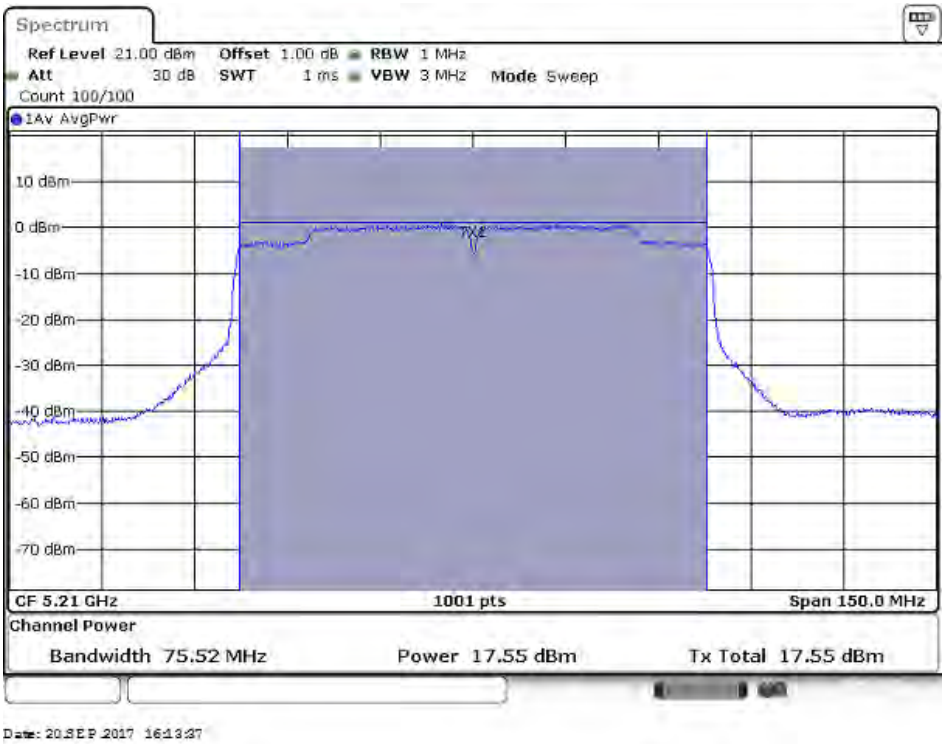

Maximum conducted output power:

Channel 58 (Chain A)

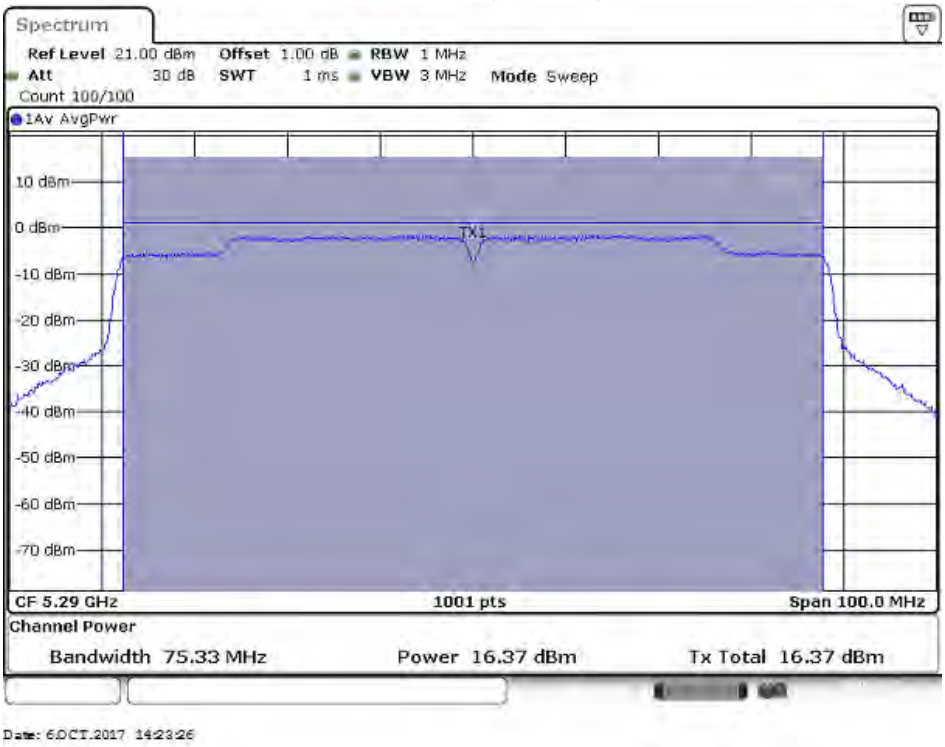

Maximum conducted output power:

Channel 106 (Chain A)

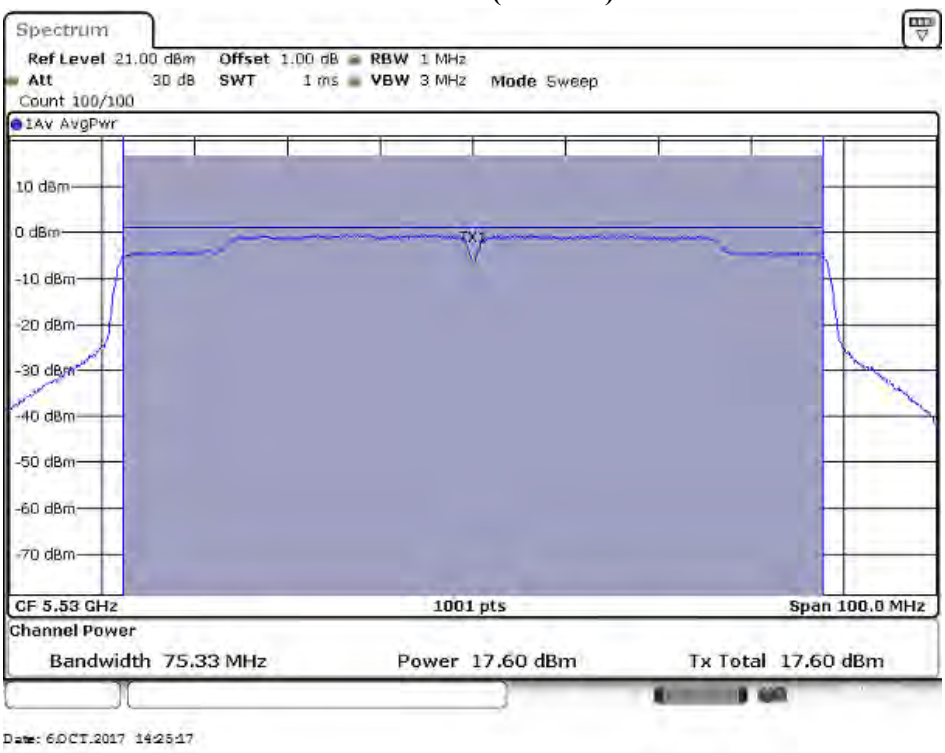

Date: 6.OCT.2017 14:25:17

Maximum conducted output power:

Channel 122 (Chain A)

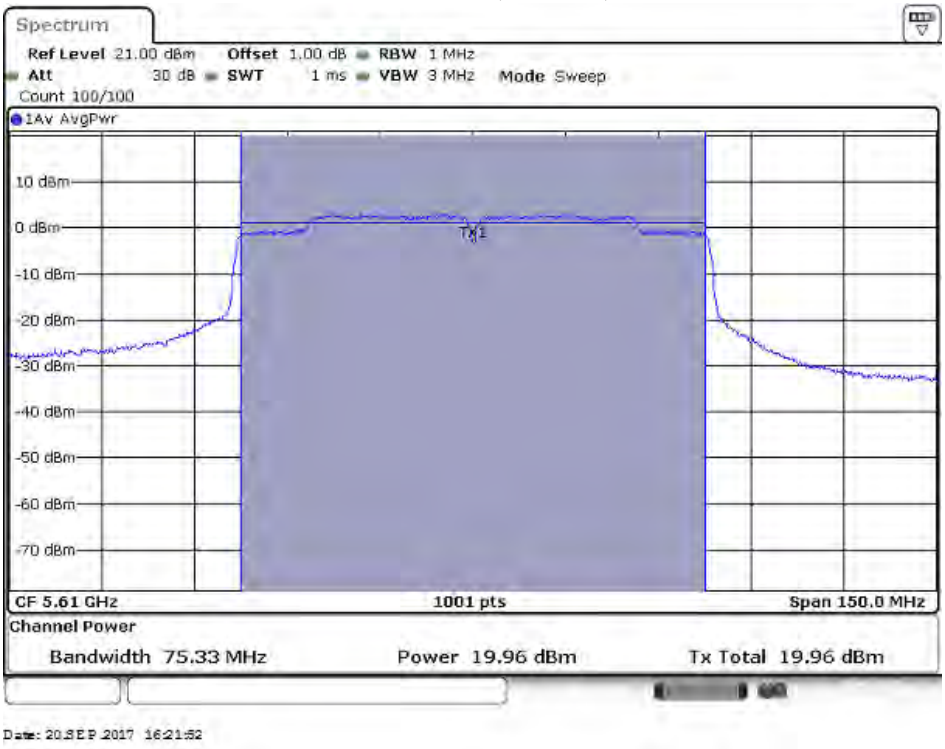

Date: 20.SEP.2017 16:21:52

Maximum conducted output power:

Channel 138 (Band3) (Chain A)

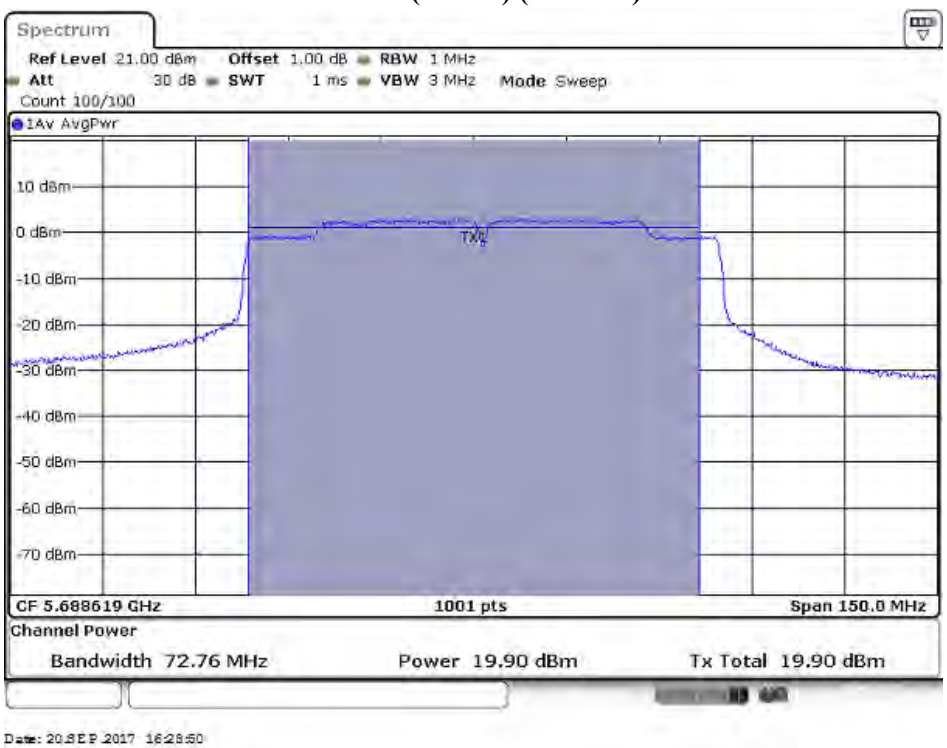

Maximum conducted output power:

Channel 138 (Band4) (Chain A)

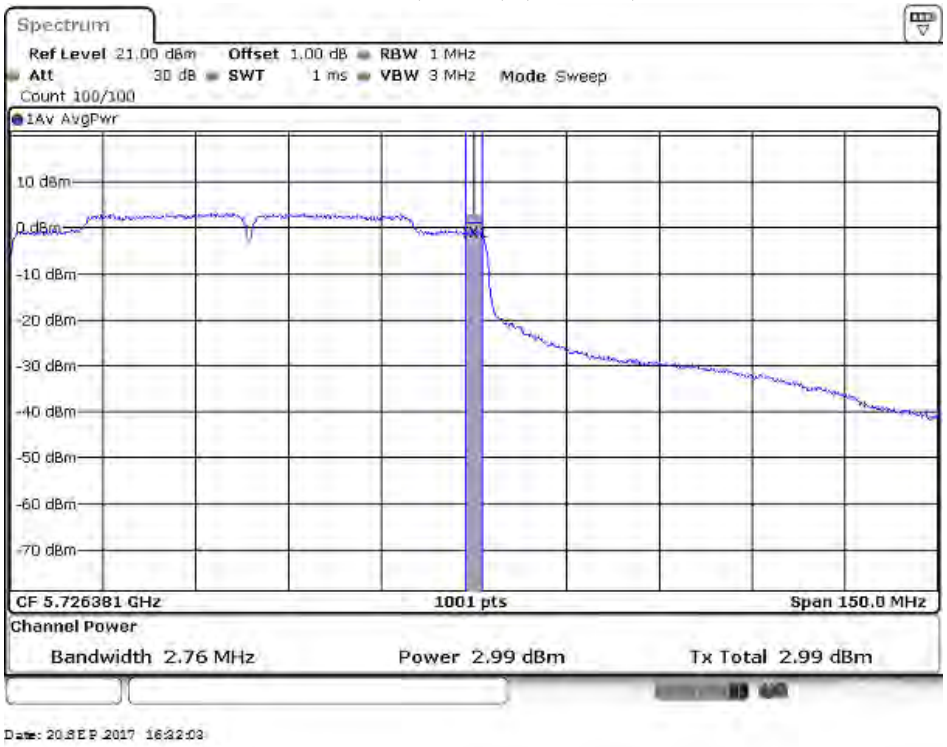

Maximum conducted output power:

Channel 155 (Chain A)

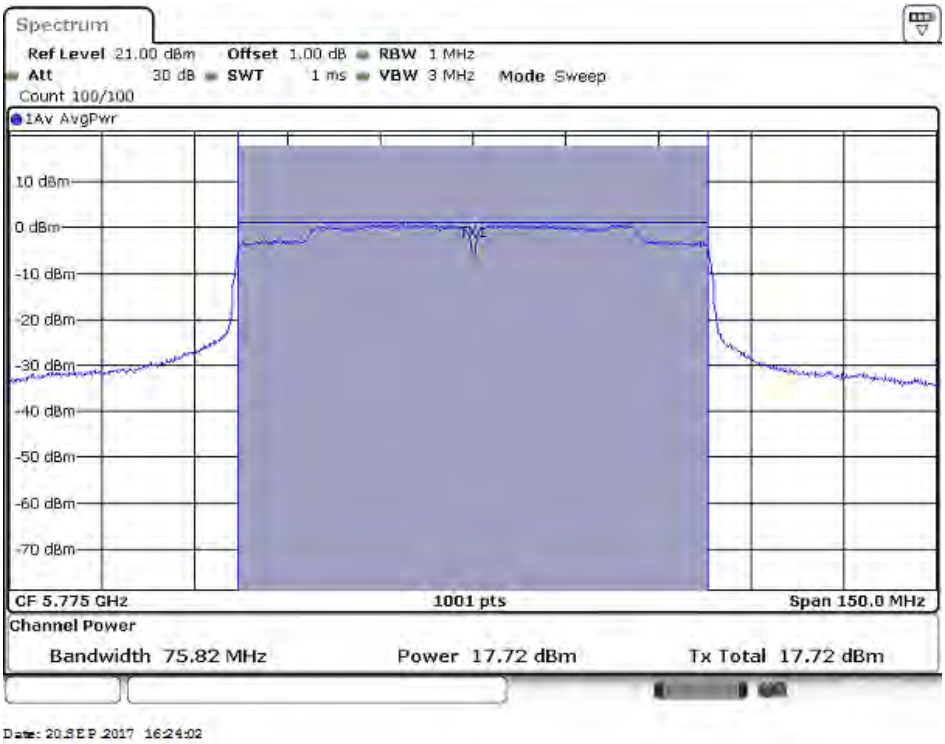

Maximum conducted output power:

Channel 42 (Chain B)

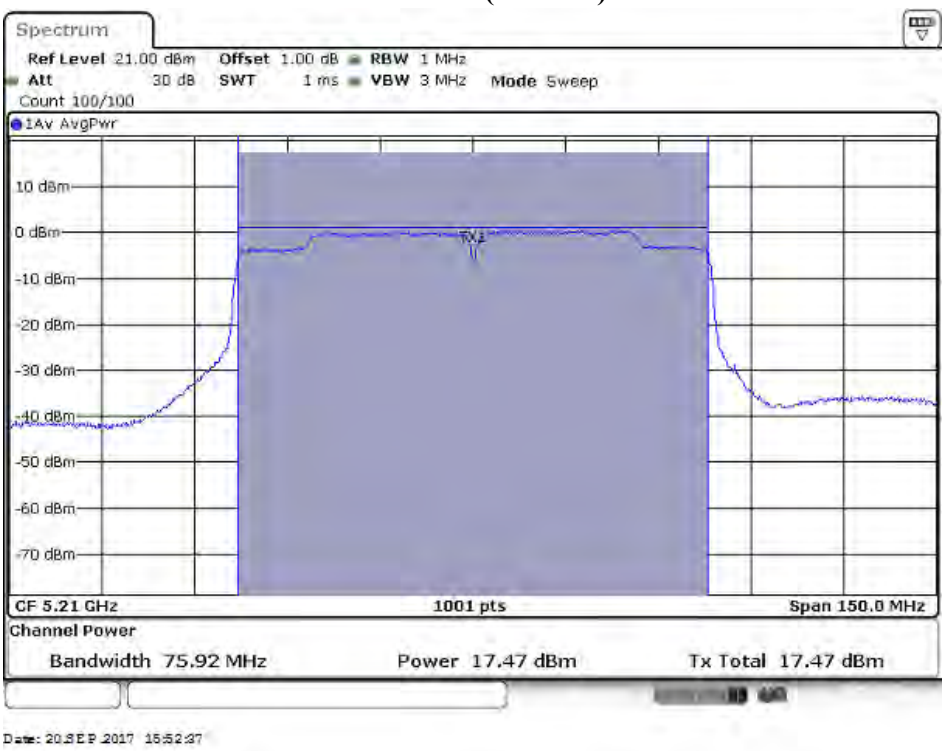

Date: 20.SEP.2017 15:52:37

Channel 58 (Chain B)

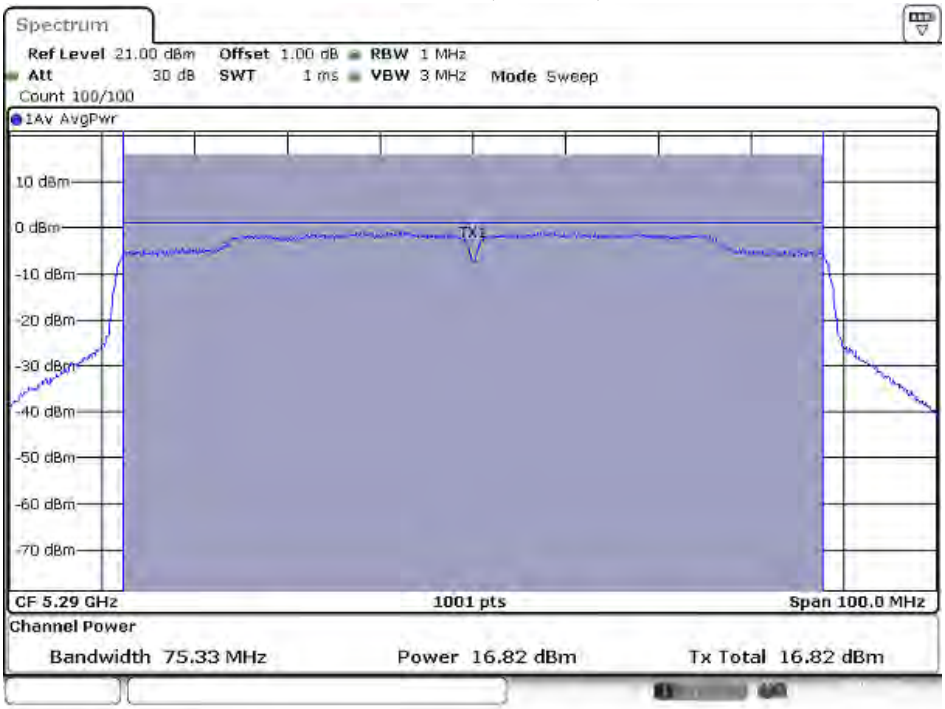

Date: 6.OCT.2017 14:31:31

Channel 106 (Chain B)

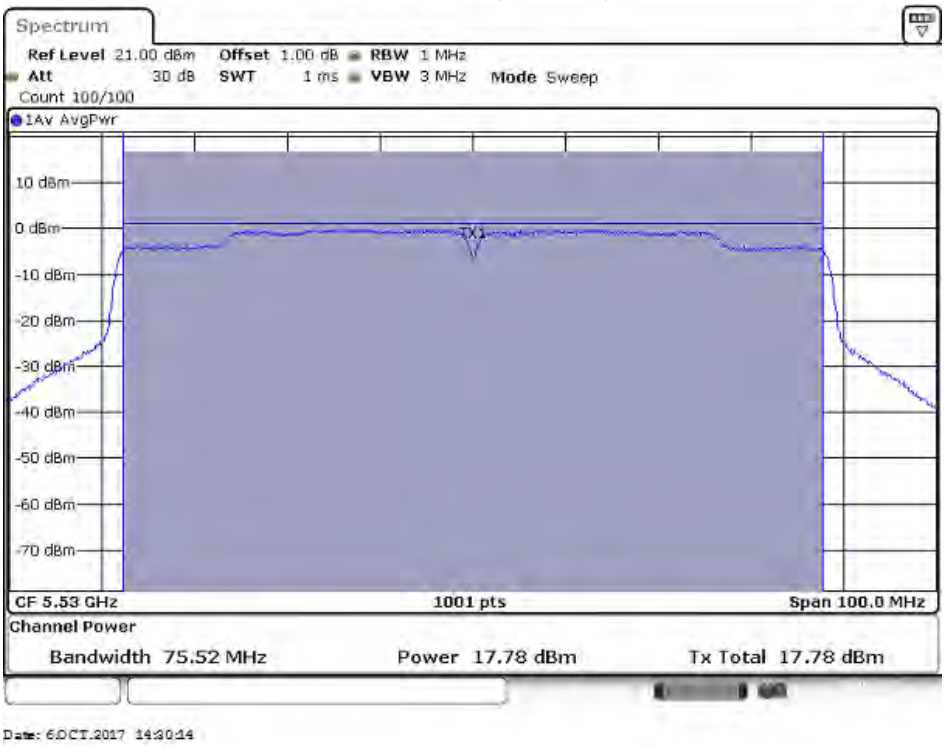

Channel 122 (Chain B)

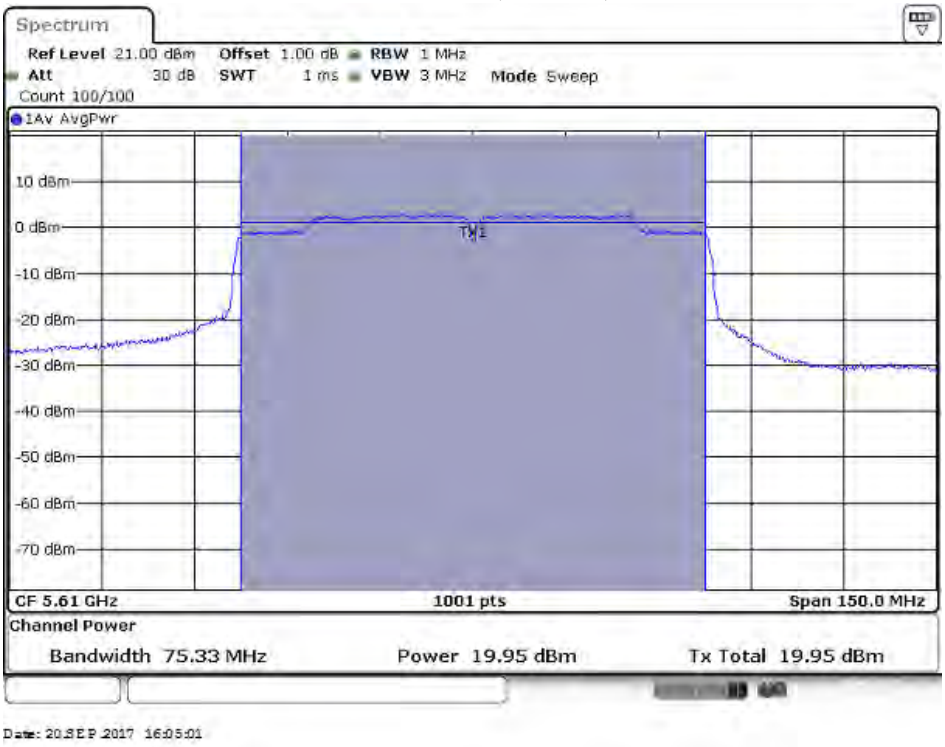

Channel 138 (Band3) (Chain B)

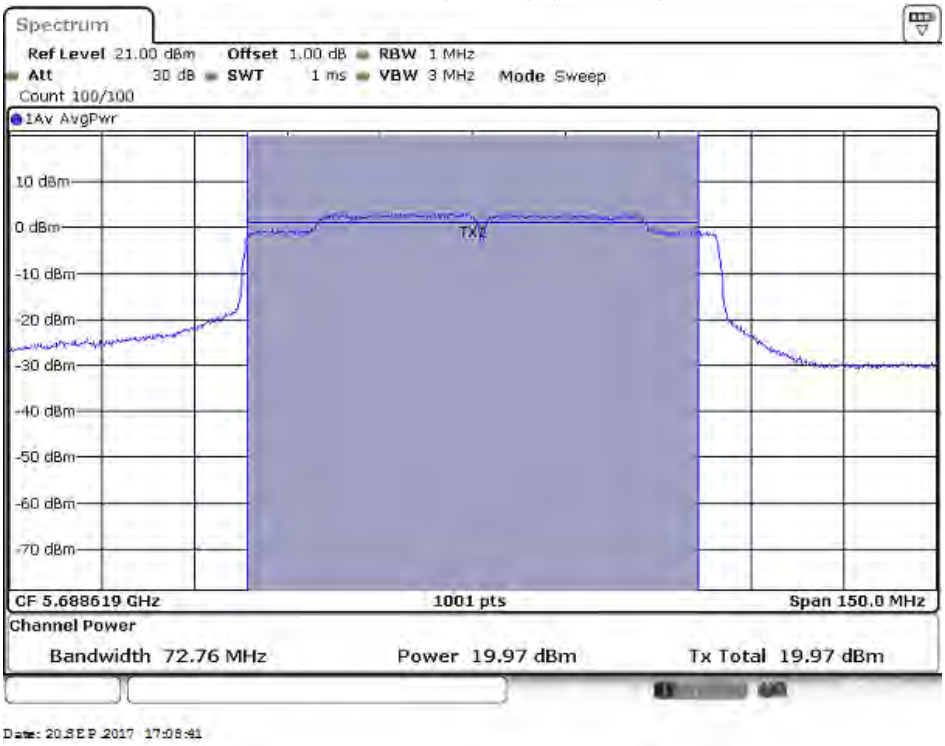

Date: 20.SEP.2017 17:08:41

Channel 138 (Band4) (Chain B)

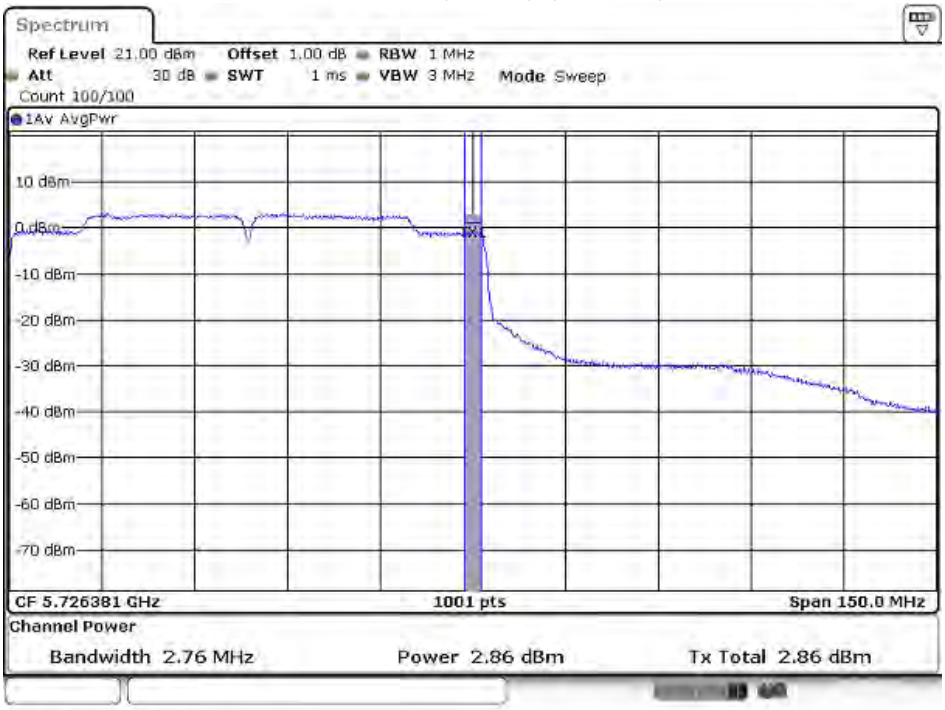

Date: 20.SEP.2017 17:10:50

Maximum conducted output power:

Channel 155 (Chain B)

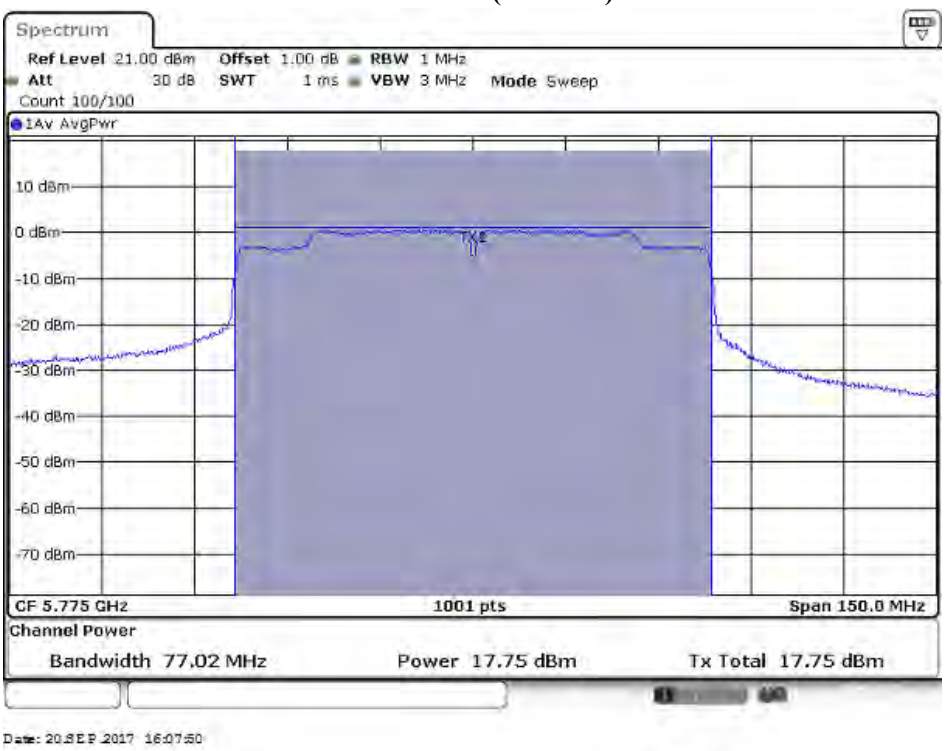

待測物名稱：Intel® Wireless-AC 9260
待測物型號：9260NGW　　測試項目：峰值發射功率
測試頻道：--　　測試模式：Mode 4: 發射器 802.11ac-160BW_Beamforming
6 dB 頻寬：1MHz　　視頻頻寬：3MHz
檢測器：峰值　　環境溫度：21 ℃
測試日期：106 年 09 月 20 日　　環境濕度：53 %

Chain A

Cable loss=1dB		Maximum conducted output power										
Channel No	Frequency (MHz)	Data Rate (Mbps)										Required Limit
		VTH0	VTH1	VTH2	VTH3	VTH4	VTH5	VTH6	VTH7	VTH8	VTH9	
50ac160 (Band1)	5250	10.25	10.18	10.11	10.04	9.97	9.90	9.83	9.76	9.69	9.62	<24dBm
50ac160 (Band2)	5250	10.51	10.44	10.37	10.30	10.23	10.16	10.09	10.02	9.95	9.88	<24dBm
114ac160	5570	15.07	15.00	14.93	14.86	14.79	14.72	14.65	14.58	14.51	14.44	<24dBm

Note: Maximum conducted output power Value =Reading value on Spectrum Analyzer + cable loss

Chain B

Cable loss=1dB		Maximum conducted output power										
Channel No	Frequency (MHz)	Data Rate (Mbps)										Required Limit
		VTH0	VTH1	VTH2	VTH3	VTH4	VTH5	VTH6	VTH7	VTH8	VTH9	
50ac160 (Band1)	5250	10.43	10.36	10.29	10.22	10.15	10.08	10.01	9.94	9.87	9.80	<24dBm
50ac160 (Band2)	5250	10.70	10.63	10.56	10.49	10.42	10.35	10.28	10.21	10.14	10.07	<24dBm
114ac160	5570	15.10	15.03	14.96	14.89	14.82	14.75	14.68	14.61	14.54	14.47	<24dBm

Note: Maximum conducted output power Value =Reading value on Spectrum Analyzer + cable loss

Maximum conducted output power Measurement
Chain A+ B

Channel No	Frequency Range	99% Bandwidth	Chain A Power	Chain B Power	Output Power	Output Power Limit		Result
	(MHz)	(MHz)	(dBm)	(dBm)	(dBm)	(dBm)	dBm+10log(BW)	
50(Band1)	5250	--	10.250	10.430	13.35	24	--	Pass
50(Band2)	5250	76.620	10.510	10.700	13.62	24	29.84	Pass
114ac160	5570	153.040	15.070	15.100	18.10	24	32.85	Pass

Note:

1. Output Power (dBm) = 10LOG (Chain A Power (mW)+ Chain B Power (mW))
2. 99% Bandwidth is the bandwidth of chain A or chain B whichever is less bandwidth, output power limitation is more stringent.

99% Occupied Bandwidth:

Channel 50 – Chain A

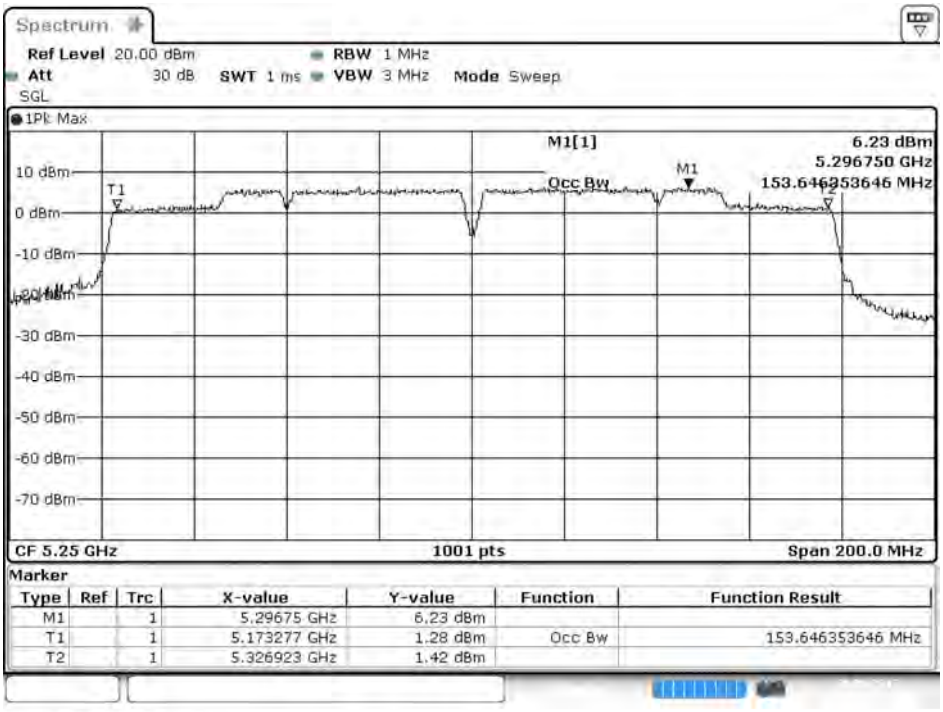

Channel 114: Chain A

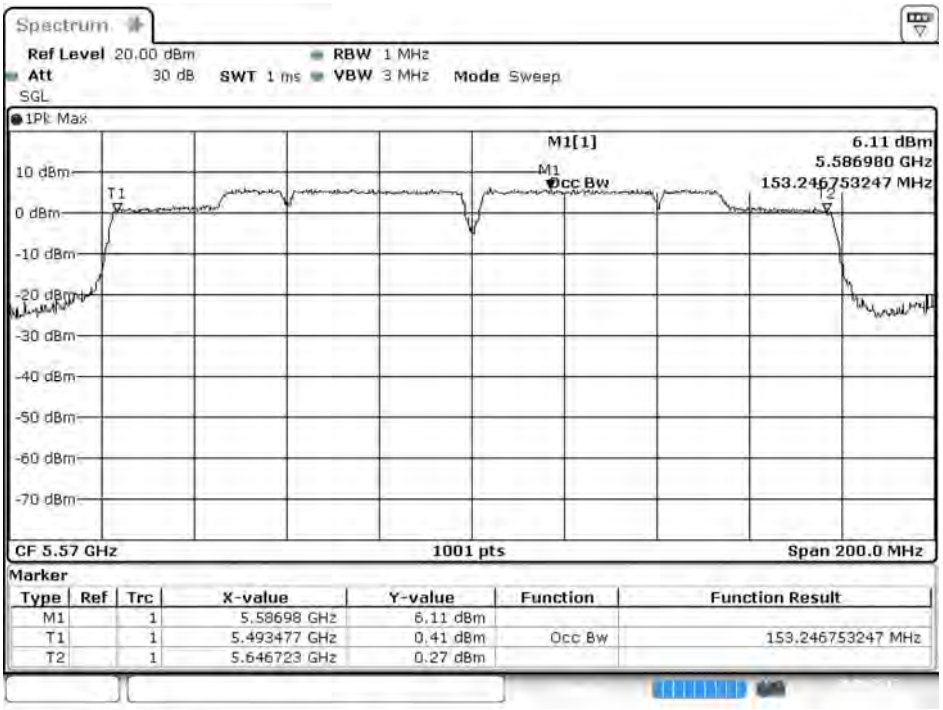

99% Occupied Bandwidth:

Channel 50 (Chain B)

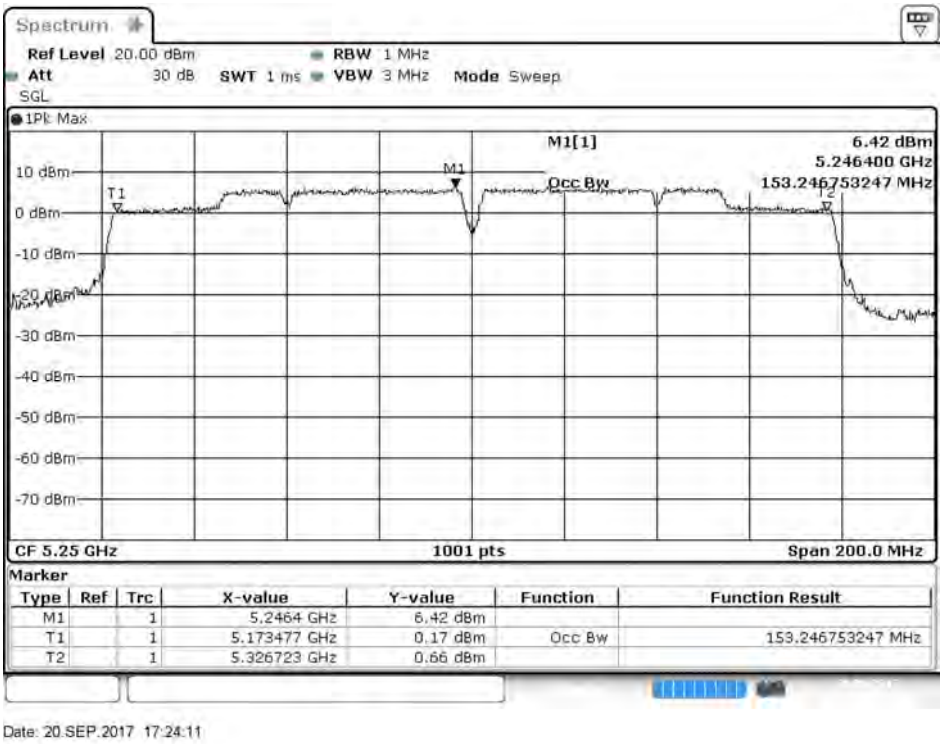

Channel 114: Chain B

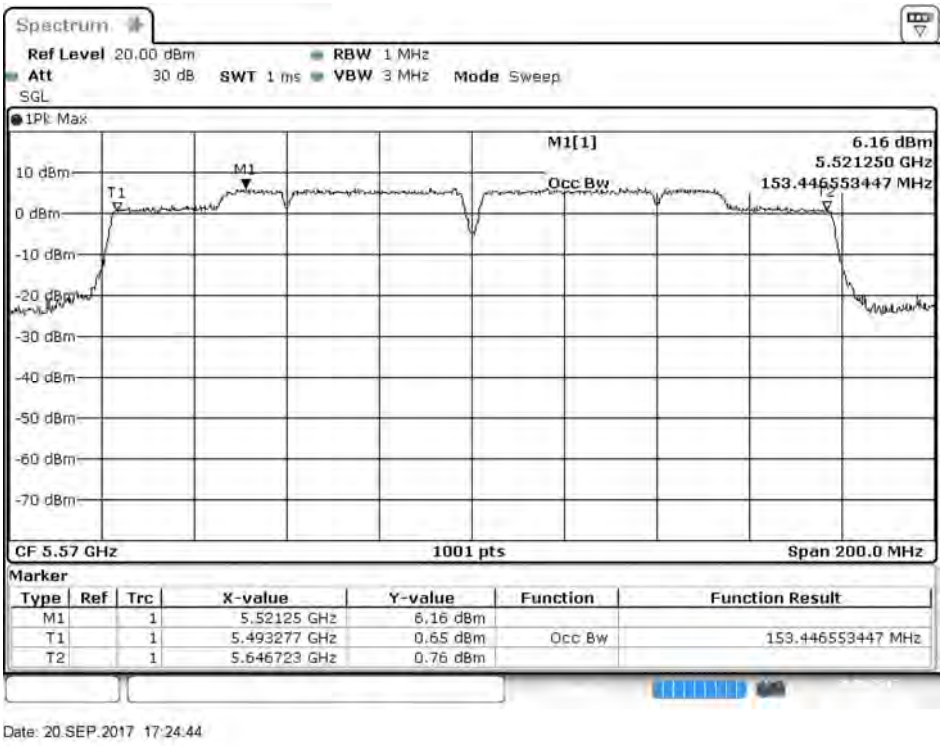

Maximum conducted output power:

Channel 50 (Chain A)

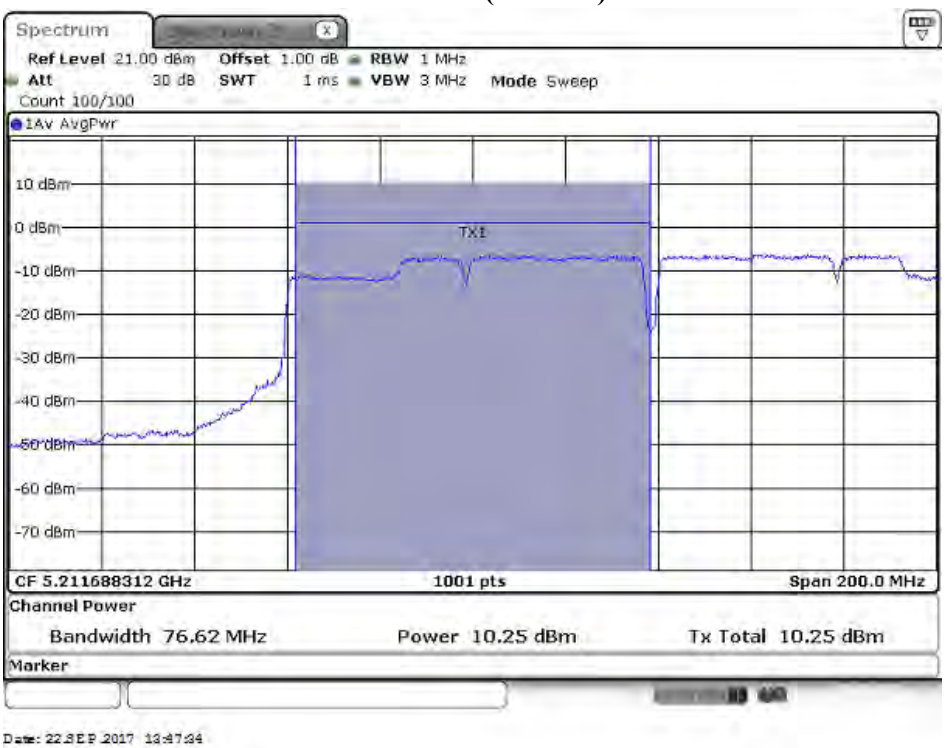

Maximum conducted output power:

Channel 50 (Chain A)

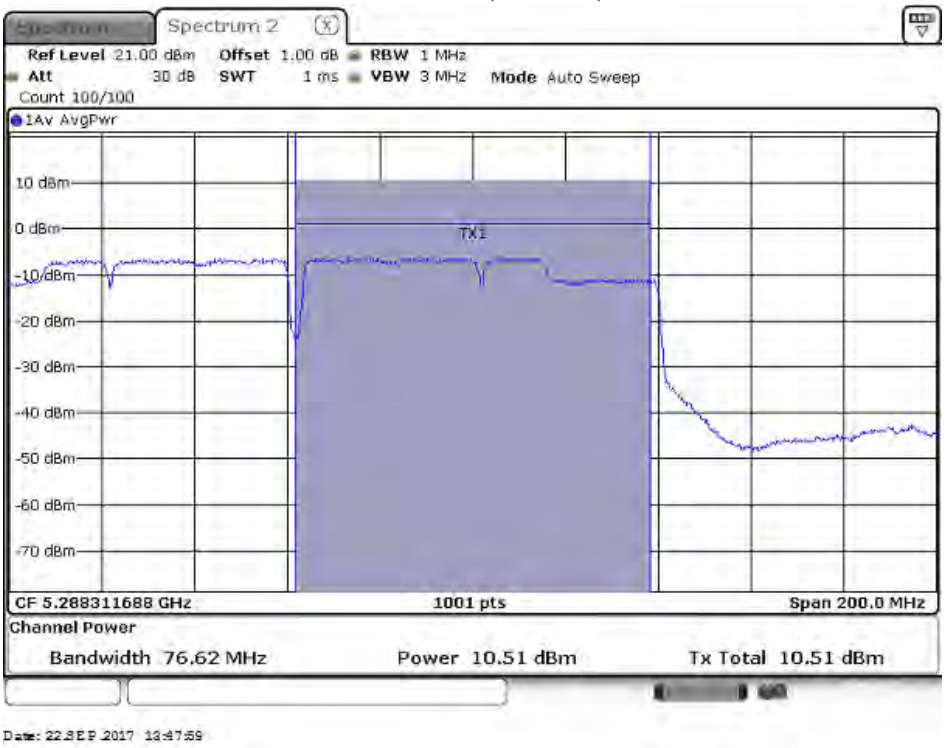

Maximum conducted output power:

Channel 114 (Chain A)

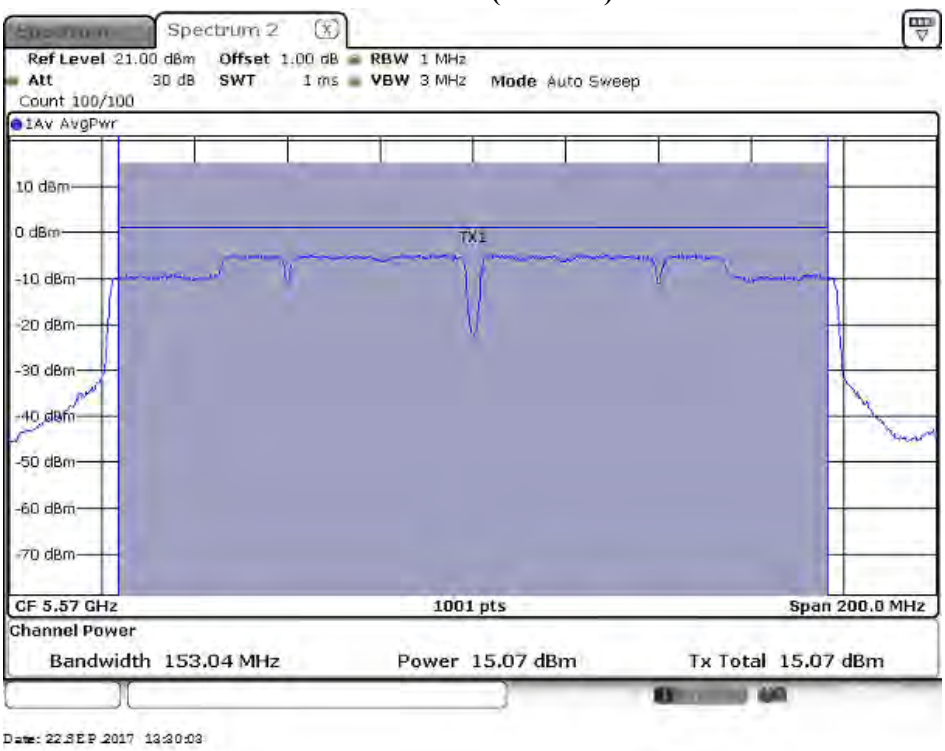

Maximum conducted output power:

Channel 50 (Chain B)

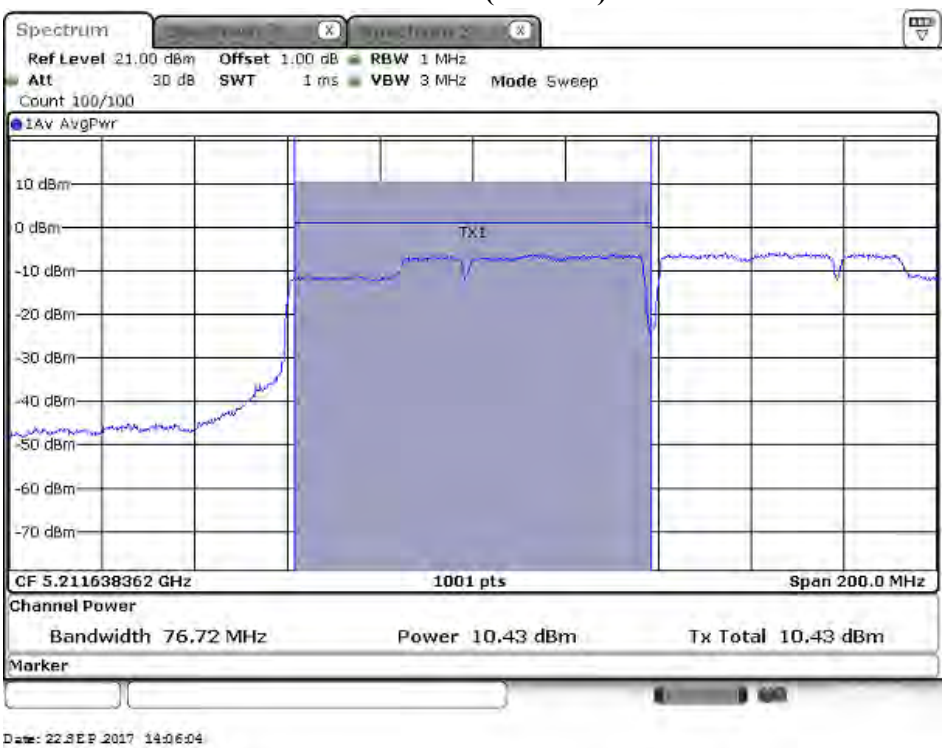

Maximum conducted output power:

Channel 50 (Chain B)

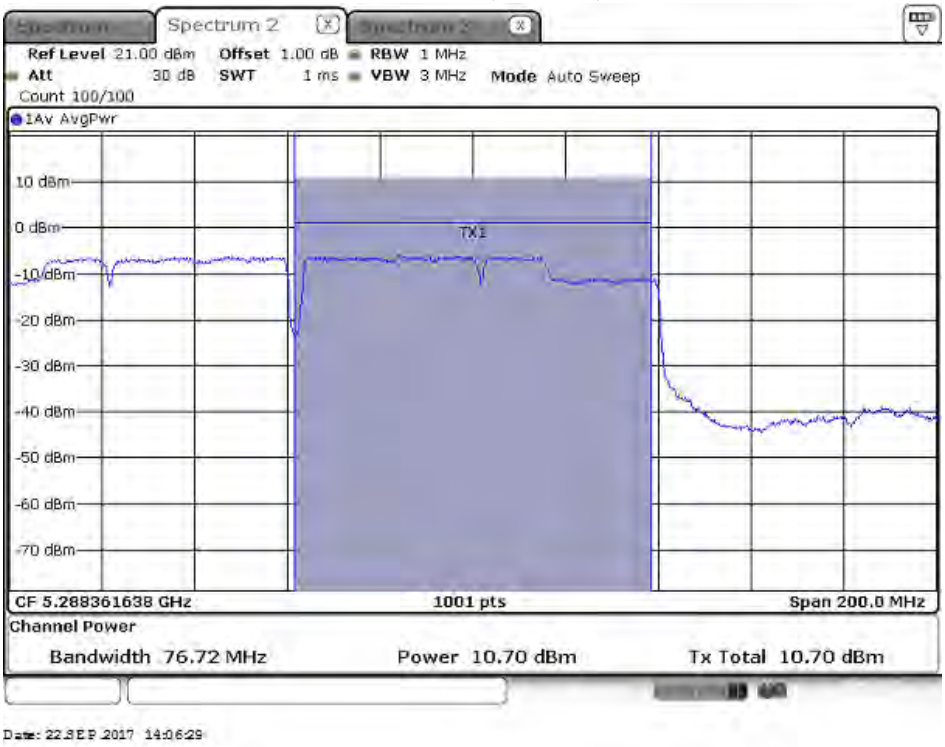

Channel 114 (Chain B)

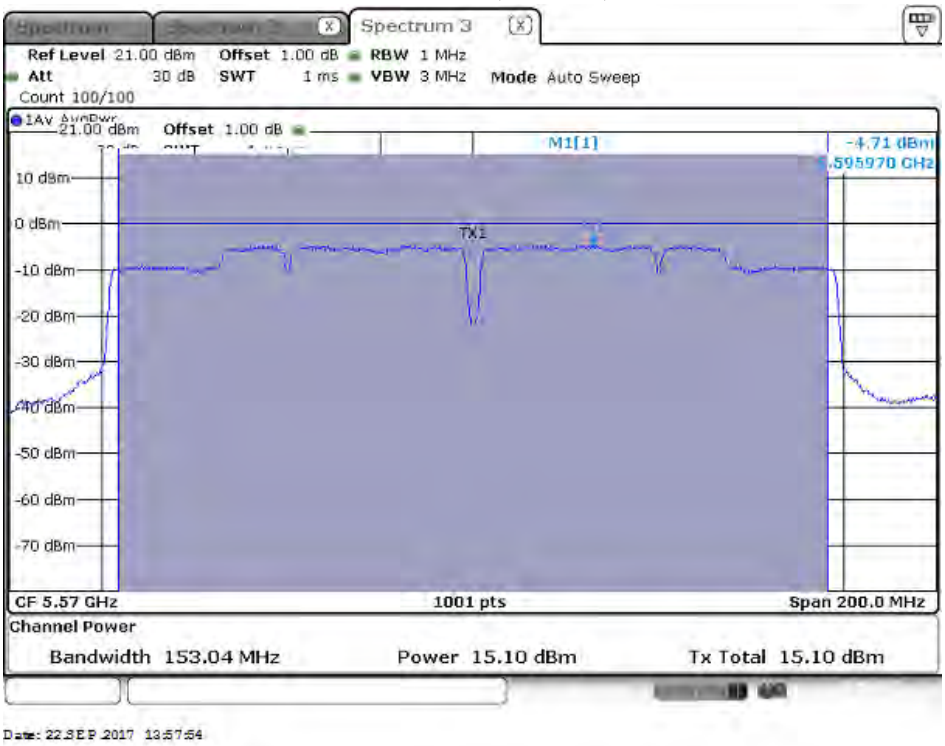

峰值發射功率測試結果:	**PASS**

5. 操作頻帶外的峰值發射

5.1. 適用標準

依據國家通訊傳播委員會低功率射頻電機技術規範之第 4.7.4 節：
4.7.4.1 在 5.15 GHz～5.35 GHz 及 5.470 GHz～5.725 GHz 頻帶操作的發射器：帶外發射之有效等向輻射功率(EIRP)≦-27 dBm/MHz。
4.7.4.2 在 5.725 GHz～5.850 GHz 的頻帶操作之發射器：所有頻帶邊緣向外 5 MHz 內頻率之發射，有效等向輻射功率(EIRP)≦27 dBm/MHz～15.6 dBm/MHz (以線性增加法計算對應之限制值)；所有頻帶邊緣向外 5 MHz～25 MHz，有效等向輻射功率(EIRP)≦15.6 dBm/MHz～10 dBm/MHz (以線性增加法計算對應之限制值)；所有頻帶邊緣外 25 MHz～75 MHz，有效等向輻射功率(EIRP)≦10 dBm/MHz～-27 dBm/MHz (以線性增加法計算對應之限制值)；所有頻帶邊緣外≧75 MHz 的頻率之發射，有效等向輻射功率(EIRP)≦-27 dBm/MHz。

5.2. 量測方法

待測物置於高 150 公分之非導體桌面（落地型產品置於地上），桌面可 360 度旋轉，接收天線置於距待測物 3m 距離，高度可在 1 至 4 公尺間變動，以頻譜分析儀量測待測物之最大輻射電場強度，在將待測物置換成替代天線並連接到信號產生器上，調整接收天線上的信號產生器之輸出位準，使頻譜分析儀上之電場強度與之前待測物的最大電場強度相同，紀錄此輸出位準並應於水平及垂直極化方向各量測一次。
待測物應在正常發射狀態下量測。

5.3. 測試架構圖

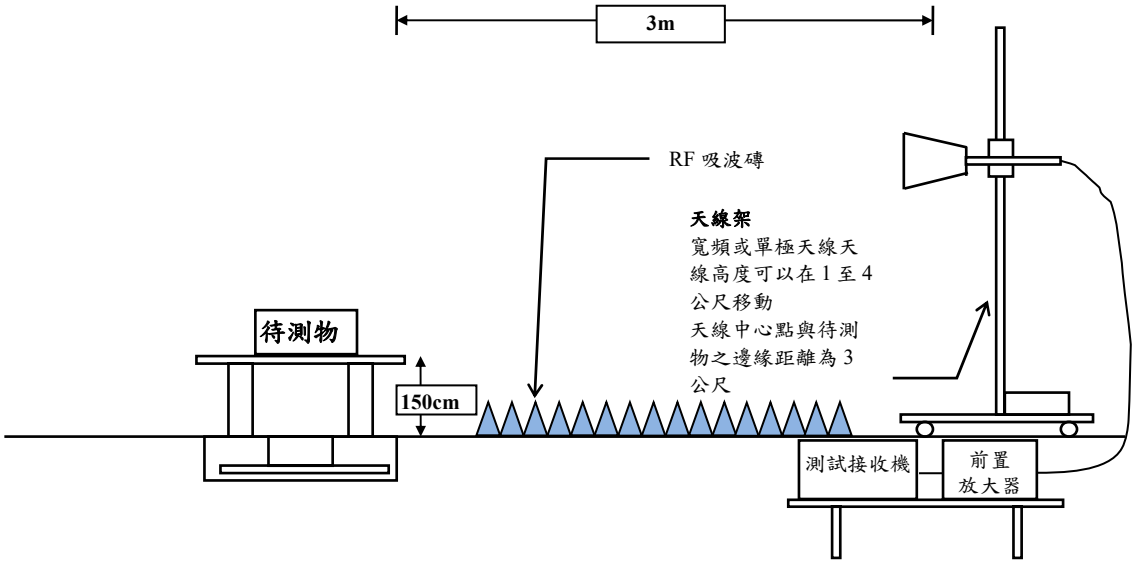

5.4. 量測不確定度

此項測試之量測不確定度
水平極化：1-18GHz 為±3.77dB
垂直極化：1-18GHz 為±3.83dB

5.5. 操作頻帶外的峰值發射測試結果

待測物名稱：Intel® Wireless-AC 9260

待測物型號：9260NGW　　測試項目：操作頻道外的峰值發射

測試頻道：CH 100 (5500 MHz)　　測試模式：Mode 1: SISO A: 發射器 802.11a

6 dB 頻寬：1MHz　　視頻頻寬：1MHz

量測距離：3 M　　天線極化：Horizontal

檢測器：峰值　　環境溫度：21 ℃

測試日期：106 年 09 月 29 日　　環境濕度：53 %

RF Radiated Measurement: PEAK

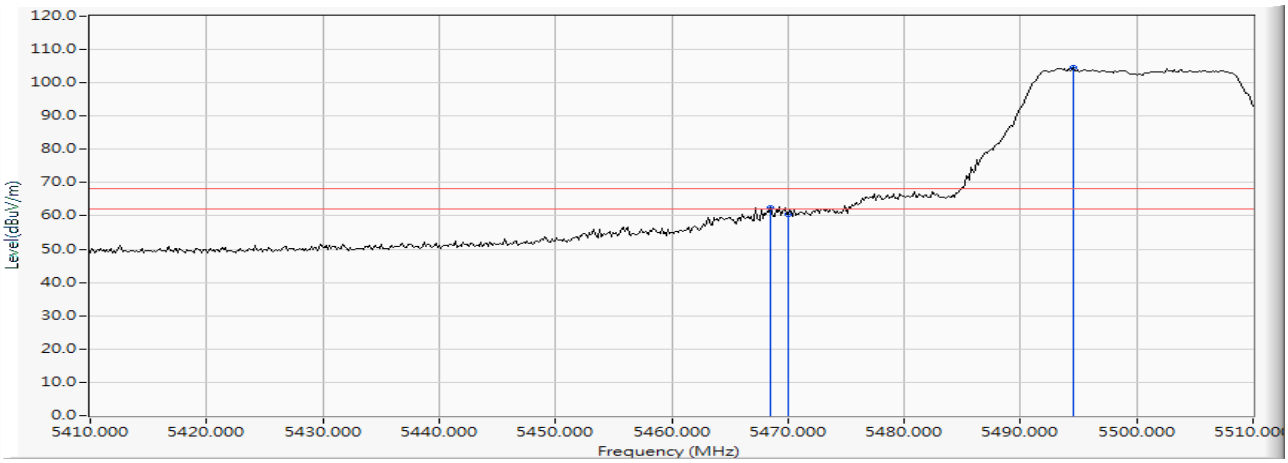

	Frequency (MHz)	Correct Factor (dB)	Reading Level (dBμV)	Measure Level (dBμV /m)	Margin (dB)	Limit (dBμV /m)	Result
Horizontal	5468.551	19.109	43.314	62.422	-5.798	68.220	Pass
Horizontal	5470.000	19.110	41.466	60.576	-7.644	68.220	Pass
Horizontal	5494.493	19.188	85.498	104.687	--	--	--

待測物名稱：Intel® Wireless-AC 9260

待測物型號：9260NGW　　測試項目：操作頻道外的峰值發射

測試頻道：CH 100 (5500 MHz)　　測試模式：Mode 1: SISO A: 發射器 802.11a

6 dB 頻寬：1MHz　　視頻頻寬：1MHz

量測距離：3 M　　天線極化：Vertical

檢測器：峰值　　環境溫度：21 ℃

測試日期：106 年 09 月 29 日　　環境濕度：53 %

RF Radiated Measurement: PEAK

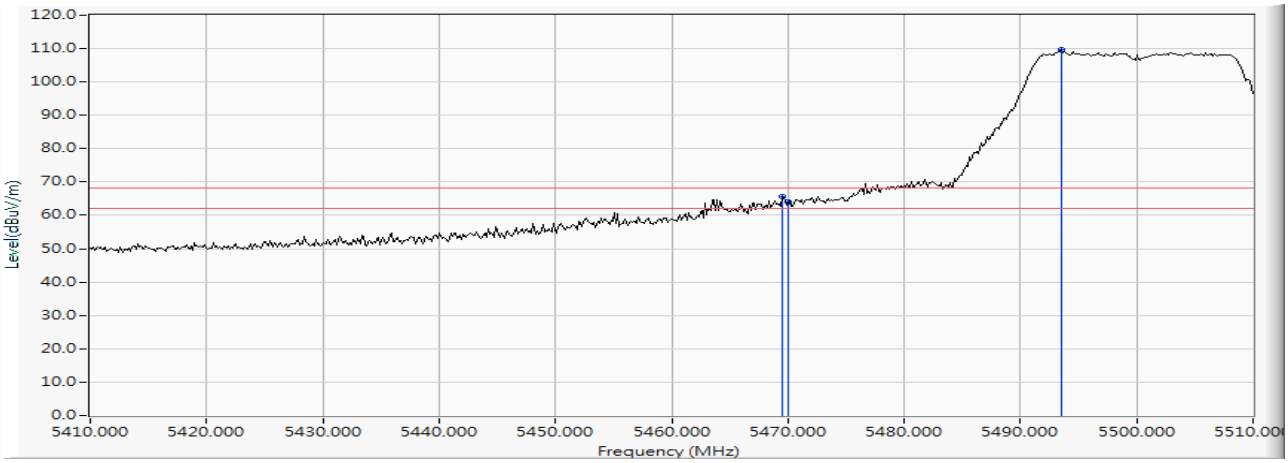

	Frequency (MHz)	Correct Factor (dB)	Reading Level (dBμV)	Measure Level (dBμV /m)	Margin (dB)	Limit (dBμV /m)	Result
Vertical	5469.565	19.110	46.552	65.661	-2.559	68.220	Pass
Vertical	5470.000	19.110	44.905	64.015	-4.205	68.220	Pass
Vertical	5493.478	19.187	90.474	109.662	--	--	--

待測物名稱：Intel® Wireless-AC 9260

待測物型號：9260NGW　　測試項目：操作頻道外的峰值發射

測試頻道：CH 140 (5700 MHz)　　測試模式：Mode 1: SISO A: 發射器 802.11a

6 dB 頻寬：1MHz　　視頻頻寬：1MHz

量測距離：3 M　　天線極化：Horizontal

檢測器：峰值　　環境溫度：21 ℃

測試日期：106 年 09 月 29 日　　環境濕度：53 %

RF Radiated Measurement: PEAK

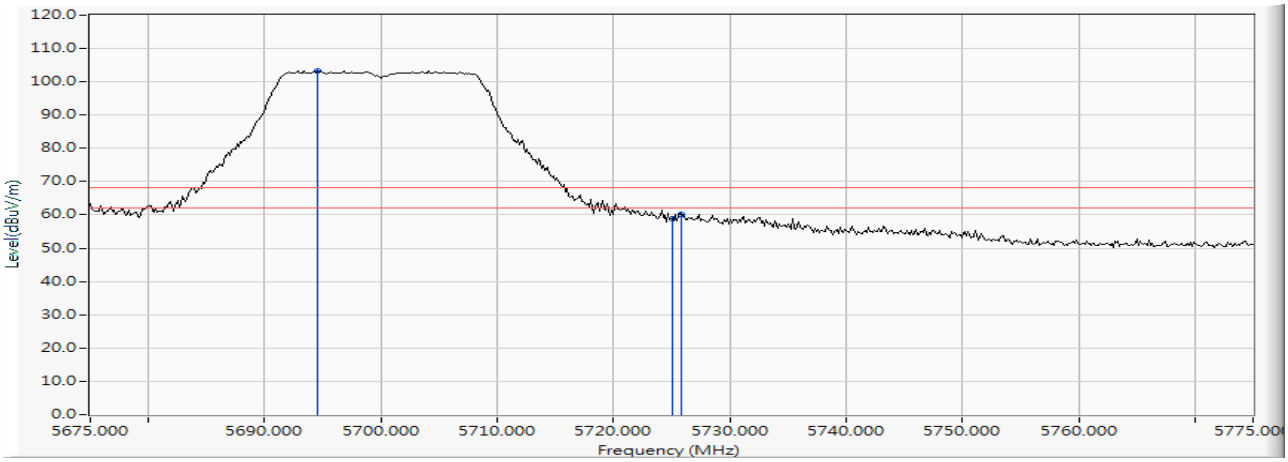

	Frequency (MHz)	Correct Factor (dB)	Reading Level (dBμV)	Measure Level (dBμV /m)	Margin (dB)	Limit (dBμV /m)	Result
Horizontal	5694.565	19.646	83.755	103.401	--	--	--
Horizontal	5725.000	19.725	39.097	58.822	-9.398	68.220	Pass
Horizontal	5725.870	19.727	40.417	60.145	-8.075	68.220	Pass

待測物名稱：Intel® Wireless-AC 9260

待測物型號：9260NGW　　測試項目：操作頻道外的峰值發射

測試頻道：CH 140 (5700 MHz)　　測試模式：Mode 1: SISO A: 發射器 802.11a

6 dB 頻寬：1MHz　　視頻頻寬：1MHz

量測距離：3 M　　天線極化：Vertical

檢測器：峰值　　環境溫度：21 ℃

測試日期：106 年 09 月 29 日　　環境濕度：53 %

RF Radiated Measurement: PEAK

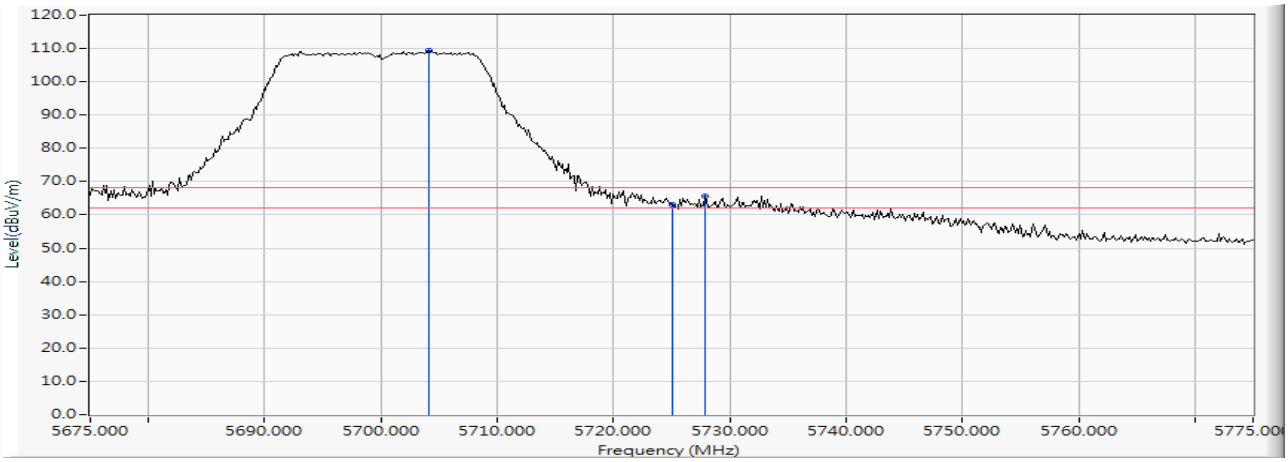

	Frequency (MHz)	Correct Factor (dB)	Reading Level (dBμV)	Measure Level (dBμV /m)	Margin (dB)	Limit (dBμV /m)	Result
Vertical	5704.130	19.669	89.788	109.457	--	--	--
Vertical	5725.000	19.725	43.207	62.932	-5.288	68.220	Pass
Vertical	5727.899	19.732	45.982	65.714	-2.506	68.220	Pass

待測物名稱：Intel® Wireless-AC 9260

待測物型號：9260NGW　　測試項目：操作頻道外的峰值發射

測試頻道：CH 149 (5745 MHz)　　測試模式：Mode 1: SISO A: 發射器 802.11a

6 dB 頻寬：1MHz　　視頻頻寬：1MHz

量測距離：3 M　　天線極化：Horizontal

檢測器：峰值　　環境溫度：21 ℃

測試日期：106 年 09 月 29 日　　環境濕度：53 %

RF Radiated Measurement: PEAK

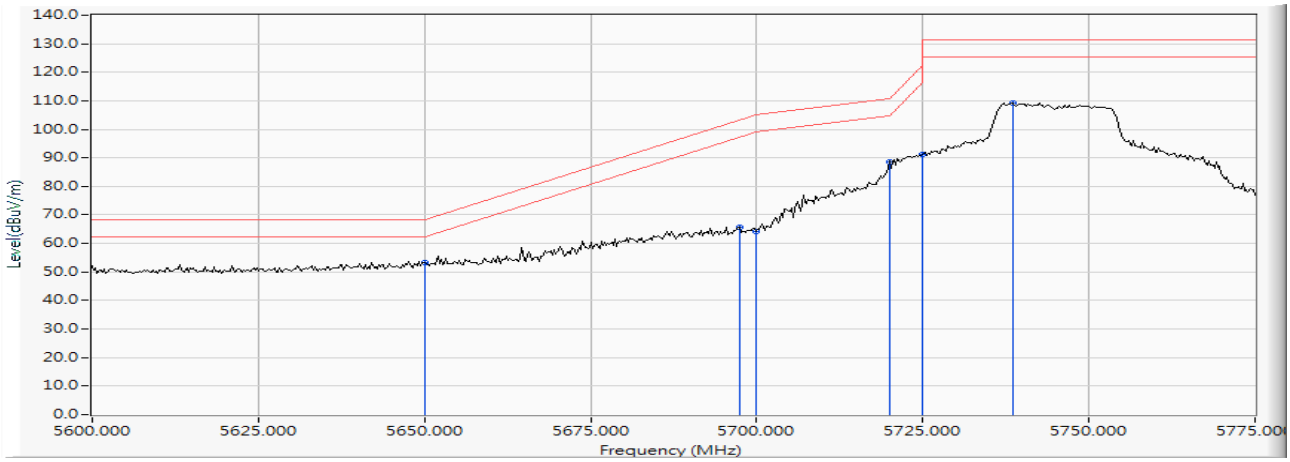

	Frequency (MHz)	Correct Factor (dB)	Reading Level (dBμV)	Measure Level (dBμV /m)	Margin (dB)	Limit (dBμV /m)	Result
Horizontal	5650.000	19.535	33.710	53.246	-14.974	68.220	Pass
Horizontal	5697.391	19.653	46.130	65.783	-37.487	103.270	Pass
Horizontal	5700.000	19.659	44.699	64.358	-40.842	105.200	Pass
Horizontal	5720.000	19.711	68.769	88.480	-22.320	110.800	Pass
Horizontal	5725.000	19.725	71.556	91.281	-30.919	122.200	Pass
Horizontal	5738.478	19.750	89.608	109.358	--	--	--

待測物名稱：Intel® Wireless-AC 9260
待測物型號：9260NGW　　測試項目：操作頻道外的峰值發射
測試頻道：CH 149 (5745 MHz)　　測試模式：Mode 1: SISO A: 發射器 802.11a
6 dB 頻寬：1MHz　　視頻頻寬：1MHz
量測距離：3 M　　天線極化：Vertical
檢測器：峰值　　環境溫度：21 ℃
測試日期：106 年 09 月 29 日　　環境濕度：53 %

RF Radiated Measurement: PEAK

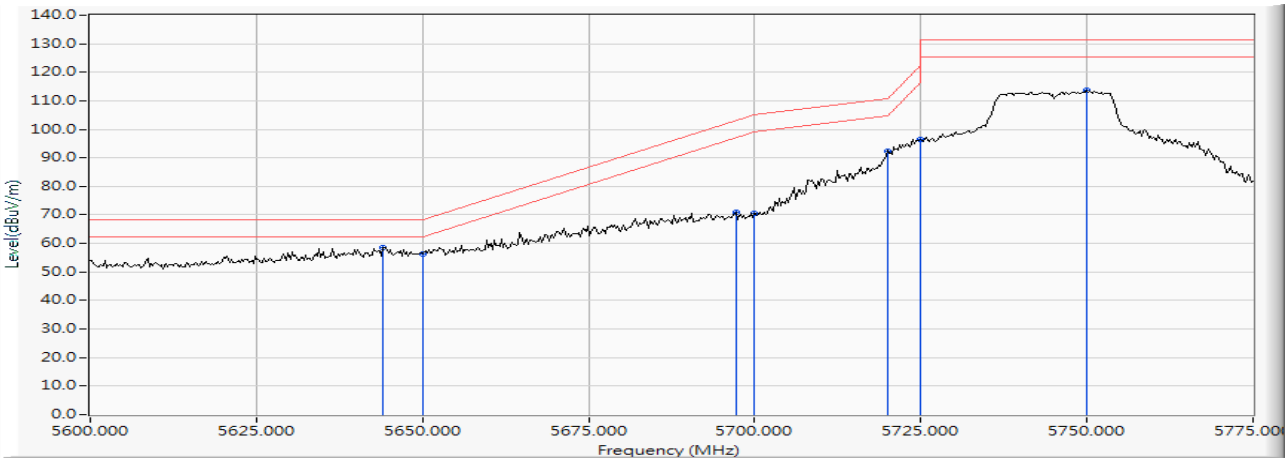

	Frequency (MHz)	Correct Factor (dB)	Reading Level (dBμV)	Measure Level (dBμV /m)	Margin (dB)	Limit (dBμV /m)	Result
Vertical	5644.130	19.522	39.096	58.618	-9.602	68.220	Pass
Vertical	5650.000	19.535	36.948	56.484	-11.736	68.220	Pass
Vertical	5697.138	19.652	51.199	70.851	-32.232	103.083	Pass
Vertical	5700.000	19.659	50.792	70.451	-34.749	105.200	Pass
Vertical	5720.000	19.711	72.743	92.454	-18.346	110.800	Pass
Vertical	5725.000	19.725	76.740	96.465	-25.735	122.200	Pass
Vertical	5749.891	19.773	93.900	113.673	--	--	--

待測物名稱：Intel® Wireless-AC 9260

待測物型號：9260NGW　　測試項目：操作頻道外的峰值發射

測試頻道：CH 165 (5825 MHz)　　測試模式：Mode 1: SISO A: 發射器 802.11a

6 dB 頻寬：1MHz　　視頻頻寬：1MHz

量測距離：3 M　　天線極化：Horizontal

檢測器：峰值　　環境溫度：21 ℃

測試日期：106 年 09 月 29 日　　環境濕度：53 %

RF Radiated Measurement: PEAK

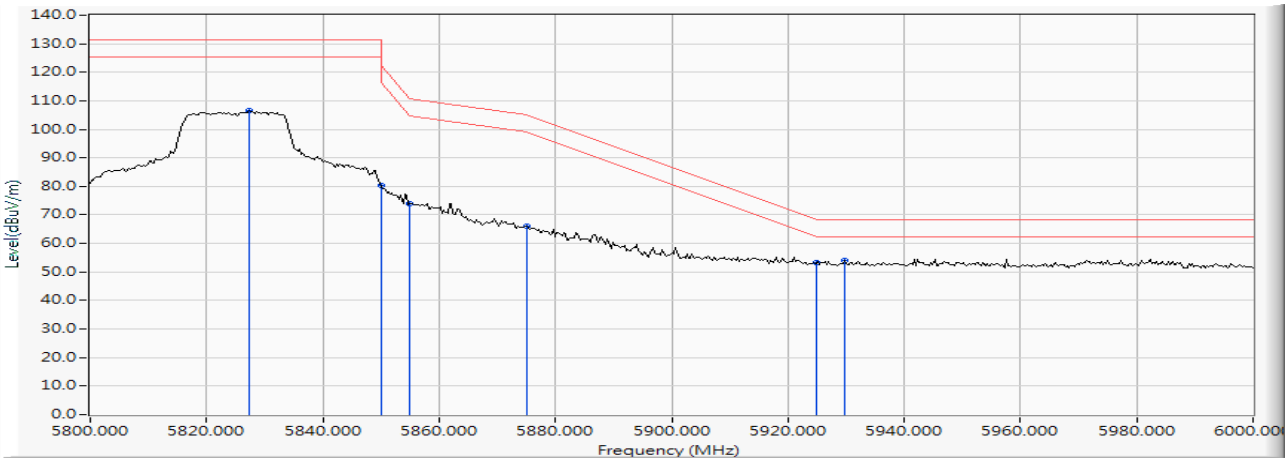

	Frequency (MHz)	Correct Factor (dB)	Reading Level (dBμV)	Measure Level (dBμV /m)	Margin (dB)	Limit (dBμV /m)	Result
Horizontal	5827.246	19.945	86.470	106.416	--	--	--
Horizontal	5850.000	19.992	60.493	80.485	-41.715	122.200	Pass
Horizontal	5855.000	20.003	53.884	73.886	-36.914	110.800	Pass
Horizontal	5875.000	20.048	46.115	66.162	-39.038	105.200	Pass
Horizontal	5925.000	20.181	33.026	53.208	-14.992	68.200	Pass
Horizontal	5929.855	20.193	33.989	54.182	-14.018	68.200	Pass

待測物名稱：Intel® Wireless-AC 9260
待測物型號：9260NGW　　測試項目：操作頻道外的峰值發射
測試頻道：CH 165 (5825 MHz)　　測試模式：Mode 1: SISO A: 發射器 802.11a
6 dB 頻寬：1MHz　　視頻頻寬：1MHz
量測距離：3 M　　天線極化：Vertical
檢測器：峰值　　環境溫度：21 ℃
測試日期：106 年 09 月 29 日　　環境濕度：53 %

RF Radiated Measurement: PEAK

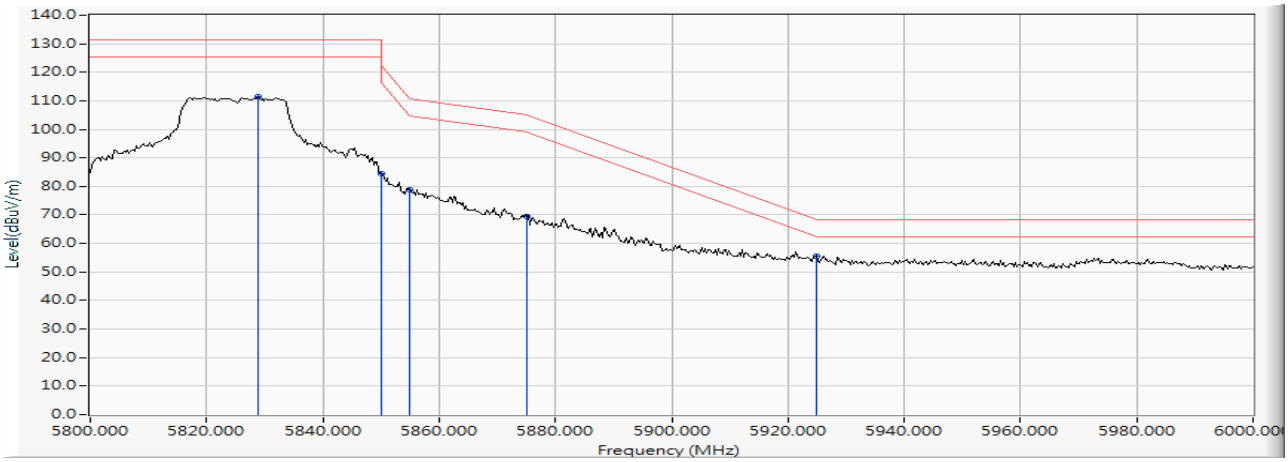

	Frequency (MHz)	Correct Factor (dB)	Reading Level (dBμV)	Measure Level (dBμV /m)	Margin (dB)	Limit (dBμV /m)	Result
Vertical	5828.986	19.950	91.493	111.444	--	--	--
Vertical	5850.000	19.992	64.479	84.471	-37.729	122.200	Pass
Vertical	5855.000	20.003	58.646	78.648	-32.152	110.800	Pass
Vertical	5875.000	20.048	49.576	69.623	-35.577	105.200	Pass
Vertical	5925.000	20.181	35.229	55.411	-12.789	68.200	Pass

待測物名稱：Intel® Wireless-AC 9260

待測物型號：9260NGW　　測試項目：操作頻道外的峰值發射

測試頻道：CH 100 (5500 MHz)　　測試模式：Mode 1: SISO A: 發射器 802.11n-20BW

6 dB 頻寬：1MHz　　視頻頻寬：1MHz

量測距離：3 M　　天線極化：Horizontal

檢測器：峰值　　環境溫度：21 ℃

測試日期：106 年 09 月 29 日　　環境濕度：53 %

RF Radiated Measurement:

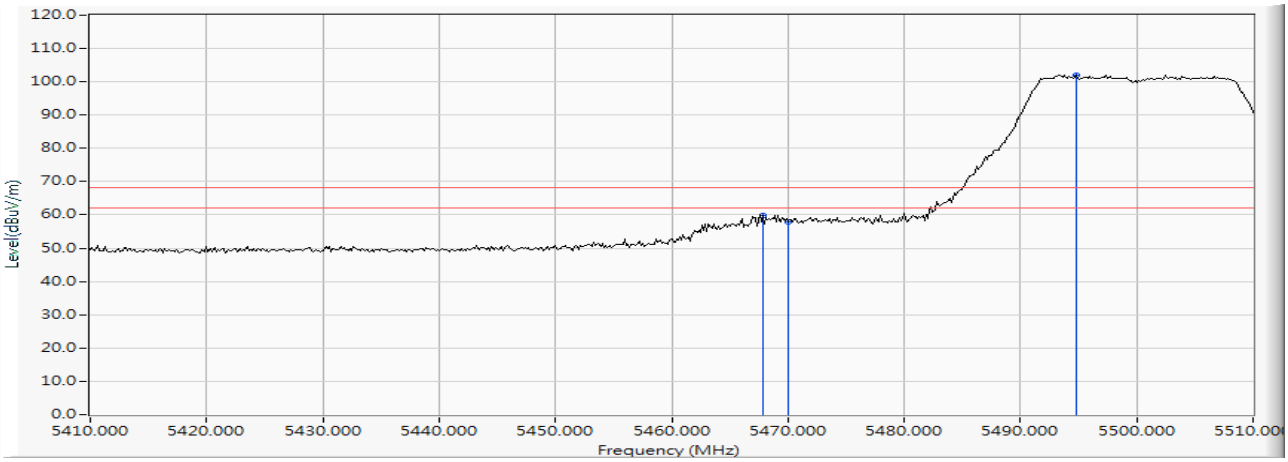

	Frequency (MHz)	Correct Factor (dB)	Reading Level (dBμV)	Measure Level (dBμV /m)	Margin (dB)	Limit (dBμV /m)	Result
Horizontal	5467.826	19.107	40.783	59.890	-8.330	68.220	Pass
Horizontal	5470.000	19.110	38.691	57.801	-10.419	68.220	Pass
Horizontal	5494.783	19.189	82.849	102.038	--	--	--

待測物名稱：Intel® Wireless-AC 9260

待測物型號：9260NGW　　測試項目：操作頻道外的峰值發射

測試頻道：CH 100 (5500 MHz)　　測試模式：Mode 1: SISO A: 發射器 802.11n-20BW

6 dB 頻寬：1MHz　　視頻頻寬：1MHz

量測距離：3 M　　天線極化：Vertical

檢測器：峰值　　環境溫度：21 ℃

測試日期：106 年 09 月 29 日　　環境濕度：53 %

RF Radiated Measurement:

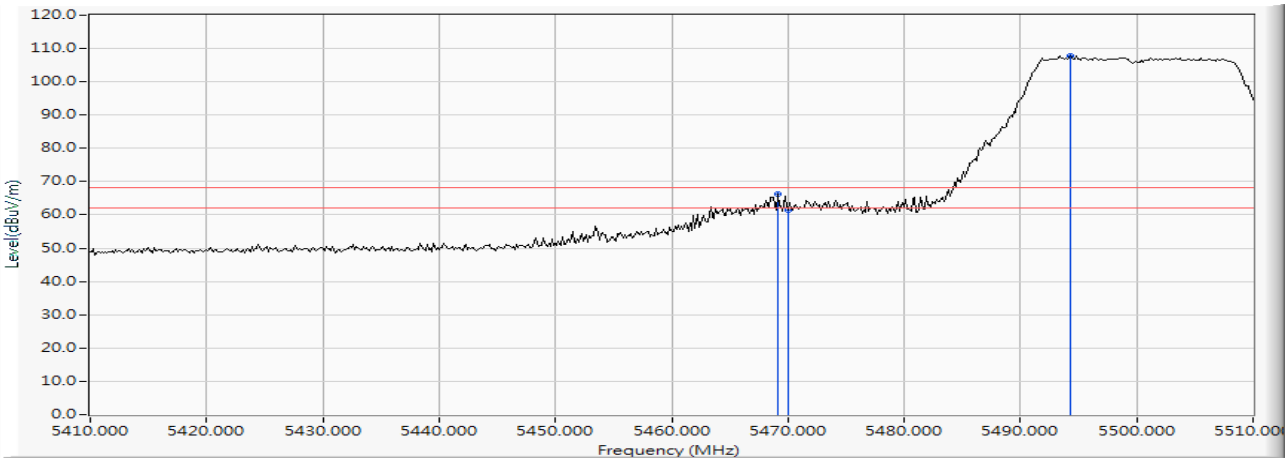

	Frequency (MHz)	Correct Factor (dB)	Reading Level (dBμV)	Measure Level (dBμV /m)	Margin (dB)	Limit (dBμV /m)	Result
Vertical	5469.130	19.108	47.146	66.255	-1.965	68.220	Pass
Vertical	5470.000	19.110	42.412	61.522	-6.698	68.220	Pass
Vertical	5494.348	19.188	88.742	107.931	--	--	--

待測物名稱：Intel® Wireless-AC 9260

待測物型號：9260NGW　　測試項目：操作頻道外的峰值發射

測試頻道：CH 140 (5700 MHz)　　測試模式：Mode 1: SISO A: 發射器 802.11n-20BW

6 dB 頻寬：1MHz　　視頻頻寬：1MHz

量測距離：3 M　　天線極化：Horizontal

檢測器：峰值　　環境溫度：21 ℃

測試日期：106 年 09 月 29 日　　環境濕度：53 %

RF Radiated Measurement:

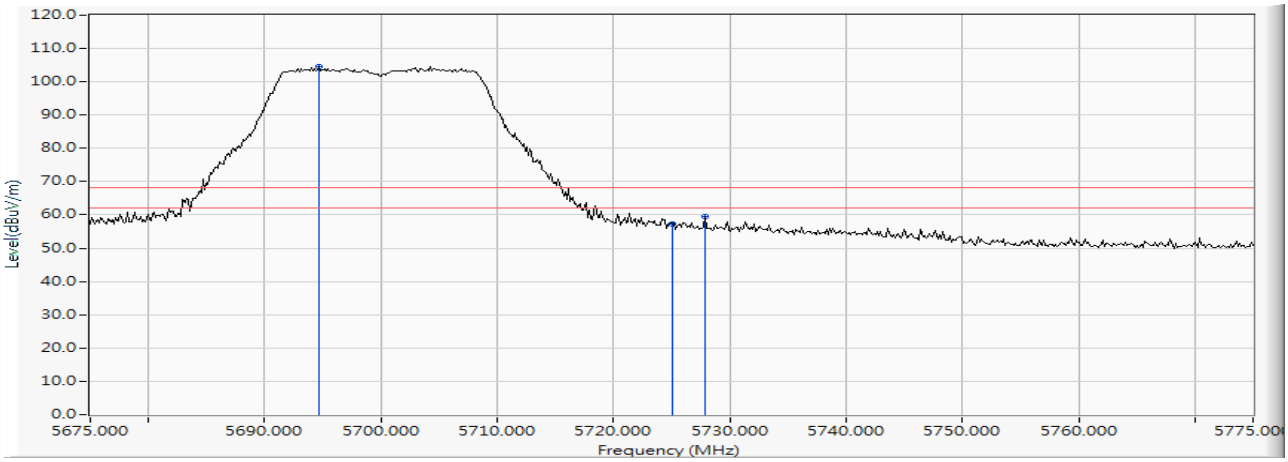

	Frequency (MHz)	Correct Factor (dB)	Reading Level (dBμV)	Measure Level (dBμV /m)	Margin (dB)	Limit (dBμV /m)	Result
Horizontal	5694.710	19.646	84.854	104.501	--	--	--
Horizontal	5725.000	19.725	37.537	57.262	-10.958	68.220	Pass
Horizontal	5727.899	19.732	39.797	59.529	-8.691	68.220	Pass

待測物名稱：Intel® Wireless-AC 9260

待測物型號：9260NGW　　測試項目：操作頻道外的峰值發射

測試頻道：CH 140 (5700 MHz)　　測試模式：Mode 1: SISO A: 發射器 802.11n-20BW

6 dB 頻寬：1MHz　　視頻頻寬：1MHz

量測距離：3 M　　天線極化：Vertical

檢測器：峰值　　環境溫度：21 ℃

測試日期：106 年 09 月 29 日　　環境濕度：53 %

RF Radiated Measurement:

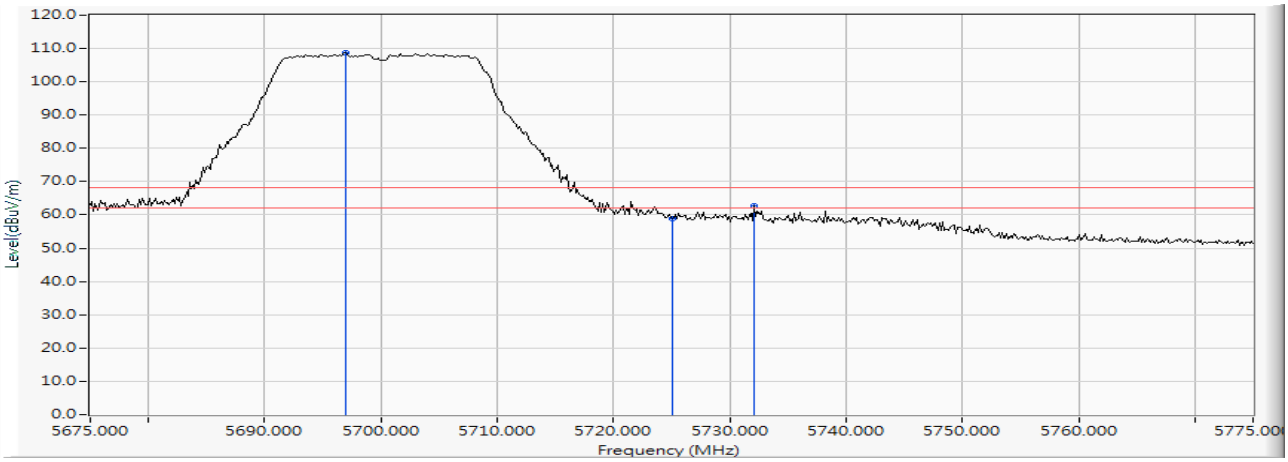

	Frequency (MHz)	Correct Factor (dB)	Reading Level (dBμV)	Measure Level (dBμV /m)	Margin (dB)	Limit (dBμV /m)	Result
Vertical	5697.029	19.652	89.229	108.881	--	--	--
Vertical	5725.000	19.725	39.123	58.848	-9.372	68.220	Pass
Vertical	5732.101	19.740	42.844	62.584	-5.636	68.220	Pass

待測物名稱：Intel® Wireless-AC 9260

待測物型號：9260NGW　　測試項目：操作頻道外的峰值發射

測試頻道：CH 149 (5745 MHz)　　測試模式：Mode 1: SISO A: 發射器 802.11n-20BW

6 dB 頻寬：1MHz　　視頻頻寬：1MHz

量測距離：3 M　　天線極化：Horizontal

檢測器：峰值　　環境溫度：21 ℃

測試日期：106 年 09 月 29 日　　環境濕度：53 %

RF Radiated Measurement:

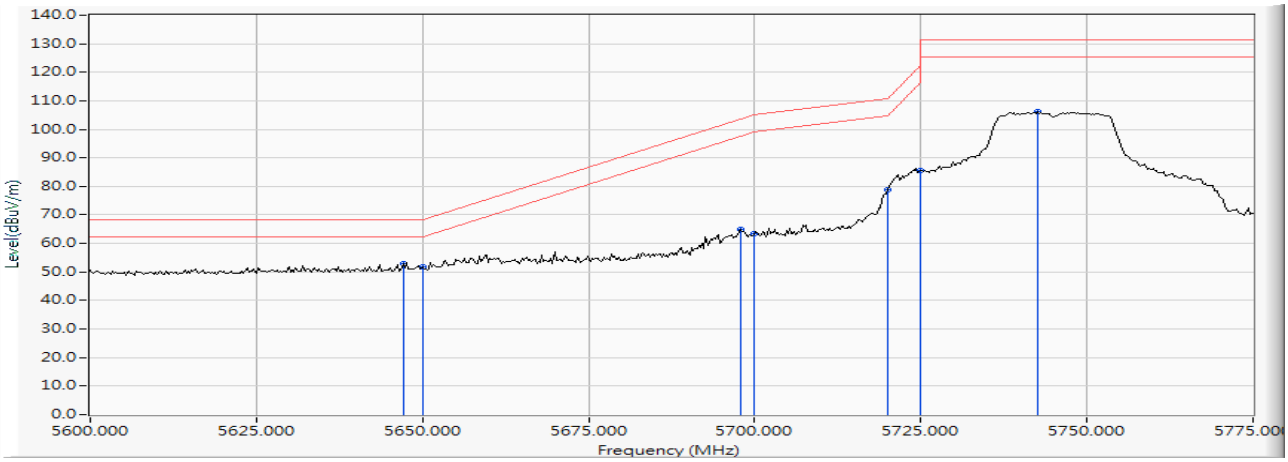

	Frequency (MHz)	Correct Factor (dB)	Reading Level (dBμV)	Measure Level (dBμV /m)	Margin (dB)	Limit (dBμV /m)	Result
Horizontal	5647.174	19.530	33.559	53.088	-15.132	68.220	Pass
Horizontal	5650.000	19.535	32.264	51.800	-16.420	68.220	Pass
Horizontal	5697.899	19.654	45.100	64.754	-38.892	103.646	Pass
Horizontal	5700.000	19.659	43.726	63.385	-41.815	105.200	Pass
Horizontal	5720.000	19.711	59.258	78.969	-31.831	110.800	Pass
Horizontal	5725.000	19.725	65.839	85.564	-36.636	122.200	Pass
Horizontal	5742.536	19.757	86.611	106.368	--	--	--

待測物名稱：Intel® Wireless-AC 9260

待測物型號：9260NGW　　測試項目：操作頻道外的峰值發射

測試頻道：CH 149 (5745 MHz)　　測試模式：Mode 1: SISO A: 發射器 802.11n-20BW

6 dB 頻寬：1MHz　　視頻頻寬：1MHz

量測距離：3 M　　天線極化：Vertical

檢測器：峰值　　環境溫度：21 ℃

測試日期：106 年 09 月 29 日　　環境濕度：53 %

RF Radiated Measurement:

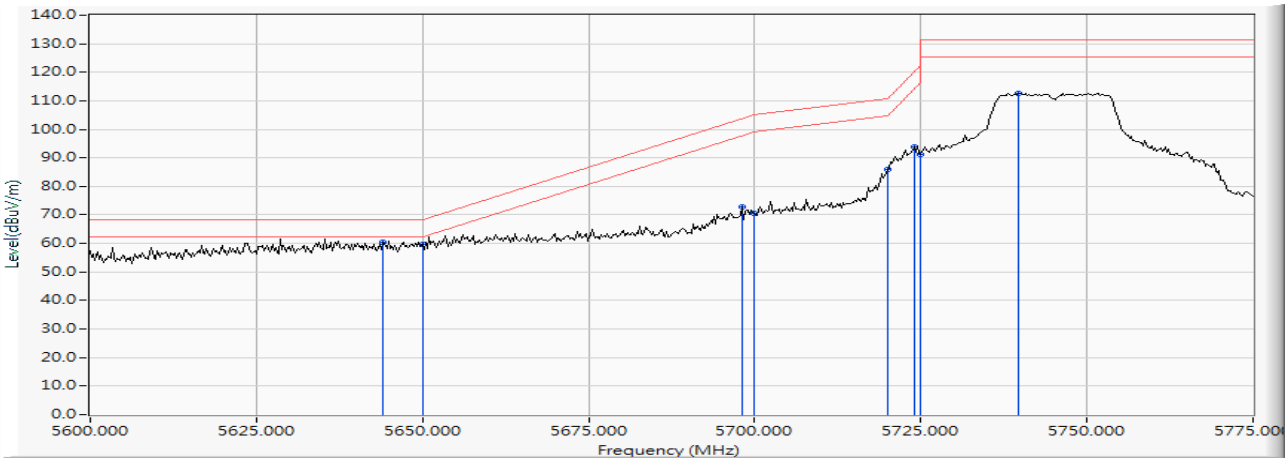

	Frequency (MHz)	Correct Factor (dB)	Reading Level (dBμV)	Measure Level (dBμV /m)	Margin (dB)	Limit (dBμV /m)	Result
Vertical	5644.130	19.522	40.857	60.379	-7.841	68.220	Pass
Vertical	5650.000	19.535	40.107	59.643	-8.577	68.220	Pass
Vertical	5698.152	19.655	53.230	72.884	-30.949	103.833	Pass
Vertical	5700.000	19.659	50.735	70.394	-34.806	105.200	Pass
Vertical	5720.000	19.711	66.372	86.083	-24.717	110.800	Pass
Vertical	5724.022	19.722	74.198	93.920	-26.050	119.970	Pass
Vertical	5725.000	19.725	71.417	91.142	-31.058	122.200	Pass
Vertical	5739.746	19.752	92.851	112.603	--	--	--

待測物名稱：Intel® Wireless-AC 9260

待測物型號：9260NGW　　測試項目：操作頻道外的峰值發射

測試頻道：CH 165 (5825 MHz)　　測試模式：Mode 1: SISO A: 發射器 802.11n-20BW

6 dB 頻寬：1MHz　　視頻頻寬：1MHz

量測距離：3 M　　天線極化：Horizontal

檢測器：峰值　　環境溫度：21 ℃

測試日期：106 年 09 月 29 日　　環境濕度：53 %

RF Radiated Measurement:

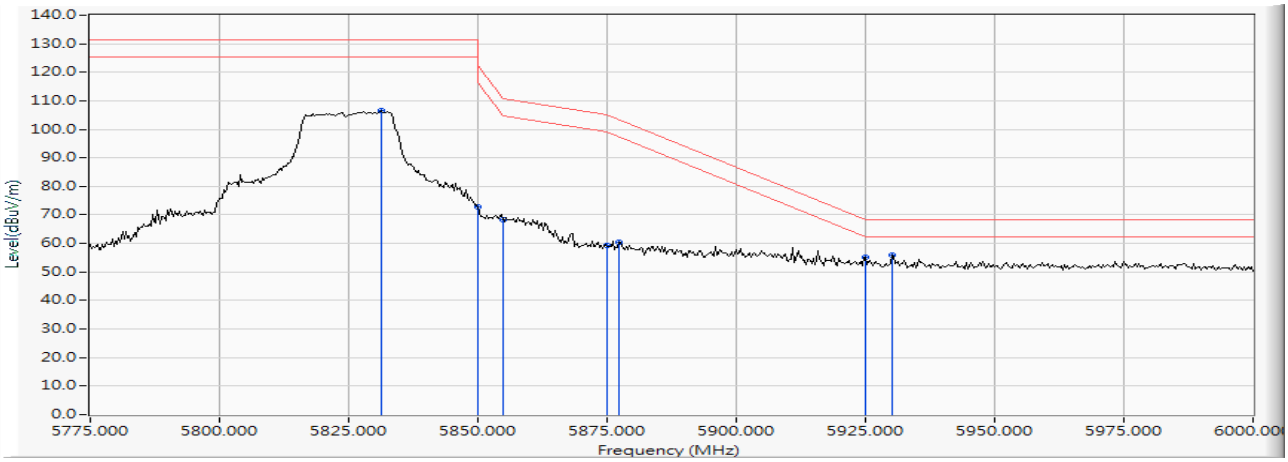

	Frequency (MHz)	Correct Factor (dB)	Reading Level (dBμV)	Measure Level (dBμV /m)	Margin (dB)	Limit (dBμV /m)	Result
Horizontal	5831.413	19.958	86.477	106.434	--	--	--
Horizontal	5850.000	19.992	52.706	72.698	-49.502	122.200	Pass
Horizontal	5855.000	20.003	48.334	68.336	-42.464	110.800	Pass
Horizontal	5875.000	20.048	39.216	59.263	-45.937	105.200	Pass
Horizontal	5877.391	20.053	40.490	60.543	-42.888	103.431	Pass
Horizontal	5925.000	20.181	34.844	55.026	-13.174	68.200	Pass
Horizontal	5930.217	20.193	35.853	56.047	-12.153	68.200	Pass

待測物名稱：Intel® Wireless-AC 9260

待測物型號：9260NGW　　測試項目：操作頻道外的峰值發射

測試頻道：CH 165 (5825 MHz)　　測試模式：Mode 1: SISO A: 發射器 802.11n-20BW

6 dB 頻寬：1MHz　　視頻頻寬：1MHz

量測距離：3 M　　天線極化：Vertical

檢測器：峰值　　環境溫度：21 ℃

測試日期：106 年 09 月 29 日　　環境濕度：53 %

RF Radiated Measurement:

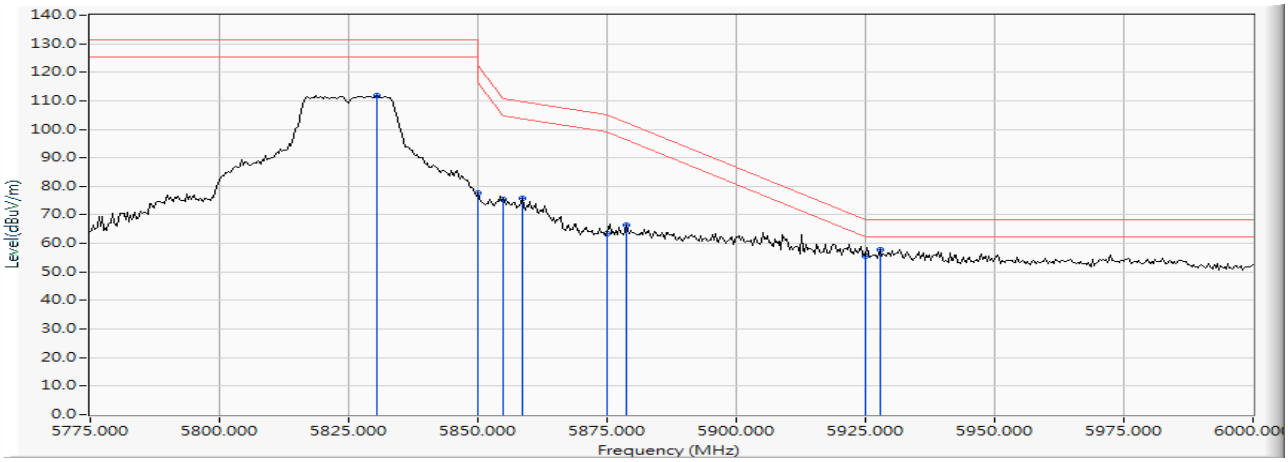

	Frequency (MHz)	Correct Factor (dB)	Reading Level (dBμV)	Measure Level (dBμV /m)	Margin (dB)	Limit (dBμV /m)	Result
Vertical	5830.435	19.955	92.022	111.977	--	--	--
Vertical	5850.000	19.992	57.653	77.645	-44.555	122.200	Pass
Vertical	5855.000	20.003	55.358	75.360	-35.440	110.800	Pass
Vertical	5858.478	20.009	55.846	75.856	-33.970	109.826	Pass
Vertical	5875.000	20.048	43.530	63.577	-41.623	105.200	Pass
Vertical	5878.696	20.057	46.515	66.571	-35.894	102.465	Pass
Vertical	5925.000	20.181	35.238	55.420	-12.780	68.200	Pass
Vertical	5927.935	20.189	37.557	57.746	-10.454	68.200	Pass

待測物名稱：Intel® Wireless-AC 9260

待測物型號：9260NGW　　測試項目：操作頻道外的峰值發射

測試頻道：CH 102 (5510MHz)　　測試模式：Mode 1: SISO A: 發射器 802.11n-40BW

6 dB 頻寬：1MHz　　視頻頻寬：1MHz

量測距離：3 M　　天線極化：Horizontal

檢測器：峰值　　環境溫度：21 ℃

測試日期：106 年 09 月 29 日　　環境濕度：53 %

RF Radiated Measurement:

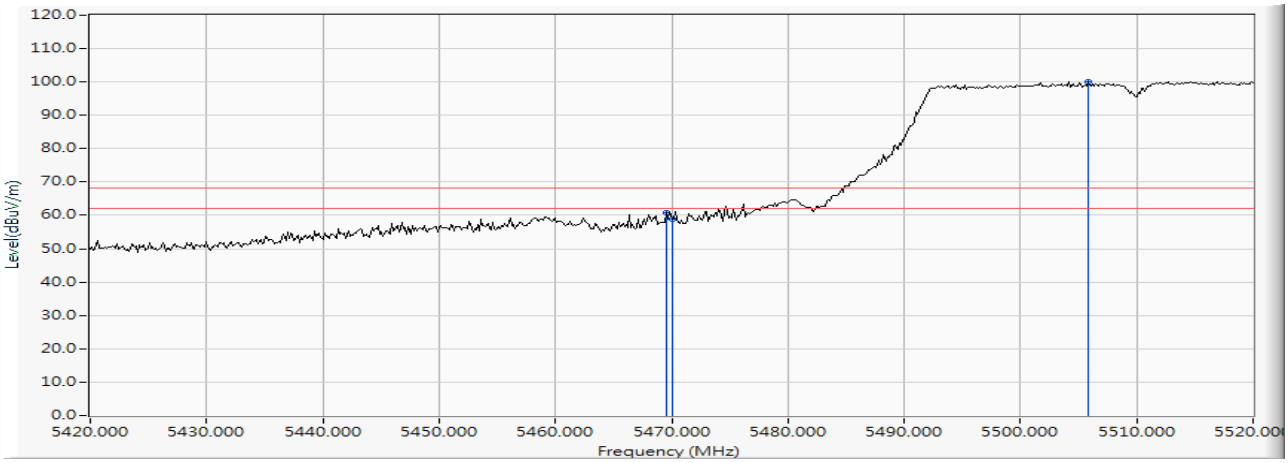

	Frequency (MHz)	Correct Factor (dB)	Reading Level (dBμV)	Measure Level (dBμV /m)	Margin (dB)	Limit (dBμV /m)	Result
Horizontal	5469.565	19.110	41.688	60.797	-7.423	68.220	Pass
Horizontal	5470.000	19.110	39.752	58.862	-9.358	68.220	Pass
Horizontal	5505.797	19.196	80.999	100.195	--	--	--

待測物名稱：Intel® Wireless-AC 9260

待測物型號：9260NGW　　測試項目：操作頻道外的峰值發射

測試頻道：CH 102 (5510MHz)　　測試模式：Mode 1: SISO A: 發射器 802.11n-40BW

6 dB 頻寬：1MHz　　視頻頻寬：1MHz

量測距離：3 M　　天線極化：Vertical

檢測器：峰值　　環境溫度：21 ℃

測試日期：106 年 09 月 29 日　　環境濕度：53 %

RF Radiated Measurement:

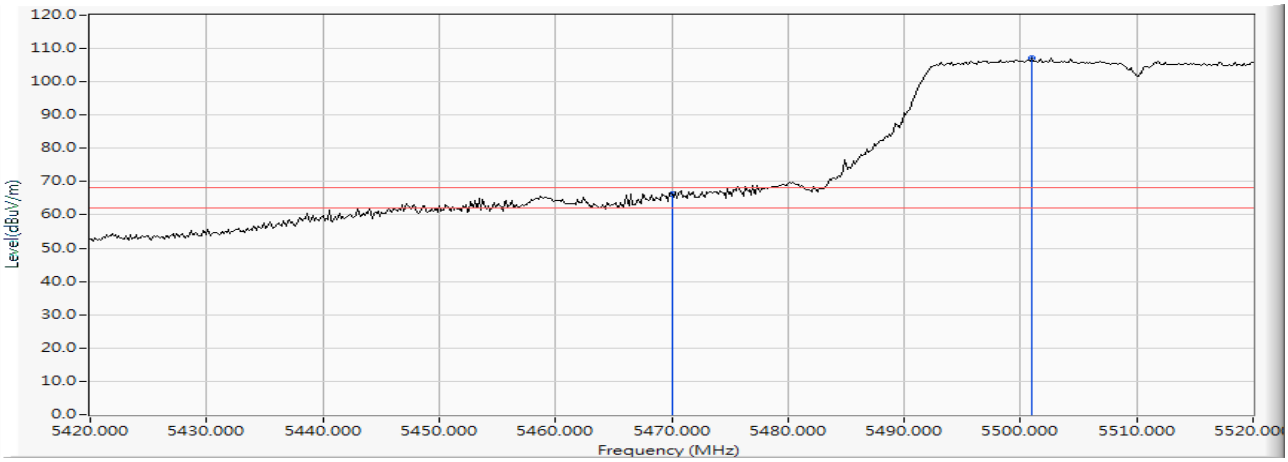

	Frequency (MHz)	Correct Factor (dB)	Reading Level (dBμV)	Measure Level (dBμV /m)	Margin (dB)	Limit (dBμV /m)	Result
Vertical	5470.000	19.110	47.046	66.156	-2.064	68.220	Pass
Vertical	5501.014	19.194	88.066	107.260	--	--	--

待測物名稱：Intel® Wireless-AC 9260

待測物型號：9260NGW　　測試項目：操作頻道外的峰值發射

測試頻道：CH 134 (5670MHz)　　測試模式：Mode 1: SISO A: 發射器 802.11n-40BW

6 dB 頻寬：1MHz　　視頻頻寬：1MHz

量測距離：3 M　　天線極化：Horizontal

檢測器：峰值　　環境溫度：21 ℃

測試日期：106 年 09 月 29 日　　環境濕度：53 %

RF Radiated Measurement:

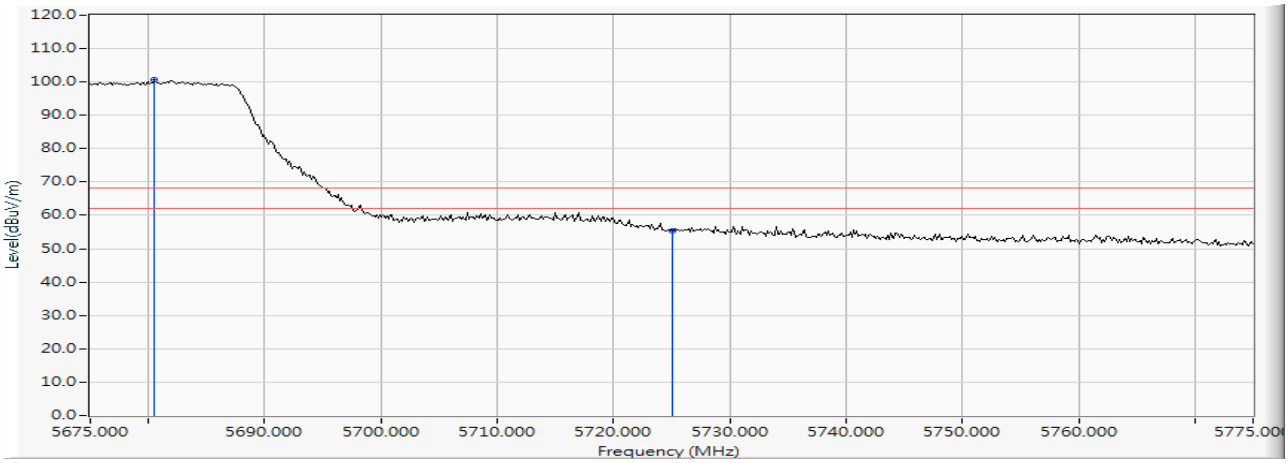

	Frequency (MHz)	Correct Factor (dB)	Reading Level (dBμV)	Measure Level (dBμV /m)	Margin (dB)	Limit (dBμV /m)	Result
Horizontal	5680.507	19.603	80.966	100.570	--	--	--
Horizontal	5725.000	19.725	35.641	55.366	-12.854	68.220	Pass

待測物名稱：Intel® Wireless-AC 9260

待測物型號：9260NGW　　測試項目：操作頻道外的峰值發射

測試頻道：CH 134 (5670MHz)　　測試模式：Mode 1: SISO A: 發射器 802.11n-40BW

6 dB 頻寬：1MHz　　視頻頻寬：1MHz

量測距離：3 M　　天線極化：Vertical

檢測器：峰值　　環境溫度：21 ℃

測試日期：106 年 09 月 29 日　　環境濕度：53 %

RF Radiated Measurement:

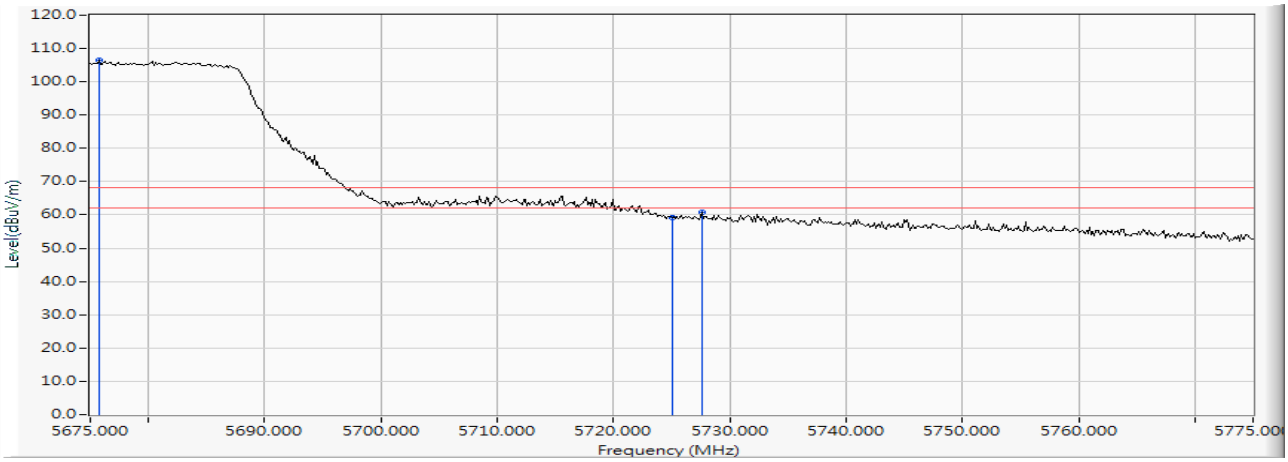

	Frequency (MHz)	Correct Factor (dB)	Reading Level (dBμV)	Measure Level (dBμV /m)	Margin (dB)	Limit (dBμV /m)	Result
Vertical	5675.725	19.588	86.826	106.414	--	--	--
Vertical	5725.000	19.725	39.482	59.207	-9.013	68.220	Pass
Vertical	5727.609	19.731	40.923	60.654	-7.566	68.220	Pass

待測物名稱：Intel® Wireless-AC 9260

待測物型號：9260NGW　　測試項目：操作頻道外的峰值發射

測試頻道：CH 151 (5755MHz)　　測試模式：Mode 1: SISO A: 發射器 802.11n-40BW

6 dB 頻寬：1MHz　　視頻頻寬：1MHz

量測距離：3 M　　天線極化：Horizontal

檢測器：峰值　　環境溫度：21 ℃

測試日期：106 年 09 月 29 日　　環境濕度：53 %

RF Radiated Measurement:

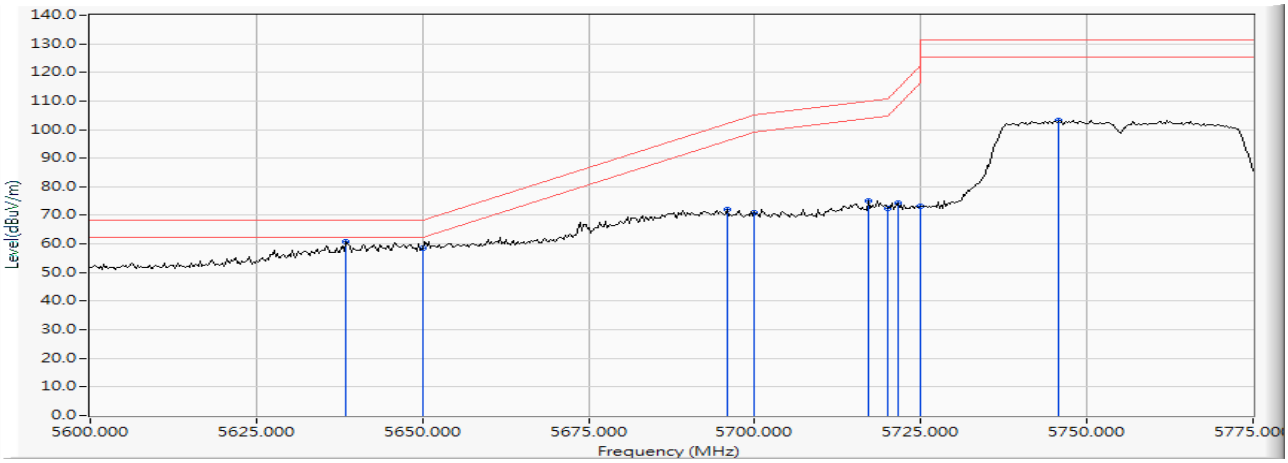

	Frequency (MHz)	Correct Factor (dB)	Reading Level (dBμV)	Measure Level (dBμV /m)	Margin (dB)	Limit (dBμV /m)	Result
Horizontal	5638.551	19.509	41.452	60.961	-7.259	68.220	Pass
Horizontal	5650.000	19.535	39.193	58.729	-9.491	68.220	Pass
Horizontal	5695.870	19.650	52.409	72.058	-30.087	102.145	Pass
Horizontal	5700.000	19.659	51.333	70.992	-34.208	105.200	Pass
Horizontal	5717.174	19.704	55.446	75.149	-34.860	110.009	Pass
Horizontal	5720.000	19.711	52.701	72.412	-38.388	110.800	Pass
Horizontal	5721.486	19.715	54.663	74.378	-39.810	114.188	Pass
Horizontal	5725.000	19.725	53.556	73.281	-48.919	122.200	Pass
Horizontal	5745.833	19.764	83.598	103.362	--	--	--

待測物名稱：Intel® Wireless-AC 9260

待測物型號：9260NGW　　測試項目：操作頻道外的峰值發射

測試頻道：CH 151 (5755MHz)　　測試模式：Mode 1: SISO A: 發射器 802.11n-40BW

6 dB 頻寬：1MHz　　視頻頻寬：1MHz

量測距離：3 M　　天線極化：Vertical

檢測器：峰值　　環境溫度：21 ℃

測試日期：106 年 09 月 29 日　　環境濕度：53 %

RF Radiated Measurement:

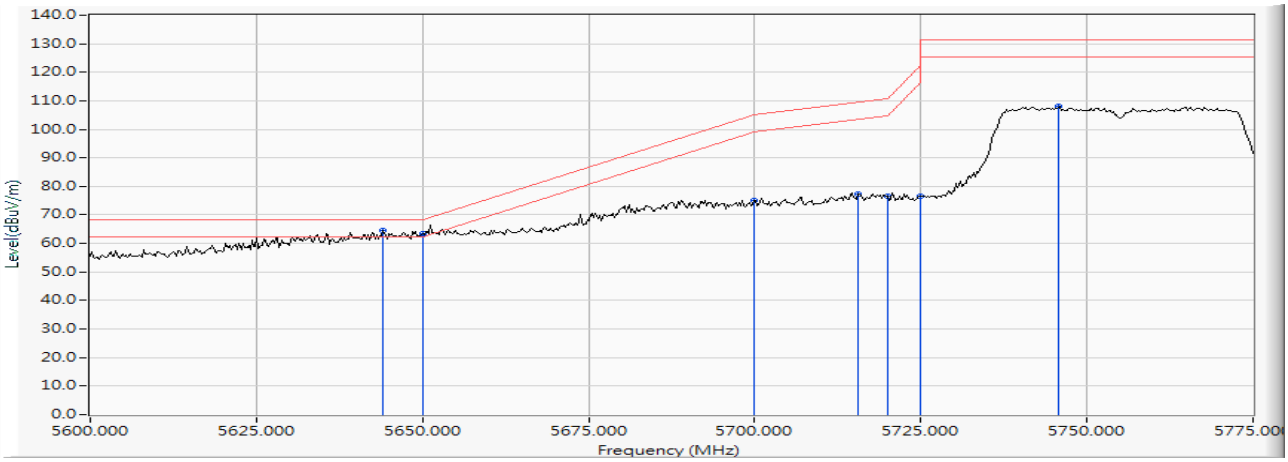

	Frequency (MHz)	Correct Factor (dB)	Reading Level (dBμV)	Measure Level (dBμV /m)	Margin (dB)	Limit (dBμV /m)	Result
Vertical	5644.130	19.522	44.969	64.491	-3.729	68.220	Pass
Vertical	5650.000	19.535	43.955	63.491	-4.729	68.220	Pass
Vertical	5700.000	19.659	55.394	75.053	-30.147	105.200	Pass
Vertical	5715.652	19.699	57.633	77.332	-32.251	109.583	Pass
Vertical	5720.000	19.711	56.677	76.388	-34.412	110.800	Pass
Vertical	5725.000	19.725	56.809	76.534	-45.666	122.200	Pass
Vertical	5745.833	19.764	88.272	108.036	--	--	--

待測物名稱：Intel® Wireless-AC 9260

待測物型號：9260NGW　　測試項目：操作頻道外的峰值發射

測試頻道：CH 159 (5795MHz)　　測試模式：Mode 1: SISO A: 發射器 802.11n-40BW

6 dB 頻寬：1MHz　　視頻頻寬：1MHz

量測距離：3 M　　天線極化：Horizontal

檢測器：峰值　　環境溫度：21 ℃

測試日期：106 年 09 月 29 日　　環境濕度：53 %

RF Radiated Measurement:

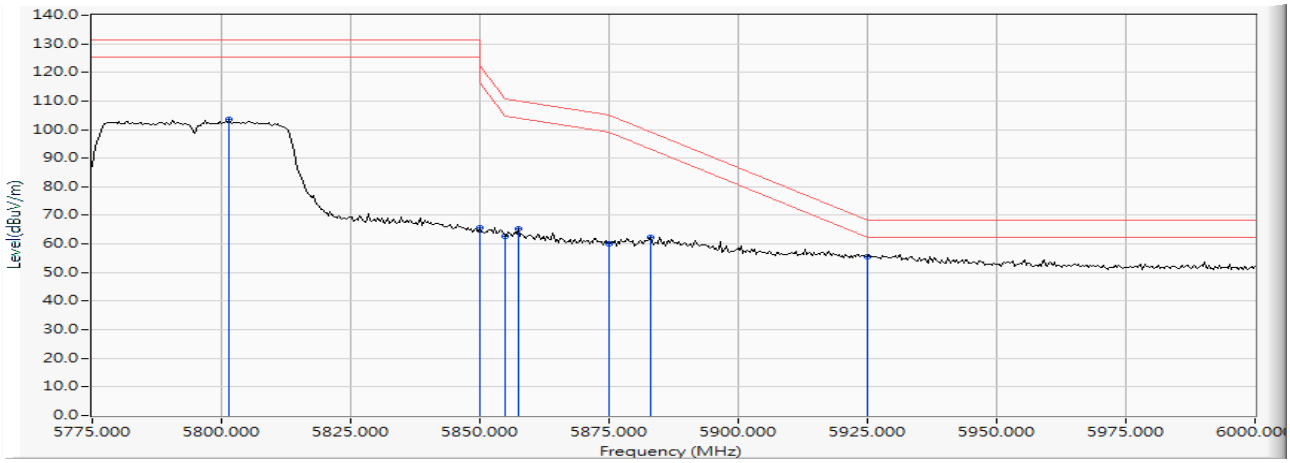

	Frequency (MHz)	Correct Factor (dB)	Reading Level (dBμV)	Measure Level (dBμV /m)	Margin (dB)	Limit (dBμV /m)	Result
Horizontal	5801.413	19.897	83.528	103.425	--	--	--
Horizontal	5850.000	19.992	45.606	65.598	-56.602	122.200	Pass
Horizontal	5855.000	20.003	42.827	62.829	-47.971	110.800	Pass
Horizontal	5857.500	20.008	45.131	65.138	-44.962	110.100	Pass
Horizontal	5875.000	20.048	40.193	60.240	-44.960	105.200	Pass
Horizontal	5882.935	20.066	42.166	62.232	-37.096	99.328	Pass
Horizontal	5925.000	20.181	35.356	55.538	-12.662	68.200	Pass

待測物名稱：Intel® Wireless-AC 9260

待測物型號：9260NGW　　測試項目：操作頻道外的峰值發射

測試頻道：CH 159 (5795MHz)　　測試模式：Mode 1: SISO A: 發射器 802.11n-40BW

6 dB 頻寬：1MHz　　視頻頻寬：1MHz

量測距離：3 M　　天線極化：Vertical

檢測器：峰值　　環境溫度：21 ℃

測試日期：106 年 09 月 29 日　　環境濕度：53 %

RF Radiated Measurement:

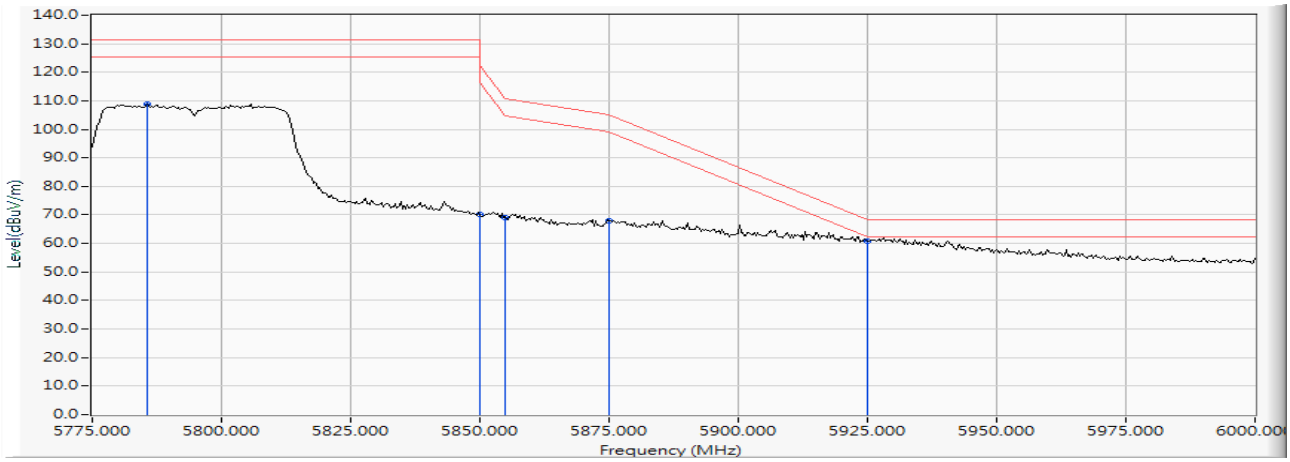

	Frequency (MHz)	Correct Factor (dB)	Reading Level (dBμV)	Measure Level (dBμV /m)	Margin (dB)	Limit (dBμV /m)	Result
Vertical	5785.761	19.851	88.873	108.723	--	--	--
Vertical	5850.000	19.992	50.088	70.080	-52.120	122.200	Pass
Vertical	5855.000	20.003	49.092	69.094	-41.706	110.800	Pass
Vertical	5875.000	20.048	48.054	68.101	-37.099	105.200	Pass
Vertical	5925.000	20.181	40.589	60.771	-7.429	68.200	Pass

待測物名稱：Intel® Wireless-AC 9260

待測物型號：9260NGW　　測試項目：操作頻道外的峰值發射

測試頻道：CH 106 (5530 MHz)　　測試模式：Mode 1: SISO A: 發射器 802.11ac-80BW

6 dB 頻寬：1MHz　　視頻頻寬：1MHz

量測距離：3 M　　天線極化：Horizontal

檢測器：峰值　　環境溫度：21 ℃

測試日期：106 年 10 月 05 日　　環境濕度：53 %

RF Radiated Measurement:

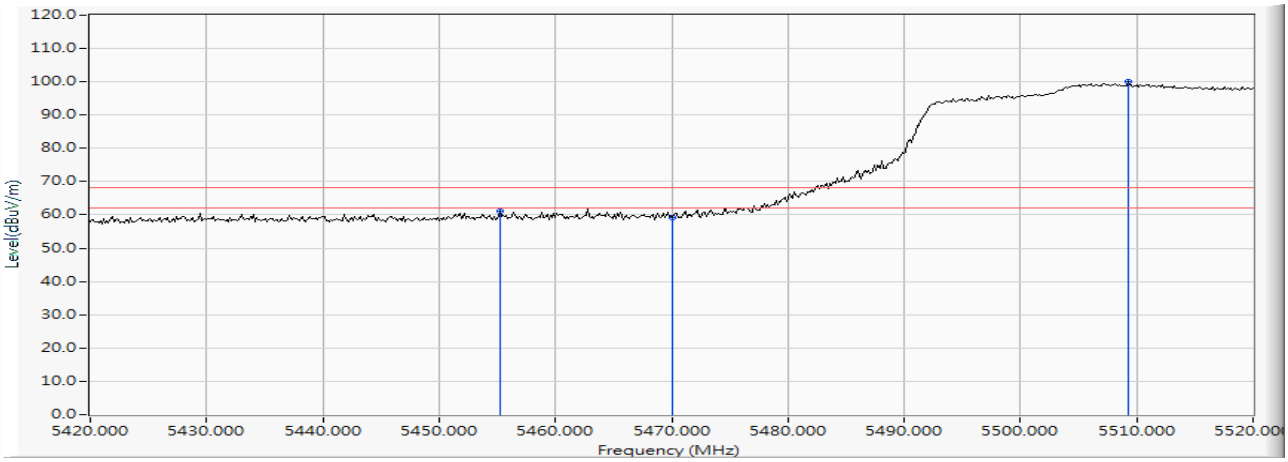

	Frequency (MHz)	Correct Factor (dB)	Reading Level (dBμV)	Measure Level (dBμV /m)	Margin (dB)	Limit (dBμV /m)	Result
Horizontal	5455.217	19.086	42.173	61.259	-6.961	68.220	Pass
Horizontal	5470.000	19.110	39.975	59.085	-9.135	68.220	Pass
Horizontal	5509.275	19.198	80.742	99.940	--	--	--

待測物名稱：Intel® Wireless-AC 9260

待測物型號：9260NGW　　測試項目：操作頻道外的峰值發射

測試頻道：CH 106 (5530 MHz)　　測試模式：Mode 1: SISO A: 發射器 802.11ac-80BW

6 dB 頻寬：1MHz　　視頻頻寬：1MHz

量測距離：3 M　　天線極化：Vertical

檢測器：峰值　　環境溫度：21 ℃

測試日期：106 年 10 月 05 日　　環境濕度：53 %

RF Radiated Measurement:

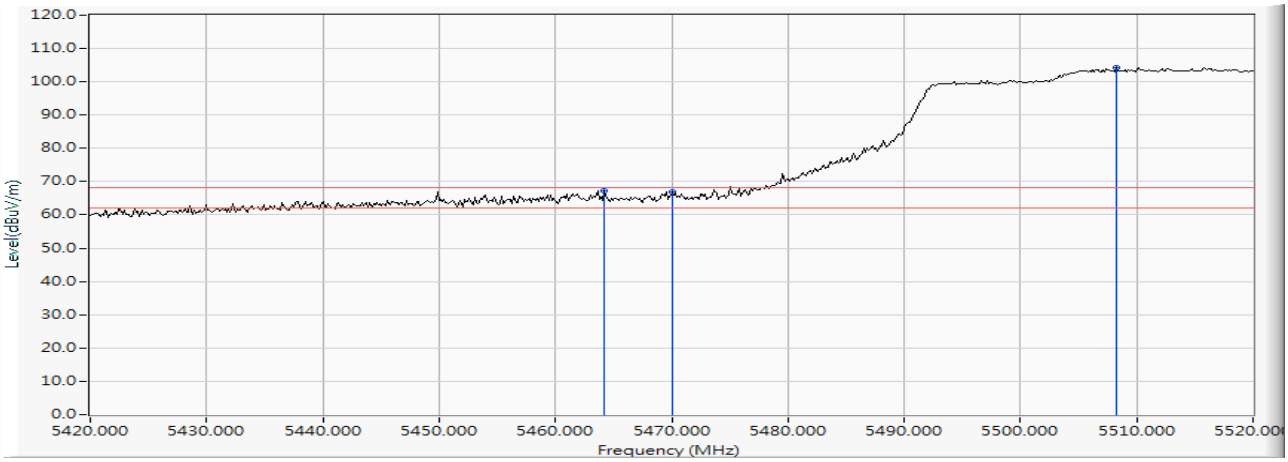

	Frequency (MHz)	Correct Factor (dB)	Reading Level (dBμV)	Measure Level (dBμV /m)	Margin (dB)	Limit (dBμV /m)	Result
Vertical	5464.203	19.102	48.218	67.321	-0.899	68.220	Pass
Vertical	5470.000	19.110	47.700	66.810	-1.410	68.220	Pass
Vertical	5508.261	19.197	85.122	104.319	--	--	--

待測物名稱：Intel® Wireless-AC 9260

待測物型號：9260NGW　　測試項目：操作頻道外的峰值發射

測試頻道：CH 155 (5775 MHz)　　測試模式：Mode 1: SISO A: 發射器 802.11ac-80BW

6 dB 頻寬：1MHz　　視頻頻寬：1MHz

量測距離：3 M　　天線極化：Horizontal

檢測器：峰值　　環境溫度：21 ℃

測試日期：106 年 10 月 05 日　　環境濕度：53 %

RF Radiated Measurement:

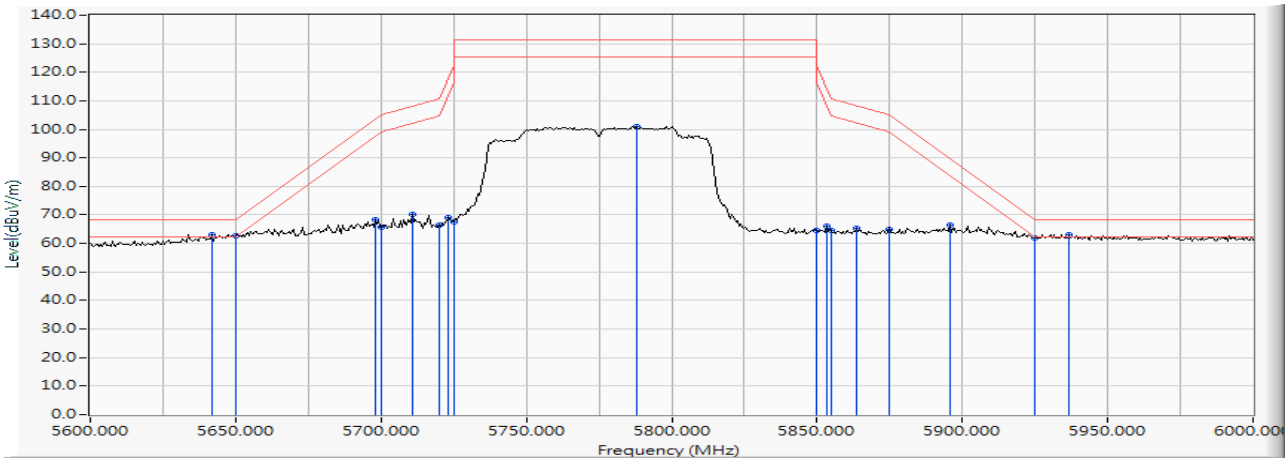

	Frequency (MHz)	Correct Factor (dB)	Reading Level (dBμV)	Measure Level (dBμV /m)	Margin (dB)	Limit (dBμV /m)	Result
Horizontal	5641.739	19.516	43.470	62.986	-5.234	68.220	Pass
Horizontal	5650.000	19.535	43.132	62.668	-5.552	68.220	Pass
Horizontal	5697.971	19.654	48.599	68.253	-35.446	103.699	Pass
Horizontal	5700.000	19.659	45.950	65.609	-39.591	105.200	Pass
Horizontal	5710.725	19.685	50.528	70.213	-37.990	108.203	Pass
Horizontal	5720.000	19.711	46.679	66.390	-44.410	110.800	Pass
Horizontal	5722.899	19.719	49.430	69.149	-48.261	117.410	Pass
Horizontal	5725.000	19.725	47.966	67.691	-54.509	122.200	Pass
Horizontal	5787.826	19.857	81.207	101.065	--	--	--
Horizontal	5850.000	19.992	44.468	64.460	-57.740	122.200	Pass
Horizontal	5853.333	19.999	46.184	66.182	-48.419	114.601	Pass
Horizontal	5855.000	20.003	44.584	64.586	-46.214	110.800	Pass
Horizontal	5863.768	20.021	45.387	65.409	-42.936	108.345	Pass
Horizontal	5875.000	20.048	44.850	64.897	-40.303	105.200	Pass
Horizontal	5895.652	20.095	46.440	66.534	-23.384	89.918	Pass
Horizontal	5925.000	20.181	41.873	62.055	-6.145	68.200	Pass
Horizontal	5936.812	20.208	43.005	63.213	-4.987	68.200	Pass

待測物名稱：Intel® Wireless-AC 9260

待測物型號：9260NGW　　測試項目：操作頻道外的峰值發射

測試頻道：CH 155 (5775 MHz)　　測試模式：Mode 1: SISO A: 發射器 802.11ac-80BW

6 dB 頻寬：1MHz　　視頻頻寬：1MHz

量測距離：3 M　　天線極化：Vertical

檢測器：峰值　　環境溫度：21 ℃

測試日期：106 年 10 月 05 日　　環境濕度：53 %

RF Radiated Measurement:

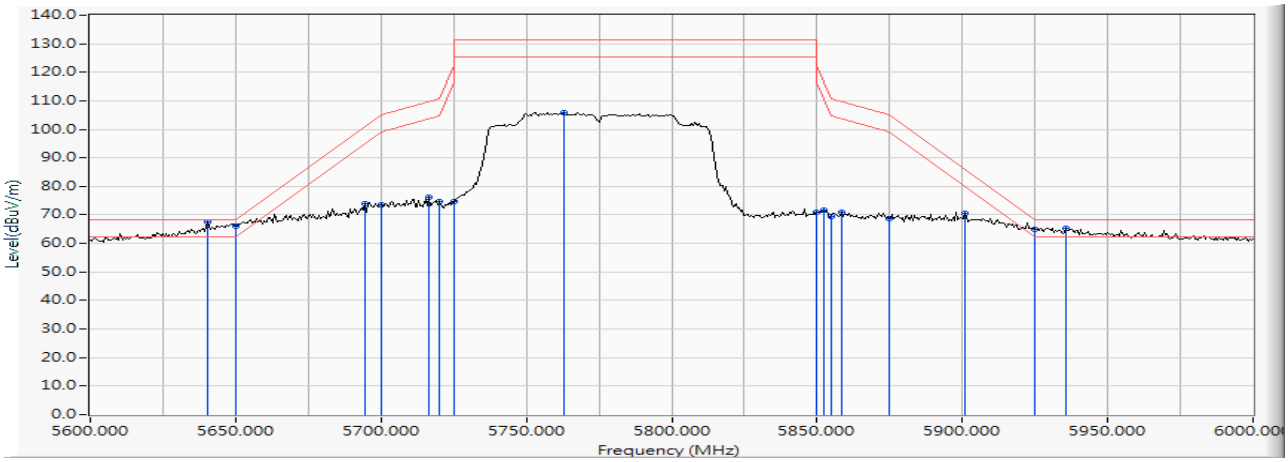

	Frequency (MHz)	Correct Factor (dB)	Reading Level (dBμV)	Measure Level (dBμV /m)	Margin (dB)	Limit (dBμV /m)	Result
Vertical	5640.580	19.514	47.861	67.375	-0.845	68.220	Pass
Vertical	5650.000	19.535	46.591	66.127	-2.093	68.220	Pass
Vertical	5694.493	19.646	54.254	73.900	-27.227	101.127	Pass
Vertical	5700.000	19.659	54.057	73.716	-31.484	105.200	Pass
Vertical	5716.522	19.701	56.323	76.024	-33.802	109.826	Pass
Vertical	5720.000	19.711	54.977	74.688	-36.112	110.800	Pass
Vertical	5725.000	19.725	54.838	74.563	-47.637	122.200	Pass
Vertical	5762.899	19.802	86.203	106.005	--	--	--
Vertical	5850.000	19.992	50.842	70.834	-51.366	122.200	Pass
Vertical	5852.174	19.996	51.528	71.524	-45.719	117.243	Pass
Vertical	5855.000	20.003	49.601	69.603	-41.197	110.800	Pass
Vertical	5858.551	20.009	51.024	71.034	-38.772	109.806	Pass
Vertical	5875.000	20.048	48.748	68.795	-36.405	105.200	Pass
Vertical	5900.870	20.106	50.359	70.466	-15.590	86.056	Pass
Vertical	5925.000	20.181	44.850	65.032	-3.168	68.200	Pass
Vertical	5935.652	20.205	45.146	65.351	-2.849	68.200	Pass

待測物名稱：Intel® Wireless-AC 9260

待測物型號：9260NGW　　測試項目：操作頻道外的峰值發射

測試頻道：CH 114 (5570 MHz)　　測試模式：Mode 1: SISO A: 發射器 802.11ac-160BW

6 dB 頻寬：1MHz　　視頻頻寬：1MHz

量測距離：3 M　　天線極化：Horizontal

檢測器：峰值　　環境溫度：21 ℃

測試日期：106 年 10 月 05 日　　環境濕度：53 %

RF Radiated Measurement:

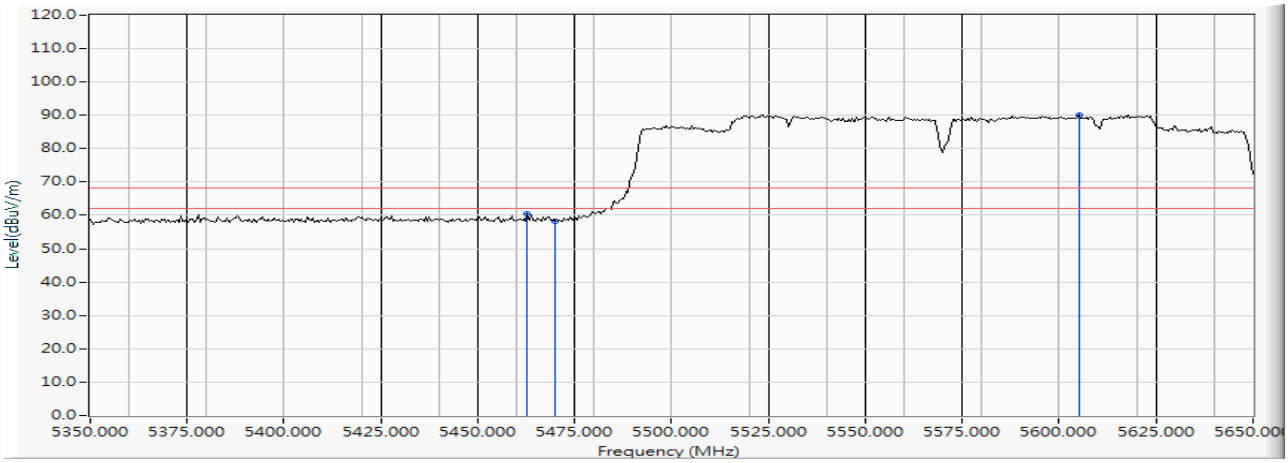

	Frequency (MHz)	Correct Factor (dB)	Reading Level (dBμV)	Measure Level (dBμV /m)	Margin (dB)	Limit (dBμV /m)	Result
Horizontal	5462.609	19.101	41.384	60.485	-7.735	68.220	Pass
Horizontal	5470.000	19.110	39.261	58.371	-9.849	68.220	Pass
Horizontal	5605.217	19.434	70.778	90.211	--	--	--

待測物名稱：Intel® Wireless-AC 9260

待測物型號：9260NGW　　測試項目：操作頻道外的峰值發射

測試頻道：CH 114 (5570 MHz)　　測試模式：Mode 1: SISO A: 發射器 802.11ac-160BW

6 dB 頻寬：1MHz　　視頻頻寬：1MHz

量測距離：3 M　　天線極化：Vertical

檢測器：峰值　　環境溫度：21 ℃

測試日期：106 年 10 月 05 日　　環境濕度：53 %

RF Radiated Measurement:

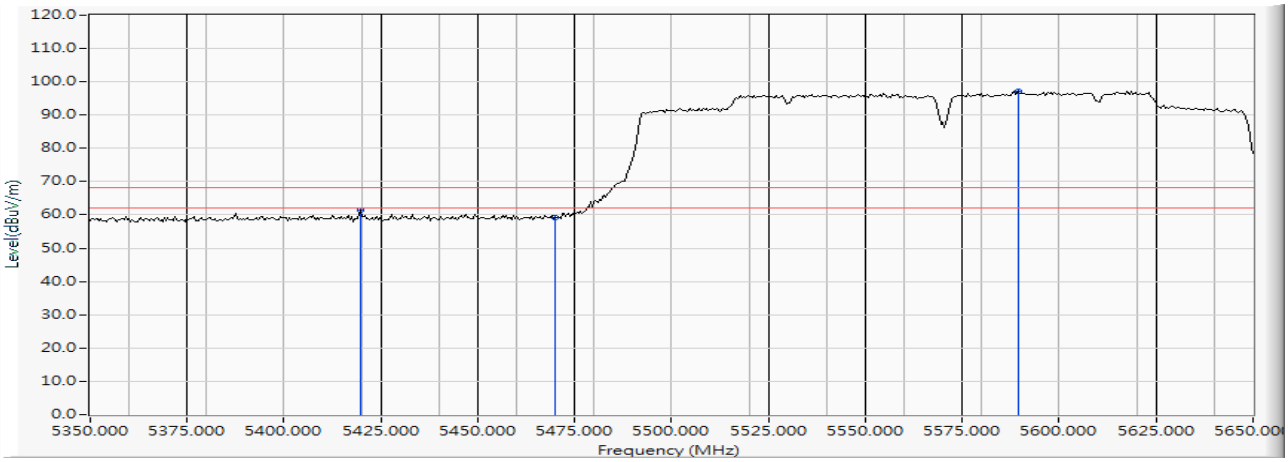

	Frequency (MHz)	Correct Factor (dB)	Reading Level (dBμV)	Measure Level (dBμV /m)	Margin (dB)	Limit (dBμV /m)	Result
Vertical	5419.565	18.996	42.526	61.521	-6.699	68.220	Pass
Vertical	5470.000	19.110	40.204	59.314	-8.906	68.220	Pass
Vertical	5589.565	19.385	77.924	97.310	--	--	--

待測物名稱：Intel® Wireless-AC 9260

待測物型號：9260NGW　　測試項目：操作頻道外的峰值發射

測試頻道：CH 100 (5500 MHz)　　測試模式：Mode 2: SISO B: 發射器 802.11a

6 dB 頻寬：1MHz　　視頻頻寬：1MHz

量測距離：3 M　　天線極化：Horizontal

檢測器：峰值　　環境溫度：21 ℃

測試日期：106 年 09 月 29 日　　環境濕度：53 %

RF Radiated Measurement: PEAK

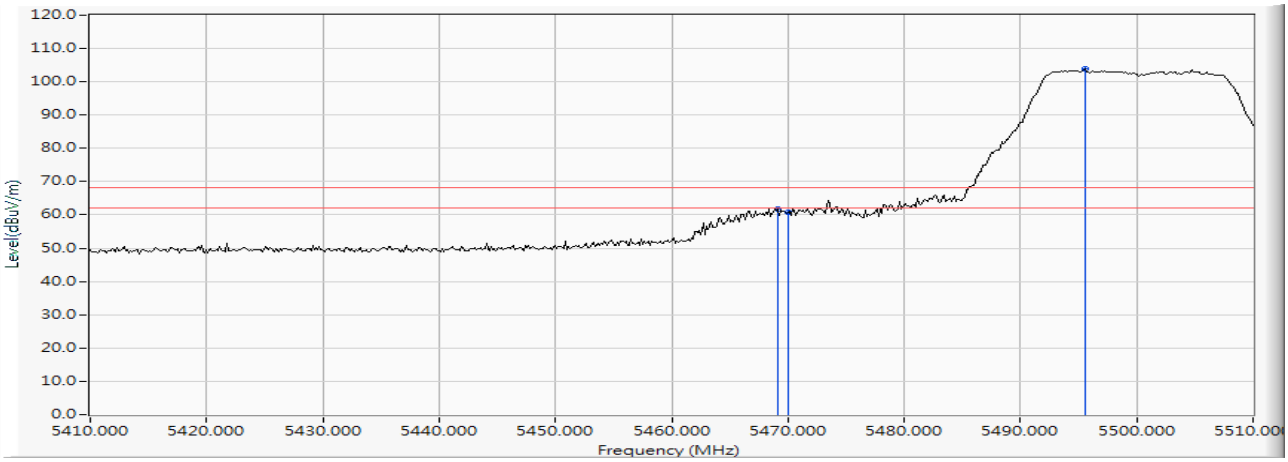

	Frequency (MHz)	Correct Factor (dB)	Reading Level (dBμV)	Measure Level (dBμV /m)	Margin (dB)	Limit (dBμV /m)	Result
Horizontal	5469.130	19.108	42.769	61.878	-6.342	68.220	Pass
Horizontal	5470.000	19.110	41.572	60.682	-7.538	68.220	Pass
Horizontal	5495.507	19.190	84.813	104.003	--	--	--

待測物名稱：Intel® Wireless-AC 9260

待測物型號：9260NGW　　測試項目：操作頻道外的峰值發射

測試頻道：CH 100 (5500 MHz)　　測試模式：Mode 2: SISO B: 發射器 802.11a

6 dB 頻寬：1MHz　　視頻頻寬：1MHz

量測距離：3 M　　天線極化：Vertical

檢測器：峰值　　環境溫度：21 ℃

測試日期：106 年 09 月 29 日　　環境濕度：53 %

RF Radiated Measurement: PEAK

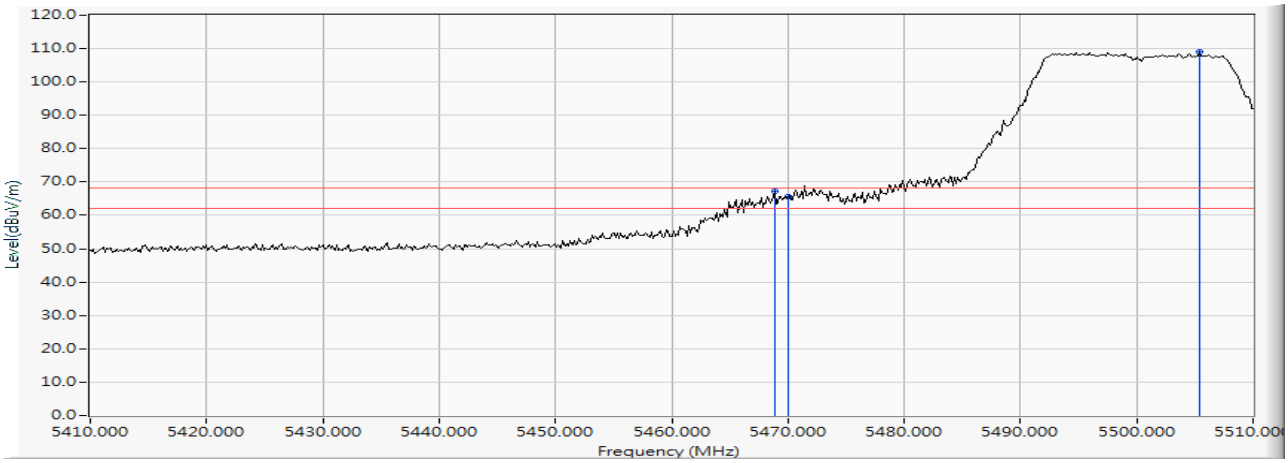

	Frequency (MHz)	Correct Factor (dB)	Reading Level (dBμV)	Measure Level (dBμV /m)	Margin (dB)	Limit (dBμV /m)	Result
Vertical	5468.841	19.108	48.240	67.348	-0.872	68.220	Pass
Vertical	5470.000	19.110	46.569	65.679	-2.541	68.220	Pass
Vertical	5505.362	19.195	89.723	108.918	--	--	--

待測物名稱：Intel® Wireless-AC 9260

待測物型號：9260NGW　　測試項目：操作頻道外的峰值發射

測試頻道：CH 140 (5700 MHz)　　測試模式：Mode 2: SISO B: 發射器 802.11a

6 dB 頻寬：1MHz　　視頻頻寬：1MHz

量測距離：3 M　　天線極化：Horizontal

檢測器：峰值　　環境溫度：21 ℃

測試日期：106 年 09 月 29 日　　環境濕度：53 %

RF Radiated Measurement: PEAK

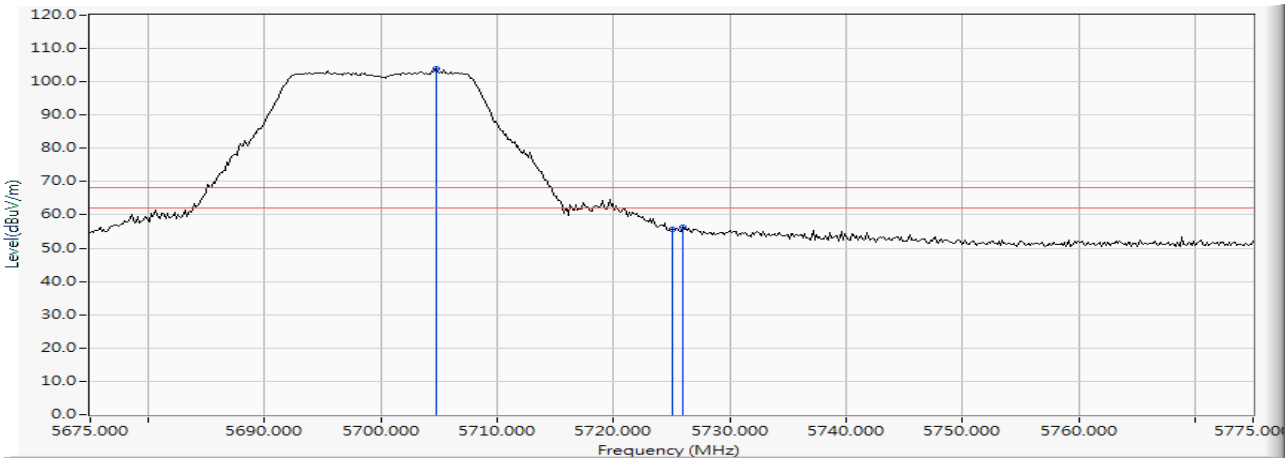

	Frequency (MHz)	Correct Factor (dB)	Reading Level (dBμV)	Measure Level (dBμV /m)	Margin (dB)	Limit (dBμV /m)	Result
Horizontal	5704.710	19.670	84.104	103.774	--	--	--
Horizontal	5725.000	19.725	35.830	55.555	-12.665	68.220	Pass
Horizontal	5726.014	19.728	36.569	56.297	-11.923	68.220	Pass

待測物名稱：Intel® Wireless-AC 9260

待測物型號：9260NGW　　測試項目：操作頻道外的峰值發射

測試頻道：CH 140 (5700 MHz)　　測試模式：Mode 2: SISO B: 發射器 802.11a

6 dB 頻寬：1MHz　　視頻頻寬：1MHz

量測距離：3 M　　天線極化：Vertical

檢測器：峰值　　環境溫度：21 ℃

測試日期：106 年 09 月 29 日　　環境濕度：53 %

RF Radiated Measurement: PEAK

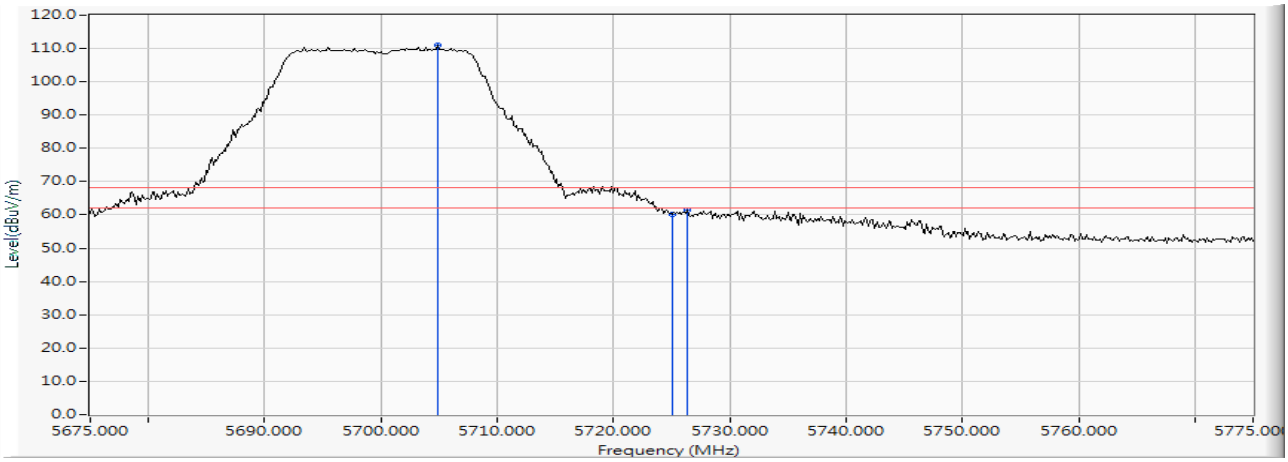

	Frequency (MHz)	Correct Factor (dB)	Reading Level (dBμV)	Measure Level (dBμV /m)	Margin (dB)	Limit (dBμV /m)	Result
Vertical	5704.855	19.670	91.216	110.886	--	--	--
Vertical	5725.000	19.725	40.571	60.296	-7.924	68.220	Pass
Vertical	5726.304	19.729	41.668	61.397	-6.823	68.220	Pass

待測物名稱：Intel® Wireless-AC 9260
待測物型號：9260NGW　　測試項目：操作頻道外的峰值發射
測試頻道：CH 149 (5745 MHz)　　測試模式：Mode 2: SISO B: 發射器 802.11a
6 dB 頻寬：1MHz　　視頻頻寬：1MHz
量測距離：3 M　　天線極化：Horizontal
檢測器：峰值　　環境溫度：21 ℃
測試日期：106 年 09 月 29 日　　環境濕度：53 %

RF Radiated Measurement: PEAK

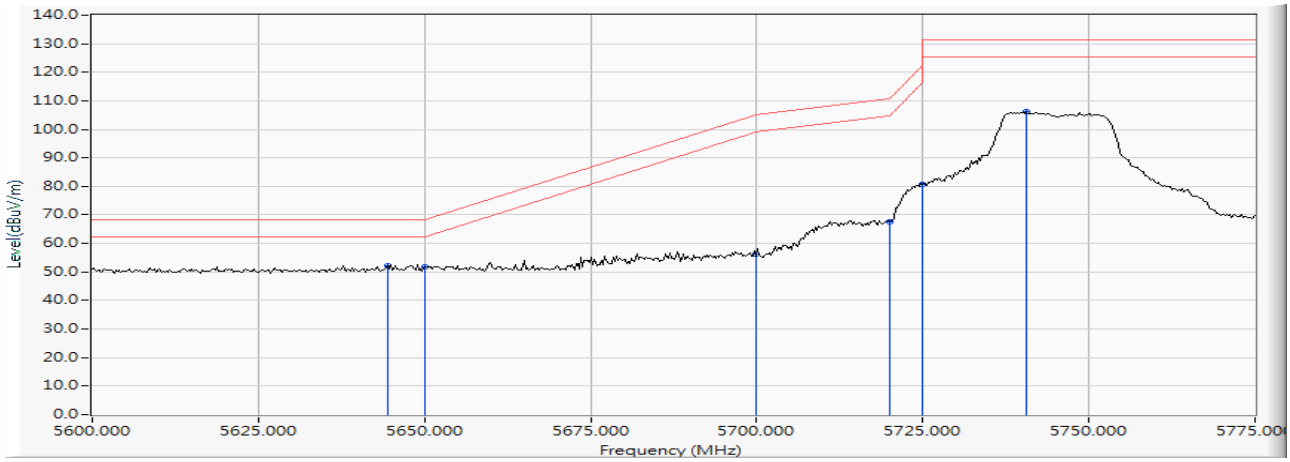

	Frequency (MHz)	Correct Factor (dB)	Reading Level (dBμV)	Measure Level (dBμV /m)	Margin (dB)	Limit (dBμV /m)	Result
Horizontal	5644.384	19.522	32.701	52.223	-15.997	68.220	Pass
Horizontal	5650.000	19.535	32.127	51.663	-16.557	68.220	Pass
Horizontal	5700.000	19.659	36.541	56.200	-49.000	105.200	Pass
Horizontal	5720.000	19.711	47.912	67.623	-43.177	110.800	Pass
Horizontal	5725.000	19.725	61.064	80.789	-41.411	122.200	Pass
Horizontal	5740.507	19.754	86.302	106.056	--	--	--

待測物名稱：Intel® Wireless-AC 9260
待測物型號：9260NGW　　測試項目：操作頻道外的峰值發射
測試頻道：CH 149 (5745 MHz)　　測試模式：Mode 2: SISO B: 發射器 802.11a
6 dB 頻寬：1MHz　　視頻頻寬：1MHz
量測距離：3 M　　天線極化：Vertical
檢測器：峰值　　環境溫度：21 ℃
測試日期：106 年 09 月 29 日　　環境濕度：53 %

RF Radiated Measurement: PEAK

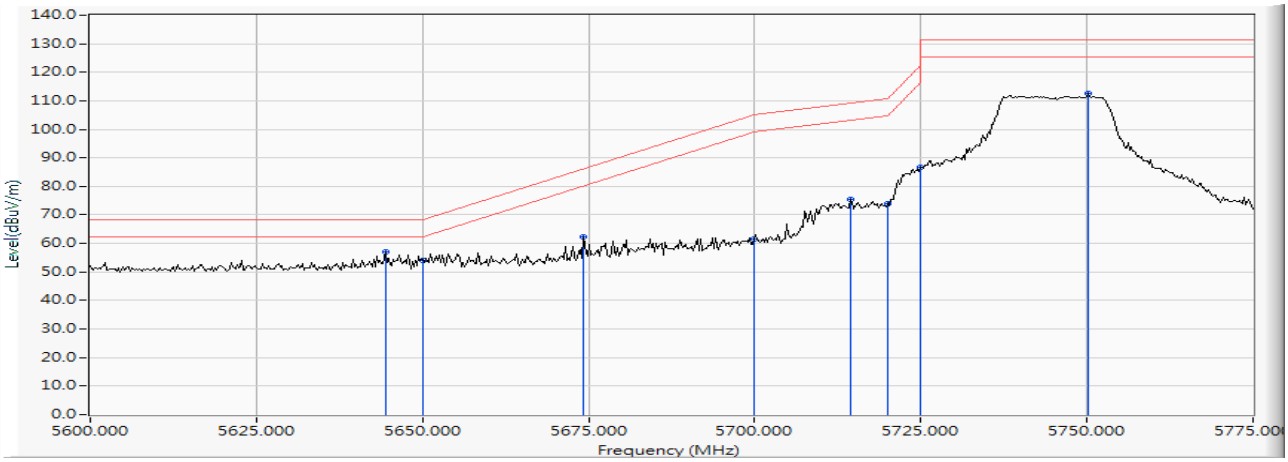

	Frequency (MHz)	Correct Factor (dB)	Reading Level (dBμV)	Measure Level (dBμV /m)	Margin (dB)	Limit (dBμV /m)	Result
Vertical	5644.384	19.522	37.479	57.001	-11.219	68.220	Pass
Vertical	5650.000	19.535	34.683	54.219	-14.001	68.220	Pass
Vertical	5674.312	19.583	42.825	62.408	-23.793	86.201	Pass
Vertical	5700.000	19.659	41.928	61.587	-43.613	105.200	Pass
Vertical	5714.384	19.695	55.625	75.320	-33.908	109.228	Pass
Vertical	5720.000	19.711	54.246	73.957	-36.843	110.800	Pass
Vertical	5725.000	19.725	66.894	86.619	-35.581	122.200	Pass
Vertical	5750.145	19.773	92.695	112.469	--	--	--

待測物名稱：Intel® Wireless-AC 9260
待測物型號：9260NGW　　測試項目：操作頻道外的峰值發射
測試頻道：CH 165 (5825 MHz)　　測試模式：Mode 2: SISO B: 發射器 802.11a
6 dB 頻寬：1MHz　　視頻頻寬：1MHz
量測距離：3 M　　天線極化：Horizontal
檢測器：峰值　　環境溫度：21 ℃
測試日期：106 年 09 月 29 日　　環境濕度：53 %

RF Radiated Measurement: PEAK

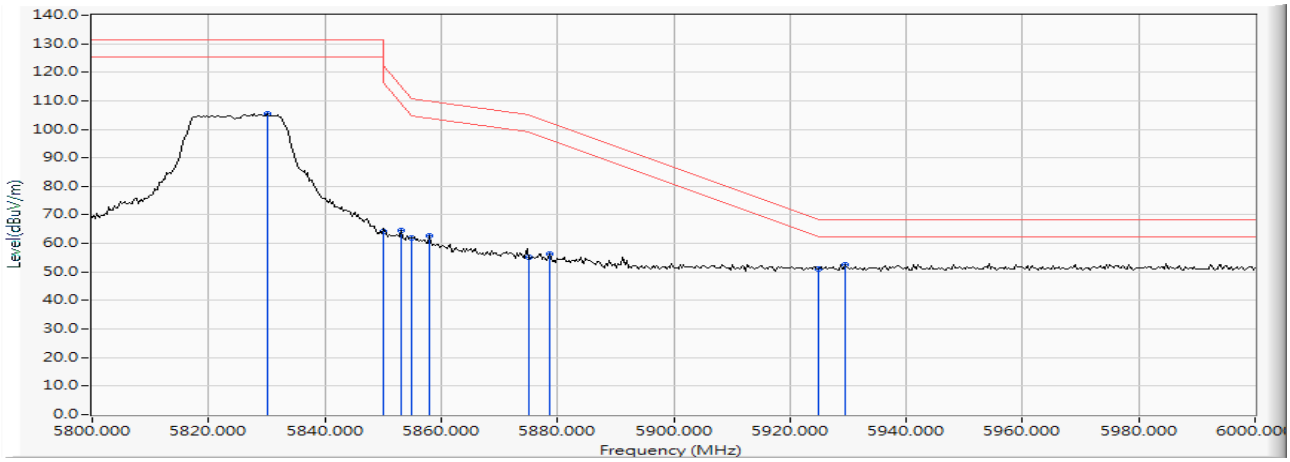

	Frequency (MHz)	Correct Factor (dB)	Reading Level (dBμV)	Measure Level (dBμV /m)	Margin (dB)	Limit (dBμV /m)	Result
Horizontal	5830.145	19.954	85.562	105.516	--	--	--
Horizontal	5850.000	19.992	44.362	64.354	-57.846	122.200	Pass
Horizontal	5853.043	19.997	44.704	64.702	-50.560	115.262	Pass
Horizontal	5855.000	20.003	42.028	62.030	-48.770	110.800	Pass
Horizontal	5857.971	20.008	42.523	62.531	-47.437	109.968	Pass
Horizontal	5875.000	20.048	35.299	55.346	-49.854	105.200	Pass
Horizontal	5878.551	20.056	36.413	56.469	-46.103	102.572	Pass
Horizontal	5925.000	20.181	30.903	51.085	-17.115	68.200	Pass
Horizontal	5929.565	20.192	32.487	52.679	-15.521	68.200	Pass

待測物名稱：Intel® Wireless-AC 9260

待測物型號：9260NGW　　測試項目：操作頻道外的峰值發射

測試頻道：CH 165 (5825 MHz)　　測試模式：Mode 2: SISO B: 發射器 802.11a

6 dB 頻寬：1MHz　　視頻頻寬：1MHz

量測距離：3 M　　天線極化：Vertical

檢測器：峰值　　環境溫度：21 ℃

測試日期：106 年 09 月 29 日　　環境濕度：53 %

RF Radiated Measurement: PEAK

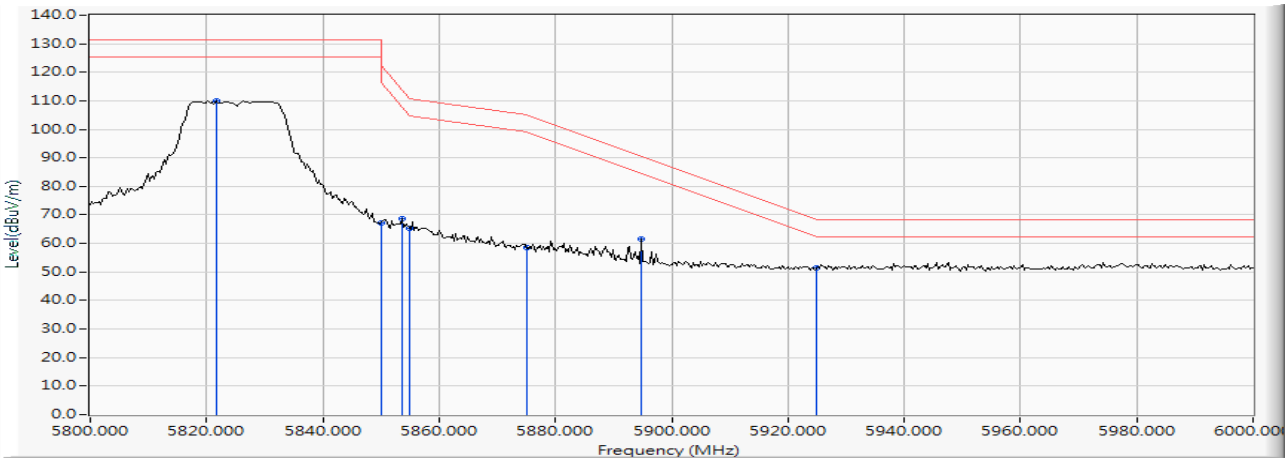

	Frequency (MHz)	Correct Factor (dB)	Reading Level (dBμV)	Measure Level (dBμV /m)	Margin (dB)	Limit (dBμV /m)	Result
Vertical	5821.739	19.929	90.156	110.086	--	--	--
Vertical	5850.000	19.992	47.301	67.293	-54.907	122.200	Pass
Vertical	5853.623	19.999	48.515	68.514	-45.426	113.940	Pass
Vertical	5855.000	20.003	45.180	65.182	-45.618	110.800	Pass
Vertical	5875.000	20.048	38.447	58.494	-46.706	105.200	Pass
Vertical	5894.783	20.093	41.630	61.722	-28.839	90.561	Pass
Vertical	5925.000	20.181	31.105	51.287	-16.913	68.200	Pass

待測物名稱：Intel® Wireless-AC 9260

待測物型號：9260NGW　　測試項目：操作頻道外的峰值發射

測試頻道：CH 100 (5500 MHz)　　測試模式：Mode 2: SISO B: 發射器 802.11n-20BW

6 dB 頻寬：1MHz　　視頻頻寬：1MHz

量測距離：3 M　　天線極化：Horizontal

檢測器：峰值　　環境溫度：21 ℃

測試日期：106 年 09 月 29 日　　環境濕度：53 %

RF Radiated Measurement:

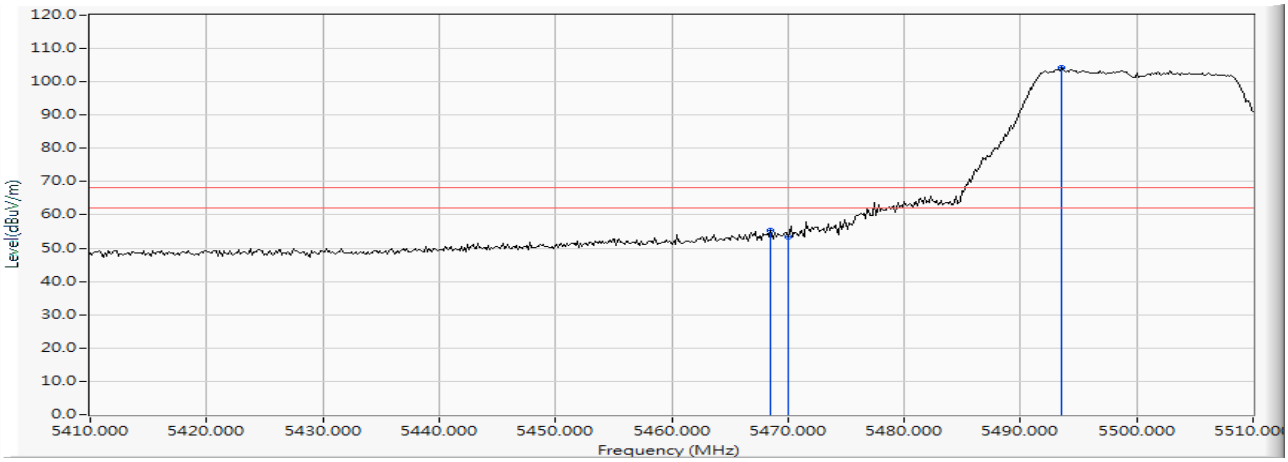

	Frequency (MHz)	Correct Factor (dB)	Reading Level (dBμV)	Measure Level (dBμV /m)	Margin (dB)	Limit (dBμV /m)	Result
Horizontal	5468.551	19.109	36.159	55.267	-12.953	68.220	Pass
Horizontal	5470.000	19.110	34.185	53.295	-14.925	68.220	Pass
Horizontal	5493.478	19.187	85.114	104.302	--	--	--

待測物名稱：Intel® Wireless-AC 9260

待測物型號：9260NGW　　測試項目：操作頻道外的峰值發射

測試頻道：CH 100 (5500 MHz)　　測試模式：Mode 2: SISO B: 發射器 802.11n-20BW

6 dB 頻寬：1MHz　　視頻頻寬：1MHz

量測距離：3 M　　天線極化：Vertical

檢測器：峰值　　環境溫度：21 ℃

測試日期：106 年 09 月 29 日　　環境濕度：53 %

RF Radiated Measurement:

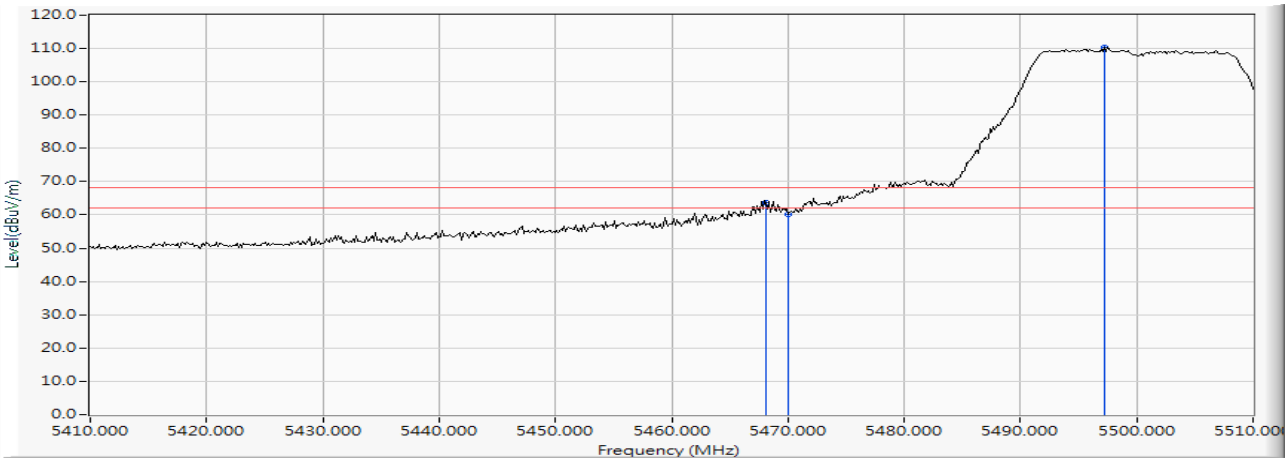

	Frequency (MHz)	Correct Factor (dB)	Reading Level (dBμV)	Measure Level (dBμV /m)	Margin (dB)	Limit (dBμV /m)	Result
Vertical	5468.116	19.108	44.695	63.803	-4.417	68.220	Pass
Vertical	5470.000	19.110	40.975	60.085	-8.135	68.220	Pass
Vertical	5497.246	19.191	91.101	110.292	--	--	--

待測物名稱：Intel® Wireless-AC 9260

待測物型號：9260NGW　　測試項目：操作頻道外的峰值發射

測試頻道：CH 140 (5700 MHz)　　測試模式：Mode 2: SISO B: 發射器 802.11n-20BW

6 dB 頻寬：1MHz　　視頻頻寬：1MHz

量測距離：3 M　　天線極化：Horizontal

檢測器：峰值　　環境溫度：21 ℃

測試日期：106 年 09 月 29 日　　環境濕度：53 %

RF Radiated Measurement:

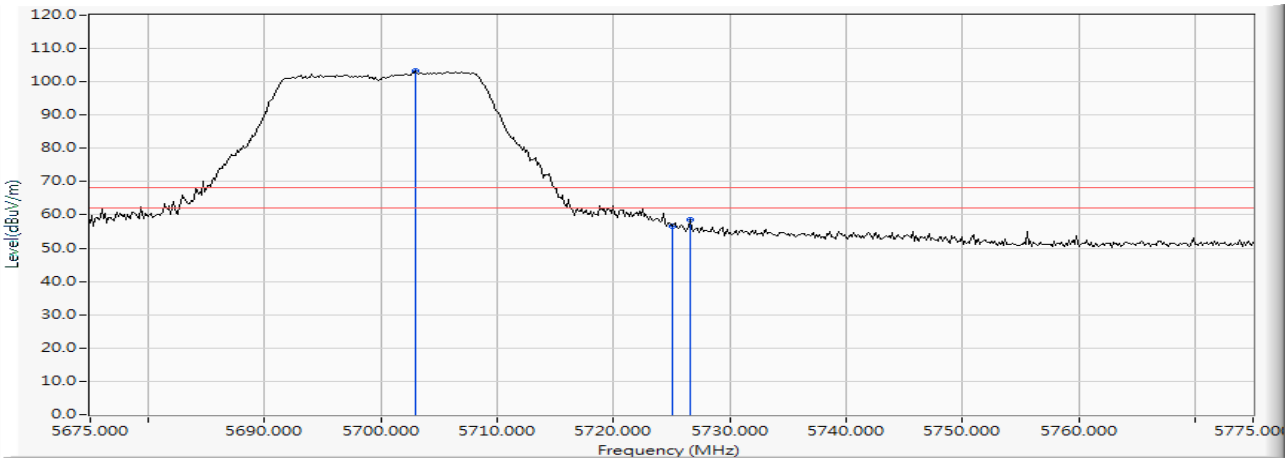

	Frequency (MHz)	Correct Factor (dB)	Reading Level (dBμV)	Measure Level (dBμV /m)	Margin (dB)	Limit (dBμV /m)	Result
Horizontal	5702.971	19.666	83.743	103.409	--	--	--
Horizontal	5725.000	19.725	36.862	56.587	-11.633	68.220	Pass
Horizontal	5726.594	19.730	38.747	58.477	-9.743	68.220	Pass

待測物名稱：Intel® Wireless-AC 9260

待測物型號：9260NGW　　測試項目：操作頻道外的峰值發射

測試頻道：CH 140 (5700 MHz)　　測試模式：Mode 2: SISO B: 發射器 802.11n-20BW

6 dB 頻寬：1MHz　　視頻頻寬：1MHz

量測距離：3 M　　天線極化：Vertical

檢測器：峰值　　環境溫度：21 ℃

測試日期：106 年 09 月 29 日　　環境濕度：53 %

RF Radiated Measurement:

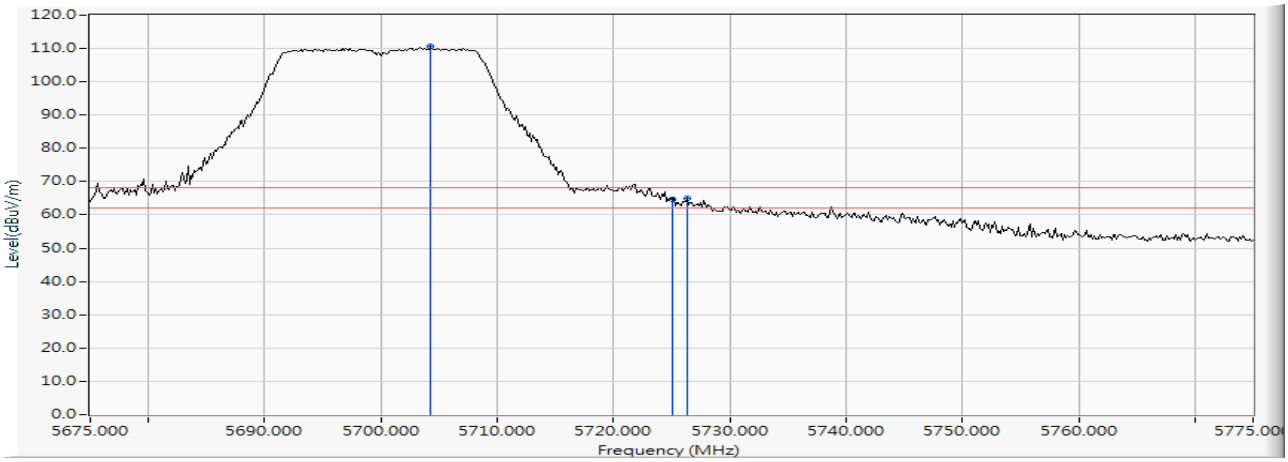

	Frequency (MHz)	Correct Factor (dB)	Reading Level (dBμV)	Measure Level (dBμV /m)	Margin (dB)	Limit (dBμV /m)	Result
Vertical	5704.275	19.669	90.948	110.617	--	--	--
Vertical	5725.000	19.725	44.911	64.636	-3.584	68.220	Pass
Vertical	5726.304	19.729	45.413	65.142	-3.078	68.220	Pass

待測物名稱：Intel® Wireless-AC 9260

待測物型號：9260NGW　　測試項目：操作頻道外的峰值發射

測試頻道：CH 149 (5745 MHz)　　測試模式：Mode 2: SISO B: 發射器 802.11n-20BW

6 dB 頻寬：1MHz　　視頻頻寬：1MHz

量測距離：3 M　　天線極化：Horizontal

檢測器：峰值　　環境溫度：21 ℃

測試日期：106 年 09 月 29 日　　環境濕度：53 %

RF Radiated Measurement:

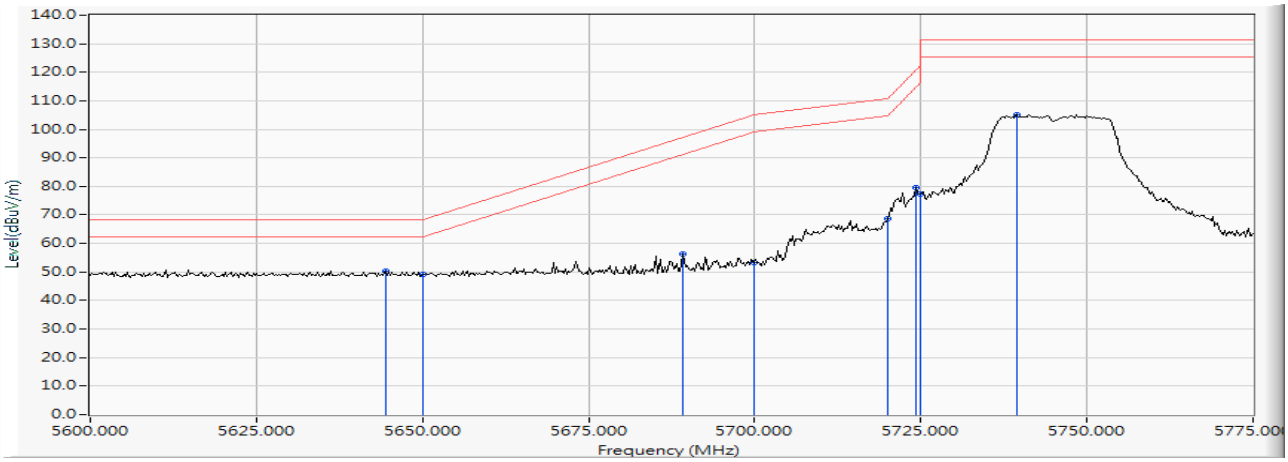

	Frequency (MHz)	Correct Factor (dB)	Reading Level (dBμV)	Measure Level (dBμV /m)	Margin (dB)	Limit (dBμV /m)	Result
Horizontal	5644.384	19.522	30.717	50.239	-17.981	68.220	Pass
Horizontal	5650.000	19.535	29.497	49.033	-19.187	68.220	Pass
Horizontal	5689.275	19.634	36.701	56.334	-40.934	97.268	Pass
Horizontal	5700.000	19.659	33.693	53.352	-51.848	105.200	Pass
Horizontal	5720.000	19.711	49.078	68.789	-42.011	110.800	Pass
Horizontal	5724.275	19.724	59.768	79.491	-41.056	120.547	Pass
Horizontal	5725.000	19.725	57.460	77.185	-45.015	122.200	Pass
Horizontal	5739.493	19.752	85.528	105.280	--	--	--

待測物名稱：Intel® Wireless-AC 9260

待測物型號：9260NGW　　測試項目：操作頻道外的峰值發射

測試頻道：CH 149 (5745 MHz)　　測試模式：Mode 2: SISO B: 發射器 802.11n-20BW

6 dB 頻寬：1MHz　　視頻頻寬：1MHz

量測距離：3 M　　天線極化：Vertical

檢測器：峰值　　環境溫度：21 ℃

測試日期：106 年 09 月 29 日　　環境濕度：53 %

RF Radiated Measurement:

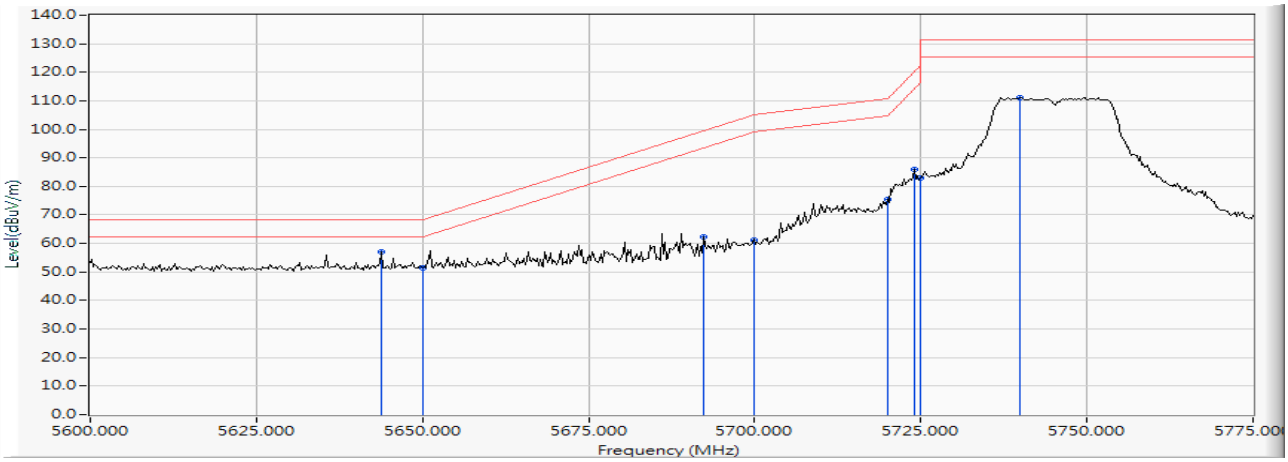

	Frequency (MHz)	Correct Factor (dB)	Reading Level (dBμV)	Measure Level (dBμV /m)	Margin (dB)	Limit (dBμV /m)	Result
Vertical	5643.877	19.522	37.428	56.949	-11.271	68.220	Pass
Vertical	5650.000	19.535	31.917	51.453	-16.767	68.220	Pass
Vertical	5692.319	19.641	42.513	62.154	-37.365	99.519	Pass
Vertical	5700.000	19.659	41.443	61.102	-44.098	105.200	Pass
Vertical	5720.000	19.711	55.635	75.346	-35.454	110.800	Pass
Vertical	5724.022	19.722	66.313	86.035	-33.935	119.970	Pass
Vertical	5725.000	19.725	63.202	82.927	-39.273	122.200	Pass
Vertical	5740.000	19.753	91.256	111.009	--	--	--

待測物名稱：Intel® Wireless-AC 9260

待測物型號：9260NGW　　測試項目：操作頻道外的峰值發射

測試頻道：CH 165 (5825 MHz)　　測試模式：Mode 2: SISO B: 發射器 802.11n-20BW

6 dB 頻寬：1MHz　　視頻頻寬：1MHz

量測距離：3 M　　天線極化：Horizontal

檢測器：峰值　　環境溫度：21 ℃

測試日期：106 年 09 月 29 日　　環境濕度：53 %

RF Radiated Measurement:

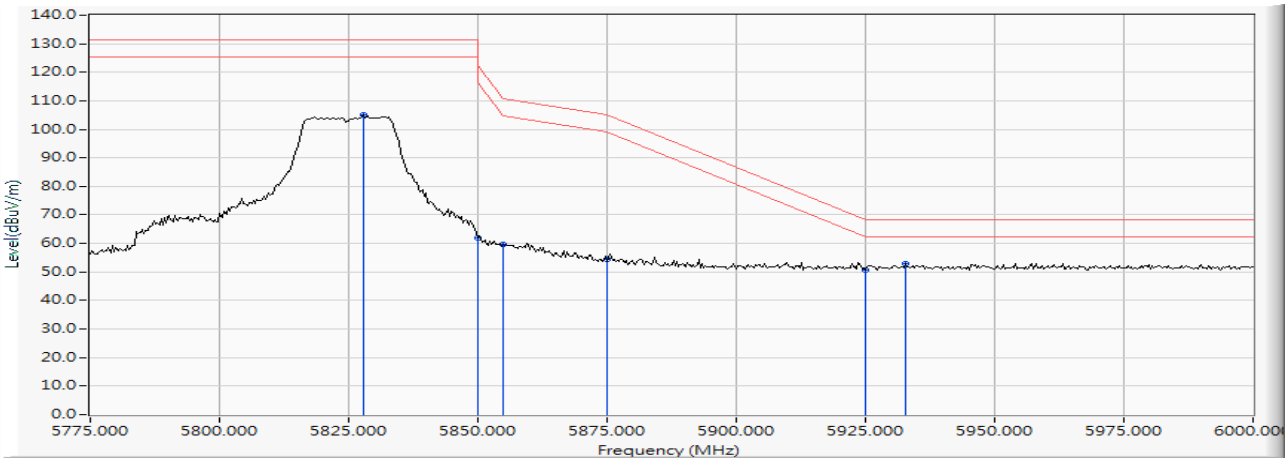

	Frequency (MHz)	Correct Factor (dB)	Reading Level (dBμV)	Measure Level (dBμV /m)	Margin (dB)	Limit (dBμV /m)	Result
Horizontal	5827.826	19.948	84.981	104.928	--	--	--
Horizontal	5850.000	19.992	42.099	62.091	-60.109	122.200	Pass
Horizontal	5855.000	20.003	39.714	59.716	-51.084	110.800	Pass
Horizontal	5875.000	20.048	34.341	54.388	-50.812	105.200	Pass
Horizontal	5925.000	20.181	30.573	50.755	-17.445	68.200	Pass
Horizontal	5932.826	20.199	32.614	52.813	-15.387	68.200	Pass

待測物名稱：Intel® Wireless-AC 9260

待測物型號：9260NGW　　測試項目：操作頻道外的峰值發射

測試頻道：CH 165 (5825 MHz)　　測試模式：Mode 2: SISO B: 發射器 802.11n-20BW

6 dB 頻寬：1MHz　　視頻頻寬：1MHz

量測距離：3 M　　天線極化：Vertical

檢測器：峰值　　環境溫度：21 ℃

測試日期：106 年 09 月 29 日　　環境濕度：53 %

RF Radiated Measurement:

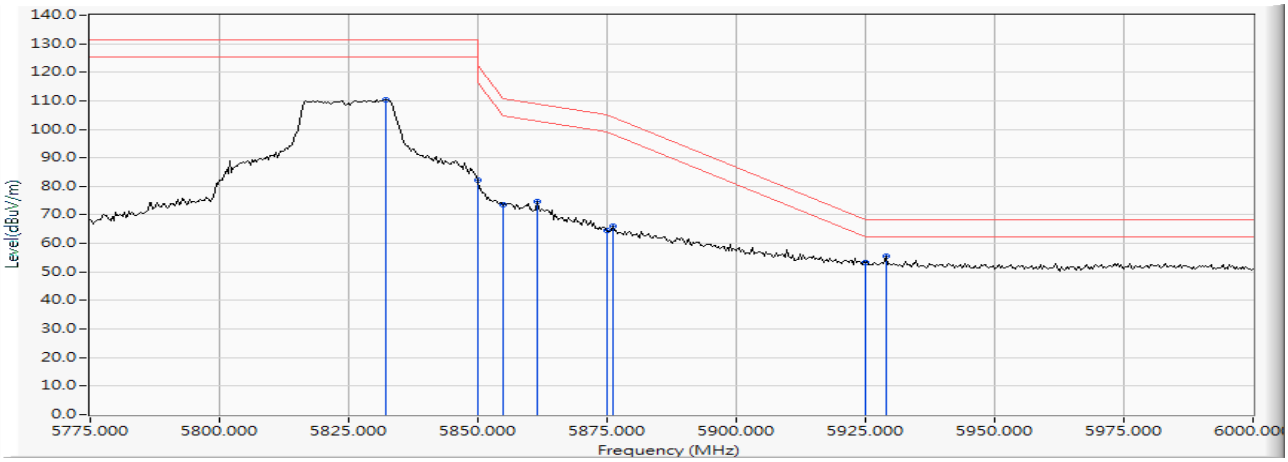

	Frequency (MHz)	Correct Factor (dB)	Reading Level (dBμV)	Measure Level (dBμV /m)	Margin (dB)	Limit (dBμV /m)	Result
Vertical	5832.065	19.960	90.494	110.453	--	--	--
Vertical	5850.000	19.992	62.336	82.328	-39.872	122.200	Pass
Vertical	5855.000	20.003	53.492	73.494	-37.306	110.800	Pass
Vertical	5861.413	20.016	54.631	74.647	-34.357	109.004	Pass
Vertical	5875.000	20.048	44.503	64.550	-40.650	105.200	Pass
Vertical	5876.087	20.049	45.939	65.989	-38.407	104.396	Pass
Vertical	5925.000	20.181	33.083	53.265	-14.935	68.200	Pass
Vertical	5928.913	20.191	35.428	55.619	-12.581	68.200	Pass

待測物名稱：Intel® Wireless-AC 9260

待測物型號：9260NGW　　測試項目：操作頻道外的峰值發射

測試頻道：CH 102 (5510MHz)　　測試模式：Mode 2: SISO B: 發射器 802.11n-40BW

6 dB 頻寬：1MHz　　視頻頻寬：1MHz

量測距離：3 M　　天線極化：Horizontal

檢測器：峰值　　環境溫度：21 ℃

測試日期：106 年 09 月 29 日　　環境濕度：53 %

RF Radiated Measurement:

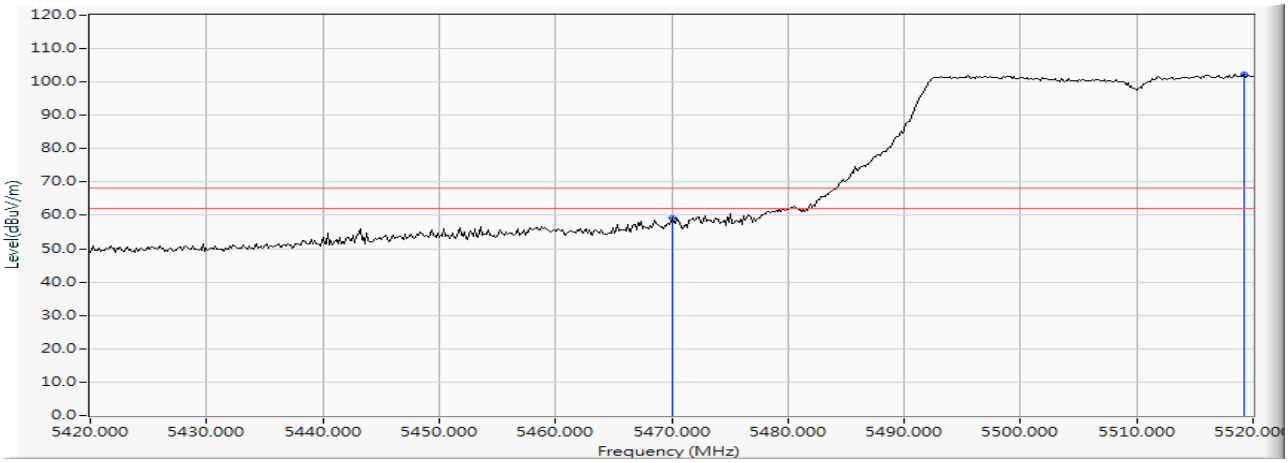

	Frequency (MHz)	Correct Factor (dB)	Reading Level (dBμV)	Measure Level (dBμV /m)	Margin (dB)	Limit (dBμV /m)	Result
Horizontal	5470.000	19.110	40.047	59.157	-0.165	68.220	Pass
Horizontal	5519.275	19.232	83.100	102.331	--	--	--

待測物名稱：Intel® Wireless-AC 9260

待測物型號：9260NGW　　測試項目：操作頻道外的峰值發射

測試頻道：CH 102 (5510MHz)　　測試模式：Mode 2: SISO B: 發射器 802.11n-40BW

6 dB 頻寬：1MHz　　視頻頻寬：1MHz

量測距離：3 M　　天線極化：Vertical

檢測器：峰值　　環境溫度：21 ℃

測試日期：106 年 09 月 29 日　　環境濕度：53 %

RF Radiated Measurement:

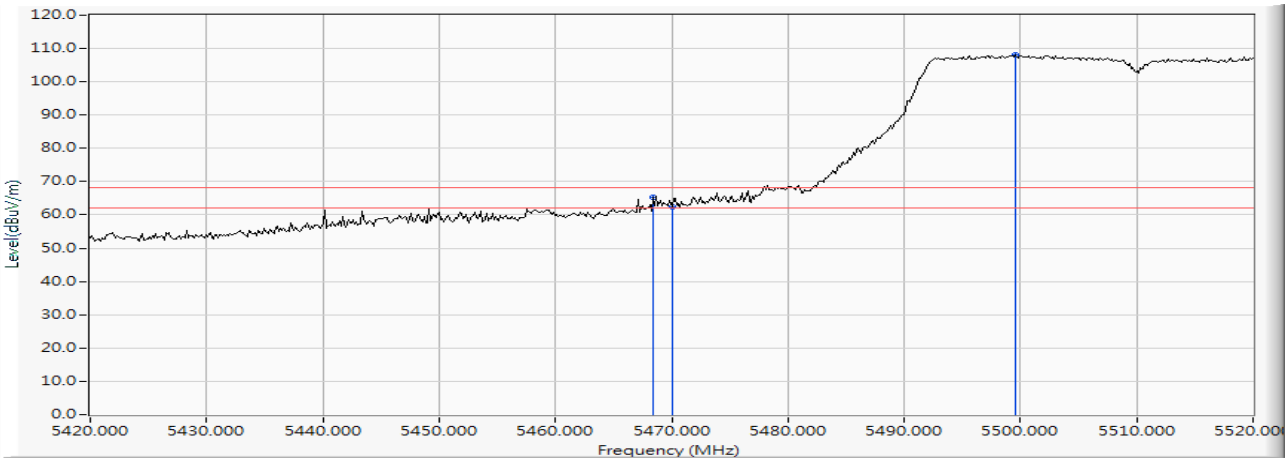

	Frequency (MHz)	Correct Factor (dB)	Reading Level (dBμV)	Measure Level (dBμV /m)	Margin (dB)	Limit (dBμV /m)	Result
Vertical	5468.406	19.108	46.340	65.448	-2.772	68.220	Pass
Vertical	5470.000	19.110	43.403	62.513	-5.707	68.220	Pass
Vertical	5499.565	19.194	88.932	108.125	--	--	--

待測物名稱：Intel® Wireless-AC 9260
待測物型號：9260NGW　　測試項目：操作頻道外的峰值發射
測試頻道：CH 134 (5670MHz)　　測試模式：Mode 2: SISO B: 發射器 802.11n-40BW
6 dB 頻寬：1MHz　　視頻頻寬：1MHz
量測距離：3 M　　天線極化：Horizontal
檢測器：峰值　　環境溫度：21 ℃
測試日期：106 年 09 月 29 日　　環境濕度：53 %

RF Radiated Measurement:

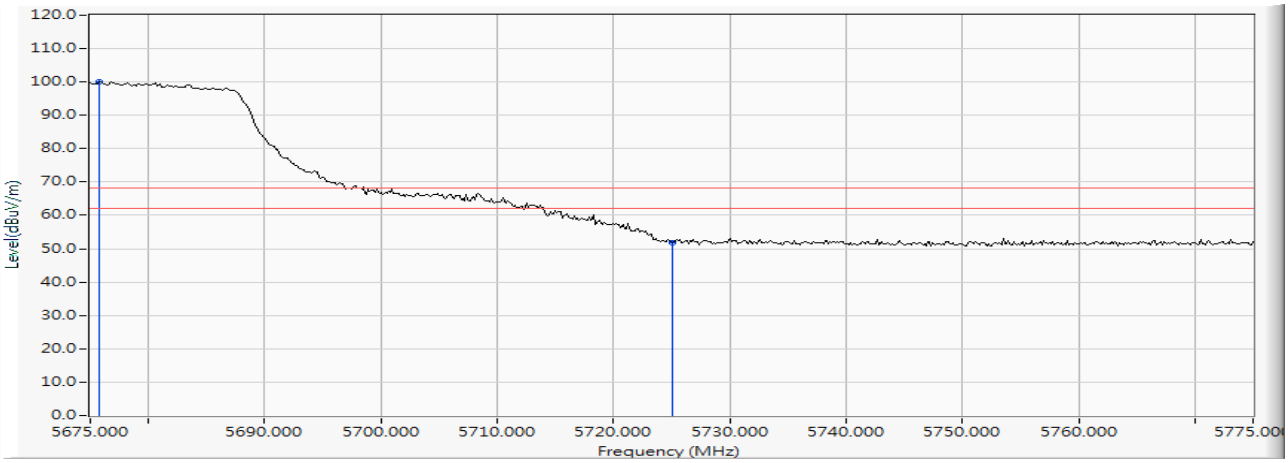

	Frequency (MHz)	Correct Factor (dB)	Reading Level (dBμV)	Measure Level (dBμV /m)	Margin (dB)	Limit (dBμV /m)	Result
Horizontal	5675.725	19.588	80.475	100.063	--	--	--
Horizontal	5725.000	19.725	32.143	51.868	-16.352	68.220	Pass

待測物名稱：Intel® Wireless-AC 9260

待測物型號：9260NGW　　測試項目：操作頻道外的峰值發射

測試頻道：CH 134 (5670MHz)　　測試模式：Mode 2: SISO B: 發射器 802.11n-40BW

6 dB 頻寬：1MHz　　視頻頻寬：1MHz

量測距離：3 M　　天線極化：Vertical

檢測器：峰值　　環境溫度：21 ℃

測試日期：106 年 09 月 29 日　　環境濕度：53 %

RF Radiated Measurement:

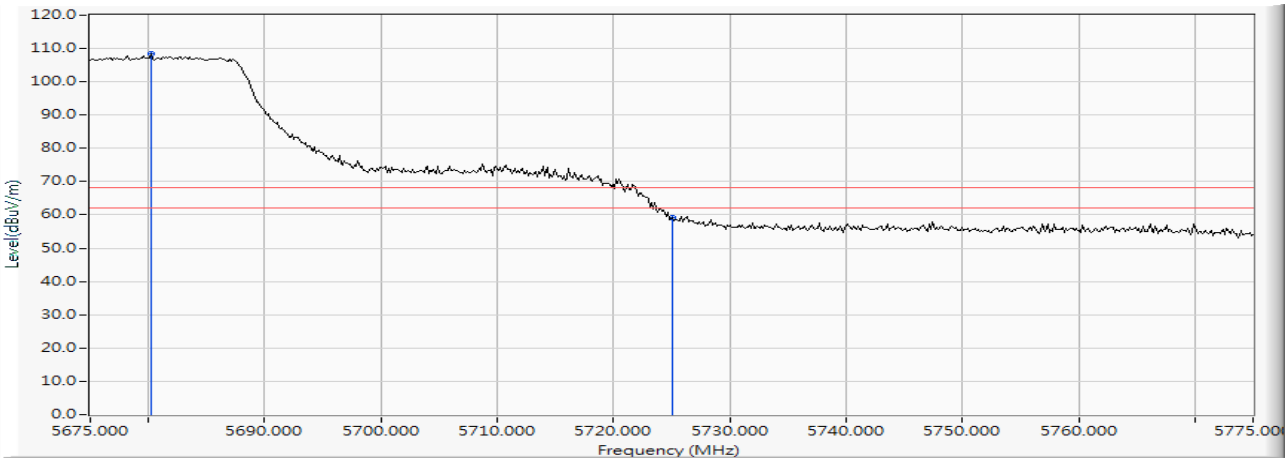

	Frequency (MHz)	Correct Factor (dB)	Reading Level (dBμV)	Measure Level (dBμV /m)	Margin (dB)	Limit (dBμV /m)	Result
Vertical	5680.217	19.603	88.773	108.376	--	--	--
Vertical	5725.000	19.725	39.350	59.075	-9.145	68.220	Pass

待測物名稱：Intel® Wireless-AC 9260

待測物型號：9260NGW　　測試項目：操作頻道外的峰值發射

測試頻道：CH 151 (5755MHz)　　測試模式：Mode 2: SISO B: 發射器 802.11n-40BW

6 dB 頻寬：1MHz　　視頻頻寬：1MHz

量測距離：3 M　　天線極化：Horizontal

檢測器：峰值　　環境溫度：21 ℃

測試日期：106 年 09 月 29 日　　環境濕度：53 %

RF Radiated Measurement:

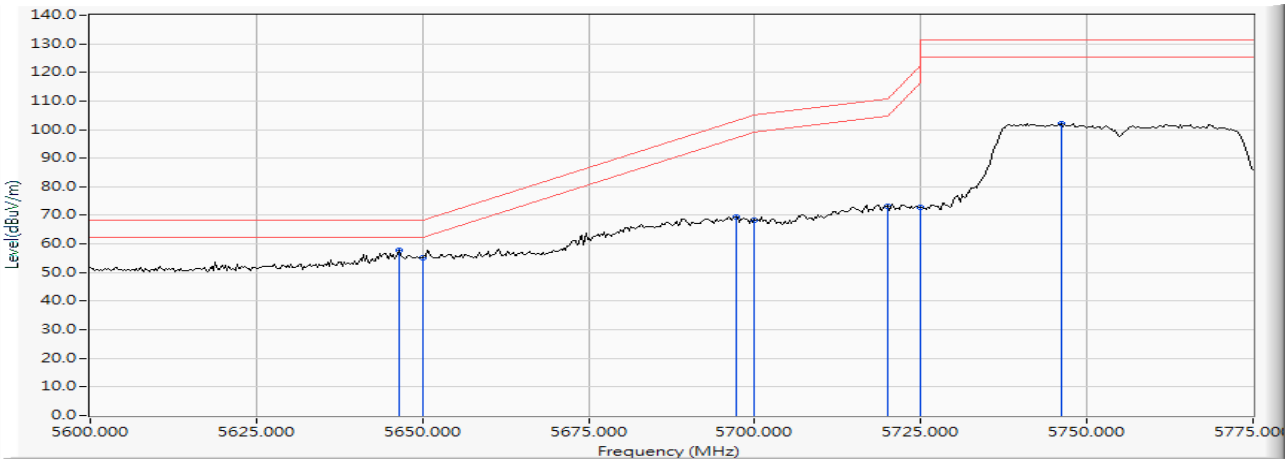

	Frequency (MHz)	Correct Factor (dB)	Reading Level (dBμV)	Measure Level (dBμV /m)	Margin (dB)	Limit (dBμV /m)	Result
Horizontal	5646.413	19.527	38.187	57.714	-10.506	68.220	Pass
Horizontal	5650.000	19.535	35.787	55.323	-12.897	68.220	Pass
Horizontal	5697.138	19.652	49.835	69.487	-33.596	103.083	Pass
Horizontal	5700.000	19.659	48.747	68.406	-36.794	105.200	Pass
Horizontal	5720.000	19.711	53.567	73.278	-37.522	110.800	Pass
Horizontal	5725.000	19.725	53.182	72.907	-49.293	122.200	Pass
Horizontal	5746.087	19.765	82.394	102.159	--	--	--

待測物名稱：Intel® Wireless-AC 9260

待測物型號：9260NGW　　測試項目：操作頻道外的峰值發射

測試頻道：CH 151 (5755MHz)　　測試模式：Mode 2: SISO B: 發射器 802.11n-40BW

6 dB 頻寬：1MHz　　視頻頻寬：1MHz

量測距離：3 M　　天線極化：Vertical

檢測器：峰值　　環境溫度：21 ℃

測試日期：106 年 09 月 29 日　　環境濕度：53 %

RF Radiated Measurement:

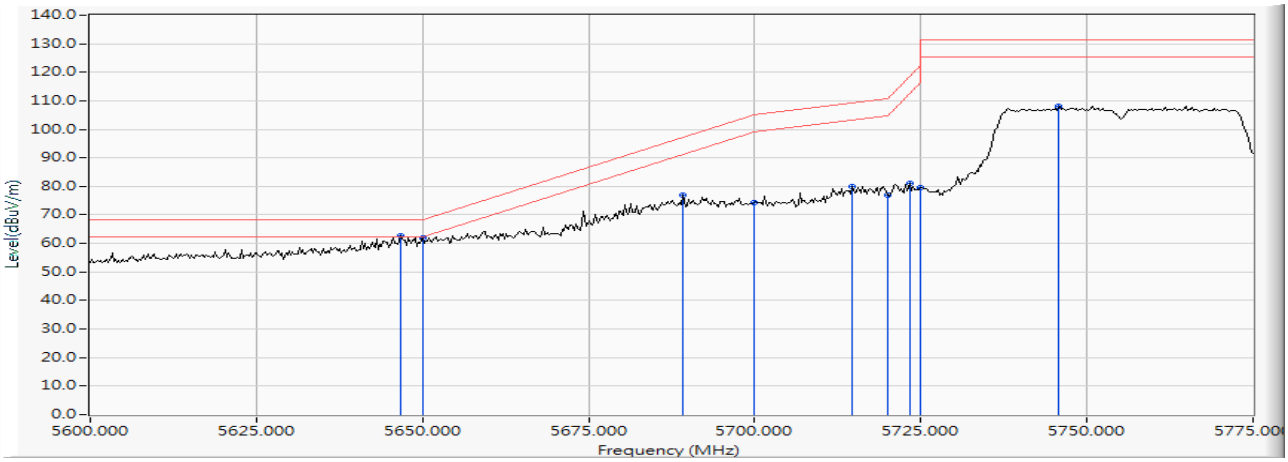

	Frequency (MHz)	Correct Factor (dB)	Reading Level (dBμV)	Measure Level (dBμV /m)	Margin (dB)	Limit (dBμV /m)	Result
Vertical	5646.667	19.528	43.061	62.589	-5.631	68.220	Pass
Vertical	5650.000	19.535	42.294	61.830	-6.390	68.220	Pass
Vertical	5689.275	19.634	57.428	77.061	-20.207	97.268	Pass
Vertical	5700.000	19.659	54.744	74.403	-30.797	105.200	Pass
Vertical	5714.638	19.697	60.263	79.959	-29.340	109.299	Pass
Vertical	5720.000	19.711	57.106	76.817	-33.983	110.800	Pass
Vertical	5723.261	19.720	61.170	80.890	-37.345	118.235	Pass
Vertical	5725.000	19.725	59.843	79.568	-42.632	122.200	Pass
Vertical	5745.833	19.764	88.419	108.183	--	--	--

待測物名稱：Intel® Wireless-AC 9260
待測物型號：9260NGW　　測試項目：操作頻道外的峰值發射
測試頻道：CH 159 (5795MHz)　　測試模式：Mode 2: SISO B: 發射器 802.11n-40BW
6 dB 頻寬：1MHz　　視頻頻寬：1MHz
量測距離：3 M　　天線極化：Horizontal
檢測器：峰值　　環境溫度：21 ℃
測試日期：106 年 09 月 29 日　　環境濕度：53 %

RF Radiated Measurement:

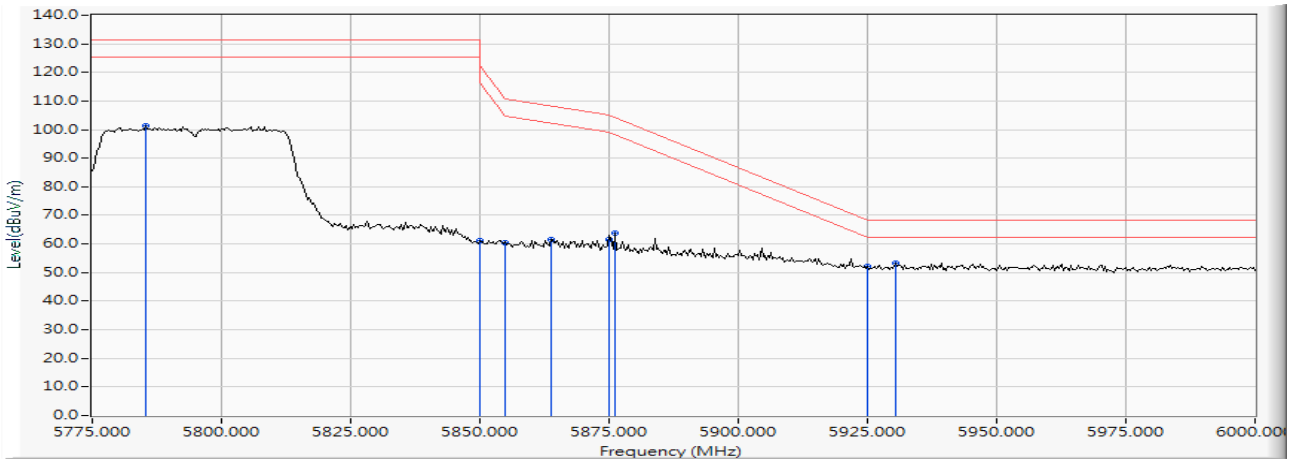

	Frequency (MHz)	Correct Factor (dB)	Reading Level (dBμV)	Measure Level (dBμV /m)	Margin (dB)	Limit (dBμV /m)	Result
Horizontal	5785.435	19.849	81.330	101.179	--	--	--
Horizontal	5850.000	19.992	41.067	61.059	-61.141	122.200	Pass
Horizontal	5855.000	20.003	40.545	60.547	-50.253	110.800	Pass
Horizontal	5863.696	20.021	41.666	61.688	-46.677	108.365	Pass
Horizontal	5875.000	20.048	41.632	61.679	-43.521	105.200	Pass
Horizontal	5876.087	20.049	43.725	63.775	-40.621	104.396	Pass
Horizontal	5925.000	20.181	32.111	52.293	-15.907	68.200	Pass
Horizontal	5930.543	20.195	32.990	53.184	-15.016	68.200	Pass

待測物名稱：Intel® Wireless-AC 9260
待測物型號：9260NGW　　測試項目：操作頻道外的峰值發射
測試頻道：CH 159 (5795MHz)　　測試模式：Mode 2: SISO B: 發射器 802.11n-40BW
6 dB 頻寬：1MHz　　視頻頻寬：1MHz
量測距離：3 M　　天線極化：Vertical
檢測器：峰值　　環境溫度：21 ℃
測試日期：106 年 09 月 29 日　　環境濕度：53 %

RF Radiated Measurement:

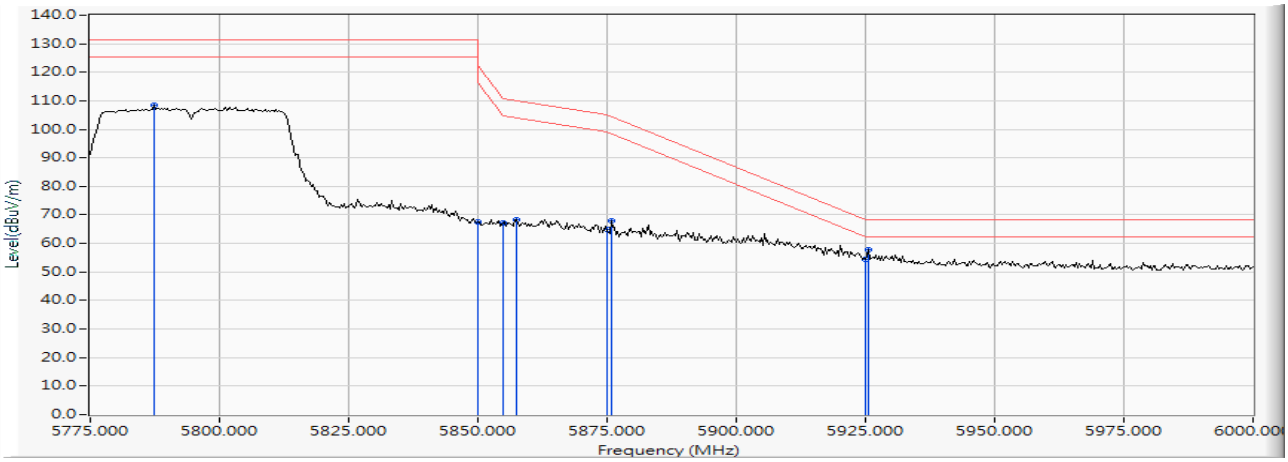

	Frequency (MHz)	Correct Factor (dB)	Reading Level (dBμV)	Measure Level (dBμV /m)	Margin (dB)	Limit (dBμV /m)	Result
Vertical	5787.391	19.857	88.499	108.355	--	--	--
Vertical	5850.000	19.992	47.479	67.471	-54.729	122.200	Pass
Vertical	5855.000	20.003	47.217	67.219	-43.581	110.800	Pass
Vertical	5857.500	20.008	48.254	68.261	-41.839	110.100	Pass
Vertical	5875.000	20.048	44.812	64.859	-40.341	105.200	Pass
Vertical	5875.761	20.049	48.013	68.062	-36.575	104.637	Pass
Vertical	5925.000	20.181	34.422	54.604	-13.596	68.200	Pass
Vertical	5925.652	20.184	37.464	57.647	-10.553	68.200	Pass

待測物名稱：Intel® Wireless-AC 9260

待測物型號：9260NGW　　測試項目：操作頻道外的峰值發射

測試頻道：CH 106 (5530 MHz)　　測試模式：Mode 2: SISO B: 發射器 802.11ac-80BW

6 dB 頻寬：1MHz　　視頻頻寬：1MHz

量測距離：3 M　　天線極化：Horizontal

檢測器：峰值　　環境溫度：21 ℃

測試日期：106 年 10 月 01 日　　環境濕度：53 %

RF Radiated Measurement:

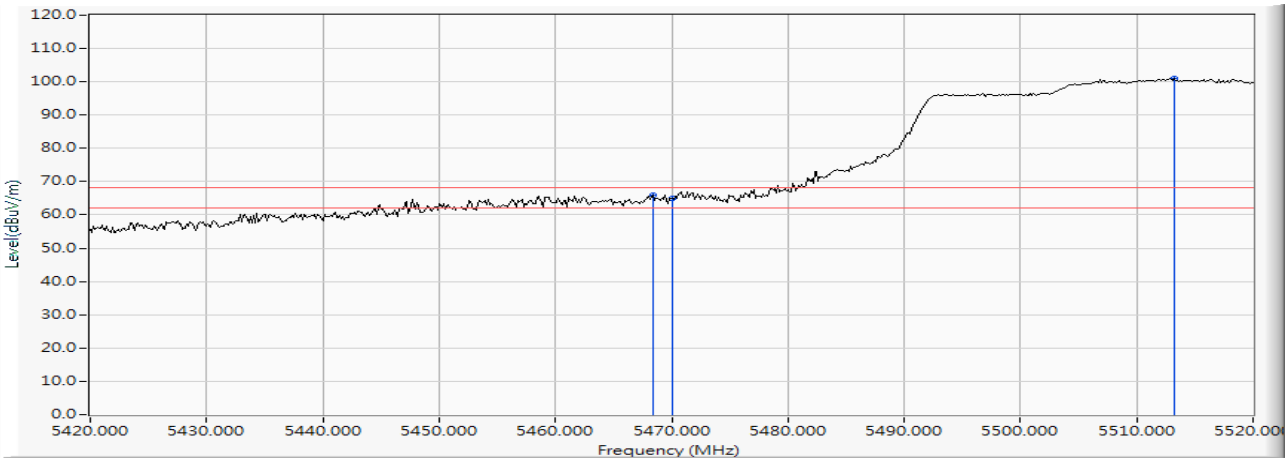

	Frequency (MHz)	Correct Factor (dB)	Reading Level (dBμV)	Measure Level (dBμV /m)	Margin (dB)	Limit (dBμV /m)	Result
Horizontal	5468.406	19.108	46.918	66.026	-2.194	68.220	Pass
Horizontal	5470.000	19.110	45.823	64.933	-3.287	68.220	Pass
Horizontal	5513.188	19.208	81.717	100.925	--	--	--

待測物名稱：Intel® Wireless-AC 9260

待測物型號：9260NGW　　測試項目：操作頻道外的峰值發射

測試頻道：CH 106 (5530 MHz)　　測試模式：Mode 2: SISO B: 發射器 802.11ac-80BW

6 dB 頻寬：1MHz　　視頻頻寬：1MHz

量測距離：3 M　　天線極化：Vertical

檢測器：峰值　　環境溫度：21 ℃

測試日期：106 年 10 月 01 日　　環境濕度：53 %

RF Radiated Measurement:

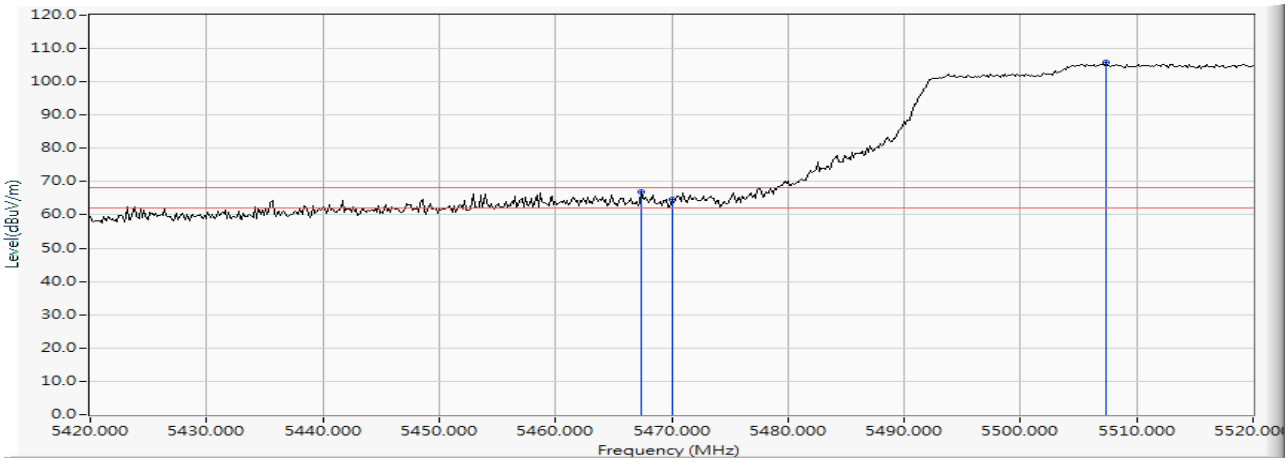

	Frequency (MHz)	Correct Factor (dB)	Reading Level (dBμV)	Measure Level (dBμV /m)	Margin (dB)	Limit (dBμV /m)	Result
Vertical	5467.391	19.106	47.852	66.959	-1.261	68.220	Pass
Vertical	5470.000	19.110	45.410	64.520	-3.700	68.220	Pass
Vertical	5507.391	19.197	86.628	105.824	--	--	--

待測物名稱：Intel® Wireless-AC 9260

待測物型號：9260NGW　　測試項目：操作頻道外的峰值發射

測試頻道：CH 155 (5775 MHz)　　測試模式：Mode 2: SISO B: 發射器 802.11ac-80BW

6 dB 頻寬：1MHz　　視頻頻寬：1MHz

量測距離：3 M　　天線極化：Horizontal

檢測器：峰值　　環境溫度：21 ℃

測試日期：106 年 10 月 01 日　　環境濕度：53 %

RF Radiated Measurement:

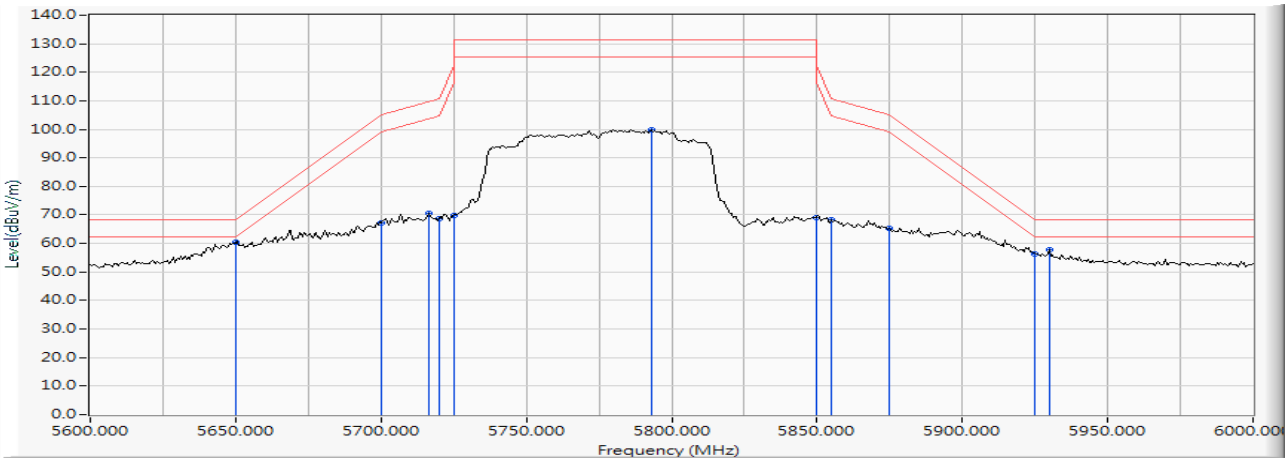

	Frequency (MHz)	Correct Factor (dB)	Reading Level (dBμV)	Measure Level (dBμV /m)	Margin (dB)	Limit (dBμV /m)	Result
Horizontal	5650.000	19.535	40.766	60.302	-7.918	68.220	Pass
Horizontal	5700.000	19.659	47.711	67.370	-37.830	105.200	Pass
Horizontal	5716.522	19.701	51.011	70.712	-39.114	109.826	Pass
Horizontal	5720.000	19.711	48.973	68.684	-42.116	110.800	Pass
Horizontal	5725.000	19.725	50.249	69.974	-52.226	122.200	Pass
Horizontal	5793.043	19.875	79.997	99.872	--	--	--
Horizontal	5850.000	19.992	49.197	69.189	-53.011	122.200	Pass
Horizontal	5855.000	20.003	48.221	68.223	-42.577	110.800	Pass
Horizontal	5875.000	20.048	45.079	65.126	-40.074	105.200	Pass
Horizontal	5925.000	20.181	36.138	56.320	-11.880	68.200	Pass
Horizontal	5929.855	20.193	37.514	57.707	-10.493	68.200	Pass

待測物名稱：Intel® Wireless-AC 9260
待測物型號：9260NGW　　測試項目：操作頻道外的峰值發射
測試頻道：CH 155 (5775 MHz)　　測試模式：Mode 2: SISO B: 發射器 802.11ac-80BW
6 dB 頻寬：1MHz　　視頻頻寬：1MHz
量測距離：3 M　　天線極化：Vertical
檢測器：峰值　　環境溫度：21 ℃
測試日期：106 年 10 月 01 日　　環境濕度：53 %

RF Radiated Measurement:

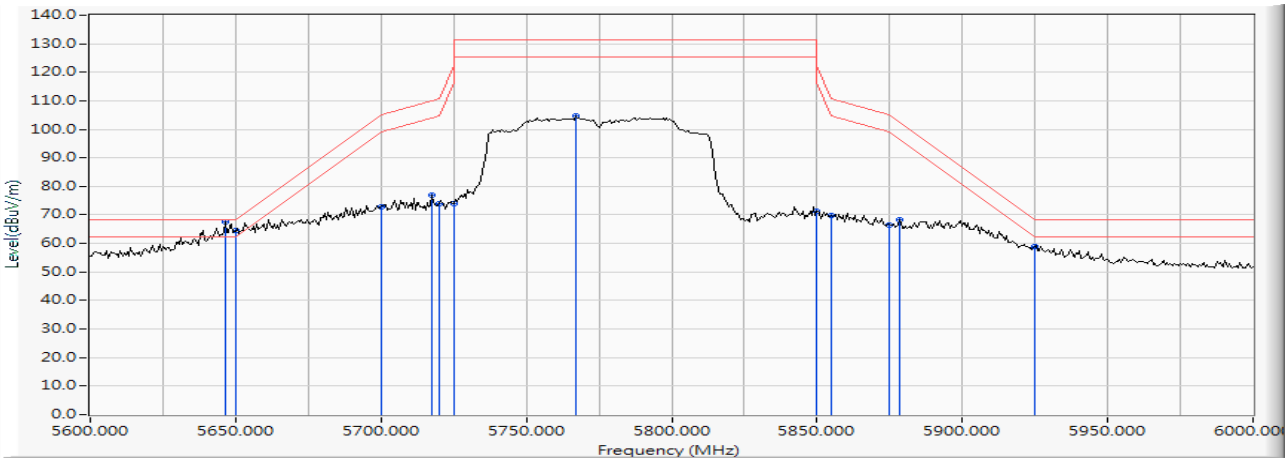

	Frequency (MHz)	Correct Factor (dB)	Reading Level (dBμV)	Measure Level (dBμV /m)	Margin (dB)	Limit (dBμV /m)	Result
Vertical	5646.377	19.527	48.171	67.698	-0.522	68.220	Pass
Vertical	5650.000	19.535	44.877	64.413	-3.807	68.220	Pass
Vertical	5700.000	19.659	53.177	72.836	-32.364	105.200	Pass
Vertical	5717.681	19.704	57.351	77.055	-33.096	110.151	Pass
Vertical	5720.000	19.711	54.107	73.818	-36.982	110.800	Pass
Vertical	5725.000	19.725	54.371	74.096	-48.104	122.200	Pass
Vertical	5766.957	19.809	84.767	104.576	--	--	--
Vertical	5850.000	19.992	51.256	71.248	-50.952	122.200	Pass
Vertical	5855.000	20.003	49.782	69.784	-41.016	110.800	Pass
Vertical	5875.000	20.048	46.563	66.610	-38.590	105.200	Pass
Vertical	5878.261	20.055	48.369	68.424	-34.363	102.787	Pass
Vertical	5925.000	20.181	38.818	59.000	-9.200	68.200	Pass

待測物名稱：Intel® Wireless-AC 9260

待測物型號：9260NGW　　測試項目：操作頻道外的峰值發射

測試頻道：CH 114 (5570 MHz)　　測試模式：Mode 2: SISO B: 發射器 802.11ac-160BW

6 dB 頻寬：1MHz　　視頻頻寬：1MHz

量測距離：3 M　　天線極化：Horizontal

檢測器：峰值　　環境溫度：21 ℃

測試日期：106 年 10 月 01 日　　環境濕度：53 %

RF Radiated Measurement:

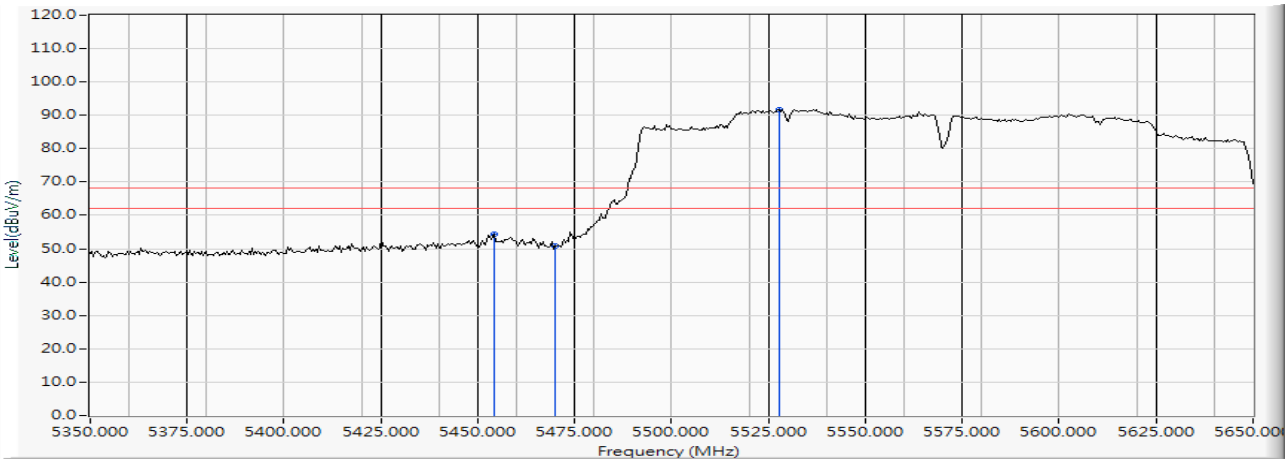

	Frequency (MHz)	Correct Factor (dB)	Reading Level (dBμV)	Measure Level (dBμV /m)	Margin (dB)	Limit (dBμV /m)	Result
Horizontal	5454.348	19.082	35.444	54.527	-13.693	68.220	Pass
Horizontal	5470.000	19.110	31.843	50.953	-17.267	68.220	Pass
Horizontal	5527.826	19.265	72.545	91.810	--	--	--

待測物名稱：Intel® Wireless-AC 9260

待測物型號：9260NGW　　測試項目：操作頻道外的峰值發射

測試頻道：CH 114 (5570 MHz)　　測試模式：Mode 2: SISO B: 發射器 802.11ac-160BW

6 dB 頻寬：1MHz　　視頻頻寬：1MHz

量測距離：3 M　　天線極化：Vertical

檢測器：峰值　　環境溫度：21 ℃

測試日期：106 年 10 月 01 日　　環境濕度：53 %

RF Radiated Measurement:

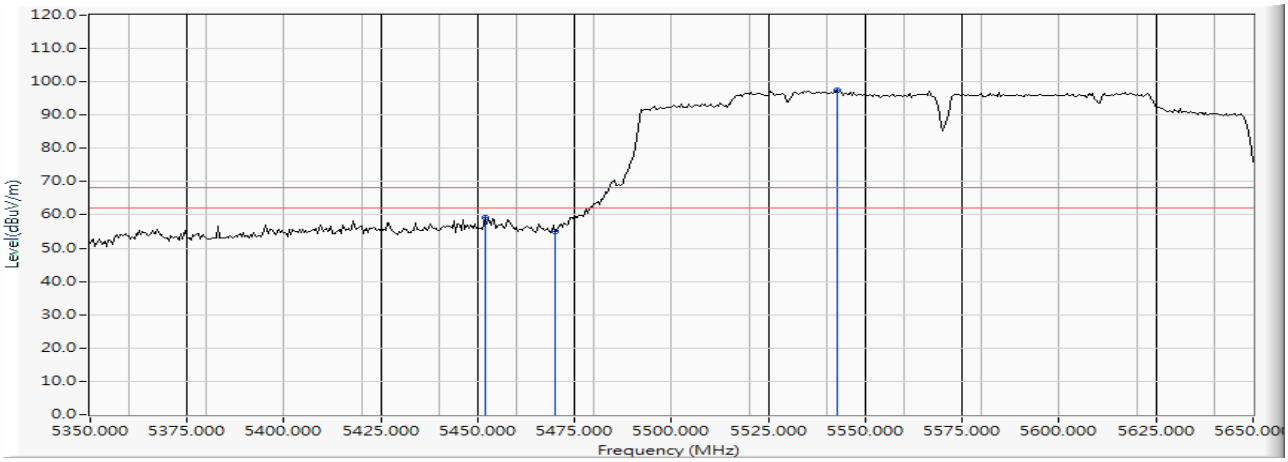

	Frequency (MHz)	Correct Factor (dB)	Reading Level (dBμV)	Measure Level (dBμV /m)	Margin (dB)	Limit (dBμV /m)	Result
Vertical	5451.739	19.072	40.276	59.348	-8.872	68.220	Pass
Vertical	5470.000	19.110	35.842	54.952	-13.268	68.220	Pass
Vertical	5542.609	19.278	78.231	97.509	--	--	--

待測物名稱：Intel® Wireless-AC 9260

待測物型號：9260NGW　　測試項目：操作頻道外的峰值發射

測試頻道：CH 100 (5500 MHz)　　測試模式：Mode 3: MIMO: 發射器 802.11a

6 dB 頻寬：1MHz　　視頻頻寬：1MHz

量測距離：3 M　　天線極化：Horizontal

檢測器：峰值　　環境溫度：21 ℃

測試日期：106 年 09 月 27 日　　環境濕度：53 %

RF Radiated Measurement: PEAK

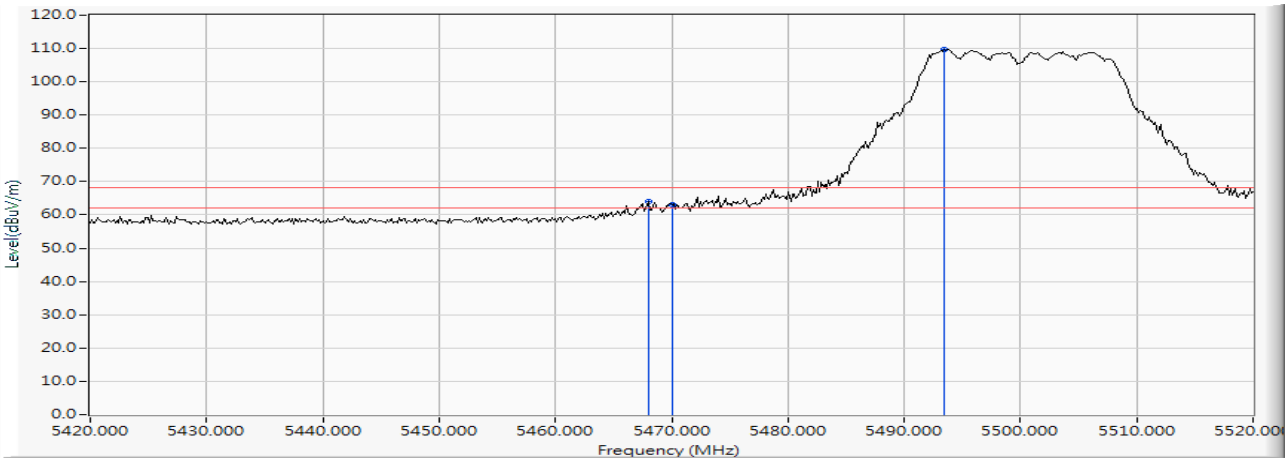

	Frequency (MHz)	Correct Factor (dB)	Reading Level (dBμV)	Measure Level (dBμV /m)	Margin (dB)	Limit (dBμV /m)	Result
Horizontal	5467.971	19.108	44.771	63.878	-4.342	68.220	Pass
Horizontal	5470.000	19.110	43.969	63.079	-5.141	68.220	Pass
Horizontal	5493.478	19.187	90.531	109.719	--	--	--

待測物名稱：Intel® Wireless-AC 9260

待測物型號：9260NGW　　測試項目：操作頻道外的峰值發射

測試頻道：CH 100 (5500 MHz)　　測試模式：Mode 3: MIMO: 發射器 802.11a

6 dB 頻寬：1MHz　　視頻頻寬：1MHz

量測距離：3 M　　天線極化：Vertical

檢測器：峰值　　環境溫度：21 ℃

測試日期：106 年 09 月 27 日　　環境濕度：53 %

RF Radiated Measurement: PEAK

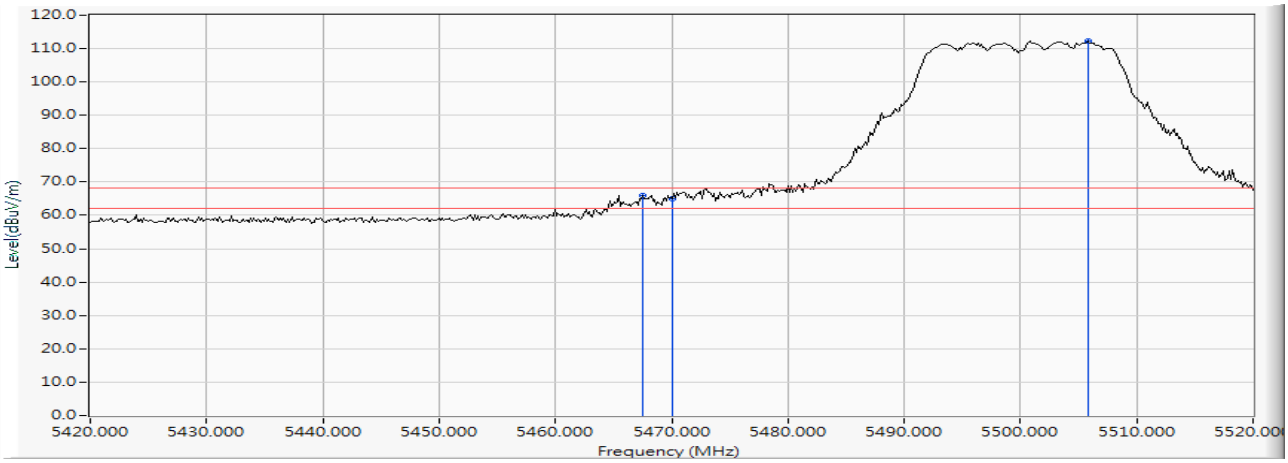

	Frequency (MHz)	Correct Factor (dB)	Reading Level (dBμV)	Measure Level (dBμV /m)	Margin (dB)	Limit (dBμV /m)	Result
Vertical	5467.536	19.107	46.701	65.808	-2.412	68.220	Pass
Vertical	5470.000	19.110	45.881	64.991	-3.229	68.220	Pass
Vertical	5505.797	19.196	93.121	112.317	--	--	--