NCC RADIO TEST REPORT

Equipment	:	AC 1750 Wi-Fi 範圍擴展器
Brand Name	:	tp-link
Model Name	:	RE450
Applicant	:	聯洲國際有限公司 新北市板橋區中山路一段 156 號 13 樓
Manufacturer	:	普聯技術有限公司 深圳市南山區深南路科技園工業廠房 24 棟南段 1,3,4,5 層，28 棟 1-4 層
Standard	:	LP0002 Section 5.7 (2020-07-01)

The product was received on Jul. 16, 2020, and testing was started from Jul. 27, 2020 and completed on Oct. 22, 2020. We, SPORTON INTERNATIONAL INC. EMC & Wireless Communications Laboratory, would like to declare that the tested sample has been evaluated in accordance with the procedures given in ANSI C63.10-2013 and shown compliance with the applicable technical standards.

The test results in this report apply exclusively to the tested model / sample. Without written approval of SPORTON INTERNATIONAL INC. EMC & Wireless Communications Laboratory, the test report shall not be reproduced except in full.

Approved by: Cliff Chang

SPORTON INTERNATIONAL INC. EMC & Wireless Communications Laboratory
No. 52, Huaya 1st Rd., Guishan Dist., Taoyuan City, Taiwan (R.O.C.)

Table of Contents

History of this test report **3**

Summary of Test Result **4**

1 General Description **5**

1.1 Information 5
1.2 Applicable Standards 9
1.3 Testing Location Information 9
1.4 Measurement Uncertainty 10

2 Test Configuration of EUT **11**

2.1 Test Channel Mode 11
2.2 The Worst Case Measurement Configuration 13
2.3 EUT Operation during Test 14
2.4 Accessories 14
2.5 Support Equipment 14
2.6 Test Setup Diagram 16

3 Transmitter Test Result **20**

3.1 AC Power-line Conducted Emissions 20
3.2 Emission Bandwidth 22
3.3 Maximum Conducted Output Power 23
3.4 Peak Power Spectral Density 25
3.5 Unwanted Emissions 28

4 Test Equipment and Calibration Data **34**

Appendix A. Test Results of AC Power-line Conducted Emissions

Appendix B. Test Results of Emission Bandwidth

Appendix C. Test Results of Maximum Conducted Output Power

Appendix D. Test Results of Peak Power Spectral Density

Appendix E. Test Results of Unwanted Emissions

Appendix F. Test Photos

Photographs of EUT v01

History of this test report

Report No.	Version	Description	Issued Date
TR552242-02AB	01	Initial issue of report	Nov. 17, 2020
TR552242-02AB	02	Revise the Test Software Version on section 1.1.4	Nov. 19, 2020

Summary of Test Result

Report Clause	Ref Std. Clause	Test Items	Result (PASS/FAIL)	Remark
1.1.2	5.7.8	Antenna Requirement	PASS	-
3.1	3.3	AC Power-line Conducted Emissions	PASS	-
3.2	5.7.3	Emission Bandwidth	PASS	-
3.3	5.7.3	Maximum Conducted Output Power	PASS	-
3.4	5.7.3	Peak Power Spectral Density	PASS	-
3.5	5.7.4	Unwanted Emissions	PASS	-
The test results of this report reference the Sporton Report No.: FR552242-02AB. After evaluating, the test results comply with the test standard LP0002 (2020-07-01).				

Declaration of Conformity:
The test results with all measurement uncertainty excluded are presented in accordance with the regulation limits or requirements declared by manufacturers.
Comments and Explanations:
The declared of product specification for EUT presented in the report are provided by the manufacturer, and the manufacturer takes all the responsibilities for the accuracy of product specification.

Reviewed by: Sam Chen

Report Producer: Vicky Huang

1 General Description

1.1 Information

1.1.1 RF General Information

Frequency Range (MHz)	IEEE Std. 802.11	Ch. Frequency (MHz)	Channel Number
5150-5250	a, n (HT20), ac (VHT20)	5180-5240	36-48 [4]
5250-5350		5260-5320	52-64 [4]
5470-5725		5500-5700	100-140 [11]
5725-5850		5745-5825	149-165 [5]
5150-5250	n (HT40), ac (VHT40)	5190-5230	38-46 [2]
5250-5350		5270-5310	54-62 [2]
5470-5725		5510-5670	102-134 [5]
5725-5850		5755-5795	151-159 [2]
5150-5250	ac (VHT80)	5210	42 [1]
5250-5350		5290	58 [1]
5470-5725		5530-5610	106-122 [2]
5725-5850		5775	155 [1]

Band	Mode	BWch (MHz)	Nant
5.15-5.25GHz	802.11a	20	3TX
5.15-5.25GHz	802.11n HT20	20	3TX
5.15-5.25GHz	802.11n HT20-BF	20	3TX
5.15-5.25GHz	802.11ac VHT20	20	3TX
5.15-5.25GHz	802.11ac VHT20-BF	20	3TX
5.15-5.25GHz	802.11n HT40	40	3TX
5.15-5.25GHz	802.11n HT40-BF	40	3TX
5.15-5.25GHz	802.11ac VHT40	40	3TX
5.15-5.25GHz	802.11ac VHT40-BF	40	3TX
5.15-5.25GHz	802.11ac VHT80	80	3TX
5.15-5.25GHz	802.11ac VHT80-BF	80	3TX
5.25-5.35GHz	802.11a	20	3TX
5.25-5.35GHz	802.11n HT20	20	3TX
5.25-5.35GHz	802.11n HT20-BF	20	3TX
5.25-5.35GHz	802.11ac VHT20	20	3TX
5.25-5.35GHz	802.11ac VHT20-BF	20	3TX

5.25-5.35GHz	802.11n HT40	40	3TX
5.25-5.35GHz	802.11n HT40-BF	40	3TX
5.25-5.35GHz	802.11ac VHT40	40	3TX
5.25-5.35GHz	802.11ac VHT40-BF	40	3TX
5.25-5.35GHz	802.11ac VHT80	80	3TX
5.25-5.35GHz	802.11ac VHT80-BF	80	3TX
5.47-5.725GHz	802.11a	20	3TX
5.47-5.725GHz	802.11n HT20	20	3TX
5.47-5.725GHz	802.11n HT20-BF	20	3TX
5.47-5.725GHz	802.11ac VHT20	20	3TX
5.47-5.725GHz	802.11ac VHT20-BF	20	3TX
5.47-5.725GHz	802.11n HT40	40	3TX
5.47-5.725GHz	802.11n HT40-BF	40	3TX
5.47-5.725GHz	802.11ac VHT40	40	3TX
5.47-5.725GHz	802.11ac VHT40-BF	40	3TX
5.47-5.725GHz	802.11ac VHT80	80	3TX
5.47-5.725GHz	802.11ac VHT80-BF	80	3TX
5.725-5.85GHz	802.11a	20	3TX
5.725-5.85GHz	802.11n HT20	20	3TX
5.725-5.85GHz	802.11n HT20-BF	20	3TX
5.725-5.85GHz	802.11ac VHT20	20	3TX
5.725-5.85GHz	802.11ac VHT20-BF	20	3TX
5.725-5.85GHz	802.11n HT40	40	3TX
5.725-5.85GHz	802.11n HT40-BF	40	3TX
5.725-5.85GHz	802.11ac VHT40	40	3TX
5.725-5.85GHz	802.11ac VHT40-BF	40	3TX
5.725-5.85GHz	802.11ac VHT80	80	3TX
5.725-5.85GHz	802.11ac VHT80-BF	80	3TX

Note:
- 11a, HT20 and HT40 use a combination of OFDM-BPSK, QPSK, 16QAM, 64QAM modulation.
- VHT20, VHT40, VHT80 use a combination of OFDM-BPSK, QPSK, 16QAM, 64QAM, 256QAM modulation.
- BWch is the nominal channel bandwidth.

1.1.2 Antenna Information

Ant.	Port		Brand	Model Name	Antenna Type	Connector	Gain (dBi)	
	WLAN 2.4GHz	WLAN 5GHz					WLAN 2.4GHz	WLAN 5GHz
1	1	3	TP-LINK	3101501576	PCB	I-PEX	2	3
2	2	2	TP-LINK	3101503241	PCB	I-PEX	2	3
3	3	1	TP-LINK	3101501245	PCB	I-PEX	2	3

Note: The above information was declared by manufacturer.

For 2.4GHz WLAN function

IEEE 802.11b/g/n/VHT mode (3TX/3RX):

Port 1, port 2 and port 3 can be used as transmitting/receiving antenna.

Port 1, port 2 and port 3 could transmit/receive simultaneously.

For 5GHz WLAN function

IEEE 802.11a/n/ac mode (3TX/3RX):

Port 1, port 2 and port 3 can be used as transmitting/receiving antenna.

Port 1, port 2 and port 3 could transmit/receive simultaneously.

1.1.3 Mode Test Duty Cycle

Mode	DC	DCF(dB)	T(s)	VBW(Hz) ≥ 1/T
802.11a	0.959	0.18	833.75u	3k
802.11ac VHT20	0.955	0.2	830u	3k
802.11ac VHT40	0.962	0.17	848.75u	3k
802.11ac VHT80	0.915	0.39	391.25u	3k

Note:
- DC is Duty Cycle.
- DCF is Duty Cycle Factor.

1.1.4 EUT Operational Condition

EUT Power Type	From Internal power supply			
Beamforming Function	☒	With beamforming	☐	Without beamforming
	For IEEE 802.11n/VHT in 2.4GHz and IEEE 802.11n/ac in 5GHz.			
Weather Band	☒	With 5600~5650MHz	☐	Without 5600~5650MHz
Function	☐	Outdoor P2M	☒	Indoor P2M
	☐	Fixed P2P	☐	Client
TPC Function	☒	With TPC	☐	Without TPC
Test Software Version	DOS [ver 6.1.7601]			

Note: The above information was declared by manufacturer.

1.1.5 Table for EUT support type

Function
AP Router
Extender

Note: After evaluating, there is only the Extender selected to test and recorded in the report.

1.2 Applicable Standards

According to the specifications of the manufacturer, the EUT must comply with the requirements of the following standards:

- LP0002 Section 5.7 (2020-07-01)
- ANSI C63.10-2013
- FCC KDB 789033 D02 v02r01

The following reference test guidance is not within the scope of accreditation of TAF.

- FCC KDB 662911 D01 v02r01
- FCC KDB 412172 D01 v01r01
- FCC KDB 414788 D01 v01r01

1.3 Testing Location Information

Testing Location			
☐	HWA YA	ADD :	No. 52, Huaya 1st Rd., Guishan Dist., Taoyuan City, Taiwan (R.O.C.)
		TEL :	886-3-327-3456 FAX : 886-3-327-0973
☒	JHUBEI	ADD :	No.8, Lane 724, Bo-ai St., Jhubei City, HsinChu County 302, Taiwan, R.O.C.
		TEL :	886-3-656-9065 FAX : 886-3-656-9085

Test Condition	Test Site No.	Test Engineer	Test Environment	Test Date
RF Conducted	TH02-CB	Caster Chang	23.1-25.5°C / 56-57%	Aug. 04, 2020~ Oct. 22, 2020
Radiated (Unintentional)	03CH05-CB	Owen Hsu	25.6-26.7°C / 57-61%	Jul. 27, 2020
Radiated<1GHz (Intentional)	03CH03-CB	Welson Chen	24-25.2°C / 56-58%	Oct. 19, 2020
Radiated (other tests)	03CH02-CB	Lance Wu	23.9-25.4°C / 53-56 %	Jul. 31, 2020~ Sep. 18, 2020
	03CH04-CB	Lance Wu	24.3-26°C / 54-55 %	Jul. 31, 2020~ Sep. 18, 2020
AC Conduction	CO01-CB	Ryo Fan	22~24°C / 59~60%	Jul. 29, 2020

Test site Designation No. TW0006 with FCC
Test site registered number IC 4086D with Industry Canada.

1.4 Measurement Uncertainty

ISO/IEC 17025 requires that an estimate of the measurement uncertainties associated with the emissions test results be included in the report. The measurement uncertainties given below are based on a 95% confidence level (based on a coverage factor (k=2)

Test Items	Uncertainty	Remark
Conducted Emission (150kHz ~ 30MHz)	2.0 dB	Confidence levels of 95%
Radiated Emission (30MHz ~ 1,000MHz)	5.6 dB	Confidence levels of 95%
Radiated Emission (1GHz ~ 18GHz)	4.9 dB	Confidence levels of 95%
Radiated Emission (18GHz ~ 40GHz)	4.6 dB	Confidence levels of 95%
Conducted Emission	2.8 dB	Confidence levels of 95%
Output Power Measurement	1.4 dB	Confidence levels of 95%
Power Density Measurement	2.8 dB	Confidence levels of 95%
Bandwidth Measurement	0.39%	Confidence levels of 95%

2 Test Configuration of EUT

2.1 Test Channel Mode

Mode	Power Setting
802.11a_Nss1,(6Mbps)_3TX	-
5180MHz	34
5200MHz	36
5240MHz	37
5260MHz	29
5300MHz	30
5320MHz	28
5500MHz	28
5580MHz	28
5700MHz	27
5745MHz	38
5785MHz	37
5825MHz	37
802.11ac VHT20_Nss1,(MCS0)_3TX	-
5180MHz	34
5200MHz	38
5240MHz	38
5260MHz	28
5300MHz	29
5320MHz	29
5500MHz	28
5580MHz	28
5700MHz	26
5745MHz	39
5785MHz	36
5825MHz	39
802.11ac VHT40_Nss1,(MCS0)_3TX	-
5190MHz	26
5230MHz	36
5270MHz	34
5310MHz	28
5510MHz	24
5550MHz	33
5670MHz	31
5755MHz	39
5795MHz	39

Mode	Power Setting
802.11ac VHT80_Nss1,(MCS0)_3TX	-
5210MHz	23
5290MHz	23
5530MHz	21
5610MHz	34
5775MHz	33
802.11ac VHT20-BF_Nss1,(MCS0)_3TX	-
5180MHz	34
5200MHz	38
5240MHz	38
5260MHz	28
5300MHz	29
5320MHz	29
5500MHz	28
5580MHz	28
5700MHz	26
5745MHz	39
5785MHz	36
5825MHz	39
802.11ac VHT40-BF_Nss1,(MCS0)_3TX	-
5190MHz	26
5230MHz	36
5270MHz	32
5310MHz	28
5510MHz	24
5550MHz	30
5670MHz	31
5755MHz	39
5795MHz	39
802.11ac VHT80-BF_Nss1,(MCS0)_3TX	-
5210MHz	23
5290MHz	23
5530MHz	21
5610MHz	32
5775MHz	33

Note:
- The EUT supports beamforming and CDD modes, and the CDD mode is the worst case. Therefore, all test items are evaluated in the report. The beamforming mode only evaluates the output power.

2.2 The Worst Case Measurement Configuration

The Worst Case Mode for Following Conformance Tests	
Tests Item	AC power-line conducted emissions
Condition	AC power-line conducted measurement for line and neutral
Operating Mode	Unintentional - Normal Link
1	Extender Mode

The Worst Case Mode for Following Conformance Tests	
Tests Item	Emission Bandwidth Maximum Conducted Output Power Peak Power Spectral Density
Test Condition	Conducted measurement at transmit chains

The Worst Case Mode for Following Conformance Tests	
Tests Item	Unwanted Emissions
Test Condition	Radiated measurement If EUT consist of multiple antenna assembly (multiple antenna are used in EUT regardless of spatial multiplexing MIMO configuration), the radiated test should be performed with highest antenna gain of each antenna type.
Operating Mode < 1GHz	Intentional - CTX
	The EUT was performed at Y axis and Z axis position for Unwanted Emissions intentional 1GHz~10th Harmonic test, and the worst case was found at Z axis. So the measurement will follow this same test configuration.
1	EUT at Z-axis - 2.4GHz
2	EUT at Z axis - 5GHz
For operating mode 2 is the worst case and it was record in this test report.	
Operating Mode < 1GHz	Unintentional - Normal Link
1	Extender Mode-EUT at Y-axis
2	Extender Mode-EUT at Z-axis
For operating mode 2 is the worst case and it was record in this test report.	
Operating Mode > 1GHz	Unintentional 1GHz~5th Harmonic
	Extender Mode-EUT at Z-axis generated the worst test result for Unwanted Emissions Unintentional below 1GHz test, thus the measurement will follow this same test configuration..
1	Extender Mode-EUT at Z-axis

Operating Mode > 1GHz	CTX
For Radiated Emission The EUT was performed at Y axis and Z axis position. The worst case was found at Z axis, so it was selected to perform test and its test result was written in the report. **For Band Edge Emission** The EUT was performed at Y axis and Z axis position. The worst case was found at Y axis, so it was selected to perform test and its test result was written in the report.	
1	EUT at Z-axis for Radiated Emission
	EUT at Y-axis for Band Edge Emission

Note:
The applicant declared that the accessories of this case were for measurement only and it would not be marketed. The accessories will be provided and inspected by the laboratory (or the applicant)

2.3 EUT Operation during Test

For CTX Mode:

The EUT was programmed to be in continuously transmitting mode.

For Normal Link:

During the test, the EUT operation to normal function.

2.4 Accessories

N/A

2.5 Support Equipment

For AC Conduction:

Support Equipment					
No.	**Equipment**	**Brand Name**	**Model Name**	**FCC ID**	**Remark**
A	AC1750 Wi-Fi Range Extender (Device)	tp-link	RE450	N/A	Provided by applicant.
B	2.4G NB	DELL	E6430	N/A	Provided by Lab.
C	5G NB	DELL	E6430	N/A	Provided by Lab.
D	LAN NB	DELL	E6430	N/A	Provided by Lab.

For Radiated:
(Below 1GHz: Intentional-CTX):

Support Equipment					
No.	**Equipment**	**Brand Name**	**Model Name**	**FCC ID**	**Remark**
A	LAN NB	DELL	E4300	N/A	Provided by Lab.

(Below 1GHz: Unintentional-CRX and Above 1GHz: Unintentional 1GHz~5th-CRX):

Support Equipment					
No.	**Equipment**	**Brand Name**	**Model Name**	**FCC ID**	**Remark**
A	LAN NB	DELL	E4300	N/A	Provided by Lab.
B	2.4G NB	DELL	E4300	N/A	Provided by Lab
C	5G NB	DELL	E4300	N/A	Provided by Lab
D	AC1750 Wi-Fi Range Extender (Device)	tp-link	RE450	N/A	Provided by applicant.

(Above 1GHz: Intentional 1GHz~10th-CTX):

Support Equipment					
No.	**Equipment**	**Brand Name**	**Model Name**	**FCC ID**	**Remark**
A	NB	DELL	E4300	N/A	Provided by Lab.

For RF Conducted:

Support Equipment					
No.	**Equipment**	**Brand Name**	**Model Name**	**FCC ID**	**Remark**
A	NB	DELL	E4300	N/A	Provided by Lab.

2.6 Test Setup Diagram

Test Setup Diagram – AC Line Conducted Emission Test

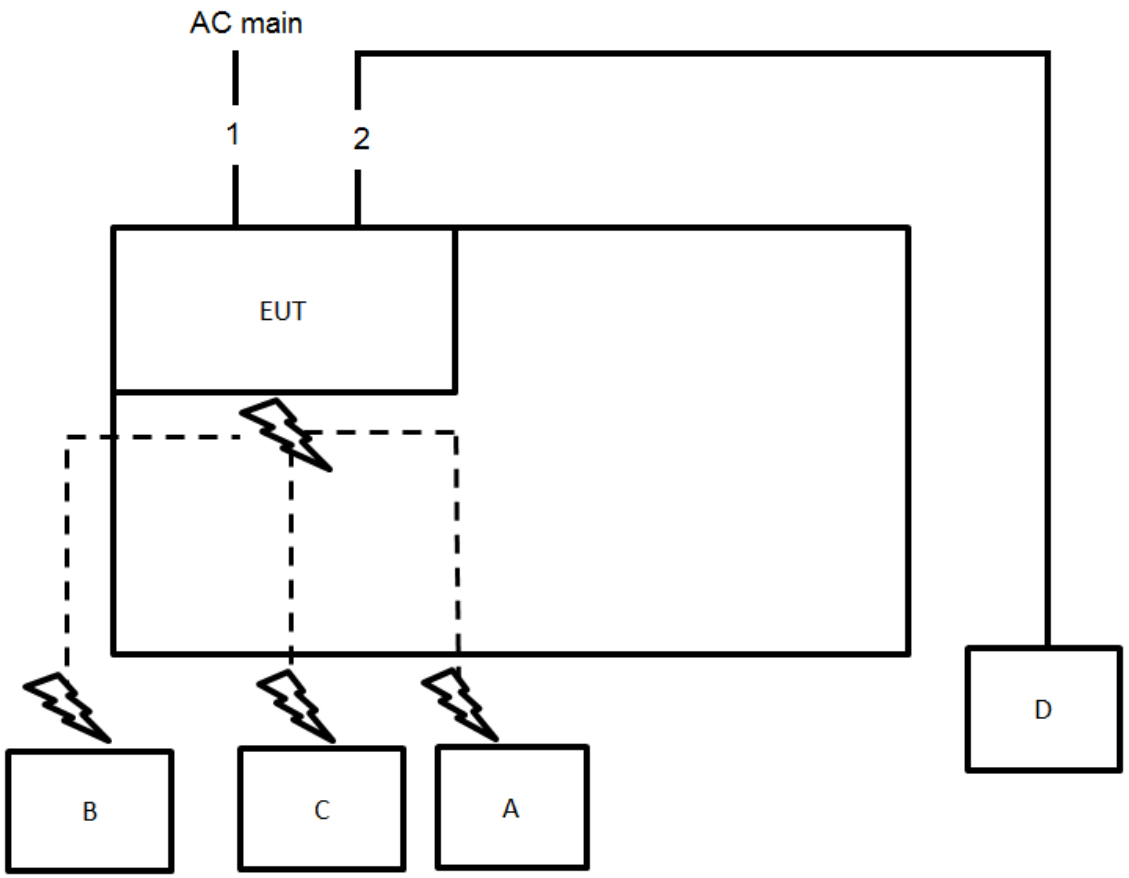

Item	Connection	Shielded	Length	Brand	Model No.	Remark
1	Power cable	No	0.8m	耕興	延長插座	Provided by Lab.
2	RJ-45 cable	No	10m	Powersync	CLN5GBR9020	Provided by Lab.

Test Setup Diagram - Radiated Test < 1GHz / Intentional-CTX

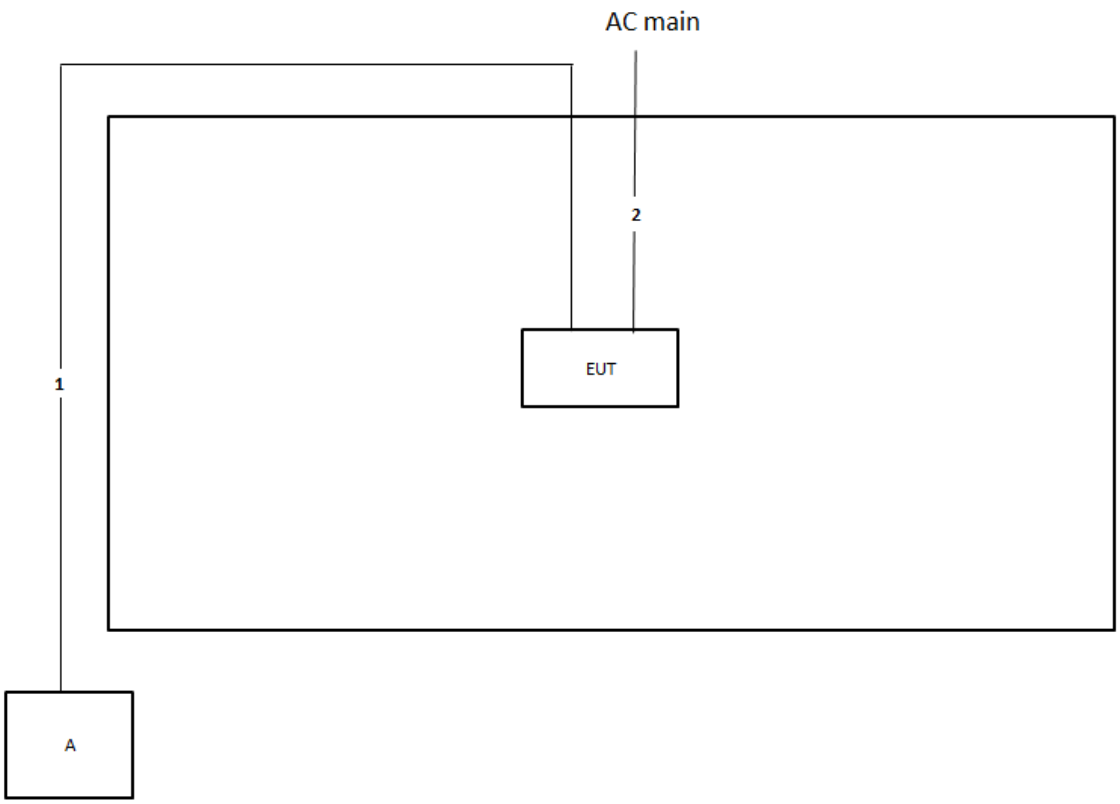

Item	Connection	Shielded	Length	Brand	Model No.	Remark
1	RJ-45 cable	No	10m	Powersync	CLN5GBR9020	Provided by Lab.
2	Power cable	No	1.5m	耕興	延長插座	Provided by Lab.

Test Setup Diagram - Radiated Test < 1GHz / Unintentional-CRX and Radiated Test > 1GHz Unintentional 1GHz~5th-CRX

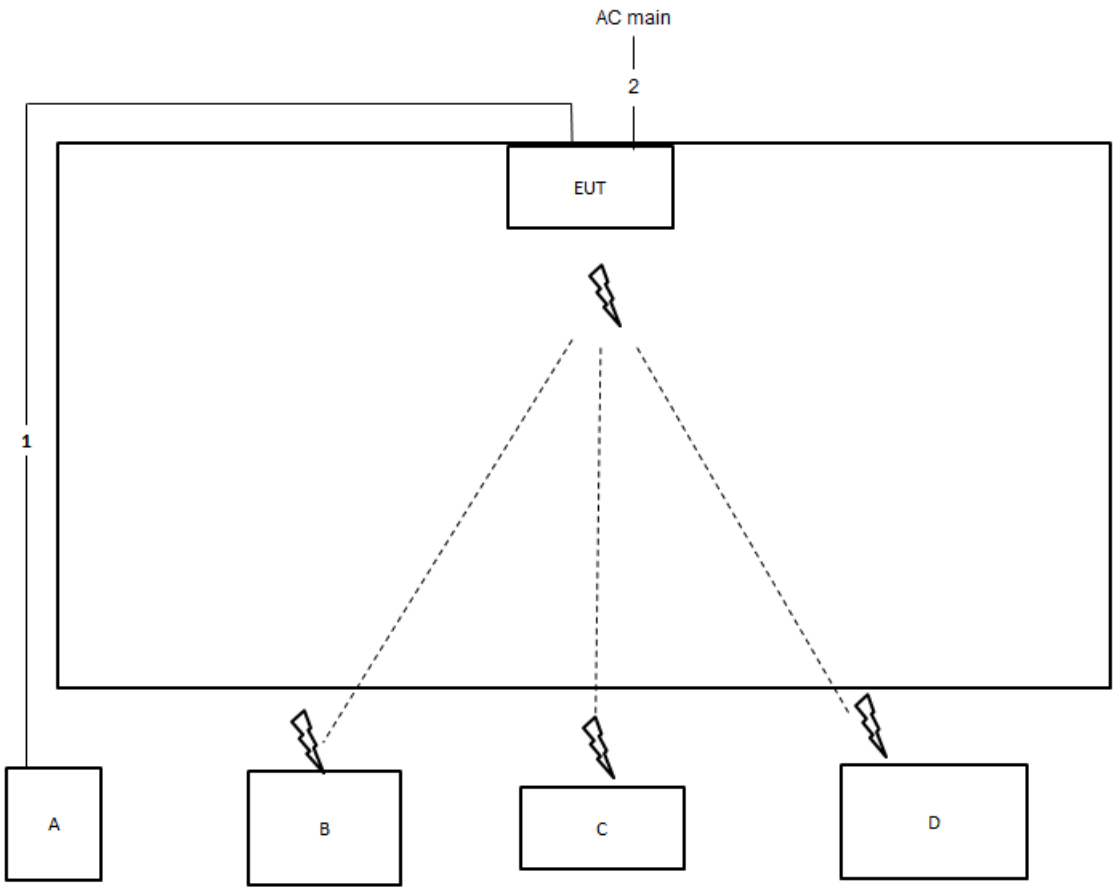

Item	Connection	Shielded	Length	Brand	Model No.	Remark
1	RJ-45 cable	No	10m	Powersync	CLN5GBR9020	Provided by Lab.
2	Power cable	No	0.8m	耕興	延長插座	Provided by Lab.

Test Setup Diagram - Radiated Test > 1GHz / Intentional 1GHz~10th-CTX

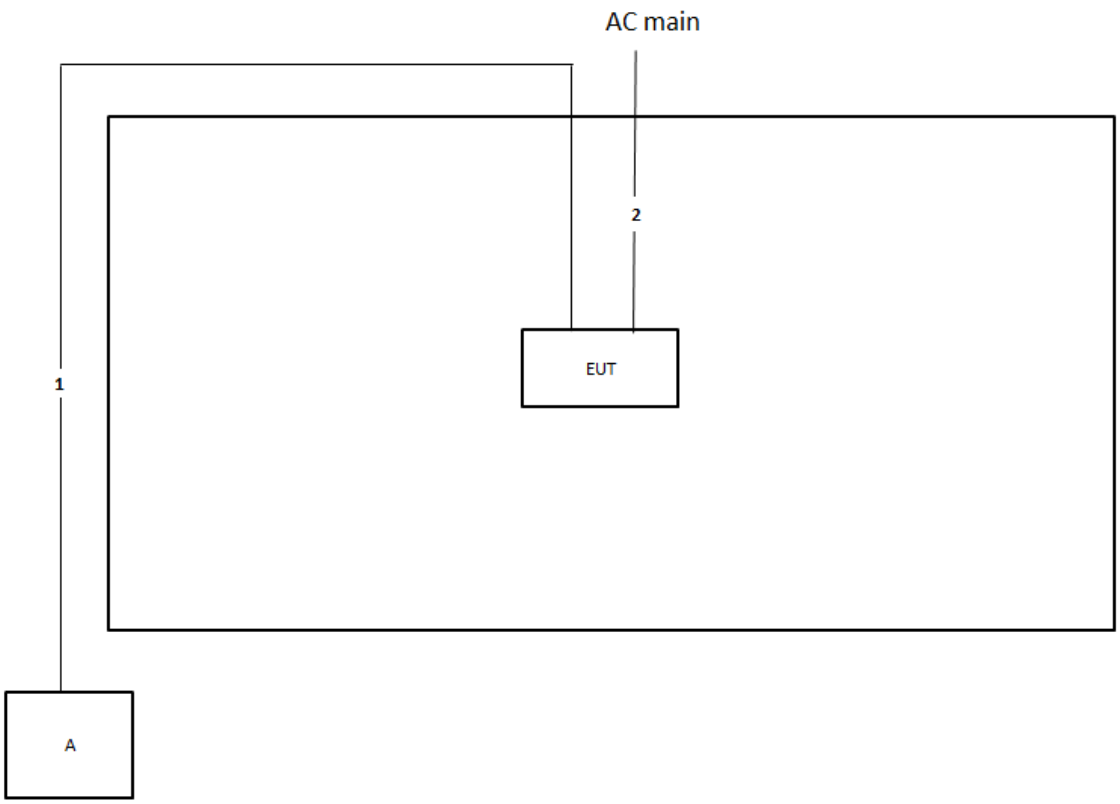

Item	Connection	Shielded	Length	Brand	Model No.	Remark
1	RJ-45 cable	No	10m	Powersync	CLN5GBR9020	Provided by Lab.
2	Power cable	No	1.5m	耕興	延長插座	Provided by Lab.

3 Transmitter Test Result

3.1 AC Power-line Conducted Emissions

3.1.1 AC Power-line Conducted Emissions Limit

AC Power-line Conducted Emissions Limit		
Frequency Emission (MHz)	**Quasi-Peak**	**Average**
0.15-0.5	66 - 56 *	56 - 46 *
0.5-5	56	46
5-30	60	50
Note 1: * Decreases with the logarithm of the frequency.		

3.1.2 Measuring Instruments

Refer a test equipment and calibration data table in this test report.

3.1.3 Test Procedures

Test Method
☒ Refer as ANSI C63.10-2013, clause 6.2 for AC power-line conducted emissions.

3.1.4 Test Setup

AC Power-line Conducted Emissions

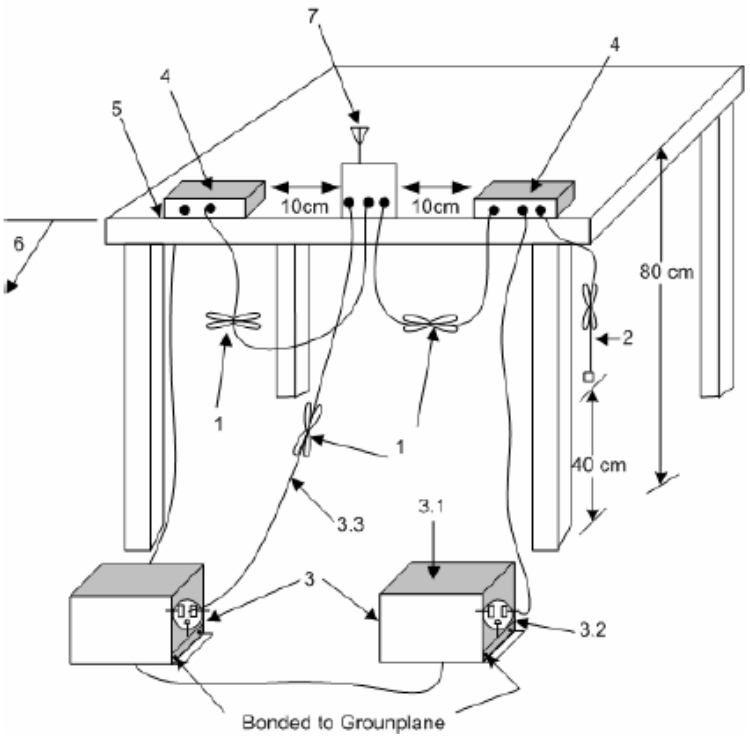

1—Interconnecting cables that hang closer than 40 cm to the ground plane shall be folded back and forth in the center forming a bundle 30 cm to 40 cm long.
2—The I/O cables that are not connected to an accessory shall be bundled in the center. The end of the cable may be terminated, if required, using the correct terminating impedance. The overall length shall not exceed 1 m.
3—EUT connected to one LISN. Unused LISN measuring port connectors shall be terminated in 50 Ω loads. LISN may be placed on top of, or immediately beneath, reference ground plane.
3.1—All other equipment powered from additional LISN(s).
3.2—A multiple-outlet strip may be used for multiple power cords of non-EUT equipment.
3.3—LISN at least 80 cm from nearest part of EUT chassis.
4—Non-EUT components of EUT system being tested.
5—Rear of EUT, including peripherals, shall all be aligned and flush with edge of tabletop.
6—Edge of tabletop shall be 40 cm removed from a vertical conducting plane that is bonded to the ground plane.
7—Antenna can be integral or detachable. If detachable, then the antenna shall be attached for this test.

3.1.5 Measurement Results Calculation

The measured Level is calculated using:

a. Corrected Reading: LISN Factor (LISN) + Attenuator (AT/AUX) + Cable Loss (CL) + Read Level (Raw) = Level

b. Margin = -Limit + Level

3.1.6 Test Result of AC Power-line Conducted Emissions

Refer as Appendix A

3.2 Emission Bandwidth

3.2.1 Emission Bandwidth Limit

Emission Bandwidth Limit	
UNII Devices	
☒	For the 5.15-5.25 GHz band, N/A
☒	For the 5.25-5.35 GHz band, the maximum conducted output power shall not exceed the lesser of 250 mW or 11 dBm + 10 log B, where B is the 26 dB emission bandwidth in MHz.
☒	For the 5.47-5.725 GHz band, the maximum conducted output power shall not exceed the lesser of 250 mW or 11 dBm + 10 log B, where B is the 26 dB emission bandwidth in MHz.
☒	For the 5.725-5.85 GHz band, 6 dB emission bandwidth ≥ 500kHz.
LE-LAN Devices	
☐	For the band 5.15-5.25 GHz, the maximum e.i.r.p. shall not exceed 200 mW or 10 + 10 log B, dBm, whichever power is less. B is the 99% emission bandwidth in MHz.
☐	For the 5.25-5.35 GHz band, the maximum e.i.r.p. shall not exceed 1.0 W or 17 + 10 log B, dBm, whichever power is less. B is the 99% emission bandwidth in MHz
☐	For the 5.47-5.6 GHz band and 5.65-5.725 GHz band, the maximum e.i.r.p. shall not exceed 1.0 W or 17 + 10 log B, dBm, whichever power is less. B is the 99% emission bandwidth in MHz
☐	For the 5.725-5.85 GHz band, 6 dB emission bandwidth ≥ 500kHz.

3.2.2 Measuring Instruments

Refer a test equipment and calibration data table in this test report.

3.2.3 Test Procedures

Test Method		
▪	For the emission bandwidth shall be measured using one of the options below:	
	☒	Refer as FCC KDB 789033, clause C for EBW and clause D for OBW measurement.
	☐	Refer as ANSI C63.10, clause 6.9.1 for occupied bandwidth testing.
	☐	Refer as IC RSS-Gen, clause 4.6 for bandwidth testing.

3.2.4 Test Setup

Emission Bandwidth

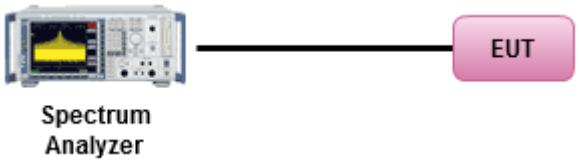

3.2.5 Test Result of Emission Bandwidth

Refer as Appendix B

3.3 Maximum Conducted Output Power

3.3.1 Maximum Conducted Output Power Limit

Maximum Conducted Output Power Limit	
UNII Devices	
☒	For the 5.15-5.25 GHz band:
	▪ Outdoor AP: the maximum conducted output power (P_{Out}) shall not exceed the lesser of 1 W. If G_{TX} > 6 dBi, then P_{Out} = 30 – (G_{TX} – 6). e.i.r.p. at any elevation angle above 30 degrees ≤ 125mW [21dBm]
	▪ Indoor AP: the maximum conducted output power (P_{Out}) shall not exceed the lesser of 1 W. If G_{TX} > 6 dBi, then P_{Out} = 30 – (G_{TX} – 6)
	▪ Point-to-point AP: the maximum conducted output power (P_{Out}) shall not exceed the lesser of 1 W If G_{TX} > 23 dBi, then P_{Out} = 30 – (G_{TX} – 23).
	▪ Mobile or Portable Client: the maximum conducted output power (P_{Out}) shall not exceed the lesser of 250 mW. If G_{TX} > 6 dBi, then P_{Out} = 24 – (G_{TX} – 6).
☒	For the 5.25-5.35 GHz band, the maximum conducted output power (P_{Out}) shall not exceed the lesser of 250 mW or 11 dBm + 10 log B, where B is the 26 dB emission bandwidth in MHz. If G_{TX} > 6 dBi, then P_{Out} = 24 – (G_{TX} – 6).
☒	For the 5.47-5.725 GHz band, the maximum conducted output power (P_{Out}) shall not exceed the lesser of 250 mW or 11 dBm + 10 log B, where B is the 26 dB emission bandwidth in MHz. If G_{TX} > 6 dBi, then P_{Out} = 24 – (G_{TX} – 6).
☒	For the 5.725-5.85 GHz band:
	▪ Point-to-multipoint systems (P2M): the maximum conducted output power (P_{Out}) shall not exceed the lesser of 1 W. If G_{TX} > 6 dBi, then P_{Out} = 30 – (G_{TX} – 6).
	▪ Point-to-point systems (P2P): the maximum conducted output power (P_{Out}) shall not exceed the lesser of 1 W.
LE-LAN Devices	
☐	For the 5.15-5.25 GHz band, the maximum e.i.r.p. shall not exceed 200 mW or 10 + 10 log B, dBm, whichever power is less. B is the 99% emission bandwidth in MHz.
☐	For the 5.25-5.35 GHz band, the maximum e.i.r.p. shall not exceed 1.0 W or 17 + 10 log B, dBm, whichever power is less. B is the 99% emission bandwidth in MHz
☐	For the 5.47-5.6 GHz band and 5.65-5.725 GHz band, the maximum e.i.r.p. shall not exceed 1.0 W or 17 + 10 log B, dBm, whichever power is less. B is the 99% emission bandwidth in MHz
☐	For the 5.725-5.85 GHz band:
	▪ Point-to-multipoint systems (P2M): the maximum conducted output power (P_{Out}) shall not exceed the lesser of 1 W. If G_{TX} > 6 dBi, then P_{Out} = 30 – (G_{TX} – 6).
	▪ Point-to-point systems (P2P): the maximum conducted output power (P_{Out}) shall not exceed the lesser of 1 W.
P_{Out} = maximum conducted output power in dBm, **G_{TX}** = the maximum transmitting antenna directional gain in dBi.	

3.3.2 Measuring Instruments

Refer a test equipment and calibration data table in this test report.

3.3.3 Test Procedures

Test Method	
▪ Maximum Conducted Output Power	
	Average over on/off periods with duty factor
	☐ Refer as FCC KDB 789033, clause E Method SA-2 (spectral trace averaging).
	☐ Refer as FCC KDB 789033, clause E Method SA-2 Alt. (RMS detection with slow sweep speed)
	Wideband RF power meter and average over on/off periods with duty factor
	☒ Refer as FCC KDB 789033, clause E Method PM-G (using an RF average power meter).
▪ For conducted measurement.	
	▪ If the EUT supports multiple transmit chains using options given below: Refer as FCC KDB 662911, In-band power measurements. Using the measure-and-sum approach, measured all transmit ports individually. Sum the power (in linear power units e.g., mW) of all ports for each individual sample and save them.
	▪ If multiple transmit chains, EIRP calculation could be following as methods: $P_{total} = P_1 + P_2 + \ldots + P_n$ (calculated in linear unit [mW] and transfer to log unit [dBm]) $EIRP_{total} = P_{total} + DG$

3.3.4 Test Setup

RF Output Power (Power Meter)

3.3.5 Test Result of Maximum Conducted Output Power

Refer as Appendix C

3.4 Peak Power Spectral Density

3.4.1 Peak Power Spectral Density Limit

Peak Power Spectral Density Limit	
UNII Devices	
☒	For the 5.15-5.25 GHz band:
	▪ Outdoor AP: the peak power spectral density (PPSD) shall not exceed the lesser of 17dBm/MHz. If G_{TX} > 6 dBi, then P_{Out} = 17 – (G_{TX} – 6).
	▪ Indoor AP: the peak power spectral density (PPSD) shall not exceed the lesser of 17dBm/MHz. If G_{TX} > 6 dBi, then P_{Out} = 17 – (G_{TX} – 6).
	▪ Point-to-point AP: the peak power spectral density (PPSD) shall not exceed the lesser of 17dBm/MHz. If G_{TX} > 23 dBi, then P_{Out} = 17 – (G_{TX} – 23).
	▪ Mobile or Portable Client: the peak power spectral density (PPSD) ≤ 11 dBm/MHz. If G_{TX} > 6 dBi, then PPSD= 11 – (G_{TX} – 6)..
☒	For the 5.25-5.35 GHz band, the peak power spectral density (PPSD) ≤ 11 dBm/MHz. If G_{TX} > 6 dBi, then PPSD= 11 – (G_{TX} – 6).
☒	For the 5.47-5.725 GHz band, the peak power spectral density (PPSD) ≤ 11 dBm/MHz. If G_{TX} > 6 dBi, then PPSD= 11 – (G_{TX} – 6).
☒	For the 5.725-5.85 GHz band:
	▪ Point-to-multipoint systems (P2M): the peak power spectral density (PPSD) ≤ 30 dBm/500kHz. If G_{TX} > 6 dBi, then PPSD= 30 – (G_{TX} – 6).
	▪ Point-to-point systems (P2P): the peak power spectral density (PPSD) ≤ 30 dBm/500kHz.
LE-LAN Devices	
☐	For the 5.15-5.25 GHz band, the e.i.r.p. peak power spectral density (PPSD) ≤ 10 dBm/MHz.
☐	For the 5.25-5.35 GHz band, the peak power spectral density (PPSD) ≤ 11 dBm/MHz.
	▪ e.i.r.p. greater than 200 mW shall comply with the following e.i.r.p. at different elevations, where θ is the angle above the local horizontal plane (of the Earth) as shown below: -13 dBW/MHz for 0° ≤ θ < 8° ; -13 − 0.716 (θ-8) dBW/MHz for 8° ≤ θ < 40° -35.9 − 1.22 (θ-40) dBW/MHz for 40° ≤ θ ≤ 45° ; -42 dBW/MHz for θ > 45°
☐	For the 5.47-5.6 GHz band and 5.65-5.725 GHz band, the peak power spectral density (PPSD) ≤ 11 dBm/MHz.
☐	For the 5.725-5.85 GHz band:
	▪ Point-to-multipoint systems (P2M): the peak power spectral density (PPSD) ≤ 30 dBm/500kHz. If G_{TX} > 6 dBi, then PPSD= 30 – (G_{TX} – 6).
	▪ Point-to-point systems (P2P): the peak power spectral density (PPSD) ≤ 30 dBm/500kHz.
PPSD = peak power spectral density that he same method as used to determine the conducted output power shall be used to determine the power spectral density. And power spectral density in dBm/MHz **G_{TX}** = the maximum transmitting antenna directional gain in dBi.	

3.4.2 Measuring Instruments

Refer a test equipment and calibration data table in this test report.

3.4.3 Test Procedures

Test Method			
▪ Peak power spectral density procedures that the same method as used to determine the conducted output power shall be used to determine the peak power spectral density and use the peak search function on the spectrum analyzer to find the peak of the spectrum. For the peak power spectral density shall be measured using below options:			
	☐ Refer as FCC KDB 789033, F)5) power spectral density can be measured using resolution bandwidths < 1 MHz provided that the results are integrated over 1 MHz bandwidth		
	[duty cycle ≥ 98% or external video / power trigger]		
	☒ Refer as FCC KDB 789033, clause E Method SA-1 (spectral trace averaging).		
	☐ Refer as FCC KDB 789033, clause E Method SA-1 Alt. (RMS detection with slow sweep speed)		
	duty cycle < 98% and average over on/off periods with duty factor		
	☒ Refer as FCC KDB 789033, clause E Method SA-2 (spectral trace averaging).		
	☐ Refer as FCC KDB 789033, clause E Method SA-2 Alt. (RMS detection with slow sweep speed)		
▪ For conducted measurement.			
	▪ If the EUT supports multiple transmit chains using options given below:		
		☒ Option 1: Measure and sum the spectra across the outputs. Refer as FCC KDB 662911, In-band power spectral density (PSD). Sample all transmit ports simultaneously using a spectrum analyzer for each transmit port. Where the trace bin-by-bin of each transmit port summing can be performed. (i.e., in the first spectral bin of output 1 is summed with that in the first spectral bin of output 2 and that from the first spectral bin of output 3, and so on up to the NTX output to obtain the value for the first frequency bin of the summed spectrum.). Add up the amplitude (power) values for the different transmit chains and use this as the new data trace.	
		☐ Option 2: Measure and sum spectral maxima across the outputs. With this technique, spectra are measured at each output of the device at the required resolution bandwidth. The maximum value (peak) of each spectrum is determined. These maximum values are then summed mathematically in linear power units across the outputs. These operations shall be performed separately over frequency spans that have different out-of-band or spurious emission limits,	
		☐ Option 3: Measure and add 10 log(N) dB, where N is the number of transmit chains. Refer as FCC KDB 662911, In-band power spectral density (PSD). Performed at each transmit chains and each transmit chains shall be compared with the limit have been reduced with 10 log(N). Or each transmit chains shall be add 10 log(N) to compared with the limit.	
	▪	If multiple transmit chains, EIRP PPSD calculation could be following as methods: $PPSD_{total} = PPSD_1 + PPSD_2 + \ldots + PPSD_n$ (calculated in linear unit [mW] and transfer to log unit [dBm]) $EIRP_{total} = PPSD_{total} + DG$	

3.4.4 Test Setup

Power Spectral Density

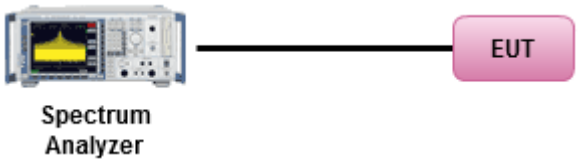

3.4.5 Test Result of Peak Power Spectral Density

Refer as Appendix D

3.5 Unwanted Emissions

3.5.1 Transmitter Unwanted Emissions Limit

Unwanted emissions below 1 GHz and restricted band emissions above 1GHz limit			
Frequency Range (MHz)	**Field Strength (uV/m)**	**Field Strength (dBuV/m)**	**Measure Distance (m)**
0.009~0.490	2400/F(kHz)	48.5 - 13.8	300
0.490~1.705	24000/F(kHz)	33.8 - 23	30
1.705~30.0	30	29	30
30~88	100	40	3
88~216	150	43.5	3
216~960	200	46	3
Above 960	500	54	3

Note 1: Test distance for frequencies at or above 30 MHz, measurements may be performed at a distance other than the limit distance provided they are not performed in the near field and the emissions to be measured can be detected by the measurement equipment. When performing measurements at a distance other than that specified, the results shall be extrapolated to the specified distance using an extrapolation factor of 20 dB/decade (inverse of linear distance for field-strength measurements, inverse of linear distance-squared for power-density measurements).

Note 2: Test distance for frequencies at below 30 MHz, measurements may be performed at a distance closer than the EUT limit distance; however, an attempt should be made to avoid making measurements in the near field. When performing measurements below 30 MHz at a closer distance than the limit distance, the results shall be extrapolated to the specified distance by either making measurements at a minimum of two or more distances on at least one radial to determine the proper extrapolation factor or by using the square of an inverse linear distance extrapolation factor (40 dB/decade). The test report shall specify the extrapolation method used to determine compliance of the EUT.

Note 3: Using the distance of 1m during the test for above 18 GHz, and the test value to correct for the distance factor at 3m.

Un-restricted band emissions above 1GHz Limit	
Operating Band	**Limit**
☒ 5.15 - 5.25 GHz	e.i.r.p. -27 dBm [68.2 dBuV/m@3m]
☒ 5.25 - 5.35 GHz	e.i.r.p. -27 dBm [68.2 dBuV/m@3m]
☒ 5.47 - 5.725 GHz	e.i.r.p. -27 dBm [68.2 dBuV/m@3m]
☒ 5.725 - 5.85 GHz	all emissions shall be limited to a level of -27 dBm/MHz at 75 MHz or more above or below the band edge increasing linearly to 10 dBm/MHz at 25 MHz above or below the band edge, and from 25 MHz above or below the band edge increasing linearly to a level of 15.6 dBm/MHz at 5 MHz above or below the band edge, and from 5 MHz above or below the band edge increasing linearly to a level of 27 dBm/MHz at the band edge.

Note 1: Measurements may be performed at a distance other than the limit distance provided they are not performed in the near field and the emissions to be measured can be detected by the measurement equipment. When performing measurements at a distance other than that specified, the results shall be extrapolated to the specified distance using an extrapolation factor of 20 dB/decade (inverse of

linear distance for field-strength measurements, inverse of linear distance-squared for power-density measurements).

3.5.2 Measuring Instruments

Refer a test equipment and calibration data table in this test report.

3.5.3 Test Procedures

Test Method		
▪ Measurements may be performed at a distance other than the limit distance provided they are not performed in the near field and the emissions to be measured can be detected by the measurement equipment. Measurements shall not be performed at a distance greater than 30 m for frequencies above 30 MHz, unless it can be further demonstrated that measurements at a distance of 30 m or less are impractical. When performing measurements at a distance other than that specified, the results shall be extrapolated to the specified distance using an extrapolation factor of 20 dB/decade (inverse of linear distance for field-strength measurements, inverse of linear distance-squared for power-density measurements).		
▪ The average emission levels shall be measured in [duty cycle ≥ 98 or duty factor].		
▪ For the transmitter unwanted emissions shall be measured using following options below:		
	▪ Refer as FCC KDB 789033, clause G)2) for unwanted emissions into non-restricted bands.	
	▪ Refer as FCC KDB 789033, clause G)1) for unwanted emissions into restricted bands.	
		☐ Refer as FCC KDB 789033, G)6) Method AD (Trace Averaging).
		☒ Refer as FCC KDB 789033, G)6) Method VB (Reduced VBW).
		☐ Refer as ANSI C63.10, clause 11.12.2.5.3 (Reduced VBW). VBW ≥ 1/T, where T is pulse time.
		☐ Refer as ANSI C63.10, clause 7.5 average value of pulsed emissions.
		☒ Refer as FCC KDB 789033, clause G)5) measurement procedure peak limit.
		☐ Refer as ANSI C63.10, clause 4.1.4.2.2 measurement procedure peak limit.
▪ For radiated measurement.		
	▪ Refer as ANSI C63.10, clause 6.4 for radiated emissions below 30 MHz and test distance is 3m.	
	▪ Refer as ANSI C63.10, clause 6.5 for radiated emissions 30 MHz to 1 GHz and test distance is 3m.	
	▪ Refer as ANSI C63.10, clause 6.6 for radiated emissions above 1GHz.	
▪ The any unwanted emissions level shall not exceed the fundamental emission level.		
▪ All amplitude of spurious emissions that are attenuated by more than 20 dB below the permissible value has no need to be reported.		

3.5.4 Test Setup

Radiated - Emissions in Restricted Frequency Bands
9kHz ~30MHz

Unintentional

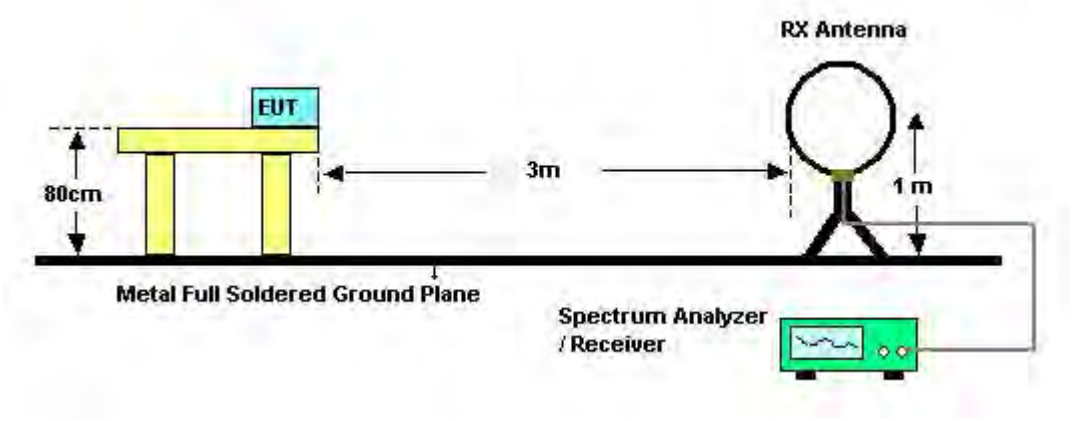

Intentional

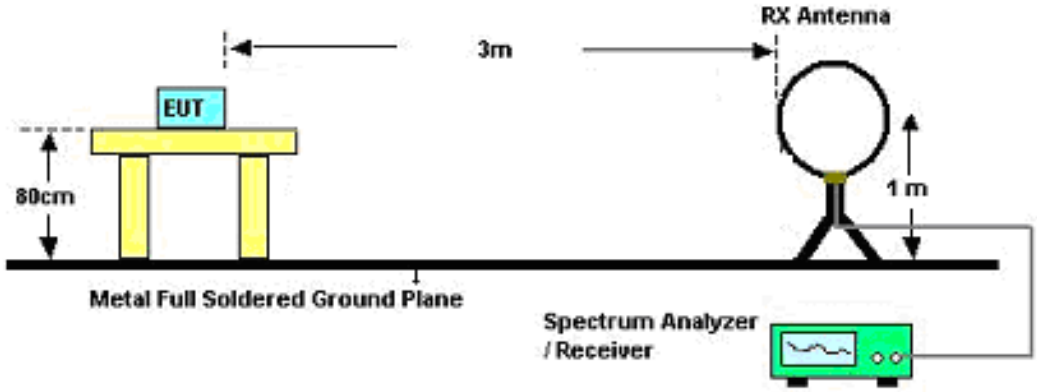

30MHz~1GHz

Unintentional

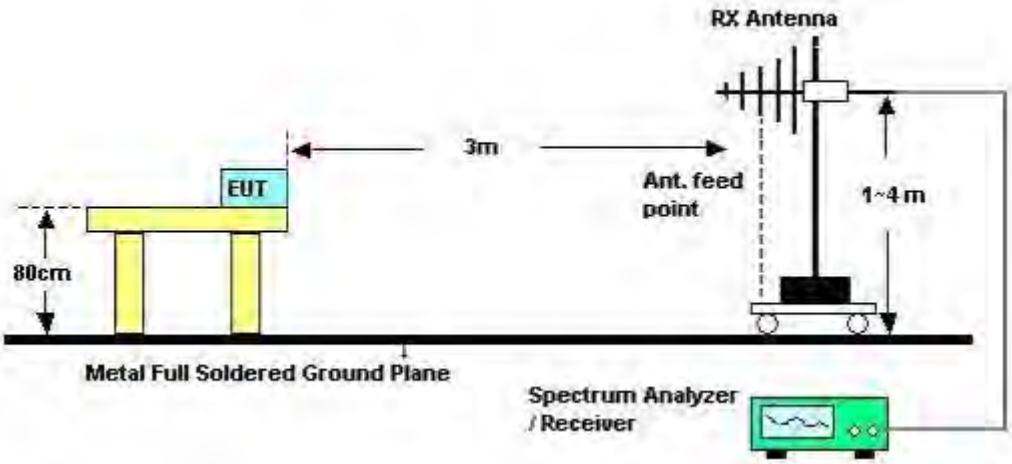

Intentional

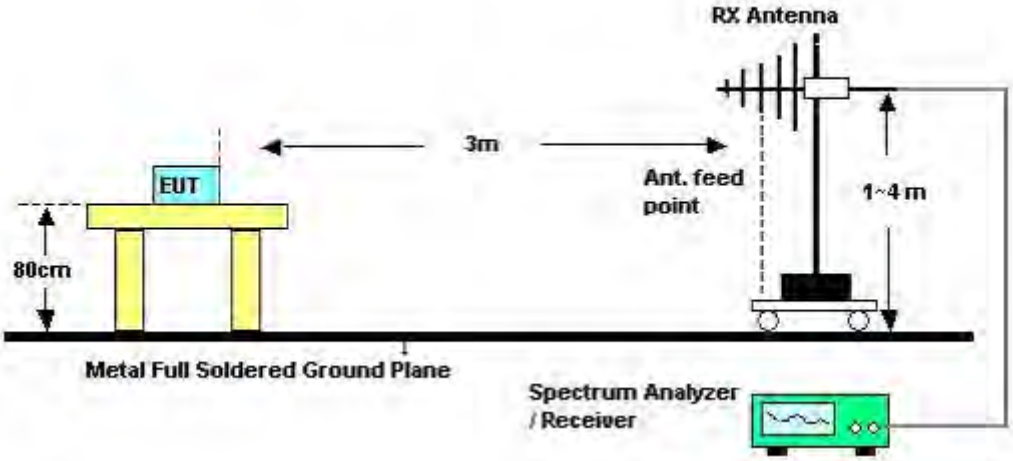

Emissions in Restricted Frequency Bands

1,000~18,000 MHz / Unintentional

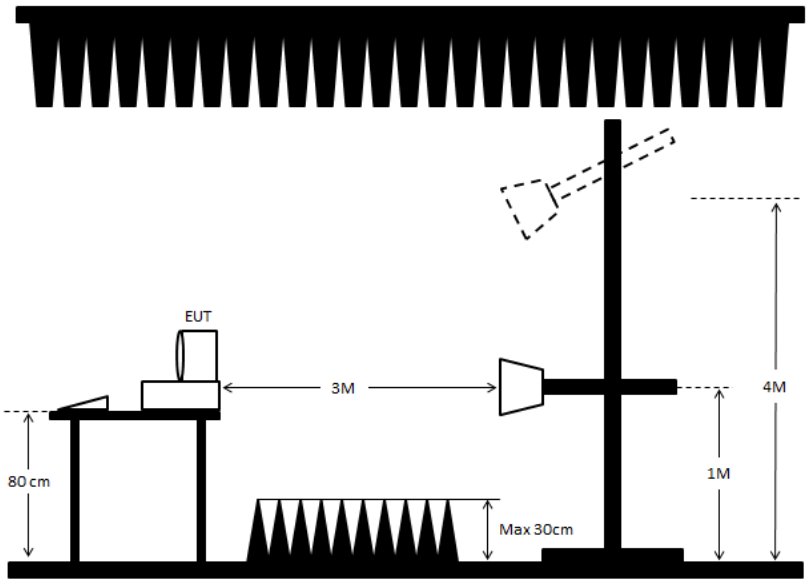

18,000~30,000 MHz / Unintentional

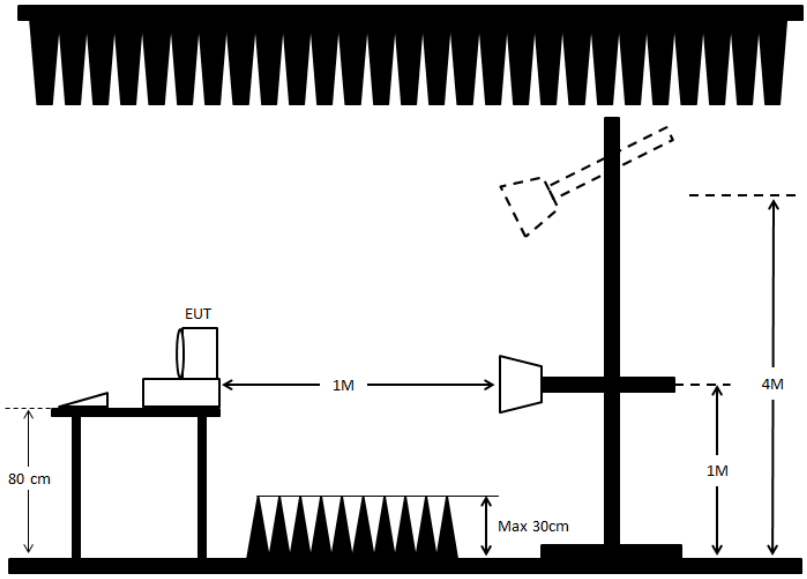

Above 1GHz / Intentional

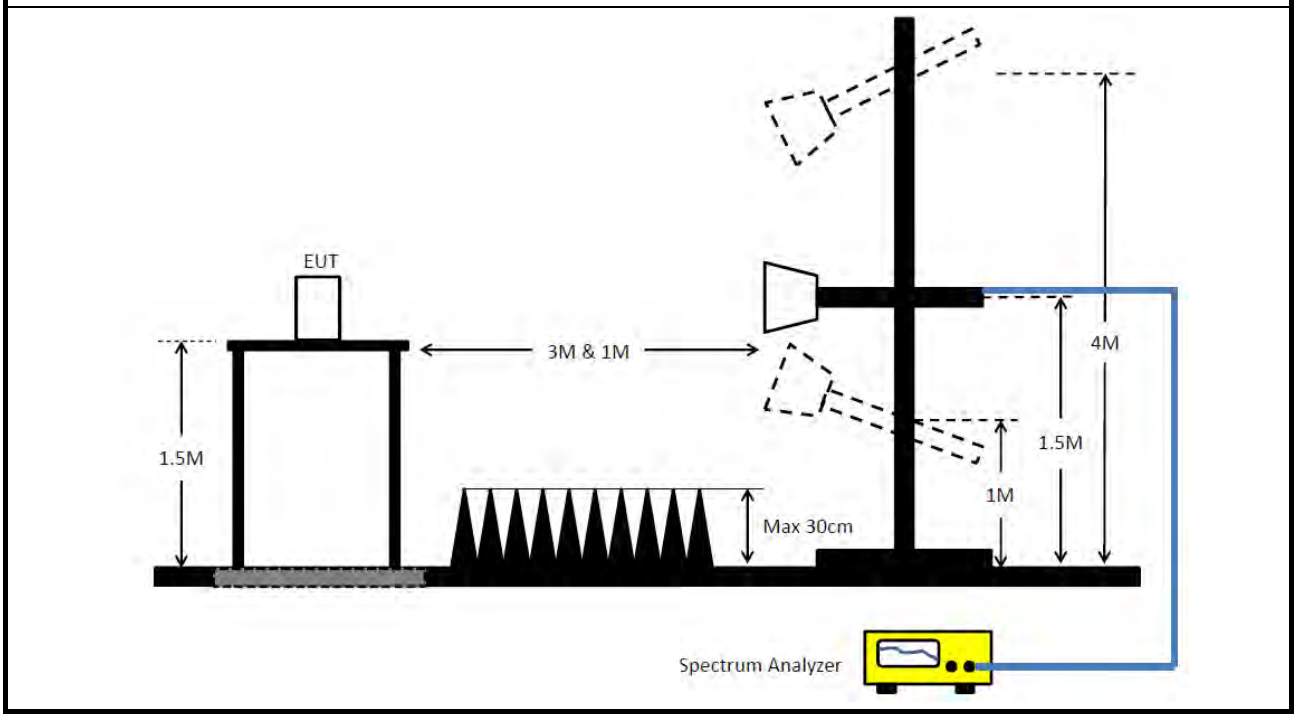

3.5.5 Measurement Results Calculation

The measured Level is calculated using:
Corrected Reading: Antenna factor (AF) + Cable loss (CL) + Read level (Raw) - Preamp factor (PA)(if applicable) = Level.

3.5.6 Transmitter Unwanted Emissions (Below 30MHz)

There is a comparison data of both open-field test site and alternative test site - semi-Anechoic chamber according to KDB414788 Radiated Test Site, and the result came out very similar.
All amplitude of spurious emissions that are attenuated by more than 20 dB below the permissible value has no need to be reported.
The radiated emissions were investigated from 9 kHz or the lowest frequency generated within the device, up to the 10th harmonic or 40 GHz, whichever is appropriate.

3.5.7 Test Result of Transmitter Unwanted Emissions

Refer as Appendix E

4 Test Equipment and Calibration Data

Instrument	Brand	Model No.	Serial No.	Characteristics	Calibration Date	Calibration Due Date	Remark
EMI Receiver	Agilent	N9038A	My52260123	9kHz ~ 8.4GHz	Feb. 26, 2020	Feb. 25, 2021	Conduction (CO01-CB)
LISN	F.C.C.	FCC-LISN-50-16-2	04083	150kHz ~ 100MHz	Dec. 25, 2019	Dec. 24, 2020	Conduction (CO01-CB)
LISN	Schwarzbeck	NSLK 8127	8127647	9kHz ~ 30MHz	Feb. 25, 2020	Feb. 24, 2021	Conduction (CO01-CB)
Pulse Limiter	Rohde& Schwarz	ESH3-Z2	100430	9kHz ~ 30MHz	Jan. 31, 2020	Jan. 30, 2021	Conduction (CO01-CB)
COND Cable	Woken	Cable	Low cable-CO01	9kHz ~ 30MHz	May 20, 2020	May 19, 2021	Conduction (CO01-CB)
Software	SPORTON	SENSE	V5.10	-	N.C.R.	N.C.R.	Conduction (CO01-CB)
Bilog Antenna with 6dB Attenuator	TESEQ & EMCI	CBL 6112D & N-6-06	35236 & AT-N0610	30MHz ~ 2GHz	Mar. 27, 2020	Mar. 26, 2021	Radiation (03CH05-CB)
Horn Antenna	SCHWARZBECK	BBHA9120D	BBHA 9120D-1291	1GHz~18GHz	Oct. 05, 2019	Oct. 04, 2020	Radiation (03CH05-CB)
Horn Antenna	SCHWARZBECK	BBHA 9170	BBHA9170507	15GHz ~ 40GHz	Jun. 11, 2020	Jun. 10, 2021	Radiation (03CH05-CB)
Pre-Amplifier	EMCI	EMC330N	980331	20MHz ~ 3GHz	Apr. 28, 2020	Apr. 27, 2021	Radiation (03CH05-CB)
Pre-Amplifier	EMCI	EMC12630SE	980287	1GHz – 26.5GHz	Jul. 03, 2020	Jul. 02, 2021	Radiation (03CH05-CB)
Amplifier	-	-	TF-130N-R1	18GHz ~ 40GHz	Jun. 19, 2020	Jun. 18, 2021	Radiation (03CH05-CB)
Loop Antenna	Teseq	HLA 6120	24155	9kHz - 30 MHz	Apr. 13, 2020	Apr. 12, 2021	Radiation (03CH05-CB)
Spectrum Analyzer	R&S	FSP40	100304	9kHz ~ 40GHz	Aug. 15, 2019	Aug. 14, 2020	Radiation (03CH05-CB)
EMI Test Receiver	R&S	ESCS	826547/017	9kHz ~ 2.75GHz	May 13, 2020	May 12, 2021	Radiation (03CH05-CB)
RF Cable-low	Woken	RG402	LOW Cable-04+23	30MHz~1GHz	Oct. 07, 2019	Oct. 06, 2020	Radiation (03CH05-CB)
RF Cable-high	Woken	RG402	High Cable-28	1GHz~18GHz	Oct. 07, 2019	Oct. 06, 2020	Radiation (03CH05-CB)
RF Cable-high	Woken	RG402	High Cable-04+28	1GHz~18GHz	Feb. 01, 2020	Jan. 31, 2021	Radiation (03CH05-CB)

Instrument	Brand	Model No.	Serial No.	Characteristics	Calibration Date	Calibration Due Date	Remark
RF Cable-high	Woken	RG402	High Cable-40G#1	18GHz ~ 40 GHz	Jul. 16, 2020	Jul. 15, 2021	Radiation (03CH05-CB)
RF Cable-high	Woken	RG402	High Cable-40G#2	18GHz ~ 40 GHz	Jul. 16, 2020	Jul. 15, 2021	Radiation (03CH05-CB)
Test Software	SPORTON	SENSE	V5.10	-	N.C.R.	N.C.R.	Radiation (03CH05-CB)
3m Semi Anechoic Chamber VSWR	RIKEN	SAC-3M	03CH02-CB	1GHz ~18GHz 3m	Mar. 28, 2020	Mar. 27, 2021	Radiation (03CH02-CB)
Horn Antenna	EMCO	3115	9610-4976	1GHz ~ 18GHz	Apr. 21, 2020	Apr. 20, 2021	Radiation (03CH02-CB)
Horn Antenna	Schwarzbeck	BBHA 9170	BBHA9170252	15GHz ~ 40GHz	Jul. 21, 2020	Jul. 20, 2021	Radiation (03CH02-CB)
Pre-Amplifier	Agilent	83017A	MY39501305	1GHz ~ 26.5GHz	Jul. 13, 2020	Jul. 12, 2021	Radiation (03CH02-CB)
Pre-Amplifier	MITEQ	TTA1840-35-HG	1864479	18GHz ~ 40GHz	Jul. 08, 2020	Jul. 07, 2021	Radiation (03CH02-CB)
Signal Analyzer	R&S	FSV40	101904	9kHz ~ 40GHz	May 12, 2020	May 11, 2021	Radiation (03CH02-CB)
High Cable	Woken	RG402	High Cable-18	1GHz ~ 18GHz	Oct. 07, 2019	Oct. 06, 2020	Radiation (03CH02-CB)
High Cable	Woken	RG402	High Cable-18+19	1GHz ~ 18GHz	Oct. 07, 2019	Oct. 06, 2020	Radiation (03CH02-CB)
RF Cable-high	Woken	RG402	High Cable-40G#1	18GHz ~ 40 GHz	Jul. 16, 2020	Jul. 15, 2021	Radiation (03CH02-CB)
RF Cable-high	Woken	RG402	High Cable-40G#2	18GHz ~ 40 GHz	Jul. 16, 2020	Jul. 15, 2021	Radiation (03CH02-CB)
Test Software	SPORTON	SENSE	V5.10	-	N.C.R.	N.C.R.	Radiation (03CH02-CB)
Site V.S.W.R	TDK	SAC-3M	03CH04-CB	1GHz ~18GHz 3m	Feb. 26, 2020	Feb. 25, 2021	Radiation (03CH04-CB)
Horn Antenna	ETS・Lindgren	3115	00143147	750MHz~18GHz	Oct. 22, 2019	Oct. 21, 2020	Radiation (03CH04-CB)
Horn Antenna	Schwarzbeck	BBHA 9170	BBHA9170252	15GHz ~ 40GHz	Jul. 21, 2020	Jul. 20, 2021	Radiation (03CH04-CB)
Pre-Amplifier	Agilent	83017A	MY53270063	0.5GHz ~ 26.5GHz	Jul. 14, 2020	Jul. 13, 2021	Radiation (03CH04-CB)
Pre-Amplifier	MITEQ	TTA1840-35-HG	1864479	18GHz ~ 40GHz	Jul. 08, 2020	Jul. 07, 2021	Radiation (03CH04-CB)

Instrument	Brand	Model No.	Serial No.	Characteristics	Calibration Date	Calibration Due Date	Remark
Spectrum Analyzer	R&S	FSP40	100142	9kHz~40GHz	Dec. 18, 2019	Dec. 17, 2020	Radiation (03CH04-CB
RF Cable-high	Woken	RG402	High Cable-40G#1	18GHz ~ 40 GHz	Jul. 16, 2020	Jul. 15, 2021	Radiation (03CH04-CB)
RF Cable-high	Woken	RG402	High Cable-40G#2	18GHz ~ 40 GHz	Jul. 16, 2020	Jul. 15, 2021	Radiation (03CH04-CB)
Test Software	SPORTON	SENSE	V5.10	-	N.C.R.	N.C.R.	Radiation (03CH04-CB)
3m Semi Anechoic Chamber NSA	TDK	SAC-3M	03CH03-CB	30 MHz ~ 1 GHz	Jan. 29, 2020	Jan. 28, 2021	Radiation (03CH03-CB)
Bilog Antenna with 6 dB attenuator	Schaffner	CBL6112B & N-6-06	2928 & AT-N0607	20MHz ~ 2GHz	Feb. 28, 2020	Feb. 27, 2021	Radiation (03CH03-CB)
Pre-Amplifier	Agilent	8447D	2944A10259	9kHz ~ 1.3GHz	Jan. 15, 2020	Jan. 14, 2021	Radiation (03CH03-CB)
Spectrum Analyzer	R&S	FSP40	100019	9kHz ~ 40GHz	Jun. 09, 2020	Jun. 08, 2021	Radiation (03CH03-CB)
EMI Test Receiver	R&S	ESCS	826547/017	9kHz ~ 2.75GHz	May 13, 2020	May 12, 2021	Radiation (03CH03-CB)
RF Cable-low	Woken	RG402	Low Cable-02+29	30MHz ~ 1GHz	Oct. 05, 2020	Oct. 04, 2021	Radiation (03CH03-CB)
Test Software	SPORTON	SENSE	V5.10	-	N.C.R.	N.C.R.	Radiation (03CH03-CB)
Signal Analyzer	R&S	FSV40	101904	9kHz ~ 40GHz	May 12, 2020	May 11, 2021	Conducted (TH02-CB)
Power Sensor	Anritsu	MA2411B	1126203	300MHz~40GHz	Sep. 11, 2019	Sep. 10, 2020	Conducted (TH02-CB)
Power Sensor	Anritsu	MA2411B	1531343	300MHz~40GHz	Aug. 04, 2020	Aug. 03, 2021	Conducted (TH02-CB)
Power Meter	Anritsu	ML2495A	1210004	300MHz~40GHz	Sep. 11, 2019	Sep. 10, 2020	Conducted (TH02-CB)
Power Meter	Anritsu	ML2495A	1728001	300MHz~40GHz	Aug. 04, 2020	Aug. 03, 2021	Conducted (TH02-CB)
RF Cable-high	Woken	RG402	High Cable-01	1 GHz – 26.5 GHz	Oct. 07, 2019	Oct. 06, 2020	Conducted (TH02-CB)
RF Cable-high	Woken	RG402	High Cable-01	1 GHz – 26.5 GHz	Oct. 05, 2020	Oct. 04, 2021	Conducted (TH02-CB)
RF Cable-high	Woken	RG402	High Cable-02	1 GHz – 26.5 GHz	Oct. 07, 2019	Oct. 06, 2020	Conducted (TH02-CB)
RF Cable-high	Woken	RG402	High Cable-02	1 GHz – 26.5 GHz	Oct. 05, 2020	Oct. 04, 2021	Conducted (TH02-CB)

Instrument	Brand	Model No.	Serial No.	Characteristics	Calibration Date	Calibration Due Date	Remark
RF Cable-high	Woken	RG402	High Cable-3	1 GHz – 26.5 GHz	Oct. 07, 2019	Oct. 06, 2020	Conducted (TH02-CB)
RF Cable-high	Woken	RG402	High Cable-03	1 GHz – 26.5 GHz	Oct. 05, 2020	Oct. 04, 2021	Conducted (TH02-CB)
RF Cable-high	Woken	RG402	High Cable-04	1 GHz – 26.5 GHz	Oct. 07, 2019	Oct. 06, 2020	Conducted (TH02-CB)
RF Cable-high	Woken	RG402	High Cable-04	1 GHz – 26.5 GHz	Oct. 05, 2020	Oct. 04, 2021	Conducted (TH02-CB)
RF Cable-high	Woken	RG402	High Cable-05	1 GHz – 26.5 GHz	Oct. 07, 2019	Oct. 06, 2020	Conducted (TH02-CB)
RF Cable-high	Woken	RG402	High Cable-05	1 GHz – 26.5 GHz	Oct. 05, 2020	Oct. 04, 2021	Conducted (TH02-CB)
Test Software	SPORTON	SENSE	V5.10	-	N.C.R.	N.C.R.	Conducted (TH02-CB)

Note: Calibration Interval of instruments listed above is one year.

NCR means Non-Calibration required.

Summary

Mode	Result	Type	Freq (Hz)	Level (dBuV)	Limit (dBuV)	Margin (dB)	Factor (dB)	Condition
Mode 1	Pass	AV	636k	42.72	46.00	-3.28	9.91	Line

Mode 1

29/07/2020

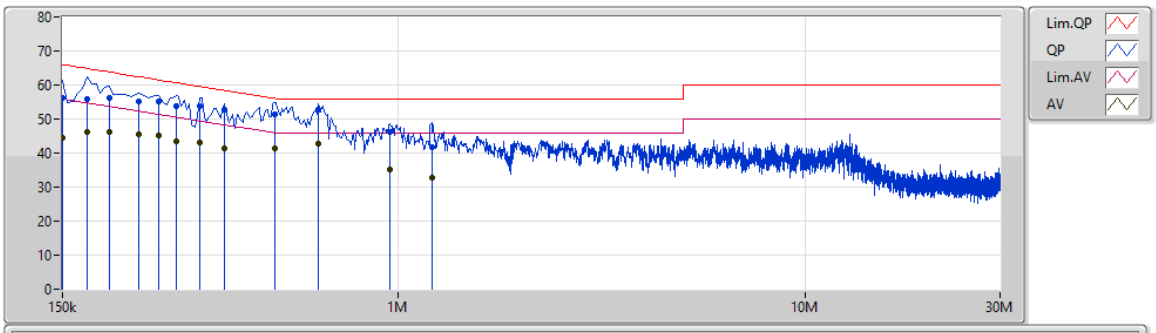

Type	Freq	Level	Limit	Margin	Factor	Condition	Comment	Raw	AF	CL	AT
	(Hz)	(dBuV)	(dBuV)	(dB)	(dB)			(dBuV)	(dB)	(dB)	(dB)
QP	150k	56.09	66.00	-9.91	9.87	Line	-	46.22	0.05	0.03	9.79
AV	150k	44.40	56.00	-11.60	9.87	Line	-	34.53	0.05	0.03	9.79
QP	172.5k	56.01	64.83	-8.82	9.87	Line	-	46.14	0.05	0.03	9.79
AV	172.5k	46.06	54.83	-8.77	9.87	Line	-	36.19	0.05	0.03	9.79
QP	195k	56.07	63.82	-7.75	9.86	Line	-	46.21	0.04	0.03	9.79
AV	195k	46.32	53.82	-7.50	9.86	Line	-	36.46	0.04	0.03	9.79
QP	231k	55.11	62.41	-7.30	9.86	Line	-	45.25	0.04	0.03	9.79
AV	231k	45.51	52.41	-6.90	9.86	Line	-	35.65	0.04	0.03	9.79
QP	258k	55.15	61.49	-6.34	9.87	Line	-	45.28	0.04	0.03	9.80
AV	258k	45.30	51.49	-6.19	9.87	Line	-	35.43	0.04	0.03	9.80
QP	285k	53.93	60.67	-6.74	9.87	Line	-	44.06	0.04	0.03	9.80
AV	285k	43.34	50.67	-7.33	9.87	Line	-	33.47	0.04	0.03	9.80
QP	325.5k	53.80	59.56	-5.76	9.87	Line	-	43.93	0.04	0.03	9.80
AV	325.5k	42.94	49.56	-6.62	9.87	Line	-	33.07	0.04	0.03	9.80
QP	375k	52.81	58.39	-5.58	9.88	Line	-	42.93	0.04	0.03	9.81
AV	375k	41.54	48.39	-6.85	9.88	Line	-	31.66	0.04	0.03	9.81
QP	496.5k	51.37	56.06	-4.69	9.88	Line	-	41.49	0.04	0.03	9.81
AV	496.5k	41.26	46.06	-4.80	9.88	Line	-	31.38	0.04	0.03	9.81
QP	636k	52.59	56.00	-3.41	9.91	Line	-	42.68	0.05	0.04	9.82
AV	636k	42.72	46.00	-3.28	9.91	Line	"Worst"	32.81	0.05	0.04	9.82
QP	955.5k	46.37	56.00	-9.63	9.91	Line	-	36.46	0.05	0.04	9.82
AV	955.5k	35.32	46.00	-10.68	9.91	Line	-	25.41	0.05	0.04	9.82
QP	1.208M	41.84	56.00	-14.16	9.92	Line	-	31.92	0.05	0.05	9.82
AV	1.208M	32.84	46.00	-13.16	9.92	Line	-	22.92	0.05	0.05	9.82

Mode 1

29/07/2020

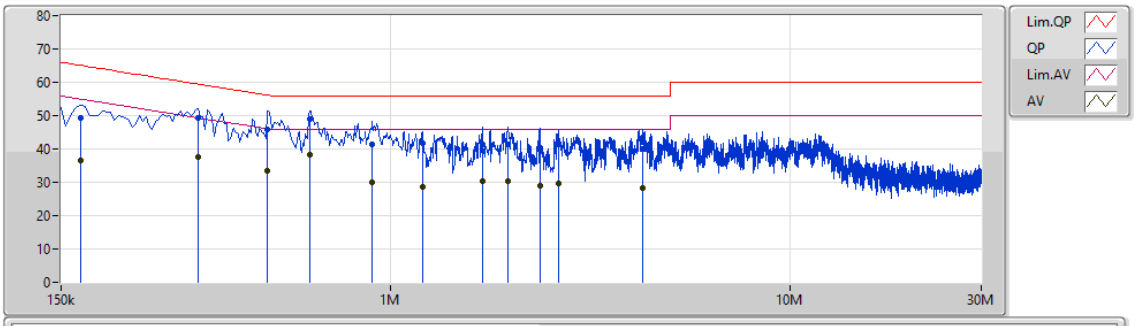

Type	Freq	Level	Limit	Margin	Factor	Condition	Comment	Raw	AF	CL	AT
	(Hz)	(dBuV)	(dBuV)	(dB)	(dB)			(dBuV)	(dB)	(dB)	(dB)
QP	168k	49.47	65.06	-15.59	9.86	Neutral	-	39.61	0.04	0.03	9.79
AV	168k	36.70	55.06	-18.36	9.86	Neutral	-	26.84	0.04	0.03	9.79
QP	330k	49.47	59.44	-9.97	9.87	Neutral	-	39.60	0.04	0.03	9.80
AV	330k	37.45	49.44	-11.99	9.87	Neutral	-	27.58	0.04	0.03	9.80
QP	492k	45.73	56.13	-10.40	9.88	Neutral	-	35.85	0.04	0.03	9.81
AV	492k	33.60	46.13	-12.53	9.88	Neutral	-	23.72	0.04	0.03	9.81
QP	627k	48.80	56.00	-7.20	9.89	Neutral	"Worst"	38.91	0.05	0.03	9.81
AV	627k	38.41	46.00	-7.59	9.89	Neutral	-	28.52	0.05	0.03	9.81
QP	901.5k	41.38	56.00	-14.62	9.92	Neutral	-	31.46	0.06	0.04	9.82
AV	901.5k	29.91	46.00	-16.09	9.92	Neutral	-	19.99	0.06	0.04	9.82
QP	1.203M	41.56	56.00	-14.44	9.93	Neutral	-	31.63	0.06	0.05	9.82
AV	1.203M	28.61	46.00	-17.39	9.93	Neutral	-	18.68	0.06	0.05	9.82
QP	1.694M	41.34	56.00	-14.66	9.96	Neutral	-	31.38	0.07	0.06	9.83
AV	1.694M	30.24	46.00	-15.76	9.96	Neutral	-	20.28	0.07	0.06	9.83
QP	1.964M	41.33	56.00	-14.67	9.97	Neutral	-	31.36	0.07	0.07	9.83
AV	1.964M	30.42	46.00	-15.58	9.97	Neutral	-	20.45	0.07	0.07	9.83
QP	2.36M	40.51	56.00	-15.49	9.98	Neutral	-	30.53	0.07	0.08	9.83
AV	2.36M	28.87	46.00	-17.13	9.98	Neutral	-	18.89	0.07	0.08	9.83
QP	2.63M	41.23	56.00	-14.77	9.99	Neutral	-	31.24	0.08	0.09	9.82
AV	2.63M	29.72	46.00	-16.28	9.99	Neutral	-	19.73	0.08	0.09	9.82
QP	4.268M	40.09	56.00	-15.91	10.05	Neutral	-	30.04	0.10	0.13	9.82
AV	4.268M	28.23	46.00	-17.77	10.05	Neutral	-	18.18	0.10	0.13	9.82

Summary

Mode	Max-N dB (Hz)	Max-OBW (Hz)	ITU-Code	Min-N dB (Hz)	Min-OBW (Hz)
5.15-5.25GHz	-	-	-	-	-
802.11a_Nss1,(6Mbps)_3TX	26.19M	16.942M	16M9D7W	20.88M	16.462M
802.11ac VHT20_Nss1,(MCS0)_3TX	34.74M	19.85M	19M8D7W	24.75M	17.781M
802.11ac VHT40_Nss1,(MCS0)_3TX	65.4M	36.762M	36M8D7W	40.14M	36.042M
802.11ac VHT80_Nss1,(MCS0)_3TX	80.88M	75.322M	75M3D7W	80.28M	75.202M
5.25-5.35GHz	-	-	-	-	-
802.11a_Nss1,(6Mbps)_3TX	20.28M	16.582M	16M6D7W	19.35M	16.342M
802.11ac VHT20_Nss1,(MCS0)_3TX	20.37M	17.631M	17M6D7W	19.89M	17.511M
802.11ac VHT40_Nss1,(MCS0)_3TX	68.16M	36.942M	36M9D7W	39.84M	35.982M
802.11ac VHT80_Nss1,(MCS0)_3TX	81.12M	75.202M	75M2D7W	80.4M	75.202M
5.47-5.725GHz	-	-	-	-	-
802.11a_Nss1,(6Mbps)_3TX	20.31M	16.582M	16M6D7W	19.38M	16.372M
802.11ac VHT20_Nss1,(MCS0)_3TX	20.49M	17.661M	17M7D7W	19.77M	17.541M
802.11ac VHT40_Nss1,(MCS0)_3TX	60.54M	36.702M	36M7D7W	39.72M	35.982M
802.11ac VHT80_Nss1,(MCS0)_3TX	113.04M	76.042M	76M0D7W	80.04M	75.082M
5.725-5.85GHz	-	-	-	-	-
802.11a_Nss1,(6Mbps)_3TX	15.12M	21.349M	21M3D7W	13.8M	17.121M
802.11ac VHT20_Nss1,(MCS0)_3TX	16.29M	24.918M	24M9D7W	15.06M	18.141M
802.11ac VHT40_Nss1,(MCS0)_3TX	35.16M	51.694M	51M7D7W	32.46M	41.799M
802.11ac VHT80_Nss1,(MCS0)_3TX	75.12M	76.282M	76M3D7W	72.6M	75.562M

Max-N dB = Maximum 6dB down bandwidth for 5.725-5.85GHz band / Maximum 26dB down bandwidth for other band;
Max-OBW = Maximum99% occupied bandwidth;
Min-N dB = Minimum 6dB down bandwidth for 5.725-5.85GHz band / Maximum 26dB down bandwidth for other band;
Min-OBW = Minimum 99% occupied bandwidth;

Result

Mode	Result	Limit (Hz)	Port 1-N dB (Hz)	Port 1-OBW (Hz)	Port 2-N dB (Hz)	Port 2-OBW (Hz)	Port 3-N dB (Hz)	Port 3-OBW (Hz)
802.11a_Nss1,(6Mbps)_3TX	-	-	-	-	-	-	-	-
5180MHz	Pass	Inf	22.65M	16.702M	22.68M	16.582M	20.88M	16.462M
5200MHz	Pass	Inf	25.53M	16.942M	25.5M	16.702M	25.77M	16.672M
5240MHz	Pass	Inf	25.56M	16.882M	26.19M	16.762M	26.07M	16.732M
5260MHz	Pass	Inf	19.56M	16.552M	19.98M	16.492M	19.38M	16.342M
5300MHz	Pass	Inf	20.28M	16.582M	19.86M	16.552M	20.25M	16.402M
5320MHz	Pass	Inf	19.44M	16.552M	19.95M	16.522M	19.35M	16.402M
5500MHz	Pass	Inf	20.31M	16.552M	19.77M	16.522M	19.68M	16.402M
5580MHz	Pass	Inf	20.04M	16.582M	19.89M	16.522M	19.38M	16.372M
5700MHz	Pass	Inf	19.56M	16.582M	20.04M	16.492M	19.41M	16.372M
5745MHz	Pass	500k	15.09M	18.381M	13.8M	17.331M	14.97M	21.349M
5785MHz	Pass	500k	14.97M	17.991M	15.09M	17.181M	15.06M	20.51M
5825MHz	Pass	500k	15.12M	17.301M	15.09M	17.121M	15.06M	19.64M
802.11ac VHT20_Nss1,(MCS0)_3TX	-	-	-	-	-	-	-	-
5180MHz	Pass	Inf	26.94M	17.811M	25.77M	17.781M	24.75M	17.781M
5200MHz	Pass	Inf	34.74M	19.85M	33.06M	18.741M	33.33M	19.16M
5240MHz	Pass	Inf	30.21M	18.201M	33.03M	18.471M	33.81M	18.801M
5260MHz	Pass	Inf	19.89M	17.511M	20.04M	17.601M	19.95M	17.601M
5300MHz	Pass	Inf	20.07M	17.541M	20.07M	17.601M	20.16M	17.601M
5320MHz	Pass	Inf	20.13M	17.601M	20.04M	17.571M	20.37M	17.631M
5500MHz	Pass	Inf	19.77M	17.541M	19.95M	17.661M	20.49M	17.631M
5580MHz	Pass	Inf	20.01M	17.601M	19.86M	17.571M	20.16M	17.601M
5700MHz	Pass	Inf	19.89M	17.601M	19.98M	17.541M	20.04M	17.601M
5745MHz	Pass	500k	16.17M	21.469M	15.06M	20.75M	15.12M	24.768M
5785MHz	Pass	500k	15.09M	18.231M	16.29M	18.141M	15.06M	21.619M
5825MHz	Pass	500k	15.06M	20.66M	16.29M	19.55M	15.09M	24.918M
802.11ac VHT40_Nss1,(MCS0)_3TX	-	-	-	-	-	-	-	-
5190MHz	Pass	Inf	40.14M	36.042M	40.26M	36.162M	40.14M	36.222M
5230MHz	Pass	Inf	65.4M	36.522M	56.88M	36.702M	55.74M	36.762M
5270MHz	Pass	Inf	63.6M	36.762M	68.16M	36.702M	58.5M	36.942M
5310MHz	Pass	Inf	39.84M	35.982M	40.32M	36.162M	40.38M	36.102M
5510MHz	Pass	Inf	39.72M	36.042M	40.38M	36.102M	40.02M	36.102M
5550MHz	Pass	Inf	60.54M	36.462M	53.82M	36.462M	60.18M	36.702M
5670MHz	Pass	Inf	44.16M	36.342M	40.26M	35.982M	40.08M	36.282M
5755MHz	Pass	500k	33.54M	44.498M	32.94M	41.799M	35.04M	50.915M
5795MHz	Pass	500k	33.78M	44.318M	35.16M	43.958M	32.46M	51.694M
802.11ac VHT80_Nss1,(MCS0)_3TX	-	-	-	-	-	-	-	-
5210MHz	Pass	Inf	80.76M	75.322M	80.88M	75.202M	80.28M	75.202M
5290MHz	Pass	Inf	80.88M	75.202M	81.12M	75.202M	80.4M	75.202M
5530MHz	Pass	Inf	81.12M	75.082M	81M	75.322M	80.04M	75.202M
5610MHz	Pass	Inf	113.04M	76.042M	90.6M	75.322M	109.56M	75.562M
5775MHz	Pass	500k	75.12M	76.162M	75.12M	75.562M	72.6M	76.282M

Port X-N dB = Port **X** 6dB down bandwidth for 5.725-5.85GHz band / 26dB down bandwidth for other band
Port X-OBW = Port **X** 99% occupied bandwidth;

802.11a_Nss1,(6Mbps)_3TX EBW

5180MHz

04/08/2020

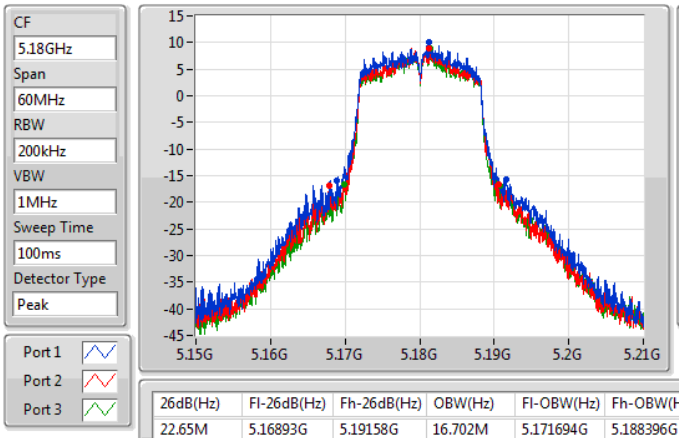

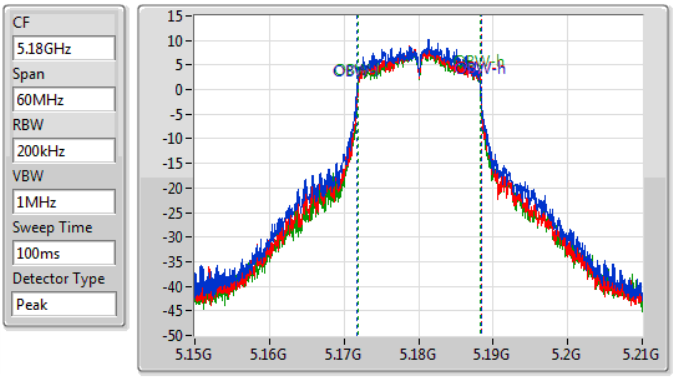

26dB(Hz)	Fl-26dB(Hz)	Fh-26dB(Hz)	OBW(Hz)	Fl-OBW(Hz)	Fh-OBW(Hz)	Limit(Hz)	Port
22.65M	5.16893G	5.19158G	16.702M	5.171694G	5.188396G	Inf	1
22.68M	5.16785G	5.19053G	16.582M	5.171784G	5.188366G	Inf	2
20.88M	5.16989G	5.19077G	16.462M	5.171844G	5.188306G	Inf	3

802.11a_Nss1,(6Mbps)_3TX EBW

5200MHz

04/08/2020

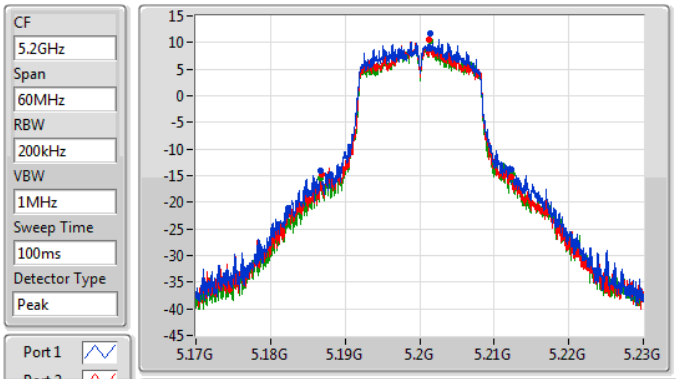

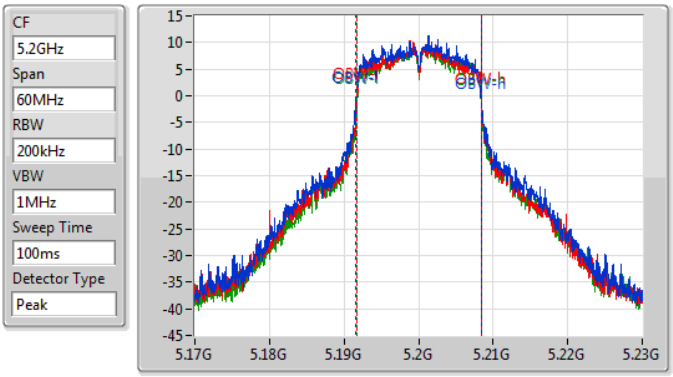

26dB(Hz)	Fl-26dB(Hz)	Fh-26dB(Hz)	OBW(Hz)	Fl-OBW(Hz)	Fh-OBW(Hz)	Limit(Hz)	Port
25.53M	5.18674G	5.21227G	16.942M	5.191574G	5.208516G	Inf	1
25.5M	5.18683G	5.21233G	16.702M	5.191724G	5.208426G	Inf	2
25.77M	5.18674G	5.21251G	16.672M	5.191754G	5.208426G	Inf	3

802.11a_Nss1,(6Mbps)_3TX EBW

5240MHz

04/08/2020

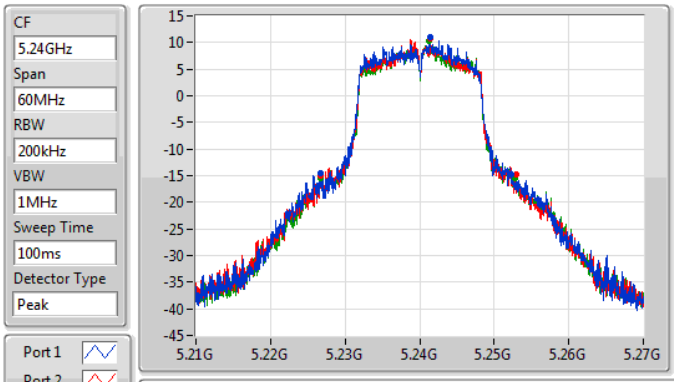

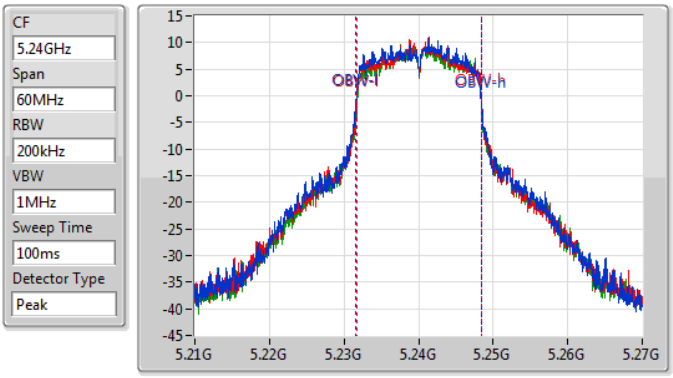

26dB(Hz)	Fl-26dB(Hz)	Fh-26dB(Hz)	OBW(Hz)	Fl-OBW(Hz)	Fh-OBW(Hz)	Limit(Hz)	Port
25.56M	5.22674G	5.2523G	16.882M	5.231604G	5.248486G	Inf	1
26.19M	5.22677G	5.25296G	16.762M	5.231694G	5.248456G	Inf	2
26.07M	5.22671G	5.25278G	16.732M	5.231724G	5.248456G	Inf	3

802.11a_Nss1,(6Mbps)_3TX EBW

5260MHz

04/08/2020

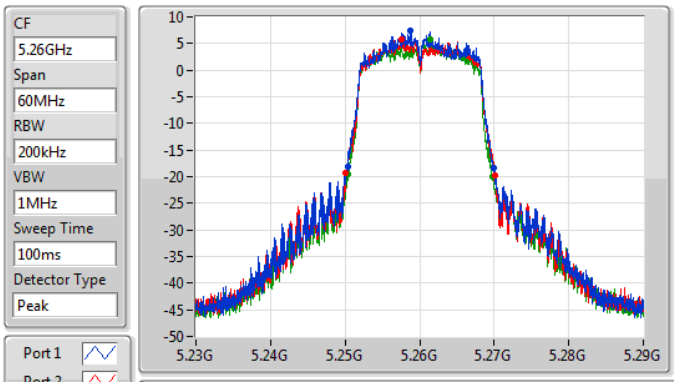

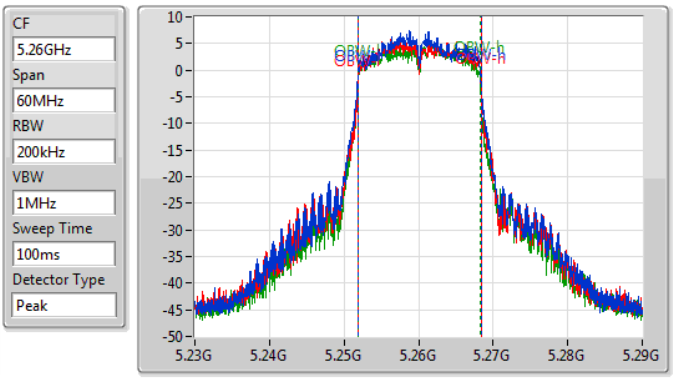

26dB(Hz)	Fl-26dB(Hz)	Fh-26dB(Hz)	OBW(Hz)	Fl-OBW(Hz)	Fh-OBW(Hz)	Limit(Hz)	Port
19.56M	5.25031G	5.26987G	16.552M	5.251814G	5.268366G	Inf	1
19.98M	5.25013G	5.27011G	16.492M	5.251874G	5.268366G	Inf	2
19.38M	5.25034G	5.26972G	16.342M	5.251904G	5.268246G	Inf	3

802.11a_Nss1,(6Mbps)_3TX EBW

5300MHz

04/08/2020

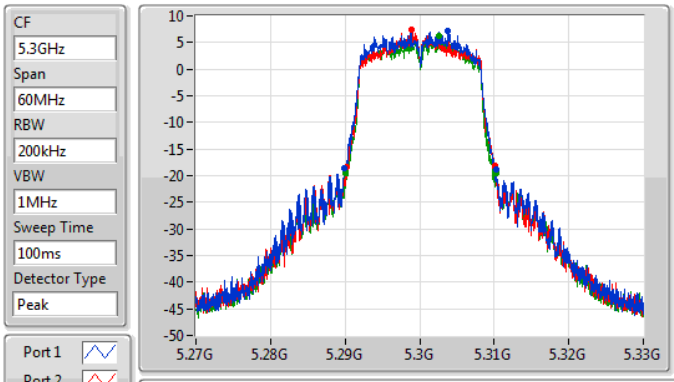

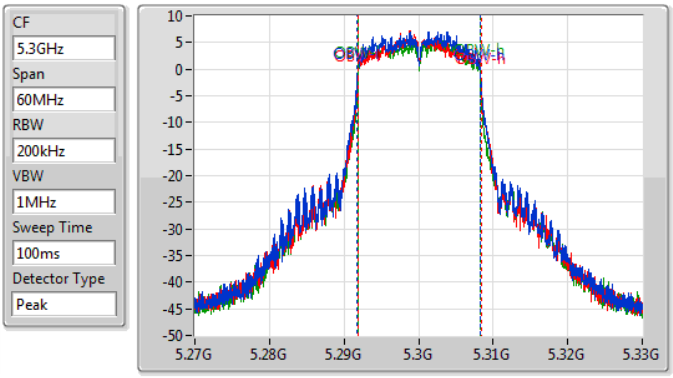

26dB(Hz)	Fl-26dB(Hz)	Fh-26dB(Hz)	OBW(Hz)	Fl-OBW(Hz)	Fh-OBW(Hz)	Limit(Hz)	Port
20.28M	5.28995G	5.31023G	16.582M	5.291754G	5.308336G	Inf	1
19.86M	5.29019G	5.31005G	16.552M	5.291814G	5.308366G	Inf	2
20.25M	5.29001G	5.31026G	16.402M	5.291874G	5.308276G	Inf	3

802.11a_Nss1,(6Mbps)_3TX EBW

5320MHz

04/08/2020

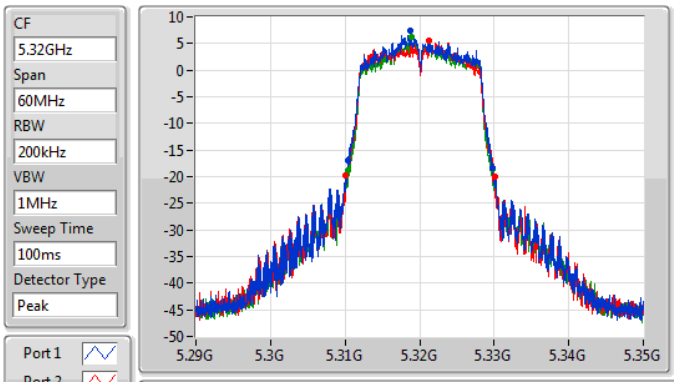

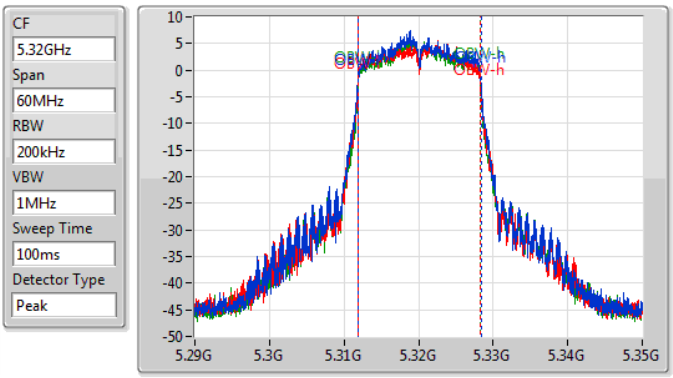

26dB(Hz)	Fl-26dB(Hz)	Fh-26dB(Hz)	OBW(Hz)	Fl-OBW(Hz)	Fh-OBW(Hz)	Limit(Hz)	Port
19.44M	5.31037G	5.32981G	16.552M	5.311814G	5.328366G	Inf	1
19.95M	5.31013G	5.33008G	16.522M	5.311814G	5.328336G	Inf	2
19.35M	5.31043G	5.32978G	16.402M	5.311904G	5.328306G	Inf	3

802.11a_Nss1,(6Mbps)_3TX EBW

5500MHz

04/08/2020

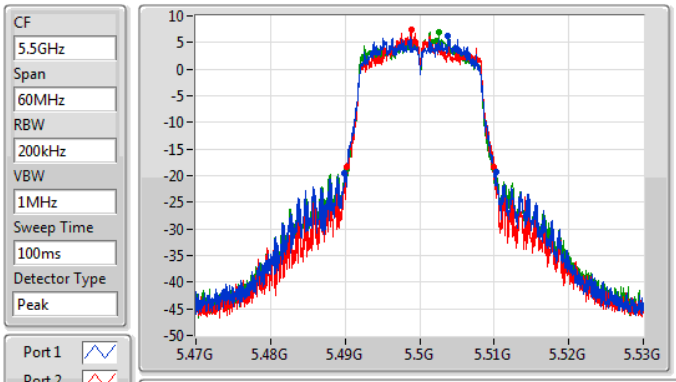

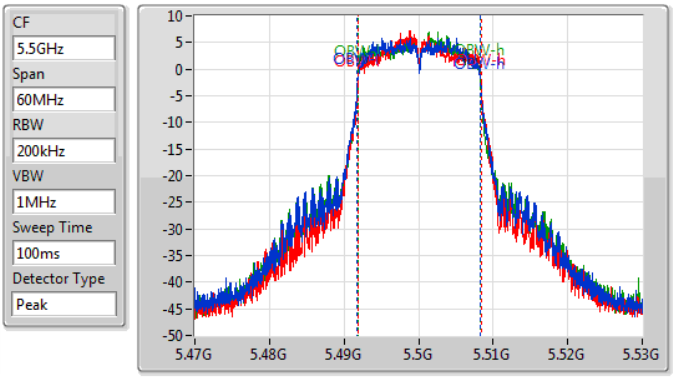

26dB(Hz)	Fl-26dB(Hz)	Fh-26dB(Hz)	OBW(Hz)	Fl-OBW(Hz)	Fh-OBW(Hz)	Limit(Hz)	Port
20.31M	5.48989G	5.5102G	16.552M	5.491784G	5.508336G	Inf	1
19.77M	5.49025G	5.51002G	16.522M	5.491874G	5.508396G	Inf	2
19.68M	5.49019G	5.50987G	16.402M	5.491874G	5.508276G	Inf	3

802.11a_Nss1,(6Mbps)_3TX EBW

5580MHz

04/08/2020

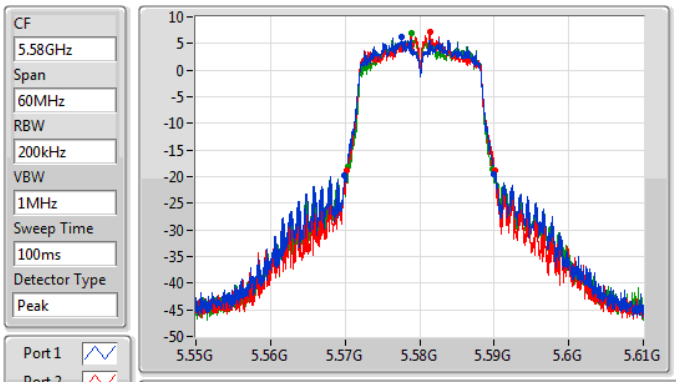

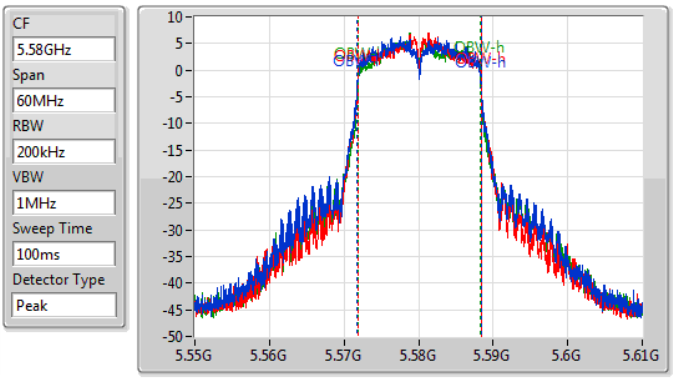

26dB(Hz)	Fl-26dB(Hz)	Fh-26dB(Hz)	OBW(Hz)	Fl-OBW(Hz)	Fh-OBW(Hz)	Limit(Hz)	Port
20.04M	5.56995G	5.58999G	16.582M	5.571784G	5.588366G	Inf	1
19.89M	5.57016G	5.59005G	16.522M	5.571844G	5.588366G	Inf	2
19.38M	5.57043G	5.58981G	16.372M	5.571934G	5.588306G	Inf	3

802.11a_Nss1,(6Mbps)_3TX EBW

5700MHz

04/08/2020

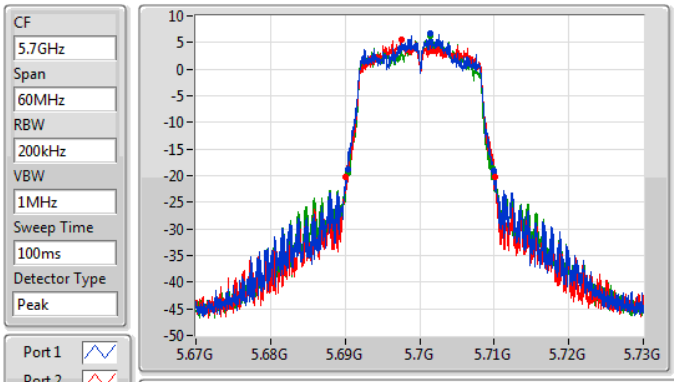

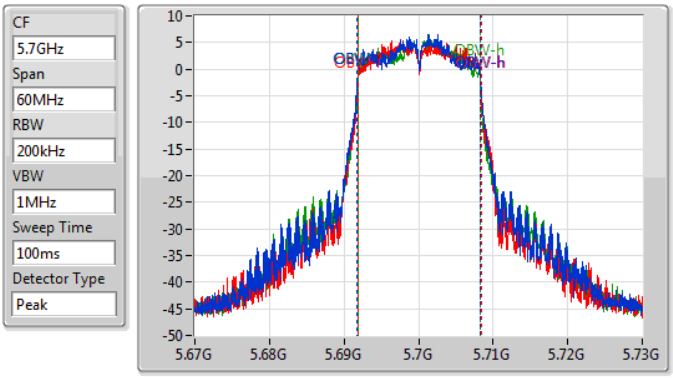

26dB(Hz)	Fl-26dB(Hz)	Fh-26dB(Hz)	OBW(Hz)	Fl-OBW(Hz)	Fh-OBW(Hz)	Limit(Hz)	Port
19.56M	5.69031G	5.70987G	16.582M	5.691754G	5.708336G	Inf	1
20.04M	5.6901G	5.71014G	16.492M	5.691874G	5.708366G	Inf	2
19.41M	5.69034G	5.70975G	16.372M	5.691874G	5.708246G	Inf	3

802.11a_Nss1,(6Mbps)_3TX EBW

5745MHz

04/08/2020

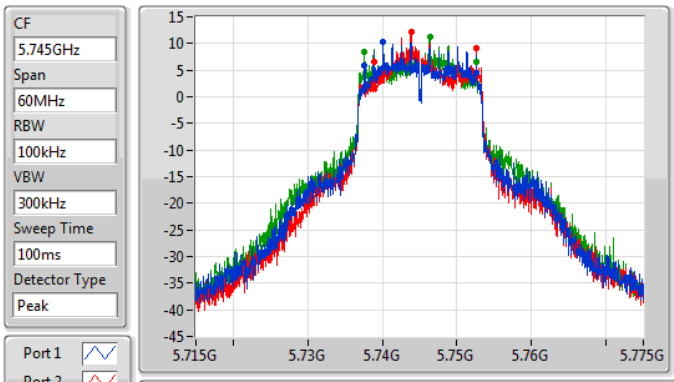

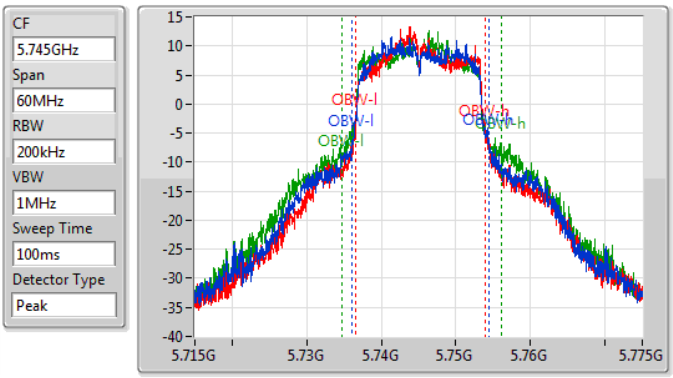

6dB(Hz)	Fl-6dB(Hz)	Fh-6dB(Hz)	OBW(Hz)	Fl-OBW(Hz)	Fh-OBW(Hz)	Limit(Hz)	Port
15.09M	5.73759G	5.75268G	18.381M	5.736004G	5.754385G	500k	1
13.8M	5.73882G	5.75262G	17.331M	5.736604G	5.753936G	500k	2
14.97M	5.73762G	5.75259G	21.349M	5.734715G	5.756064G	500k	3

802.11a_Nss1,(6Mbps)_3TX EBW

5785MHz

04/08/2020

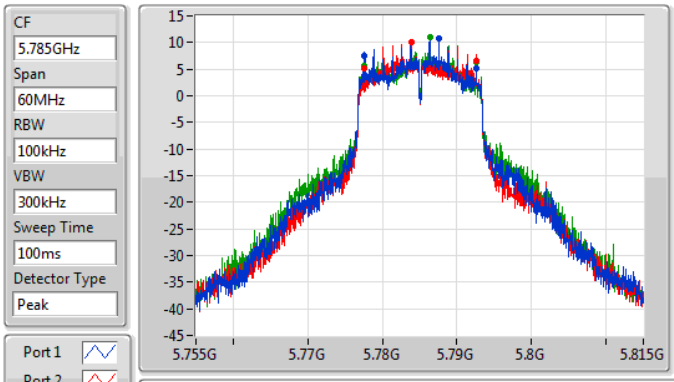

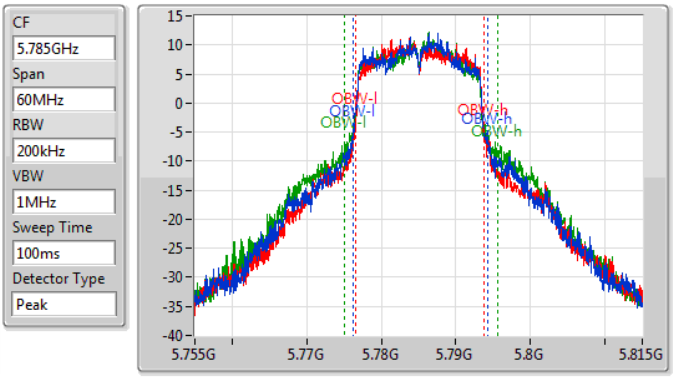

6dB(Hz)	Fl-6dB(Hz)	Fh-6dB(Hz)	OBW(Hz)	Fl-OBW(Hz)	Fh-OBW(Hz)	Limit(Hz)	Port
14.97M	5.77759G	5.79256G	17.991M	5.776214G	5.794205G	500k	1
15.09M	5.77756G	5.79265G	17.181M	5.776574G	5.793756G	500k	2
15.06M	5.77756G	5.79262G	20.51M	5.775105G	5.795615G	500k	3

802.11a_Nss1,(6Mbps)_3TX EBW

5825MHz

04/08/2020

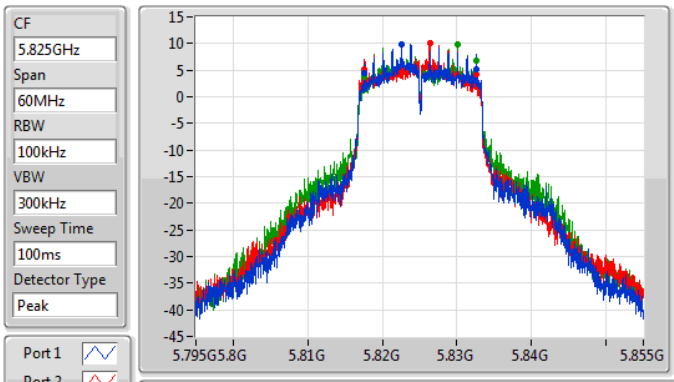

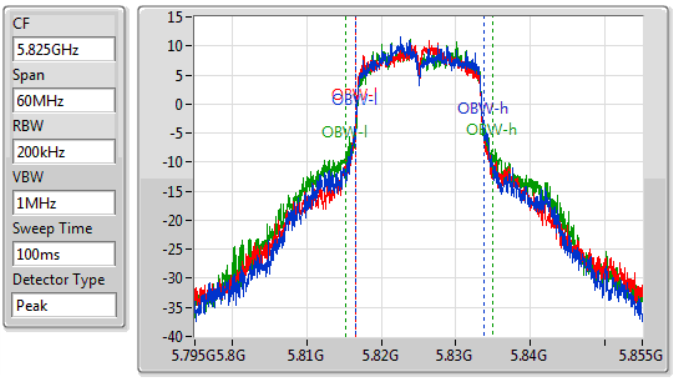

6dB(Hz)	Fl-6dB(Hz)	Fh-6dB(Hz)	OBW(Hz)	Fl-OBW(Hz)	Fh-OBW(Hz)	Limit(Hz)	Port
15.12M	5.81756G	5.83268G	17.301M	5.816544G	5.833846G	500k	1
15.09M	5.81756G	5.83265G	17.121M	5.816634G	5.833756G	500k	2
15.06M	5.81756G	5.83262G	19.64M	5.815285G	5.834925G	500k	3

802.11ac VHT20_Nss1,(MCS0)_3TX EBW

5180MHz

04/08/2020

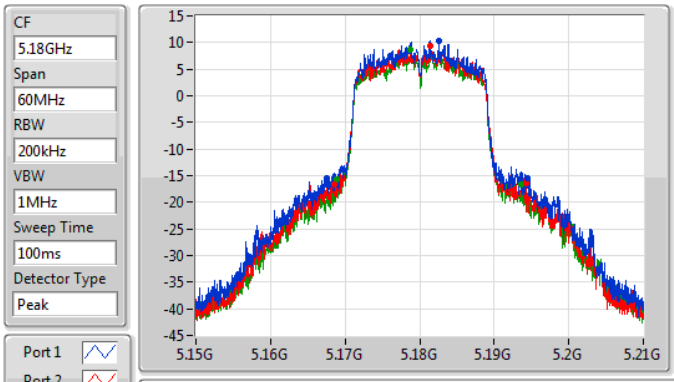

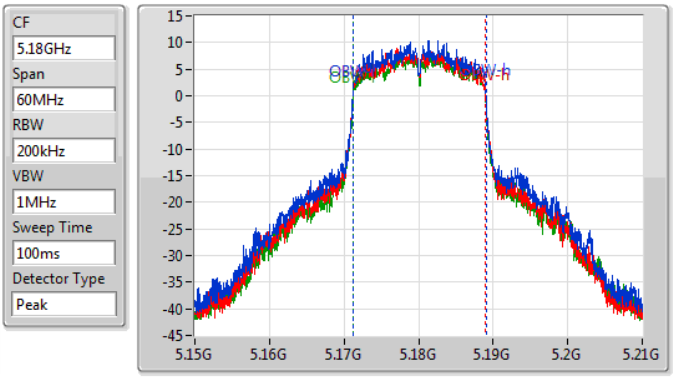

26dB(Hz)	Fl-26dB(Hz)	Fh-26dB(Hz)	OBW(Hz)	Fl-OBW(Hz)	Fh-OBW(Hz)	Limit(Hz)	Port
26.94M	5.16749G	5.19443G	17.811M	5.171214G	5.189025G	Inf	1
25.77M	5.16848G	5.19425G	17.781M	5.171214G	5.188996G	Inf	2
24.75M	5.16887G	5.19362G	17.781M	5.171214G	5.188996G	Inf	3

802.11ac VHT20_Nss1,(MCS0)_3TX EBW

5200MHz

04/08/2020

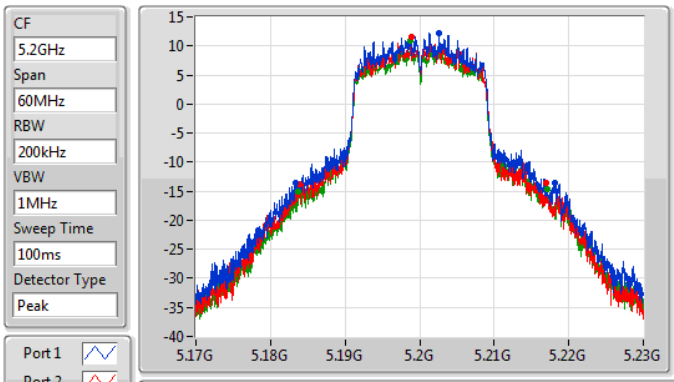

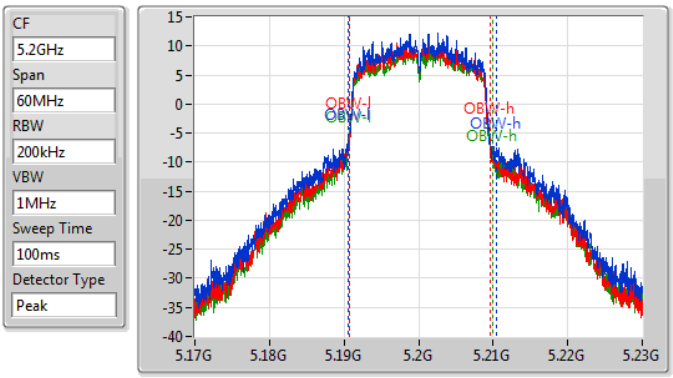

26dB(Hz)	Fl-26dB(Hz)	Fh-26dB(Hz)	OBW(Hz)	Fl-OBW(Hz)	Fh-OBW(Hz)	Limit(Hz)	Port
34.74M	5.18332G	5.21806G	19.85M	5.190555G	5.210405G	Inf	1
33.06M	5.18386G	5.21692G	18.741M	5.190795G	5.209535G	Inf	2
33.33M	5.18377G	5.2171G	19.16M	5.190765G	5.209925G	Inf	3

802.11ac VHT20_Nss1,(MCS0)_3TX EBW

5240MHz

04/08/2020

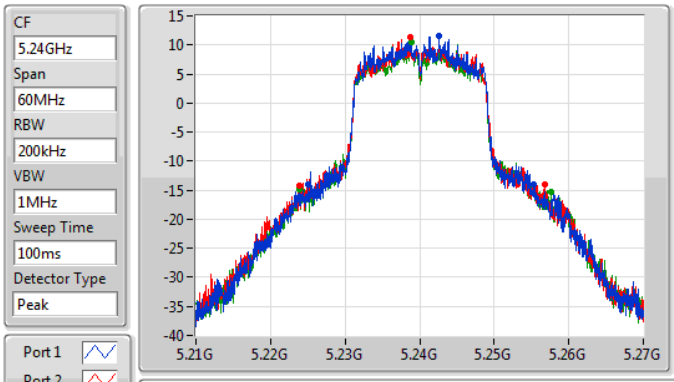

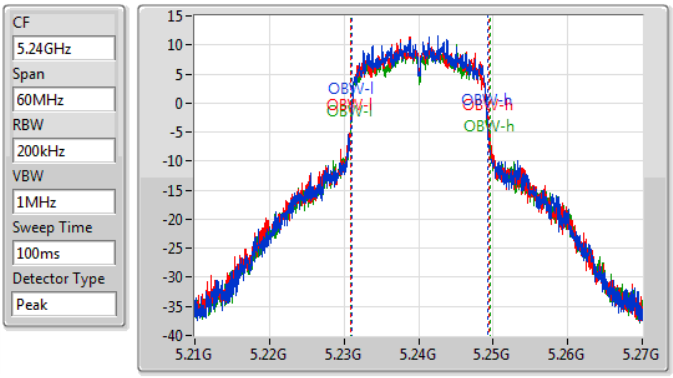

26dB(Hz)	Fl-26dB(Hz)	Fh-26dB(Hz)	OBW(Hz)	Fl-OBW(Hz)	Fh-OBW(Hz)	Limit(Hz)	Port
30.21M	5.22512G	5.25533G	18.201M	5.231034G	5.249235G	Inf	1
33.03M	5.22383G	5.25686G	18.471M	5.230915G	5.249385G	Inf	2
33.81M	5.2238G	5.25761G	18.801M	5.230825G	5.249625G	Inf	3

802.11ac VHT20_Nss1,(MCS0)_3TX EBW

5260MHz

04/08/2020

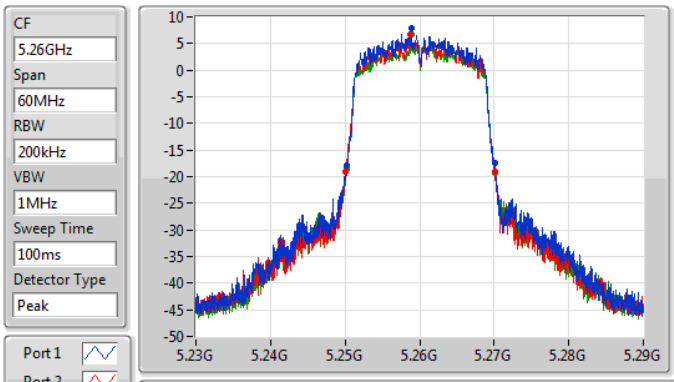

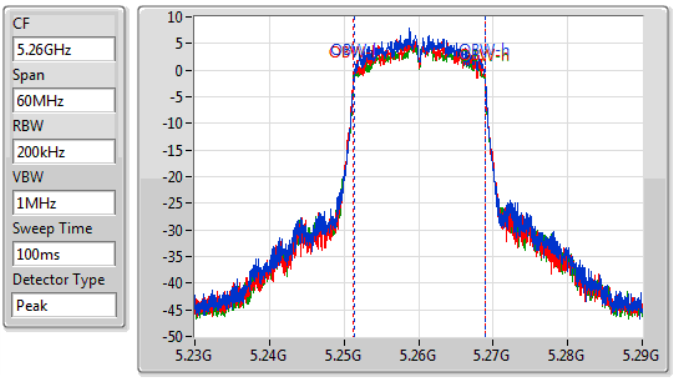

26dB(Hz)	Fl-26dB(Hz)	Fh-26dB(Hz)	OBW(Hz)	Fl-OBW(Hz)	Fh-OBW(Hz)	Limit(Hz)	Port
19.89M	5.25028G	5.27017G	17.511M	5.251364G	5.268876G	Inf	1
20.04M	5.25004G	5.27008G	17.601M	5.251304G	5.268906G	Inf	2
19.95M	5.25016G	5.27011G	17.601M	5.251304G	5.268906G	Inf	3

802.11ac VHT20_Nss1,(MCS0)_3TX EBW

5300MHz

04/08/2020

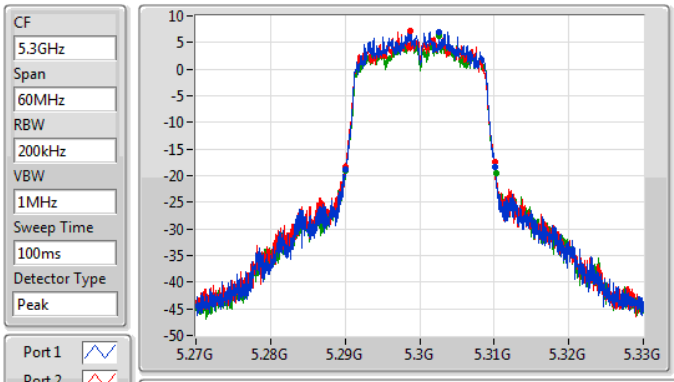

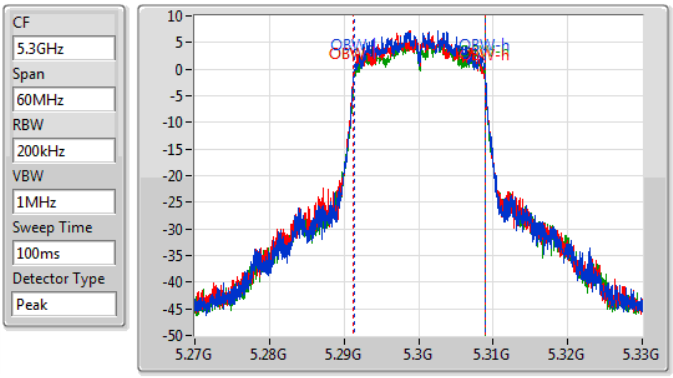

26dB(Hz)	Fl-26dB(Hz)	Fh-26dB(Hz)	OBW(Hz)	Fl-OBW(Hz)	Fh-OBW(Hz)	Limit(Hz)	Port
20.07M	5.29001G	5.31008G	17.541M	5.291334G	5.308876G	Inf	1
20.07M	5.29001G	5.31008G	17.601M	5.291274G	5.308876G	Inf	2
20.16M	5.29004G	5.3102G	17.601M	5.291304G	5.308906G	Inf	3

802.11ac VHT20_Nss1,(MCS0)_3TX EBW

5320MHz

04/08/2020

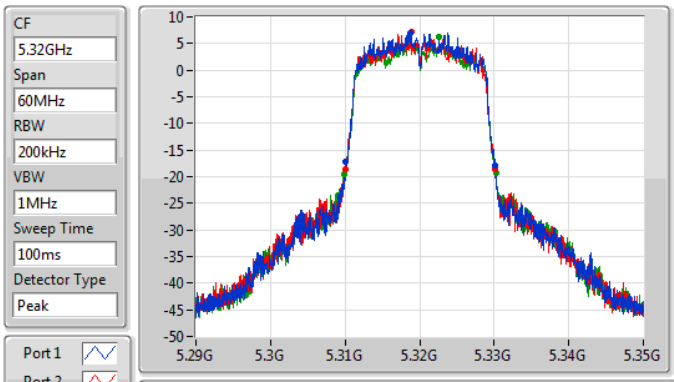

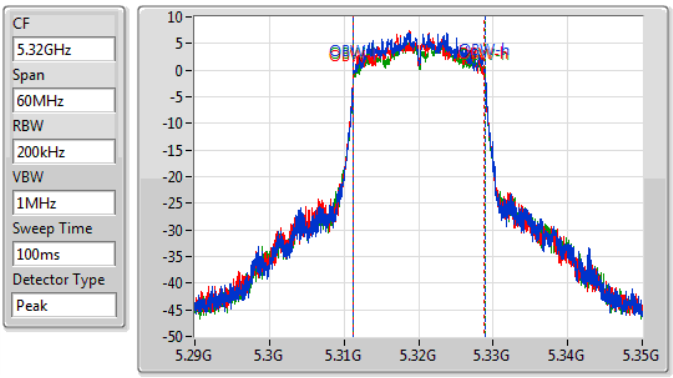

26dB(Hz)	Fl-26dB(Hz)	Fh-26dB(Hz)	OBW(Hz)	Fl-OBW(Hz)	Fh-OBW(Hz)	Limit(Hz)	Port
20.13M	5.31004G	5.33017G	17.601M	5.311304G	5.328906G	Inf	1
20.04M	5.31004G	5.33008G	17.571M	5.311274G	5.328846G	Inf	2
20.37M	5.30983G	5.3302G	17.631M	5.311304G	5.328936G	Inf	3

802.11ac VHT20_Nss1,(MCS0)_3TX EBW

5500MHz

04/08/2020

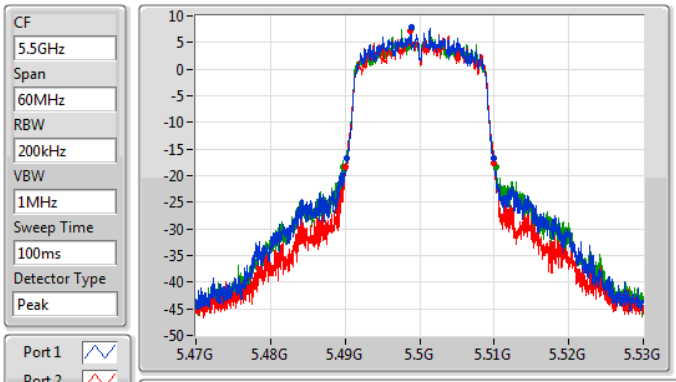

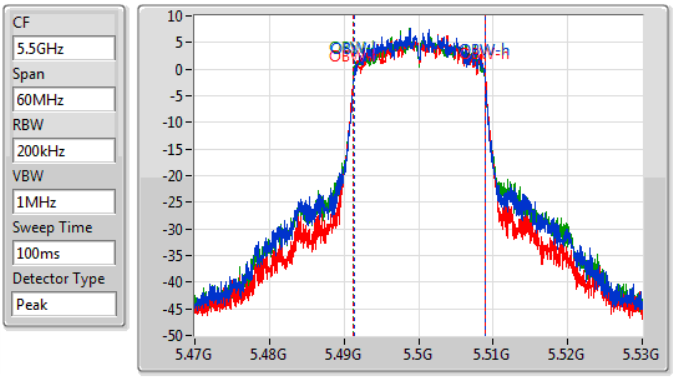

26dB(Hz)	Fl-26dB(Hz)	Fh-26dB(Hz)	OBW(Hz)	Fl-OBW(Hz)	Fh-OBW(Hz)	Limit(Hz)	Port
19.77M	5.49025G	5.51002G	17.541M	5.491334G	5.508876G	Inf	1
19.95M	5.49007G	5.51002G	17.661M	5.491274G	5.508936G	Inf	2
20.49M	5.48974G	5.51023G	17.631M	5.491274G	5.508906G	Inf	3

802.11ac VHT20_Nss1,(MCS0)_3TX EBW

5580MHz

04/08/2020

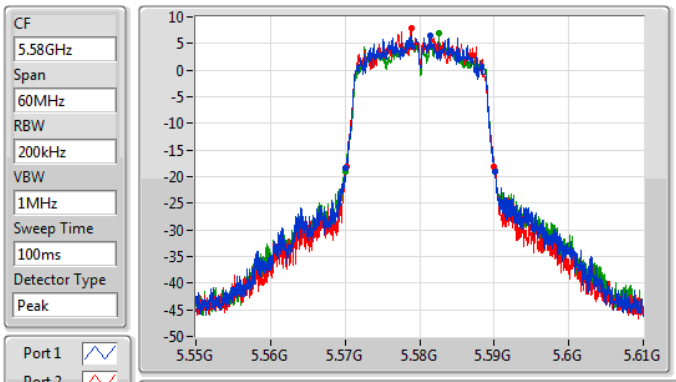

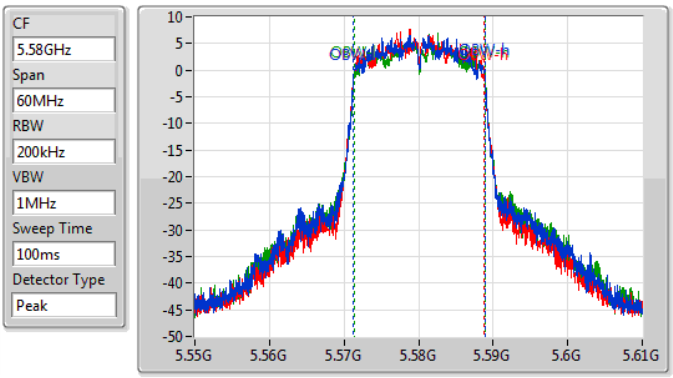

26dB(Hz)	Fl-26dB(Hz)	Fh-26dB(Hz)	OBW(Hz)	Fl-OBW(Hz)	Fh-OBW(Hz)	Limit(Hz)	Port
20.01M	5.5701G	5.59011G	17.601M	5.571274G	5.588876G	Inf	1
19.86M	5.57016G	5.59002G	17.571M	5.571274G	5.588846G	Inf	2
20.16M	5.57001G	5.59017G	17.601M	5.571334G	5.588936G	Inf	3

802.11ac VHT20_Nss1,(MCS0)_3TX EBW

5700MHz

04/08/2020

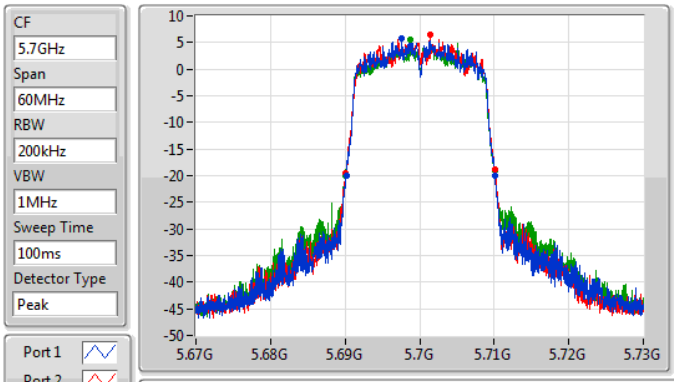

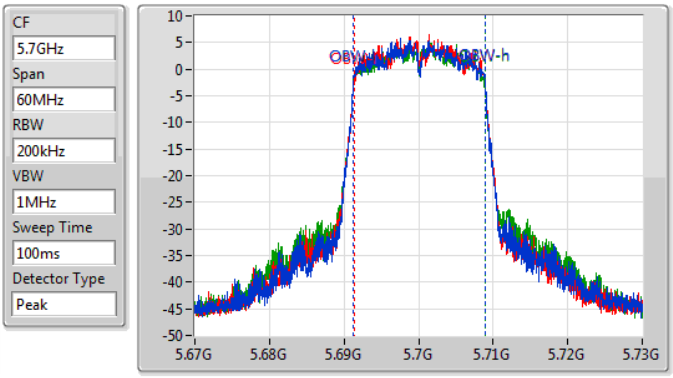

26dB(Hz)	Fl-26dB(Hz)	Fh-26dB(Hz)	OBW(Hz)	Fl-OBW(Hz)	Fh-OBW(Hz)	Limit(Hz)	Port
19.89M	5.69016G	5.71005G	17.601M	5.691304G	5.708906G	Inf	1
19.98M	5.6901G	5.71008G	17.541M	5.691334G	5.708876G	Inf	2
20.04M	5.69007G	5.71011G	17.601M	5.691274G	5.708876G	Inf	3

802.11ac VHT20_Nss1,(MCS0)_3TX EBW

5745MHz

04/08/2020

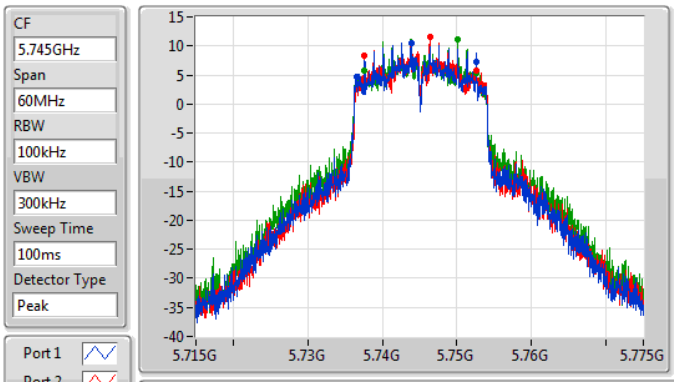

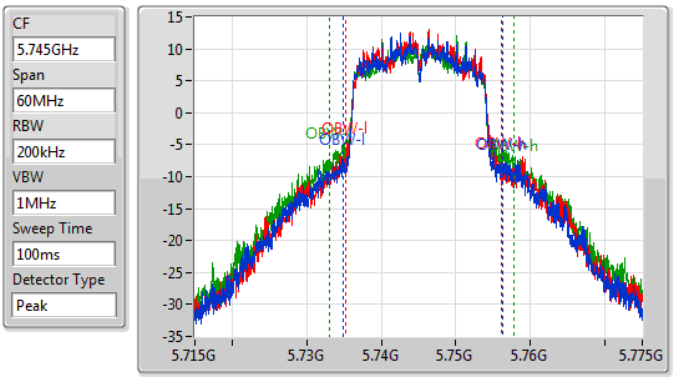

6dB(Hz)	Fl-6dB(Hz)	Fh-6dB(Hz)	OBW(Hz)	Fl-OBW(Hz)	Fh-OBW(Hz)	Limit(Hz)	Port
16.17M	5.73648G	5.75265G	21.469M	5.734835G	5.756304G	500k	1
15.06M	5.73759G	5.75265G	20.75M	5.735285G	5.756034G	500k	2
15.12M	5.73756G	5.75268G	24.768M	5.732976G	5.757744G	500k	3

802.11ac VHT20_Nss1,(MCS0)_3TX EBW

5785MHz

04/08/2020

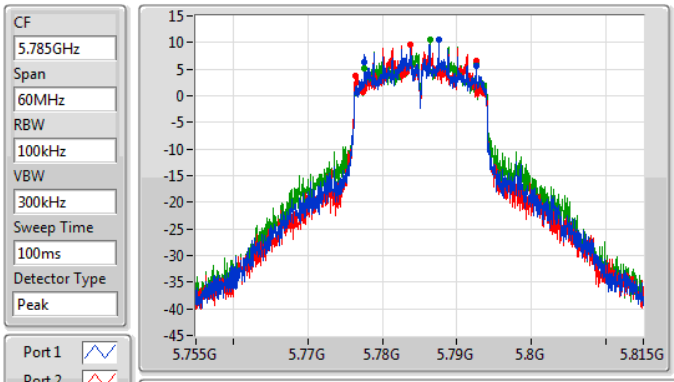

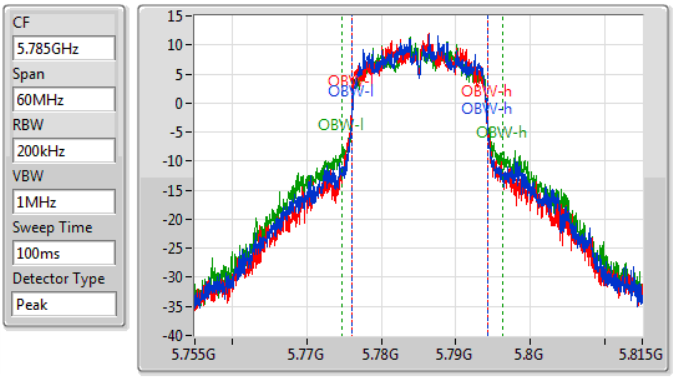

6dB(Hz)	Fl-6dB(Hz)	Fh-6dB(Hz)	OBW(Hz)	Fl-OBW(Hz)	Fh-OBW(Hz)	Limit(Hz)	Port
15.09M	5.77756G	5.79265G	18.231M	5.776094G	5.794325G	500k	1
16.29M	5.77636G	5.79265G	18.141M	5.776064G	5.794205G	500k	2
15.06M	5.77756G	5.79262G	21.619M	5.774715G	5.796334G	500k	3

802.11ac VHT20_Nss1,(MCS0)_3TX EBW

5825MHz

04/08/2020

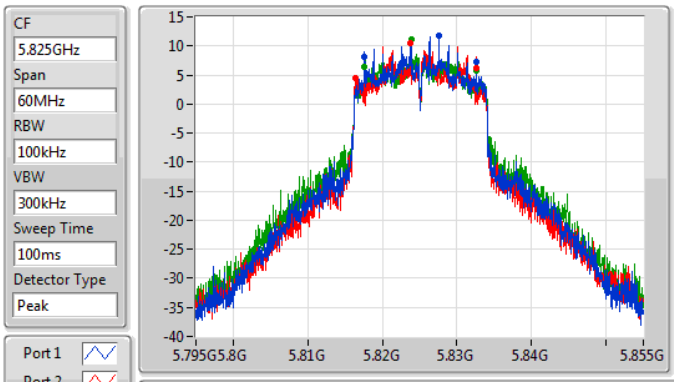

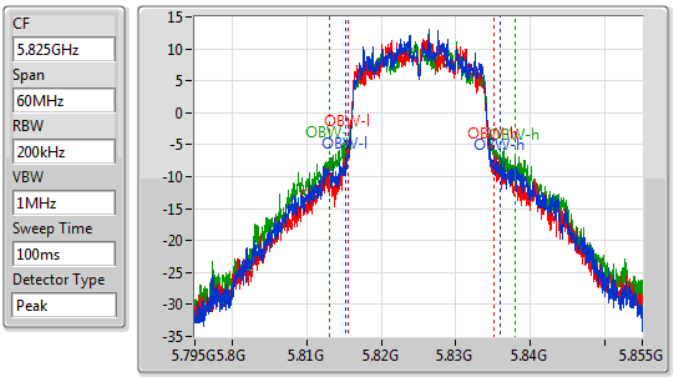

6dB(Hz)	Fl-6dB(Hz)	Fh-6dB(Hz)	OBW(Hz)	Fl-OBW(Hz)	Fh-OBW(Hz)	Limit(Hz)	Port
15.06M	5.81759G	5.83265G	20.66M	5.815255G	5.835915G	500k	1
16.29M	5.81636G	5.83265G	19.55M	5.815615G	5.835165G	500k	2
15.09M	5.81756G	5.83265G	24.918M	5.813006G	5.837924G	500k	3

802.11ac VHT40_Nss1,(MCS0)_3TX EBW

5190MHz

04/08/2020

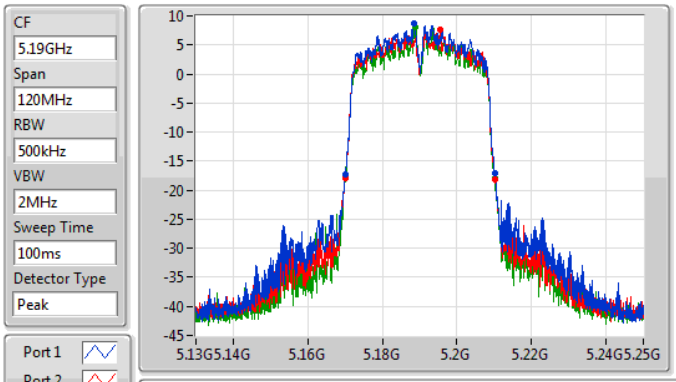

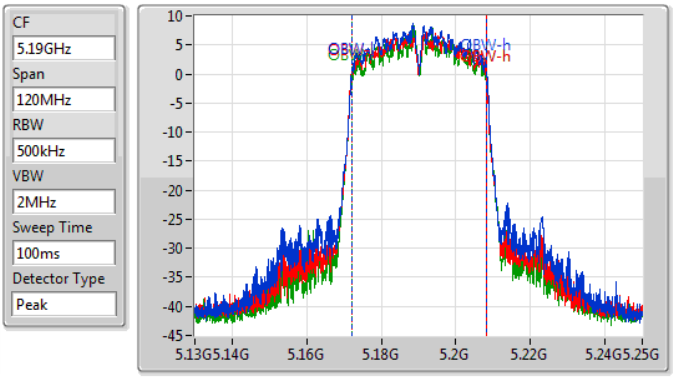

26dB(Hz)	Fl-26dB(Hz)	Fh-26dB(Hz)	OBW(Hz)	Fl-OBW(Hz)	Fh-OBW(Hz)	Limit(Hz)	Port
40.14M	5.17002G	5.21016G	36.042M	5.172129G	5.208171G	Inf	1
40.26M	5.16996G	5.21022G	36.162M	5.172009G	5.208171G	Inf	2
40.14M	5.17008G	5.21022G	36.222M	5.172009G	5.208231G	Inf	3

802.11ac VHT40_Nss1,(MCS0)_3TX EBW

5230MHz

04/08/2020

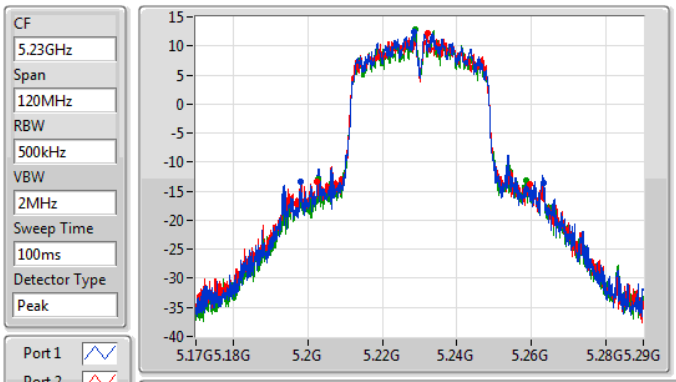

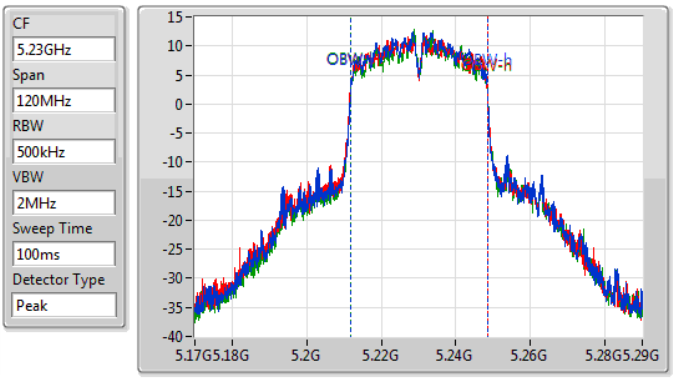

26dB(Hz)	Fl-26dB(Hz)	Fh-26dB(Hz)	OBW(Hz)	Fl-OBW(Hz)	Fh-OBW(Hz)	Limit(Hz)	Port
65.4M	5.19796G	5.26336G	36.522M	5.211889G	5.248411G	Inf	1
56.88M	5.20258G	5.25946G	36.702M	5.211709G	5.248411G	Inf	2
55.74M	5.20276G	5.2585G	36.762M	5.211769G	5.248531G	Inf	3

802.11ac VHT40_Nss1,(MCS0)_3TX EBW

5270MHz

04/08/2020

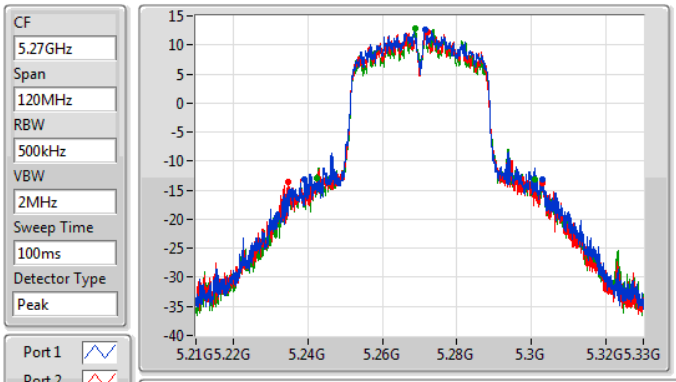

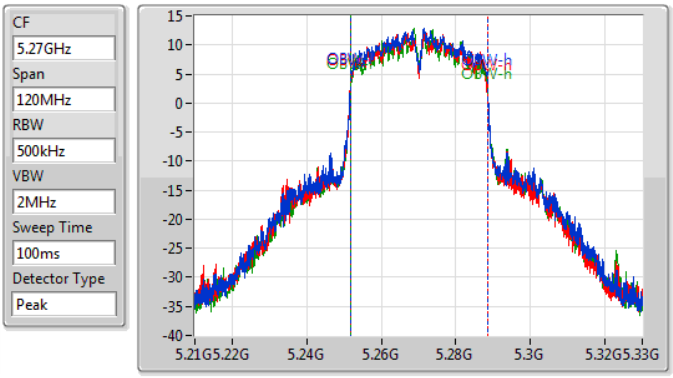

26dB(Hz)	Fl-26dB(Hz)	Fh-26dB(Hz)	OBW(Hz)	Fl-OBW(Hz)	Fh-OBW(Hz)	Limit(Hz)	Port
63.6M	5.23922G	5.30282G	36.762M	5.251709G	5.288471G	Inf	1
68.16M	5.23466G	5.30282G	36.702M	5.251709G	5.288411G	Inf	2
58.5M	5.24252G	5.30102G	36.942M	5.251649G	5.288591G	Inf	3

802.11ac VHT40_Nss1,(MCS0)_3TX EBW

5310MHz

04/08/2020

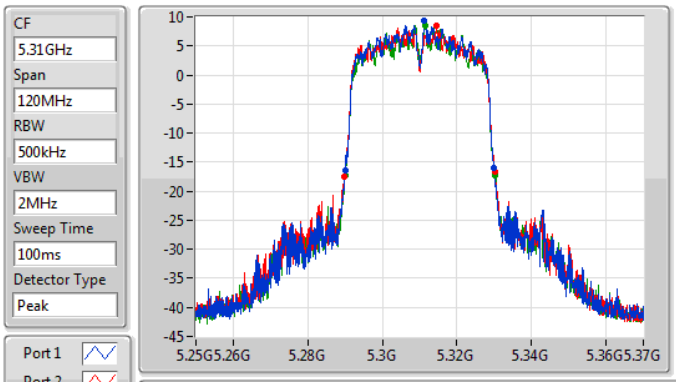

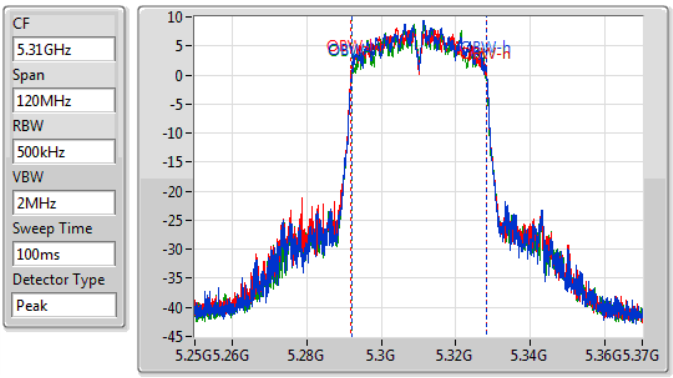

26dB(Hz)	Fl-26dB(Hz)	Fh-26dB(Hz)	OBW(Hz)	Fl-OBW(Hz)	Fh-OBW(Hz)	Limit(Hz)	Port
39.84M	5.29014G	5.32998G	35.982M	5.292129G	5.328111G	Inf	1
40.32M	5.28984G	5.33016G	36.162M	5.291949G	5.328111G	Inf	2
40.38M	5.28996G	5.33034G	36.102M	5.292009G	5.328111G	Inf	3

802.11ac VHT40_Nss1,(MCS0)_3TX EBW

5510MHz

04/08/2020

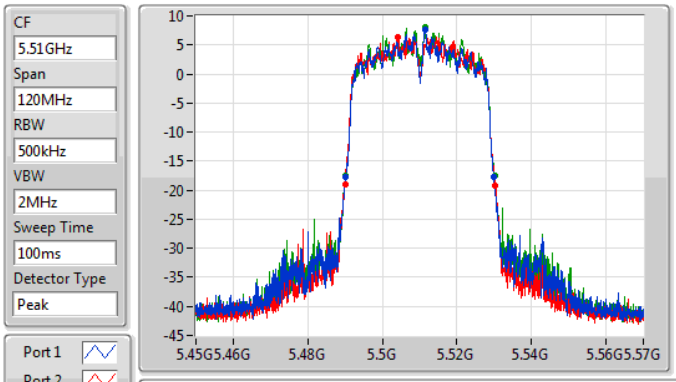

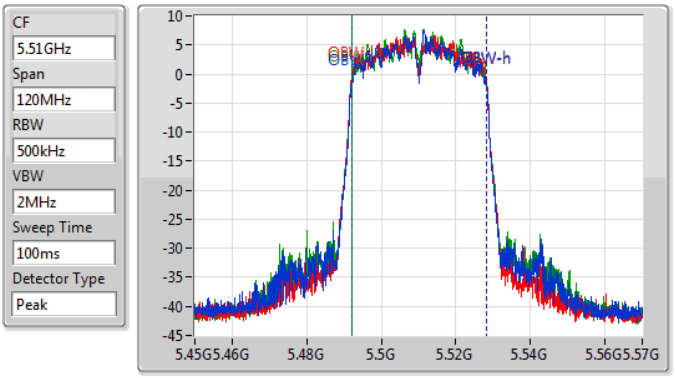

26dB(Hz)	Fl-26dB(Hz)	Fh-26dB(Hz)	OBW(Hz)	Fl-OBW(Hz)	Fh-OBW(Hz)	Limit(Hz)	Port
39.72M	5.4902G	5.52992G	36.042M	5.492069G	5.528111G	Inf	1
40.38M	5.48996G	5.53034G	36.102M	5.492009G	5.528111G	Inf	2
40.02M	5.49008G	5.5301G	36.102M	5.492009G	5.528111G	Inf	3

802.11ac VHT40_Nss1,(MCS0)_3TX EBW

5550MHz

04/08/2020

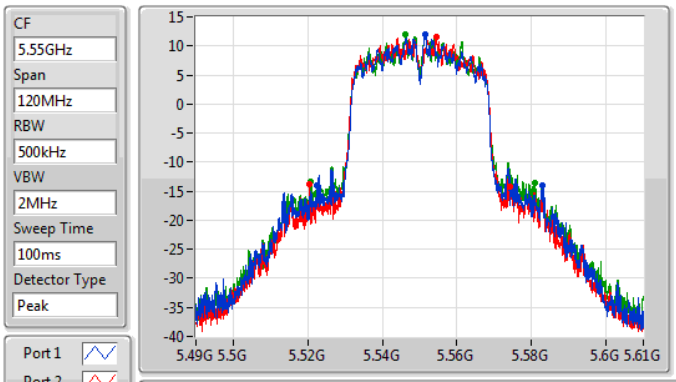

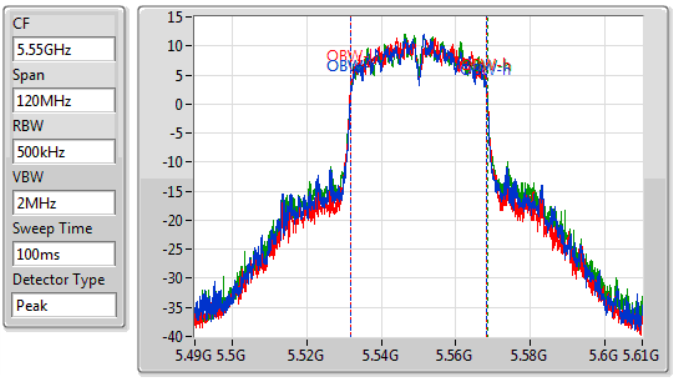

26dB(Hz)	Fl-26dB(Hz)	Fh-26dB(Hz)	OBW(Hz)	Fl-OBW(Hz)	Fh-OBW(Hz)	Limit(Hz)	Port
60.54M	5.52252G	5.58306G	36.462M	5.531829G	5.568291G	Inf	1
53.82M	5.5203G	5.57412G	36.462M	5.531829G	5.568291G	Inf	2
60.18M	5.52066G	5.58084G	36.702M	5.531709G	5.568411G	Inf	3

802.11ac VHT40_Nss1,(MCS0)_3TX EBW

5670MHz

04/08/2020

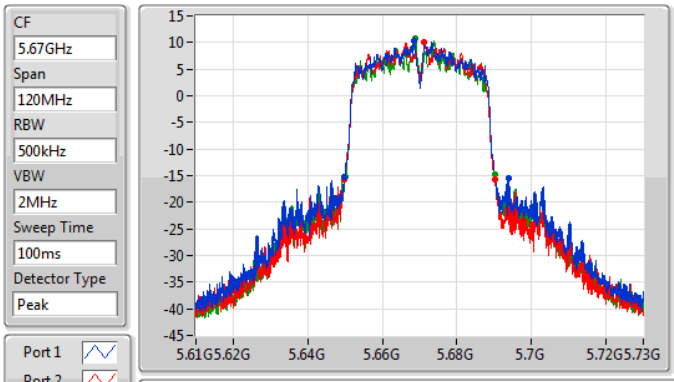

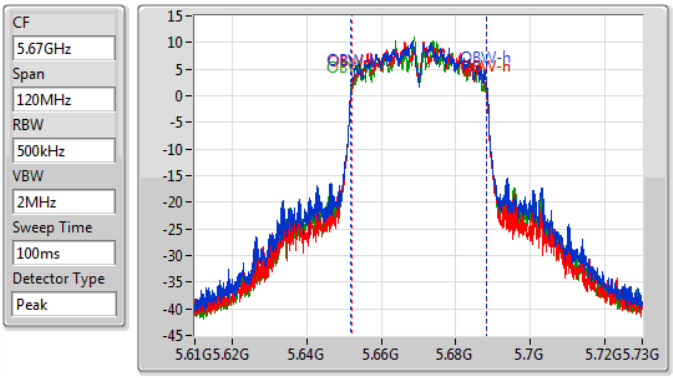

26dB(Hz)	Fl-26dB(Hz)	Fh-26dB(Hz)	OBW(Hz)	Fl-OBW(Hz)	Fh-OBW(Hz)	Limit(Hz)	Port
44.16M	5.64978G	5.69394G	36.342M	5.651949G	5.688291G	Inf	1
40.26M	5.64984G	5.6901G	35.982M	5.652069G	5.688051G	Inf	2
40.08M	5.65002G	5.6901G	36.282M	5.651949G	5.688231G	Inf	3

802.11ac VHT40_Nss1,(MCS0)_3TX EBW

5755MHz

04/08/2020

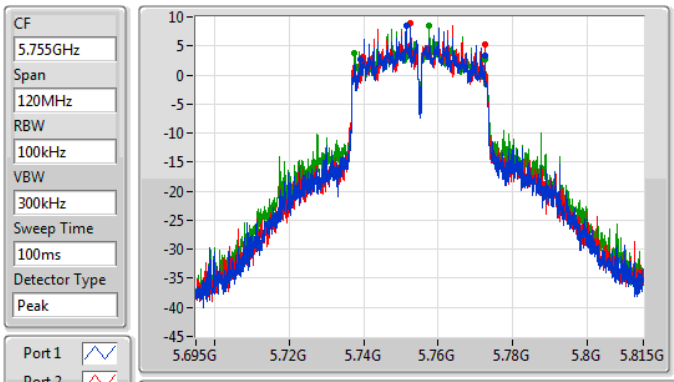

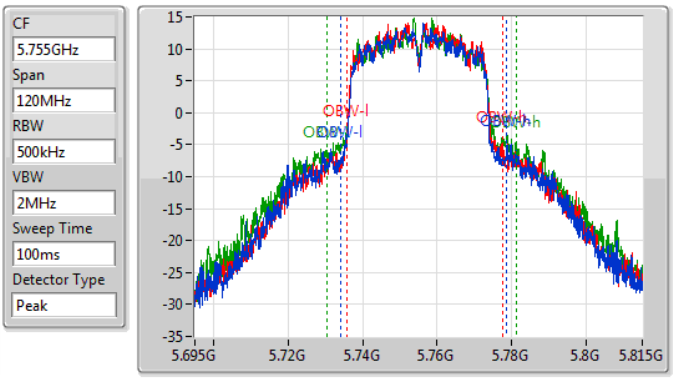

6dB(Hz)	Fl-6dB(Hz)	Fh-6dB(Hz)	OBW(Hz)	Fl-OBW(Hz)	Fh-OBW(Hz)	Limit(Hz)	Port
33.54M	5.7391G	5.77264G	44.498M	5.73407G	5.778568G	500k	1
32.94M	5.7397G	5.77264G	41.799M	5.73575G	5.777549G	500k	2
35.04M	5.7376G	5.77264G	50.915M	5.730412G	5.781327G	500k	3

802.11ac VHT40_Nss1,(MCS0)_3TX EBW

5795MHz

04/08/2020

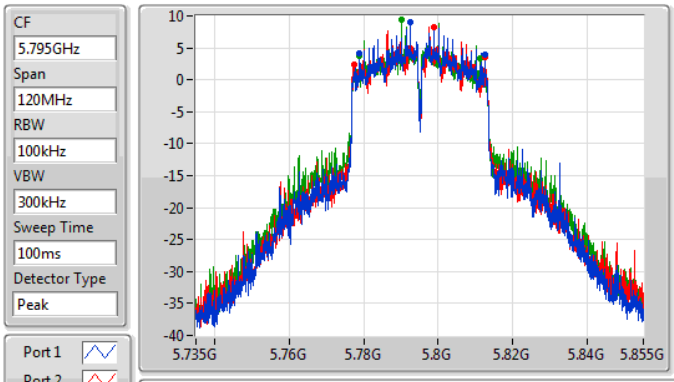

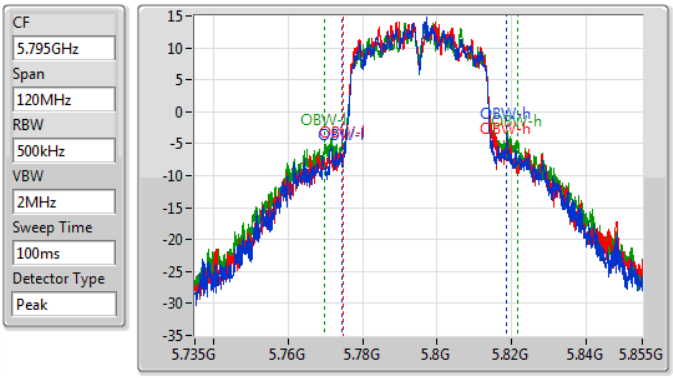

6dB(Hz)	Fl-6dB(Hz)	Fh-6dB(Hz)	OBW(Hz)	Fl-OBW(Hz)	Fh-OBW(Hz)	Limit(Hz)	Port
33.78M	5.77886G	5.81264G	44.318M	5.77431G	5.818628G	500k	1
35.16M	5.77748G	5.81264G	43.958M	5.77461G	5.818568G	500k	2
32.46M	5.77886G	5.81132G	51.694M	5.769813G	5.821507G	500k	3

802.11ac VHT80_Nss1,(MCS0)_3TX EBW

5210MHz

04/08/2020

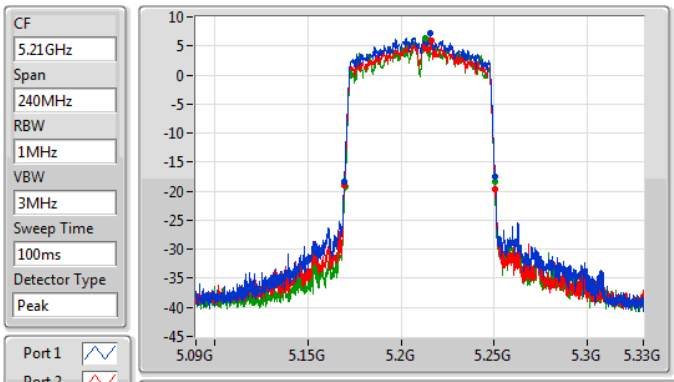

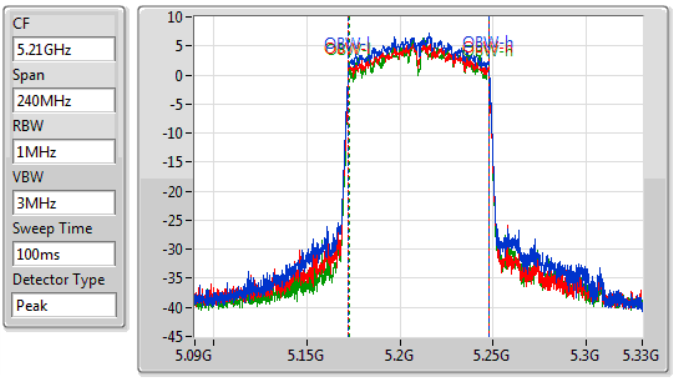

26dB(Hz)	Fl-26dB(Hz)	Fh-26dB(Hz)	OBW(Hz)	Fl-OBW(Hz)	Fh-OBW(Hz)	Limit(Hz)	Port
80.76M	5.16968G	5.25044G	75.322M	5.172459G	5.247781G	Inf	1
80.88M	5.16956G	5.25044G	75.202M	5.172459G	5.247661G	Inf	2
80.28M	5.16992G	5.2502G	75.202M	5.172579G	5.247781G	Inf	3

802.11ac VHT80_Nss1,(MCS0)_3TX EBW

5290MHz

04/08/2020

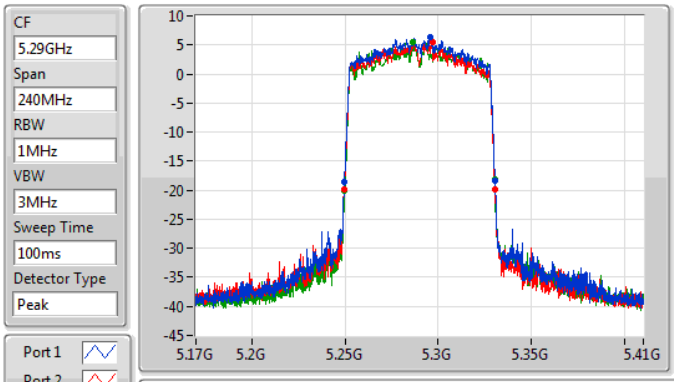

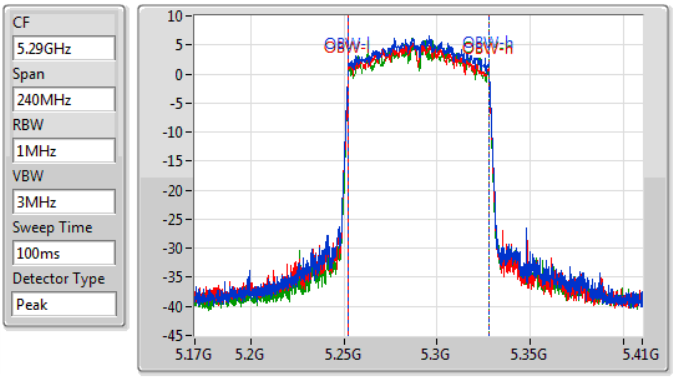

26dB(Hz)	Fl-26dB(Hz)	Fh-26dB(Hz)	OBW(Hz)	Fl-OBW(Hz)	Fh-OBW(Hz)	Limit(Hz)	Port
80.88M	5.24956G	5.33044G	75.202M	5.252459G	5.327661G	Inf	1
81.12M	5.24944G	5.33056G	75.202M	5.252459G	5.327661G	Inf	2
80.4M	5.2498G	5.3302G	75.202M	5.252459G	5.327661G	Inf	3

802.11ac VHT80_Nss1,(MCS0)_3TX EBW

5530MHz

04/08/2020

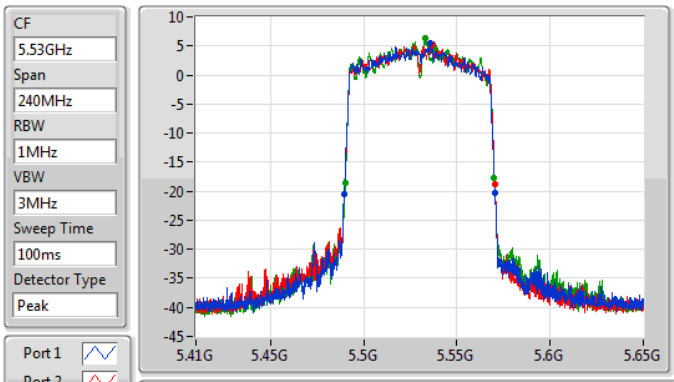

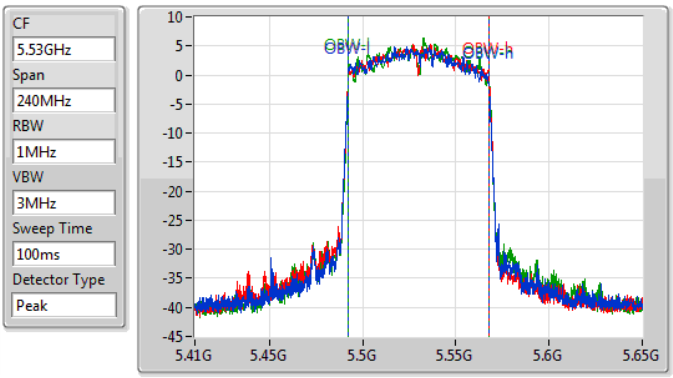

26dB(Hz)	Fl-26dB(Hz)	Fh-26dB(Hz)	OBW(Hz)	Fl-OBW(Hz)	Fh-OBW(Hz)	Limit(Hz)	Port
81.12M	5.48944G	5.57056G	75.082M	5.492459G	5.567541G	Inf	1
81M	5.48944G	5.57044G	75.322M	5.492459G	5.567781G	Inf	2
80.04M	5.49004G	5.57008G	75.202M	5.492459G	5.567661G	Inf	3

802.11ac VHT80_Nss1,(MCS0)_3TX EBW

5610MHz

22/10/2020

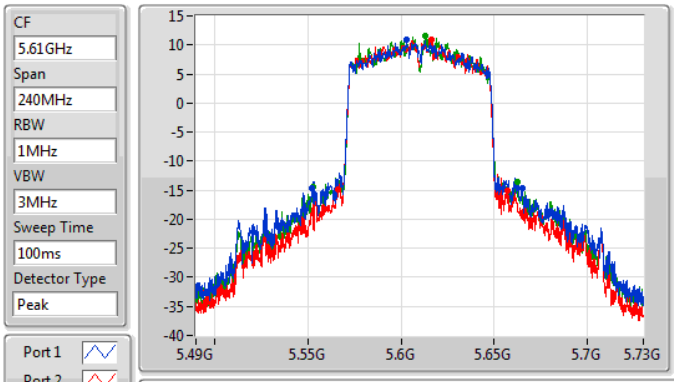

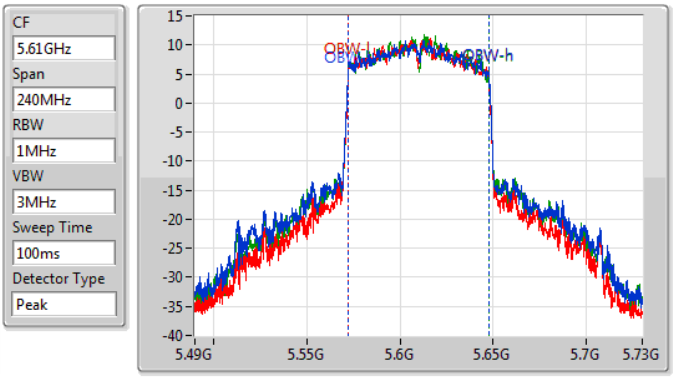

26dB(Hz)	Fl-26dB(Hz)	Fh-26dB(Hz)	OBW(Hz)	Fl-OBW(Hz)	Fh-OBW(Hz)	Limit(Hz)	Port
113.04M	5.5524G	5.66544G	76.042M	5.571979G	5.648021G	Inf	1
90.6M	5.56632G	5.65692G	75.322M	5.572339G	5.647661G	Inf	2
109.56M	5.553G	5.66256G	75.562M	5.572219G	5.647781G	Inf	3

802.11ac VHT80_Nss1,(MCS0)_3TX EBW

5775MHz

04/08/2020

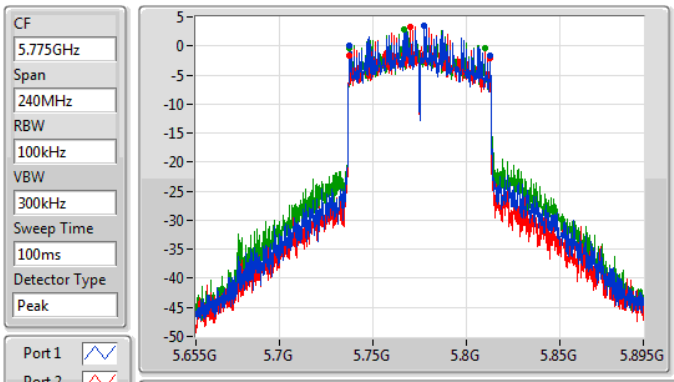

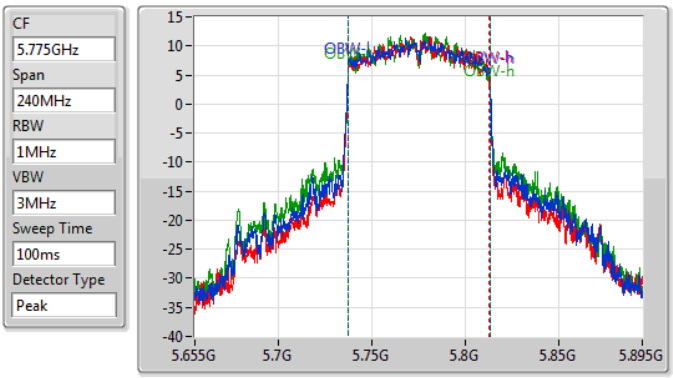

6dB(Hz)	Fl-6dB(Hz)	Fh-6dB(Hz)	OBW(Hz)	Fl-OBW(Hz)	Fh-OBW(Hz)	Limit(Hz)	Port
75.12M	5.73756G	5.81268G	76.162M	5.737099G	5.813261G	500k	1
75.12M	5.73756G	5.81268G	75.562M	5.737339G	5.812901G	500k	2
72.6M	5.73756G	5.81016G	76.282M	5.737099G	5.813381G	500k	3

For Non-beamforming
Summary

Mode	Total Power (dBm)	Total Power (W)
5.15-5.25GHz	-	-
802.11a_Nss1,(6Mbps)_3TX	24.54	0.28445
802.11ac VHT20_Nss1,(MCS0)_3TX	25.68	0.36983
802.11ac VHT40_Nss1,(MCS0)_3TX	24.23	0.26485
802.11ac VHT80_Nss1,(MCS0)_3TX	18.49	0.07063
5.25-5.35GHz	-	-
802.11a_Nss1,(6Mbps)_3TX	21.48	0.14060
802.11ac VHT20_Nss1,(MCS0)_3TX	21.27	0.13397
802.11ac VHT40_Nss1,(MCS0)_3TX	23.69	0.23388
802.11ac VHT80_Nss1,(MCS0)_3TX	18.16	0.06546
5.47-5.725GHz	-	-
802.11a_Nss1,(6Mbps)_3TX	21.25	0.13335
802.11ac VHT20_Nss1,(MCS0)_3TX	21.46	0.13996
802.11ac VHT40_Nss1,(MCS0)_3TX	23.74	0.23659
802.11ac VHT80_Nss1,(MCS0)_3TX	23.28	0.21281
5.725-5.85GHz	-	-
802.11a_Nss1,(6Mbps)_3TX	25.80	0.38019
802.11ac VHT20_Nss1,(MCS0)_3TX	26.12	0.40926
802.11ac VHT40_Nss1,(MCS0)_3TX	26.28	0.42462
802.11ac VHT80_Nss1,(MCS0)_3TX	23.59	0.22856

Result

Mode	Result	DG (dBi)	Port 1 (dBm)	Port 2 (dBm)	Port 3 (dBm)	Total Power (dBm)	Power Limit (dBm)
802.11a_Nss1,(6Mbps)_3TX	-	-	-	-	-	-	-
5180MHz	Pass	3.00	19.32	18.46	18.16	23.45	30.00
5200MHz	Pass	3.00	20.36	19.56	19.32	24.54	30.00
5240MHz	Pass	3.00	19.98	19.71	19.50	24.51	30.00
5260MHz	Pass	3.00	16.86	16.27	15.76	21.09	23.87
5300MHz	Pass	3.00	17.20	16.67	16.21	21.48	23.98
5320MHz	Pass	3.00	16.25	15.61	15.45	20.56	23.87
5500MHz	Pass	3.00	16.48	16.38	16.58	21.25	23.94
5580MHz	Pass	3.00	16.45	16.58	16.36	21.24	23.87
5700MHz	Pass	3.00	15.98	15.97	15.89	20.72	23.88
5745MHz	Pass	3.00	20.89	21.20	20.99	25.80	30.00
5785MHz	Pass	3.00	20.70	20.86	20.68	25.52	30.00
5825MHz	Pass	3.00	20.31	20.51	20.22	25.12	30.00
802.11ac VHT20_Nss1,(MCS0)_3TX	-	-	-	-	-	-	-
5180MHz	Pass	3.00	19.77	18.98	18.51	23.89	30.00
5200MHz	Pass	3.00	21.55	20.65	20.43	25.68	30.00
5240MHz	Pass	3.00	20.66	20.35	19.64	25.01	30.00
5260MHz	Pass	3.00	16.66	16.04	15.75	20.94	23.99
5300MHz	Pass	3.00	16.85	16.53	16.07	21.27	23.98
5320MHz	Pass	3.00	16.87	16.46	16.15	21.27	23.98
5500MHz	Pass	3.00	16.88	16.31	16.84	21.46	23.96
5580MHz	Pass	3.00	16.38	16.58	16.35	21.21	23.98
5700MHz	Pass	3.00	15.50	15.85	15.40	20.36	23.99
5745MHz	Pass	3.00	21.18	21.54	21.31	26.12	30.00
5785MHz	Pass	3.00	20.33	20.41	20.40	25.15	30.00
5825MHz	Pass	3.00	21.38	21.12	21.04	25.95	30.00
802.11ac VHT40_Nss1,(MCS0)_3TX	-	-	-	-	-	-	-
5190MHz	Pass	3.00	16.07	14.73	14.59	19.95	30.00
5230MHz	Pass	3.00	19.76	19.49	19.10	24.23	30.00
5270MHz	Pass	3.00	19.48	18.78	18.44	23.69	23.98
5310MHz	Pass	3.00	16.29	16.03	15.61	20.76	23.98
5510MHz	Pass	3.00	14.33	14.43	14.74	19.27	23.98
5550MHz	Pass	3.00	18.78	19.06	19.05	23.74	23.98
5670MHz	Pass	3.00	17.71	17.52	17.04	22.20	23.98
5755MHz	Pass	3.00	21.36	21.81	21.35	26.28	30.00
5795MHz	Pass	3.00	21.44	21.72	21.27	26.25	30.00
802.11ac VHT80_Nss1,(MCS0)_3TX	-	-	-	-	-	-	-
5210MHz	Pass	3.00	14.47	13.42	13.16	18.49	30.00
5290MHz	Pass	3.00	13.99	13.22	12.88	18.16	23.98
5530MHz	Pass	3.00	12.86	13.03	12.76	17.66	23.98
5610MHz	Pass	3.00	18.45	18.52	18.55	23.28	23.98
5775MHz	Pass	3.00	18.84	18.73	18.89	23.59	30.00

DG = Directional Gain; **Port X** = Port X output power

For beamforming
Summary

Mode	Total Power (dBm)	Total Power (W)
5.15-5.25GHz	-	-
802.11ac VHT20-BF_Nss1,(MCS0)_3TX	25.68	0.36983
802.11ac VHT40-BF_Nss1,(MCS0)_3TX	24.23	0.26485
802.11ac VHT80-BF_Nss1,(MCS0)_3TX	18.49	0.07063
5.25-5.35GHz	-	-
802.11ac VHT20-BF_Nss1,(MCS0)_3TX	21.27	0.13397
802.11ac VHT40-BF_Nss1,(MCS0)_3TX	22.11	0.16255
802.11ac VHT80-BF_Nss1,(MCS0)_3TX	18.16	0.06546
5.47-5.725GHz	-	-
802.11ac VHT20-BF_Nss1,(MCS0)_3TX	21.46	0.13996
802.11ac VHT40-BF_Nss1,(MCS0)_3TX	22.20	0.16596
802.11ac VHT80-BF_Nss1,(MCS0)_3TX	21.82	0.15205
5.725-5.85GHz	-	-
802.11ac VHT20-BF_Nss1,(MCS0)_3TX	26.12	0.40926
802.11ac VHT40-BF_Nss1,(MCS0)_3TX	26.28	0.42462
802.11ac VHT80-BF_Nss1,(MCS0)_3TX	23.59	0.22856

Result

Mode	Result	DG (dBi)	Port 1 (dBm)	Port 2 (dBm)	Port 3 (dBm)	Total Power (dBm)	Power Limit (dBm)
802.11ac VHT20-BF_Nss1,(MCS0)_3TX	-	-	-	-	-	-	-
5180MHz	Pass	7.77	19.77	18.98	18.51	23.89	28.23
5200MHz	Pass	7.77	21.55	20.65	20.43	25.68	28.23
5240MHz	Pass	7.77	20.66	20.35	19.64	25.01	28.23
5260MHz	Pass	7.77	16.66	16.04	15.75	20.94	22.21
5300MHz	Pass	7.77	16.85	16.53	16.07	21.27	22.21
5320MHz	Pass	7.77	16.87	16.46	16.15	21.27	22.21
5500MHz	Pass	7.77	16.88	16.31	16.84	21.46	22.21
5580MHz	Pass	7.77	16.38	16.58	16.35	21.21	22.21
5700MHz	Pass	7.77	15.5	15.85	15.4	20.36	22.21
5745MHz	Pass	7.77	21.18	21.54	21.31	26.12	28.23
5785MHz	Pass	7.77	20.33	20.41	20.4	25.15	28.23
5825MHz	Pass	7.77	21.38	21.12	21.04	25.95	28.23
802.11ac VHT40-BF_Nss1,(MCS0)_3TX	-	-	-	-	-	-	-
5190MHz	Pass	7.77	16.07	14.73	14.59	19.95	28.23
5230MHz	Pass	7.77	19.76	19.49	19.1	24.23	28.23
5270MHz	Pass	7.77	17.74	17.46	16.75	22.11	22.21
5310MHz	Pass	7.77	16.29	16.03	15.61	20.76	22.21
5510MHz	Pass	7.77	14.33	14.43	14.74	19.27	22.21
5550MHz	Pass	7.77	16.94	17.24	17.11	21.87	22.21
5670MHz	Pass	7.77	17.71	17.52	17.04	22.20	22.21
5755MHz	Pass	7.77	21.36	21.81	21.35	26.28	28.23
5795MHz	Pass	7.77	21.44	21.72	21.27	26.25	28.23
802.11ac VHT80-BF_Nss1,(MCS0)_3TX	-	-	-	-	-	-	-
5210MHz	Pass	7.77	14.47	13.42	13.16	18.49	28.23
5290MHz	Pass	7.77	13.99	13.22	12.88	18.16	22.21
5530MHz	Pass	7.77	12.86	13.03	12.76	17.66	22.21
5610MHz	Pass	7.77	17.14	16.91	17.09	21.82	22.21
5775MHz	Pass	7.77	18.84	18.73	18.89	23.59	28.23

DG = Directional Gain; **Port X** = Port X output power

Summary

Mode	PD (dBm/RBW)
5.15-5.25GHz	-
802.11a_Nss1,(6Mbps)_3TX	12.94
802.11ac VHT20_Nss1,(MCS0)_3TX	13.42
802.11ac VHT40_Nss1,(MCS0)_3TX	9.41
802.11ac VHT80_Nss1,(MCS0)_3TX	0.27
5.25-5.35GHz	-
802.11a_Nss1,(6Mbps)_3TX	9.21
802.11ac VHT20_Nss1,(MCS0)_3TX	9.22
802.11ac VHT40_Nss1,(MCS0)_3TX	8.85
802.11ac VHT80_Nss1,(MCS0)_3TX	0.15
5.47-5.725GHz	-
802.11a_Nss1,(6Mbps)_3TX	8.96
802.11ac VHT20_Nss1,(MCS0)_3TX	9.16
802.11ac VHT40_Nss1,(MCS0)_3TX	8.75
802.11ac VHT80_Nss1,(MCS0)_3TX	5.03
5.725-5.85GHz	-
802.11a_Nss1,(6Mbps)_3TX	12.71
802.11ac VHT20_Nss1,(MCS0)_3TX	12.78
802.11ac VHT40_Nss1,(MCS0)_3TX	9.98
802.11ac VHT80_Nss1,(MCS0)_3TX	4.09

RBW = 500 kHz for 5.725-5.85GHz band / 1MHz for other band;

Result

Mode	Result	DG (dBi)	Port 1 (dBm/RBW)	Port 2 (dBm/RBW)	Port 3 (dBm/RBW)	PD (dBm/RBW)	PD Limit (dBm/RBW)
802.11a_Nss1,(6Mbps)_3TX	-	-	-	-	-	-	-
5180MHz	Pass	7.77	7.67	6.75	6.51	11.71	15.23
5200MHz	Pass	7.77	8.70	8.01	7.81	12.94	15.23
5240MHz	Pass	7.77	8.34	8.35	7.94	12.88	15.23
5260MHz	Pass	7.77	5.07	3.84	3.62	8.78	9.23
5300MHz	Pass	7.77	4.93	5.03	3.93	9.21	9.23
5320MHz	Pass	7.77	5.11	3.32	4.12	8.85	9.23
5500MHz	Pass	7.77	3.77	5.06	4.65	8.96	9.23
5580MHz	Pass	7.77	3.66	4.59	4.61	8.77	9.23
5700MHz	Pass	7.77	4.51	3.45	4.40	8.76	9.23
5745MHz	Pass	7.77	7.19	9.29	8.23	12.71	28.23
5785MHz	Pass	7.77	7.62	7.27	7.96	12.23	28.23
5825MHz	Pass	7.77	7.29	7.44	6.86	11.57	28.23
802.11ac VHT20_Nss1,(MCS0)_3TX	-	-	-	-	-	-	-
5180MHz	Pass	7.77	7.89	6.59	6.50	11.62	15.23
5200MHz	Pass	7.77	9.67	8.27	8.27	13.42	15.23
5240MHz	Pass	7.77	8.91	8.22	8.08	13.01	15.23
5260MHz	Pass	7.77	4.75	4.37	3.76	8.95	9.23
5300MHz	Pass	7.77	5.24	4.29	4.33	9.22	9.23
5320MHz	Pass	7.77	5.19	4.23	4.48	9.20	9.23
5500MHz	Pass	7.77	4.64	4.82	5.03	9.16	9.23
5580MHz	Pass	7.77	4.66	4.47	4.73	9.02	9.23
5700MHz	Pass	7.77	3.50	3.98	3.59	7.96	9.23
5745MHz	Pass	7.77	8.00	8.75	8.18	12.57	28.23
5785MHz	Pass	7.77	7.17	8.16	7.62	11.88	28.23
5825MHz	Pass	7.77	8.06	9.15	8.33	12.78	28.23
802.11ac VHT40_Nss1,(MCS0)_3TX	-	-	-	-	-	-	-
5190MHz	Pass	7.77	1.35	0.24	-0.41	5.05	15.23
5230MHz	Pass	7.77	5.26	4.66	4.45	9.41	15.23
5270MHz	Pass	7.77	4.88	4.23	3.73	8.85	9.23
5310MHz	Pass	7.77	1.66	0.93	0.97	5.66	9.23
5510MHz	Pass	7.77	-0.38	-0.47	0.06	4.01	9.23
5550MHz	Pass	7.77	4.38	4.28	4.52	8.75	9.23
5670MHz	Pass	7.77	3.35	3.19	2.44	6.97	9.23
5755MHz	Pass	7.77	5.29	5.79	5.43	9.74	28.23
5795MHz	Pass	7.77	5.33	5.88	4.89	9.98	28.23
802.11ac VHT80_Nss1,(MCS0)_3TX	-	-	-	-	-	-	-
5210MHz	Pass	7.77	-3.43	-4.65	-4.76	0.27	15.23
5290MHz	Pass	7.77	-3.70	-4.44	-5.08	0.15	9.23
5530MHz	Pass	7.77	-4.95	-4.54	-4.31	-0.45	9.23
5610MHz	Pass	7.77	1.00	1.44	0.71	5.03	9.23
5775MHz	Pass	7.77	0.09	0.49	-0.06	4.09	28.23

DG = Directional Gain; **RBW** = 500 kHz for 5.725-5.85GHz band / 1MHz for other band;
PD = trace bin-by-bin of each transmits port summing can be performed maximum power density; **Port X** = Port X power density;

802.11a_Nss1,(6Mbps)_3TX PSD

5180MHz

04/08/2020

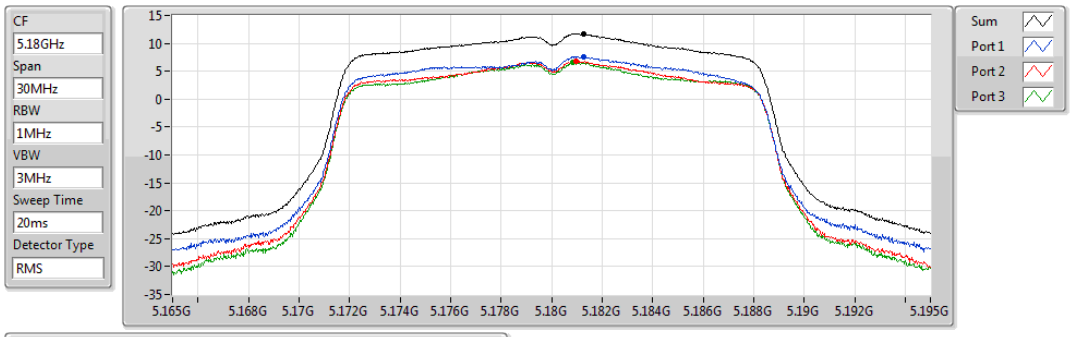

Sum	PD	Port 1	Port 2	Port 3
(dBm/RBW)	(dBm/RBW)	(dBm/RBW)	(dBm/RBW)	(dBm/RBW)
11.71	11.71	7.67	6.75	6.51

802.11a_Nss1,(6Mbps)_3TX PSD

5200MHz

04/08/2020

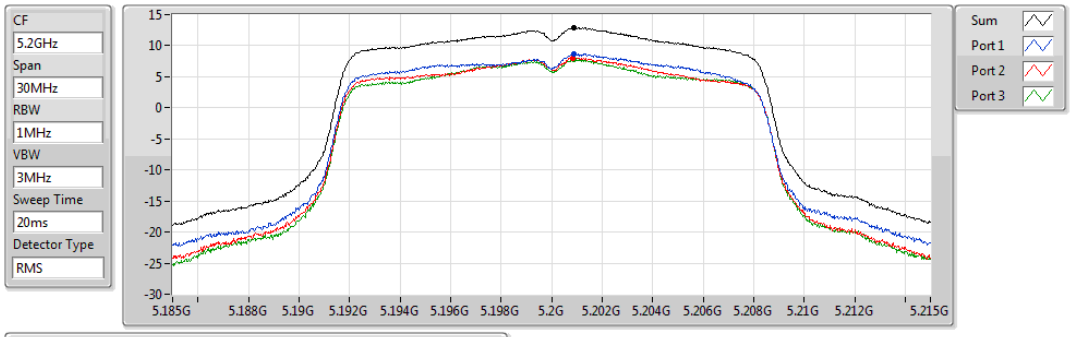

Sum	PD	Port 1	Port 2	Port 3
(dBm/RBW)	(dBm/RBW)	(dBm/RBW)	(dBm/RBW)	(dBm/RBW)
12.94	12.94	8.70	8.01	7.81

802.11a_Nss1,(6Mbps)_3TX PSD

5240MHz

04/08/2020

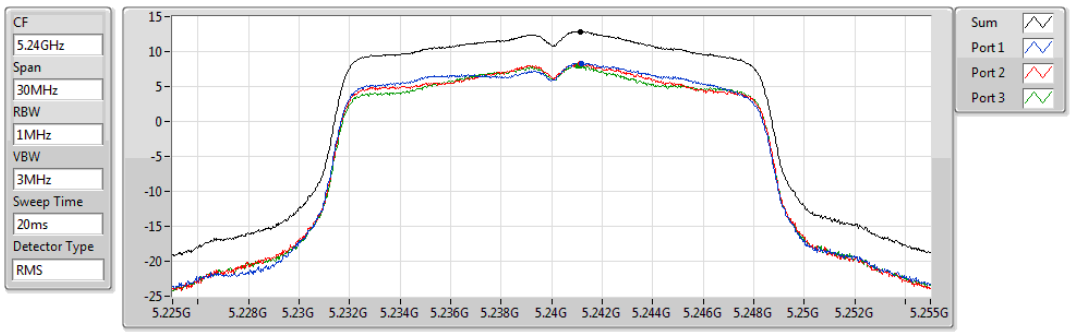

Sum	PD	Port 1	Port 2	Port 3
(dBm/RBW)	(dBm/RBW)	(dBm/RBW)	(dBm/RBW)	(dBm/RBW)
12.88	12.88	8.34	8.35	7.94

802.11a_Nss1,(6Mbps)_3TX PSD

5260MHz

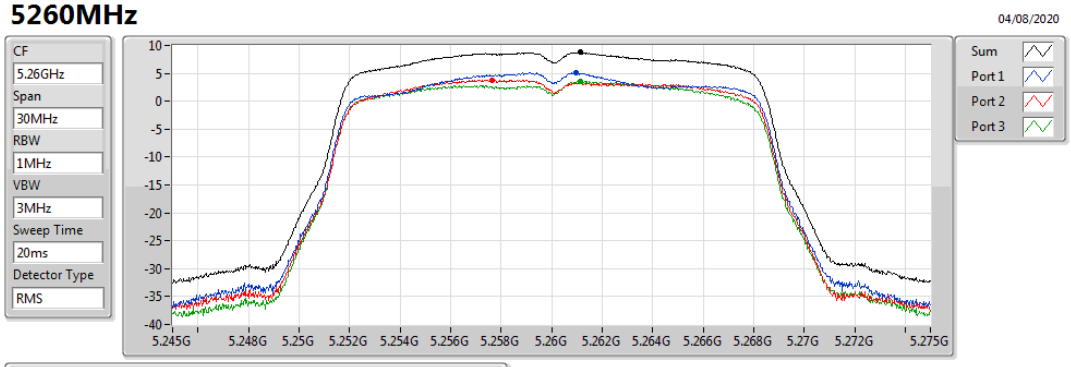

Sum	PD	Port 1	Port 2	Port 3
(dBm/RBW)	(dBm/RBW)	(dBm/RBW)	(dBm/RBW)	(dBm/RBW)
8.78	8.78	5.07	3.84	3.62

802.11a_Nss1,(6Mbps)_3TX PSD

5300MHz

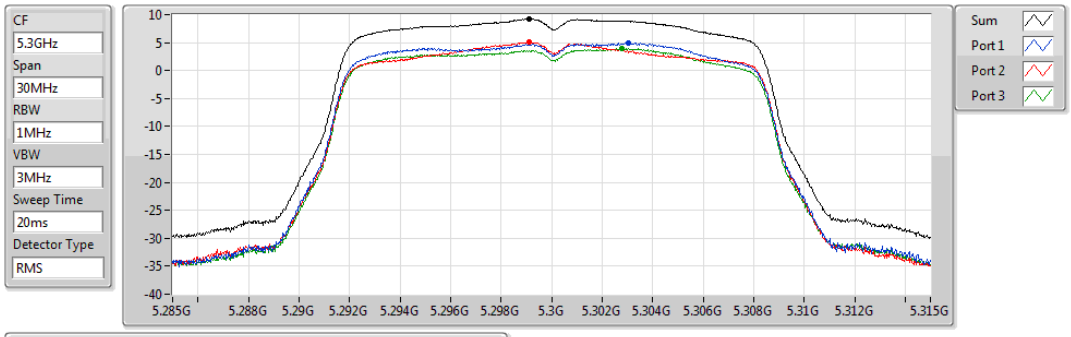

Sum	PD	Port 1	Port 2	Port 3
(dBm/RBW)	(dBm/RBW)	(dBm/RBW)	(dBm/RBW)	(dBm/RBW)
9.21	9.21	4.93	5.03	3.93

802.11a_Nss1,(6Mbps)_3TX PSD

5320MHz

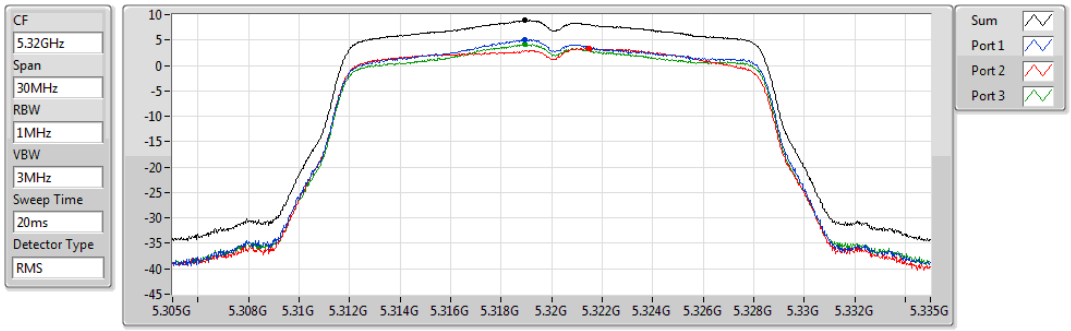

Sum	PD	Port 1	Port 2	Port 3
(dBm/RBW)	(dBm/RBW)	(dBm/RBW)	(dBm/RBW)	(dBm/RBW)
8.85	8.85	5.11	3.32	4.12

802.11a_Nss1,(6Mbps)_3TX PSD

5500MHz

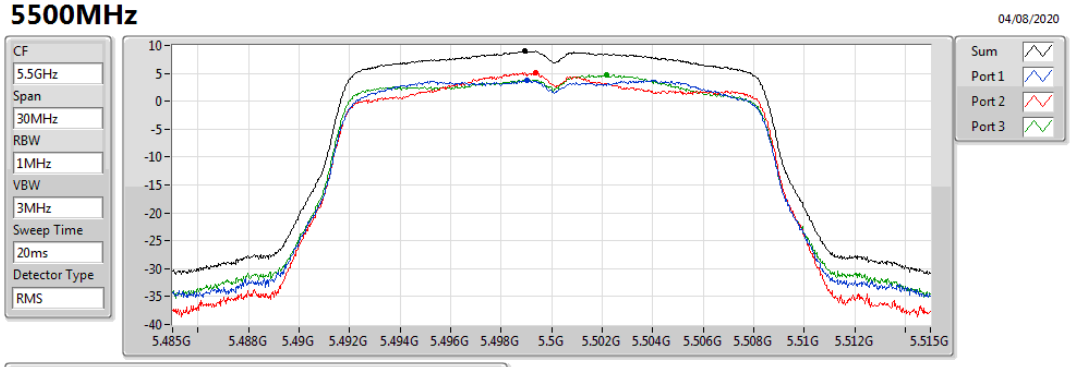

Sum	PD	Port 1	Port 2	Port 3
(dBm/RBW)	(dBm/RBW)	(dBm/RBW)	(dBm/RBW)	(dBm/RBW)
8.96	8.96	3.77	5.06	4.65

802.11a_Nss1,(6Mbps)_3TX PSD

5580MHz

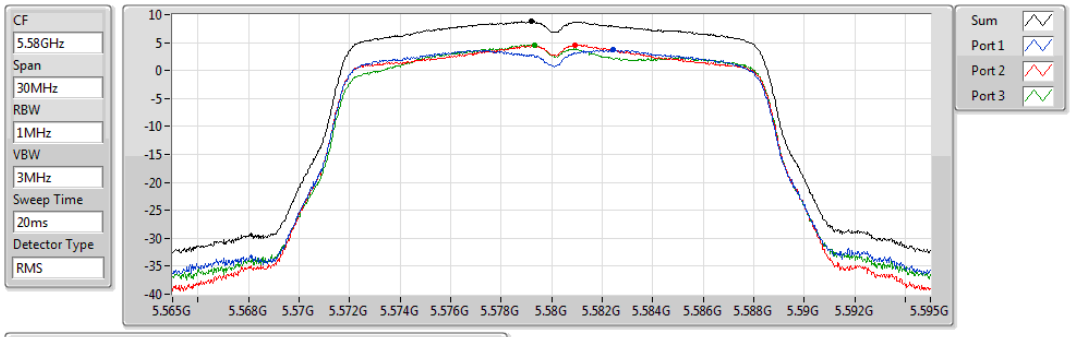

Sum	PD	Port 1	Port 2	Port 3
(dBm/RBW)	(dBm/RBW)	(dBm/RBW)	(dBm/RBW)	(dBm/RBW)
8.77	8.77	3.66	4.59	4.61

802.11a_Nss1,(6Mbps)_3TX PSD

5700MHz

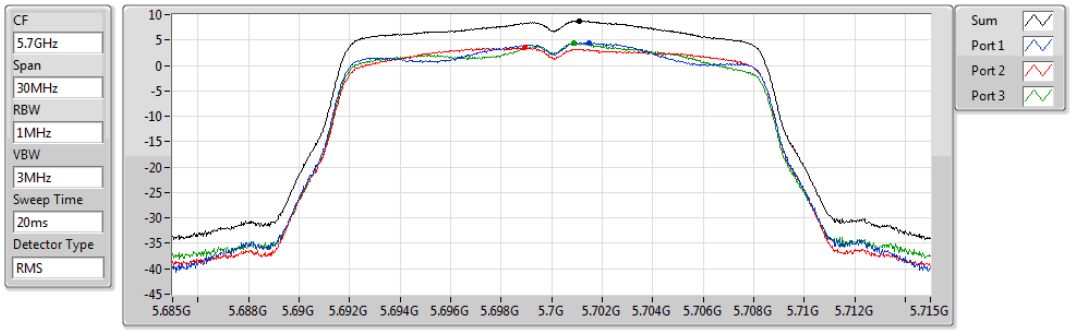

Sum	PD	Port 1	Port 2	Port 3
(dBm/RBW)	(dBm/RBW)	(dBm/RBW)	(dBm/RBW)	(dBm/RBW)
8.76	8.76	4.51	3.45	4.40

802.11a_Nss1,(6Mbps)_3TX PSD

5745MHz

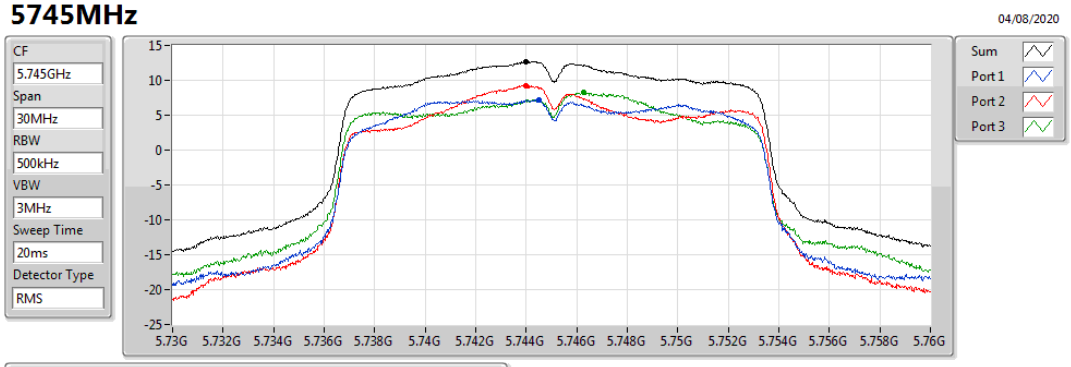

Sum	PD	Port 1	Port 2	Port 3
(dBm/RBW)	(dBm/RBW)	(dBm/RBW)	(dBm/RBW)	(dBm/RBW)
12.71	12.71	7.19	9.29	8.23

802.11a_Nss1,(6Mbps)_3TX PSD

5785MHz

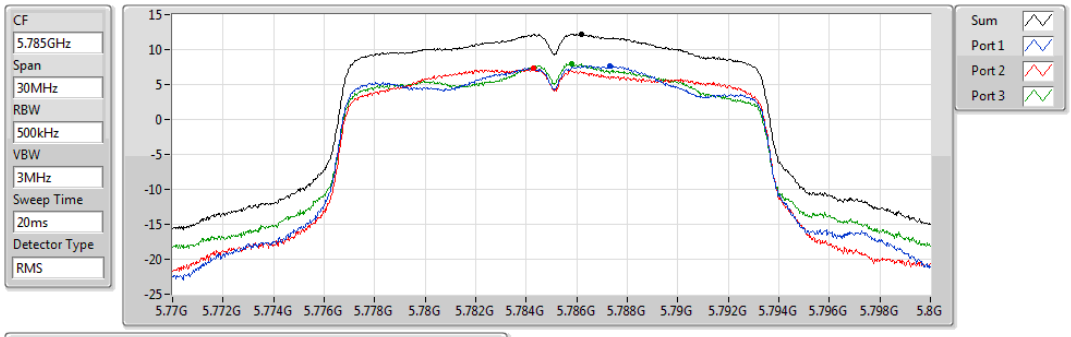

Sum	PD	Port 1	Port 2	Port 3
(dBm/RBW)	(dBm/RBW)	(dBm/RBW)	(dBm/RBW)	(dBm/RBW)
12.23	12.23	7.62	7.27	7.96

802.11a_Nss1,(6Mbps)_3TX PSD

5825MHz

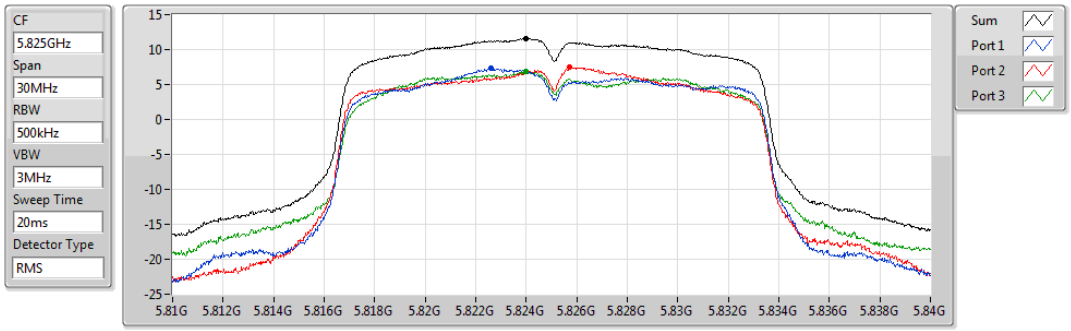

Sum	PD	Port 1	Port 2	Port 3
(dBm/RBW)	(dBm/RBW)	(dBm/RBW)	(dBm/RBW)	(dBm/RBW)
11.57	11.57	7.29	7.44	6.86

802.11ac VHT20_Nss1,(MCS0)_3TX PSD

5180MHz

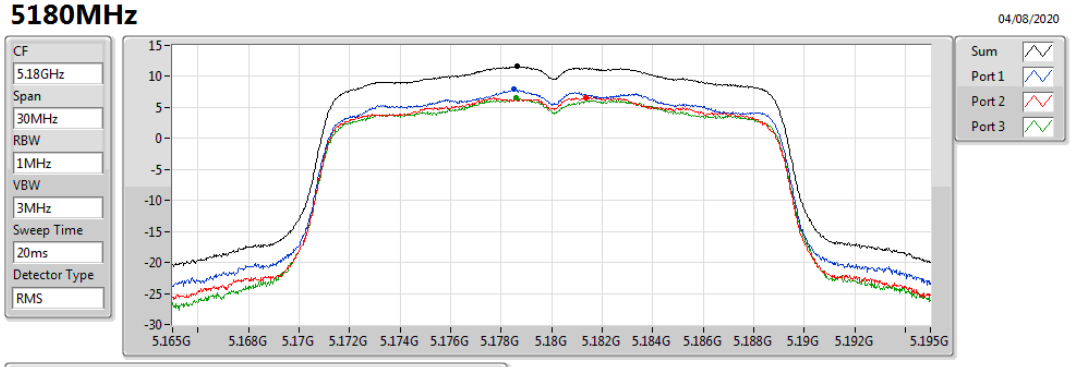

Sum	PD	Port 1	Port 2	Port 3
(dBm/RBW)	(dBm/RBW)	(dBm/RBW)	(dBm/RBW)	(dBm/RBW)
11.62	11.62	7.89	6.59	6.50

802.11ac VHT20_Nss1,(MCS0)_3TX PSD

5200MHz

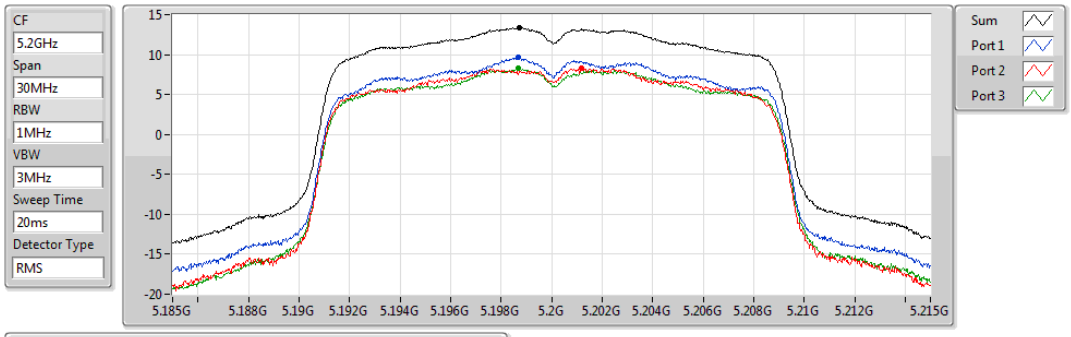

Sum	PD	Port 1	Port 2	Port 3
(dBm/RBW)	(dBm/RBW)	(dBm/RBW)	(dBm/RBW)	(dBm/RBW)
13.42	13.42	9.67	8.27	8.27

802.11ac VHT20_Nss1,(MCS0)_3TX PSD

5240MHz

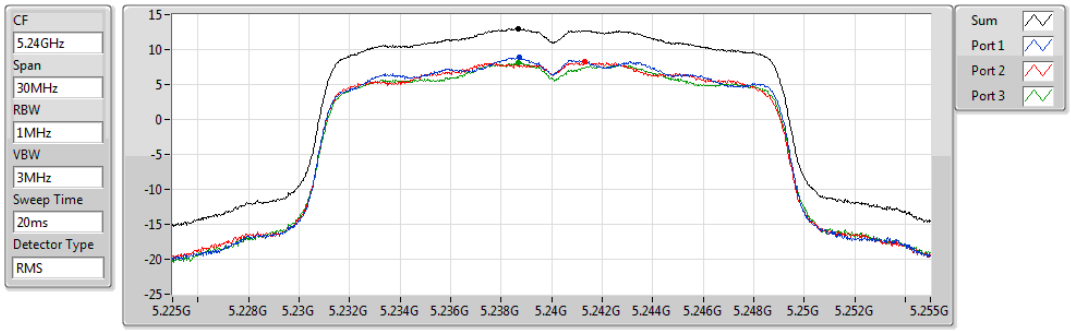

Sum	PD	Port 1	Port 2	Port 3
(dBm/RBW)	(dBm/RBW)	(dBm/RBW)	(dBm/RBW)	(dBm/RBW)
13.01	13.01	8.91	8.22	8.08

802.11ac VHT20_Nss1,(MCS0)_3TX PSD

5260MHz

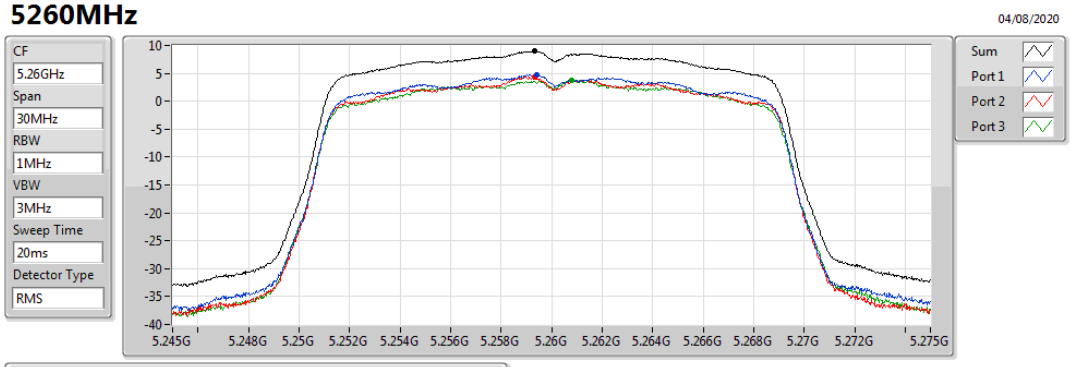

Sum	PD	Port 1	Port 2	Port 3
(dBm/RBW)	(dBm/RBW)	(dBm/RBW)	(dBm/RBW)	(dBm/RBW)
8.95	8.95	4.75	4.37	3.76

802.11ac VHT20_Nss1,(MCS0)_3TX PSD

5300MHz

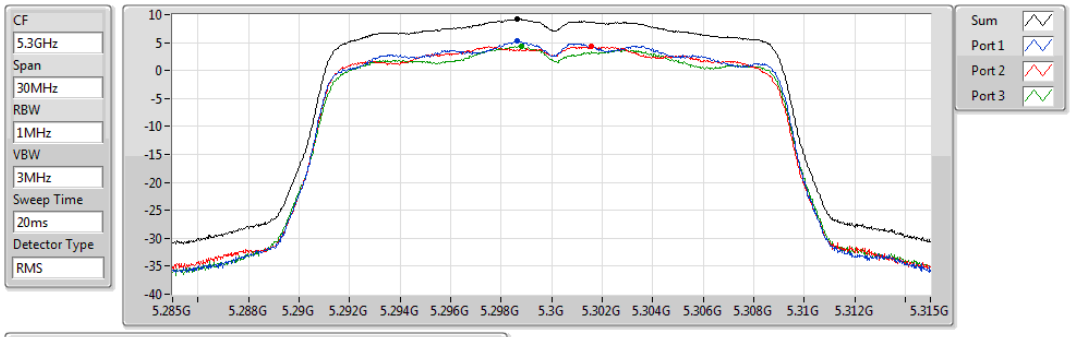

Sum	PD	Port 1	Port 2	Port 3
(dBm/RBW)	(dBm/RBW)	(dBm/RBW)	(dBm/RBW)	(dBm/RBW)
9.22	9.22	5.24	4.29	4.33

802.11ac VHT20_Nss1,(MCS0)_3TX PSD

5320MHz

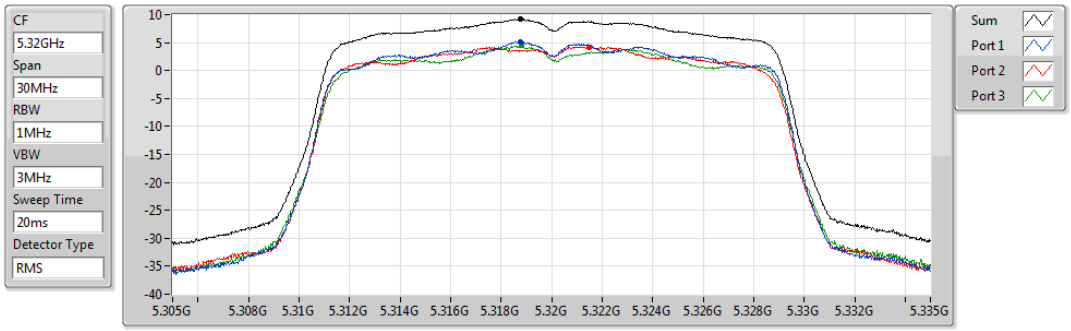

Sum	PD	Port 1	Port 2	Port 3
(dBm/RBW)	(dBm/RBW)	(dBm/RBW)	(dBm/RBW)	(dBm/RBW)
9.20	9.20	5.19	4.23	4.48

802.11ac VHT20_Nss1,(MCS0)_3TX PSD

5500MHz

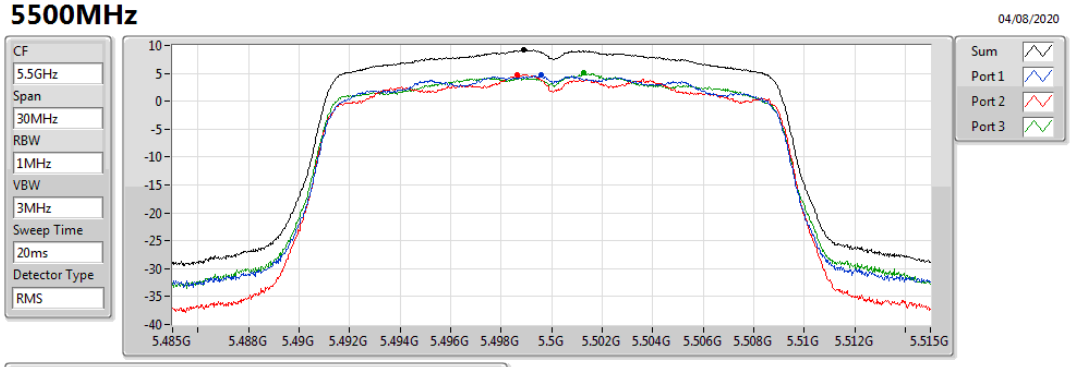

Sum	PD	Port 1	Port 2	Port 3
(dBm/RBW)	(dBm/RBW)	(dBm/RBW)	(dBm/RBW)	(dBm/RBW)
9.16	9.16	4.64	4.82	5.03

802.11ac VHT20_Nss1,(MCS0)_3TX PSD

5580MHz

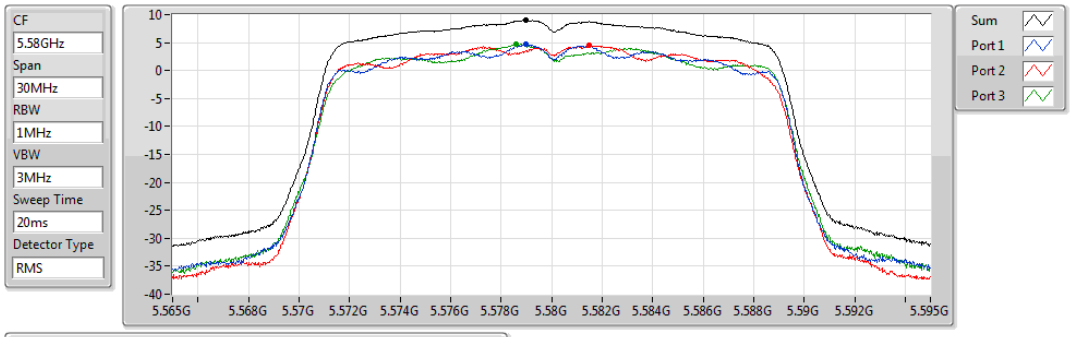

Sum	PD	Port 1	Port 2	Port 3
(dBm/RBW)	(dBm/RBW)	(dBm/RBW)	(dBm/RBW)	(dBm/RBW)
9.02	9.02	4.66	4.47	4.73

802.11ac VHT20_Nss1,(MCS0)_3TX PSD

5700MHz

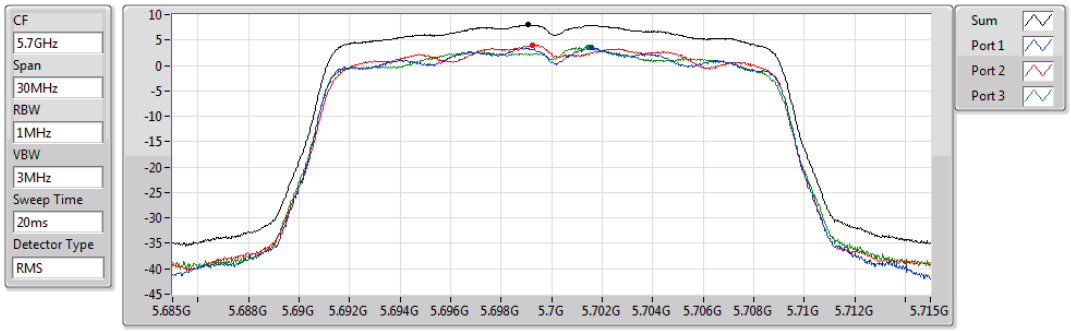

Sum	PD	Port 1	Port 2	Port 3
(dBm/RBW)	(dBm/RBW)	(dBm/RBW)	(dBm/RBW)	(dBm/RBW)
7.96	7.96	3.50	3.98	3.59

802.11ac VHT20_Nss1,(MCS0)_3TX PSD

5745MHz

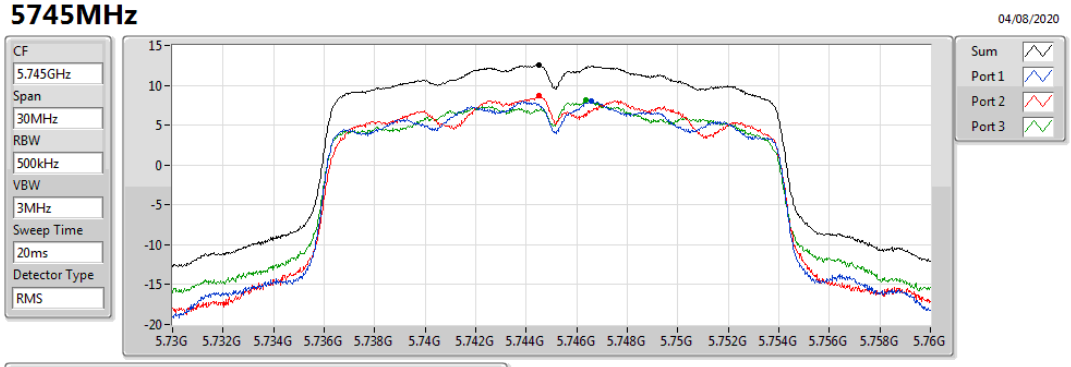

Sum	PD	Port 1	Port 2	Port 3
(dBm/RBW)	(dBm/RBW)	(dBm/RBW)	(dBm/RBW)	(dBm/RBW)
12.57	12.57	8.00	8.75	8.18

802.11ac VHT20_Nss1,(MCS0)_3TX PSD

5785MHz

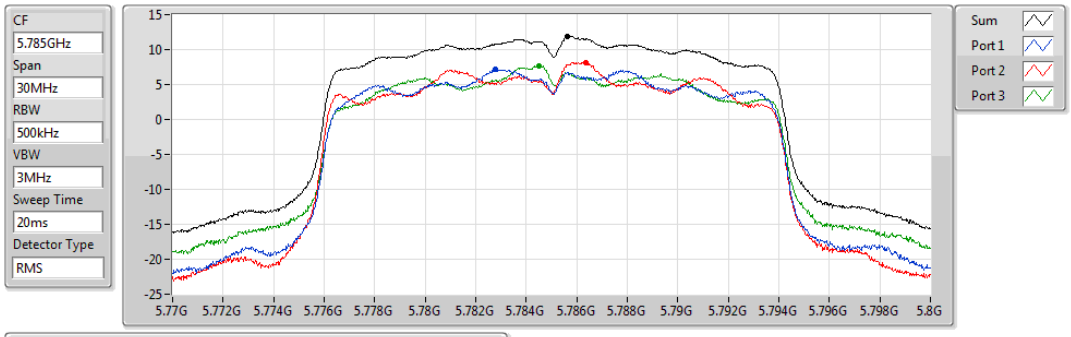

Sum	PD	Port 1	Port 2	Port 3
(dBm/RBW)	(dBm/RBW)	(dBm/RBW)	(dBm/RBW)	(dBm/RBW)
11.88	11.88	7.17	8.16	7.62

802.11ac VHT20_Nss1,(MCS0)_3TX PSD

5825MHz

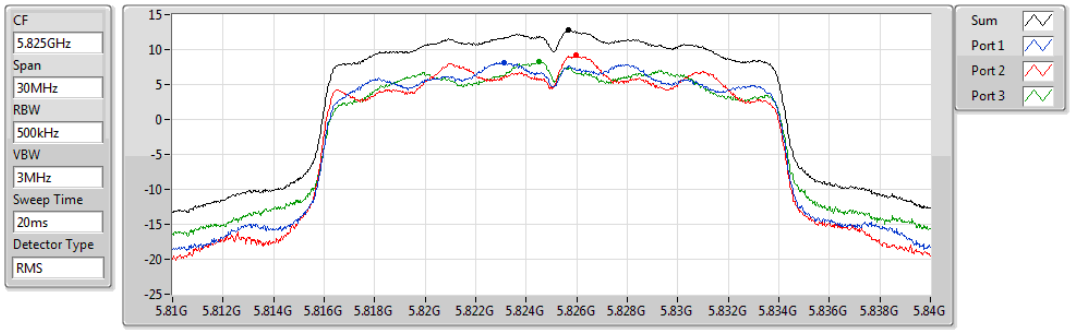

Sum	PD	Port 1	Port 2	Port 3
(dBm/RBW)	(dBm/RBW)	(dBm/RBW)	(dBm/RBW)	(dBm/RBW)
12.78	12.78	8.06	9.15	8.33

802.11ac VHT40_Nss1,(MCS0)_3TX PSD

5190MHz

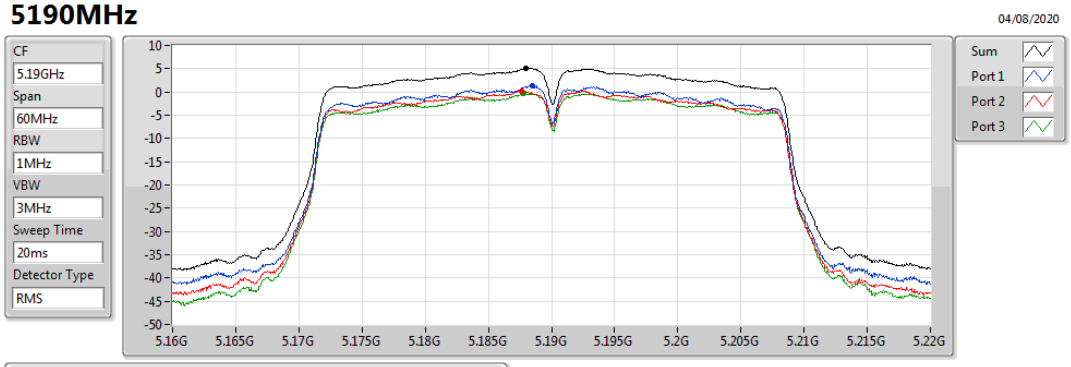

Sum	PD	Port 1	Port 2	Port 3
(dBm/RBW)	(dBm/RBW)	(dBm/RBW)	(dBm/RBW)	(dBm/RBW)
5.05	5.05	1.35	0.24	-0.41

802.11ac VHT40_Nss1,(MCS0)_3TX PSD

5230MHz

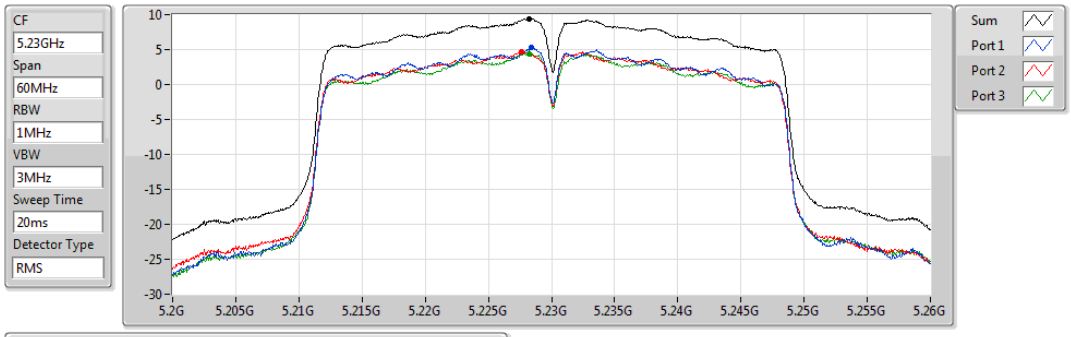

Sum	PD	Port 1	Port 2	Port 3
(dBm/RBW)	(dBm/RBW)	(dBm/RBW)	(dBm/RBW)	(dBm/RBW)
9.41	9.41	5.26	4.66	4.45

802.11ac VHT40_Nss1,(MCS0)_3TX PSD

5270MHz

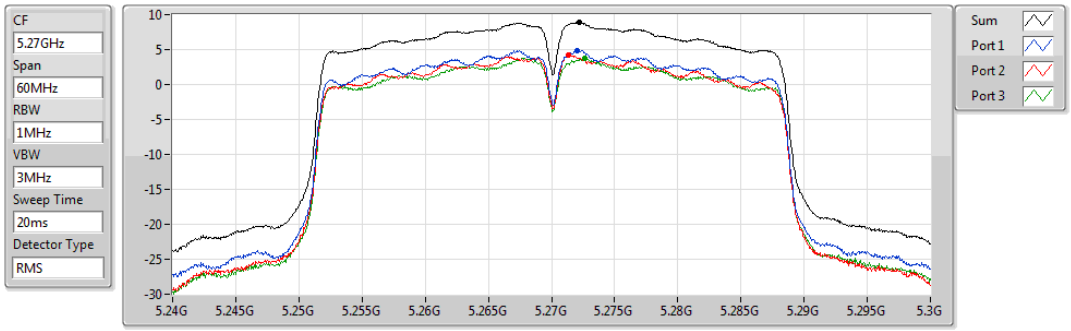

Sum	PD	Port 1	Port 2	Port 3
(dBm/RBW)	(dBm/RBW)	(dBm/RBW)	(dBm/RBW)	(dBm/RBW)
8.85	8.85	4.88	4.23	3.73

802.11ac VHT40_Nss1,(MCS0)_3TX PSD

5310MHz

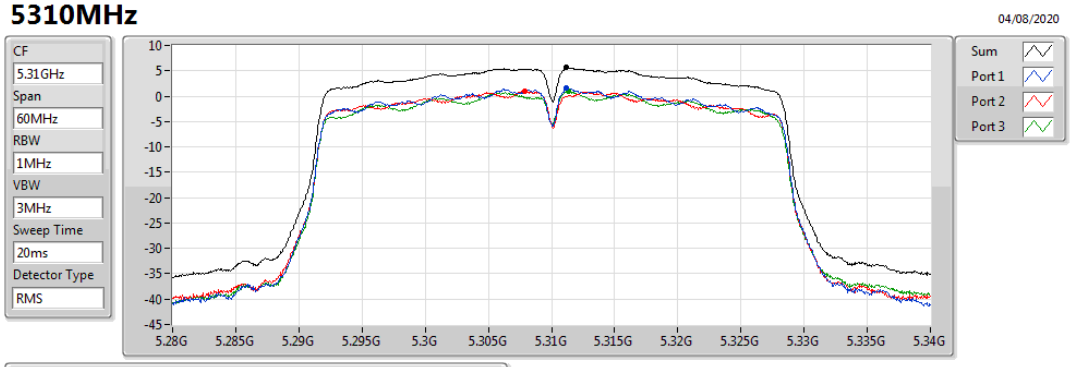

Sum	PD	Port 1	Port 2	Port 3
(dBm/RBW)	(dBm/RBW)	(dBm/RBW)	(dBm/RBW)	(dBm/RBW)
5.66	5.66	1.66	0.93	0.97

802.11ac VHT40_Nss1,(MCS0)_3TX PSD

5510MHz

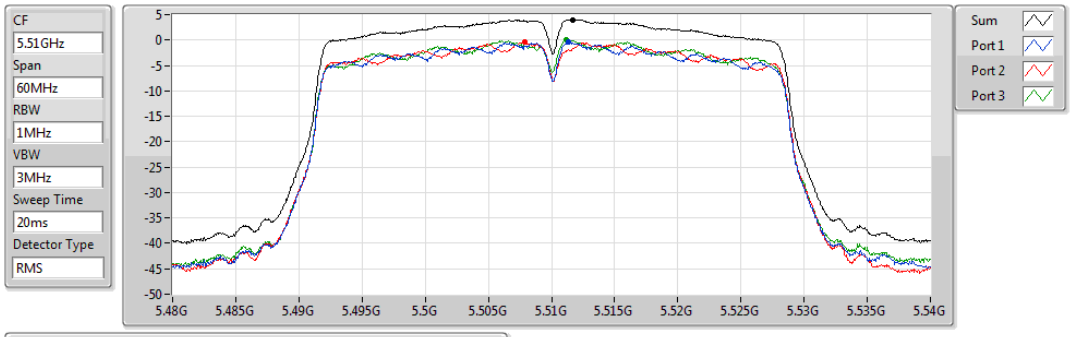

Sum	PD	Port 1	Port 2	Port 3
(dBm/RBW)	(dBm/RBW)	(dBm/RBW)	(dBm/RBW)	(dBm/RBW)
4.01	4.01	-0.38	-0.47	0.06

802.11ac VHT40_Nss1,(MCS0)_3TX PSD

5550MHz

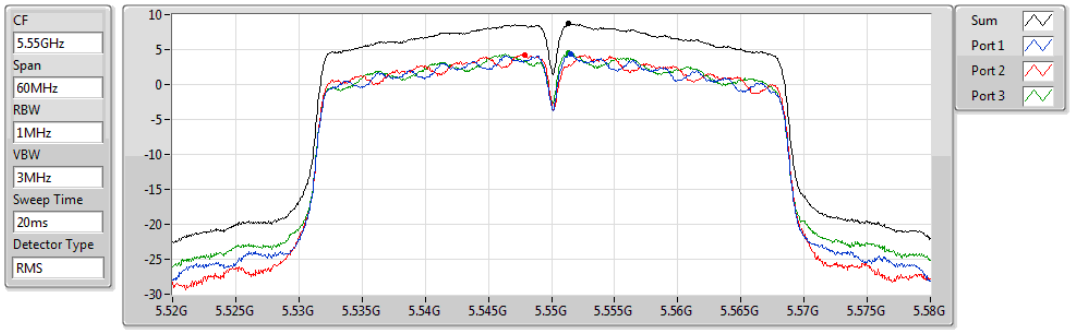

Sum	PD	Port 1	Port 2	Port 3
(dBm/RBW)	(dBm/RBW)	(dBm/RBW)	(dBm/RBW)	(dBm/RBW)
8.75	8.75	4.38	4.28	4.52

802.11ac VHT40_Nss1,(MCS0)_3TX PSD

5670MHz

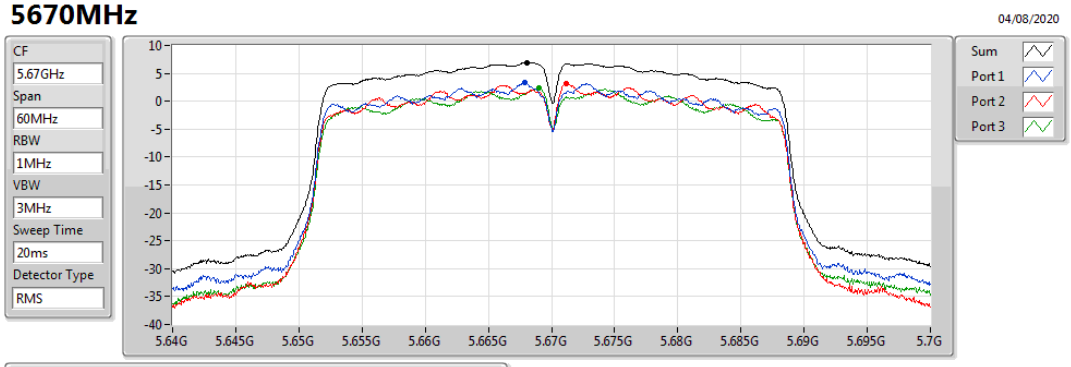

Sum	PD	Port 1	Port 2	Port 3
(dBm/RBW)	(dBm/RBW)	(dBm/RBW)	(dBm/RBW)	(dBm/RBW)
6.97	6.97	3.35	3.19	2.44

802.11ac VHT40_Nss1,(MCS0)_3TX PSD

5755MHz

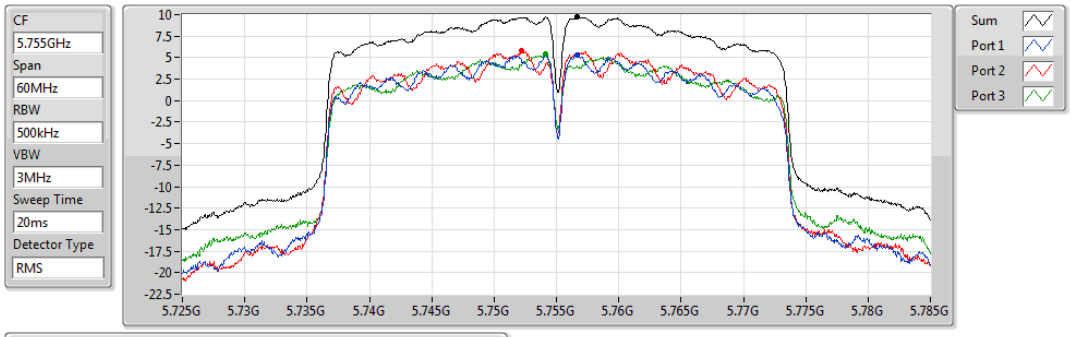

Sum	PD	Port 1	Port 2	Port 3
(dBm/RBW)	(dBm/RBW)	(dBm/RBW)	(dBm/RBW)	(dBm/RBW)
9.74	9.74	5.29	5.79	5.43

802.11ac VHT40_Nss1,(MCS0)_3TX PSD

5795MHz

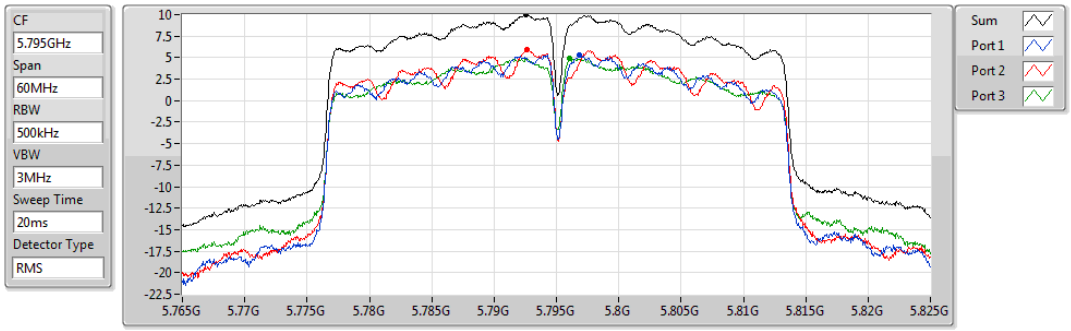

Sum	PD	Port 1	Port 2	Port 3
(dBm/RBW)	(dBm/RBW)	(dBm/RBW)	(dBm/RBW)	(dBm/RBW)
9.98	9.98	5.33	5.88	4.89

802.11ac VHT80_Nss1,(MCS0)_3TX PSD

5210MHz

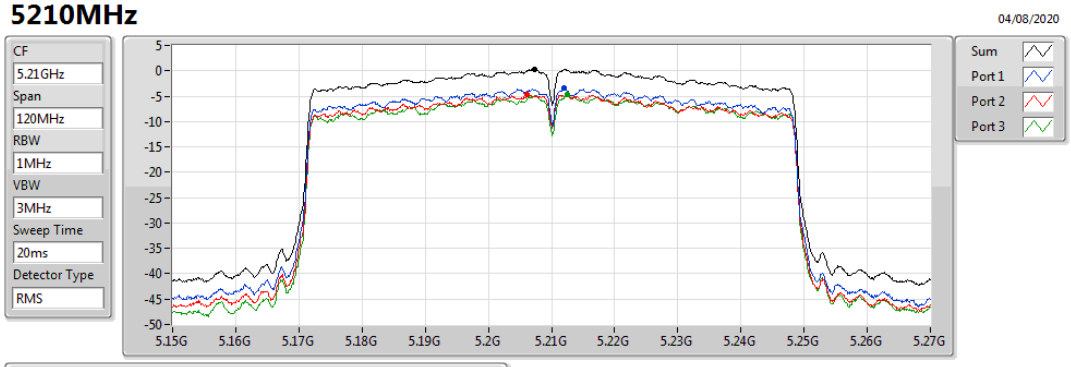

Sum	PD	Port 1	Port 2	Port 3
(dBm/RBW)	(dBm/RBW)	(dBm/RBW)	(dBm/RBW)	(dBm/RBW)
0.27	0.27	-3.43	-4.65	-4.76

802.11ac VHT80_Nss1,(MCS0)_3TX PSD

5290MHz

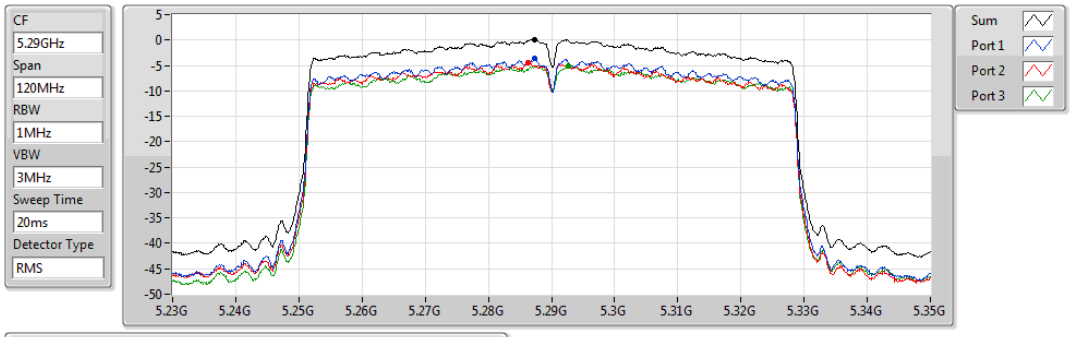

Sum	PD	Port 1	Port 2	Port 3
(dBm/RBW)	(dBm/RBW)	(dBm/RBW)	(dBm/RBW)	(dBm/RBW)
0.15	0.15	-3.70	-4.44	-5.08

802.11ac VHT80_Nss1,(MCS0)_3TX PSD

5530MHz

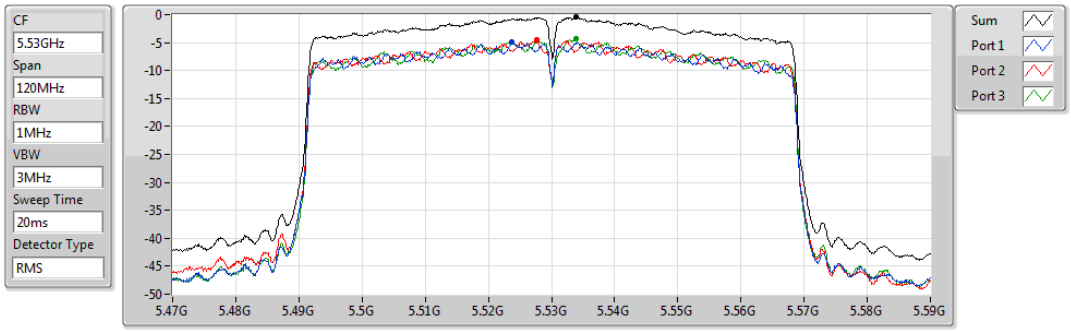

Sum	PD	Port 1	Port 2	Port 3
(dBm/RBW)	(dBm/RBW)	(dBm/RBW)	(dBm/RBW)	(dBm/RBW)
-0.45	-0.45	-4.95	-4.54	-4.31

802.11ac VHT80_Nss1,(MCS0)_3TX PSD

5610MHz

22/10/2020

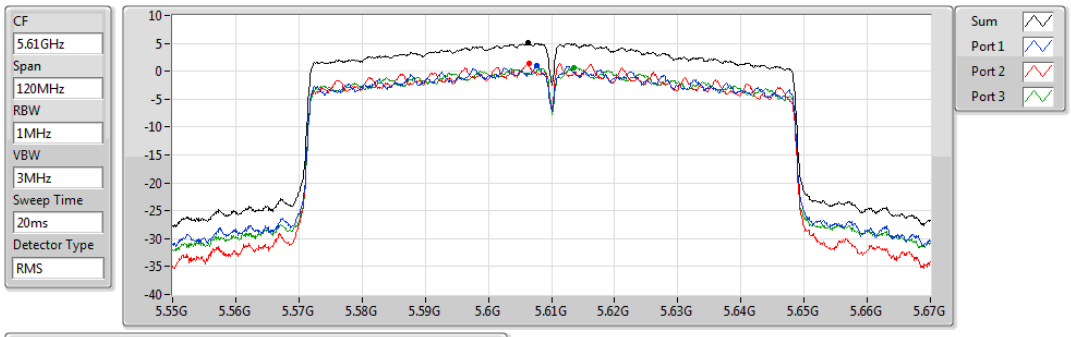

Sum	PD	Port 1	Port 2	Port 3
(dBm/RBW)	(dBm/RBW)	(dBm/RBW)	(dBm/RBW)	(dBm/RBW)
5.03	5.03	1.00	1.44	0.71

802.11ac VHT80_Nss1,(MCS0)_3TX PSD

5775MHz

04/08/2020

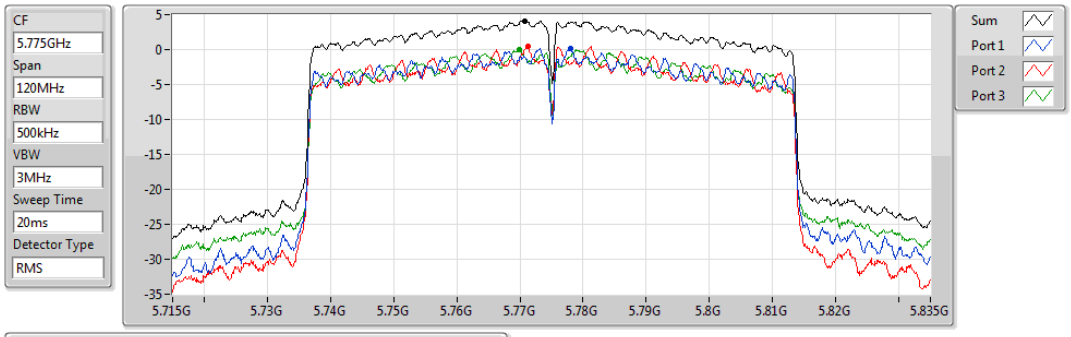

Sum	PD	Port 1	Port 2	Port 3
(dBm/RBW)	(dBm/RBW)	(dBm/RBW)	(dBm/RBW)	(dBm/RBW)
4.09	4.09	0.09	0.49	-0.06

Summary

Mode	Result	Type	Freq (Hz)	Level (dBuV/m)	Limit (dBuV/m)	Margin (dB)	Condition
Mode 2	Pass	QP	110.51M	40.48	43.50	-3.02	Vertical

Test Mode: Mode 2

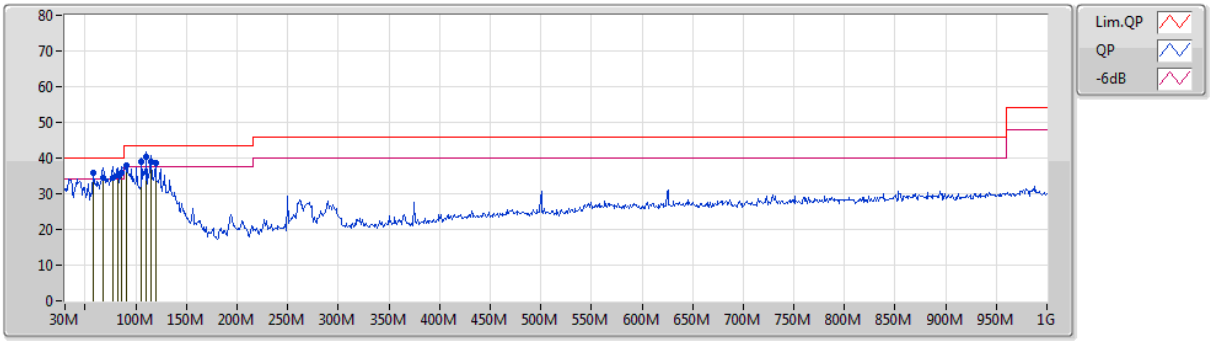

Type	Freq	Level	Limit	Margin	Factor	Dist	Condition	Azimuth	Height	Comment	Raw	AF	CL	PA
	(Hz)	(dBuV/m)	(dBuV/m)	(dB)	(dB)	(m)		(°)	(m)		(dBuV/m)	(dB/m)	(dB)	(dB)
PK	58.13M	36.00	40.00	-4.00	-17.83	3	Vertical	360	1.00	-	53.83	12.80	1.16	31.79
QP	67.83M	34.41	40.00	-5.59	-18.11	3	Vertical	182	1.00	-	52.52	12.43	1.26	31.80
QP	77.53M	34.48	40.00	-5.52	-17.76	3	Vertical	182	1.00	-	52.24	12.64	1.35	31.75
QP	82.38M	35.26	40.00	-4.74	-17.18	3	Vertical	165	1.00	-	52.44	13.18	1.40	31.76
QP	86.26M	35.69	40.00	-4.31	-16.49	3	Vertical	194	1.50	-	52.18	13.91	1.40	31.80
PK	91.11M	37.94	43.50	-5.56	-15.32	3	Vertical	98	1.50	-	53.26	15.12	1.42	31.86
QP	105.66M	39.11	43.50	-4.39	-12.92	3	Vertical	89	1.50	-	52.03	17.35	1.56	31.83
QP	110.51M	40.48	43.50	-3.02	-12.27	3	Vertical	200	1.00	"Worst"	52.75	17.90	1.61	31.78
QP	114.39M	38.94	43.50	-4.56	-12.11	3	Vertical	355	1.00	-	51.05	17.98	1.65	31.74
PK	119.24M	38.60	43.50	-4.90	-11.93	3	Vertical	227	1.00	-	50.53	18.08	1.69	31.70

27/07/2020

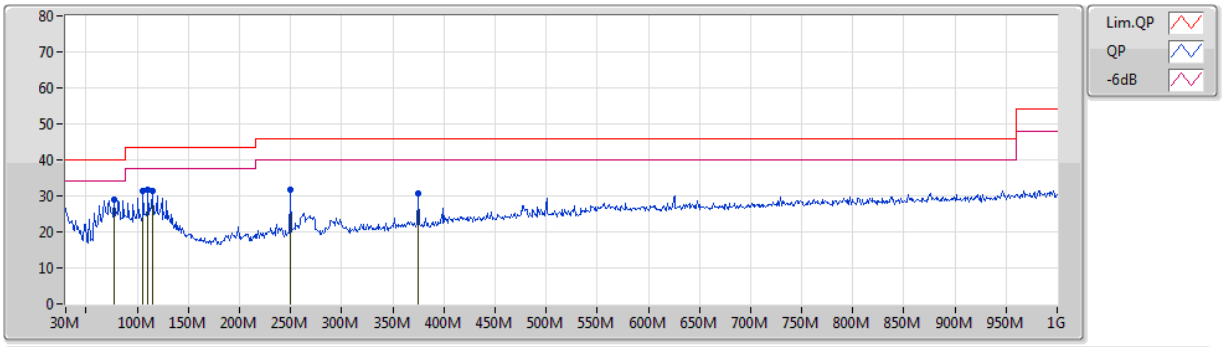

Type	Freq	Level	Limit	Margin	Factor	Dist	Condition	Azimuth	Height	Comment	Raw	AF	CL	PA
	(Hz)	(dBuV/m)	(dBuV/m)	(dB)	(dB)	(m)		(°)	(m)		(dBuV/m)	(dB/m)	(dB)	(dB)
PK	77.53M	28.88	40.00	-11.12	-17.76	3	Horizontal	11	1.50	"Worst"	46.64	12.64	1.35	31.75
PK	105.66M	31.52	43.50	-11.98	-12.92	3	Horizontal	4	2.00	-	44.44	17.35	1.56	31.83
PK	110.51M	31.66	43.50	-11.84	-12.27	3	Horizontal	193	1.50	-	43.93	17.90	1.61	31.78
PK	114.39M	31.30	43.50	-12.20	-12.11	3	Horizontal	237	1.50	-	43.41	17.98	1.65	31.74
PK	250.19M	31.61	46.00	-14.39	-11.98	3	Horizontal	0	1.50	-	43.59	17.77	2.20	31.95
PK	375.32M	30.61	46.00	-15.39	-9.09	3	Horizontal	0	1.00	-	39.70	20.23	2.75	32.07

Summary

Mode	Result	Type	Freq (Hz)	Level (dBuV/m)	Limit (dBuV/m)	Margin (dB)	Condition
Mode 2	Pass	QP	50.37M	34.40	40.00	-5.60	Vertical

Test Mode: Mode 2

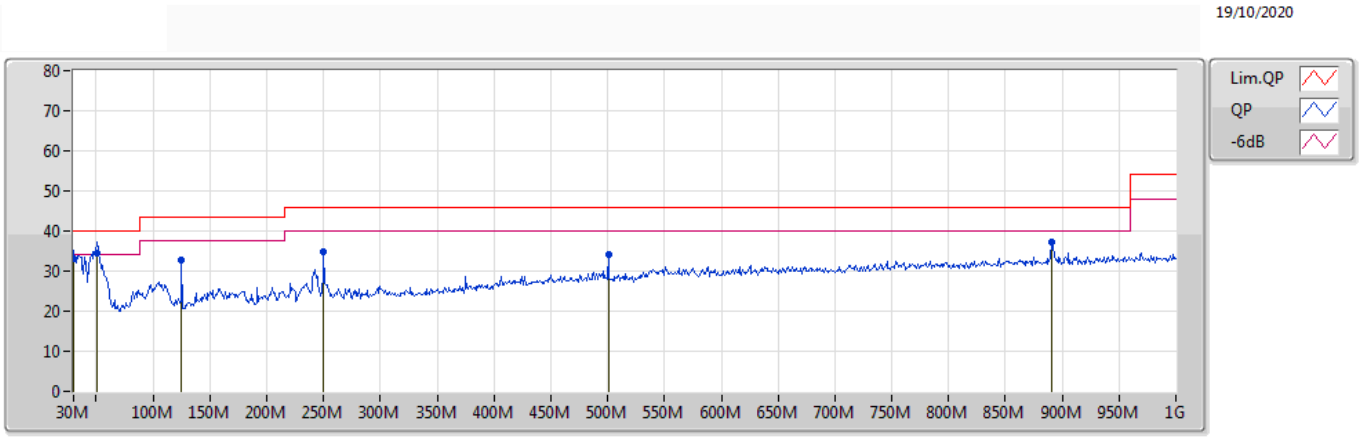

Type	Freq	Level	Limit	Margin	Factor	Dist	Condition	Azimuth	Height	Comment	Raw	AF	CL	PA
	(Hz)	(dBuV/m)	(dBuV/m)	(dB)	(dB)	(m)		(°)	(m)		(dBuV/m)	(dB/m)	(dB)	(dB)
QP	30M	33.12	40.00	-6.88	-3.67	3	Vertical	12	3.00	-	36.79	24.57	0.20	28.44
QP	50.37M	34.40	40.00	-5.60	-14.07	3	Vertical	14	1.25	"Worst"	48.47	14.20	0.40	28.67
PK	125.06M	32.64	43.50	-10.86	-9.49	3	Vertical	145	1.00	-	42.13	17.91	0.95	28.35
PK	250.19M	34.95	46.00	-11.05	-7.96	3	Vertical	41	1.00	-	42.91	18.46	1.50	27.92
PK	500.45M	34.10	46.00	-11.90	-3.21	3	Vertical	96	1.25	-	37.31	23.53	2.50	29.24
PK	890.39M	37.09	46.00	-8.91	1.13	3	Vertical	5	1.25	-	35.96	26.46	3.48	28.81

19/10/2020

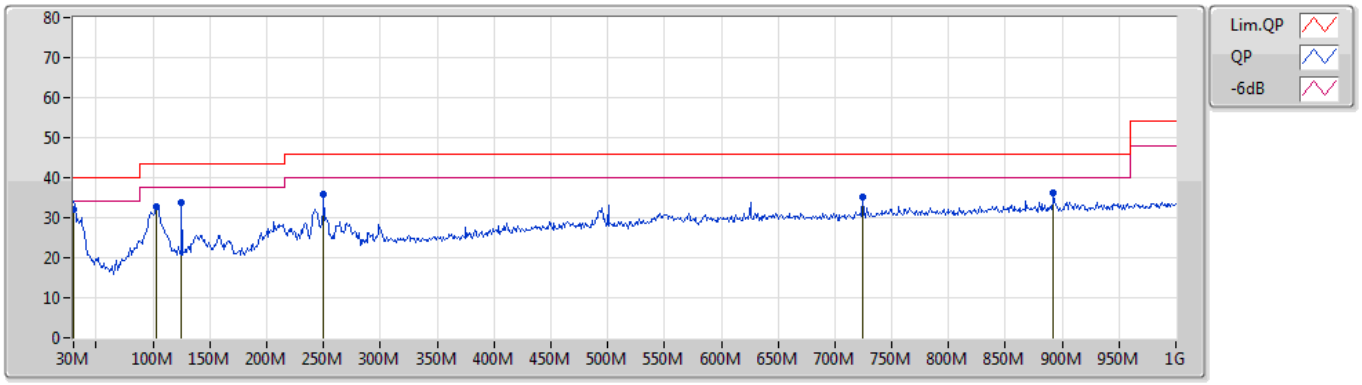

Type	Freq	Level	Limit	Margin	Factor	Dist	Condition	Azimuth	Height	Comment	Raw	AF	CL	PA
	(Hz)	(dBuV/m)	(dBuV/m)	(dB)	(dB)	(m)		(°)	(m)		(dBuV/m)	(dB/m)	(dB)	(dB)
QP	30M	32.21	40.00	-7.79	-3.67	3	Horizontal	301	3.00	"Worst"	35.88	24.57	0.20	28.44
PK	102.75M	32.61	43.50	-10.89	-10.74	3	Horizontal	245	3.00	-	43.35	17.06	0.73	28.53
PK	125.06M	33.77	43.50	-9.73	-9.49	3	Horizontal	253	3.00	-	43.26	17.91	0.95	28.35
PK	250.19M	35.95	46.00	-10.05	-7.96	3	Horizontal	115	1.25	-	43.91	18.46	1.50	27.92
PK	724.52M	35.23	46.00	-10.77	-0.70	3	Horizontal	303	1.00	-	35.93	25.49	3.10	29.29
PK	892.33M	36.32	46.00	-9.68	1.11	3	Horizontal	238	1.50	-	35.21	26.43	3.48	28.80

Summary

Mode	Result	Type	Freq (Hz)	Level (dBuV/m)	Limit (dBuV/m)	Margin (dB)	Condition
Mode 1	Pass	AV	1.95338G	36.51	54.00	-17.49	Vertical

Test Mode: Mode 1

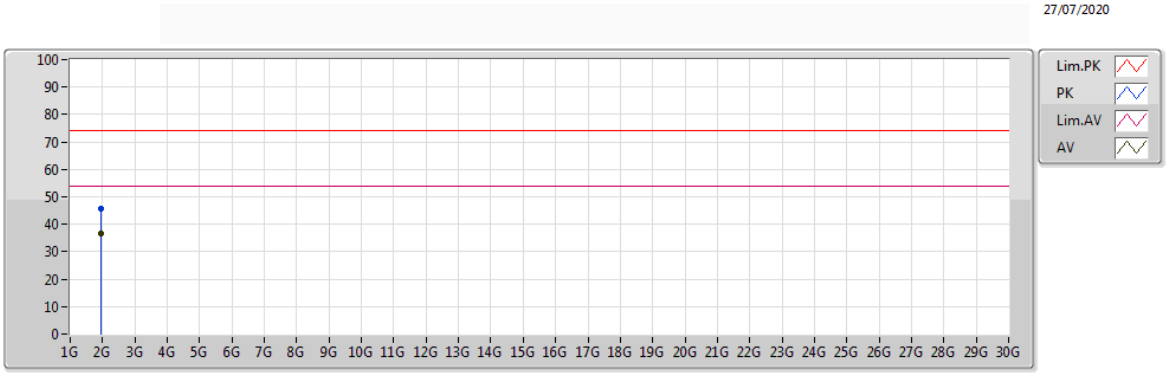

Type	Freq	Level	Limit	Margin	Factor	Dist	Condition	Azimuth	Height	Comment	Raw	AF	CL	PA
	(Hz)	(dBuV/m)	(dBuV/m)	(dB)	(dB)	(m)		(°)	(m)		(dBuV)	(dB)	(dB)	(dB)
PK	1.95366G	45.52	74.00	-28.48	-6.78	3	Vertical	325	1.00	-	52.30	25.77	3.85	36.40
AV	1.95338G	36.51	54.00	-17.49	-6.78	3	Vertical	325	1.00	"Worst"	43.29	25.77	3.85	36.40

27/07/2020

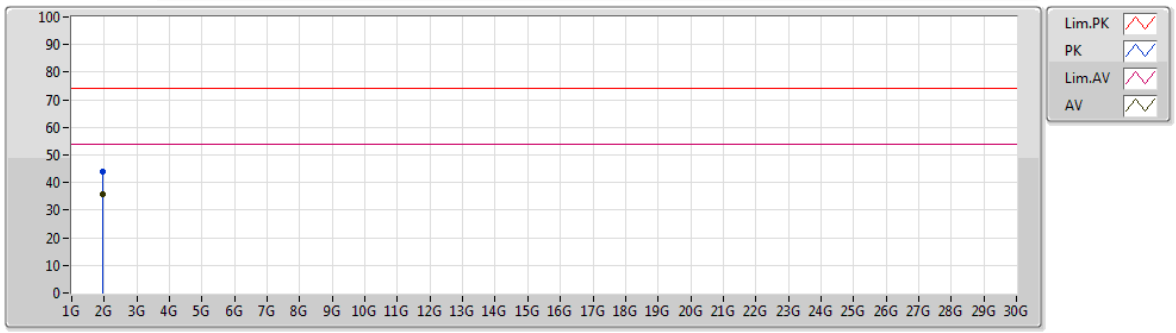

Type	Freq	Level	Limit	Margin	Factor	Dist	Condition	Azimuth	Height	Comment	Raw	AF	CL	PA
	(Hz)	(dBuV/m)	(dBuV/m)	(dB)	(dB)	(m)		(°)	(m)		(dBuV)	(dB)	(dB)	(dB)
PK	1.95387G	43.80	74.00	-30.20	-6.78	3	Horizontal	183	1.25	-	50.58	25.77	3.85	36.40
AV	1.95347G	35.78	54.00	-18.22	-6.78	3	Horizontal	183	1.25	"Worst"	42.56	25.77	3.85	36.40

Summary

Mode	Result	Type	Freq (Hz)	Level (dBuV/m)	Limit (dBuV/m)	Margin (dB)	Dist (m)	Condition	Azimuth (°)	Height (m)	Comments
5.15-5.25GHz	-	-	-	-	-	-	-	-	-	-	-
802.11a_Nss1,(6Mbps)_3TX	Pass	AV	15.7269G	53.98	54.00	-0.02	3	Vertical	218	1.85	-

802.11a_Nss1,(6Mbps)_3TX

5180MHz_TX

01/08/2020

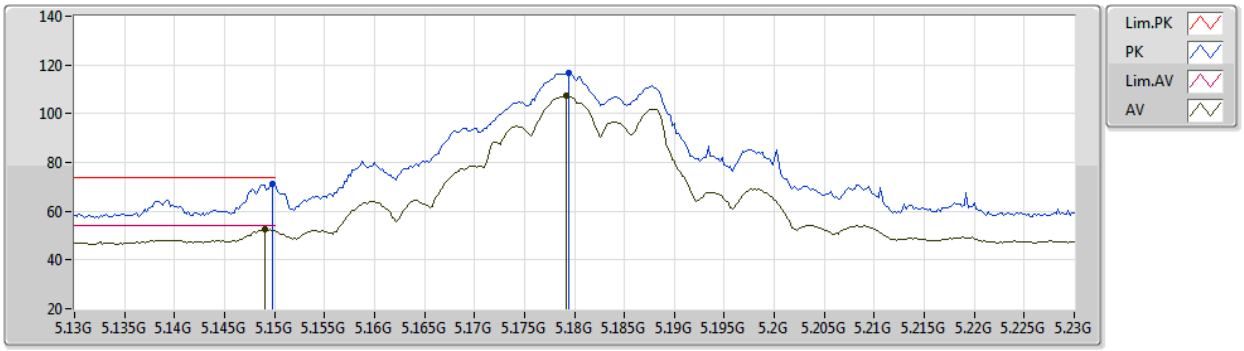

EUT Y_3TX
Setting 34
04-E-K-3-10

Type	Freq	Level	Limit	Margin	Raw	Dist	Condition	Azimuth	Height	Comment	AF	CL	PA
	(Hz)	(dBuV/m)	(dBuV/m)	(dB)	(dBuV)	(m)		(°)	(m)		(dB)	(dB)	(dB)
PK	5.1498G	71.03	74.00	-2.97	65.68	3	Vertical	176	1.70	-	33.05	5.10	32.80
AV	5.149G	52.78	54.00	-1.22	47.43	3	Vertical	176	1.70	-	33.05	5.10	32.80
PK	5.1794G	116.93	Inf	-Inf	111.52	3	Vertical	176	1.70	-	33.08	5.12	32.79
AV	5.1792G	107.55	Inf	-Inf	102.14	3	Vertical	176	1.70	-	33.08	5.12	32.79

802.11a_Nss1,(6Mbps)_3TX

5180MHz_TX

01/08/2020

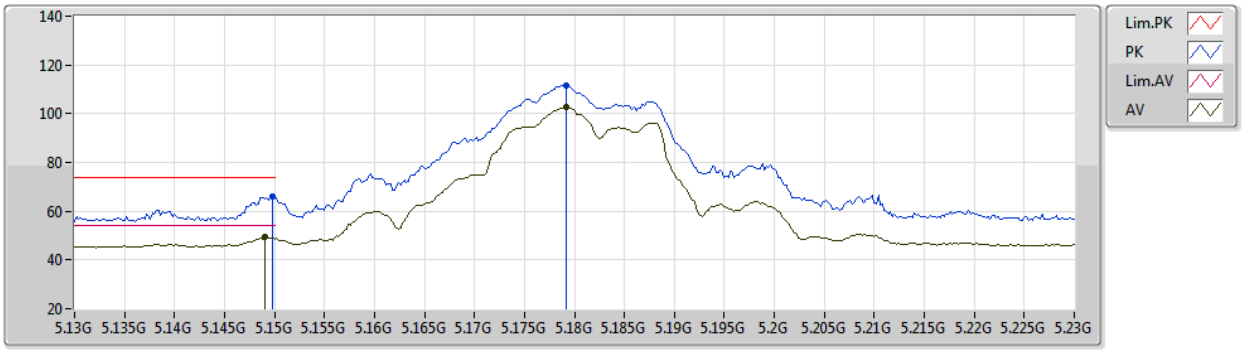

EUT Y_3TX
Setting 34
04-E-K-3-10

Type	Freq	Level	Limit	Margin	Raw	Dist	Condition	Azimuth	Height	Comment	AF	CL	PA
	(Hz)	(dBuV/m)	(dBuV/m)	(dB)	(dBuV)	(m)		(°)	(m)		(dB)	(dB)	(dB)
PK	5.1498G	66.09	74.00	-7.91	60.74	3	Horizontal	193	2.35	-	33.05	5.10	32.80
AV	5.149G	49.53	54.00	-4.47	44.18	3	Horizontal	193	2.35	-	33.05	5.10	32.80
PK	5.1792G	111.68	Inf	-Inf	106.27	3	Horizontal	193	2.35	-	33.08	5.12	32.79
AV	5.1792G	102.82	Inf	-Inf	97.41	3	Horizontal	193	2.35	-	33.08	5.12	32.79

802.11a_Nss1,(6Mbps)_3TX

5180MHz_TX

01/08/2020

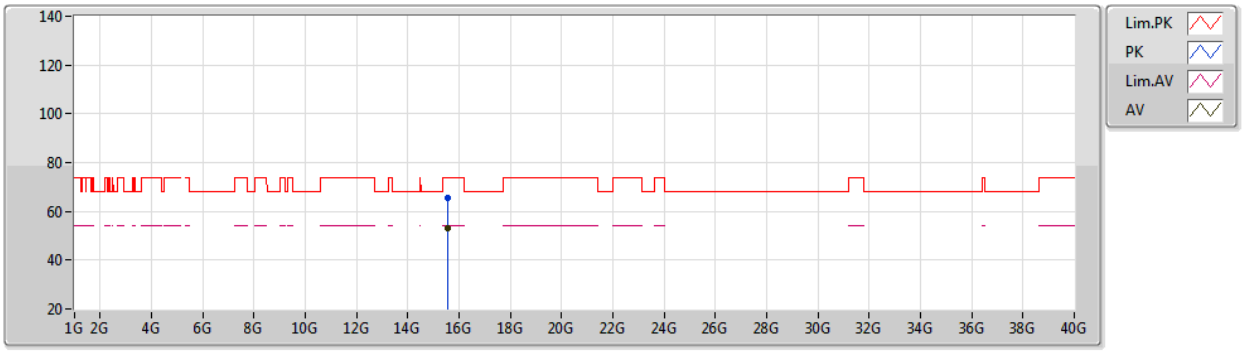

EUT Z_3TX
Setting 34
04-E-K-3

Type	Freq	Level	Limit	Margin	Raw	Dist	Condition	Azimuth	Height	Comment	AF	CL	PA
	(Hz)	(dBuV/m)	(dBuV/m)	(dB)	(dBuV)	(m)		(°)	(m)		(dB)	(dB)	(dB)
PK	15.5382G	65.58	74.00	-8.42	51.36	3	Vertical	214	2.12	-	39.11	9.37	34.26
AV	15.5388G	52.99	54.00	-1.01	38.77	3	Vertical	214	2.12	-	39.11	9.37	34.26

802.11a_Nss1,(6Mbps)_3TX

5180MHz_TX

01/08/2020

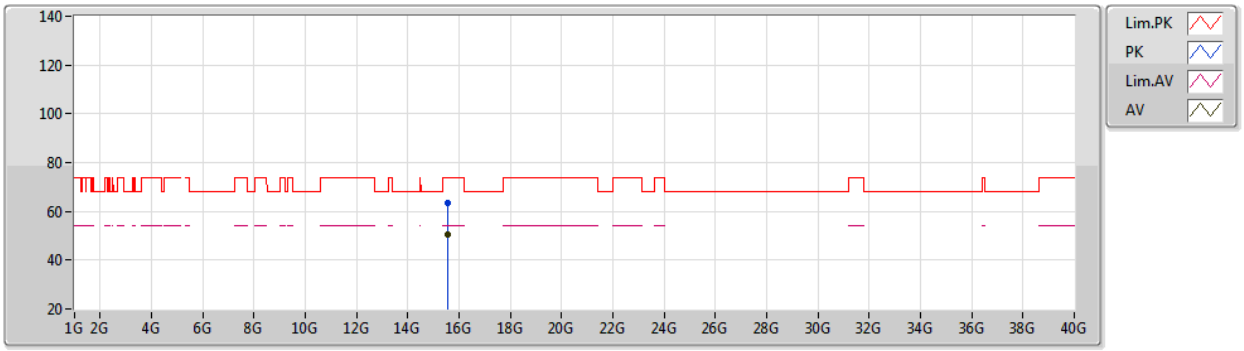

EUT Z_3TX
Setting 34
04-E-K-3

Type	Freq	Level	Limit	Margin	Raw	Dist	Condition	Azimuth	Height	Comment	AF	CL	PA
	(Hz)	(dBuV/m)	(dBuV/m)	(dB)	(dBuV)	(m)		(°)	(m)		(dB)	(dB)	(dB)
PK	15.5388G	63.22	74.00	-10.78	49.00	3	Horizontal	209	2.30	-	39.11	9.37	34.26
AV	15.5384G	50.51	54.00	-3.49	36.29	3	Horizontal	209	2.30	-	39.11	9.37	34.26

802.11a_Nss1,(6Mbps)_3TX

5200MHz_TX

01/08/2020

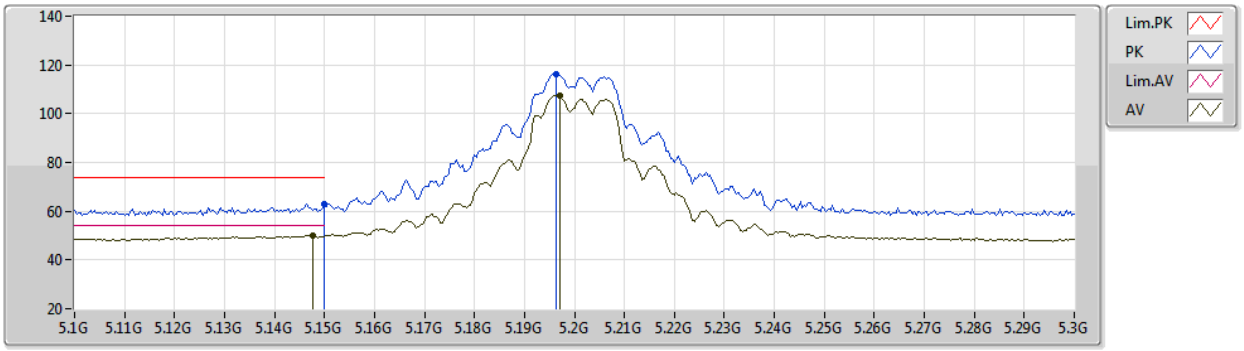

EUT Y_3TX
Setting 36
04-E-K-3-10

Type	Freq	Level	Limit	Margin	Raw	Dist	Condition	Azimuth	Height	Comment	AF	CL	PA
	(Hz)	(dBuV/m)	(dBuV/m)	(dB)	(dBuV)	(m)		(°)	(m)		(dB)	(dB)	(dB)
PK	5.15G	63.12	74.00	-10.88	57.76	3	Vertical	176	1.87	-	33.05	5.11	32.80
AV	5.1476G	49.85	54.00	-4.15	44.50	3	Vertical	176	1.87	-	33.05	5.10	32.80
PK	5.1964G	116.16	Inf	-Inf	110.71	3	Vertical	176	1.87	-	33.10	5.13	32.78
AV	5.1972G	107.33	Inf	-Inf	101.88	3	Vertical	176	1.87	-	33.10	5.13	32.78

802.11a_Nss1,(6Mbps)_3TX

5200MHz_TX

01/08/2020

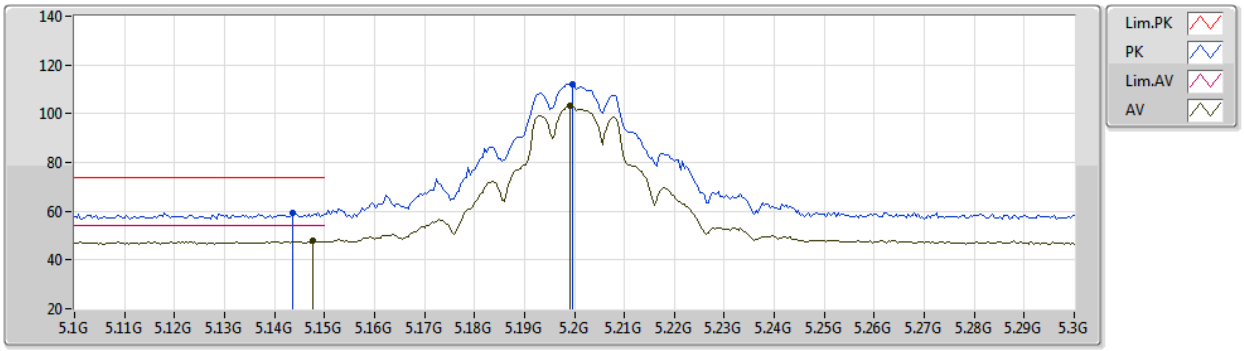

EUT Y_3TX
Setting 36
04-E-K-3-10

Type	Freq	Level	Limit	Margin	Raw	Dist	Condition	Azimuth	Height	Comment	AF	CL	PA
	(Hz)	(dBuV/m)	(dBuV/m)	(dB)	(dBuV)	(m)		(°)	(m)		(dB)	(dB)	(dB)
PK	5.1436G	59.33	74.00	-14.67	53.99	3	Horizontal	349	2.37	-	33.04	5.10	32.80
AV	5.1476G	47.83	54.00	-6.17	42.48	3	Horizontal	349	2.37	-	33.05	5.10	32.80
PK	5.1996G	112.31	Inf	-Inf	106.86	3	Horizontal	349	2.37	-	33.10	5.13	32.78
AV	5.1992G	103.50	Inf	-Inf	98.05	3	Horizontal	349	2.37	-	33.10	5.13	32.78

802.11a_Nss1,(6Mbps)_3TX

5200MHz_TX

01/08/2020

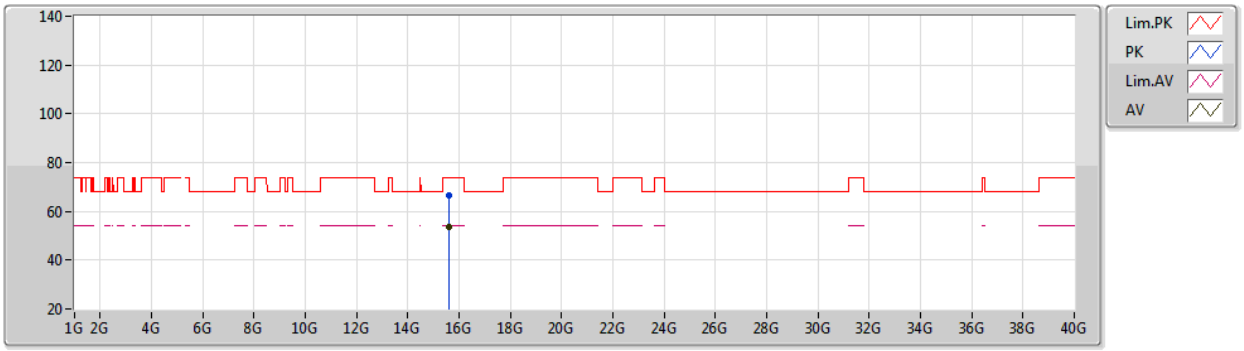

EUT Z_3TX
Setting 36
04-E-K-3

Type	Freq	Level	Limit	Margin	Raw	Dist	Condition	Azimuth	Height	Comment	AF	CL	PA
	(Hz)	(dBuV/m)	(dBuV/m)	(dB)	(dBuV)	(m)		(°)	(m)		(dB)	(dB)	(dB)
PK	15.5963G	66.38	74.00	-7.62	52.26	3	Vertical	216	2.13	-	39.04	9.38	34.30
AV	15.5975G	53.69	54.00	-0.31	39.57	3	Vertical	216	2.13	-	39.04	9.38	34.30

802.11a_Nss1,(6Mbps)_3TX

5200MHz_TX

01/08/2020

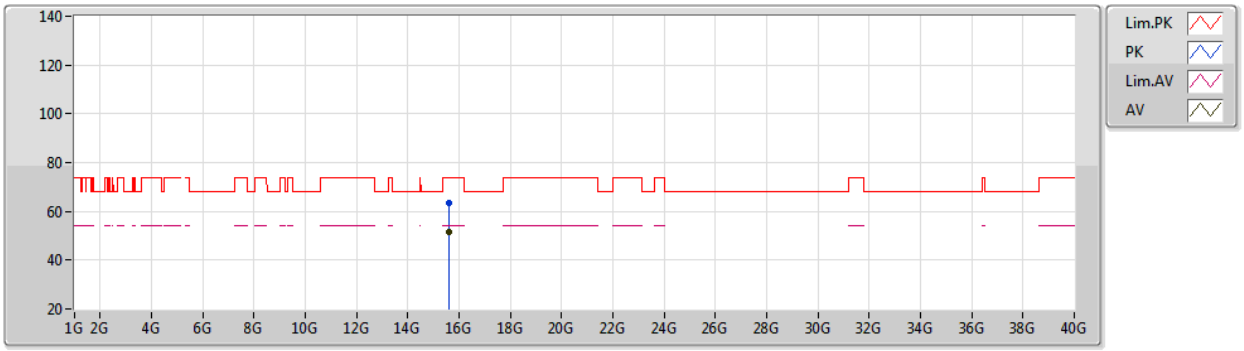

EUT Z_3TX
Setting 36
04-E-K-3

Type	Freq	Level	Limit	Margin	Raw	Dist	Condition	Azimuth	Height	Comment	AF	CL	PA
	(Hz)	(dBuV/m)	(dBuV/m)	(dB)	(dBuV)	(m)		(°)	(m)		(dB)	(dB)	(dB)
PK	15.5973G	63.34	74.00	-10.66	49.22	3	Horizontal	210	1.80	-	39.04	9.38	34.30
AV	15.5961G	51.49	54.00	-2.51	37.37	3	Horizontal	210	1.80	-	39.04	9.38	34.30

802.11a_Nss1,(6Mbps)_3TX

5240MHz_TX

01/08/2020

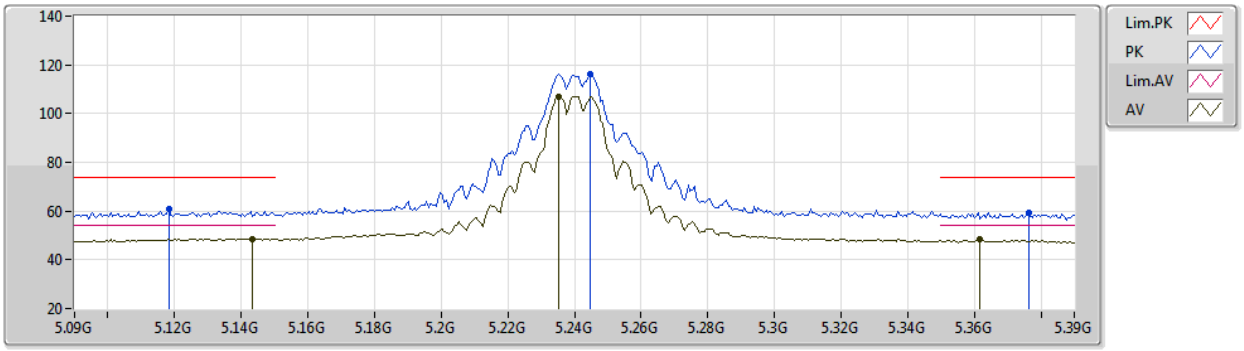

EUT Y_3TX
Setting 37
04-E-K-3-10

Type	Freq	Level	Limit	Margin	Raw	Dist	Condition	Azimuth	Height	Comment	AF	CL	PA
	(Hz)	(dBuV/m)	(dBuV/m)	(dB)	(dBuV)	(m)		(°)	(m)		(dB)	(dB)	(dB)
PK	5.1182G	60.62	74.00	-13.38	55.31	3	Vertical	194	1.97	-	33.02	5.09	32.80
AV	5.1434G	48.62	54.00	-5.38	43.28	3	Vertical	194	1.97	-	33.04	5.10	32.80
PK	5.2448G	116.42	Inf	-Inf	110.89	3	Vertical	194	1.97	-	33.14	5.15	32.76
AV	5.2352G	107.01	Inf	-Inf	101.49	3	Vertical	194	1.97	-	33.14	5.15	32.77
PK	5.3762G	59.54	74.00	-14.46	53.60	3	Vertical	194	1.97	-	33.43	5.22	32.71
AV	5.3618G	48.24	54.00	-5.76	42.36	3	Vertical	194	1.97	-	33.39	5.21	32.72

802.11a_Nss1,(6Mbps)_3TX

5240MHz_TX

01/08/2020

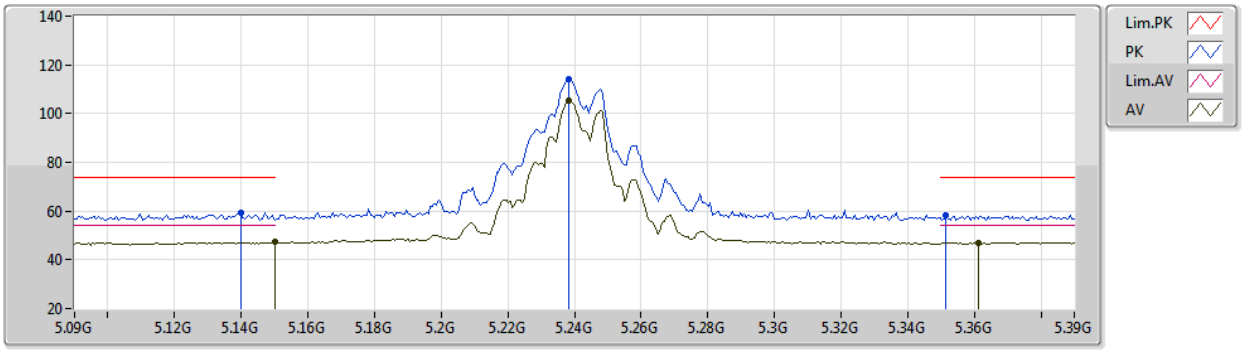

EUT Y_3TX
Setting 37
04-E-K-3-10

Type	Freq	Level	Limit	Margin	Raw	Dist	Condition	Azimuth	Height	Comment	AF	CL	PA
	(Hz)	(dBuV/m)	(dBuV/m)	(dB)	(dBuV)	(m)		(°)	(m)		(dB)	(dB)	(dB)
PK	5.1398G	59.45	74.00	-14.55	54.11	3	Horizontal	190	2.29	-	33.04	5.10	32.80
AV	5.15G	47.19	54.00	-6.81	41.83	3	Horizontal	190	2.29	-	33.05	5.11	32.80
PK	5.2382G	114.17	Inf	-Inf	108.64	3	Horizontal	190	2.29	-	33.14	5.15	32.76
AV	5.2382G	105.17	Inf	-Inf	99.64	3	Horizontal	190	2.29	-	33.14	5.15	32.76
PK	5.3516G	58.21	74.00	-15.79	52.37	3	Horizontal	190	2.29	-	33.35	5.21	32.72
AV	5.3612G	47.11	54.00	-6.89	41.24	3	Horizontal	190	2.29	-	33.38	5.21	32.72

802.11a_Nss1,(6Mbps)_3TX

5240MHz_TX

01/08/2020

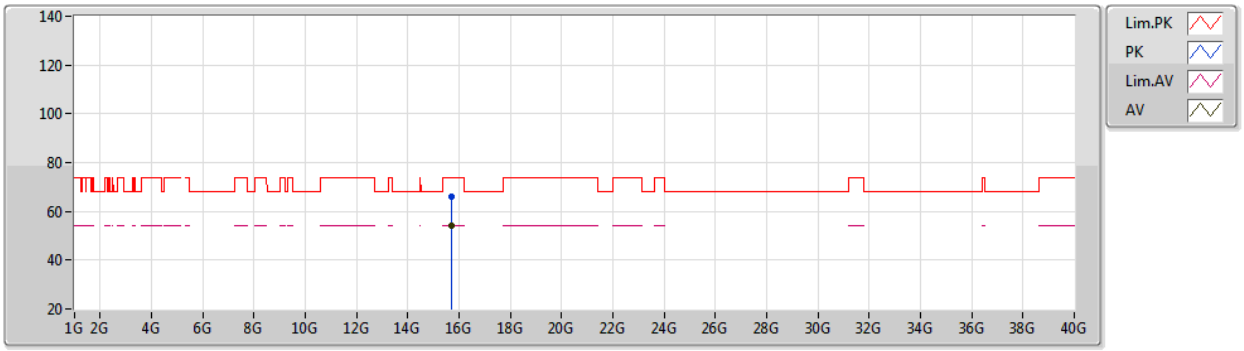

EUT Z_3TX
Setting 37
04-E-K-3

Type	Freq	Level	Limit	Margin	Raw	Dist	Condition	Azimuth	Height	Comment	AF	CL	PA
	(Hz)	(dBuV/m)	(dBuV/m)	(dB)	(dBuV)	(m)		(°)	(m)		(dB)	(dB)	(dB)
PK	15.7162G	65.90	74.00	-8.10	51.98	3	Vertical	218	1.85	-	38.91	9.39	34.38
AV	15.7269G	53.98	54.00	-0.02	40.08	3	Vertical	218	1.85	-	38.90	9.39	34.39

802.11a_Nss1,(6Mbps)_3TX

5240MHz_TX

01/08/2020

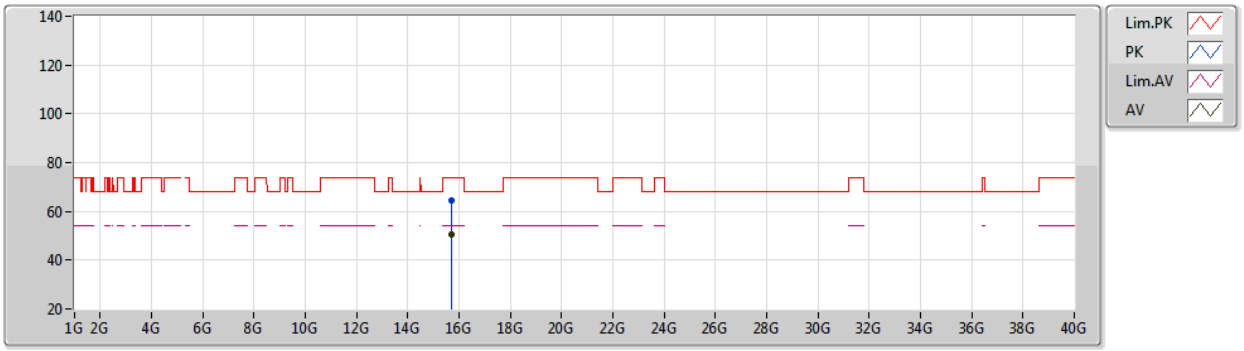

EUT Z_3TX
Setting 37
04-E-K-3

Type	Freq	Level	Limit	Margin	Raw	Dist	Condition	Azimuth	Height	Comment	AF	CL	PA
	(Hz)	(dBuV/m)	(dBuV/m)	(dB)	(dBuV)	(m)		(°)	(m)		(dB)	(dB)	(dB)
PK	15.7182G	64.52	74.00	-9.48	50.60	3	Horizontal	210	2.28	-	38.91	9.39	34.38
AV	15.7188G	50.69	54.00	-3.31	36.77	3	Horizontal	210	2.28	-	38.91	9.39	34.38

802.11a_Nss1,(6Mbps)_3TX

5260MHz_TX

01/08/2020

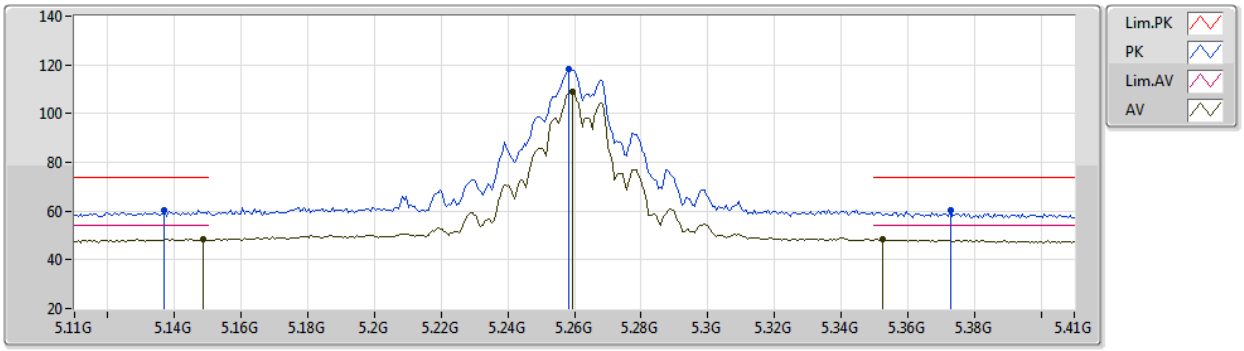

EUT Y_3TX
Setting 37
04-E-K-3-10

Type	Freq	Level	Limit	Margin	Raw	Dist	Condition	Azimuth	Height	Comment	AF	CL	PA
	(Hz)	(dBuV/m)	(dBuV/m)	(dB)	(dBuV)	(m)		(°)	(m)		(dB)	(dB)	(dB)
PK	5.137G	60.41	74.00	-13.59	55.07	3	Vertical	178	1.63	-	33.04	5.10	32.80
AV	5.1484G	48.50	54.00	-5.50	43.15	3	Vertical	178	1.63	-	33.05	5.10	32.80
PK	5.2582G	118.32	Inf	-Inf	112.76	3	Vertical	178	1.63	-	33.16	5.16	32.76
AV	5.2594G	109.17	Inf	-Inf	103.61	3	Vertical	178	1.63	-	33.16	5.16	32.76
PK	5.3728G	60.38	74.00	-13.62	54.45	3	Vertical	178	1.63	-	33.42	5.22	32.71
AV	5.3524G	48.27	54.00	-5.73	42.42	3	Vertical	178	1.63	-	33.36	5.21	32.72

802.11a_Nss1,(6Mbps)_3TX

5260MHz_TX

01/08/2020

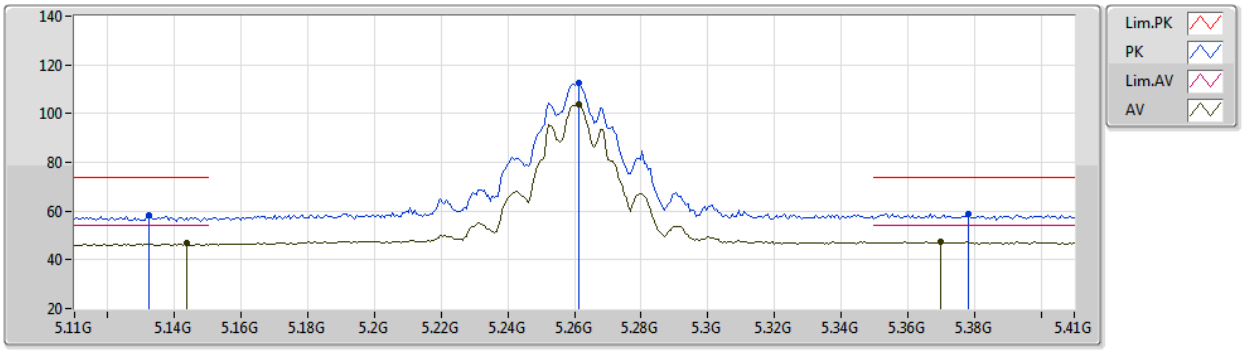

EUT Y_3TX
Setting 37
04-E-K-3-10

Type	Freq	Level	Limit	Margin	Raw	Dist	Condition	Azimuth	Height	Comment	AF	CL	PA
	(Hz)	(dBuV/m)	(dBuV/m)	(dB)	(dBuV)	(m)		(°)	(m)		(dB)	(dB)	(dB)
PK	5.1322G	58.51	74.00	-15.49	53.18	3	Horizontal	19	1.98	-	33.03	5.10	32.80
AV	5.1436G	46.80	54.00	-7.20	41.46	3	Horizontal	19	1.98	-	33.04	5.10	32.80
PK	5.2612G	112.81	Inf	-Inf	107.25	3	Horizontal	19	1.98	-	33.16	5.16	32.76
AV	5.2612G	103.66	Inf	-Inf	98.10	3	Horizontal	19	1.98	-	33.16	5.16	32.76
PK	5.3782G	58.79	74.00	-15.21	52.85	3	Horizontal	19	1.98	-	33.43	5.22	32.71
AV	5.3698G	47.36	54.00	-6.64	41.45	3	Horizontal	19	1.98	-	33.41	5.21	32.71

802.11a_Nss1,(6Mbps)_3TX

5260MHz_TX

01/08/2020

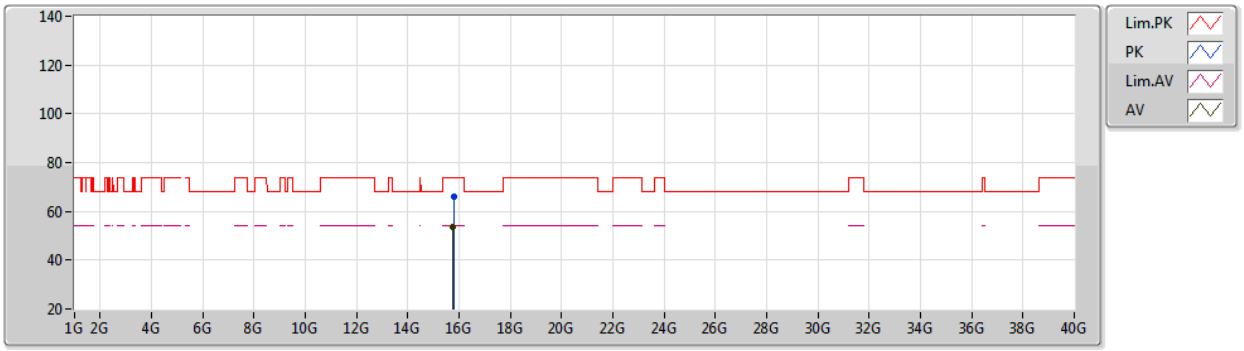

EUT Z_3TX
Setting 37
04-E-K-3

Type	Freq	Level	Limit	Margin	Raw	Dist	Condition	Azimuth	Height	Comment	AF	CL	PA
	(Hz)	(dBuV/m)	(dBuV/m)	(dB)	(dBuV)	(m)		(°)	(m)		(dB)	(dB)	(dB)
PK	15.7874G	66.01	74.00	-7.99	52.22	3	Vertical	219	1.85	-	38.83	9.39	34.43
AV	15.7771G	53.52	54.00	-0.48	39.70	3	Vertical	219	1.85	-	38.85	9.39	34.42

802.11a_Nss1,(6Mbps)_3TX

5260MHz_TX

01/08/2020

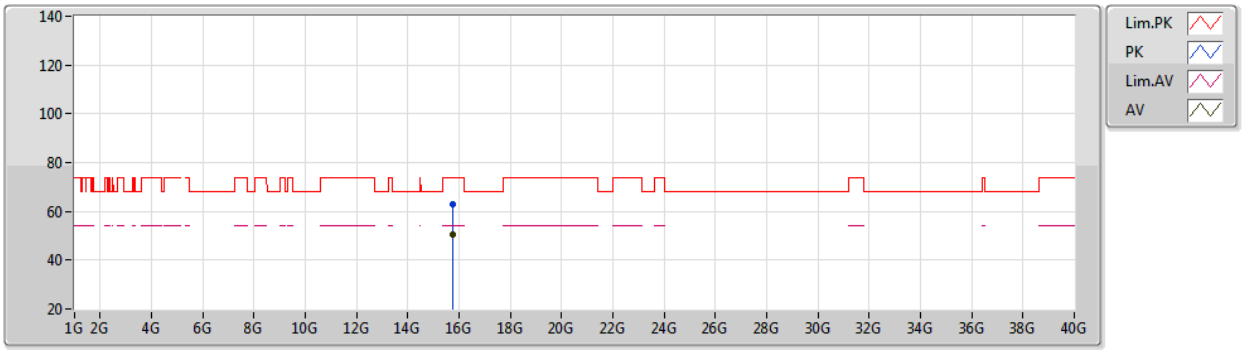

EUT Z_3TX
Setting 37
04-E-K-3

Type	Freq	Level	Limit	Margin	Raw	Dist	Condition	Azimuth	Height	Comment	AF	CL	PA
	(Hz)	(dBuV/m)	(dBuV/m)	(dB)	(dBuV)	(m)		(°)	(m)		(dB)	(dB)	(dB)
PK	15.7766G	63.12	74.00	-10.88	49.30	3	Horizontal	216	2.14	-	38.85	9.39	34.42
AV	15.7786G	50.37	54.00	-3.63	36.56	3	Horizontal	216	2.14	-	38.84	9.39	34.42

802.11a_Nss1,(6Mbps)_3TX

5300MHz_TX

01/08/2020

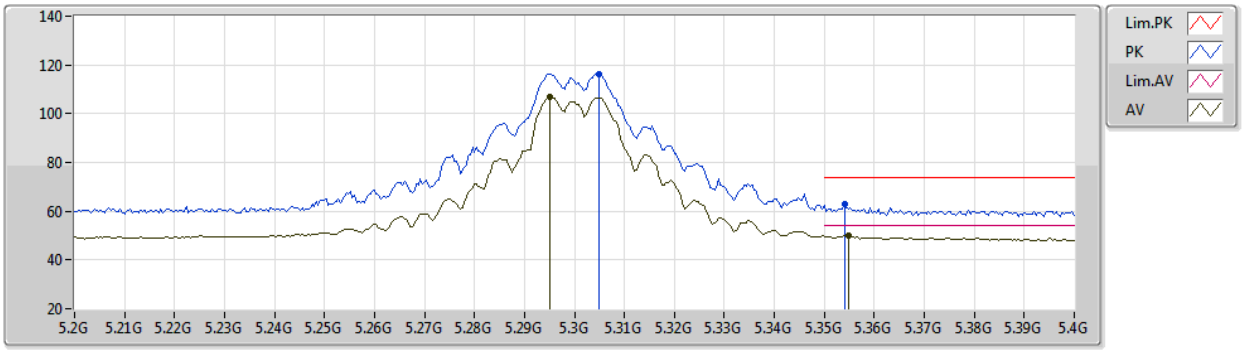

EUT Y_3TX
Setting 38
04-E-K-3-10

Type	Freq	Level	Limit	Margin	Raw	Dist	Condition	Azimuth	Height	Comment	AF	CL	PA
	(Hz)	(dBuV/m)	(dBuV/m)	(dB)	(dBuV)	(m)		(°)	(m)		(dB)	(dB)	(dB)
PK	5.3048G	116.40	Inf	-Inf	110.75	3	Vertical	198	2.10	-	33.21	5.18	32.74
AV	5.2952G	106.85	Inf	-Inf	101.21	3	Vertical	198	2.10	-	33.20	5.18	32.74
PK	5.354G	62.97	74.00	-11.03	57.12	3	Vertical	198	2.10	-	33.36	5.21	32.72
AV	5.3548G	50.03	54.00	-3.97	44.18	3	Vertical	198	2.10	-	33.36	5.21	32.72

802.11a_Nss1,(6Mbps)_3TX

5300MHz_TX

01/08/2020

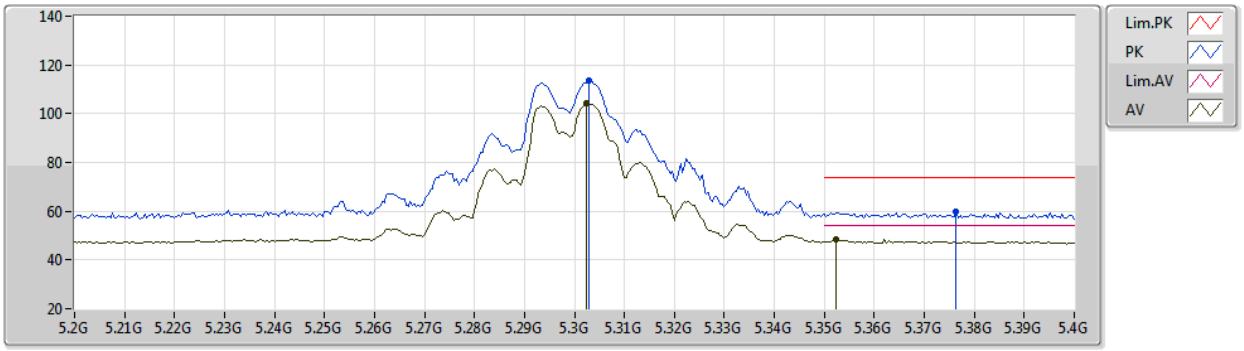

EUT Y_3TX
Setting 38
04-E-K-3-10

Type	Freq	Level	Limit	Margin	Raw	Dist	Condition	Azimuth	Height	Comment	AF	CL	PA
	(Hz)	(dBuV/m)	(dBuV/m)	(dB)	(dBuV)	(m)		(°)	(m)		(dB)	(dB)	(dB)
PK	5.3028G	113.43	Inf	-Inf	107.78	3	Horizontal	190	2.06	-	33.21	5.18	32.74
AV	5.3024G	104.10	Inf	-Inf	98.45	3	Horizontal	190	2.06	-	33.21	5.18	32.74
PK	5.3764G	59.65	74.00	-14.35	53.71	3	Horizontal	190	2.06	-	33.43	5.22	32.71
AV	5.3524G	48.49	54.00	-5.51	42.64	3	Horizontal	190	2.06	-	33.36	5.21	32.72

802.11a_Nss1,(6Mbps)_3TX

5300MHz_TX

01/08/2020

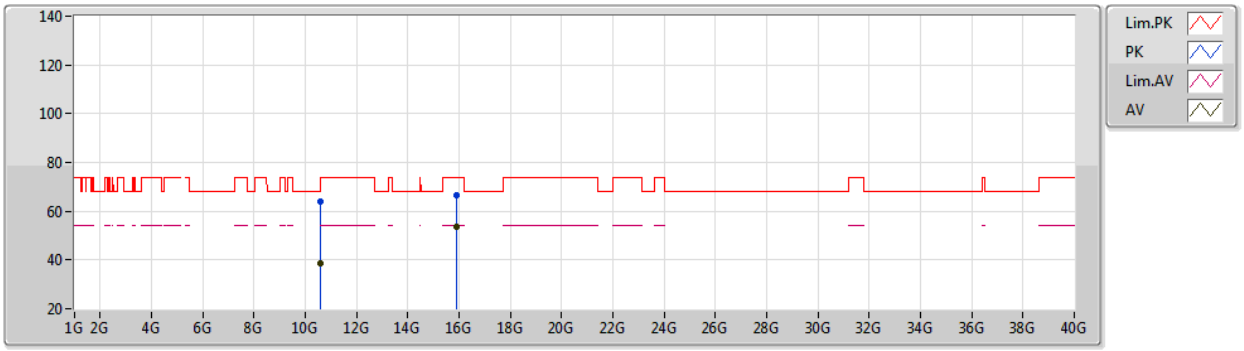

EUT Z_3TX
Setting 38
04-E-K-3

Type	Freq	Level	Limit	Margin	Raw	Dist	Condition	Azimuth	Height	Comment	AF	CL	PA
	(Hz)	(dBuV/m)	(dBuV/m)	(dB)	(dBuV)	(m)		(°)	(m)		(dB)	(dB)	(dB)
PK	10.6087G	64.17	74.00	-9.83	50.91	3	Vertical	266	2.76	-	39.09	7.67	33.50
AV	10.6057G	38.50	54.00	-15.50	25.25	3	Vertical	266	2.76	-	39.08	7.67	33.50
PK	15.8934G	66.38	74.00	-7.62	52.76	3	Vertical	217	1.81	-	38.72	9.40	34.50
AV	15.9026G	53.74	54.00	-0.26	40.13	3	Vertical	217	1.81	-	38.71	9.40	34.50

802.11a_Nss1,(6Mbps)_3TX

5300MHz_TX

01/08/2020

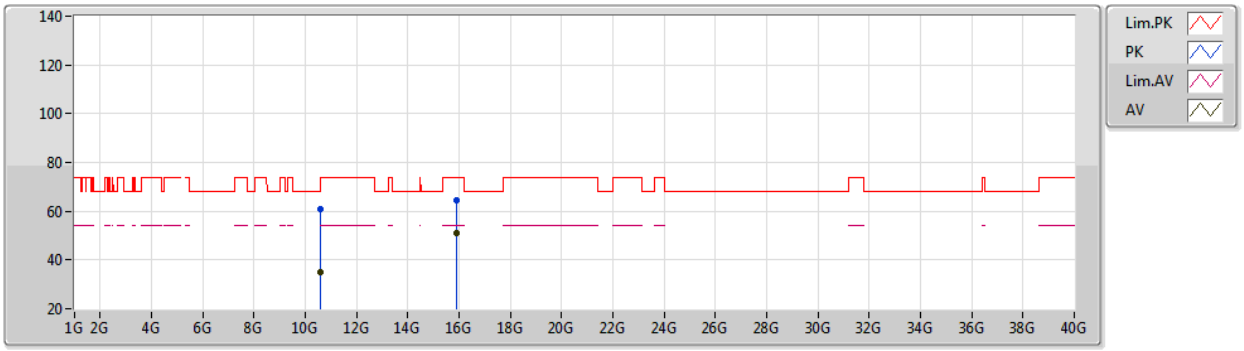

EUT Z_3TX
Setting 38
04-E-K-3

Type	Freq	Level	Limit	Margin	Raw	Dist	Condition	Azimuth	Height	Comment	AF	CL	PA
	(Hz)	(dBuV/m)	(dBuV/m)	(dB)	(dBuV)	(m)		(°)	(m)		(dB)	(dB)	(dB)
PK	10.6076G	61.06	74.00	-12.94	47.80	3	Horizontal	80	2.99	-	39.09	7.67	33.50
AV	10.6126G	35.19	54.00	-18.81	21.93	3	Horizontal	80	2.99	-	39.09	7.67	33.50
PK	15.9046G	64.60	74.00	-9.40	51.01	3	Horizontal	210	2.12	-	38.70	9.40	34.51
AV	15.9046G	50.94	54.00	-3.06	37.35	3	Horizontal	210	2.12	-	38.70	9.40	34.51

802.11a_Nss1,(6Mbps)_3TX

5320MHz_TX

01/08/2020

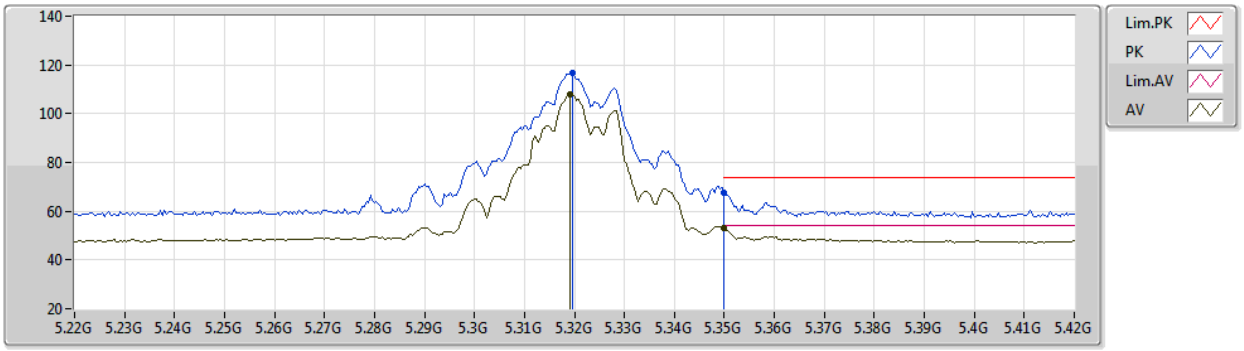

EUT Y_3TX
Setting 32
04-E-K-3-10

Type	Freq	Level	Limit	Margin	Raw	Dist	Condition	Azimuth	Height	Comment	AF	CL	PA
	(Hz)	(dBuV/m)	(dBuV/m)	(dB)	(dBuV)	(m)		(°)	(m)		(dB)	(dB)	(dB)
PK	5.3196G	116.89	Inf	-Inf	111.17	3	Vertical	177	1.52	-	33.26	5.19	32.73
AV	5.3192G	107.88	Inf	-Inf	102.16	3	Vertical	177	1.52	-	33.26	5.19	32.73
PK	5.35G	67.81	74.00	-6.19	61.97	3	Vertical	177	1.52	-	33.35	5.21	32.72
AV	5.35G	52.97	54.00	-1.03	47.13	3	Vertical	177	1.52	-	33.35	5.21	32.72

802.11a_Nss1,(6Mbps)_3TX

5320MHz_TX

01/08/2020

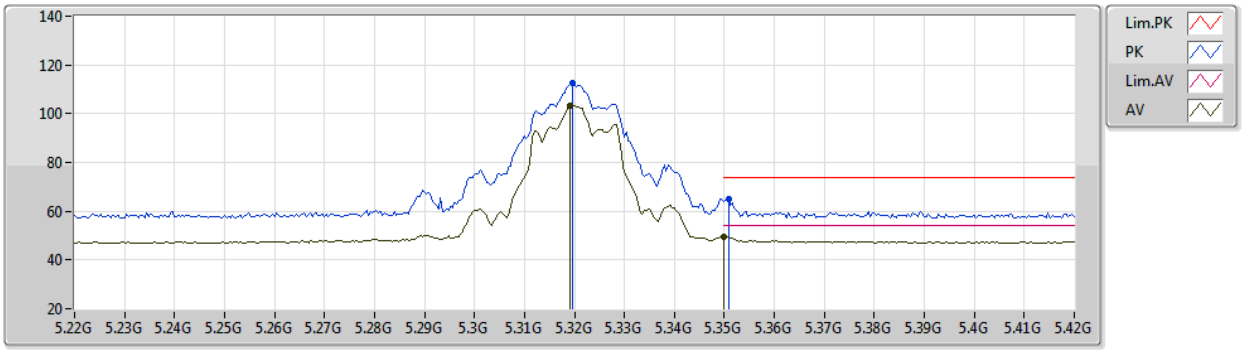

EUT Y_3TX
Setting 32
04-E-K-3-10

Type	Freq	Level	Limit	Margin	Raw	Dist	Condition	Azimuth	Height	Comment	AF	CL	PA
	(Hz)	(dBuV/m)	(dBuV/m)	(dB)	(dBuV)	(m)		(°)	(m)		(dB)	(dB)	(dB)
PK	5.3196G	112.57	Inf	-Inf	106.85	3	Horizontal	192	2.31	-	33.26	5.19	32.73
AV	5.3192G	103.50	Inf	-Inf	97.78	3	Horizontal	192	2.31	-	33.26	5.19	32.73
PK	5.3508G	64.80	74.00	-9.20	58.96	3	Horizontal	192	2.31	-	33.35	5.21	32.72
AV	5.35G	49.52	54.00	-4.48	43.68	3	Horizontal	192	2.31	-	33.35	5.21	32.72

802.11a_Nss1,(6Mbps)_3TX

5320MHz_TX

01/08/2020

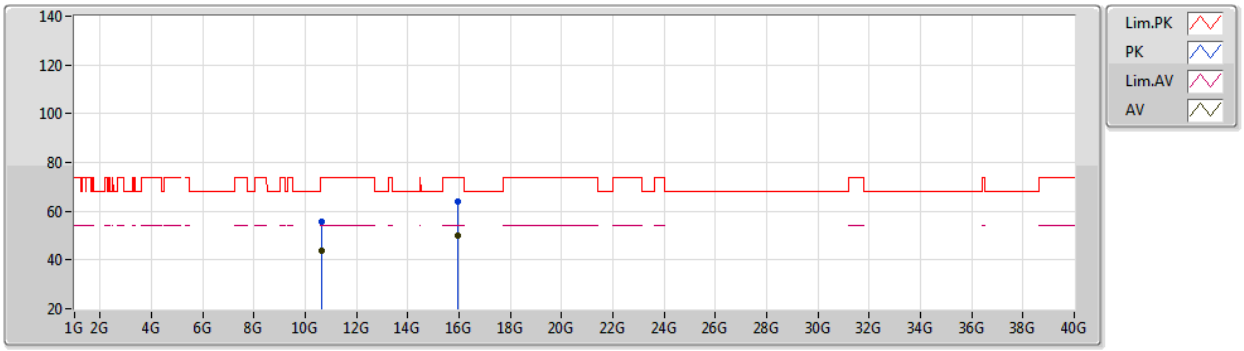

EUT Z_3TX
Setting 32
04-E-K-3

Type	Freq	Level	Limit	Margin	Raw	Dist	Condition	Azimuth	Height	Comment	AF	CL	PA
	(Hz)	(dBuV/m)	(dBuV/m)	(dB)	(dBuV)	(m)		(°)	(m)		(dB)	(dB)	(dB)
PK	10.6386G	55.66	74.00	-18.34	42.38	3	Vertical	267	1.80	-	39.11	7.69	33.52
AV	10.6382G	44.03	54.00	-9.97	30.75	3	Vertical	267	1.80	-	39.11	7.69	33.52
PK	15.9634G	63.87	74.00	-10.13	50.37	3	Vertical	220	1.81	-	38.64	9.41	34.55
AV	15.9621G	49.82	54.00	-4.18	36.31	3	Vertical	220	1.81	-	38.64	9.41	34.54

802.11a_Nss1,(6Mbps)_3TX

5320MHz_TX

01/08/2020

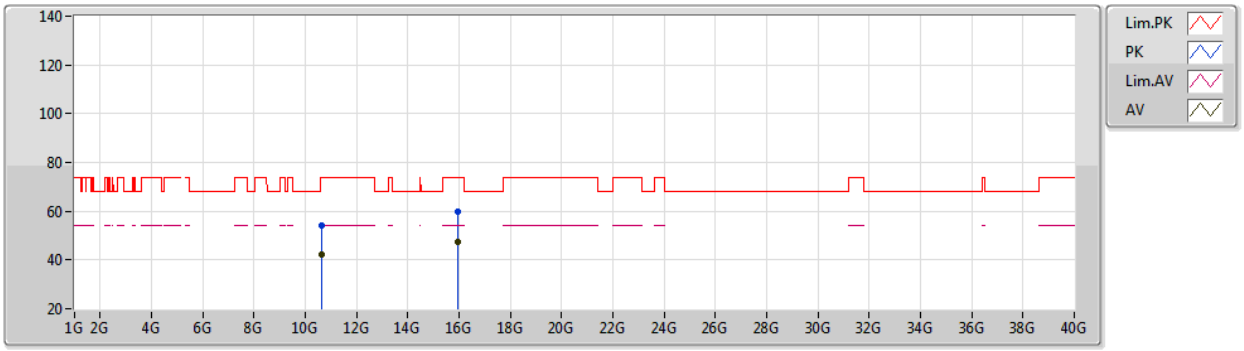

EUT Z_3TX
Setting 32
04-E-K-3

Type	Freq	Level	Limit	Margin	Raw	Dist	Condition	Azimuth	Height	Comment	AF	CL	PA
	(Hz)	(dBuV/m)	(dBuV/m)	(dB)	(dBuV)	(m)		(°)	(m)		(dB)	(dB)	(dB)
PK	10.6445G	54.16	74.00	-19.84	40.87	3	Horizontal	150	1.66	-	39.12	7.69	33.52
AV	10.6304G	42.33	54.00	-11.67	29.06	3	Horizontal	150	1.66	-	39.10	7.68	33.51
PK	15.962G	59.65	74.00	-14.35	46.14	3	Horizontal	278	2.01	-	38.64	9.41	34.54
AV	15.9623G	47.39	54.00	-6.61	33.88	3	Horizontal	278	2.01	-	38.64	9.41	34.54

802.11a_Nss1,(6Mbps)_3TX

5500MHz_TX

01/08/2020

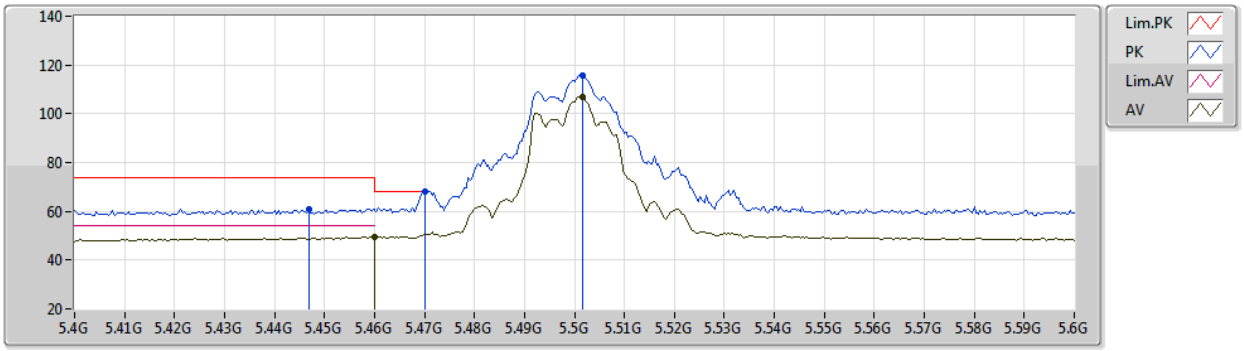

EUT Y_3TX
Setting 28
04-E-K-3-10

Type	Freq	Level	Limit	Margin	Raw	Dist	Condition	Azimuth	Height	Comment	AF	CL	PA
	(Hz)	(dBuV/m)	(dBuV/m)	(dB)	(dBuV)	(m)		(°)	(m)		(dB)	(dB)	(dB)
PK	5.4468G	61.03	74.00	-12.97	54.82	3	Vertical	216	1.57	-	33.64	5.26	32.69
PK	5.47G	68.14	68.20	-0.06	61.84	3	Vertical	216	1.57	-	33.71	5.27	32.68
AV	5.46G	49.73	54.00	-4.27	43.46	3	Vertical	216	1.57	-	33.68	5.27	32.68
PK	5.5016G	115.93	Inf	-Inf	109.51	3	Vertical	216	1.57	-	33.80	5.29	32.67
AV	5.5016G	107.13	Inf	-Inf	100.71	3	Vertical	216	1.57	-	33.80	5.29	32.67

802.11a_Nss1,(6Mbps)_3TX

5500MHz_TX

01/08/2020

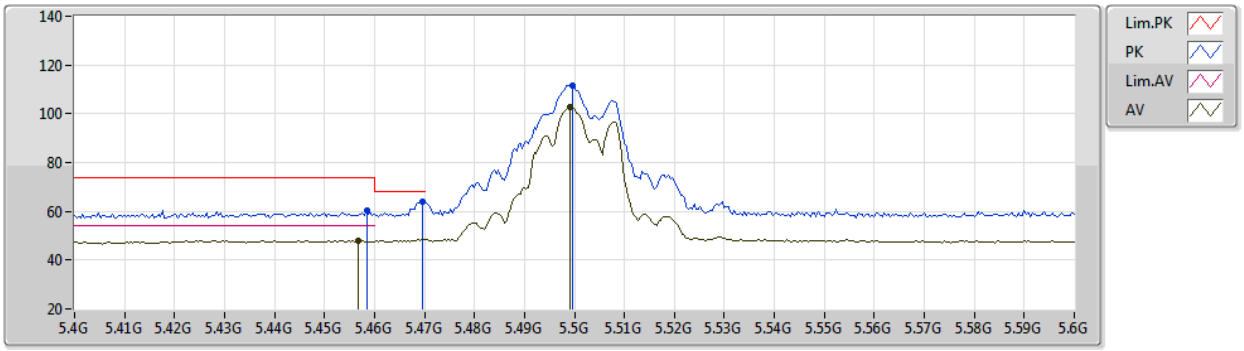

EUT Y_3TX
Setting 28
04-E-K-3-10

Type	Freq	Level	Limit	Margin	Raw	Dist	Condition	Azimuth	Height	Comment	AF	CL	PA
	(Hz)	(dBuV/m)	(dBuV/m)	(dB)	(dBuV)	(m)		(°)	(m)		(dB)	(dB)	(dB)
PK	5.4584G	60.44	74.00	-13.56	54.17	3	Horizontal	207	2.06	-	33.68	5.27	32.68
AV	5.4568G	48.07	54.00	-5.93	41.82	3	Horizontal	207	2.06	-	33.67	5.26	32.68
PK	5.4696G	64.08	68.20	-4.12	57.78	3	Horizontal	207	2.06	-	33.71	5.27	32.68
PK	5.4996G	111.74	Inf	-Inf	105.32	3	Horizontal	207	2.06	-	33.80	5.29	32.67
AV	5.4992G	102.90	Inf	-Inf	96.48	3	Horizontal	207	2.06	-	33.80	5.29	32.67

802.11a_Nss1,(6Mbps)_3TX

5500MHz_TX

01/08/2020

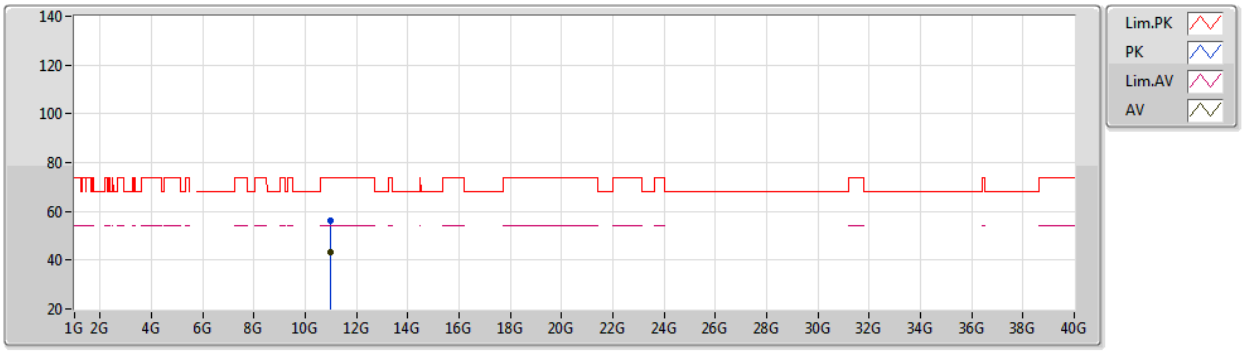

EUT Z_3TX
Setting 28
04-E-K-3

Type	Freq	Level	Limit	Margin	Raw	Dist	Condition	Azimuth	Height	Comment	AF	CL	PA
	(Hz)	(dBuV/m)	(dBuV/m)	(dB)	(dBuV)	(m)		(°)	(m)		(dB)	(dB)	(dB)
PK	11.0038G	56.26	74.00	-17.74	42.78	3	Vertical	165	1.75	-	39.40	7.86	33.78
AV	11.0026G	43.36	54.00	-10.64	29.88	3	Vertical	165	1.75	-	39.40	7.86	33.78

802.11a_Nss1,(6Mbps)_3TX

5500MHz_TX

01/08/2020

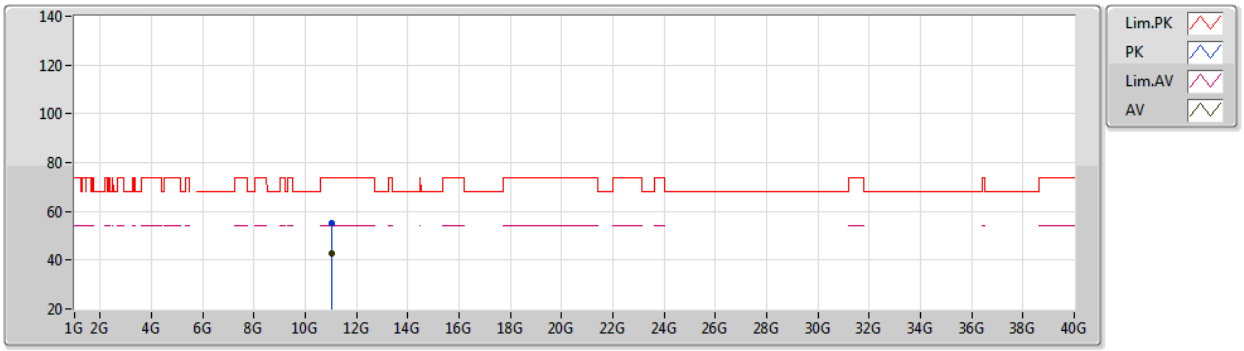

EUT Z_3TX
Setting 28
04-E-K-3

Type	Freq	Level	Limit	Margin	Raw	Dist	Condition	Azimuth	Height	Comment	AF	CL	PA
	(Hz)	(dBuV/m)	(dBuV/m)	(dB)	(dBuV)	(m)		(°)	(m)		(dB)	(dB)	(dB)
PK	11.0229G	55.03	74.00	-18.97	41.56	3	Horizontal	152	1.80	-	39.39	7.87	33.79
AV	11.0226G	42.55	54.00	-11.45	29.08	3	Horizontal	152	1.80	-	39.39	7.87	33.79

802.11a_Nss1,(6Mbps)_3TX

5580MHz_TX

01/08/2020

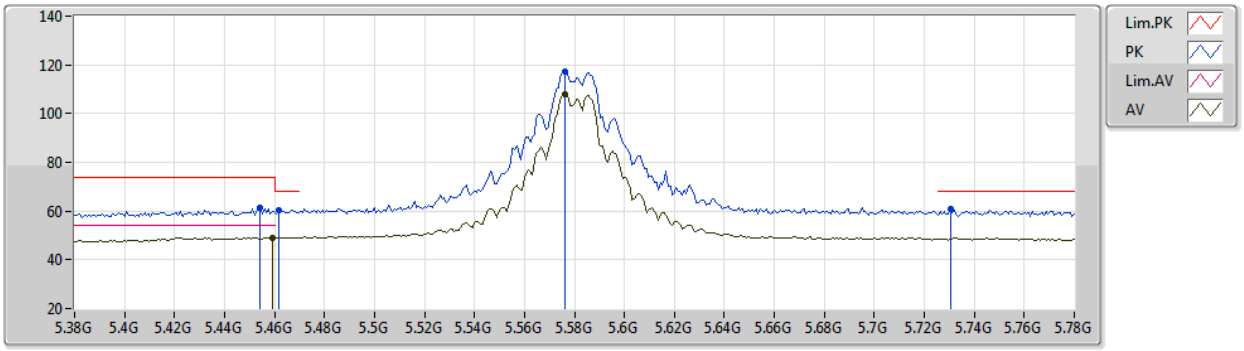

EUT Y_3TX
Setting 39
04-E-K-3-10

Type	Freq	Level	Limit	Margin	Raw	Dist	Condition	Azimuth	Height	Comment	AF	CL	PA
	(Hz)	(dBuV/m)	(dBuV/m)	(dB)	(dBuV)	(m)		(°)	(m)		(dB)	(dB)	(dB)
PK	5.4544G	61.44	74.00	-12.56	55.20	3	Vertical	222	1.80	-	33.66	5.26	32.68
PK	5.4616G	60.26	68.20	-7.94	53.99	3	Vertical	222	1.80	-	33.68	5.27	32.68
AV	5.4592G	49.15	54.00	-4.85	42.88	3	Vertical	222	1.80	-	33.68	5.27	32.68
PK	5.576G	117.32	Inf	-Inf	110.73	3	Vertical	222	1.80	-	33.95	5.34	32.70
AV	5.576G	107.75	Inf	-Inf	101.16	3	Vertical	222	1.80	-	33.95	5.34	32.70
PK	5.7304G	60.79	68.20	-7.41	53.92	3	Vertical	222	1.80	-	34.16	5.46	32.75

802.11a_Nss1,(6Mbps)_3TX

5580MHz_TX

01/08/2020

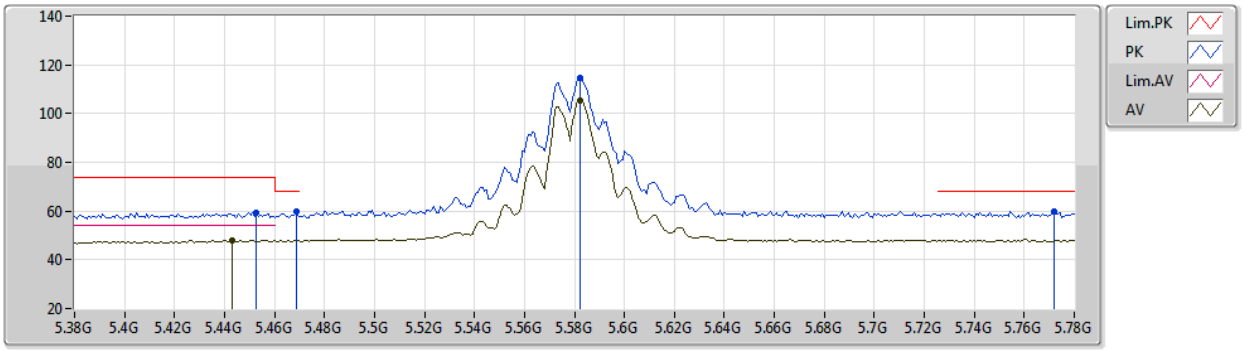

EUT Y_3TX
Setting 39
04-E-K-3-10

Type	Freq	Level	Limit	Margin	Raw	Dist	Condition	Azimuth	Height	Comment	AF	CL	PA
	(Hz)	(dBuV/m)	(dBuV/m)	(dB)	(dBuV)	(m)		(°)	(m)		(dB)	(dB)	(dB)
PK	5.4528G	59.30	74.00	-14.70	53.06	3	Horizontal	180	2.28	-	33.66	5.26	32.68
AV	5.4432G	47.89	54.00	-6.11	41.69	3	Horizontal	180	2.28	-	33.63	5.26	32.69
PK	5.4688G	59.59	68.20	-8.61	53.29	3	Horizontal	180	2.28	-	33.71	5.27	32.68
PK	5.5824G	114.41	Inf	-Inf	107.80	3	Horizontal	180	2.28	-	33.96	5.35	32.70
AV	5.5824G	105.52	Inf	-Inf	98.91	3	Horizontal	180	2.28	-	33.96	5.35	32.70
PK	5.772G	59.98	68.20	-8.22	53.00	3	Horizontal	180	2.28	-	34.24	5.49	32.75

802.11a_Nss1,(6Mbps)_3TX

5580MHz_TX

01/08/2020

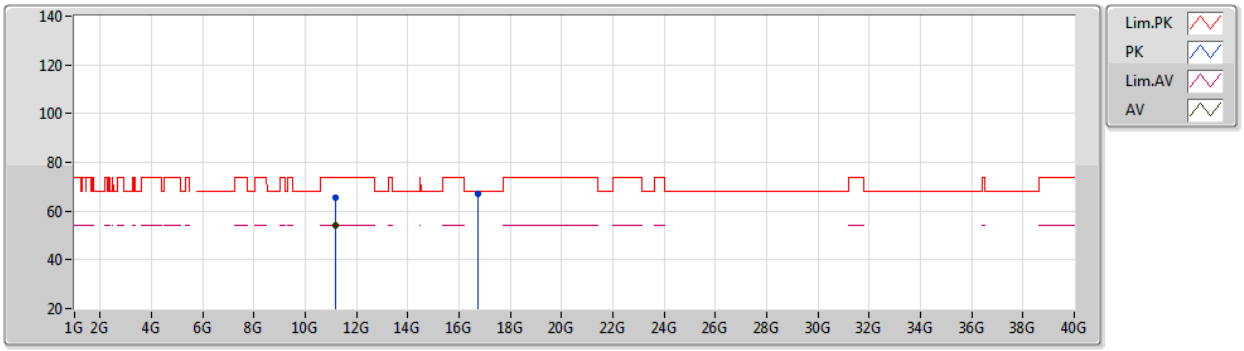

EUT Z_3TX
Setting 39
04-E-K-3

Type	Freq	Level	Limit	Margin	Raw	Dist	Condition	Azimuth	Height	Comment	AF	CL	PA
	(Hz)	(dBuV/m)	(dBuV/m)	(dB)	(dBuV)	(m)		(°)	(m)		(dB)	(dB)	(dB)
PK	11.1625G	65.59	74.00	-8.41	52.18	3	Vertical	164	1.68	-	39.32	7.97	33.88
AV	11.1626G	53.96	54.00	-0.04	40.55	3	Vertical	164	1.68	-	39.32	7.97	33.88
PK	16.7445G	67.11	68.20	-1.09	51.38	3	Vertical	112	1.66	-	40.24	9.99	34.50

802.11a_Nss1,(6Mbps)_3TX

5580MHz_TX

01/08/2020

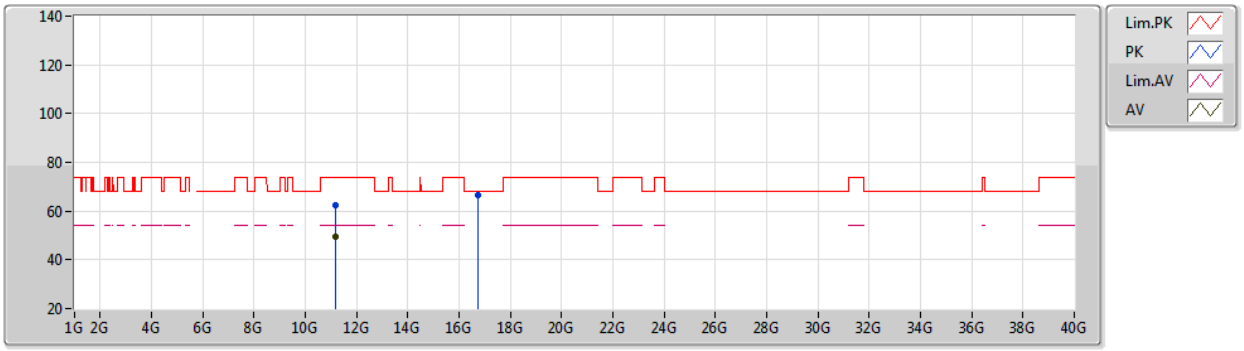

EUT Z_3TX
Setting 39
04-E-K-3

Type	Freq	Level	Limit	Margin	Raw	Dist	Condition	Azimuth	Height	Comment	AF	CL	PA
	(Hz)	(dBuV/m)	(dBuV/m)	(dB)	(dBuV)	(m)		(°)	(m)		(dB)	(dB)	(dB)
PK	11.1622G	62.38	74.00	-11.62	48.97	3	Horizontal	34	1.96	-	39.32	7.97	33.88
AV	11.1625G	49.59	54.00	-4.41	36.18	3	Horizontal	34	1.96	-	39.32	7.97	33.88
PK	16.7429G	66.57	68.20	-1.63	50.85	3	Horizontal	132	1.71	-	40.23	9.99	34.50

802.11a_Nss1,(6Mbps)_3TX

5700MHz_TX

01/08/2020

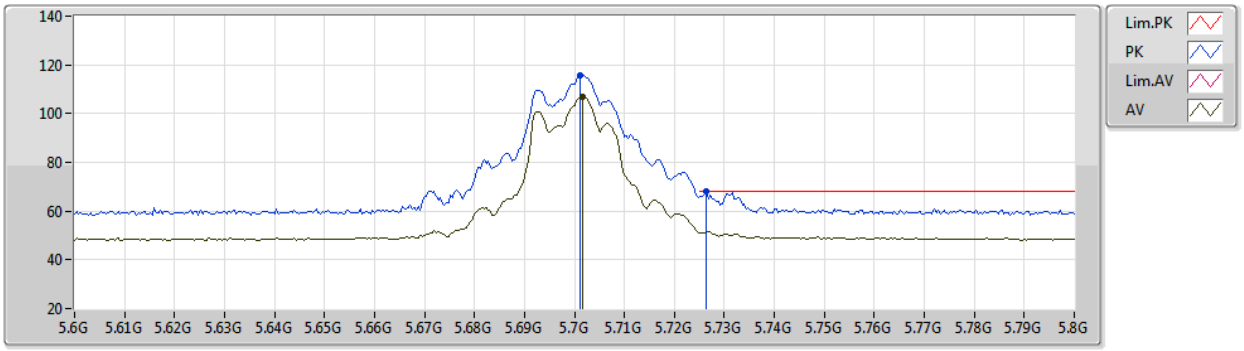

EUT Y_3TX
Setting 29
04-E-K-3-10

Type	Freq	Level	Limit	Margin	Raw	Dist	Condition	Azimuth	Height	Comment	AF	CL	PA
	(Hz)	(dBuV/m)	(dBuV/m)	(dB)	(dBuV)	(m)		(°)	(m)		(dB)	(dB)	(dB)
PK	5.7012G	115.66	Inf	-Inf	108.86	3	Vertical	213	1.80	-	34.10	5.44	32.74
AV	5.7016G	106.79	Inf	-Inf	99.99	3	Vertical	213	1.80	-	34.10	5.44	32.74
PK	5.7264G	68.03	68.20	-0.17	61.17	3	Vertical	213	1.80	-	34.15	5.46	32.75

802.11a_Nss1,(6Mbps)_3TX

5700MHz_TX

01/08/2020

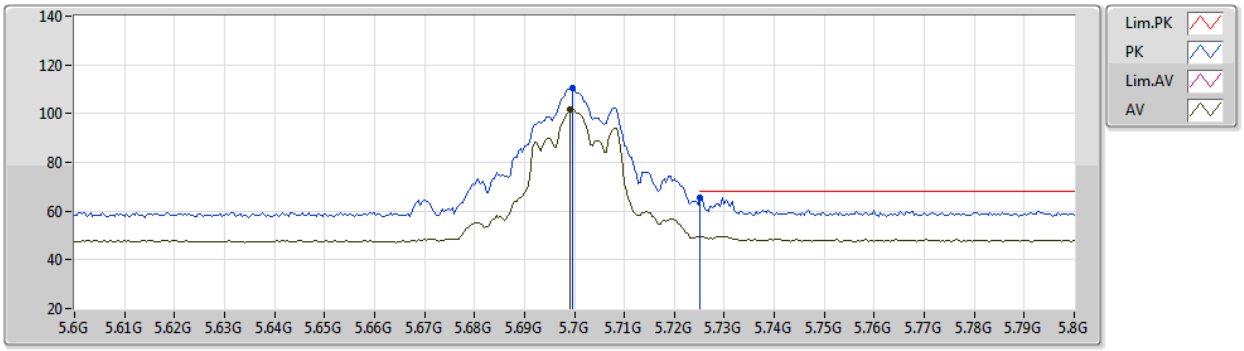

EUT Y_3TX
Setting 29
04-E-K-3-10

Type	Freq	Level	Limit	Margin	Raw	Dist	Condition	Azimuth	Height	Comment	AF	CL	PA
	(Hz)	(dBuV/m)	(dBuV/m)	(dB)	(dBuV)	(m)		(°)	(m)		(dB)	(dB)	(dB)
PK	5.6996G	110.50	Inf	-Inf	103.70	3	Horizontal	207	2.03	-	34.10	5.44	32.74
AV	5.6992G	101.54	Inf	-Inf	94.74	3	Horizontal	207	2.03	-	34.10	5.44	32.74
PK	5.7252G	65.54	68.20	-2.66	58.68	3	Horizontal	207	2.03	-	34.15	5.46	32.75

802.11a_Nss1,(6Mbps)_3TX

5700MHz_TX

01/08/2020

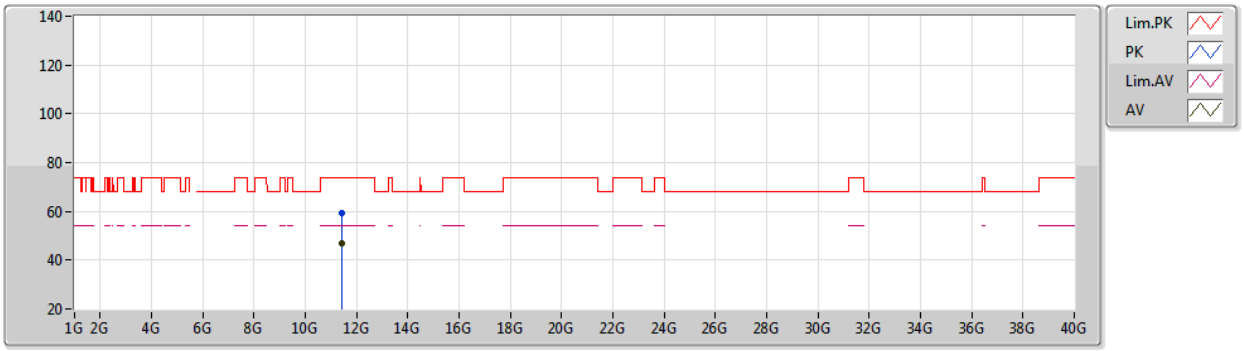

EUT Z_3TX
Setting 29
04-E-K-3

Type	Freq	Level	Limit	Margin	Raw	Dist	Condition	Azimuth	Height	Comment	AF	CL	PA
	(Hz)	(dBuV/m)	(dBuV/m)	(dB)	(dBuV)	(m)		(°)	(m)		(dB)	(dB)	(dB)
PK	11.4023G	59.37	74.00	-14.63	46.07	3	Vertical	194	1.80	-	39.20	8.12	34.02
AV	11.4024G	47.05	54.00	-6.95	33.75	3	Vertical	194	1.80	-	39.20	8.12	34.02

802.11a_Nss1,(6Mbps)_3TX

5700MHz_TX

01/08/2020

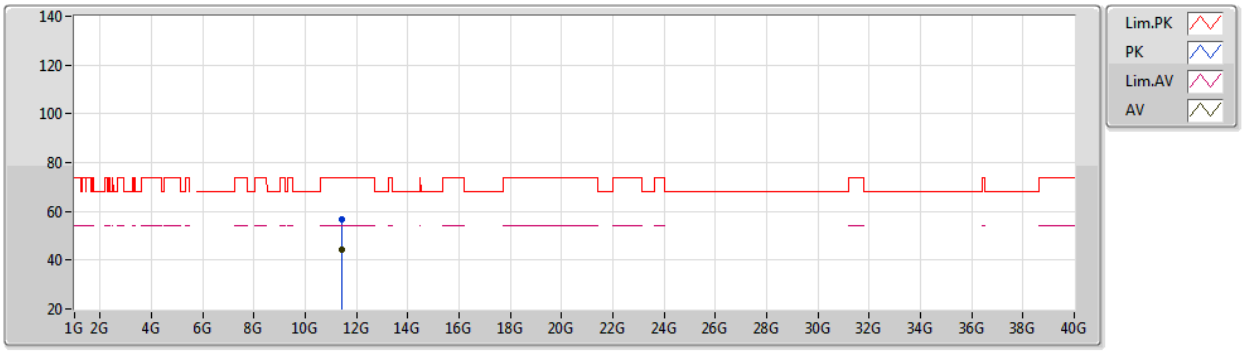

EUT Z_3TX
Setting 29
04-E-K-3

Type	Freq	Level	Limit	Margin	Raw	Dist	Condition	Azimuth	Height	Comment	AF	CL	PA
	(Hz)	(dBuV/m)	(dBuV/m)	(dB)	(dBuV)	(m)		(°)	(m)		(dB)	(dB)	(dB)
PK	11.4022G	56.50	74.00	-17.50	43.20	3	Horizontal	257	1.80	-	39.20	8.12	34.02
AV	11.4034G	44.07	54.00	-9.93	30.77	3	Horizontal	257	1.80	-	39.20	8.12	34.02

802.11a_Nss1,(6Mbps)_3TX

5745MHz_TX

01/08/2020

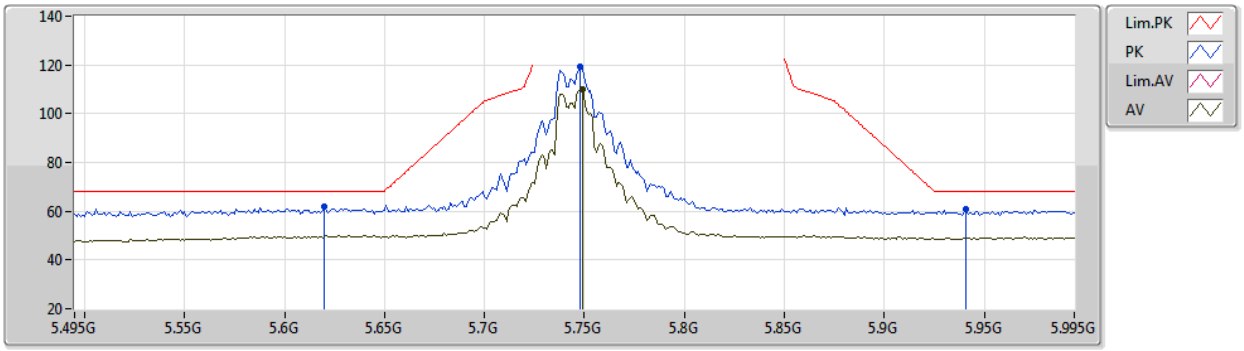

EUT Y_3TX
Setting 38
04-E-K-3-10

Type	Freq	Level	Limit	Margin	Raw	Dist	Condition	Azimuth	Height	Comment	AF	CL	PA
	(Hz)	(dBuV/m)	(dBuV/m)	(dB)	(dBuV)	(m)		(°)	(m)		(dB)	(dB)	(dB)
PK	5.62G	61.67	68.20	-6.53	54.99	3	Vertical	140	2.68	-	34.02	5.38	32.72
PK	5.748G	119.13	Inf	-Inf	112.21	3	Vertical	140	2.68	-	34.20	5.47	32.75
AV	5.749G	110.04	Inf	-Inf	103.12	3	Vertical	140	2.68	-	34.20	5.47	32.75
PK	5.941G	60.91	68.20	-7.29	53.04	3	Vertical	140	2.68	-	35.06	5.62	32.81

802.11a_Nss1,(6Mbps)_3TX

5745MHz_TX

01/08/2020

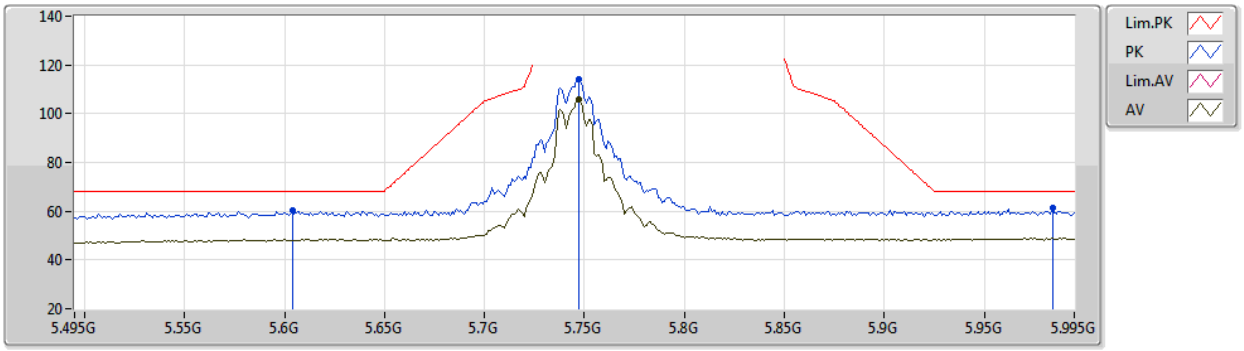

EUT Y_3TX
Setting 38
04-E-K-3-10

Type	Freq	Level	Limit	Margin	Raw	Dist	Condition	Azimuth	Height	Comment	AF	CL	PA
	(Hz)	(dBuV/m)	(dBuV/m)	(dB)	(dBuV)	(m)		(°)	(m)		(dB)	(dB)	(dB)
PK	5.604G	60.27	68.20	-7.93	53.62	3	Horizontal	188	2.24	-	34.00	5.36	32.71
PK	5.747G	114.38	Inf	-Inf	107.47	3	Horizontal	188	2.24	-	34.19	5.47	32.75
AV	5.747G	105.81	Inf	-Inf	98.90	3	Horizontal	188	2.24	-	34.19	5.47	32.75
PK	5.984G	61.46	68.20	-6.74	53.40	3	Horizontal	188	2.24	-	35.24	5.65	32.83

802.11a_Nss1,(6Mbps)_3TX

5745MHz_TX

01/08/2020

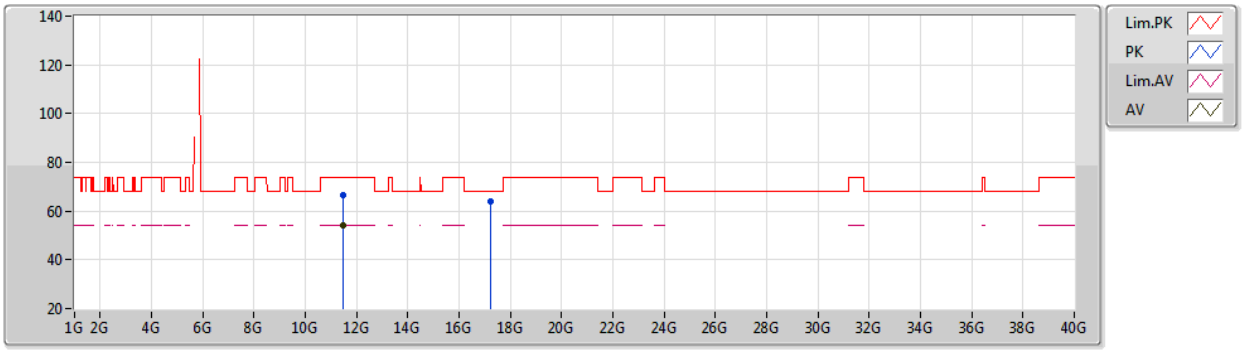

EUT Z_3TX
Setting 38
04-E-K-3

Type	Freq	Level	Limit	Margin	Raw	Dist	Condition	Azimuth	Height	Comment	AF	CL	PA
	(Hz)	(dBuV/m)	(dBuV/m)	(dB)	(dBuV)	(m)		(°)	(m)		(dB)	(dB)	(dB)
PK	11.48616G	66.35	74.00	-7.65	53.08	3	Vertical	196	2.24	-	39.16	8.18	34.07
AV	11.493G	53.91	54.00	-0.09	40.66	3	Vertical	196	2.24	-	39.15	8.18	34.08
PK	17.223G	64.05	68.20	-4.15	47.39	3	Vertical	176	1.64	-	41.00	10.14	34.48

802.11a_Nss1,(6Mbps)_3TX

5745MHz_TX

01/08/2020

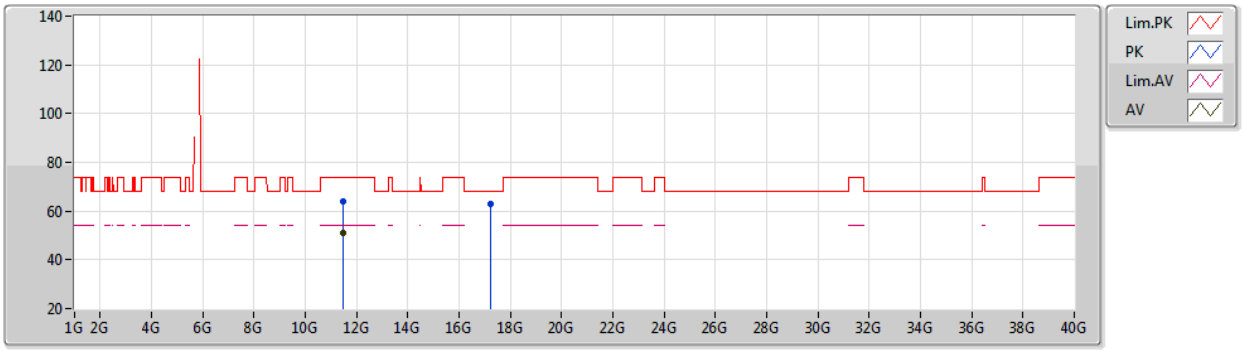

EUT Z_3TX
Setting 38
04-E-K-3

Type	Freq	Level	Limit	Margin	Raw	Dist	Condition	Azimuth	Height	Comment	AF	CL	PA
	(Hz)	(dBuV/m)	(dBuV/m)	(dB)	(dBuV)	(m)		(°)	(m)		(dB)	(dB)	(dB)
PK	11.48688G	63.90	74.00	-10.10	50.63	3	Horizontal	182	1.86	-	39.16	8.18	34.07
AV	11.492G	51.09	54.00	-2.91	37.84	3	Horizontal	182	1.86	-	39.15	8.18	34.08
PK	17.20968G	63.09	68.20	-5.11	46.44	3	Horizontal	318	2.05	-	40.99	10.14	34.48

802.11a_Nss1,(6Mbps)_3TX

5785MHz_TX

01/08/2020

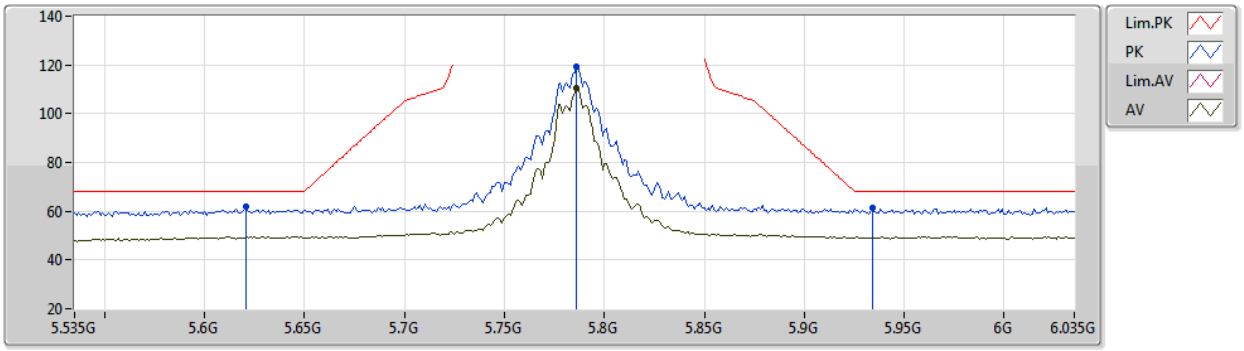

EUT Y_3TX
Setting 37
04-E-K-3-10

Type	Freq	Level	Limit	Margin	Raw	Dist	Condition	Azimuth	Height	Comment	AF	CL	PA
	(Hz)	(dBuV/m)	(dBuV/m)	(dB)	(dBuV)	(m)		(°)	(m)		(dB)	(dB)	(dB)
PK	5.621G	61.66	68.20	-6.54	54.98	3	Vertical	143	2.57	-	34.02	5.38	32.72
PK	5.786G	119.07	Inf	-Inf	112.06	3	Vertical	143	2.57	-	34.27	5.50	32.76
AV	5.786G	110.35	Inf	-Inf	103.34	3	Vertical	143	2.57	-	34.27	5.50	32.76
PK	5.934G	61.23	68.20	-6.97	53.39	3	Vertical	143	2.57	-	35.04	5.61	32.81

802.11a_Nss1,(6Mbps)_3TX

5785MHz_TX

01/08/2020

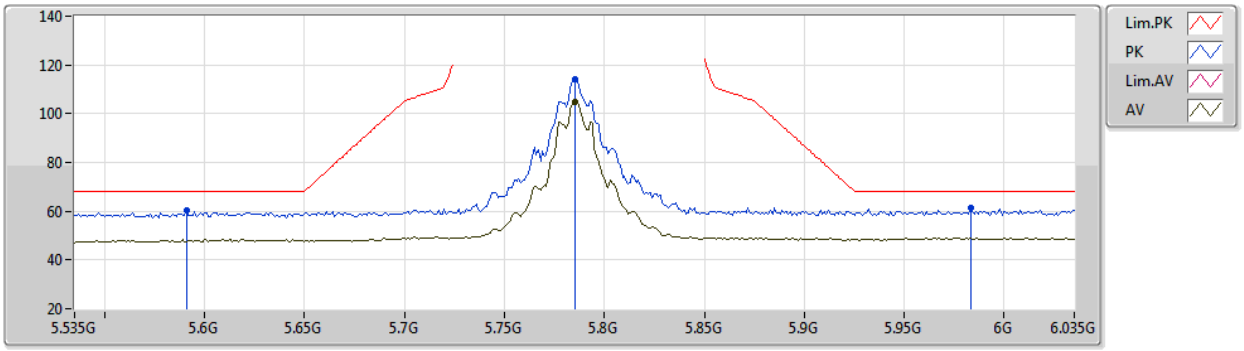

EUT Y_3TX
Setting 37
04-E-K-3-10

Type	Freq	Level	Limit	Margin	Raw	Dist	Condition	Azimuth	Height	Comment	AF	CL	PA
	(Hz)	(dBuV/m)	(dBuV/m)	(dB)	(dBuV)	(m)		(°)	(m)		(dB)	(dB)	(dB)
PK	5.591G	60.24	68.20	-7.96	53.62	3	Horizontal	189	2.25	-	33.98	5.35	32.71
PK	5.785G	114.15	Inf	-Inf	107.14	3	Horizontal	189	2.25	-	34.27	5.50	32.76
AV	5.785G	104.62	Inf	-Inf	97.61	3	Horizontal	189	2.25	-	34.27	5.50	32.76
PK	5.983G	61.54	68.20	-6.66	53.48	3	Horizontal	189	2.25	-	35.23	5.65	32.82

802.11a_Nss1,(6Mbps)_3TX

5785MHz_TX

01/08/2020

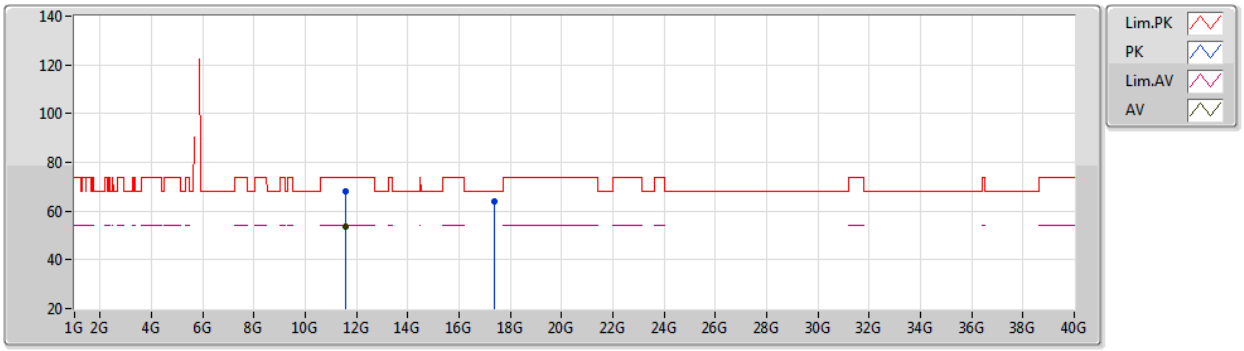

EUT Z_3TX
Setting 37
04-E-K-3

Type	Freq	Level	Limit	Margin	Raw	Dist	Condition	Azimuth	Height	Comment	AF	CL	PA
	(Hz)	(dBuV/m)	(dBuV/m)	(dB)	(dBuV)	(m)		(°)	(m)		(dB)	(dB)	(dB)
PK	11.567G	68.11	74.00	-5.89	54.88	3	Vertical	188	2.32	-	39.12	8.23	34.12
AV	11.5665G	53.67	54.00	-0.33	40.44	3	Vertical	188	2.32	-	39.12	8.23	34.12
PK	17.35908G	63.83	68.20	-4.37	47.10	3	Vertical	212	1.74	-	41.12	10.10	34.49

802.11a_Nss1,(6Mbps)_3TX

5785MHz_TX

01/08/2020

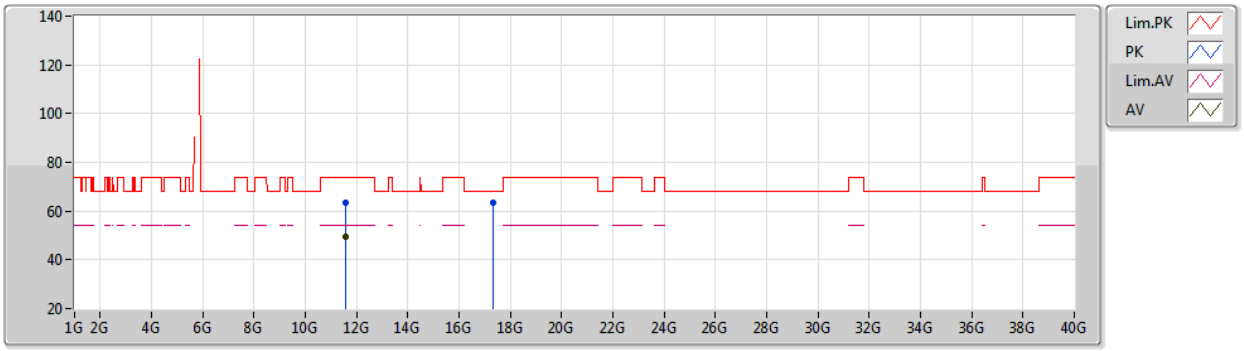

EUT Z_3TX
Setting 37
04-E-K-3

Type	Freq	Level	Limit	Margin	Raw	Dist	Condition	Azimuth	Height	Comment	AF	CL	PA
	(Hz)	(dBuV/m)	(dBuV/m)	(dB)	(dBuV)	(m)		(°)	(m)		(dB)	(dB)	(dB)
PK	11.56712G	63.38	74.00	-10.62	50.15	3	Horizontal	39	1.80	-	39.12	8.23	34.12
AV	11.56772G	49.74	54.00	-4.26	36.51	3	Horizontal	39	1.80	-	39.12	8.23	34.12
PK	17.34264G	63.25	68.20	-4.95	46.52	3	Horizontal	260	2.15	-	41.11	10.11	34.49

802.11a_Nss1,(6Mbps)_3TX

5825MHz_TX

01/08/2020

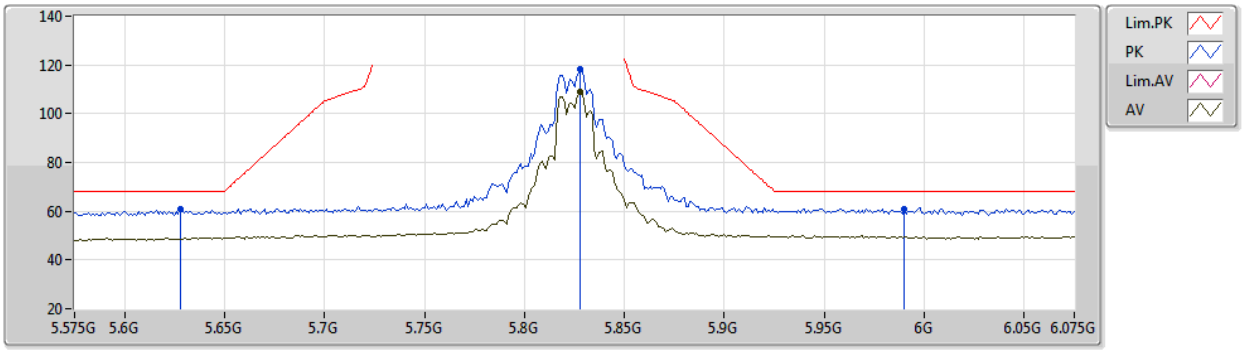

EUT Y_3TX
Setting 37
04-E-K-3-10

Type	Freq	Level	Limit	Margin	Raw	Dist	Condition	Azimuth	Height	Comment	AF	CL	PA
	(Hz)	(dBuV/m)	(dBuV/m)	(dB)	(dBuV)	(m)		(°)	(m)		(dB)	(dB)	(dB)
PK	5.628G	60.91	68.20	-7.29	54.22	3	Vertical	145	2.63	-	34.03	5.38	32.72
PK	5.828G	118.11	Inf	-Inf	110.88	3	Vertical	145	2.63	-	34.47	5.53	32.77
AV	5.828G	108.87	Inf	-Inf	101.64	3	Vertical	145	2.63	-	34.47	5.53	32.77
PK	5.99G	60.96	68.20	-7.24	52.88	3	Vertical	145	2.63	-	35.26	5.65	32.83

802.11a_Nss1,(6Mbps)_3TX

5825MHz_TX

01/08/2020

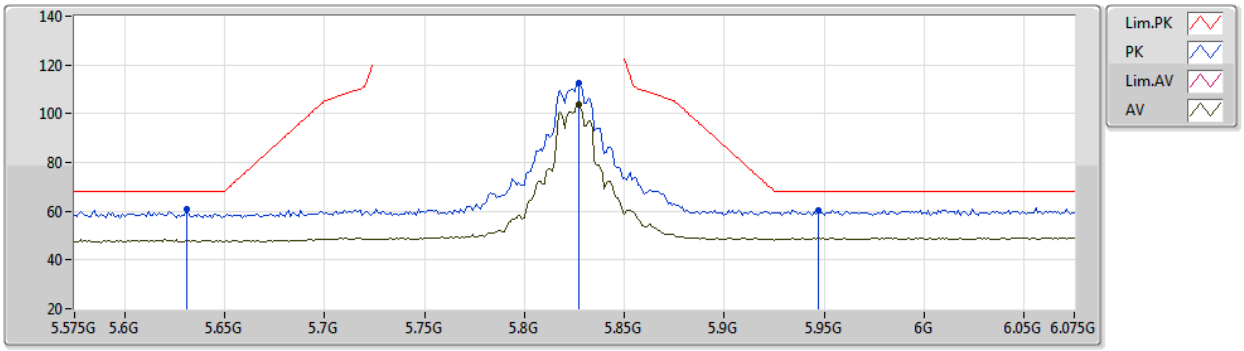

EUT Y_3TX
Setting 37
04-E-K-3-10

Type	Freq	Level	Limit	Margin	Raw	Dist	Condition	Azimuth	Height	Comment	AF	CL	PA
	(Hz)	(dBuV/m)	(dBuV/m)	(dB)	(dBuV)	(m)		(°)	(m)		(dB)	(dB)	(dB)
PK	5.631G	61.04	68.20	-7.16	54.35	3	Horizontal	191	2.23	-	34.03	5.38	32.72
PK	5.827G	112.45	Inf	-Inf	105.23	3	Horizontal	191	2.23	-	34.46	5.53	32.77
AV	5.827G	103.71	Inf	-Inf	96.49	3	Horizontal	191	2.23	-	34.46	5.53	32.77
PK	5.947G	60.51	68.20	-7.69	52.61	3	Horizontal	191	2.23	-	35.09	5.62	32.81

802.11a_Nss1,(6Mbps)_3TX

5825MHz_TX

01/08/2020

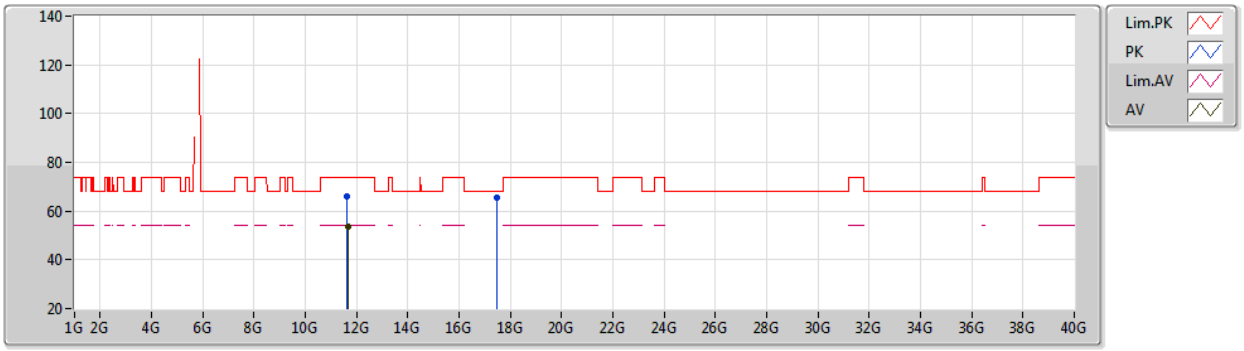

EUT Z_3TX
Setting 37
04-E-K-3

Type	Freq	Level	Limit	Margin	Raw	Dist	Condition	Azimuth	Height	Comment	AF	CL	PA
	(Hz)	(dBuV/m)	(dBuV/m)	(dB)	(dBuV)	(m)		(°)	(m)		(dB)	(dB)	(dB)
PK	11.6471G	66.28	74.00	-7.72	53.09	3	Vertical	174	2.23	-	39.08	8.28	34.17
AV	11.6481G	53.57	54.00	-0.43	40.38	3	Vertical	174	2.23	-	39.08	8.28	34.17
PK	17.4738G	65.46	68.20	-2.74	48.64	3	Vertical	212	1.67	-	41.23	10.08	34.49

802.11a_Nss1,(6Mbps)_3TX

5825MHz_TX

01/08/2020

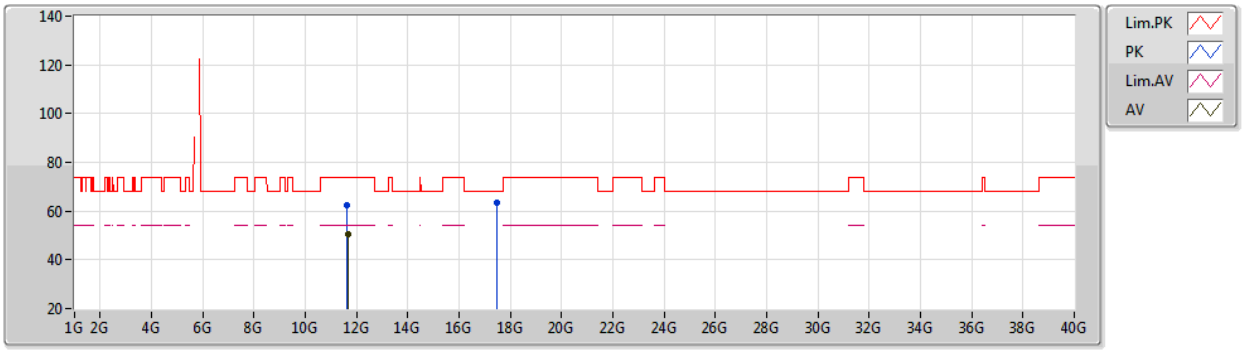

EUT Z_3TX
Setting 37
04-E-K-3

Type	Freq	Level	Limit	Margin	Raw	Dist	Condition	Azimuth	Height	Comment	AF	CL	PA
	(Hz)	(dBuV/m)	(dBuV/m)	(dB)	(dBuV)	(m)		(°)	(m)		(dB)	(dB)	(dB)
PK	11.64688G	62.62	74.00	-11.38	49.43	3	Horizontal	181	1.91	-	39.08	8.28	34.17
AV	11.65312G	50.37	54.00	-3.63	37.19	3	Horizontal	181	1.91	-	39.07	8.28	34.17
PK	17.47512G	63.37	68.20	-4.83	46.55	3	Horizontal	244	1.88	-	41.23	10.08	34.49

802.11ac VHT20_Nss1,(MCS0)_3TX

5180MHz_TX

01/08/2020

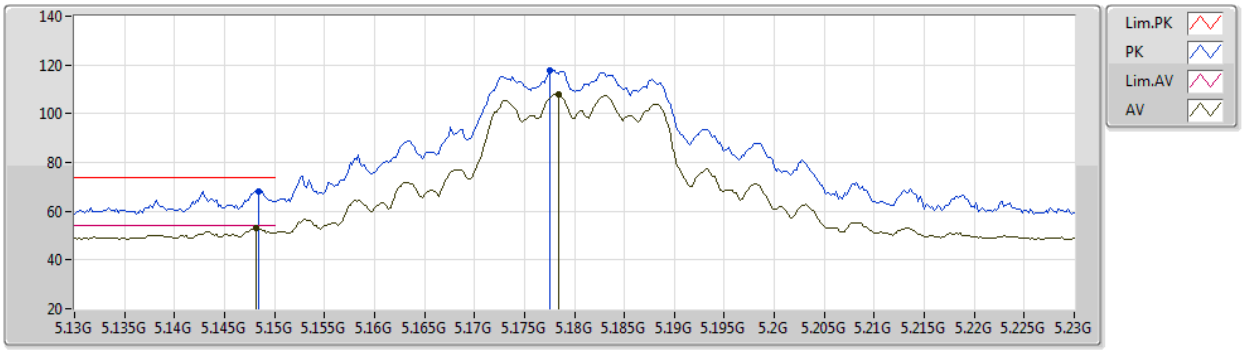

EUT Y_3TX
Setting 34
02-D-K-3-10

Type	Freq	Level	Limit	Margin	Raw	Dist	Condition	Azimuth	Height	Comment	AF	CL	PA
	(Hz)	(dBuV/m)	(dBuV/m)	(dB)	(dBuV)	(m)		(°)	(m)		(dB)	(dB)	(dB)
PK	5.1484G	68.30	74.00	-5.70	60.61	3	Vertical	178	1.54	-	33.45	5.97	31.73
AV	5.1482G	53.26	54.00	-0.74	45.57	3	Vertical	178	1.54	-	33.45	5.97	31.73
PK	5.1776G	117.86	Inf	-Inf	110.10	3	Vertical	178	1.54	-	33.48	5.99	31.71
AV	5.1784G	107.74	Inf	-Inf	99.98	3	Vertical	178	1.54	-	33.48	5.99	31.71

802.11ac VHT20_Nss1,(MCS0)_3TX

5180MHz_TX

01/08/2020

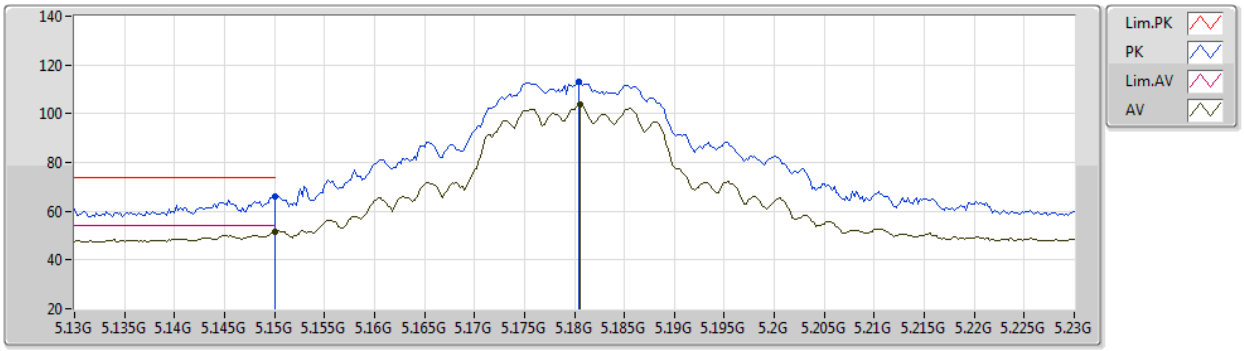

EUT Y_3TX
Setting 34
02-D-K-3-10

Type	Freq	Level	Limit	Margin	Raw	Dist	Condition	Azimuth	Height	Comment	AF	CL	PA
	(Hz)	(dBuV/m)	(dBuV/m)	(dB)	(dBuV)	(m)		(°)	(m)		(dB)	(dB)	(dB)
PK	5.15G	65.95	74.00	-8.05	58.26	3	Horizontal	197	2.25	-	33.45	5.97	31.73
AV	5.15G	51.69	54.00	-2.31	44.00	3	Horizontal	197	2.25	-	33.45	5.97	31.73
PK	5.1804G	113.06	Inf	-Inf	105.29	3	Horizontal	197	2.25	-	33.48	5.99	31.70
AV	5.1806G	103.87	Inf	-Inf	96.10	3	Horizontal	197	2.25	-	33.48	5.99	31.70

802.11ac VHT20_Nss1,(MCS0)_3TX

5180MHz_TX

01/08/2020

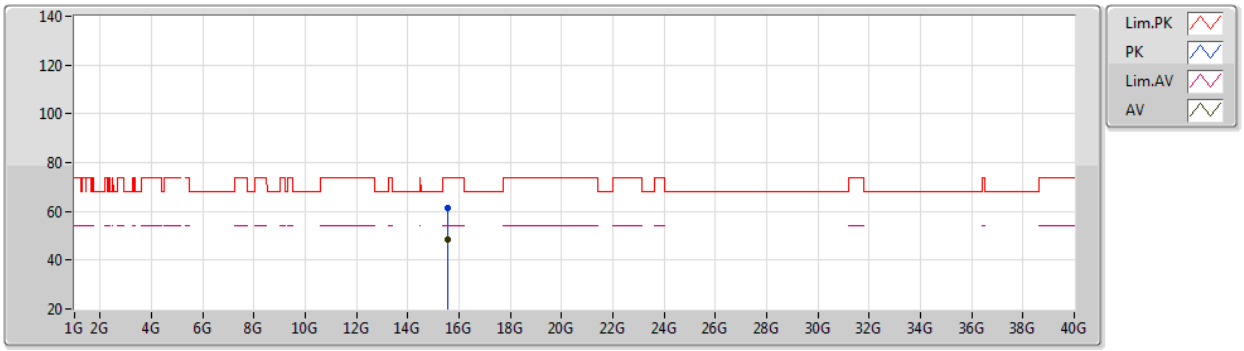

EUT Z_3TX
Setting 34
02-D-K-3

Type	Freq	Level	Limit	Margin	Raw	Dist	Condition	Azimuth	Height	Comment	AF	CL	PA
	(Hz)	(dBuV/m)	(dBuV/m)	(dB)	(dBuV)	(m)		(°)	(m)		(dB)	(dB)	(dB)
PK	15.5354G	61.23	74.00	-12.77	46.09	3	Vertical	56	3.00	-	38.75	9.25	32.86
AV	15.5451G	48.27	54.00	-5.73	33.16	3	Vertical	56	3.00	-	38.72	9.25	32.86

802.11ac VHT20_Nss1,(MCS0)_3TX

5180MHz_TX

01/08/2020

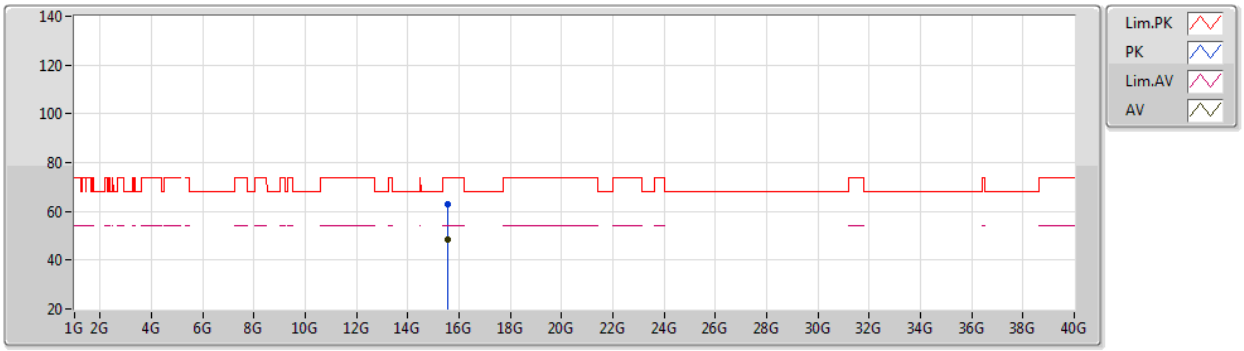

EUT Z_3TX
Setting 34
02-D-K-3

Type	Freq	Level	Limit	Margin	Raw	Dist	Condition	Azimuth	Height	Comment	AF	CL	PA
	(Hz)	(dBuV/m)	(dBuV/m)	(dB)	(dBuV)	(m)		(°)	(m)		(dB)	(dB)	(dB)
PK	15.5383G	63.09	74.00	-10.91	47.96	3	Horizontal	220	1.85	-	38.74	9.25	32.86
AV	15.5438G	48.23	54.00	-5.77	33.12	3	Horizontal	220	1.85	-	38.72	9.25	32.86

802.11ac VHT20_Nss1,(MCS0)_3TX

5200MHz_TX

01/08/2020

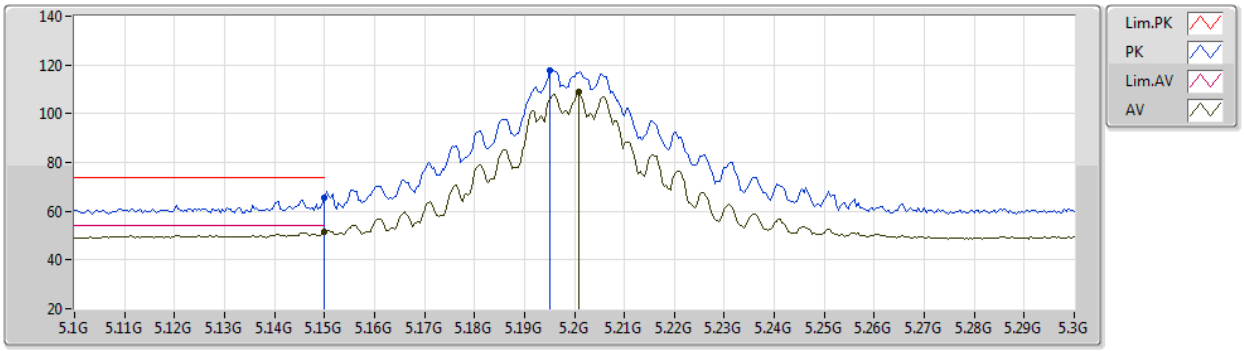

EUT Y_3TX
Setting 38
02-D-K-3-10

Type	Freq	Level	Limit	Margin	Raw	Dist	Condition	Azimuth	Height	Comment	AF	CL	PA
	(Hz)	(dBuV/m)	(dBuV/m)	(dB)	(dBuV)	(m)		(°)	(m)		(dB)	(dB)	(dB)
PK	5.15G	65.32	74.00	-8.68	57.63	3	Vertical	180	1.81	-	33.45	5.97	31.73
AV	5.15G	51.45	54.00	-2.55	43.76	3	Vertical	180	1.81	-	33.45	5.97	31.73
PK	5.1952G	117.89	Inf	-Inf	110.08	3	Vertical	180	1.81	-	33.50	6.00	31.69
AV	5.2008G	108.78	Inf	-Inf	100.97	3	Vertical	180	1.81	-	33.50	6.00	31.69

802.11ac VHT20_Nss1,(MCS0)_3TX

5200MHz_TX

01/08/2020

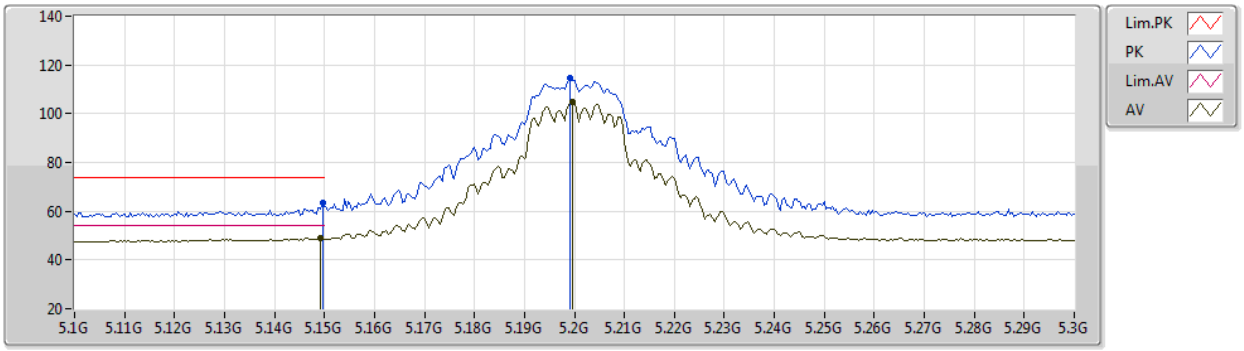

EUT Y_3TX
Setting 38
02-D-K-3-10

Type	Freq	Level	Limit	Margin	Raw	Dist	Condition	Azimuth	Height	Comment	AF	CL	PA
	(Hz)	(dBuV/m)	(dBuV/m)	(dB)	(dBuV)	(m)		(°)	(m)		(dB)	(dB)	(dB)
PK	5.1496G	63.41	74.00	-10.59	55.72	3	Horizontal	352	1.80	-	33.45	5.97	31.73
AV	5.1492G	49.17	54.00	-4.83	41.48	3	Horizontal	352	1.80	-	33.45	5.97	31.73
PK	5.1992G	114.53	Inf	-Inf	106.72	3	Horizontal	352	1.80	-	33.50	6.00	31.69
AV	5.1996G	104.92	Inf	-Inf	97.11	3	Horizontal	352	1.80	-	33.50	6.00	31.69

802.11ac VHT20_Nss1,(MCS0)_3TX

5200MHz_TX

01/08/2020

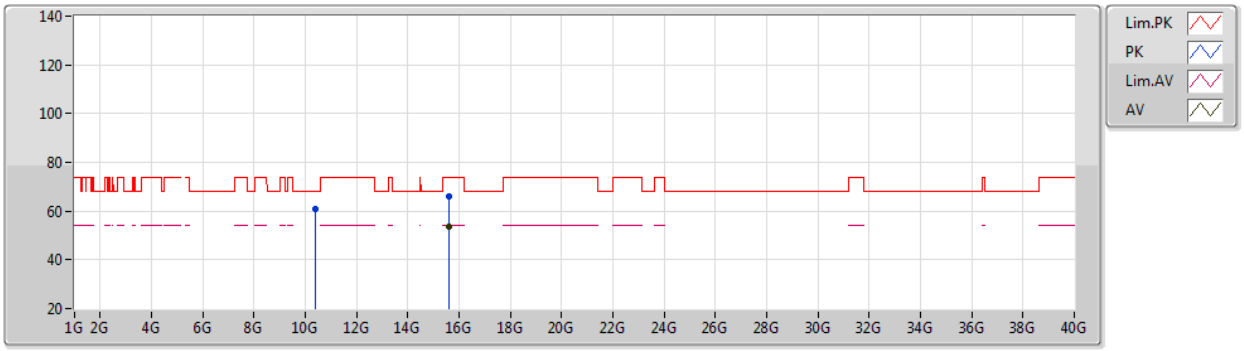

EUT Z_3TX
Setting 38
02-D-K-3

Type	Freq	Level	Limit	Margin	Raw	Dist	Condition	Azimuth	Height	Comment	AF	CL	PA
	(Hz)	(dBuV/m)	(dBuV/m)	(dB)	(dBuV)	(m)		(°)	(m)		(dB)	(dB)	(dB)
PK	10.4041G	61.01	68.20	-7.19	46.21	3	Vertical	113	1.56	-	38.86	8.53	32.59
PK	15.6003G	66.20	74.00	-7.80	51.23	3	Vertical	59	3.00	-	38.56	9.27	32.86
AV	15.6001G	53.73	54.00	-0.27	38.76	3	Vertical	59	3.00	-	38.56	9.27	32.86

802.11ac VHT20_Nss1,(MCS0)_3TX

5200MHz_TX

01/08/2020

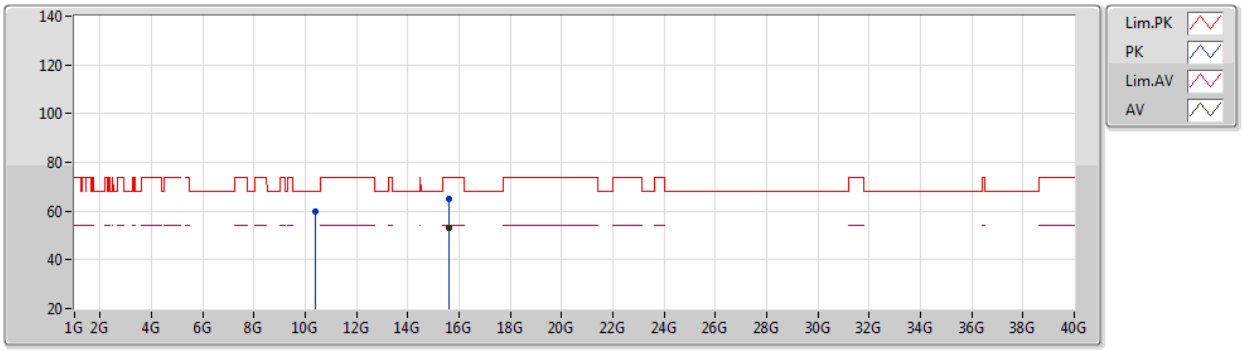

EUT Z_3TX
Setting 38
02-D-K-3

Type	Freq	Level	Limit	Margin	Raw	Dist	Condition	Azimuth	Height	Comment	AF	CL	PA
	(Hz)	(dBuV/m)	(dBuV/m)	(dB)	(dBuV)	(m)		(°)	(m)		(dB)	(dB)	(dB)
PK	10.4003G	60.03	68.20	-8.17	45.24	3	Horizontal	167	2.19	-	38.86	8.52	32.59
PK	15.5936G	64.80	74.00	-9.20	49.81	3	Horizontal	219	1.85	-	38.58	9.27	32.86
AV	15.5986G	53.05	54.00	-0.95	38.08	3	Horizontal	219	1.85	-	38.56	9.27	32.86

802.11ac VHT20_Nss1,(MCS0)_3TX

5240MHz_TX

01/08/2020

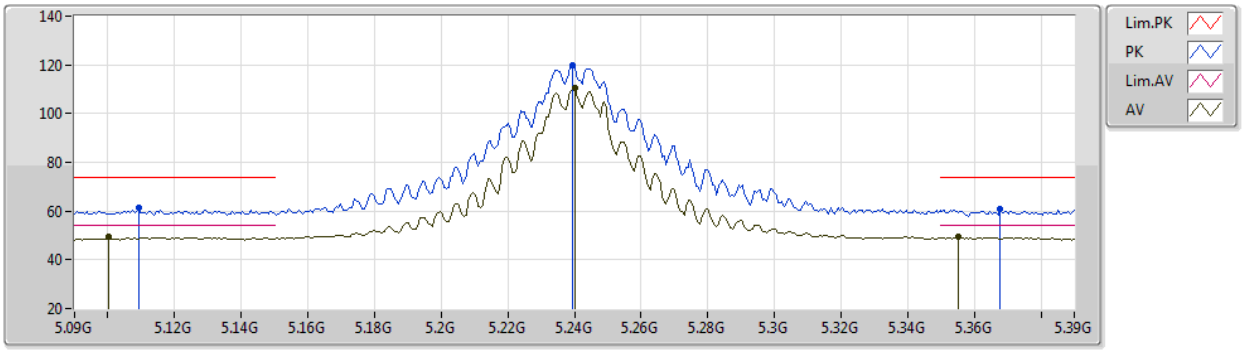

EUT Y_3TX
Setting 42
02-D-K-3-10

Type	Freq	Level	Limit	Margin	Raw	Dist	Condition	Azimuth	Height	Comment	AF	CL	PA
	(Hz)	(dBuV/m)	(dBuV/m)	(dB)	(dBuV)	(m)		(°)	(m)		(dB)	(dB)	(dB)
PK	5.1092G	61.14	74.00	-12.86	53.53	3	Vertical	196	1.93	-	33.41	5.95	31.75
AV	5.1002G	49.45	54.00	-4.55	41.86	3	Vertical	196	1.93	-	33.40	5.95	31.76
PK	5.2394G	120.01	Inf	-Inf	112.07	3	Vertical	196	1.93	-	33.58	6.02	31.66
AV	5.24G	110.33	Inf	-Inf	102.39	3	Vertical	196	1.93	-	33.58	6.02	31.66
PK	5.3678G	60.74	74.00	-13.26	52.46	3	Vertical	196	1.93	-	33.77	6.08	31.57
AV	5.3552G	49.26	54.00	-4.74	41.00	3	Vertical	196	1.93	-	33.76	6.08	31.58

802.11ac VHT20_Nss1,(MCS0)_3TX

5240MHz_TX

01/08/2020

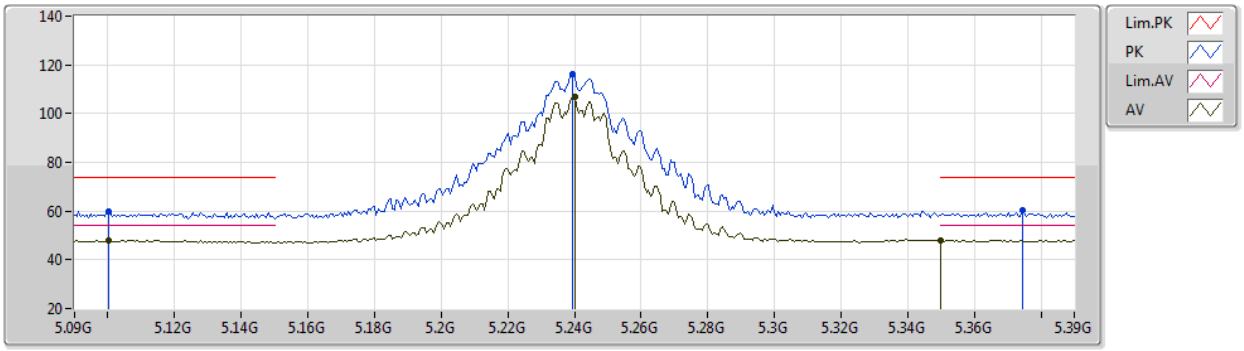

EUT Y_3TX
Setting 42
02-D-K-3-10

Type	Freq	Level	Limit	Margin	Raw	Dist	Condition	Azimuth	Height	Comment	AF	CL	PA
	(Hz)	(dBuV/m)	(dBuV/m)	(dB)	(dBuV)	(m)		(°)	(m)		(dB)	(dB)	(dB)
PK	5.1002G	59.65	74.00	-14.35	52.06	3	Horizontal	182	2.73	-	33.40	5.95	31.76
AV	5.1002G	48.10	54.00	-5.90	40.51	3	Horizontal	182	2.73	-	33.40	5.95	31.76
PK	5.2394G	116.21	Inf	-Inf	108.27	3	Horizontal	182	2.73	-	33.58	6.02	31.66
AV	5.24G	106.93	Inf	-Inf	98.99	3	Horizontal	182	2.73	-	33.58	6.02	31.66
PK	5.3744G	60.17	74.00	-13.83	51.88	3	Horizontal	182	2.73	-	33.77	6.09	31.57
AV	5.35G	48.07	54.00	-5.93	39.82	3	Horizontal	182	2.73	-	33.75	6.08	31.58

802.11ac VHT20_Nss1,(MCS0)_3TX

5240MHz_TX

01/08/2020

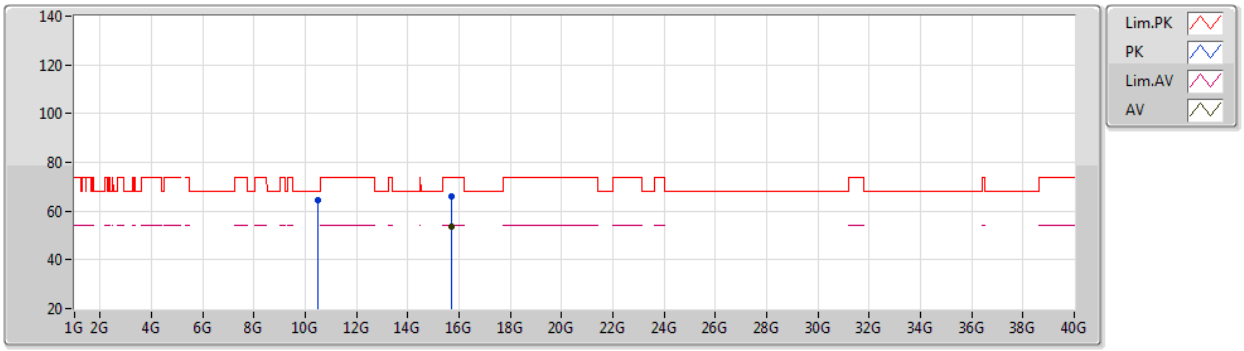

EUT Z_3TX
Setting 42
02-D-K-3

Type	Freq	Level	Limit	Margin	Raw	Dist	Condition	Azimuth	Height	Comment	AF	CL	PA
	(Hz)	(dBuV/m)	(dBuV/m)	(dB)	(dBuV)	(m)		(°)	(m)		(dB)	(dB)	(dB)
PK	10.4836G	64.59	68.20	-3.61	49.85	3	Vertical	170	1.86	-	38.81	8.55	32.62
PK	15.7203G	66.19	74.00	-7.81	51.54	3	Vertical	57	2.96	-	38.21	9.31	32.87
AV	15.72G	53.71	54.00	-0.29	39.06	3	Vertical	57	2.96	-	38.21	9.31	32.87

802.11ac VHT20_Nss1,(MCS0)_3TX

5240MHz_TX

01/08/2020

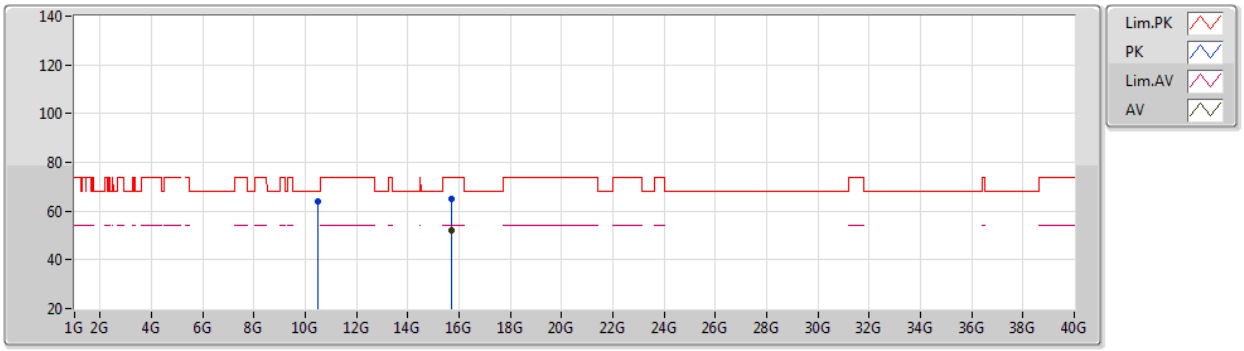

EUT Z_3TX
Setting 42
02-D-K-3

Type	Freq	Level	Limit	Margin	Raw	Dist	Condition	Azimuth	Height	Comment	AF	CL	PA
	(Hz)	(dBuV/m)	(dBuV/m)	(dB)	(dBuV)	(m)		(°)	(m)		(dB)	(dB)	(dB)
PK	10.4799G	63.75	68.20	-4.45	49.00	3	Horizontal	168	2.19	-	38.81	8.55	32.61
PK	15.7166G	65.20	74.00	-8.80	50.54	3	Horizontal	252	1.98	-	38.22	9.31	32.87
AV	15.7218G	52.15	54.00	-1.85	37.50	3	Horizontal	252	1.98	-	38.21	9.31	32.87

802.11ac VHT20_Nss1,(MCS0)_3TX

5260MHz_TX

01/08/2020

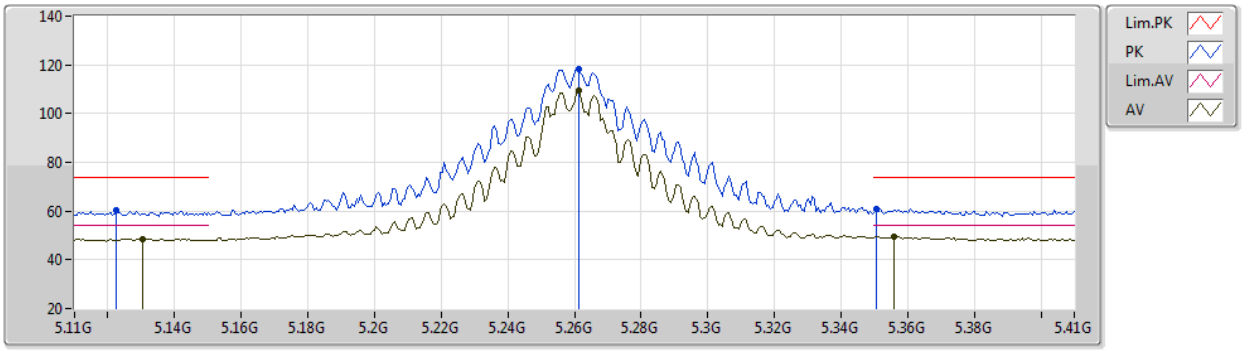

EUT Y_3TX
Setting 43
02-D-K-3-10

Type	Freq	Level	Limit	Margin	Raw	Dist	Condition	Azimuth	Height	Comment	AF	CL	PA
	(Hz)	(dBuV/m)	(dBuV/m)	(dB)	(dBuV)	(m)		(°)	(m)		(dB)	(dB)	(dB)
PK	5.1226G	60.57	74.00	-13.43	52.93	3	Vertical	179	1.75	-	33.42	5.96	31.74
AV	5.1304G	48.64	54.00	-5.36	40.98	3	Vertical	179	1.75	-	33.43	5.97	31.74
PK	5.2612G	118.20	Inf	-Inf	110.20	3	Vertical	179	1.75	-	33.62	6.03	31.65
AV	5.2612G	109.42	Inf	-Inf	101.42	3	Vertical	179	1.75	-	33.62	6.03	31.65
PK	5.3506G	60.84	74.00	-13.16	52.59	3	Vertical	179	1.75	-	33.75	6.08	31.58
AV	5.356G	49.44	54.00	-4.56	41.18	3	Vertical	179	1.75	-	33.76	6.08	31.58

802.11ac VHT20_Nss1,(MCS0)_3TX

5260MHz_TX

01/08/2020

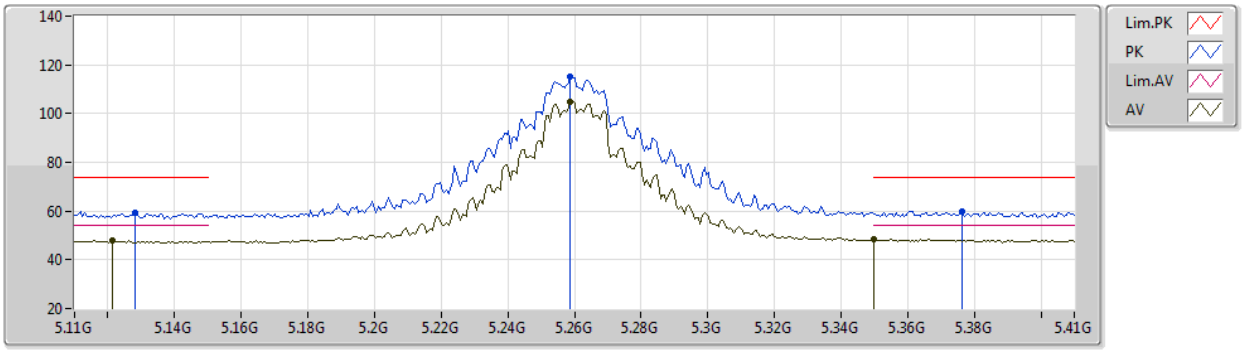

EUT Y_3TX
Setting 43
02-D-K-3-10

Type	Freq	Level	Limit	Margin	Raw	Dist	Condition	Azimuth	Height	Comment	AF	CL	PA
	(Hz)	(dBuV/m)	(dBuV/m)	(dB)	(dBuV)	(m)		(°)	(m)		(dB)	(dB)	(dB)
PK	5.128G	59.16	74.00	-14.84	51.51	3	Horizontal	185	1.41	-	33.43	5.96	31.74
AV	5.1214G	47.92	54.00	-6.08	40.29	3	Horizontal	185	1.41	-	33.42	5.96	31.75
PK	5.2588G	115.27	Inf	-Inf	107.27	3	Horizontal	185	1.41	-	33.62	6.03	31.65
AV	5.2588G	104.84	Inf	-Inf	96.84	3	Horizontal	185	1.41	-	33.62	6.03	31.65
PK	5.3764G	59.74	74.00	-14.26	51.44	3	Horizontal	185	1.41	-	33.78	6.09	31.57
AV	5.35G	48.51	54.00	-5.49	40.26	3	Horizontal	185	1.41	-	33.75	6.08	31.58

802.11ac VHT20_Nss1,(MCS0)_3TX

5260MHz_TX

01/08/2020

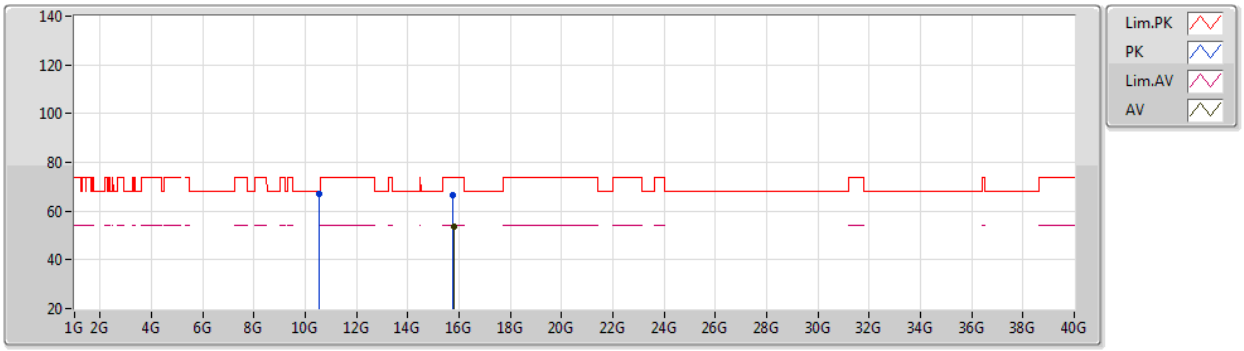

EUT Z_3TX
Setting 43
02-D-K-3

Type	Freq	Level	Limit	Margin	Raw	Dist	Condition	Azimuth	Height	Comment	AF	CL	PA
	(Hz)	(dBuV/m)	(dBuV/m)	(dB)	(dBuV)	(m)		(°)	(m)		(dB)	(dB)	(dB)
PK	10.519G	66.95	68.20	-1.25	52.23	3	Vertical	168	1.80	-	38.79	8.56	32.63
PK	15.7764G	66.46	74.00	-7.54	51.95	3	Vertical	143	2.83	-	38.05	9.33	32.87
AV	15.7835G	53.45	54.00	-0.55	38.96	3	Vertical	143	2.83	-	38.03	9.33	32.87

802.11ac VHT20_Nss1,(MCS0)_3TX

5260MHz_TX

01/08/2020

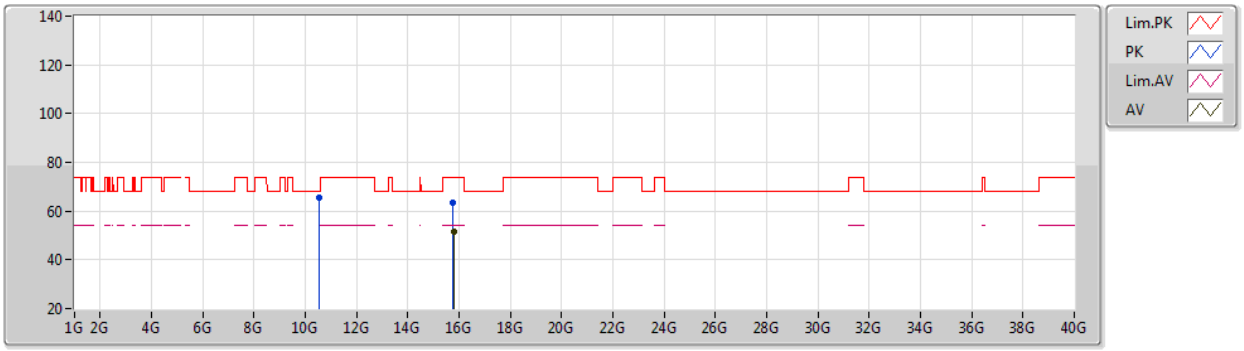

EUT Z_3TX
Setting 43
02-D-K-3

Type	Freq	Level	Limit	Margin	Raw	Dist	Condition	Azimuth	Height	Comment	AF	CL	PA
	(Hz)	(dBuV/m)	(dBuV/m)	(dB)	(dBuV)	(m)		(°)	(m)		(dB)	(dB)	(dB)
PK	10.5204G	65.54	68.20	-2.66	50.82	3	Horizontal	169	2.22	-	38.79	8.56	32.63
PK	15.7736G	63.41	74.00	-10.59	48.89	3	Horizontal	254	1.87	-	38.06	9.33	32.87
AV	15.7788G	51.48	54.00	-2.52	36.98	3	Horizontal	254	1.87	-	38.04	9.33	32.87

802.11ac VHT20_Nss1,(MCS0)_3TX

5300MHz_TX

01/08/2020

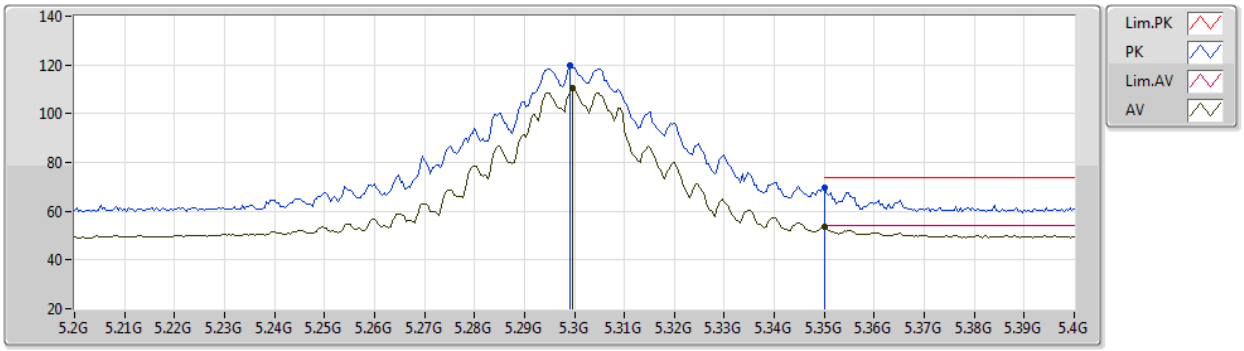

EUT Y_3TX
Setting 40
02-D-K-3-10

Type	Freq	Level	Limit	Margin	Raw	Dist	Condition	Azimuth	Height	Comment	AF	CL	PA
	(Hz)	(dBuV/m)	(dBuV/m)	(dB)	(dBuV)	(m)		(°)	(m)		(dB)	(dB)	(dB)
PK	5.2992G	119.76	Inf	-Inf	111.63	3	Vertical	192	1.80	-	33.70	6.05	31.62
AV	5.2996G	110.41	Inf	-Inf	102.28	3	Vertical	192	1.80	-	33.70	6.05	31.62
PK	5.35G	69.52	74.00	-4.48	61.27	3	Vertical	192	1.80	-	33.75	6.08	31.58
AV	5.35G	53.53	54.00	-0.47	45.28	3	Vertical	192	1.80	-	33.75	6.08	31.58

802.11ac VHT20_Nss1,(MCS0)_3TX

5300MHz_TX

01/08/2020

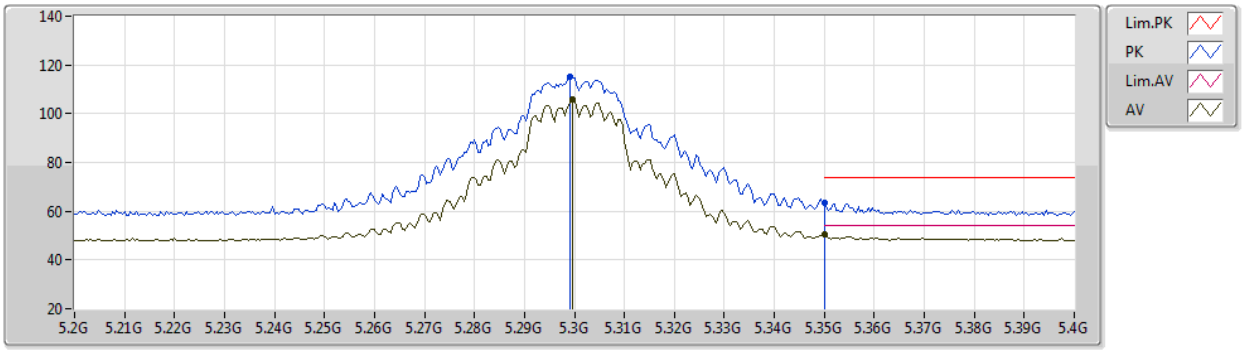

EUT Y_3TX
Setting 40
02-D-K-3-10

Type	Freq	Level	Limit	Margin	Raw	Dist	Condition	Azimuth	Height	Comment	AF	CL	PA
	(Hz)	(dBuV/m)	(dBuV/m)	(dB)	(dBuV)	(m)		(°)	(m)		(dB)	(dB)	(dB)
PK	5.2992G	115.03	Inf	-Inf	106.90	3	Horizontal	350	1.80	-	33.70	6.05	31.62
AV	5.2996G	105.89	Inf	-Inf	97.76	3	Horizontal	350	1.80	-	33.70	6.05	31.62
PK	5.35G	63.38	74.00	-10.62	55.13	3	Horizontal	350	1.80	-	33.75	6.08	31.58
AV	5.35G	50.39	54.00	-3.61	42.14	3	Horizontal	350	1.80	-	33.75	6.08	31.58

802.11ac VHT20_Nss1,(MCS0)_3TX

5300MHz_TX

01/08/2020

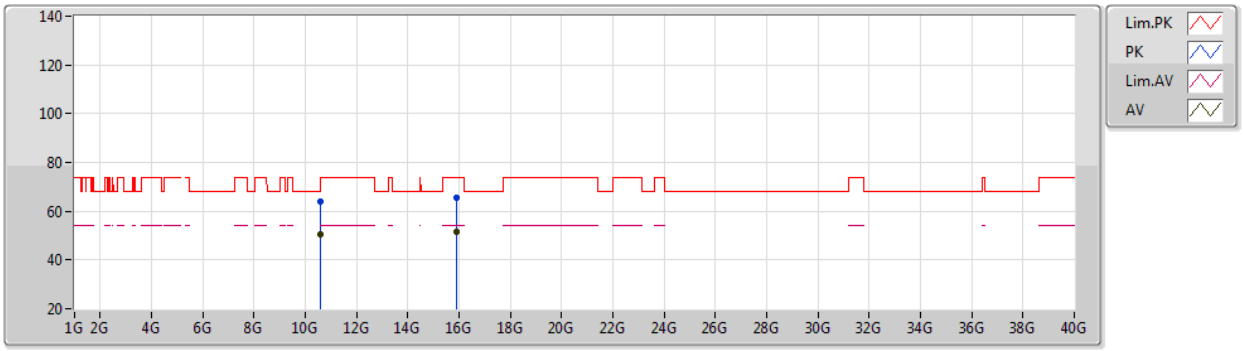

EUT Z_3TX
Setting 40
02-D-K-3

Type	Freq	Level	Limit	Margin	Raw	Dist	Condition	Azimuth	Height	Comment	AF	CL	PA
	(Hz)	(dBuV/m)	(dBuV/m)	(dB)	(dBuV)	(m)		(°)	(m)		(dB)	(dB)	(dB)
PK	10.6091G	63.92	74.00	-10.08	49.25	3	Vertical	169	1.80	-	38.73	8.59	32.65
AV	10.6037G	50.64	54.00	-3.36	35.96	3	Vertical	169	1.80	-	38.74	8.59	32.65
PK	15.8966G	65.32	74.00	-8.68	51.12	3	Vertical	122	1.81	-	37.70	9.37	32.87
AV	15.9021G	51.74	54.00	-2.26	37.57	3	Vertical	122	1.81	-	37.68	9.37	32.88

802.11ac VHT20_Nss1,(MCS0)_3TX

5300MHz_TX

01/08/2020

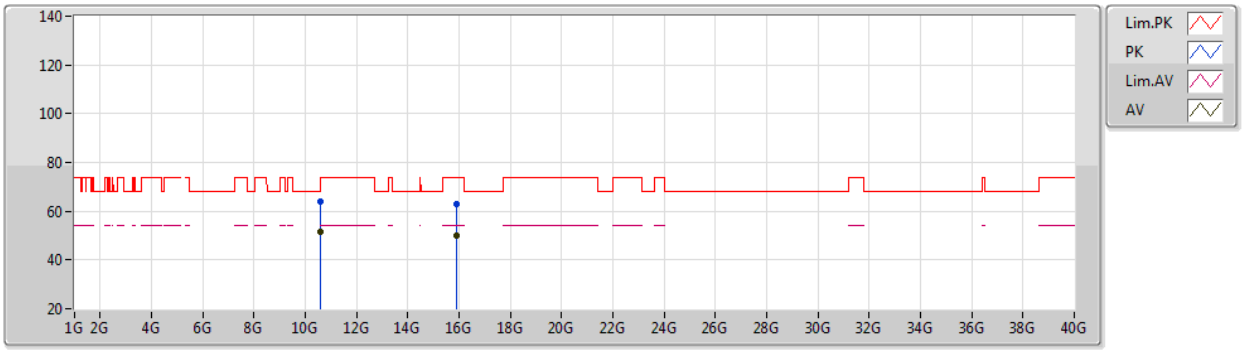

EUT Z_3TX
Setting 40
02-D-K-3

Type	Freq	Level	Limit	Margin	Raw	Dist	Condition	Azimuth	Height	Comment	AF	CL	PA
	(Hz)	(dBuV/m)	(dBuV/m)	(dB)	(dBuV)	(m)		(°)	(m)		(dB)	(dB)	(dB)
PK	10.6048G	64.10	74.00	-9.90	49.42	3	Horizontal	169	1.79	-	38.74	8.59	32.65
AV	10.6006G	51.75	54.00	-2.25	37.07	3	Horizontal	169	1.79	-	38.74	8.59	32.65
PK	15.8945G	62.94	74.00	-11.06	48.73	3	Horizontal	255	1.78	-	37.71	9.37	32.87
AV	15.897G	50.19	54.00	-3.81	35.99	3	Horizontal	255	1.78	-	37.70	9.37	32.87

802.11ac VHT20_Nss1,(MCS0)_3TX

5320MHz_TX

01/08/2020

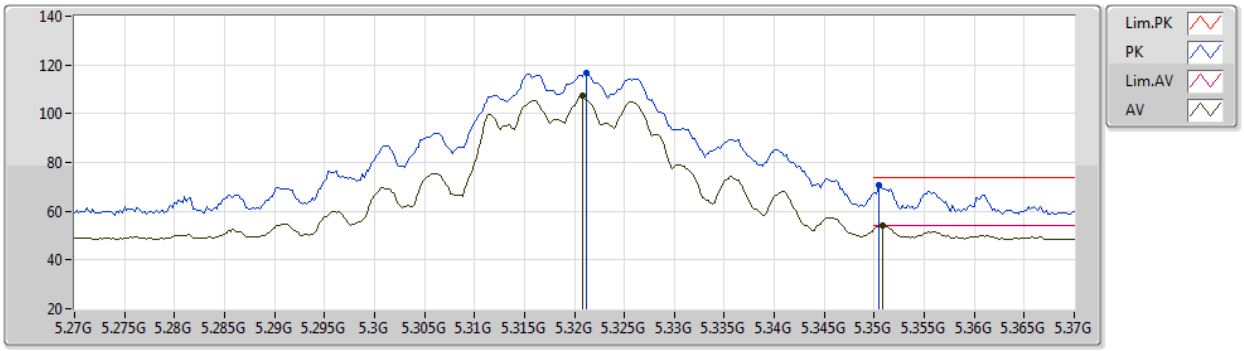

EUT Y_3TX
Setting 33
02-D-K-3-10

Type	Freq	Level	Limit	Margin	Raw	Dist	Condition	Azimuth	Height	Comment	AF	CL	PA
	(Hz)	(dBuV/m)	(dBuV/m)	(dB)	(dBuV)	(m)		(°)	(m)		(dB)	(dB)	(dB)
PK	5.3212G	116.63	Inf	-Inf	108.46	3	Vertical	179	1.80	-	33.72	6.06	31.61
AV	5.3208G	107.20	Inf	-Inf	99.03	3	Vertical	179	1.80	-	33.72	6.06	31.61
PK	5.3504G	70.54	74.00	-3.46	62.29	3	Vertical	179	1.80	-	33.75	6.08	31.58
AV	5.3508G	53.96	54.00	-0.04	45.71	3	Vertical	179	1.80	-	33.75	6.08	31.58

802.11ac VHT20_Nss1,(MCS0)_3TX

5320MHz_TX

01/08/2020

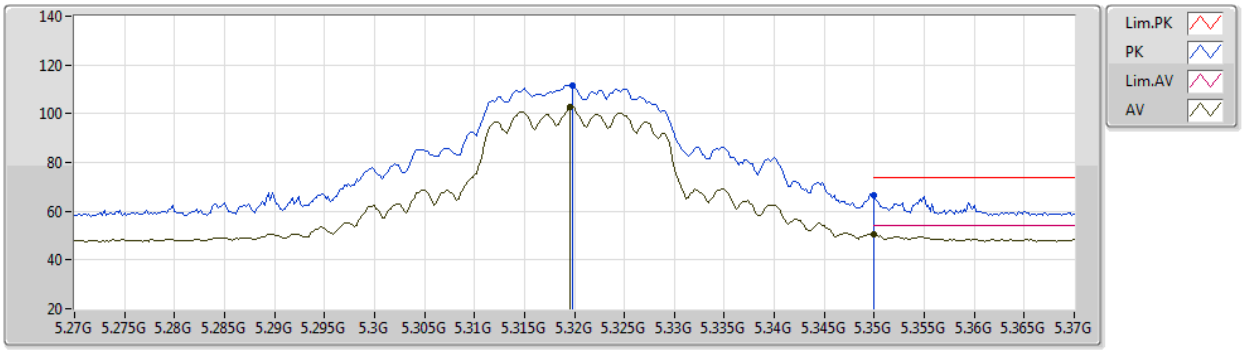

EUT Y_3TX
Setting 33
02-D-K-3-10

Type	Freq	Level	Limit	Margin	Raw	Dist	Condition	Azimuth	Height	Comment	AF	CL	PA
	(Hz)	(dBuV/m)	(dBuV/m)	(dB)	(dBuV)	(m)		(°)	(m)		(dB)	(dB)	(dB)
PK	5.3198G	111.65	Inf	-Inf	103.48	3	Horizontal	353	1.36	-	33.72	6.06	31.61
AV	5.3196G	102.71	Inf	-Inf	94.54	3	Horizontal	353	1.36	-	33.72	6.06	31.61
PK	5.35G	66.71	74.00	-7.29	58.46	3	Horizontal	353	1.36	-	33.75	6.08	31.58
AV	5.35G	50.57	54.00	-3.43	42.32	3	Horizontal	353	1.36	-	33.75	6.08	31.58

802.11ac VHT20_Nss1,(MCS0)_3TX

5320MHz_TX

01/08/2020

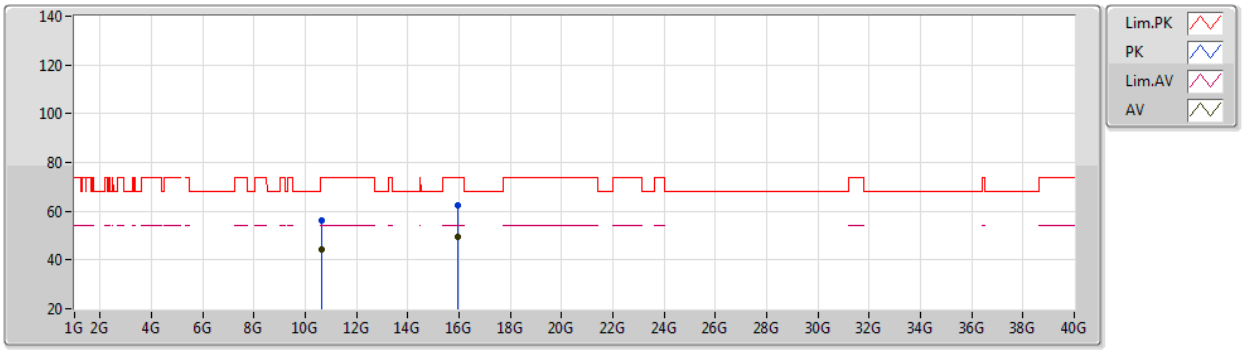

EUT Z_3TX
Setting 33
02-D-K-3

Type	Freq	Level	Limit	Margin	Raw	Dist	Condition	Azimuth	Height	Comment	AF	CL	PA
	(Hz)	(dBuV/m)	(dBuV/m)	(dB)	(dBuV)	(m)		(°)	(m)		(dB)	(dB)	(dB)
PK	10.6378G	56.21	74.00	-17.79	41.55	3	Vertical	335	1.68	-	38.72	8.60	32.66
AV	10.6406G	44.22	54.00	-9.78	29.56	3	Vertical	335	1.68	-	38.72	8.60	32.66
PK	15.9578G	62.39	74.00	-11.61	48.36	3	Vertical	145	2.87	-	37.52	9.39	32.88
AV	15.96G	49.74	54.00	-4.26	35.71	3	Vertical	145	2.87	-	37.52	9.39	32.88

802.11ac VHT20_Nss1,(MCS0)_3TX

5320MHz_TX

01/08/2020

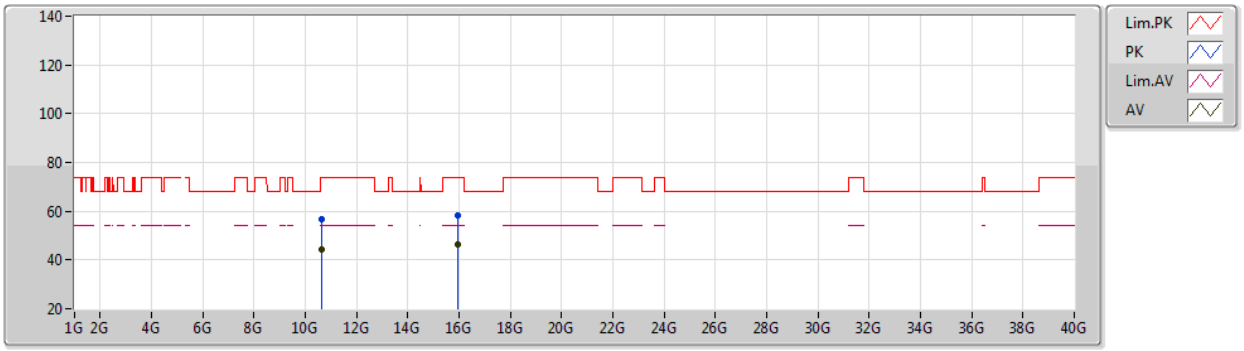

EUT Z_3TX
Setting 33
02-D-K-3

Type	Freq	Level	Limit	Margin	Raw	Dist	Condition	Azimuth	Height	Comment	AF	CL	PA
	(Hz)	(dBuV/m)	(dBuV/m)	(dB)	(dBuV)	(m)		(°)	(m)		(dB)	(dB)	(dB)
PK	10.6411G	56.82	74.00	-17.18	42.16	3	Horizontal	168	1.80	-	38.72	8.60	32.66
AV	10.6404G	44.26	54.00	-9.74	29.60	3	Horizontal	168	1.80	-	38.72	8.60	32.66
PK	15.9549G	58.23	74.00	-15.77	44.19	3	Horizontal	255	1.86	-	37.53	9.39	32.88
AV	15.9551G	46.24	54.00	-7.76	32.20	3	Horizontal	255	1.86	-	37.53	9.39	32.88

802.11ac VHT20_Nss1,(MCS0)_3TX

5500MHz_TX

01/08/2020

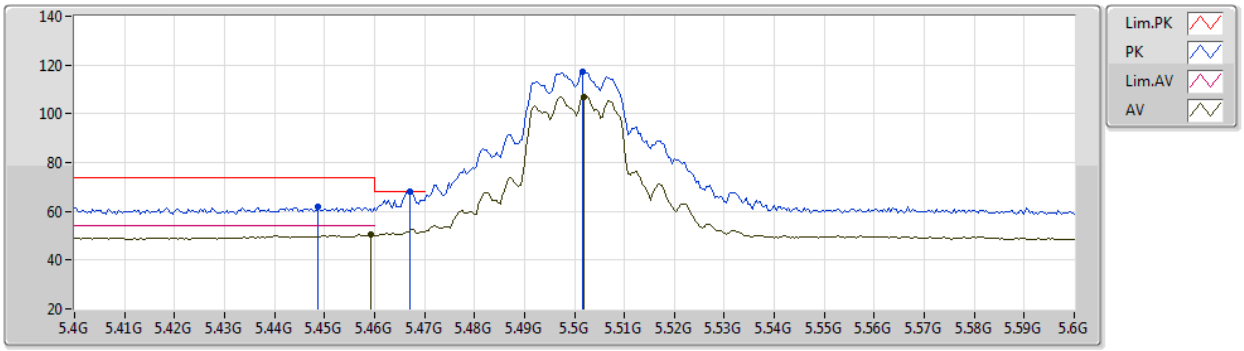

EUT Y_3TX
Setting 30
02-D-K-3-10

Type	Freq	Level	Limit	Margin	Raw	Dist	Condition	Azimuth	Height	Comment	AF	CL	PA
	(Hz)	(dBuV/m)	(dBuV/m)	(dB)	(dBuV)	(m)		(°)	(m)		(dB)	(dB)	(dB)
PK	5.4488G	61.75	74.00	-12.25	53.26	3	Vertical	193	1.57	-	33.85	6.15	31.51
PK	5.4672G	68.08	68.20	-0.12	59.54	3	Vertical	193	1.57	-	33.87	6.17	31.50
AV	5.4592G	50.42	54.00	-3.58	41.89	3	Vertical	193	1.57	-	33.86	6.17	31.50
PK	5.5016G	117.05	Inf	-Inf	108.41	3	Vertical	193	1.57	-	33.90	6.21	31.47
AV	5.502G	107.11	Inf	-Inf	98.47	3	Vertical	193	1.57	-	33.90	6.21	31.47

802.11ac VHT20_Nss1,(MCS0)_3TX

5500MHz_TX

01/08/2020

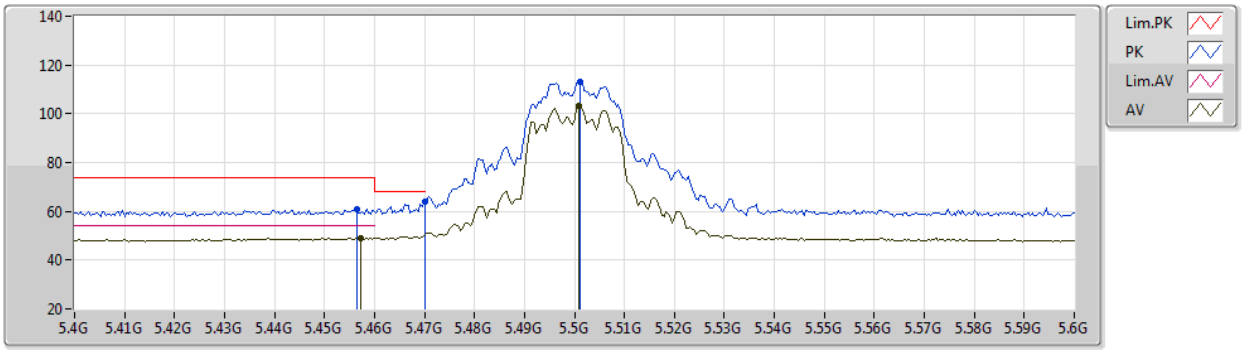

EUT Y_3TX
Setting 30
02-D-K-3-10

Type	Freq	Level	Limit	Margin	Raw	Dist	Condition	Azimuth	Height	Comment	AF	CL	PA
	(Hz)	(dBuV/m)	(dBuV/m)	(dB)	(dBuV)	(m)		(°)	(m)		(dB)	(dB)	(dB)
PK	5.4564G	60.94	74.00	-13.06	52.42	3	Horizontal	193	2.18	-	33.86	6.16	31.50
AV	5.4572G	49.03	54.00	-4.97	40.51	3	Horizontal	193	2.18	-	33.86	6.16	31.50
PK	5.47G	63.95	68.20	-4.25	55.39	3	Horizontal	193	2.18	-	33.87	6.18	31.49
PK	5.5012G	113.30	Inf	-Inf	104.66	3	Horizontal	193	2.18	-	33.90	6.21	31.47
AV	5.5008G	103.34	Inf	-Inf	94.70	3	Horizontal	193	2.18	-	33.90	6.21	31.47

802.11ac VHT20_Nss1,(MCS0)_3TX

5500MHz_TX

01/08/2020

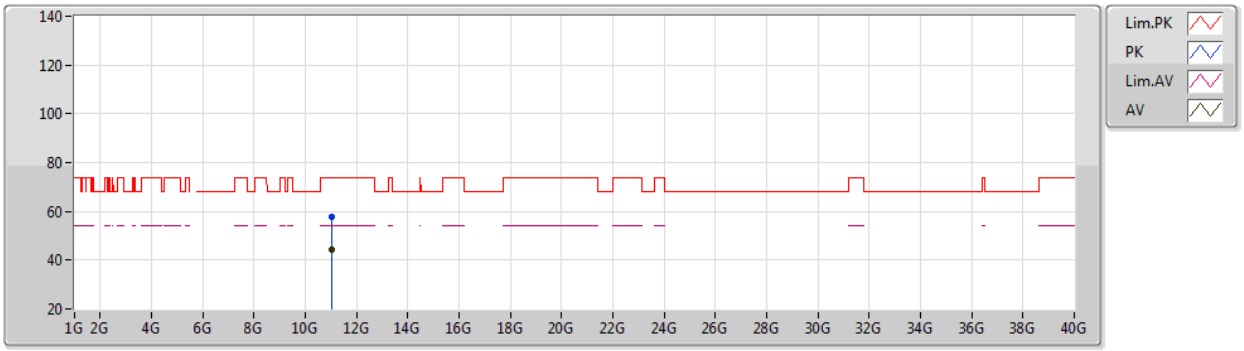

EUT Z_3TX
Setting 30
02-D-K-3

Type	Freq	Level	Limit	Margin	Raw	Dist	Condition	Azimuth	Height	Comment	AF	CL	PA
	(Hz)	(dBuV/m)	(dBuV/m)	(dB)	(dBuV)	(m)		(°)	(m)		(dB)	(dB)	(dB)
PK	11.0234G	57.97	74.00	-16.03	43.49	3	Vertical	148	2.83	-	38.52	8.72	32.76
AV	11.0209G	44.06	54.00	-9.94	29.58	3	Vertical	148	2.83	-	38.52	8.72	32.76

802.11ac VHT20_Nss1,(MCS0)_3TX

5500MHz_TX

01/08/2020

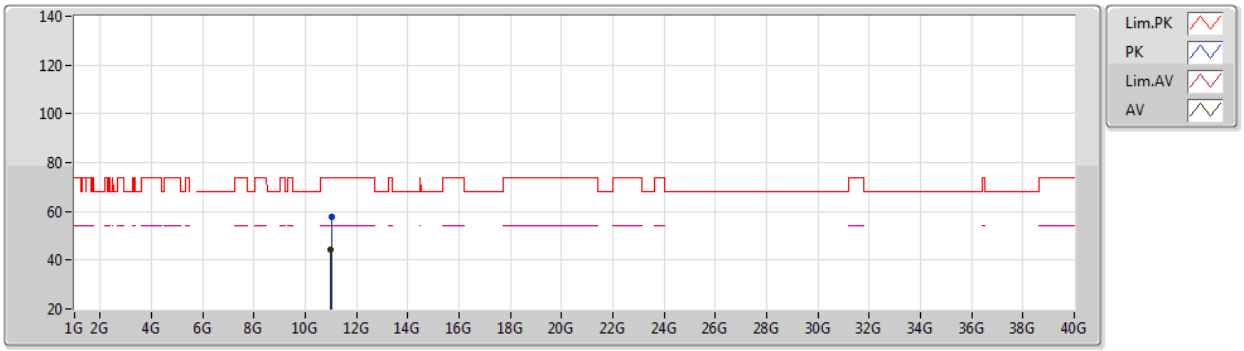

EUT Z_3TX
Setting 30
02-D-K-3

Type	Freq	Level	Limit	Margin	Raw	Dist	Condition	Azimuth	Height	Comment	AF	CL	PA
	(Hz)	(dBuV/m)	(dBuV/m)	(dB)	(dBuV)	(m)		(°)	(m)		(dB)	(dB)	(dB)
PK	11.0123G	57.79	74.00	-16.21	43.33	3	Horizontal	331	2.91	-	38.51	8.71	32.76
AV	11.0072G	44.08	54.00	-9.92	29.62	3	Horizontal	331	2.91	-	38.51	8.71	32.76

802.11ac VHT20_Nss1,(MCS0)_3TX

5580MHz_TX

01/08/2020

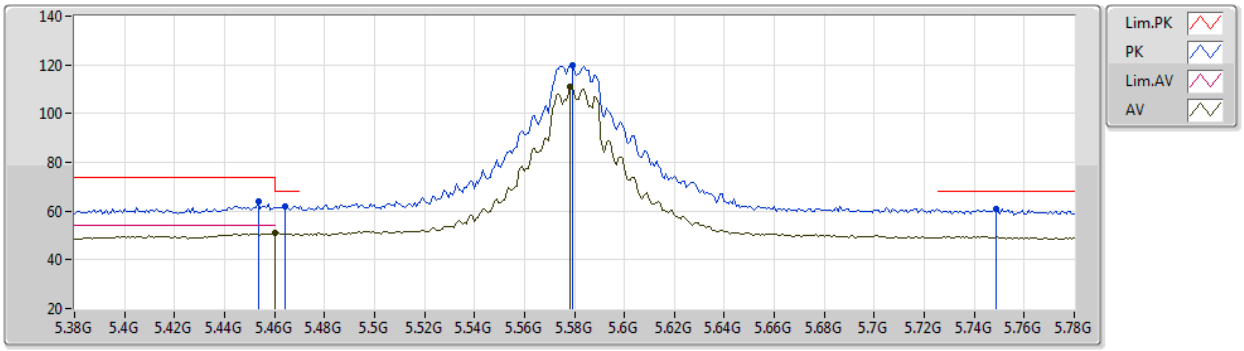

EUT Y_3TX
Setting 39
02-D-K-3-10

Type	Freq	Level	Limit	Margin	Raw	Dist	Condition	Azimuth	Height	Comment	AF	CL	PA
	(Hz)	(dBuV/m)	(dBuV/m)	(dB)	(dBuV)	(m)		(°)	(m)		(dB)	(dB)	(dB)
PK	5.4536G	64.19	74.00	-9.81	55.69	3	Vertical	205	1.58	-	33.85	6.16	31.51
PK	5.464G	62.04	68.20	-6.16	53.51	3	Vertical	205	1.58	-	33.86	6.17	31.50
AV	5.46G	51.11	54.00	-2.89	42.58	3	Vertical	205	1.58	-	33.86	6.17	31.50
PK	5.5792G	119.95	Inf	-Inf	111.24	3	Vertical	205	1.58	-	33.90	6.28	31.47
AV	5.5784G	111.18	Inf	-Inf	102.47	3	Vertical	205	1.58	-	33.90	6.28	31.47
PK	5.7488G	60.77	68.20	-7.43	52.06	3	Vertical	205	1.58	-	33.80	6.37	31.46

802.11ac VHT20_Nss1,(MCS0)_3TX

5580MHz_TX

01/08/2020

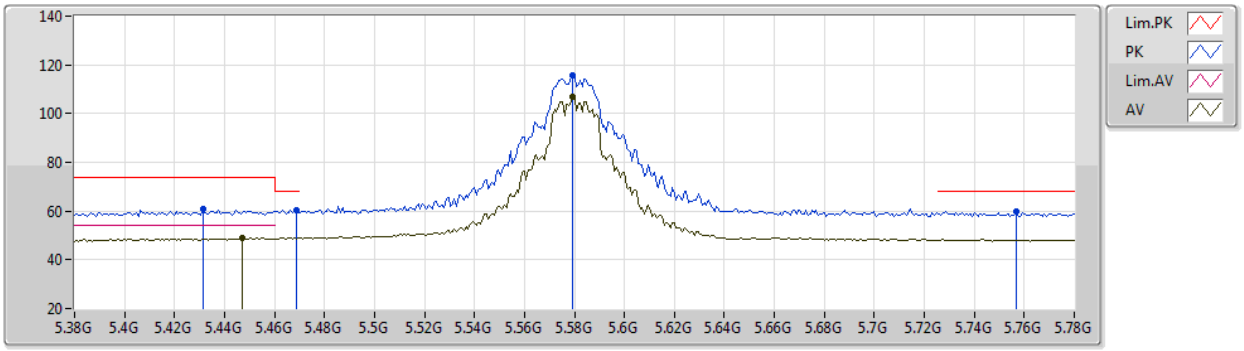

EUT Y_3TX
Setting 39
02-D-K-3-10

Type	Freq	Level	Limit	Margin	Raw	Dist	Condition	Azimuth	Height	Comment	AF	CL	PA
	(Hz)	(dBuV/m)	(dBuV/m)	(dB)	(dBuV)	(m)		(°)	(m)		(dB)	(dB)	(dB)
PK	5.4312G	61.01	74.00	-12.99	52.58	3	Horizontal	182	2.20	-	33.83	6.13	31.53
AV	5.4472G	48.80	54.00	-5.20	40.31	3	Horizontal	182	2.20	-	33.85	6.15	31.51
PK	5.4688G	60.37	68.20	-7.83	51.81	3	Horizontal	182	2.20	-	33.87	6.18	31.49
PK	5.5792G	115.77	Inf	-Inf	107.06	3	Horizontal	182	2.20	-	33.90	6.28	31.47
AV	5.5792G	106.83	Inf	-Inf	98.12	3	Horizontal	182	2.20	-	33.90	6.28	31.47
PK	5.7568G	59.80	68.20	-8.40	51.08	3	Horizontal	182	2.20	-	33.80	6.38	31.46

802.11ac VHT20_Nss1,(MCS0)_3TX

5580MHz_TX

01/08/2020

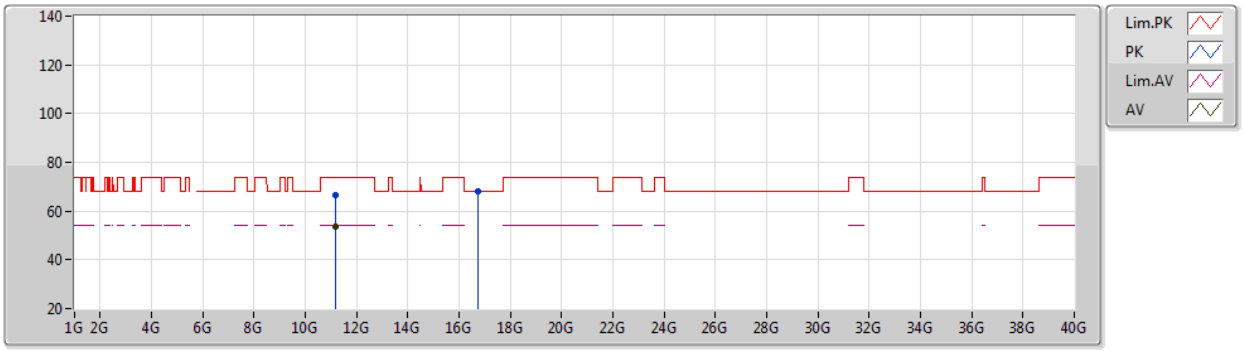

EUT Z_3TX
Setting 39
02-D-K-3

Type	Freq	Level	Limit	Margin	Raw	Dist	Condition	Azimuth	Height	Comment	AF	CL	PA
	(Hz)	(dBuV/m)	(dBuV/m)	(dB)	(dBuV)	(m)		(°)	(m)		(dB)	(dB)	(dB)
PK	11.1636G	66.70	74.00	-7.30	52.10	3	Vertical	166	1.80	-	38.63	8.76	32.79
AV	11.1635G	53.67	54.00	-0.33	39.07	3	Vertical	166	1.80	-	38.63	8.76	32.79
PK	16.7393G	68.16	68.20	-0.04	51.04	3	Vertical	151	2.22	-	40.21	9.85	32.94

802.11ac VHT20_Nss1,(MCS0)_3TX

5580MHz_TX

01/08/2020

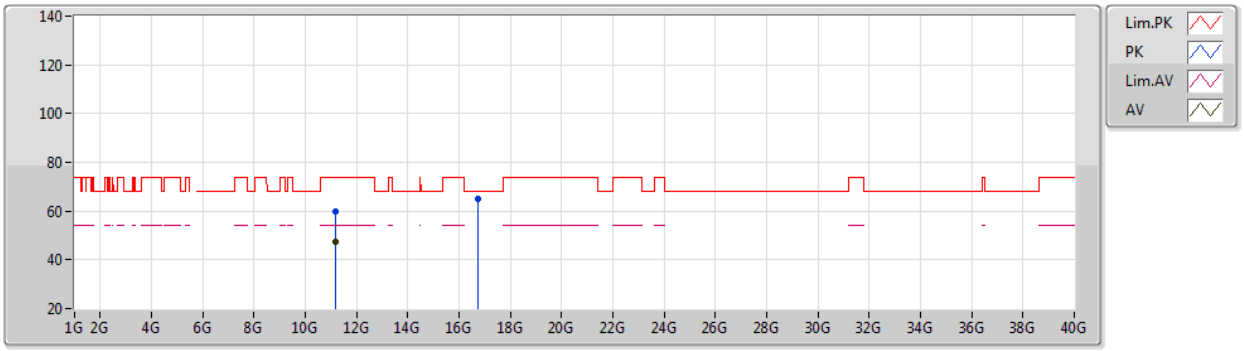

EUT Z_3TX
Setting 39
02-D-K-3

Type	Freq	Level	Limit	Margin	Raw	Dist	Condition	Azimuth	Height	Comment	AF	CL	PA
	(Hz)	(dBuV/m)	(dBuV/m)	(dB)	(dBuV)	(m)		(°)	(m)		(dB)	(dB)	(dB)
PK	11.1627G	59.77	74.00	-14.23	45.17	3	Horizontal	235	2.95	-	38.63	8.76	32.79
AV	11.1623G	47.65	54.00	-6.35	33.05	3	Horizontal	235	2.95	-	38.63	8.76	32.79
PK	16.7345G	64.86	68.20	-3.34	47.76	3	Horizontal	83	1.72	-	40.19	9.85	32.94

802.11ac VHT20_Nss1,(MCS0)_3TX

5700MHz_TX

01/08/2020

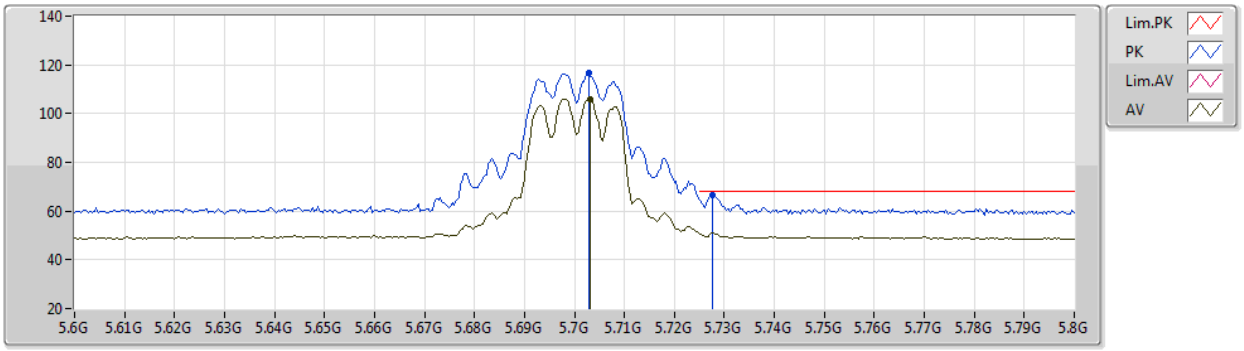

EUT Y_3TX
Setting 26
02-D-K-3-10

Type	Freq	Level	Limit	Margin	Raw	Dist	Condition	Azimuth	Height	Comment	AF	CL	PA
	(Hz)	(dBuV/m)	(dBuV/m)	(dB)	(dBuV)	(m)		(°)	(m)		(dB)	(dB)	(dB)
PK	5.7028G	116.55	Inf	-Inf	107.86	3	Vertical	144	2.42	-	33.80	6.35	31.46
AV	5.7032G	105.93	Inf	-Inf	97.24	3	Vertical	144	2.42	-	33.80	6.35	31.46
PK	5.7276G	66.74	68.20	-1.46	58.04	3	Vertical	144	2.42	-	33.80	6.36	31.46

802.11ac VHT20_Nss1,(MCS0)_3TX

5700MHz_TX

01/08/2020

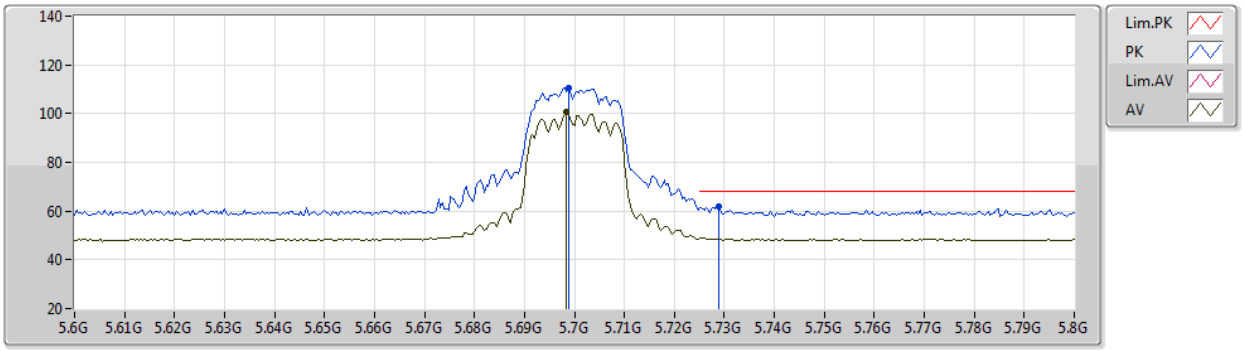

EUT Y_3TX
Setting 26
02-D-K-3-10

Type	Freq	Level	Limit	Margin	Raw	Dist	Condition	Azimuth	Height	Comment	AF	CL	PA
	(Hz)	(dBuV/m)	(dBuV/m)	(dB)	(dBuV)	(m)		(°)	(m)		(dB)	(dB)	(dB)
PK	5.6988G	110.76	Inf	-Inf	102.07	3	Horizontal	179	2.22	-	33.80	6.35	31.46
AV	5.6984G	100.48	Inf	-Inf	91.79	3	Horizontal	179	2.22	-	33.80	6.35	31.46
PK	5.7288G	62.09	68.20	-6.11	53.39	3	Horizontal	179	2.22	-	33.80	6.36	31.46

802.11ac VHT20_Nss1,(MCS0)_3TX

5700MHz_TX

01/08/2020

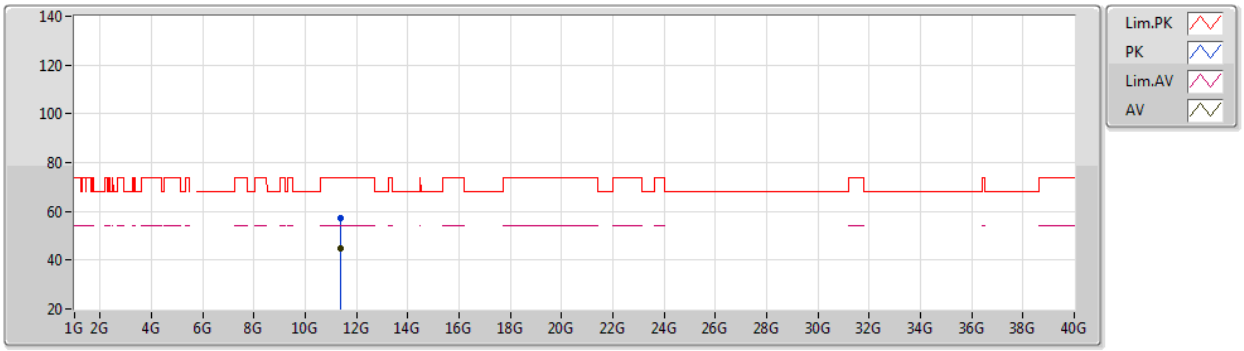

EUT Z_3TX
Setting 26
02-D-K-3

Type	Freq	Level	Limit	Margin	Raw	Dist	Condition	Azimuth	Height	Comment	AF	CL	PA
	(Hz)	(dBuV/m)	(dBuV/m)	(dB)	(dBuV)	(m)		(°)	(m)		(dB)	(dB)	(dB)
PK	11.3969G	57.41	74.00	-16.59	42.59	3	Vertical	204	1.77	-	38.82	8.83	32.83
AV	11.4011G	44.82	54.00	-9.18	30.00	3	Vertical	204	1.77	-	38.82	8.83	32.83

802.11ac VHT20_Nss1,(MCS0)_3TX

5700MHz_TX

01/08/2020

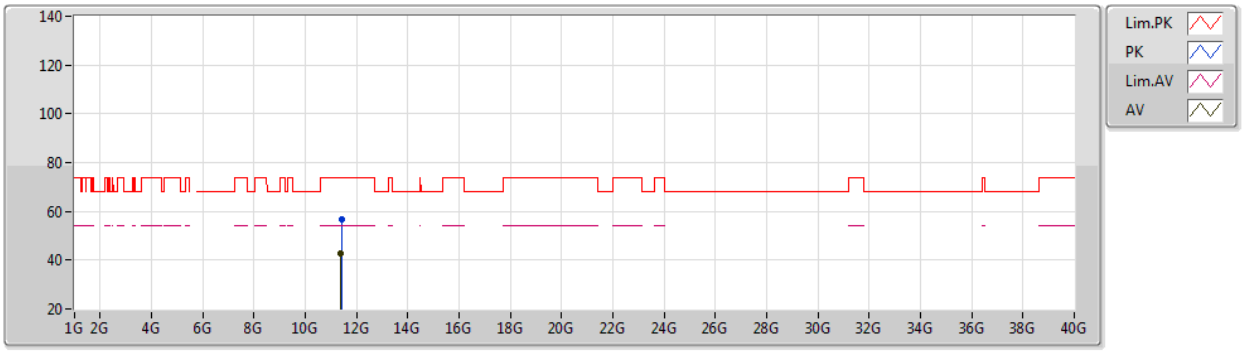

EUT Z_3TX
Setting 26
02-D-K-3

Type	Freq	Level	Limit	Margin	Raw	Dist	Condition	Azimuth	Height	Comment	AF	CL	PA
	(Hz)	(dBuV/m)	(dBuV/m)	(dB)	(dBuV)	(m)		(°)	(m)		(dB)	(dB)	(dB)
PK	11.4037G	56.55	74.00	-17.45	41.73	3	Horizontal	227	1.80	-	38.82	8.83	32.83
AV	11.3967G	42.91	54.00	-11.09	28.09	3	Horizontal	227	1.80	-	38.82	8.83	32.83

802.11ac VHT20_Nss1,(MCS0)_3TX

5745MHz_TX

01/08/2020

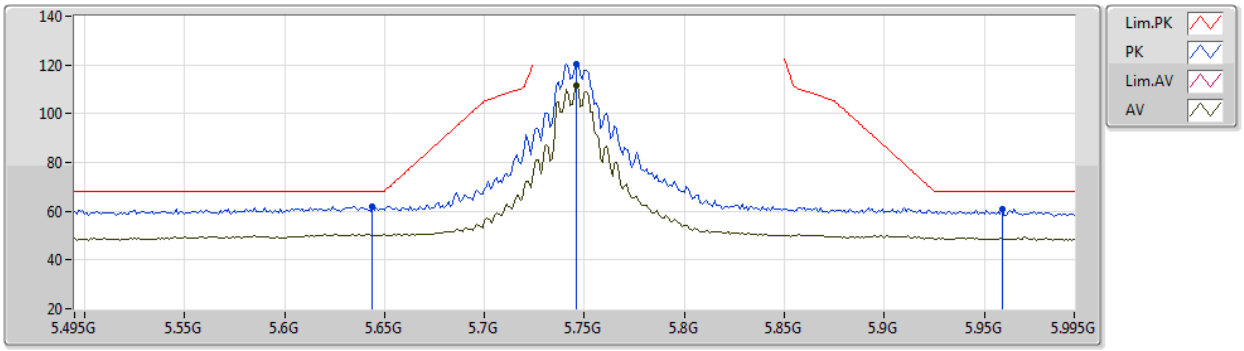

EUT Y_3TX
Setting 39
02-D-K-3-10

Type	Freq	Level	Limit	Margin	Raw	Dist	Condition	Azimuth	Height	Comment	AF	CL	PA
	(Hz)	(dBuV/m)	(dBuV/m)	(dB)	(dBuV)	(m)		(°)	(m)		(dB)	(dB)	(dB)
PK	5.644G	62.01	68.20	-6.19	53.30	3	Vertical	224	1.81	-	33.86	6.32	31.47
PK	5.746G	120.57	Inf	-Inf	111.86	3	Vertical	224	1.81	-	33.80	6.37	31.46
AV	5.746G	111.72	Inf	-Inf	103.01	3	Vertical	224	1.81	-	33.80	6.37	31.46
PK	5.959G	60.84	68.20	-7.36	51.81	3	Vertical	224	1.81	-	34.16	6.32	31.45

802.11ac VHT20_Nss1,(MCS0)_3TX

5745MHz_TX

01/08/2020

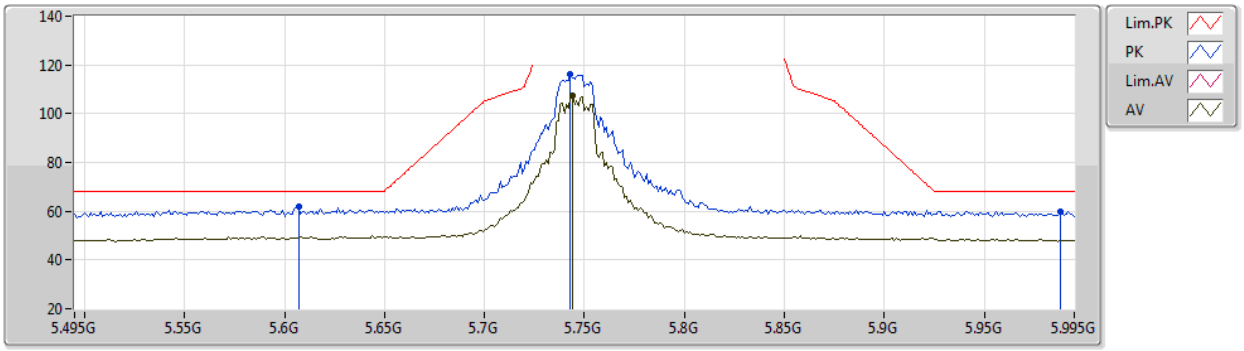

EUT Y_3TX
Setting 39
02-D-K-3-10

Type	Freq	Level	Limit	Margin	Raw	Dist	Condition	Azimuth	Height	Comment	AF	CL	PA
	(Hz)	(dBuV/m)	(dBuV/m)	(dB)	(dBuV)	(m)		(°)	(m)		(dB)	(dB)	(dB)
PK	5.607G	61.97	68.20	-6.23	53.25	3	Horizontal	182	2.07	-	33.89	6.30	31.47
PK	5.743G	116.04	Inf	-Inf	107.33	3	Horizontal	182	2.07	-	33.80	6.37	31.46
AV	5.744G	107.21	Inf	-Inf	98.50	3	Horizontal	182	2.07	-	33.80	6.37	31.46
PK	5.988G	59.98	68.20	-8.22	50.93	3	Horizontal	182	2.07	-	34.19	6.31	31.45

802.11ac VHT20_Nss1,(MCS0)_3TX

5745MHz_TX

01/08/2020

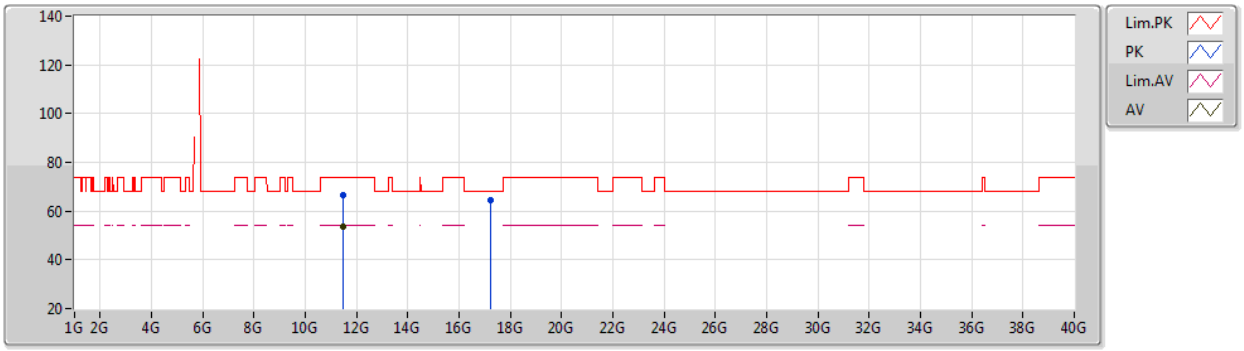

EUT Z_3TX
Setting 39
02-D-K-3

Type	Freq	Level	Limit	Margin	Raw	Dist	Condition	Azimuth	Height	Comment	AF	CL	PA
	(Hz)	(dBuV/m)	(dBuV/m)	(dB)	(dBuV)	(m)		(°)	(m)		(dB)	(dB)	(dB)
PK	11.4894G	66.63	74.00	-7.37	51.74	3	Vertical	170	1.69	-	38.89	8.85	32.85
AV	11.4895G	53.86	54.00	-0.14	38.97	3	Vertical	170	1.69	-	38.89	8.85	32.85
PK	17.2373G	64.57	68.20	-3.63	44.92	3	Vertical	177	1.80	-	42.48	10.15	32.98

802.11ac VHT20_Nss1,(MCS0)_3TX

5745MHz_TX

01/08/2020

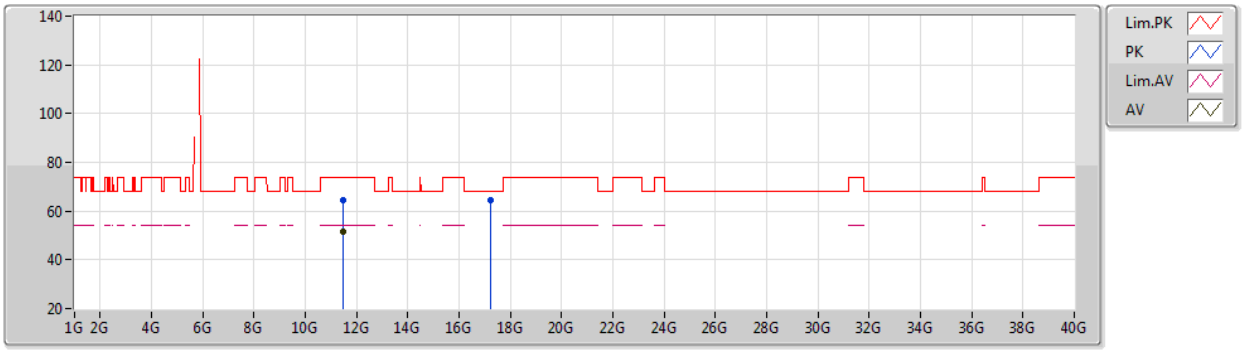

EUT Z_3TX
Setting 39
02-D-K-3

Type	Freq	Level	Limit	Margin	Raw	Dist	Condition	Azimuth	Height	Comment	AF	CL	PA
	(Hz)	(dBuV/m)	(dBuV/m)	(dB)	(dBuV)	(m)		(°)	(m)		(dB)	(dB)	(dB)
PK	11.4895G	64.56	74.00	-9.44	49.67	3	Horizontal	144	2.70	-	38.89	8.85	32.85
AV	11.4893G	51.38	54.00	-2.62	36.49	3	Horizontal	144	2.70	-	38.89	8.85	32.85
PK	17.2476G	64.59	68.20	-3.61	44.87	3	Horizontal	182	1.47	-	42.54	10.16	32.98

802.11ac VHT20_Nss1,(MCS0)_3TX

5785MHz_TX

01/08/2020

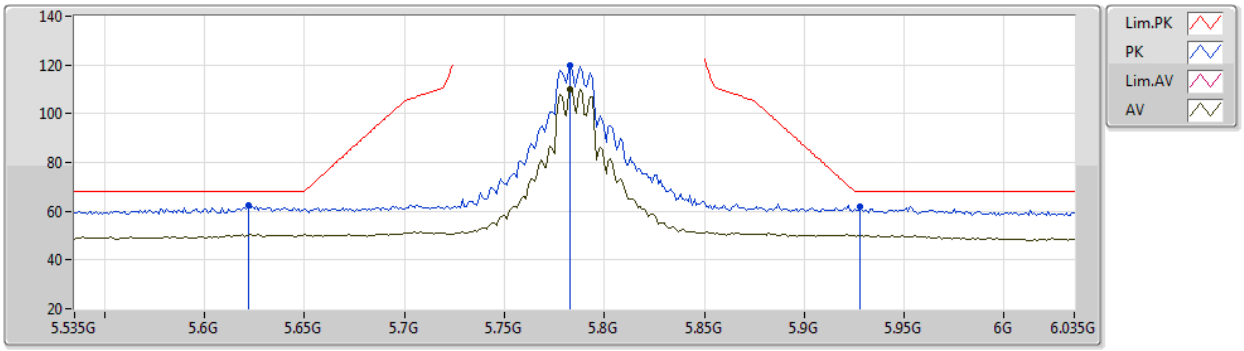

EUT Y_3TX
Setting 36
02-D-K-3-10

Type	Freq	Level	Limit	Margin	Raw	Dist	Condition	Azimuth	Height	Comment	AF	CL	PA
	(Hz)	(dBuV/m)	(dBuV/m)	(dB)	(dBuV)	(m)		(°)	(m)		(dB)	(dB)	(dB)
PK	5.622G	62.21	68.20	-5.99	53.49	3	Vertical	148	2.55	-	33.88	6.31	31.47
PK	5.783G	119.87	Inf	-Inf	111.14	3	Vertical	148	2.55	-	33.80	6.39	31.46
AV	5.783G	110.05	Inf	-Inf	101.32	3	Vertical	148	2.55	-	33.80	6.39	31.46
PK	5.928G	61.93	68.20	-6.27	52.91	3	Vertical	148	2.55	-	34.13	6.34	31.45

802.11ac VHT20_Nss1,(MCS0)_3TX

5785MHz_TX

01/08/2020

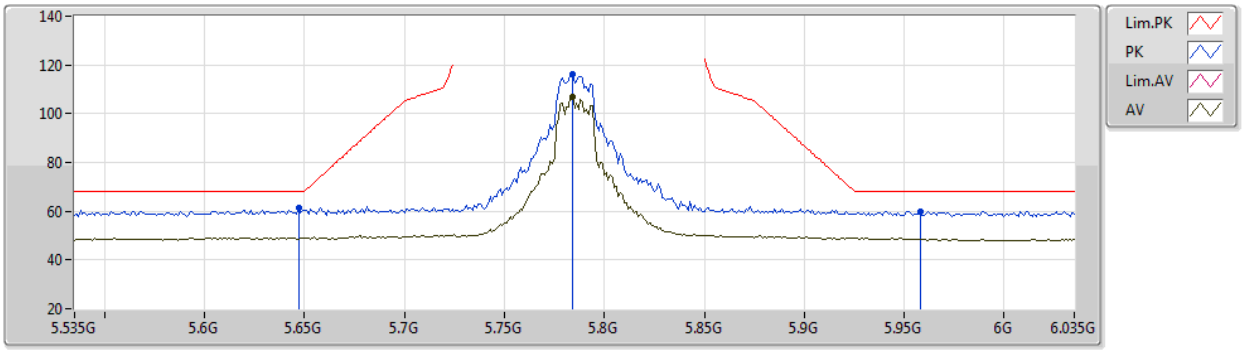

EUT Y_3TX
Setting 36
02-D-K-3-10

Type	Freq	Level	Limit	Margin	Raw	Dist	Condition	Azimuth	Height	Comment	AF	CL	PA
	(Hz)	(dBuV/m)	(dBuV/m)	(dB)	(dBuV)	(m)		(°)	(m)		(dB)	(dB)	(dB)
PK	5.647G	61.18	68.20	-7.02	52.48	3	Horizontal	184	2.01	-	33.85	6.32	31.47
PK	5.784G	116.19	Inf	-Inf	107.46	3	Horizontal	184	2.01	-	33.80	6.39	31.46
AV	5.784G	107.04	Inf	-Inf	98.31	3	Horizontal	184	2.01	-	33.80	6.39	31.46
PK	5.958G	60.08	68.20	-8.12	51.05	3	Horizontal	184	2.01	-	34.16	6.32	31.45

802.11ac VHT20_Nss1,(MCS0)_3TX

5785MHz_TX

01/08/2020

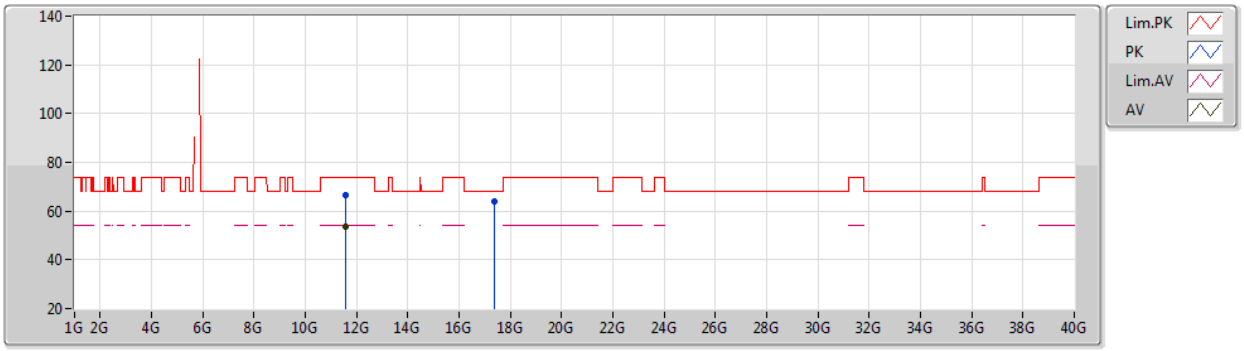

EUT Z_3TX
Setting 36
02-D-K-3

Type	Freq	Level	Limit	Margin	Raw	Dist	Condition	Azimuth	Height	Comment	AF	CL	PA
	(Hz)	(dBuV/m)	(dBuV/m)	(dB)	(dBuV)	(m)		(°)	(m)		(dB)	(dB)	(dB)
PK	11.5745G	66.71	74.00	-7.29	51.73	3	Vertical	170	1.72	-	38.96	8.88	32.86
AV	11.5744G	53.74	54.00	-0.26	38.76	3	Vertical	170	1.72	-	38.96	8.88	32.86
PK	17.3644G	63.87	68.20	-4.33	43.48	3	Vertical	252	1.96	-	43.17	10.22	33.00

802.11ac VHT20_Nss1,(MCS0)_3TX

5785MHz_TX

01/08/2020

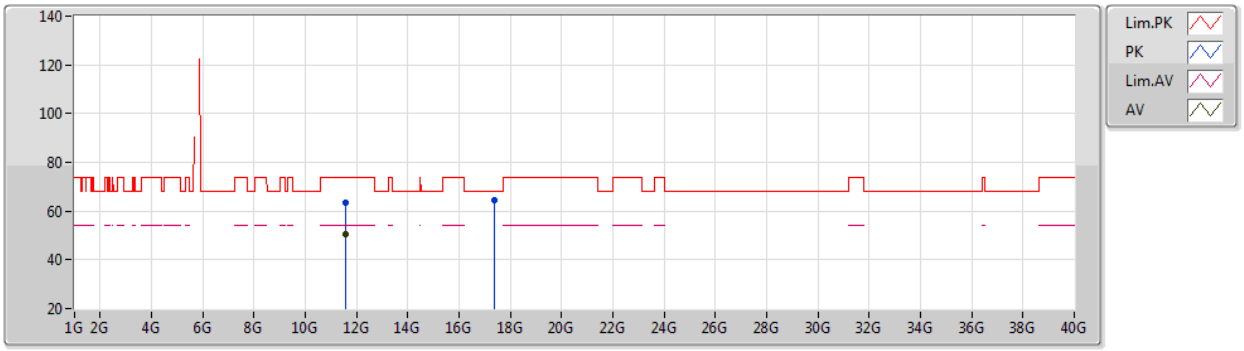

EUT Z_3TX
Setting 36
02-D-K-3

Type	Freq	Level	Limit	Margin	Raw	Dist	Condition	Azimuth	Height	Comment	AF	CL	PA
	(Hz)	(dBuV/m)	(dBuV/m)	(dB)	(dBuV)	(m)		(°)	(m)		(dB)	(dB)	(dB)
PK	11.5695G	63.19	74.00	-10.81	48.21	3	Horizontal	143	2.47	-	38.96	8.88	32.86
AV	11.5696G	50.39	54.00	-3.61	35.41	3	Horizontal	143	2.47	-	38.96	8.88	32.86
PK	17.3643G	64.39	68.20	-3.81	44.00	3	Horizontal	41	1.80	-	43.17	10.22	33.00

802.11ac VHT20_Nss1,(MCS0)_3TX

5825MHz_TX

01/08/2020

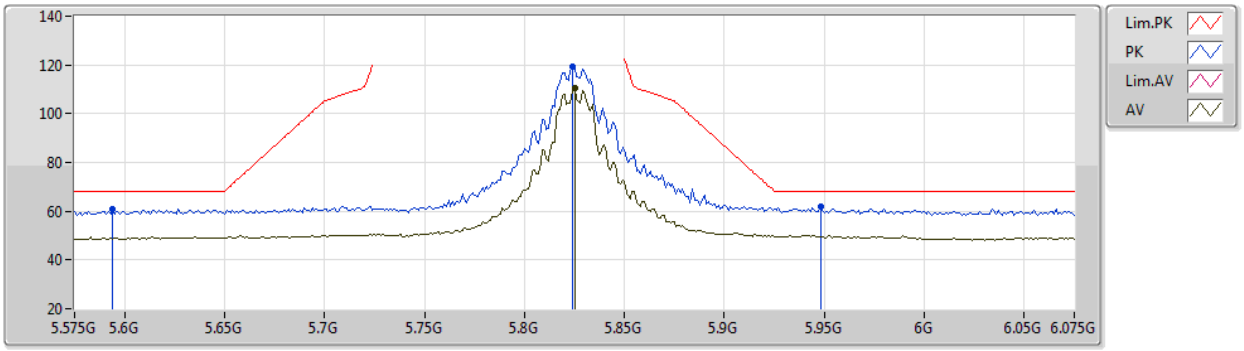

EUT Y_3TX
Setting 39
02-D-K-3-10

Type	Freq	Level	Limit	Margin	Raw	Dist	Condition	Azimuth	Height	Comment	AF	CL	PA
	(Hz)	(dBuV/m)	(dBuV/m)	(dB)	(dBuV)	(m)		(°)	(m)		(dB)	(dB)	(dB)
PK	5.594G	60.88	68.20	-7.32	52.16	3	Vertical	337	2.74	-	33.90	6.29	31.47
PK	5.824G	119.12	Inf	-Inf	110.32	3	Vertical	337	2.74	-	33.87	6.39	31.46
AV	5.825G	110.34	Inf	-Inf	101.54	3	Vertical	337	2.74	-	33.87	6.39	31.46
PK	5.948G	61.69	68.20	-6.51	52.66	3	Vertical	337	2.74	-	34.15	6.33	31.45

802.11ac VHT20_Nss1,(MCS0)_3TX

5825MHz_TX

01/08/2020

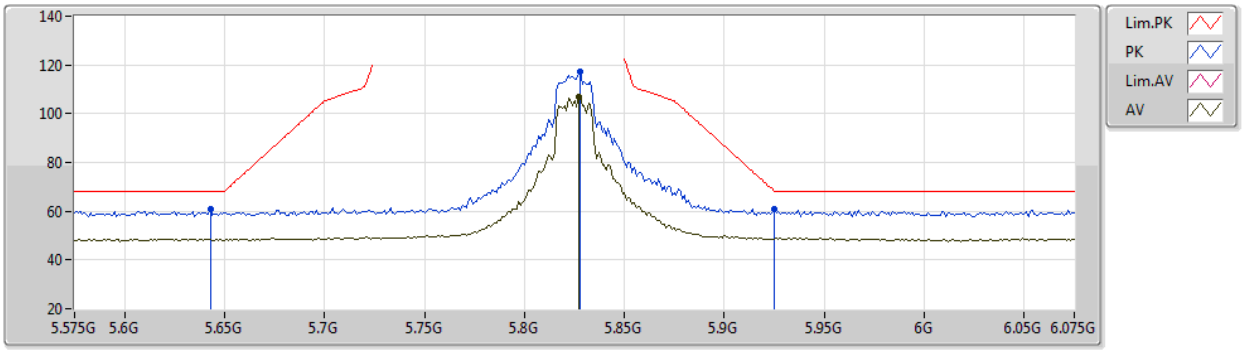

EUT Y_3TX
Setting 39
02-D-K-3-10

Type	Freq	Level	Limit	Margin	Raw	Dist	Condition	Azimuth	Height	Comment	AF	CL	PA
	(Hz)	(dBuV/m)	(dBuV/m)	(dB)	(dBuV)	(m)		(°)	(m)		(dB)	(dB)	(dB)
PK	5.643G	60.71	68.20	-7.49	52.00	3	Horizontal	180	1.79	-	33.86	6.32	31.47
PK	5.828G	117.18	Inf	-Inf	108.37	3	Horizontal	180	1.79	-	33.88	6.39	31.46
AV	5.827G	106.85	Inf	-Inf	98.04	3	Horizontal	180	1.79	-	33.88	6.39	31.46
PK	5.925G	60.95	68.20	-7.25	51.93	3	Horizontal	180	1.79	-	34.13	6.34	31.45

802.11ac VHT20_Nss1,(MCS0)_3TX

5825MHz_TX

01/08/2020

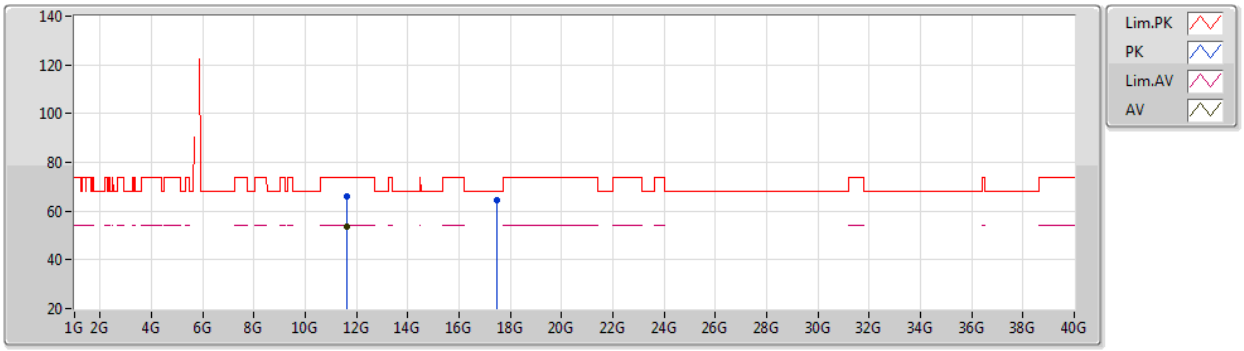

EUT Z_3TX
Setting 39
02-D-K-3

Type	Freq	Level	Limit	Margin	Raw	Dist	Condition	Azimuth	Height	Comment	AF	CL	PA
	(Hz)	(dBuV/m)	(dBuV/m)	(dB)	(dBuV)	(m)		(°)	(m)		(dB)	(dB)	(dB)
PK	11.6467G	66.03	74.00	-7.97	50.99	3	Vertical	193	2.87	-	39.02	8.90	32.88
AV	11.6467G	53.85	54.00	-0.15	38.81	3	Vertical	193	2.87	-	39.02	8.90	32.88
PK	17.475G	64.73	68.20	-3.47	43.69	3	Vertical	179	1.75	-	43.76	10.29	33.01

802.11ac VHT20_Nss1,(MCS0)_3TX

5825MHz_TX

01/08/2020

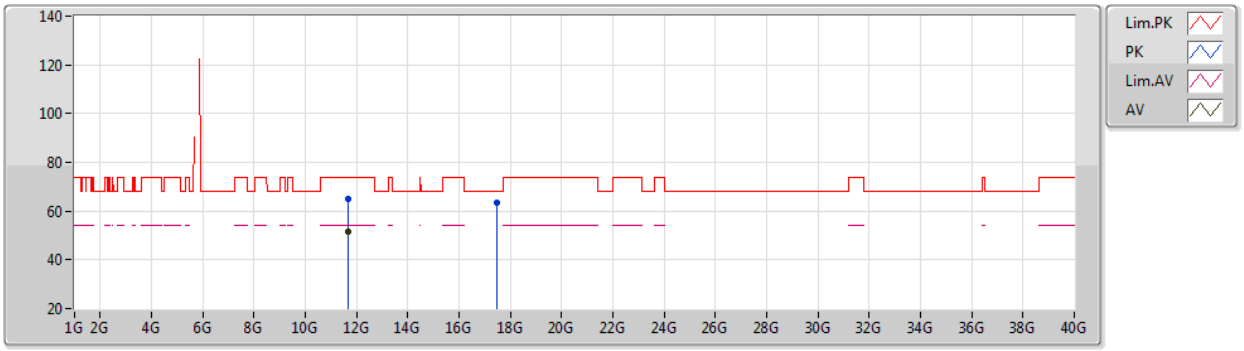

EUT Z_3TX
Setting 39
02-D-K-3

Type	Freq	Level	Limit	Margin	Raw	Dist	Condition	Azimuth	Height	Comment	AF	CL	PA
	(Hz)	(dBuV/m)	(dBuV/m)	(dB)	(dBuV)	(m)		(°)	(m)		(dB)	(dB)	(dB)
PK	11.6477G	64.89	74.00	-9.11	49.85	3	Horizontal	131	1.71	-	39.02	8.90	32.88
AV	11.6479G	51.58	54.00	-2.42	36.54	3	Horizontal	131	1.71	-	39.02	8.90	32.88
PK	17.4719G	63.47	68.20	-4.73	42.44	3	Horizontal	1	2.38	-	43.75	10.29	33.01

802.11ac VHT40_Nss1,(MCS0)_3TX

5190MHz_TX

01/08/2020

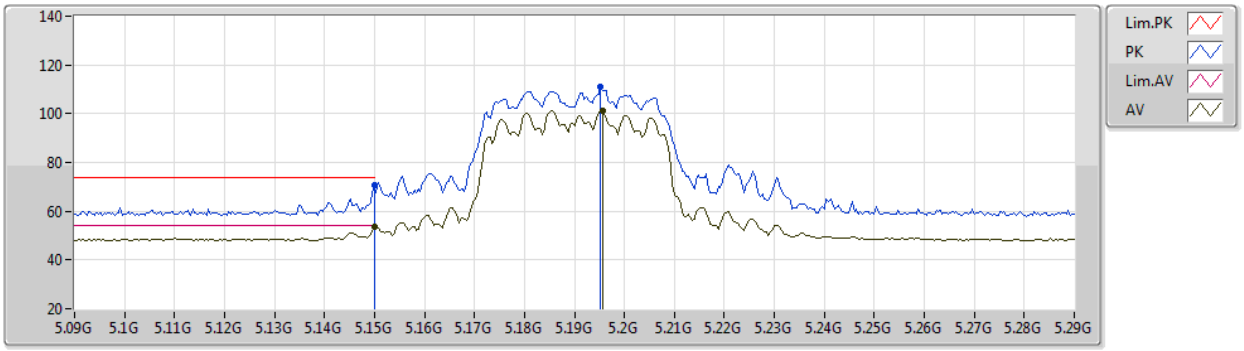

EUT Y_3TX
Setting 26
02-D-K-3-10

Type	Freq	Level	Limit	Margin	Raw	Dist	Condition	Azimuth	Height	Comment	AF	CL	PA
	(Hz)	(dBuV/m)	(dBuV/m)	(dB)	(dBuV)	(m)		(°)	(m)		(dB)	(dB)	(dB)
PK	5.15G	70.81	74.00	-3.19	63.12	3	Vertical	185	1.48	-	33.45	5.97	31.73
AV	5.15G	53.44	54.00	-0.56	45.75	3	Vertical	185	1.48	-	33.45	5.97	31.73
PK	5.1952G	110.86	Inf	-Inf	103.05	3	Vertical	185	1.48	-	33.50	6.00	31.69
AV	5.1956G	101.19	Inf	-Inf	93.38	3	Vertical	185	1.48	-	33.50	6.00	31.69

802.11ac VHT40_Nss1,(MCS0)_3TX

5190MHz_TX

01/08/2020

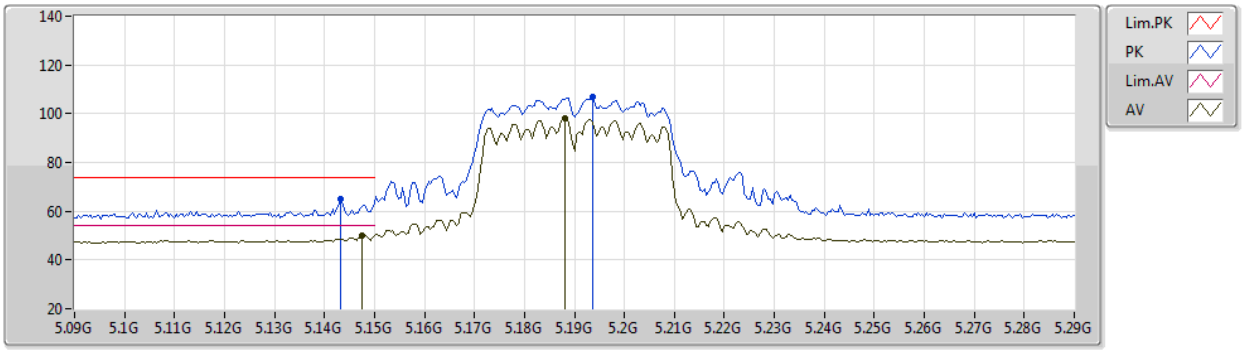

EUT Y_3TX
Setting 26
02-D-K-3-10

Type	Freq	Level	Limit	Margin	Raw	Dist	Condition	Azimuth	Height	Comment	AF	CL	PA
	(Hz)	(dBuV/m)	(dBuV/m)	(dB)	(dBuV)	(m)		(°)	(m)		(dB)	(dB)	(dB)
PK	5.1432G	64.87	74.00	-9.13	57.19	3	Horizontal	198	2.32	-	33.44	5.97	31.73
AV	5.1476G	49.88	54.00	-4.12	42.19	3	Horizontal	198	2.32	-	33.45	5.97	31.73
PK	5.1936G	106.67	Inf	-Inf	98.87	3	Horizontal	198	2.32	-	33.49	6.00	31.69
AV	5.188G	98.13	Inf	-Inf	90.35	3	Horizontal	198	2.32	-	33.49	5.99	31.70

802.11ac VHT40_Nss1,(MCS0)_3TX

5190MHz_TX

01/08/2020

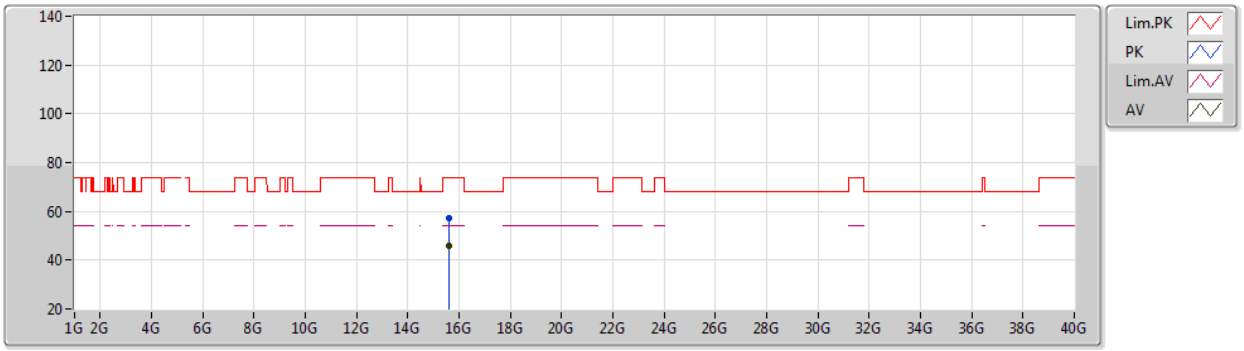

EUT Z_3TX
Setting 26
02-D-K-3

Type	Freq	Level	Limit	Margin	Raw	Dist	Condition	Azimuth	Height	Comment	AF	CL	PA
	(Hz)	(dBuV/m)	(dBuV/m)	(dB)	(dBuV)	(m)		(°)	(m)		(dB)	(dB)	(dB)
PK	15.58808G	57.02	74.00	-16.98	42.03	3	Vertical	264	1.75	-	38.59	9.26	32.86
AV	15.6044G	45.93	54.00	-8.07	30.97	3	Vertical	264	1.75	-	38.55	9.27	32.86

802.11ac VHT40_Nss1,(MCS0)_3TX

5190MHz_TX

01/08/2020

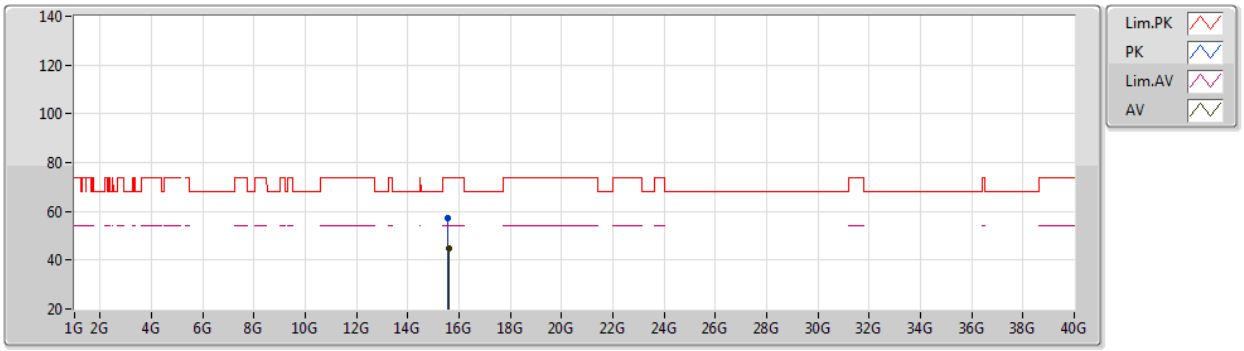

EUT Z_3TX
Setting 26
02-D-K-3

Type	Freq	Level	Limit	Margin	Raw	Dist	Condition	Azimuth	Height	Comment	AF	CL	PA
	(Hz)	(dBuV/m)	(dBuV/m)	(dB)	(dBuV)	(m)		(°)	(m)		(dB)	(dB)	(dB)
PK	15.56792G	57.18	74.00	-16.82	42.13	3	Horizontal	114	1.34	-	38.65	9.26	32.86
AV	15.58392G	45.01	54.00	-8.99	30.00	3	Horizontal	114	1.34	-	38.61	9.26	32.86

802.11ac VHT40_Nss1,(MCS0)_3TX

5230MHz_TX

01/08/2020

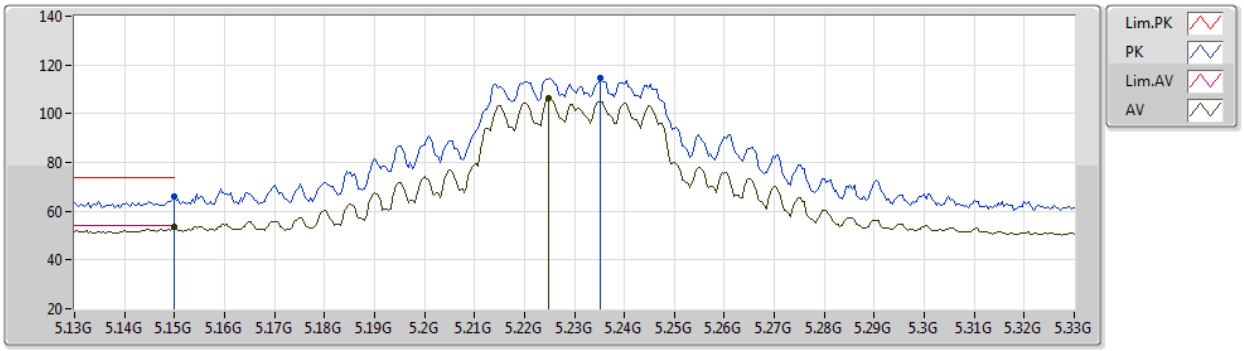

EUT Y_3TX
Setting 36
02-D-J-7-10

Type	Freq	Level	Limit	Margin	Raw	Dist	Condition	Azimuth	Height	Comment	AF	CL	PA
	(Hz)	(dBuV/m)	(dBuV/m)	(dB)	(dBuV)	(m)		(°)	(m)		(dB)	(dB)	(dB)
PK	5.15G	66.13	74.00	-7.87	58.44	3	Vertical	189	1.45	-	33.45	5.97	31.73
AV	5.15G	53.56	54.00	-0.44	45.87	3	Vertical	189	1.45	-	33.45	5.97	31.73
PK	5.2352G	114.71	Inf	-Inf	106.79	3	Vertical	189	1.45	-	33.57	6.02	31.67
AV	5.2248G	106.20	Inf	-Inf	98.31	3	Vertical	189	1.45	-	33.55	6.01	31.67

802.11ac VHT40_Nss1,(MCS0)_3TX

5230MHz_TX

01/08/2020

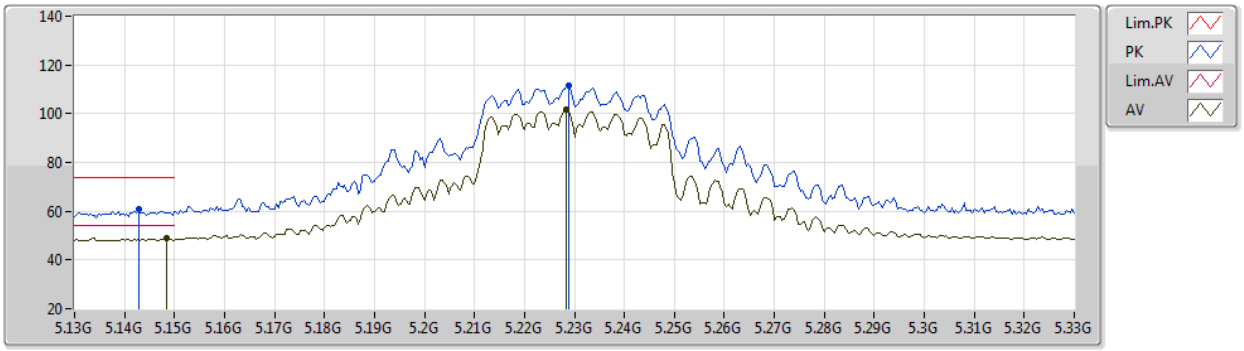

EUT Y_3TX
Setting 36
02-D-J-7-10

Type	Freq	Level	Limit	Margin	Raw	Dist	Condition	Azimuth	Height	Comment	AF	CL	PA
	(Hz)	(dBuV/m)	(dBuV/m)	(dB)	(dBuV)	(m)		(°)	(m)		(dB)	(dB)	(dB)
PK	5.1428G	60.78	74.00	-13.22	53.10	3	Horizontal	195	3.00	-	33.44	5.97	31.73
AV	5.1484G	48.91	54.00	-5.09	41.22	3	Horizontal	195	3.00	-	33.45	5.97	31.73
PK	5.2288G	111.57	Inf	-Inf	103.67	3	Horizontal	195	3.00	-	33.56	6.01	31.67
AV	5.2284G	101.85	Inf	-Inf	93.95	3	Horizontal	195	3.00	-	33.56	6.01	31.67

802.11ac VHT40_Nss1,(MCS0)_3TX

5230MHz_TX

01/08/2020

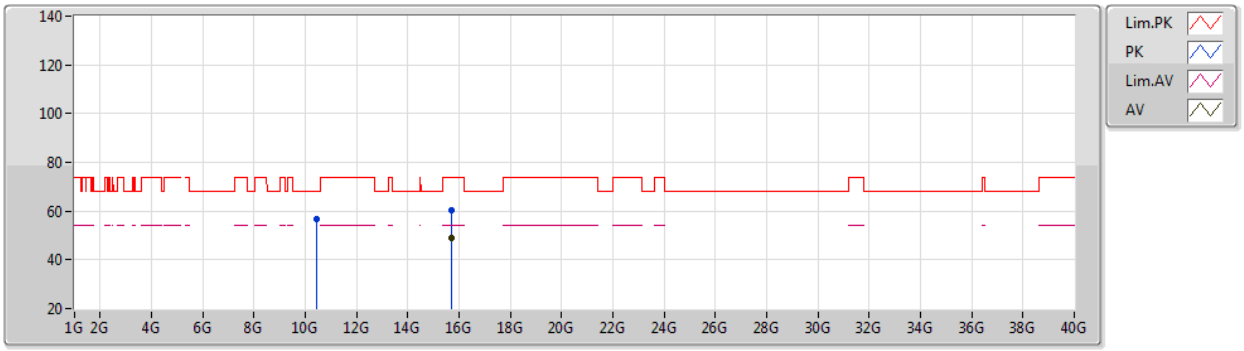

EUT Z_3TX
Setting 36
02-D-J-7

Type	Freq	Level	Limit	Margin	Raw	Dist	Condition	Azimuth	Height	Comment	AF	CL	PA
	(Hz)	(dBuV/m)	(dBuV/m)	(dB)	(dBuV)	(m)		(°)	(m)		(dB)	(dB)	(dB)
PK	10.42704G	56.94	68.20	-11.26	42.17	3	Vertical	185	1.40	-	38.84	8.53	32.60
PK	15.70072G	60.51	74.00	-13.49	45.81	3	Vertical	142	1.86	-	38.27	9.30	32.87
AV	15.6908G	49.07	54.00	-4.93	34.33	3	Vertical	142	1.86	-	38.30	9.30	32.86

802.11ac VHT40_Nss1,(MCS0)_3TX

5230MHz_TX

01/08/2020

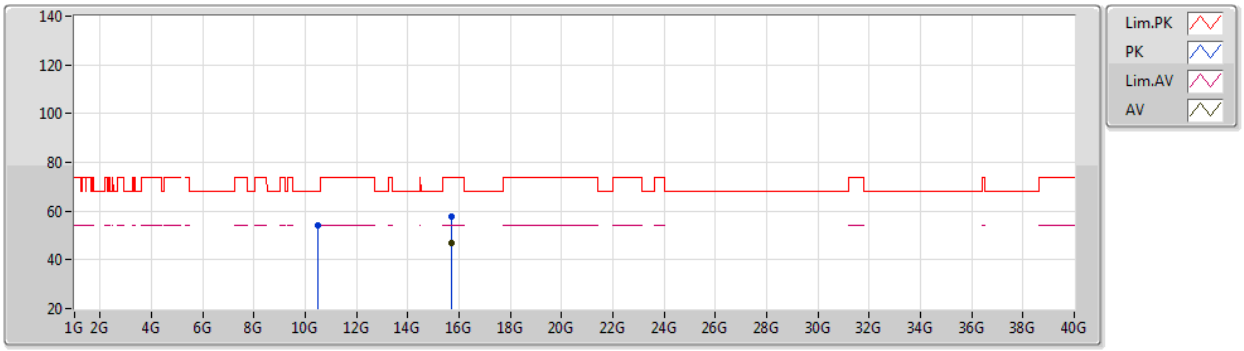

EUT Z_3TX
Setting 36
02-D-J-7

Type	Freq	Level	Limit	Margin	Raw	Dist	Condition	Azimuth	Height	Comment	AF	CL	PA
	(Hz)	(dBuV/m)	(dBuV/m)	(dB)	(dBuV)	(m)		(°)	(m)		(dB)	(dB)	(dB)
PK	10.46912G	54.32	68.20	-13.88	39.56	3	Horizontal	169	2.70	-	38.82	8.55	32.61
PK	15.69576G	57.94	74.00	-16.06	43.22	3	Horizontal	57	2.96	-	38.28	9.30	32.86
AV	15.68824G	46.85	54.00	-7.15	32.11	3	Horizontal	57	2.96	-	38.30	9.30	32.86

802.11ac VHT40_Nss1,(MCS0)_3TX

5270MHz_TX

01/08/2020

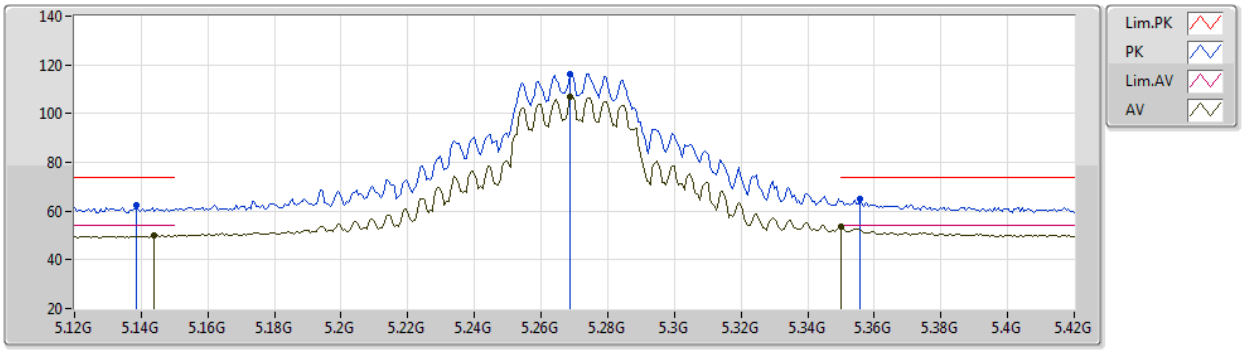

EUT Y_3TX
Setting 36
02-D-J-7-10

Type	Freq	Level	Limit	Margin	Raw	Dist	Condition	Azimuth	Height	Comment	AF	CL	PA
	(Hz)	(dBuV/m)	(dBuV/m)	(dB)	(dBuV)	(m)		(°)	(m)		(dB)	(dB)	(dB)
PK	5.1386G	62.66	74.00	-11.34	54.98	3	Vertical	20	1.42	-	33.44	5.97	31.73
AV	5.144G	50.19	54.00	-3.81	42.51	3	Vertical	20	1.42	-	33.44	5.97	31.73
PK	5.2688G	116.39	Inf	-Inf	108.36	3	Vertical	20	1.42	-	33.64	6.03	31.64
AV	5.2688G	106.94	Inf	-Inf	98.91	3	Vertical	20	1.42	-	33.64	6.03	31.64
PK	5.3558G	64.76	74.00	-9.24	56.50	3	Vertical	20	1.42	-	33.76	6.08	31.58
AV	5.35G	53.83	54.00	-0.17	45.58	3	Vertical	20	1.42	-	33.75	6.08	31.58

802.11ac VHT40_Nss1,(MCS0)_3TX

5270MHz_TX

01/08/2020

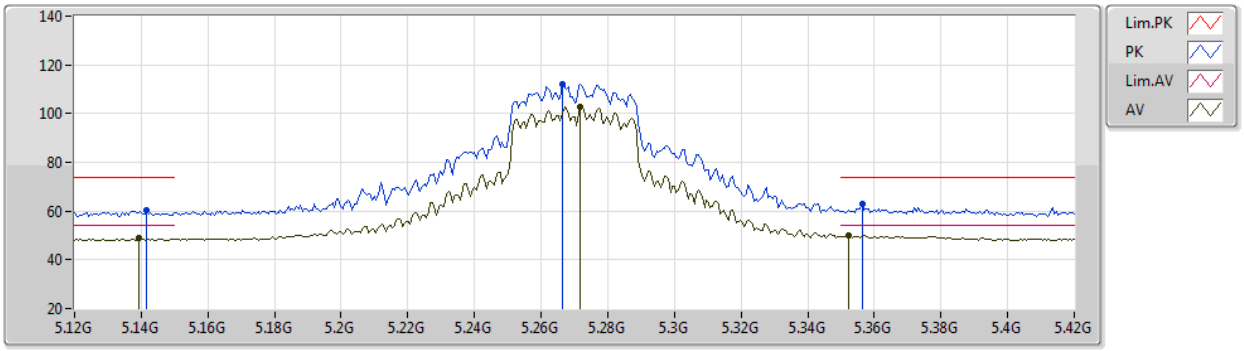

EUT Y_3TX
Setting 36
02-D-J-7-10

Type	Freq	Level	Limit	Margin	Raw	Dist	Condition	Azimuth	Height	Comment	AF	CL	PA
	(Hz)	(dBuV/m)	(dBuV/m)	(dB)	(dBuV)	(m)		(°)	(m)		(dB)	(dB)	(dB)
PK	5.1416G	60.59	74.00	-13.41	52.91	3	Horizontal	194	2.39	-	33.44	5.97	31.73
AV	5.1392G	48.78	54.00	-5.22	41.10	3	Horizontal	194	2.39	-	33.44	5.97	31.73
PK	5.2664G	112.15	Inf	-Inf	104.13	3	Horizontal	194	2.39	-	33.63	6.03	31.64
AV	5.2718G	102.96	Inf	-Inf	94.92	3	Horizontal	194	2.39	-	33.64	6.04	31.64
PK	5.3564G	62.77	74.00	-11.23	54.51	3	Horizontal	194	2.39	-	33.76	6.08	31.58
AV	5.3522G	49.79	54.00	-4.21	41.54	3	Horizontal	194	2.39	-	33.75	6.08	31.58

802.11ac VHT40_Nss1,(MCS0)_3TX

5270MHz_TX

01/08/2020

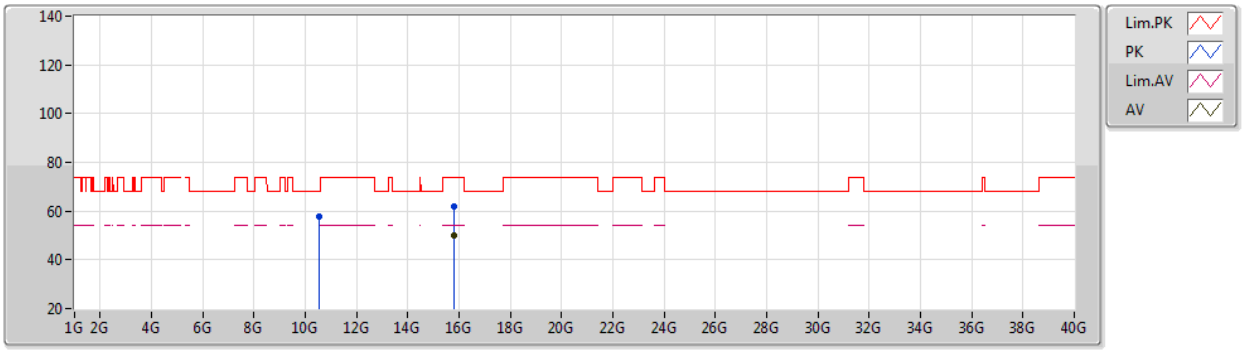

EUT Z_3TX
Setting 36
02-D-J-7

Type	Freq	Level	Limit	Margin	Raw	Dist	Condition	Azimuth	Height	Comment	AF	CL	PA
	(Hz)	(dBuV/m)	(dBuV/m)	(dB)	(dBuV)	(m)		(°)	(m)		(dB)	(dB)	(dB)
PK	10.53904G	57.74	68.20	-10.46	43.02	3	Vertical	264	2.08	-	38.78	8.57	32.63
PK	15.82536G	61.68	74.00	-12.32	47.30	3	Vertical	143	1.80	-	37.91	9.34	32.87
AV	15.81576G	49.87	54.00	-4.13	35.47	3	Vertical	143	1.80	-	37.93	9.34	32.87

802.11ac VHT40_Nss1,(MCS0)_3TX

5270MHz_TX

01/08/2020

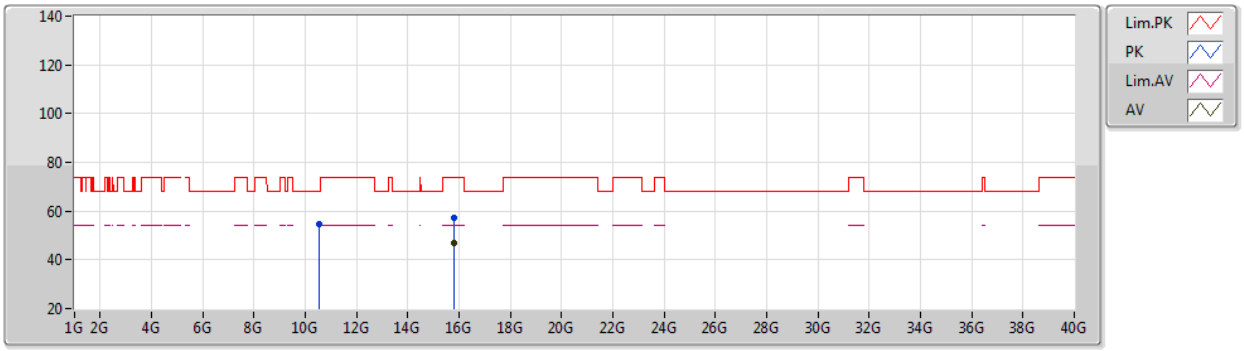

EUT Z_3TX
Setting 36
02-D-J-7

Type	Freq	Level	Limit	Margin	Raw	Dist	Condition	Azimuth	Height	Comment	AF	CL	PA
	(Hz)	(dBuV/m)	(dBuV/m)	(dB)	(dBuV)	(m)		(°)	(m)		(dB)	(dB)	(dB)
PK	10.56272G	54.71	68.20	-13.49	40.02	3	Horizontal	337	1.85	-	38.76	8.57	32.64
PK	15.80472G	57.43	74.00	-16.57	42.99	3	Horizontal	143	1.79	-	37.97	9.34	32.87
AV	15.79112G	46.96	54.00	-7.04	32.49	3	Horizontal	143	1.79	-	38.01	9.33	32.87

802.11ac VHT40_Nss1,(MCS0)_3TX

5310MHz_TX

01/08/2020

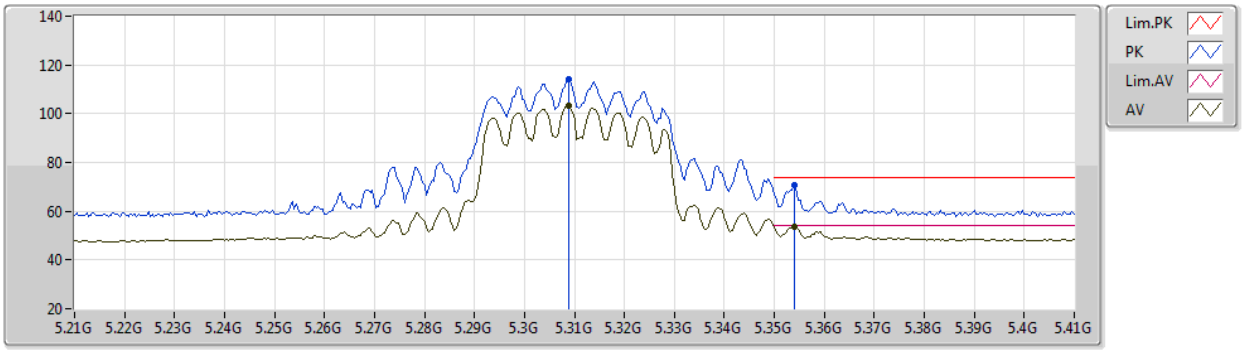

EUT Y_3TX
Setting 28
02-D-J-7-10

Type	Freq	Level	Limit	Margin	Raw	Dist	Condition	Azimuth	Height	Comment	AF	CL	PA
	(Hz)	(dBuV/m)	(dBuV/m)	(dB)	(dBuV)	(m)		(°)	(m)		(dB)	(dB)	(dB)
PK	5.3088G	114.02	Inf	-Inf	105.87	3	Vertical	207	2.58	-	33.71	6.05	31.61
AV	5.3088G	103.29	Inf	-Inf	95.14	3	Vertical	207	2.58	-	33.71	6.05	31.61
PK	5.354G	70.57	74.00	-3.43	62.32	3	Vertical	207	2.58	-	33.75	6.08	31.58
AV	5.354G	53.73	54.00	-0.27	45.48	3	Vertical	207	2.58	-	33.75	6.08	31.58

802.11ac VHT40_Nss1,(MCS0)_3TX

5310MHz_TX

01/08/2020

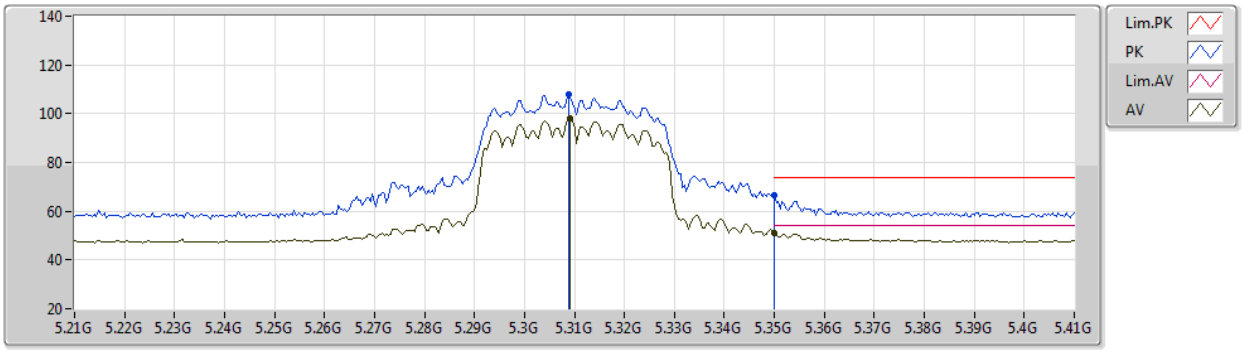

EUT Y_3TX
Setting 28
02-D-J-7-10

Type	Freq	Level	Limit	Margin	Raw	Dist	Condition	Azimuth	Height	Comment	AF	CL	PA
	(Hz)	(dBuV/m)	(dBuV/m)	(dB)	(dBuV)	(m)		(°)	(m)		(dB)	(dB)	(dB)
PK	5.3088G	107.73	Inf	-Inf	99.58	3	Horizontal	348	1.37	-	33.71	6.05	31.61
AV	5.3092G	97.89	Inf	-Inf	89.74	3	Horizontal	348	1.37	-	33.71	6.05	31.61
PK	5.35G	66.33	74.00	-7.67	58.08	3	Horizontal	348	1.37	-	33.75	6.08	31.58
AV	5.35G	51.18	54.00	-2.82	42.93	3	Horizontal	348	1.37	-	33.75	6.08	31.58

802.11ac VHT40_Nss1,(MCS0)_3TX

5310MHz_TX

01/08/2020

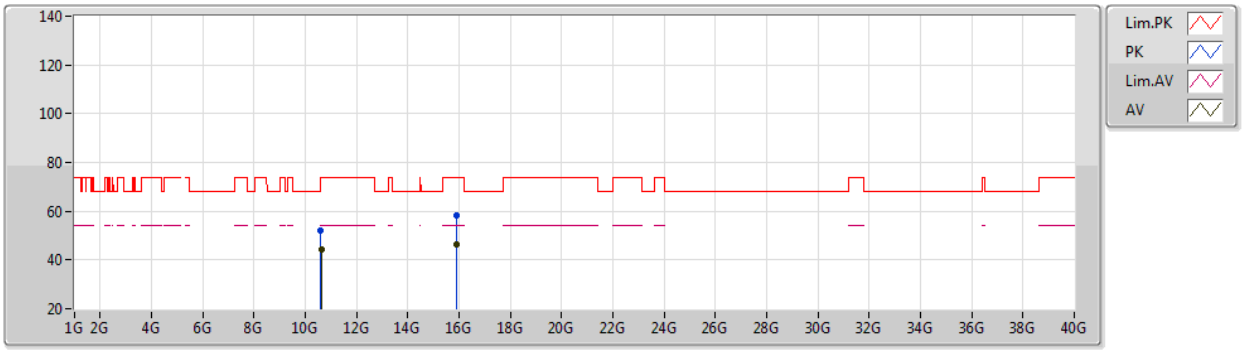

EUT Z_3TX
Setting 28
02-D-J-7

Type	Freq	Level	Limit	Margin	Raw	Dist	Condition	Azimuth	Height	Comment	AF	CL	PA
	(Hz)	(dBuV/m)	(dBuV/m)	(dB)	(dBuV)	(m)		(°)	(m)		(dB)	(dB)	(dB)
PK	10.6096G	52.05	74.00	-21.95	37.38	3	Vertical	305	1.91	-	38.73	8.59	32.65
AV	10.61644G	44.20	54.00	-9.80	29.53	3	Vertical	305	1.91	-	38.73	8.59	32.65
PK	15.91208G	58.17	74.00	-15.83	44.03	3	Vertical	101	1.23	-	37.65	9.37	32.88
AV	15.898G	46.62	54.00	-7.38	32.42	3	Vertical	101	1.23	-	37.70	9.37	32.87

802.11ac VHT40_Nss1,(MCS0)_3TX

5310MHz_TX

01/08/2020

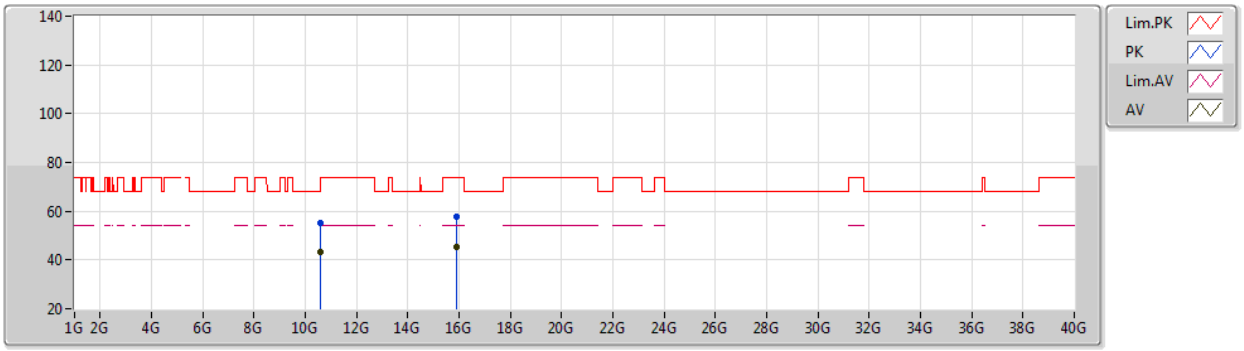

EUT Z_3TX
Setting 28
02-D-J-7

Type	Freq	Level	Limit	Margin	Raw	Dist	Condition	Azimuth	Height	Comment	AF	CL	PA
	(Hz)	(dBuV/m)	(dBuV/m)	(dB)	(dBuV)	(m)		(°)	(m)		(dB)	(dB)	(dB)
PK	10.6048G	55.00	74.00	-19.00	40.32	3	Horizontal	261	2.68	-	38.74	8.59	32.65
AV	10.61128G	43.06	54.00	-10.94	28.39	3	Horizontal	261	2.68	-	38.73	8.59	32.65
PK	15.90344G	57.68	74.00	-16.32	43.51	3	Horizontal	154	2.16	-	37.68	9.37	32.88
AV	15.89G	45.33	54.00	-8.67	31.12	3	Horizontal	154	2.16	-	37.72	9.36	32.87

802.11ac VHT40_Nss1,(MCS0)_3TX

5510MHz_TX

01/08/2020

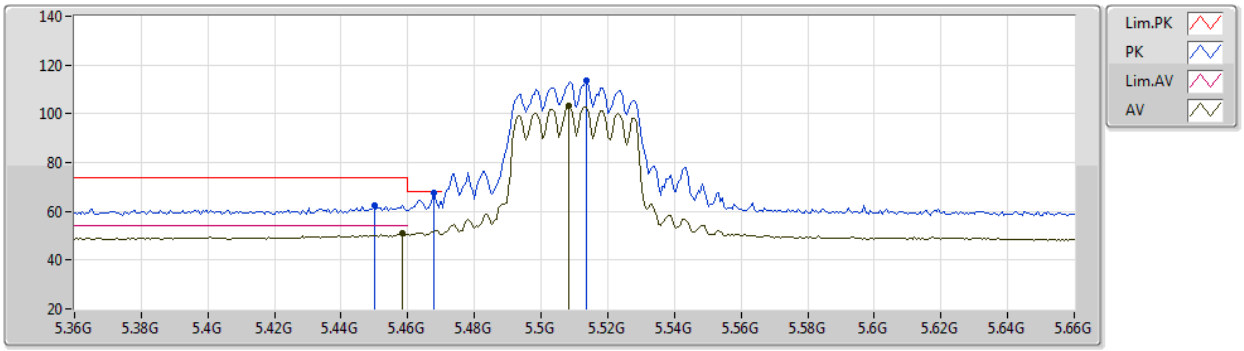

EUT Y_3TX
Setting 24
02-D-J-7-10

Type	Freq	Level	Limit	Margin	Raw	Dist	Condition	Azimuth	Height	Comment	AF	CL	PA
	(Hz)	(dBuV/m)	(dBuV/m)	(dB)	(dBuV)	(m)		(°)	(m)		(dB)	(dB)	(dB)
PK	5.45G	62.23	74.00	-11.77	53.74	3	Vertical	141	2.43	-	33.85	6.15	31.51
AV	5.4584G	50.92	54.00	-3.08	42.40	3	Vertical	141	2.43	-	33.86	6.16	31.50
PK	5.468G	67.76	68.20	-0.44	59.22	3	Vertical	141	2.43	-	33.87	6.17	31.50
PK	5.5136G	113.65	Inf	-Inf	105.00	3	Vertical	141	2.43	-	33.90	6.22	31.47
AV	5.5082G	103.10	Inf	-Inf	94.45	3	Vertical	141	2.43	-	33.90	6.22	31.47

802.11ac VHT40_Nss1,(MCS0)_3TX

5510MHz_TX

01/08/2020

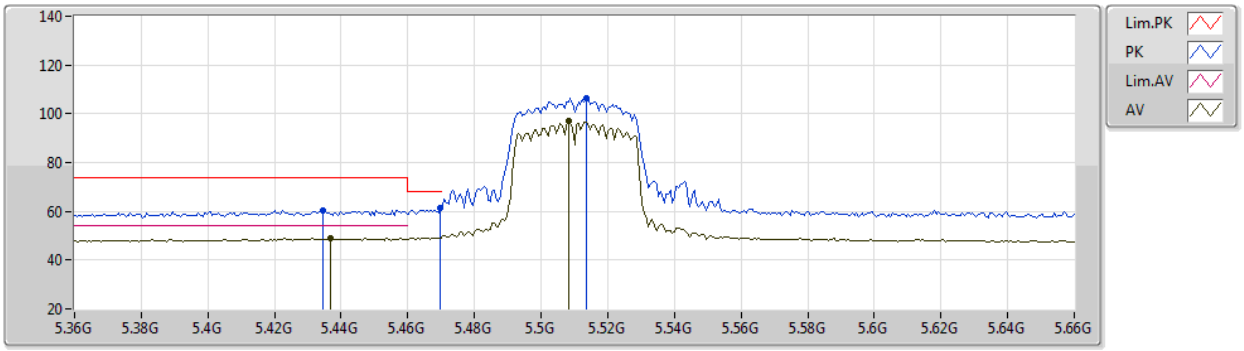

EUT Y_3TX
Setting 24
02-D-J-7-10

Type	Freq	Level	Limit	Margin	Raw	Dist	Condition	Azimuth	Height	Comment	AF	CL	PA
	(Hz)	(dBuV/m)	(dBuV/m)	(dB)	(dBuV)	(m)		(°)	(m)		(dB)	(dB)	(dB)
PK	5.4344G	60.44	74.00	-13.56	51.99	3	Horizontal	182	2.19	-	33.83	6.14	31.52
AV	5.4368G	48.82	54.00	-5.18	40.36	3	Horizontal	182	2.19	-	33.84	6.14	31.52
PK	5.4698G	61.62	68.20	-6.58	53.06	3	Horizontal	182	2.19	-	33.87	6.18	31.49
PK	5.5136G	106.44	Inf	-Inf	97.79	3	Horizontal	182	2.19	-	33.90	6.22	31.47
AV	5.5082G	97.16	Inf	-Inf	88.51	3	Horizontal	182	2.19	-	33.90	6.22	31.47

802.11ac VHT40_Nss1,(MCS0)_3TX

5510MHz_TX

01/08/2020

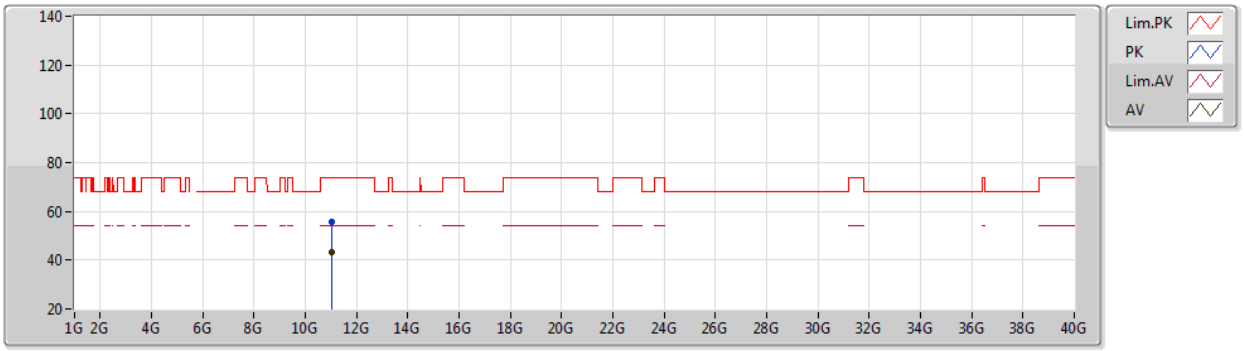

EUT Z_3TX
Setting 24
02-D-J-7

Type	Freq	Level	Limit	Margin	Raw	Dist	Condition	Azimuth	Height	Comment	AF	CL	PA
	(Hz)	(dBuV/m)	(dBuV/m)	(dB)	(dBuV)	(m)		(°)	(m)		(dB)	(dB)	(dB)
PK	11.04608G	55.47	74.00	-18.53	40.98	3	Vertical	22	2.21	-	38.54	8.72	32.77
AV	11.03952G	43.23	54.00	-10.77	28.75	3	Vertical	22	2.21	-	38.53	8.72	32.77

802.11ac VHT40_Nss1,(MCS0)_3TX

5510MHz_TX

01/08/2020

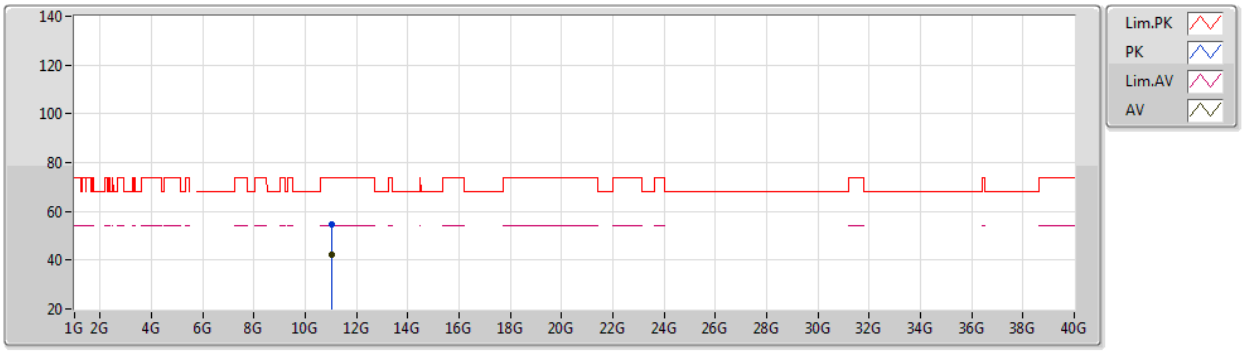

EUT Z_3TX
Setting 24
02-D-J-7

Type	Freq	Level	Limit	Margin	Raw	Dist	Condition	Azimuth	Height	Comment	AF	CL	PA
	(Hz)	(dBuV/m)	(dBuV/m)	(dB)	(dBuV)	(m)		(°)	(m)		(dB)	(dB)	(dB)
PK	11.05248G	54.81	74.00	-19.19	40.31	3	Horizontal	29	2.80	-	38.54	8.73	32.77
AV	11.02448G	42.27	54.00	-11.73	27.79	3	Horizontal	29	2.80	-	38.52	8.72	32.76

802.11ac VHT40_Nss1,(MCS0)_3TX

5550MHz_TX

01/08/2020

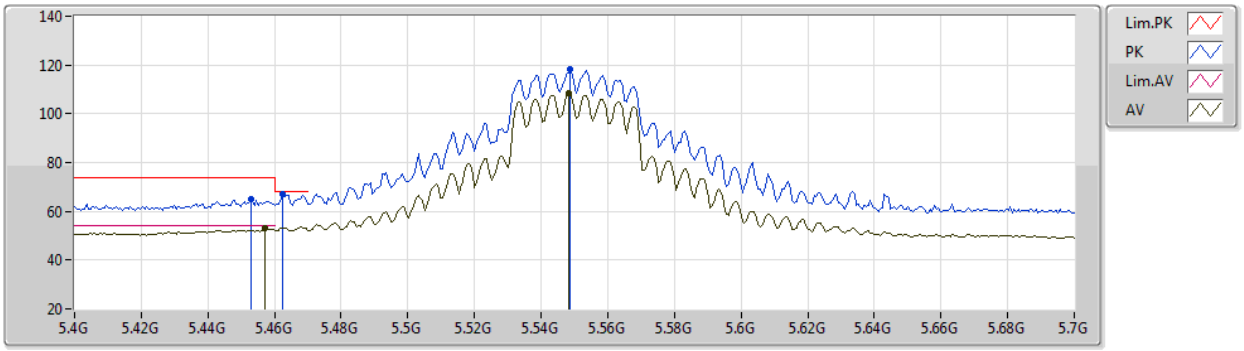

EUT Y_3TX
Setting 35
02-D-J-7-10

Type	Freq	Level	Limit	Margin	Raw	Dist	Condition	Azimuth	Height	Comment	AF	CL	PA
	(Hz)	(dBuV/m)	(dBuV/m)	(dB)	(dBuV)	(m)		(°)	(m)		(dB)	(dB)	(dB)
PK	5.4528G	64.94	74.00	-9.06	56.44	3	Vertical	141	2.41	-	33.85	6.16	31.51
AV	5.457G	53.14	54.00	-0.86	44.62	3	Vertical	141	2.41	-	33.86	6.16	31.50
PK	5.4624G	66.82	68.20	-1.38	58.29	3	Vertical	141	2.41	-	33.86	6.17	31.50
PK	5.5488G	118.17	Inf	-Inf	109.49	3	Vertical	141	2.41	-	33.90	6.25	31.47
AV	5.5482G	108.34	Inf	-Inf	99.66	3	Vertical	141	2.41	-	33.90	6.25	31.47

802.11ac VHT40_Nss1,(MCS0)_3TX

5550MHz_TX

01/08/2020

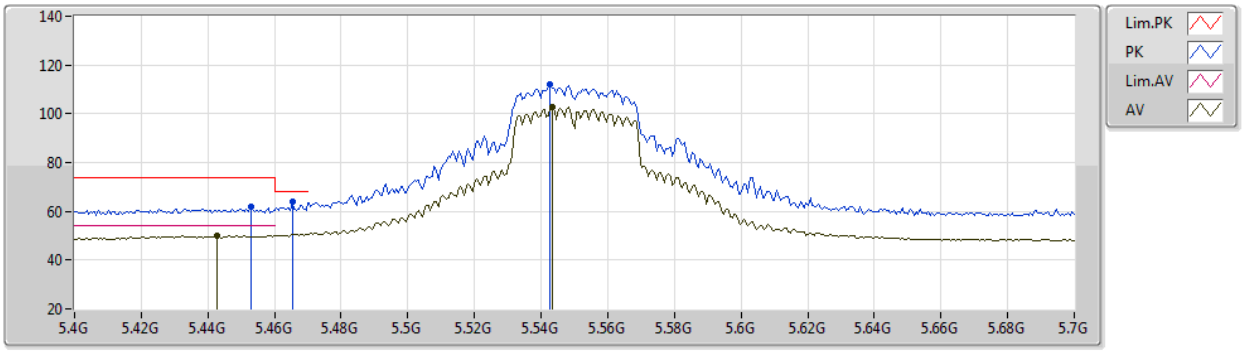

EUT Y_3TX
Setting 35
02-D-J-7-10

Type	Freq	Level	Limit	Margin	Raw	Dist	Condition	Azimuth	Height	Comment	AF	CL	PA
	(Hz)	(dBuV/m)	(dBuV/m)	(dB)	(dBuV)	(m)		(°)	(m)		(dB)	(dB)	(dB)
PK	5.4528G	61.99	74.00	-12.01	53.49	3	Horizontal	183	2.10	-	33.85	6.16	31.51
AV	5.4426G	50.17	54.00	-3.83	41.70	3	Horizontal	183	2.10	-	33.84	6.15	31.52
PK	5.4654G	63.86	68.20	-4.34	55.32	3	Horizontal	183	2.10	-	33.87	6.17	31.50
PK	5.5428G	112.17	Inf	-Inf	103.49	3	Horizontal	183	2.10	-	33.90	6.25	31.47
AV	5.5434G	102.71	Inf	-Inf	94.03	3	Horizontal	183	2.10	-	33.90	6.25	31.47

802.11ac VHT40_Nss1,(MCS0)_3TX

5550MHz_TX

01/08/2020

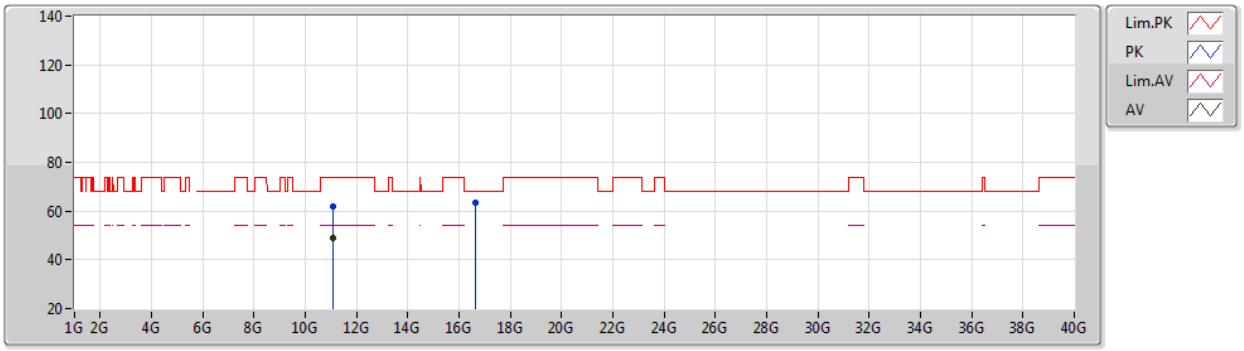

EUT Z_3TX
Setting 35
02-D-J-7

Type	Freq	Level	Limit	Margin	Raw	Dist	Condition	Azimuth	Height	Comment	AF	CL	PA
	(Hz)	(dBuV/m)	(dBuV/m)	(dB)	(dBuV)	(m)		(°)	(m)		(dB)	(dB)	(dB)
PK	11.10128G	61.73	74.00	-12.27	47.19	3	Vertical	168	1.75	-	38.58	8.74	32.78
AV	11.10384G	48.99	54.00	-5.01	34.45	3	Vertical	168	1.75	-	38.58	8.74	32.78
PK	16.64648G	63.55	68.20	-4.65	46.83	3	Vertical	151	2.28	-	39.86	9.79	32.93

802.11ac VHT40_Nss1,(MCS0)_3TX

5550MHz_TX

01/08/2020

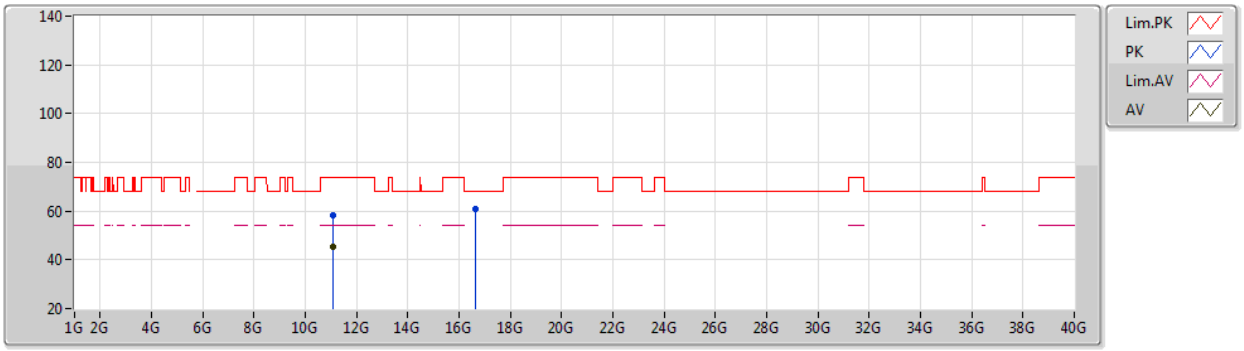

EUT Z_3TX
Setting 35
02-D-J-7

Type	Freq	Level	Limit	Margin	Raw	Dist	Condition	Azimuth	Height	Comment	AF	CL	PA
	(Hz)	(dBuV/m)	(dBuV/m)	(dB)	(dBuV)	(m)		(°)	(m)		(dB)	(dB)	(dB)
PK	11.10176G	58.47	74.00	-15.53	43.93	3	Horizontal	257	2.25	-	38.58	8.74	32.78
AV	11.09376G	45.53	54.00	-8.47	30.99	3	Horizontal	257	2.25	-	38.58	8.74	32.78
PK	16.6468G	60.93	68.20	-7.27	44.21	3	Horizontal	140	2.34	-	39.86	9.79	32.93

802.11ac VHT40_Nss1,(MCS0)_3TX

5670MHz_TX

01/08/2020

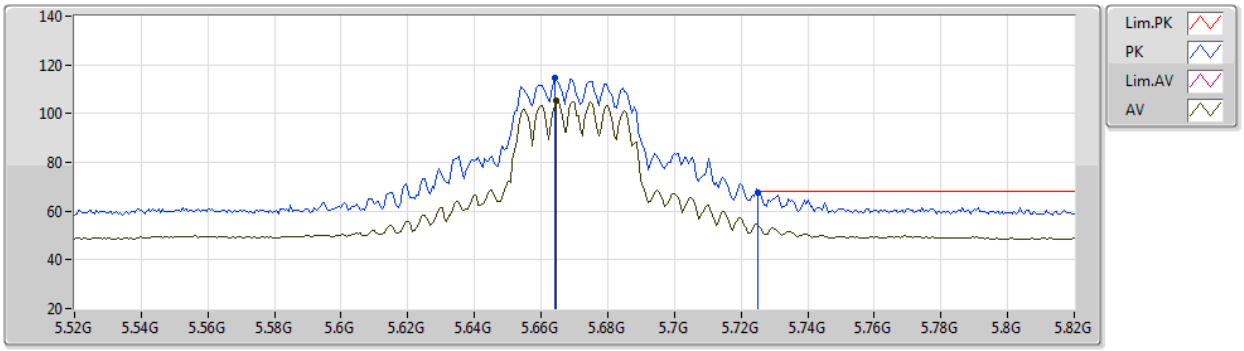

EUT Y_3TX
Setting 31
02-D-J-7-10

Type	Freq	Level	Limit	Margin	Raw	Dist	Condition	Azimuth	Height	Comment	AF	CL	PA
	(Hz)	(dBuV/m)	(dBuV/m)	(dB)	(dBuV)	(m)		(°)	(m)		(dB)	(dB)	(dB)
PK	5.664G	114.62	Inf	-Inf	105.91	3	Vertical	152	1.09	-	33.84	6.33	31.46
AV	5.6646G	105.40	Inf	-Inf	96.69	3	Vertical	152	1.09	-	33.84	6.33	31.46
PK	5.7252G	67.43	68.20	-0.77	58.73	3	Vertical	152	1.09	-	33.80	6.36	31.46

802.11ac VHT40_Nss1,(MCS0)_3TX

5670MHz_TX

01/08/2020

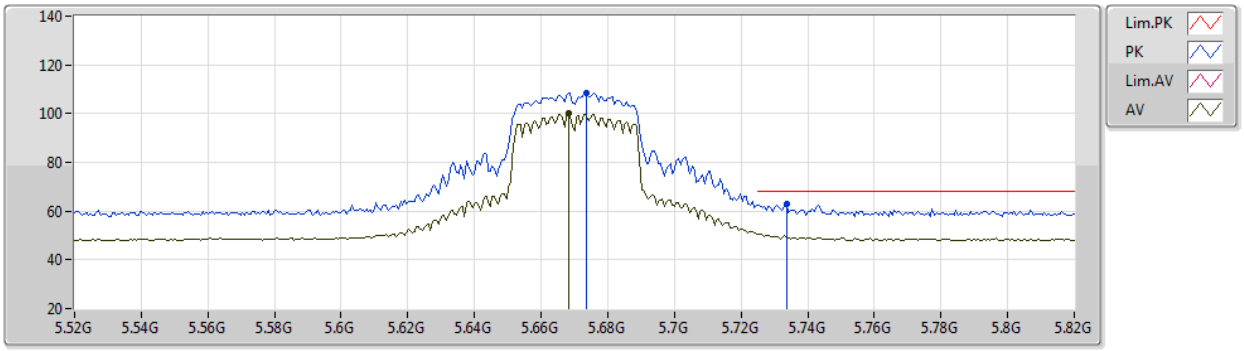

EUT Y_3TX
Setting 31
02-D-J-7-10

Type	Freq	Level	Limit	Margin	Raw	Dist	Condition	Azimuth	Height	Comment	AF	CL	PA
	(Hz)	(dBuV/m)	(dBuV/m)	(dB)	(dBuV)	(m)		(°)	(m)		(dB)	(dB)	(dB)
PK	5.6736G	108.50	Inf	-Inf	99.79	3	Horizontal	182	1.85	-	33.83	6.34	31.46
AV	5.6682G	99.94	Inf	-Inf	91.24	3	Horizontal	182	1.85	-	33.83	6.33	31.46
PK	5.7336G	62.92	68.20	-5.28	54.21	3	Horizontal	182	1.85	-	33.80	6.37	31.46

802.11ac VHT40_Nss1,(MCS0)_3TX

5670MHz_TX

01/08/2020

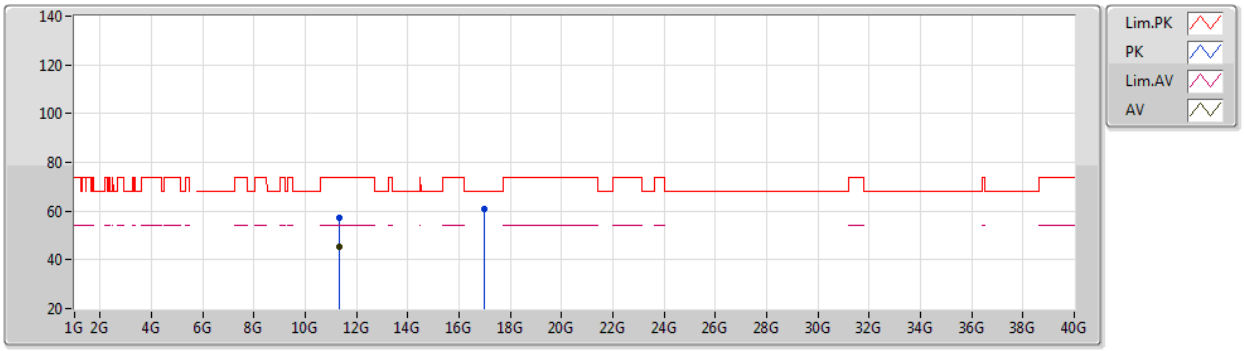

EUT Z_3TX
Setting 31
02-D-J-7

Type	Freq	Level	Limit	Margin	Raw	Dist	Condition	Azimuth	Height	Comment	AF	CL	PA
	(Hz)	(dBuV/m)	(dBuV/m)	(dB)	(dBuV)	(m)		(°)	(m)		(dB)	(dB)	(dB)
PK	11.34928G	57.32	74.00	-16.68	42.55	3	Vertical	171	1.71	-	38.78	8.81	32.82
AV	11.34352G	45.40	54.00	-8.60	30.64	3	Vertical	171	1.71	-	38.77	8.81	32.82
PK	16.98984G	61.10	68.20	-7.10	42.90	3	Vertical	83	2.47	-	41.16	10.00	32.96

802.11ac VHT40_Nss1,(MCS0)_3TX

5670MHz_TX

01/08/2020

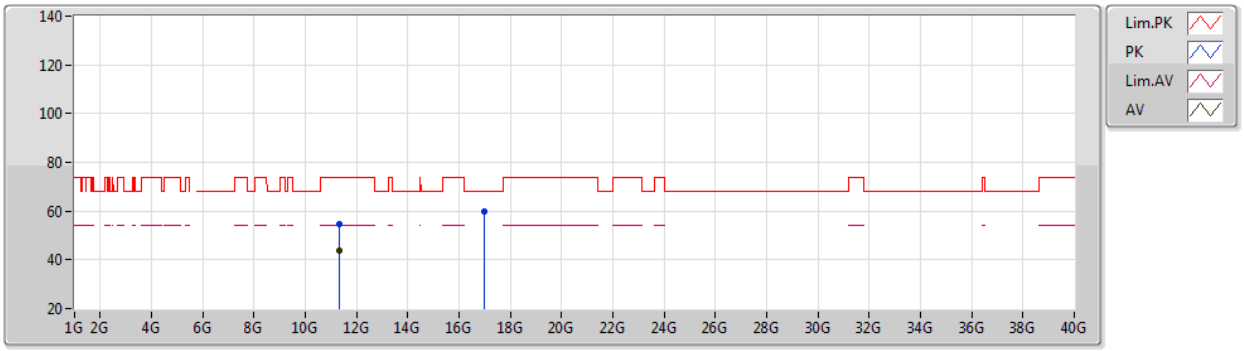

EUT Z_3TX
Setting 31
02-D-J-7

Type	Freq	Level	Limit	Margin	Raw	Dist	Condition	Azimuth	Height	Comment	AF	CL	PA
	(Hz)	(dBuV/m)	(dBuV/m)	(dB)	(dBuV)	(m)		(°)	(m)		(dB)	(dB)	(dB)
PK	11.34192G	54.77	74.00	-19.23	40.01	3	Horizontal	265	2.60	-	38.77	8.81	32.82
AV	11.33648G	43.76	54.00	-10.24	29.00	3	Horizontal	265	2.60	-	38.77	8.81	32.82
PK	16.98424G	59.67	68.20	-8.53	41.49	3	Horizontal	186	2.20	-	41.14	10.00	32.96

802.11ac VHT40_Nss1,(MCS0)_3TX

5755MHz_TX

01/08/2020

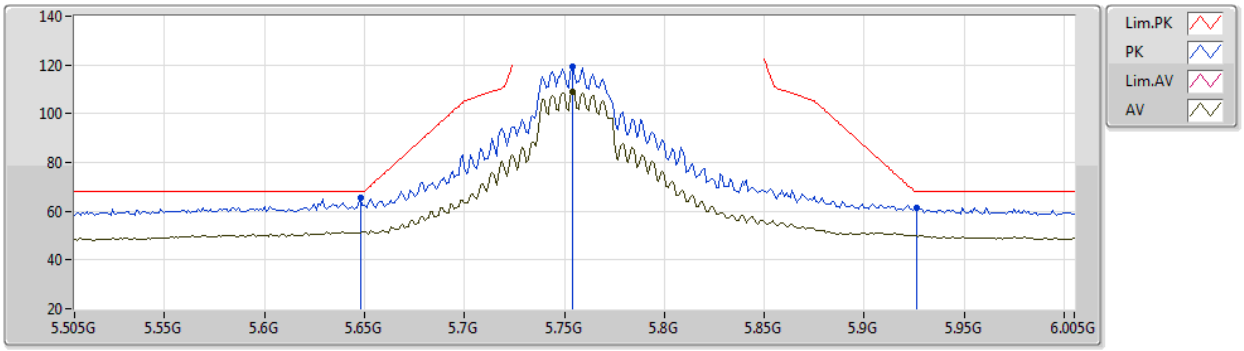

EUT Y_3TX
Setting 39
02-D-J-7-10

Type	Freq	Level	Limit	Margin	Raw	Dist	Condition	Azimuth	Height	Comment	AF	CL	PA
	(Hz)	(dBuV/m)	(dBuV/m)	(dB)	(dBuV)	(m)		(°)	(m)		(dB)	(dB)	(dB)
PK	5.648G	65.66	68.20	-2.54	56.96	3	Vertical	334	2.48	-	33.85	6.32	31.47
PK	5.754G	119.17	Inf	-Inf	110.45	3	Vertical	334	2.48	-	33.80	6.38	31.46
AV	5.754G	109.08	Inf	-Inf	100.36	3	Vertical	334	2.48	-	33.80	6.38	31.46
PK	5.926G	61.57	68.20	-6.63	52.55	3	Vertical	334	2.48	-	34.13	6.34	31.45

802.11ac VHT40_Nss1,(MCS0)_3TX

5755MHz_TX

01/08/2020

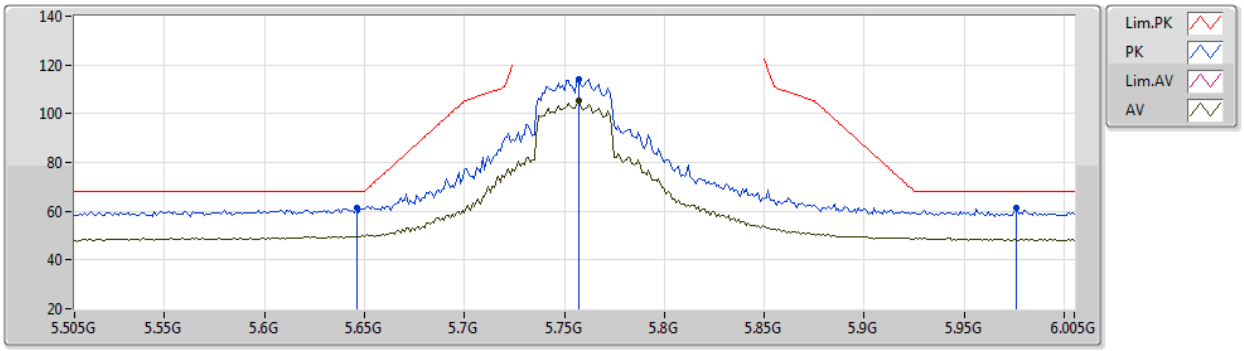

EUT Y_3TX
Setting 39
02-D-J-7-10

Type	Freq	Level	Limit	Margin	Raw	Dist	Condition	Azimuth	Height	Comment	AF	CL	PA
	(Hz)	(dBuV/m)	(dBuV/m)	(dB)	(dBuV)	(m)		(°)	(m)		(dB)	(dB)	(dB)
PK	5.646G	61.18	68.20	-7.02	52.48	3	Horizontal	183	1.74	-	33.85	6.32	31.47
PK	5.757G	114.34	Inf	-Inf	105.62	3	Horizontal	183	1.74	-	33.80	6.38	31.46
AV	5.757G	105.26	Inf	-Inf	96.54	3	Horizontal	183	1.74	-	33.80	6.38	31.46
PK	5.976G	61.25	68.20	-6.95	52.21	3	Horizontal	183	1.74	-	34.18	6.31	31.45

802.11ac VHT40_Nss1,(MCS0)_3TX

5755MHz_TX

01/08/2020

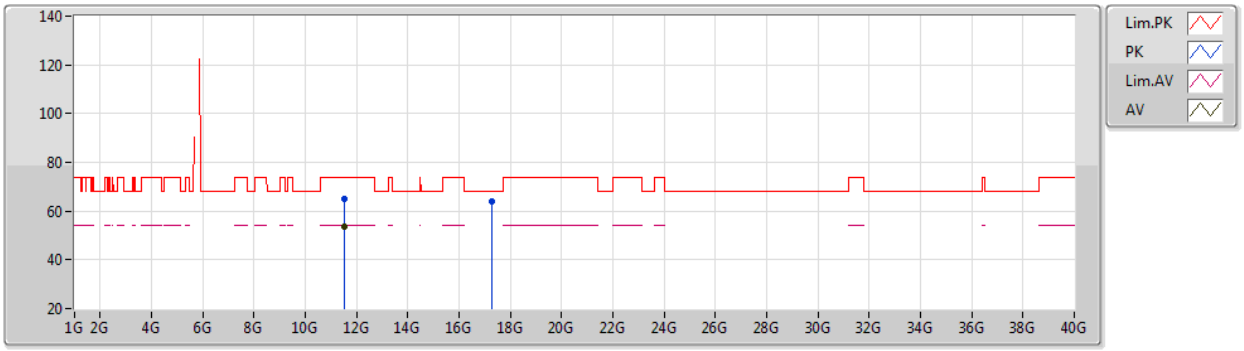

EUT Z_3TX
Setting 39
02-D-J-7

Type	Freq	Level	Limit	Margin	Raw	Dist	Condition	Azimuth	Height	Comment	AF	CL	PA
	(Hz)	(dBuV/m)	(dBuV/m)	(dB)	(dBuV)	(m)		(°)	(m)		(dB)	(dB)	(dB)
PK	11.5116G	65.24	74.00	-8.76	50.32	3	Vertical	196	1.99	-	38.91	8.86	32.85
AV	11.51176G	53.81	54.00	-0.19	38.89	3	Vertical	196	1.99	-	38.91	8.86	32.85
PK	17.25892G	64.06	68.20	-4.14	44.29	3	Vertical	175	1.68	-	42.60	10.16	32.99

802.11ac VHT40_Nss1,(MCS0)_3TX

5755MHz_TX

01/08/2020

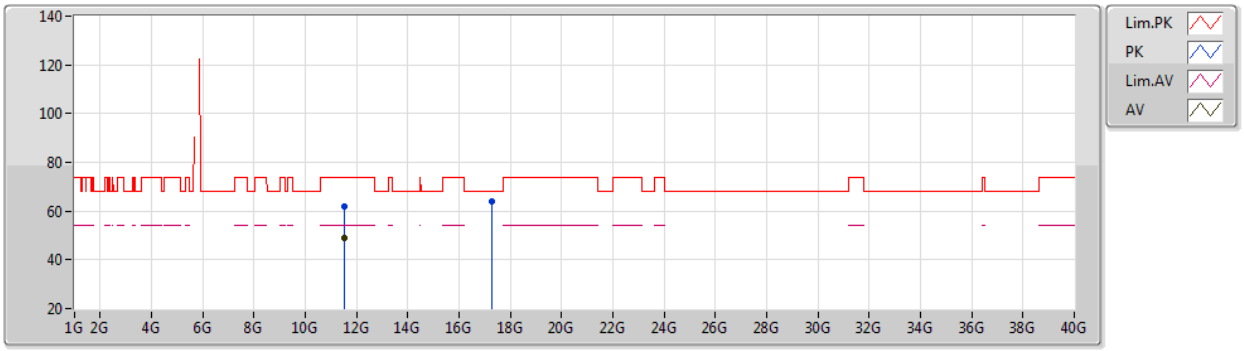

EUT Z_3TX
Setting 39
02-D-J-7

Type	Freq	Level	Limit	Margin	Raw	Dist	Condition	Azimuth	Height	Comment	AF	CL	PA
	(Hz)	(dBuV/m)	(dBuV/m)	(dB)	(dBuV)	(m)		(°)	(m)		(dB)	(dB)	(dB)
PK	11.50728G	61.84	74.00	-12.16	46.92	3	Horizontal	37	2.04	-	38.91	8.86	32.85
AV	11.5116G	49.17	54.00	-4.83	34.25	3	Horizontal	37	2.04	-	38.91	8.86	32.85
PK	17.27076G	63.90	68.20	-4.30	44.06	3	Horizontal	81	1.17	-	42.66	10.17	32.99

802.11ac VHT40_Nss1,(MCS0)_3TX

5795MHz_TX

01/08/2020

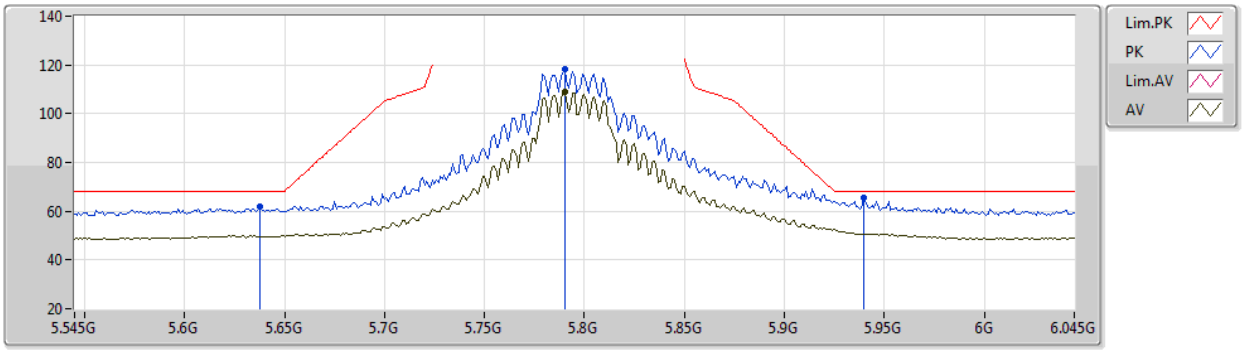

EUT Y_3TX
Setting 39
02-D-J-7-10

Type	Freq	Level	Limit	Margin	Raw	Dist	Condition	Azimuth	Height	Comment	AF	CL	PA
	(Hz)	(dBuV/m)	(dBuV/m)	(dB)	(dBuV)	(m)		(°)	(m)		(dB)	(dB)	(dB)
PK	5.638G	61.85	68.20	-6.35	53.14	3	Vertical	340	2.36	-	33.86	6.32	31.47
PK	5.79G	118.35	Inf	-Inf	109.61	3	Vertical	340	2.36	-	33.80	6.40	31.46
AV	5.79G	108.92	Inf	-Inf	100.18	3	Vertical	340	2.36	-	33.80	6.40	31.46
PK	5.94G	65.72	68.20	-2.48	56.70	3	Vertical	340	2.36	-	34.14	6.33	31.45

802.11ac VHT40_Nss1,(MCS0)_3TX

5795MHz_TX

01/08/2020

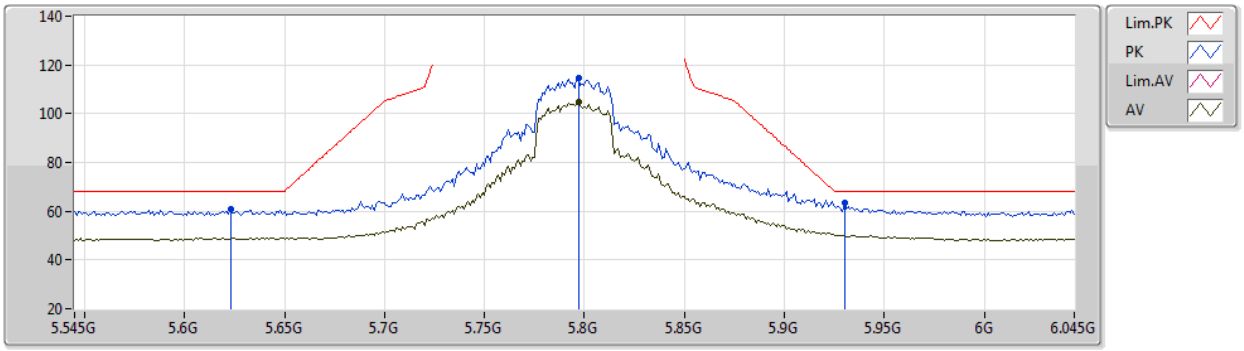

EUT Y_3TX
Setting 39
02-D-J-7-10

Type	Freq	Level	Limit	Margin	Raw	Dist	Condition	Azimuth	Height	Comment	AF	CL	PA
	(Hz)	(dBuV/m)	(dBuV/m)	(dB)	(dBuV)	(m)		(°)	(m)		(dB)	(dB)	(dB)
PK	5.623G	60.67	68.20	-7.53	51.95	3	Horizontal	185	1.80	-	33.88	6.31	31.47
PK	5.797G	114.74	Inf	-Inf	106.00	3	Horizontal	185	1.80	-	33.80	6.40	31.46
AV	5.797G	104.72	Inf	-Inf	95.98	3	Horizontal	185	1.80	-	33.80	6.40	31.46
PK	5.93G	63.26	68.20	-4.94	54.25	3	Horizontal	185	1.80	-	34.13	6.33	31.45

802.11ac VHT40_Nss1,(MCS0)_3TX

5795MHz_TX

01/08/2020

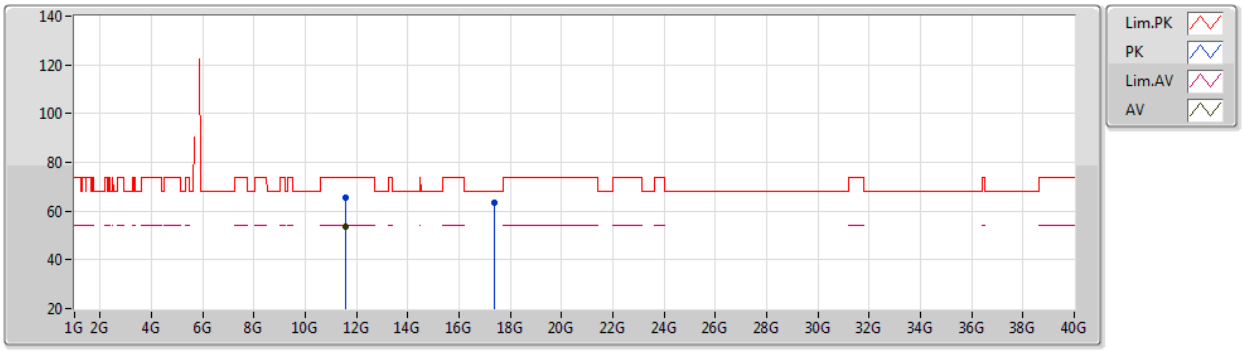

EUT Z_3TX
Setting 39
02-D-J-7

Type	Freq	Level	Limit	Margin	Raw	Dist	Condition	Azimuth	Height	Comment	AF	CL	PA
	(Hz)	(dBuV/m)	(dBuV/m)	(dB)	(dBuV)	(m)		(°)	(m)		(dB)	(dB)	(dB)
PK	11.5916G	65.74	74.00	-8.26	50.76	3	Vertical	193	1.90	-	38.97	8.88	32.87
AV	11.59176G	53.61	54.00	-0.39	38.63	3	Vertical	193	1.90	-	38.97	8.88	32.87
PK	17.3854G	63.68	68.20	-4.52	43.16	3	Vertical	18	1.74	-	43.28	10.24	33.00

802.11ac VHT40_Nss1,(MCS0)_3TX

5795MHz_TX

01/08/2020

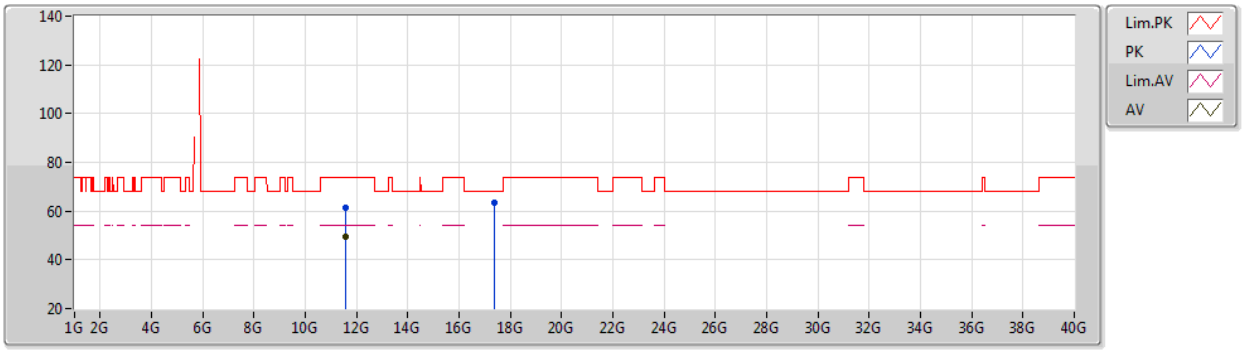

EUT Z_3TX
Setting 39
02-D-J-7

Type	Freq	Level	Limit	Margin	Raw	Dist	Condition	Azimuth	Height	Comment	AF	CL	PA
	(Hz)	(dBuV/m)	(dBuV/m)	(dB)	(dBuV)	(m)		(°)	(m)		(dB)	(dB)	(dB)
PK	11.5932G	61.53	74.00	-12.47	46.55	3	Horizontal	92	1.92	-	38.97	8.88	32.87
AV	11.59032G	49.32	54.00	-4.68	34.34	3	Horizontal	92	1.92	-	38.97	8.88	32.87
PK	17.397G	63.41	68.20	-4.79	42.83	3	Horizontal	143	1.02	-	43.34	10.24	33.00

802.11ac VHT80_Nss1,(MCS0)_3TX

5210MHz_TX

01/08/2020

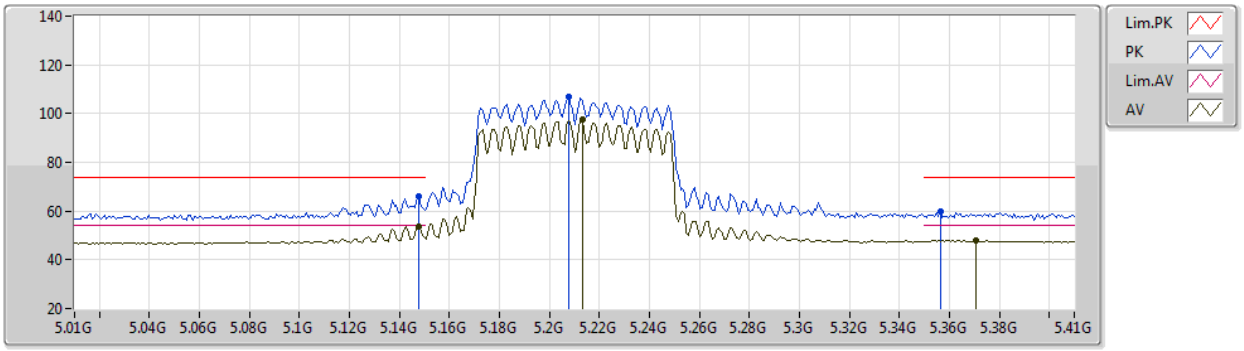

EUT Y_3TX
Setting 23
02-D-J-7-10

Type	Freq	Level	Limit	Margin	Raw	Dist	Condition	Azimuth	Height	Comment	AF	CL	PA
	(Hz)	(dBuV/m)	(dBuV/m)	(dB)	(dBuV)	(m)		(°)	(m)		(dB)	(dB)	(dB)
PK	5.1476G	66.10	74.00	-7.90	58.41	3	Vertical	330	2.13	-	33.45	5.97	31.73
AV	5.1476G	53.45	54.00	-0.55	45.76	3	Vertical	330	2.13	-	33.45	5.97	31.73
PK	5.2076G	106.86	Inf	-Inf	99.02	3	Vertical	330	2.13	-	33.52	6.00	31.68
AV	5.2132G	97.35	Inf	-Inf	89.49	3	Vertical	330	2.13	-	33.53	6.01	31.68
PK	5.3564G	59.93	74.00	-14.07	51.67	3	Vertical	330	2.13	-	33.76	6.08	31.58
AV	5.3708G	48.00	54.00	-6.00	39.71	3	Vertical	330	2.13	-	33.77	6.09	31.57

802.11ac VHT80_Nss1,(MCS0)_3TX

5210MHz_TX

01/08/2020

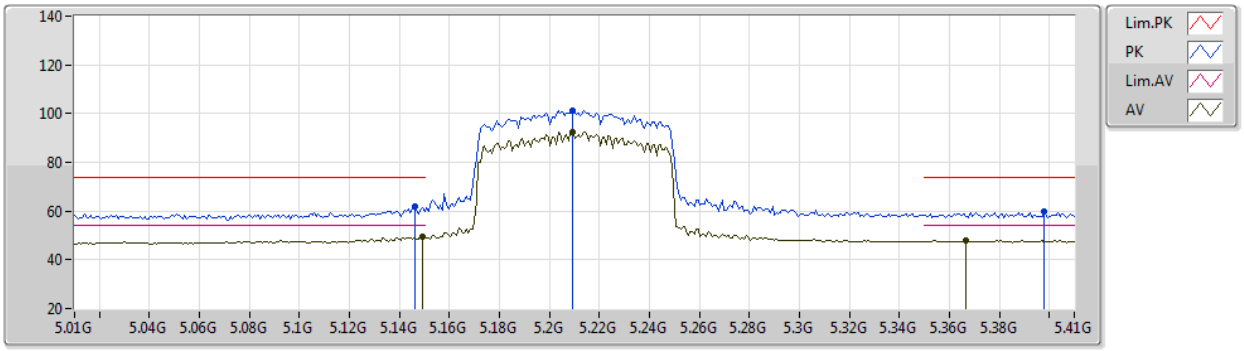

EUT Y_3TX
Setting 23
02-D-J-7-10

Type	Freq	Level	Limit	Margin	Raw	Dist	Condition	Azimuth	Height	Comment	AF	CL	PA
	(Hz)	(dBuV/m)	(dBuV/m)	(dB)	(dBuV)	(m)		(°)	(m)		(dB)	(dB)	(dB)
PK	5.146G	61.77	74.00	-12.23	54.08	3	Horizontal	0	1.44	-	33.45	5.97	31.73
AV	5.1492G	49.53	54.00	-4.47	41.84	3	Horizontal	0	1.44	-	33.45	5.97	31.73
PK	5.2092G	101.46	Inf	-Inf	93.62	3	Horizontal	0	1.44	-	33.52	6.00	31.68
AV	5.2092G	92.52	Inf	-Inf	84.68	3	Horizontal	0	1.44	-	33.52	6.00	31.68
PK	5.398G	59.69	74.00	-14.31	51.34	3	Horizontal	0	1.44	-	33.80	6.10	31.55
AV	5.3668G	48.07	54.00	-5.93	39.79	3	Horizontal	0	1.44	-	33.77	6.08	31.57

802.11ac VHT80_Nss1,(MCS0)_3TX

5210MHz_TX

01/08/2020

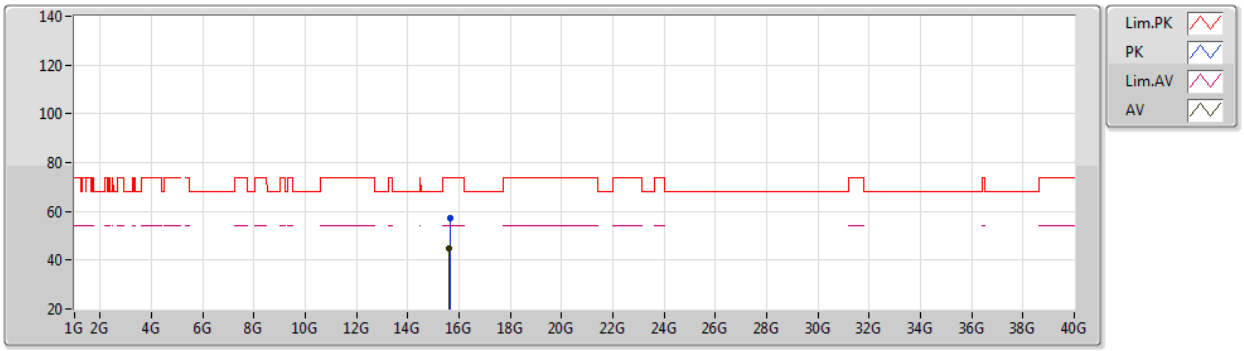

EUT Z_3TX
Setting 23
02-D-J-7

Type	Freq	Level	Limit	Margin	Raw	Dist	Condition	Azimuth	Height	Comment	AF	CL	PA
	(Hz)	(dBuV/m)	(dBuV/m)	(dB)	(dBuV)	(m)		(°)	(m)		(dB)	(dB)	(dB)
PK	15.63336G	57.22	74.00	-16.78	42.34	3	Vertical	157	1.05	-	38.46	9.28	32.86
AV	15.62738G	44.83	54.00	-9.17	29.93	3	Vertical	157	1.05	-	38.48	9.28	32.86

802.11ac VHT80_Nss1,(MCS0)_3TX

5210MHz_TX

01/08/2020

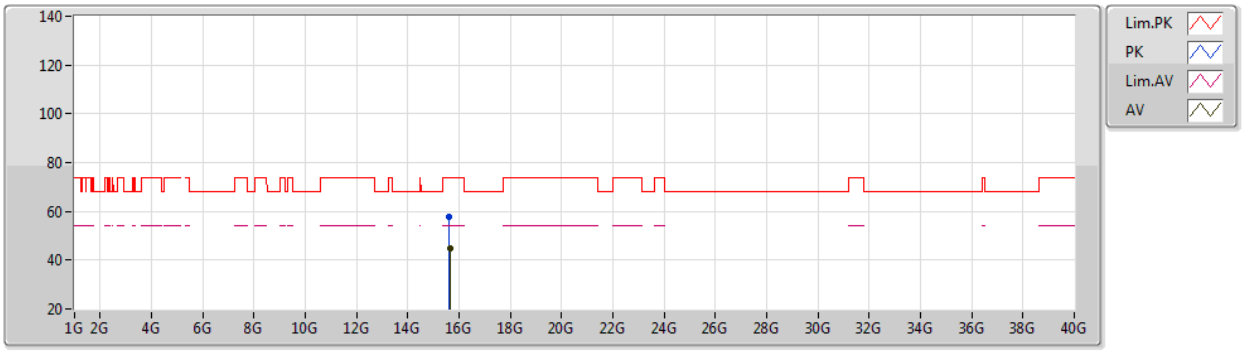

EUT Z_3TX
Setting 23
02-D-J-7

Type	Freq	Level	Limit	Margin	Raw	Dist	Condition	Azimuth	Height	Comment	AF	CL	PA
	(Hz)	(dBuV/m)	(dBuV/m)	(dB)	(dBuV)	(m)		(°)	(m)		(dB)	(dB)	(dB)
PK	15.62942G	57.85	74.00	-16.15	42.96	3	Horizontal	293	2.77	-	38.47	9.28	32.86
AV	15.63192G	44.94	54.00	-9.06	30.05	3	Horizontal	293	2.77	-	38.47	9.28	32.86

802.11ac VHT80_Nss1,(MCS0)_3TX

5290MHz_TX

01/08/2020

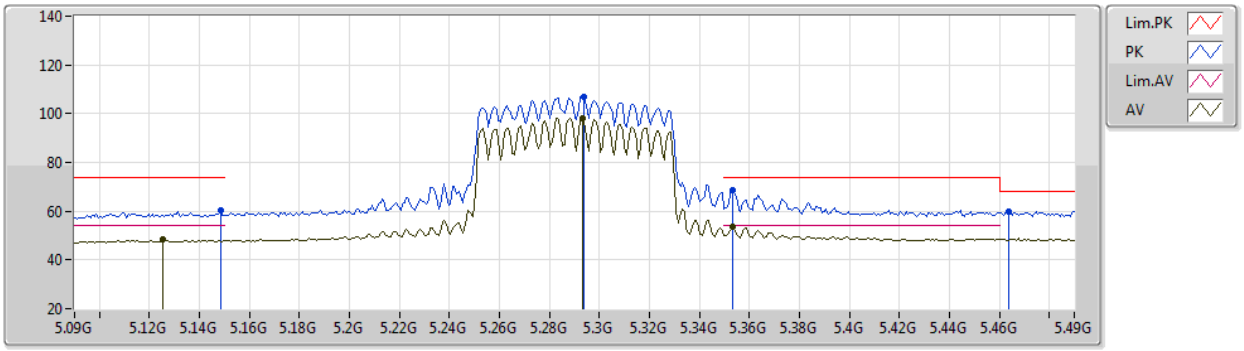

EUT Y_3TX
Setting 23
02-D-J-7-10

Type	Freq	Level	Limit	Margin	Raw	Dist	Condition	Azimuth	Height	Comment	AF	CL	PA
	(Hz)	(dBuV/m)	(dBuV/m)	(dB)	(dBuV)	(m)		(°)	(m)		(dB)	(dB)	(dB)
PK	5.1484G	60.15	74.00	-13.85	52.46	3	Vertical	337	2.06	-	33.45	5.97	31.73
AV	5.1252G	48.30	54.00	-5.70	40.65	3	Vertical	337	2.06	-	33.43	5.96	31.74
PK	5.294G	107.10	Inf	-Inf	98.98	3	Vertical	337	2.06	-	33.69	6.05	31.62
AV	5.2932G	98.34	Inf	-Inf	90.22	3	Vertical	337	2.06	-	33.69	6.05	31.62
PK	5.3532G	68.82	74.00	-5.18	60.57	3	Vertical	337	2.06	-	33.75	6.08	31.58
AV	5.3532G	53.57	54.00	-0.43	45.32	3	Vertical	337	2.06	-	33.75	6.08	31.58
PK	5.4636G	60.03	68.20	-8.17	51.50	3	Vertical	337	2.06	-	33.86	6.17	31.50

802.11ac VHT80_Nss1,(MCS0)_3TX

5290MHz_TX

01/08/2020

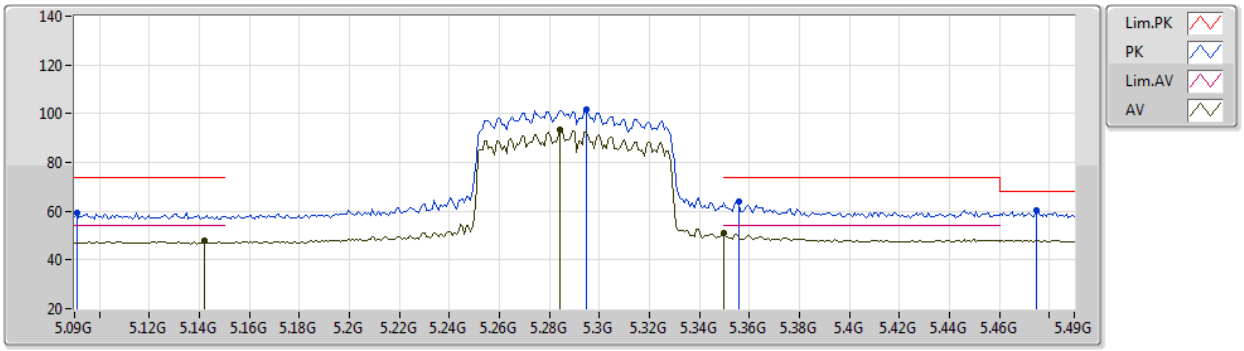

EUT Y_3TX
Setting 23
02-D-J-7-10

Type	Freq	Level	Limit	Margin	Raw	Dist	Condition	Azimuth	Height	Comment	AF	CL	PA
	(Hz)	(dBuV/m)	(dBuV/m)	(dB)	(dBuV)	(m)		(°)	(m)		(dB)	(dB)	(dB)
PK	5.0908G	59.46	74.00	-14.54	51.89	3	Horizontal	196	2.41	-	33.39	5.95	31.77
AV	5.142G	47.70	54.00	-6.30	40.02	3	Horizontal	196	2.41	-	33.44	5.97	31.73
PK	5.2948G	101.54	Inf	-Inf	93.42	3	Horizontal	196	2.41	-	33.69	6.05	31.62
AV	5.2844G	93.30	Inf	-Inf	85.22	3	Horizontal	196	2.41	-	33.67	6.04	31.63
PK	5.3556G	64.13	74.00	-9.87	55.87	3	Horizontal	196	2.41	-	33.76	6.08	31.58
AV	5.35G	51.13	54.00	-2.87	42.88	3	Horizontal	196	2.41	-	33.75	6.08	31.58
PK	5.4748G	60.22	68.20	-7.98	51.66	3	Horizontal	196	2.41	-	33.87	6.18	31.49

802.11ac VHT80_Nss1,(MCS0)_3TX

5290MHz_TX

01/08/2020

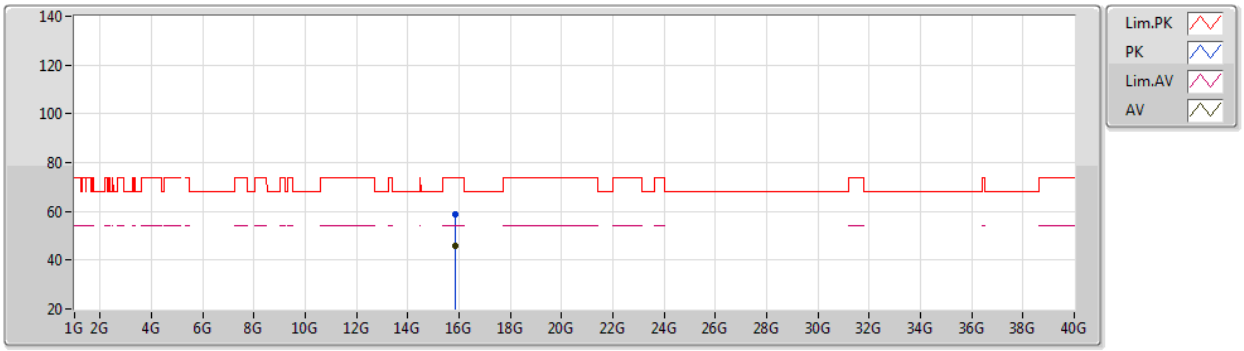

EUT Z_3TX
Setting 23
02-D-J-7

Type	Freq	Level	Limit	Margin	Raw	Dist	Condition	Azimuth	Height	Comment	AF	CL	PA
	(Hz)	(dBuV/m)	(dBuV/m)	(dB)	(dBuV)	(m)		(°)	(m)		(dB)	(dB)	(dB)
PK	15.86502G	58.79	74.00	-15.21	44.51	3	Vertical	62	1.69	-	37.79	9.36	32.87
AV	15.86766G	45.87	54.00	-8.13	31.60	3	Vertical	62	1.69	-	37.78	9.36	32.87

802.11ac VHT80_Nss1,(MCS0)_3TX

5290MHz_TX

01/08/2020

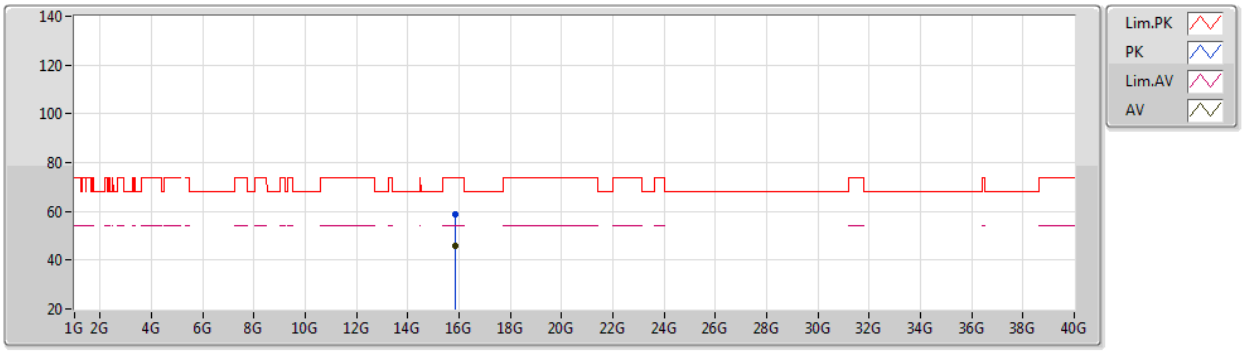

EUT Z_3TX
Setting 23
02-D-J-7

Type	Freq	Level	Limit	Margin	Raw	Dist	Condition	Azimuth	Height	Comment	AF	CL	PA
	(Hz)	(dBuV/m)	(dBuV/m)	(dB)	(dBuV)	(m)		(°)	(m)		(dB)	(dB)	(dB)
PK	15.8727G	58.90	74.00	-15.10	44.64	3	Horizontal	355	1.94	-	37.77	9.36	32.87
AV	15.87272G	45.72	54.00	-8.28	31.46	3	Horizontal	355	1.94	-	37.77	9.36	32.87

802.11ac VHT80_Nss1,(MCS0)_3TX

5530MHz_TX

01/08/2020

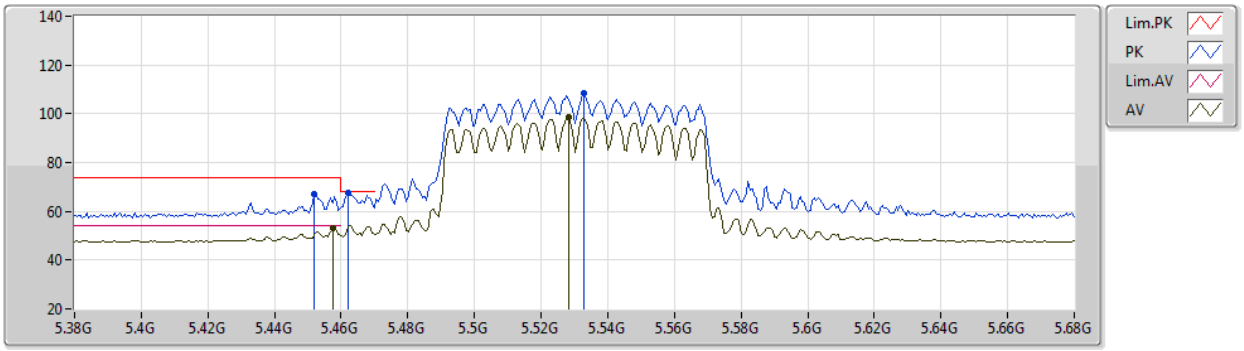

EUT Y_3TX
Setting 21
02-D-J-7-10

Type	Freq	Level	Limit	Margin	Raw	Dist	Condition	Azimuth	Height	Comment	AF	CL	PA
	(Hz)	(dBuV/m)	(dBuV/m)	(dB)	(dBuV)	(m)		(°)	(m)		(dB)	(dB)	(dB)
PK	5.452G	66.85	74.00	-7.15	58.35	3	Vertical	143	1.44	-	33.85	6.16	31.51
PK	5.4622G	67.41	68.20	-0.79	58.88	3	Vertical	143	1.44	-	33.86	6.17	31.50
AV	5.4574G	53.19	54.00	-0.81	44.67	3	Vertical	143	1.44	-	33.86	6.16	31.50
PK	5.533G	108.36	Inf	-Inf	99.69	3	Vertical	143	1.44	-	33.90	6.24	31.47
AV	5.5282G	98.59	Inf	-Inf	89.92	3	Vertical	143	1.44	-	33.90	6.24	31.47

802.11ac VHT80_Nss1,(MCS0)_3TX

5530MHz_TX

01/08/2020

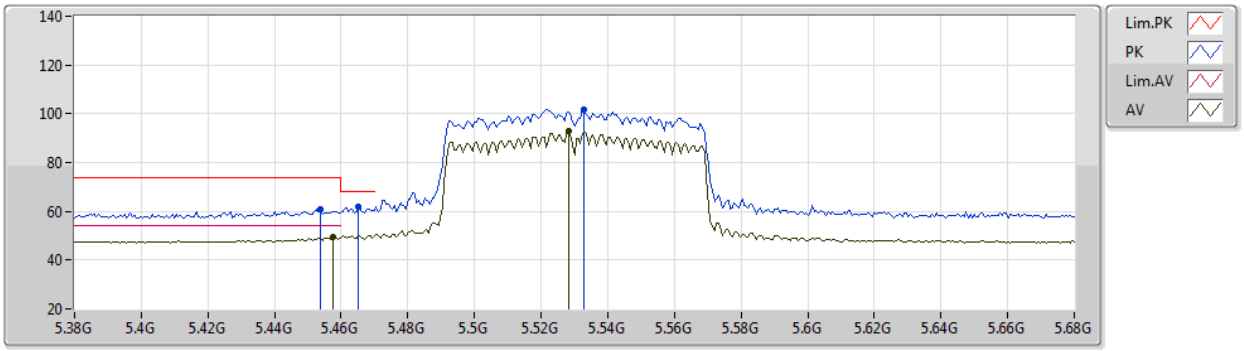

EUT Y_3TX
Setting 21
02-D-J-7-10

Type	Freq	Level	Limit	Margin	Raw	Dist	Condition	Azimuth	Height	Comment	AF	CL	PA
	(Hz)	(dBuV/m)	(dBuV/m)	(dB)	(dBuV)	(m)		(°)	(m)		(dB)	(dB)	(dB)
PK	5.4538G	60.99	74.00	-13.01	52.49	3	Horizontal	183	1.93	-	33.85	6.16	31.51
AV	5.4574G	49.24	54.00	-4.76	40.72	3	Horizontal	183	1.93	-	33.86	6.16	31.50
PK	5.4652G	61.72	68.20	-6.48	53.18	3	Horizontal	183	1.93	-	33.87	6.17	31.50
PK	5.533G	101.84	Inf	-Inf	93.17	3	Horizontal	183	1.93	-	33.90	6.24	31.47
AV	5.5282G	92.82	Inf	-Inf	84.15	3	Horizontal	183	1.93	-	33.90	6.24	31.47

802.11ac VHT80_Nss1,(MCS0)_3TX

5530MHz_TX

01/08/2020

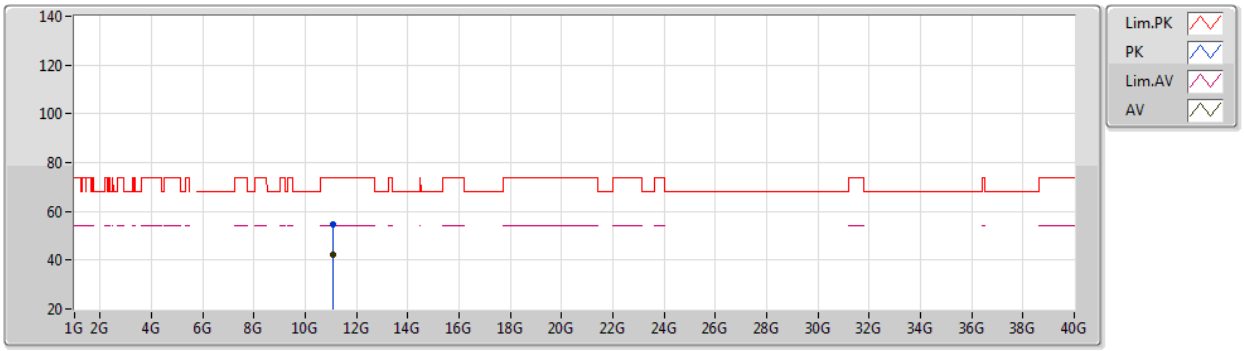

EUT Z_3TX
Setting 21
02-D-J-7

Type	Freq	Level	Limit	Margin	Raw	Dist	Condition	Azimuth	Height	Comment	AF	CL	PA
	(Hz)	(dBuV/m)	(dBuV/m)	(dB)	(dBuV)	(m)		(°)	(m)		(dB)	(dB)	(dB)
PK	11.05986G	54.82	74.00	-19.18	40.31	3	Vertical	121	1.27	-	38.55	8.73	32.77
AV	11.05937G	42.16	54.00	-11.84	27.65	3	Vertical	121	1.27	-	38.55	8.73	32.77

802.11ac VHT80_Nss1,(MCS0)_3TX

5530MHz_TX

01/08/2020

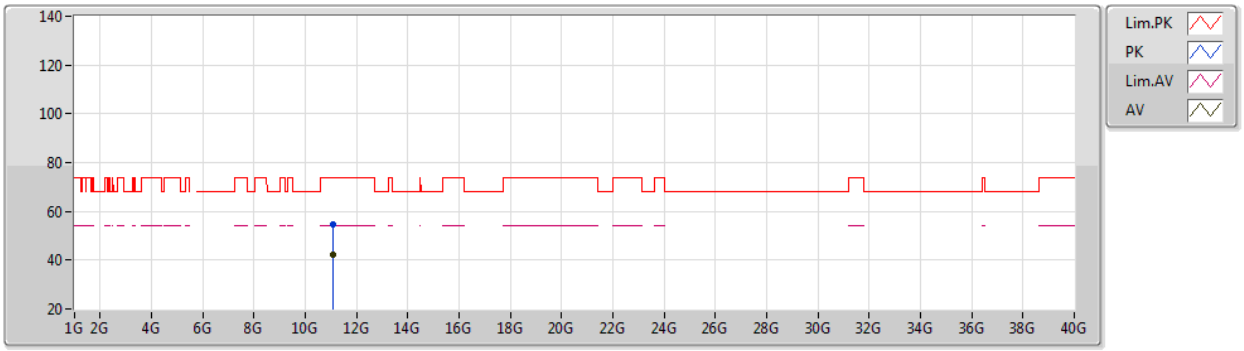

EUT Z_3TX
Setting 21
02-D-J-7

Type	Freq	Level	Limit	Margin	Raw	Dist	Condition	Azimuth	Height	Comment	AF	CL	PA
	(Hz)	(dBuV/m)	(dBuV/m)	(dB)	(dBuV)	(m)		(°)	(m)		(dB)	(dB)	(dB)
PK	11.05919G	54.67	74.00	-19.33	40.16	3	Horizontal	185	1.34	-	38.55	8.73	32.77
AV	11.05972G	42.13	54.00	-11.87	27.62	3	Horizontal	185	1.34	-	38.55	8.73	32.77

802.11ac VHT80_Nss1,(MCS0)_3TX

5775MHz_TX

01/08/2020

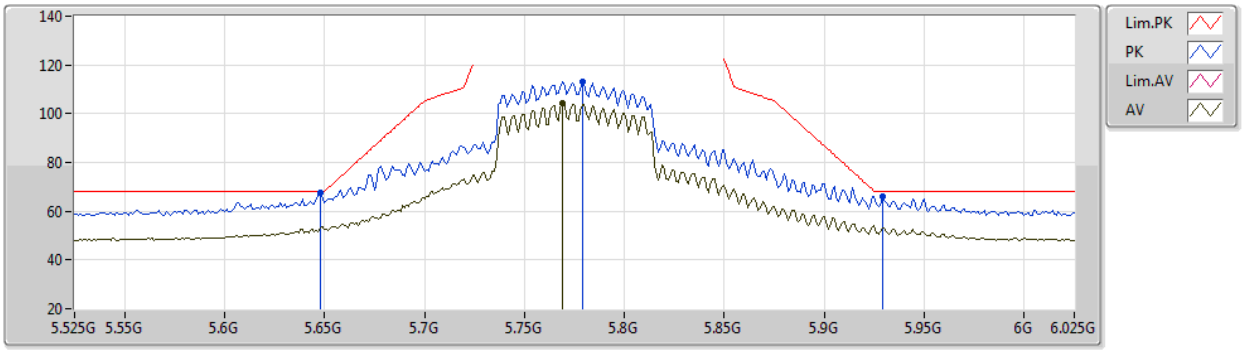

EUT Y_3TX
Setting 33
02-D-J-7-10

Type	Freq	Level	Limit	Margin	Raw	Dist	Condition	Azimuth	Height	Comment	AF	CL	PA
	(Hz)	(dBuV/m)	(dBuV/m)	(dB)	(dBuV)	(m)		(°)	(m)		(dB)	(dB)	(dB)
PK	5.648G	67.50	68.20	-0.70	58.80	3	Vertical	28	2.44	-	33.85	6.32	31.47
PK	5.779G	113.09	Inf	-Inf	104.36	3	Vertical	28	2.44	-	33.80	6.39	31.46
AV	5.769G	104.14	Inf	-Inf	95.42	3	Vertical	28	2.44	-	33.80	6.38	31.46
PK	5.929G	66.22	68.20	-1.98	57.20	3	Vertical	28	2.44	-	34.13	6.34	31.45

802.11ac VHT80_Nss1,(MCS0)_3TX

5775MHz_TX

01/08/2020

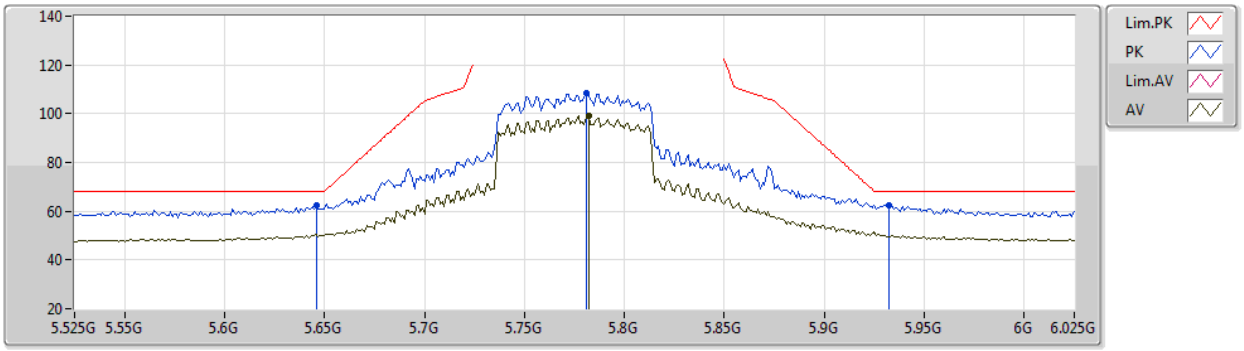

EUT Y_3TX
Setting 33
02-D-J-7-10

Type	Freq	Level	Limit	Margin	Raw	Dist	Condition	Azimuth	Height	Comment	AF	CL	PA
	(Hz)	(dBuV/m)	(dBuV/m)	(dB)	(dBuV)	(m)		(°)	(m)		(dB)	(dB)	(dB)
PK	5.646G	62.48	68.20	-5.72	53.78	3	Horizontal	185	2.01	-	33.85	6.32	31.47
PK	5.781G	108.25	Inf	-Inf	99.52	3	Horizontal	185	2.01	-	33.80	6.39	31.46
AV	5.782G	99.19	Inf	-Inf	90.46	3	Horizontal	185	2.01	-	33.80	6.39	31.46
PK	5.932G	62.65	68.20	-5.55	53.64	3	Horizontal	185	2.01	-	34.13	6.33	31.45

802.11ac VHT80_Nss1,(MCS0)_3TX

5775MHz_TX

01/08/2020

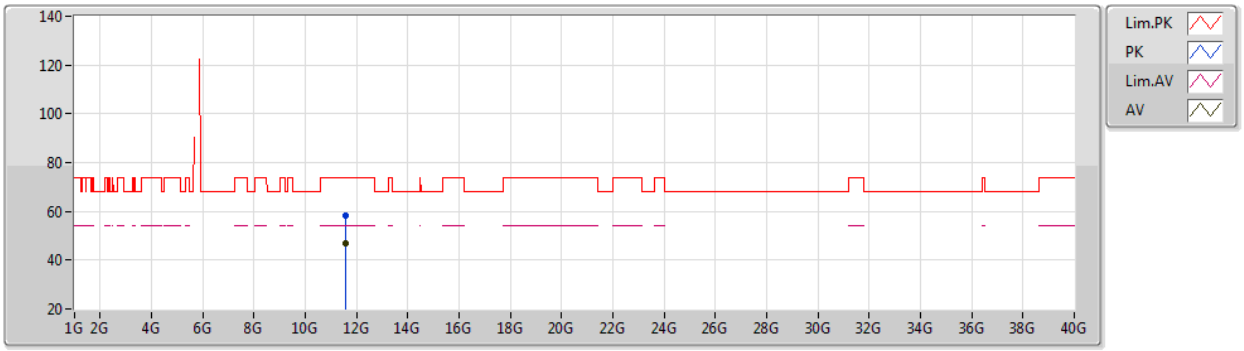

EUT Z_3TX
Setting 33
02-D-J-7

Type	Freq	Level	Limit	Margin	Raw	Dist	Condition	Azimuth	Height	Comment	AF	CL	PA
	(Hz)	(dBuV/m)	(dBuV/m)	(dB)	(dBuV)	(m)		(°)	(m)		(dB)	(dB)	(dB)
PK	11.5516G	58.25	74.00	-15.75	43.30	3	Vertical	197	1.80	-	38.94	8.87	32.86
AV	11.55656G	46.85	54.00	-7.15	31.89	3	Vertical	197	1.80	-	38.95	8.87	32.86

802.11ac VHT80_Nss1,(MCS0)_3TX

5775MHz_TX

01/08/2020

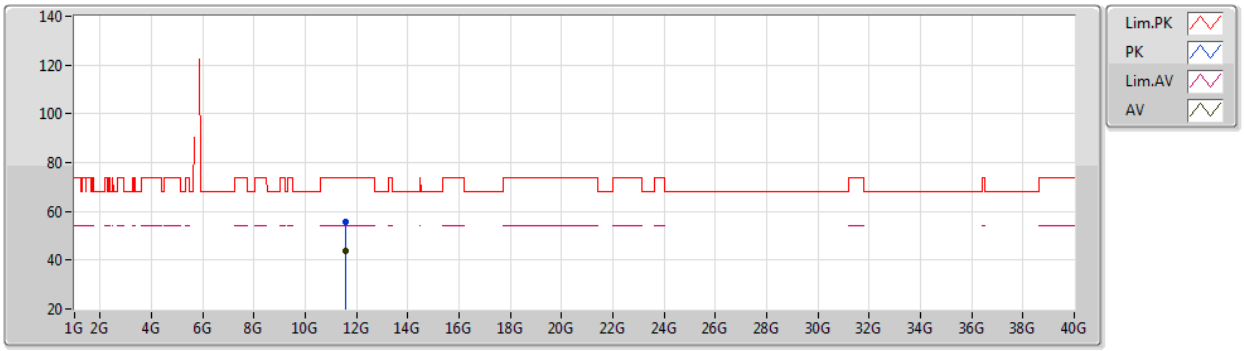

EUT Z_3TX
Setting 33
02-D-J-7

Type	Freq	Level	Limit	Margin	Raw	Dist	Condition	Azimuth	Height	Comment	AF	CL	PA
	(Hz)	(dBuV/m)	(dBuV/m)	(dB)	(dBuV)	(m)		(°)	(m)		(dB)	(dB)	(dB)
PK	11.55051G	55.78	74.00	-18.22	40.83	3	Horizontal	221	1.09	-	38.94	8.87	32.86
AV	11.55094G	43.60	54.00	-10.40	28.65	3	Horizontal	221	1.09	-	38.94	8.87	32.86