MIC Radio Test Report

Report No.: AGC00806250809TR01

PRODUCT DESIGNATION	:	Bluetooth Wireless Earphones(True Wireless Type)
BRAND NAME	:	radius
MODEL NAME	:	DMB5656C3-S, TWS001, TWS002, TWS003, TWS004, TWS005, TWS006, TWS007, TWS008, TWS009, TWS010, TWS011, TWS012, TWS013, TWS014, TWS015, TWS016, TWS017, TWS018, TWS019
APPLICANT	:	radius Co., Ltd.
DATE OF ISSUE	:	Aug. 26, 2025
STANDARD(S)	:	Article 2 Paragraph 1 Item 19 of the Certification, Article 49.20 of Ordinance Regulating Radio Equipment MIC Notice No.88 Appendix No.43
REPORT VERSION	:	V1.0

Attestation of Global Compliance (Shenzhen) Co., Ltd

Any report having not been signed by authorized approver, or having been altered without authorization, or having not been stamped by the "Dedicated Testing/Inspection Stamp" is deemed to be invalid. Copying or excerpting portion of, or altering the content of the report is not permitted without the written authorization of AGC. The test results presented in the report apply only to the tested sample. Any objections to report issued by AGC should be submitted to AGC within 15days after the issuance of the test report. Further enquiry of validity or verification of the test report should be addressed to AGC by agc01@agccert.com.

Report Revise Record

Report Version	Revise Time	Issued Date	Valid Version	Notes
V1.0	/	Aug. 26, 2025	Valid	Initial Release

Any report having not been signed by authorized approver, or having been altered without authorization, or having not been stamped by the "Dedicated Testing/Inspection Stamp" is deemed to be invalid. Copying or excerpting portion of, or altering the content of the report is not permitted without the written authorization of AGC. The test results presented in the report apply only to the tested sample. Any objections to report issued by AGC should be submitted to AGC within 15days after the issuance of the test report. Further enquiry of validity or verification of the test report should be addressed to AGC by agc01@agccert.com.

Table of Contents

1. General Information 4
2. Product Information 5
2.1 Product Technical Description 5
2.2 Test Frequency List 6
2.3 Test Items and The Results 7
2.4 Description of Test Modes 8
3. Setup of Equipment Under Test 9
3.1 Setup Configuration of EUT 9
3.2 Support Equipment 9
4. Test Environment 10
4.1 Address of The Test Laboratory 10
4.2 Test Facility 10
4.3 Environmental Conditions 11
4.4 Measurement Uncertainty 11
4.5 List of Equipment Used 12
5. Measurement Results of Article 2 Paragraph 1 Item 19 13
5.1 Frequency Tolerance Measurement 13
5.2 Occupied Bandwidth Measurement 20
5.3 Unwanted Emission Strength Measurement 31
5.4 Antenna Power Error Measurement 57
5.5 EIRP Antenna Power Measurement 59
5.6 Secondary Radiated Emission Strength Measurement 61
5.7 Dwell Time Measurement 66
5.8 Interference Prevention Function Measurement 70
5.9 Housing Requirements 71
Appendix I: Photographs of Test Setup 72
Appendix II: Photographs of Test EUT 72

Any report having not been signed by authorized approver, or having been altered without authorization, or having not been stamped by the "Dedicated Testing/Inspection Stamp" is deemed to be invalid. Copying or excerpting portion of, or altering the content of the report is not permitted without the written authorization of AGC. The test results presented in the report apply only to the tested sample. Any objections to report issued by AGC should be submitted to AGC within 15days after the issuance of the test report. Further enquiry of validity or verification of the test report should be addressed to AGC by agc01@agccert.com.

1. General Information

Applicant	radius Co., Ltd.
Address	Jiji Press Building 11F, 5-15-8 Ginza, Chuo-Ku, Tokyo, 1040061, Japan
Manufacturer	Glory Star Technology Industrial Co., LTD
Address	Room 2102-2202, 1st Building of YiLuan, Xixiang Road, BaoAn District, Shenzhen, China.
Factory	Glory Star Technology Industrial Co., LTD
Address	Room 2102-2202, 1st Building of YiLuan, Xixiang Road, BaoAn District, Shenzhen, China.
Product Designation	Bluetooth Wireless Earphones(True Wireless Type)
Brand Name	radius
Test Model	DMB5656C3-S
Series Model(s)	TWS001, TWS002, TWS003, TWS004, TWS005, TWS006, TWS007, TWS008, TWS009, TWS010, TWS011, TWS012, TWS013, TWS014, TWS015, TWS016, TWS017, TWS018, TWS019
Difference Description	All the same except for the model names and colors.
Date of receipt of test item	Aug. 14, 2025
Date of Test	Aug. 14, 2025~Aug. 25, 2025
Deviation from Standard	No any deviation from the test method
Condition of Test Sample	Normal
Test Result	Pass
Test Report Form No	AGCER-MIC-BR_EDR-V1

Note: The test results of this report relate only to the tested sample identified in this report.

Prepared By	Cici Li (Project Engineer)	Aug. 25, 2025
Reviewed By	Bibo Zhang (Reviewer)	Aug. 25, 2025
Approved By	Angela Li (Authorized Officer)	Aug. 25, 2025

Any report having not been signed by authorized approver, or having been altered without authorization, or having not been stamped by the "Dedicated Testing/Inspection Stamp" is deemed to be invalid. Copying or excerpting portion of, or altering the content of the report is not permitted without the written authorization of AGC. The test results presented in the report apply only to the tested sample. Any objections to report issued by AGC should be submitted to AGC within 15days after the issuance of the test report. Further enquiry of validity or verification of the test report should be addressed to AGC by agc01@agccert.com.

2. Product Information

2.1 Product Technical Description

Equipment Type	Low Power Data Communication System in the 2.4GHz band
Operation Frequency Range	2402MHz-2480MHz
Bluetooth Version	V6.0
Hardware Version	ZGB030_5656_V1.1
Software Version	GB030-C-AB5656C3-BUCK-20250703-V07
Modulation Type	BR ☒GFSK:1Mbps;
	EDR ☒π /4-DQPSK:2Mbps ☒8DPSK:3Mbps
Number of channels	79 Channels
Channel Separation	1 MHz
Rated Antenna Power	0.006mW/MHz
Antenna Designation	Bipolar antenna
Antenna Gain	2.8dBi
Test Channel	2.402GHz (CH00) 2.441GHz (CH39) 2.480GHz (CH78)
Test Voltage	HV: (4.07V) High Voltage + 10% of Normal Voltage
	LV: (3.33V) Low Voltage - 10% of Normal Voltage
	NV: (3.7V) Normal Voltage

Note:
1. The EUT has single chip with one antenna and the output of the antenna feeder is 50 Ohm.
2. The EUT is a 2.4GHz single-chip controller according to MIC Notice No.88 Annex 43.
3. Please refer to Appendix II for the photographs of the EUT. For more details, please refer to the User's manual of the EUT.
4. The EUT comprises left and right channel earphones, both are the same. The right earphone had been tested and recorded in this report as the worst case.

Any report having not been signed by authorized approver, or having been altered without authorization, or having not been stamped by the "Dedicated Testing/Inspection Stamp" is deemed to be invalid. Copying or excerpting portion of, or altering the content of the report is not permitted without the written authorization of AGC. The test results presented in the report apply only to the tested sample. Any objections to report issued by AGC should be submitted to AGC within 15days after the issuance of the test report. Further enquiry of validity or verification of the test report should be addressed to AGC by agc01@agccert.com.

2.2 Test Frequency List

Channel No.	Frequency (GHz)	Channel No.	Frequency (GHz)	Channel No.	Frequency (GHz)
00	2.402	28	2.430	56	2.458
01	2.403	29	2.431	57	2.459
02	2.404	30	2.432	58	2.460
03	2.405	31	2.433	59	2.461
04	2.406	32	2.434	60	2.462
05	2.407	33	2.435	61	2.463
06	2.408	34	2.436	62	2.464
07	2.409	35	2.437	63	2.465
08	2.410	36	2.438	64	2.466
09	2.411	37	2.439	65	2.467
10	2.412	38	2.440	66	2.468
11	2.413	39	2.441	67	2.469
12	2.414	40	2.442	68	2.470
13	2.415	41	2.443	69	2.471
14	2.416	42	2.444	70	2.472
15	2.417	43	2.445	71	2.473
16	2.418	44	2.446	72	2.474
17	2.419	45	2.447	73	2.475
18	2.420	46	2.448	74	2.476
19	2.421	47	2.449	75	2.477
20	2.422	48	2.450	76	2.478
21	2.423	49	2.451	77	2.479
22	2.424	50	2.452	78	2.480
23	2.425	51	2.453		
24	2.426	52	2.454		
25	2.427	53	2.455		
26	2.428	54	2.456		
27	2.429	55	2.457		

Any report having not been signed by authorized approver, or having been altered without authorization, or having not been stamped by the "Dedicated Testing/Inspection Stamp" is deemed to be invalid. Copying or excerpting portion of, or altering the content of the report is not permitted without the written authorization of AGC. The test results presented in the report apply only to the tested sample. Any objections to report issued by AGC should be submitted to AGC within 15days after the issuance of the test report. Further enquiry of validity or verification of the test report should be addressed to AGC by agc01@agccert.com.

2.3 Test Items and The Results

Article 2 Paragraph 1 Item 19 of the Certification Measurement Project		
Ordinance Regulating Radio Equipment	Description of Test	Result
Article 5	Frequency Tolerance	Complies
Article 6	Occupied Bandwidth	Complies
Article 7	Unwanted Emission Strength	Complies
Article 49.20 & Article 14	Antenna Power Error	Complies
Article 49.20	EIRP Antenna Power	Complies
Article 24	Secondary Radiated Emission Strength	Complies
Article 9.4	Interference Prevention Function	Complies
Article 49.20	Dwell Time	Complies
Article 49.20	Carrier Sensing Function (1)	Not applicable (See Note 1)
Article 49.20	Carrier Sensing Function (2)	Not applicable (See Note 1)
Article 49.20	Transmission Antenna Absolute Gain	Complies
Article 49.20	Half Power Beam Angle (Radiation angle of antenna)	Not applicable (See Note 2)
Article 49.20	Housing Requirements	Complies

Note:
1. FHSS system equipment does not need to meet carrier sensing test.
2. It is unnecessary to testing, when a E.I.R.P. is less than 6.91dBm/MHz.

Any report having not been signed by authorized approver, or having been altered without authorization, or having not been stamped by the "Dedicated Testing/Inspection Stamp" is deemed to be invalid. Copying or excerpting portion of, or altering the content of the report is not permitted without the written authorization of AGC. The test results presented in the report apply only to the tested sample. Any objections to report issued by AGC should be submitted to AGC within 15days after the issuance of the test report. Further enquiry of validity or verification of the test report should be addressed to AGC by agc01@agccert.com.

2.4 Description of Test Modes

Test Mode	Description
Transmitter Test	
Unmod_2402	Transmitting mode without modulation (Channel: 00)
Unmod_2441	Transmitting mode without modulation (Channel: 39)
Unmod_2480	Transmitting mode without modulation (Channel: 78)
BR_2402_1Mbps	Bluetooth BR Transmitting mode (Channel: 00, Rate: 1Mbps)
BR_2441_1Mbps	Bluetooth BR Transmitting mode (Channel: 39, Rate: 1Mbps)
BR_2480_1Mbps	Bluetooth BR Transmitting mode (Channel: 78, Rate: 1Mbps)
EDR_2402_2Mbps	Bluetooth EDR Transmitting mode (Channel: 00, Rate: 2Mbps)
EDR _2441_2Mbps	Bluetooth EDR Transmitting mode (Channel: 39, Rate: 2Mbps)
EDR _2480_2Mbps	Bluetooth EDR Transmitting mode (Channel: 78, Rate: 2Mbps)
EDR_2402_3Mbps	Bluetooth EDR Transmitting mode (Channel: 00, Rate: 3Mbps)
EDR _2441_3Mbps	Bluetooth EDR Transmitting mode (Channel: 39, Rate: 3Mbps)
EDR _2480_3Mbps	Bluetooth EDR Transmitting mode (Channel: 78, Rate: 3Mbps)
BR_HOP_1Mbps	Bluetooth BR Transmitting mode (Hopping, Rate: 1Mbps)
EDR_HOP_2Mbps	Bluetooth EDR Transmitting mode (Hopping, Rate: 2Mbps)
EDR_HOP_3Mbps	Bluetooth EDR Transmitting mode (Hopping, Rate: 3Mbps)
Receiver Test	
BR _2402_1Mbps	Bluetooth BR Receiving mode (Channel: 00, Rate: 1Mbps)
BR _2441_1Mbps	Bluetooth BR Receiving mode (Channel: 39, Rate: 1Mbps)
BR_2480_1Mbps	Bluetooth BR Receiving mode (Channel: 78, Rate: 1Mbps)
EDR_2402_2Mbps	Bluetooth EDR Receiving mode (Channel: 00, Rate: 2Mbps)
EDR_2441_2Mbps	Bluetooth EDR Receiving mode (Channel: 39, Rate: 2Mbps)
EDR_2480_2Mbps	Bluetooth EDR Receiving mode (Channel: 78, Rate: 2Mbps)
EDR_2402_3Mbps	Bluetooth EDR Receiving mode (Channel: 00, Rate: 3Mbps)
EDR_2441_3Mbps	Bluetooth EDR Receiving mode (Channel: 39, Rate: 3Mbps)
EDR_2480_3Mbps	Bluetooth EDR Receiving mode (Channel: 78, Rate: 3Mbps)

Any report having not been signed by authorized approver, or having been altered without authorization, or having not been stamped by the "Dedicated Testing/Inspection Stamp" is deemed to be invalid. Copying or excerpting portion of, or altering the content of the report is not permitted without the written authorization of AGC. The test results presented in the report apply only to the tested sample. Any objections to report issued by AGC should be submitted to AGC within 15days after the issuance of the test report. Further enquiry of validity or verification of the test report should be addressed to AGC by agc01@agccert.com.

3. Setup of Equipment Under Test

3.1 Setup Configuration of EUT

See test photographs attached in Appendix I for the actual connections between EUT and support equipment.

3.2 Support Equipment

The EUT has been associated with peripherals and configuration operated in a manner tended to maximize its emission characteristics in a typical application.
The following peripheral devices and interface cables were connected during the measurement:

Whether support unit is used?				
Yes				
Item	Equipment	Trade Name	Model No.	Specification
1	Control Box	RISYM	USB-TTL	--

Any report having not been signed by authorized approver, or having been altered without authorization, or having not been stamped by the "Dedicated Testing/Inspection Stamp" is deemed to be invalid. Copying or excerpting portion of, or altering the content of the report is not permitted without the written authorization of AGC. The test results presented in the report apply only to the tested sample. Any objections to report issued by AGC should be submitted to AGC within 15days after the issuance of the test report. Further enquiry of validity or verification of the test report should be addressed to AGC by agc01@agccert.com.

4. Test Environment

4.1 Address of The Test Laboratory

Laboratory: Attestation of Global Compliance (Shenzhen) Co., Ltd.

Address: 1-2/F, Building 19, Junfeng Industrial Park, Chongqing Road, Heping Community, Fuhai Street, Bao'an District, Shenzhen, Guangdong, China

4.2 Test Facility

The test facility is recognized, certified, or accredited by the following organizations:

CNAS-Lab Code: L5488

Attestation of Global Compliance (Shenzhen) Co., Ltd. has been assessed and proved to follow CNAS-CL01 Accreditation Criteria for Testing and Calibration Laboratories (identical to ISO/IEC17025: 2017 General Requirements for the Competence of Testing and Calibration Laboratories.)

A2LA-Lab Cert. No.: 5054.02

Attestation of Global Compliance (Shenzhen) Co., Ltd. EMC Laboratory has been accredited by A2LA for technical competence in the field of electrical testing, and proved to follow ISO/IEC 17025: 2017 General Requirements for the Competence of Testing and Calibration Laboratories and any additional program requirements in the identified field of testing.

FCC-Registration No.: 975832

Attestation of Global Compliance (Shenzhen) Co., Ltd. EMC Laboratory has been registered and fully described in a report filed with the FCC (Federal Communications Commission). The acceptance letter from the FCC is maintained in our files with Registration 975832.

IC-Registration No.: 24842(CAB identifier: CN0063)

Attestation of Global Compliance (Shenzhen) Co., Ltd. EMC Laboratory has been registered and fully described in a report filed with the Certification and Engineering Bureau of Industry Canada. The acceptance letter from the IC is maintained in our files with Registration 24842.

VCCI Membership No.: 4112

Attestation of Global Compliance (Shenzhen) Co., Ltd. EMC Laboratory has been registered in accordance with VCCI Council Rules.

VCCI Registration No. C-20098 for conducted emissions at AC main power ports
VCCI Registration No. T-20102 for conducted emissions at telecommunication ports
VCCI Registration No. R-20136 for radiated emissions below 1GHz
VCCI Registration No. G-20132 for radiated emissions above 1GHz

Any report having not been signed by authorized approver, or having been altered without authorization, or having not been stamped by the "Dedicated Testing/Inspection Stamp" is deemed to be invalid. Copying or excerpting portion of, or altering the content of the report is not permitted without the written authorization of AGC. The test results presented in the report apply only to the tested sample. Any objections to report issued by AGC should be submitted to AGC within 15days after the issuance of the test report. Further enquiry of validity or verification of the test report should be addressed to AGC by agc01@agccert.com.

4.3 Environmental Conditions

	Normal Conditions
Temperature range (℃)	15 - 35
Relative humidity range	45 % - 85 %
Pressure range (kPa)	86 - 106

4.4 Measurement Uncertainty

The reported uncertainty of measurement y ±U, where expended uncertainty U is based on a standard uncertainty multiplied by a coverage factor of k=2, providing a level of confidence of approximately 95%.

Item	Measurement Uncertainty
Uncertainty of Radio Frequency	U_c=±1 x 10^{-7}
Uncertainty of Total RF Power, Conducted	U_c = ±0.8 dB
Uncertainty of Total RF Power, Radiated	U_c = ±1.1 dB
Uncertainty of Occupied Channel Bandwidth	U_c = ±2 %
Uncertainty of RF Power Density, Conducted	U_c = ±2.6 dB
Uncertainty of Spurious Emissions, Conducted (30MHz-1GHz)	U_c = ±2.7 dB
Uncertainty of Spurious Emissions, Conducted (1GHz-40GHz)	U_c = ±3.2 dB
Uncertainty of Dwell Time	U_c = ±2%

Any report having not been signed by authorized approver, or having been altered without authorization, or having not been stamped by the "Dedicated Testing/Inspection Stamp" is deemed to be invalid. Copying or excerpting portion of, or altering the content of the report is not permitted without the written authorization of AGC. The test results presented in the report apply only to the tested sample. Any objections to report issued by AGC should be submitted to AGC within 15days after the issuance of the test report. Further enquiry of validity or verification of the test report should be addressed to AGC by agc01@agccert.com.

4.5 List of Equipment Used

● Measuring Equipment Calibration Information		
Used	Calibration Company Abbreviation	Full Name of calibration company
☐	CCIC	CCIC (Shenzhen) Metrology & Testing Service Co.,Ltd
☒	GRG	GRG METROLOGY & TEST GROUP CO.,LTD.

● Calibration Information (Article 24-2, Paragraph 4 of the Radio Act)	
☐	a) Calibration conducted by the National Institute of Information and Communications Technology (NICT) or a designated calibration agency under Article 102-18-1 of the Radio Act
☐	(b) Calibration conducted based on the regulations of Article 135 or 144 of the Measurement Act
☒	(c) Calibration conducted in foreign countries, which is equivalent to calibration conducted by the NICT or a designated calibration agency under Article 102-18-1 of the Radio Act
☐	(d) Calibration, etc. conducted by using measuring instruments and other facilities listed at the bottom of appended table 3 of the Radio Act, which is to have been calibrated as described in (a) through (c) above

● RF Conducted Test System

Used	Equipment No.	Test Equipment	Manufacturer	Model No.	Serial No.	Last Cal. Date (YY-MM-DD)	Next Cal. Date (YY-MM-DD)
☐	AGC-ER-E036	Spectrum Analyzer	Agilent	N9020A	MY49100060	2025-05-08	2026-05-07
☒	AGC-ER-E041	Spectrum Analyzer	Agilent	N9020A	W1312-60196	2025-05-16	2026-05-16
☒	AGC-BQ-E016	Power Meter	R&S	NRP-Z21	104604	2025-05-16	2026-05-16
☒	AGC-ER-A001	6dB Attenuator	SAIGE	SMA-JK	N/A	2024-09-21	2025-09-20
☐	AGC-ER-E079	Wireless Connectivity Tester	R&S	CMW270	101933	2025-05-08	2026-05-07
☐	AGC-ER-E075	Small Environmental Tester	SH-242	ESPEC	93008290	2025-07-24	2026-07-23
☐	AGC-ER-E059	Signal Generator	Agilent	N5182B	MY53050647	2025-01-14	2026-01-13
☒	--	RF Connection Cable	N/A	1#	N/A	Each time	N/A
☒	--	RF Connection Cable	N/A	2#	N/A	Each time	N/A
☒	AGC-ER-E017	temperature and humidity recorder	testo	608-H1	N/A	2025-05-29	2026-05-28
☒	AGC-ER-E091	DC Power Supply	AIDEKESI	IT6720	800103030787810080	2025-03-28	2026-03-27

Any report having not been signed by authorized approver, or having been altered without authorization, or having not been stamped by the "Dedicated Testing/Inspection Stamp" is deemed to be invalid. Copying or excerpting portion of, or altering the content of the report is not permitted without the written authorization of AGC. The test results presented in the report apply only to the tested sample. Any objections to report issued by AGC should be submitted to AGC within 15days after the issuance of the test report. Further enquiry of validity or verification of the test report should be addressed to AGC by agc01@agccert.com.

5. Measurement Results of Article 2 Paragraph 1 Item 19

5.1 Frequency Tolerance Measurement

Test Limit

Test Item	Limits
Frequency Tolerance (2400~2483.5MHz)	-50ppm≦Frequency Error≦50ppm

Test Procedure

1. Frequency accuracy of SA shall be less than 10% of limits tolerance (5ppm)
2. Setting of SA is following as: RB: 10kHz / VB: 10kHz / SPAN: 0.5MHz
3. Center Frequency: The center frequency of testing for EUT
4. Sweep time=Auto
5. Sweep mode=Continuous sweep
6. Detect mode=Positive peak
7. EUT have transmitted absence of modulation signal and fixed channelize. if is using the mark cursor to mark the peak frequency value, fc is declaring of channel frequency.
8. Then the frequency tolerance formula is $(fc-f)/fc\times10^{6}$ppm and the limit is less than ±50ppm

Test Setup

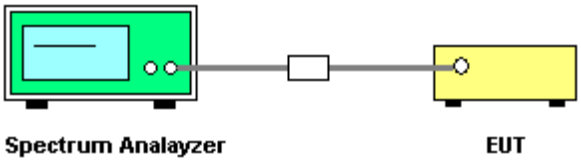

Any report having not been signed by authorized approver, or having been altered without authorization, or having not been stamped by the "Dedicated Testing/Inspection Stamp" is deemed to be invalid. Copying or excerpting portion of, or altering the content of the report is not permitted without the written authorization of AGC. The test results presented in the report apply only to the tested sample. Any objections to report issued by AGC should be submitted to AGC within 15days after the issuance of the test report. Further enquiry of validity or verification of the test report should be addressed to AGC by agc01@agccert.com.

Test Result

Test Temperature	24.1℃	Relative Humidity	59 %
Test Pressure	101kPa	Test Engineer	Icey Huang
Testing Time	2025-08-20		

Test Data of Frequency Tolerance								
Test Mode	Measure Frequency (MHz)			Frequency Error (ppm)			Limit (ppm)	P/F
	NV	LV	HV	NV	LV	HV		
Unmod_2402	2401.9717	2401.9717	2401.9712	-11.77	-11.77	-11.98	±50	Pass
Unmod_2441	2440.9717	2440.9717	2440.9712	-11.58	-11.58	-11.79	±50	Pass
Unmod_2480	2479.9737	2479.9727	2479.9722	-10.60	-11.00	-11.20	±50	Pass

Any report having not been signed by authorized approver, or having been altered without authorization, or having not been stamped by the "Dedicated Testing/Inspection Stamp" is deemed to be invalid. Copying or excerpting portion of, or altering the content of the report is not permitted without the written authorization of AGC. The test results presented in the report apply only to the tested sample. Any objections to report issued by AGC should be submitted to AGC within 15days after the issuance of the test report. Further enquiry of validity or verification of the test report should be addressed to AGC by agc01@agccert.com.

Test Graphs of Frequency Tolerance

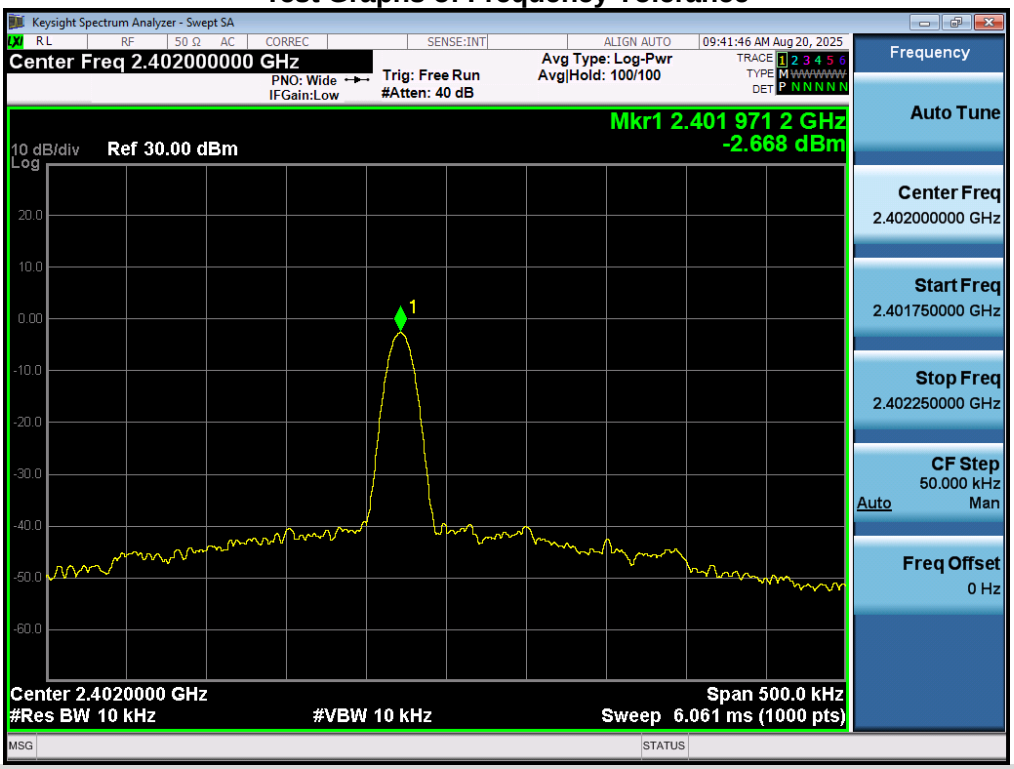

Test_Graph_Unmod_ANT1_2402_NA_Frequency Tolerance_HV

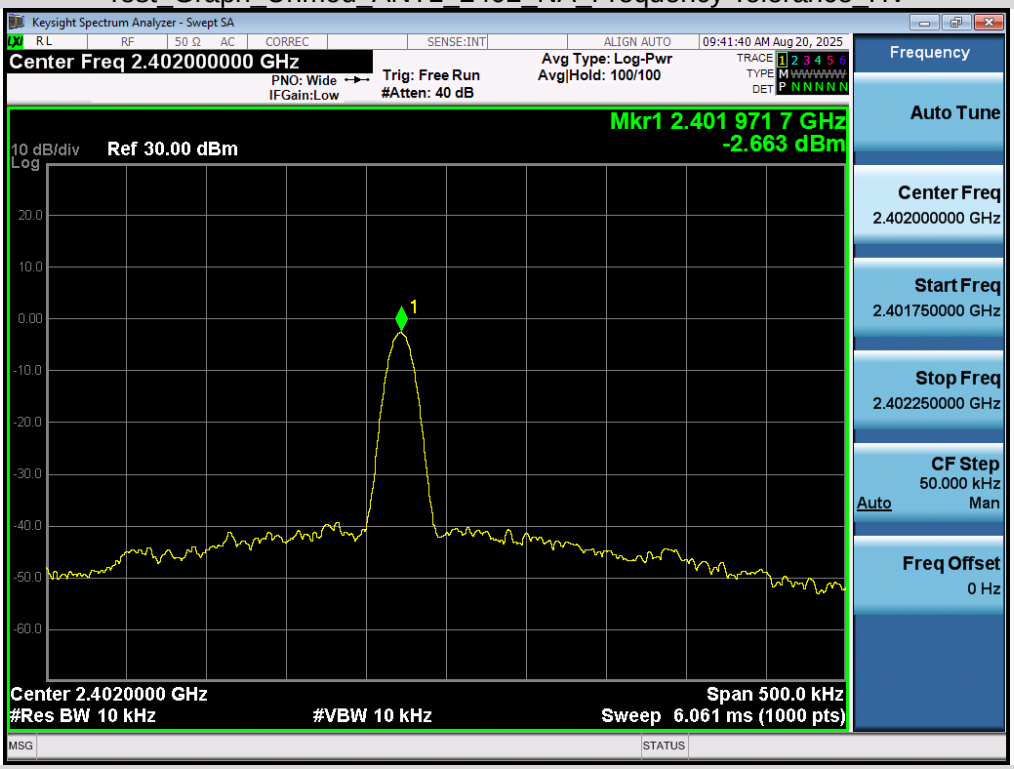

Test_Graph_Unmod_ANT1_2402_NA_Frequency Tolerance_LV

Any report having not been signed by authorized approver, or having been altered without authorization, or having not been stamped by the "Dedicated Testing/Inspection Stamp" is deemed to be invalid. Copying or excerpting portion of, or altering the content of the report is not permitted without the written authorization of AGC. The test results presented in the report apply only to the tested sample. Any objections to report issued by AGC should be submitted to AGC within 15days after the issuance of the test report. Further enquiry of validity or verification of the test report should be addressed to AGC by agc01@agccert.com.

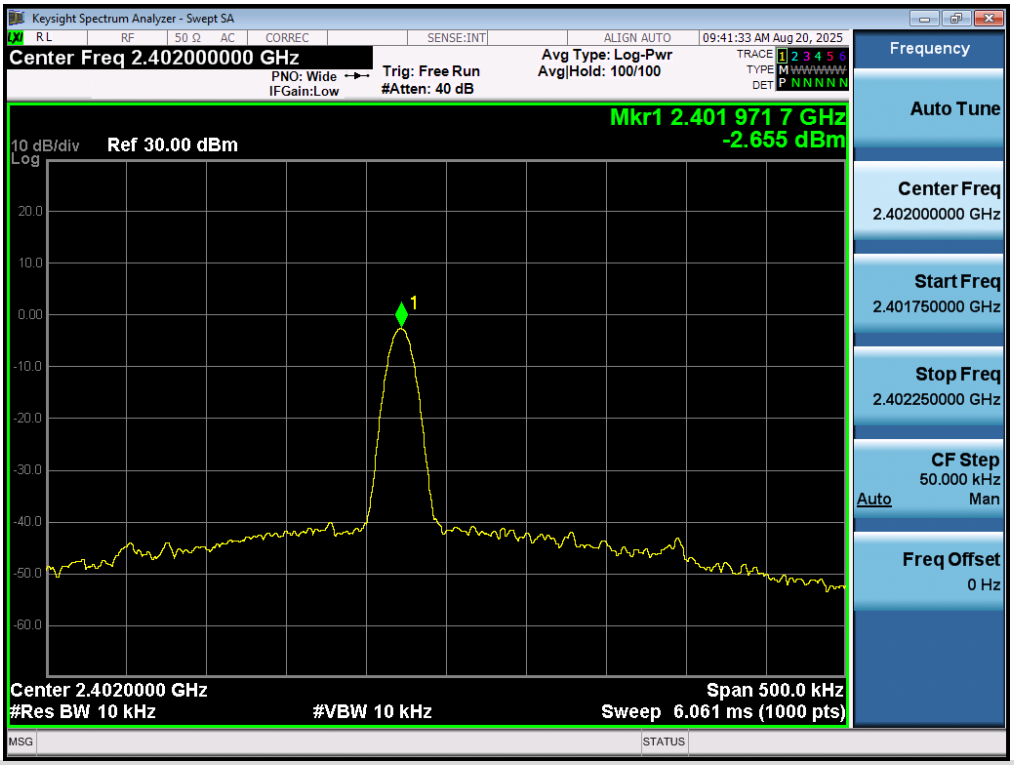

Test_Graph_Unmod_ANT1_2402_NA_Frequency Tolerance_NV

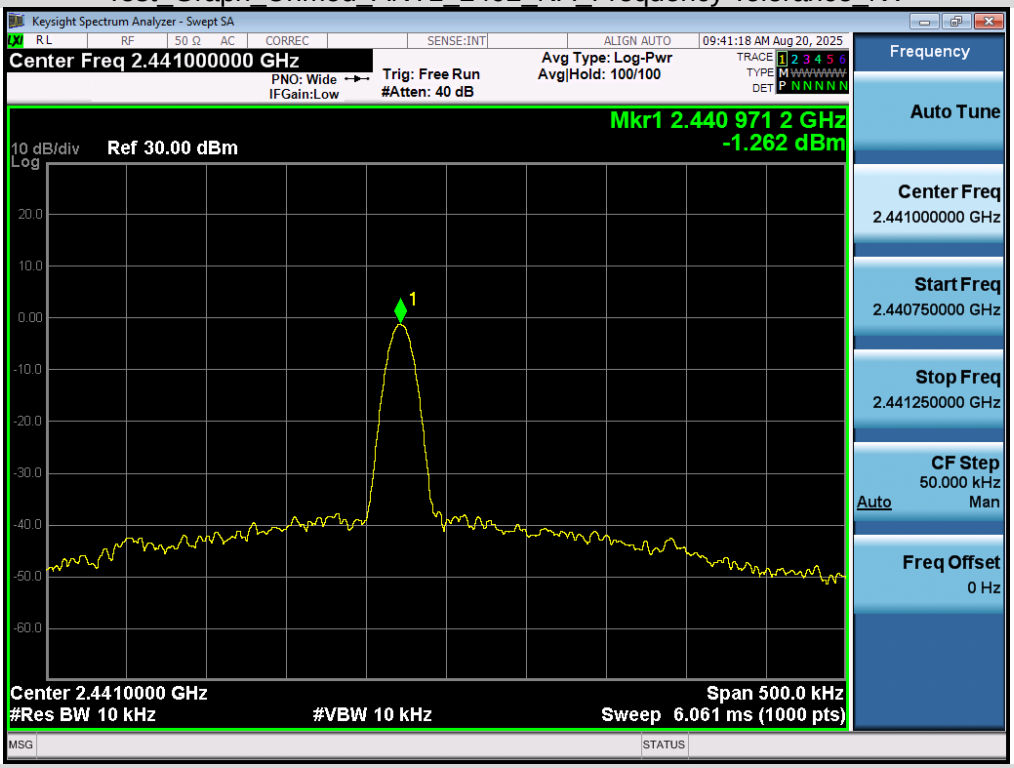

Test_Graph_Unmod_ANT1_2441_NA_Frequency Tolerance_HV

Any report having not been signed by authorized approver, or having been altered without authorization, or having not been stamped by the "Dedicated Testing/Inspection Stamp" is deemed to be invalid. Copying or excerpting portion of, or altering the content of the report is not permitted without the written authorization of AGC. The test results presented in the report apply only to the tested sample. Any objections to report issued by AGC should be submitted to AGC within 15days after the issuance of the test report. Further enquiry of validity or verification of the test report should be addressed to AGC by agc01@agccert.com.

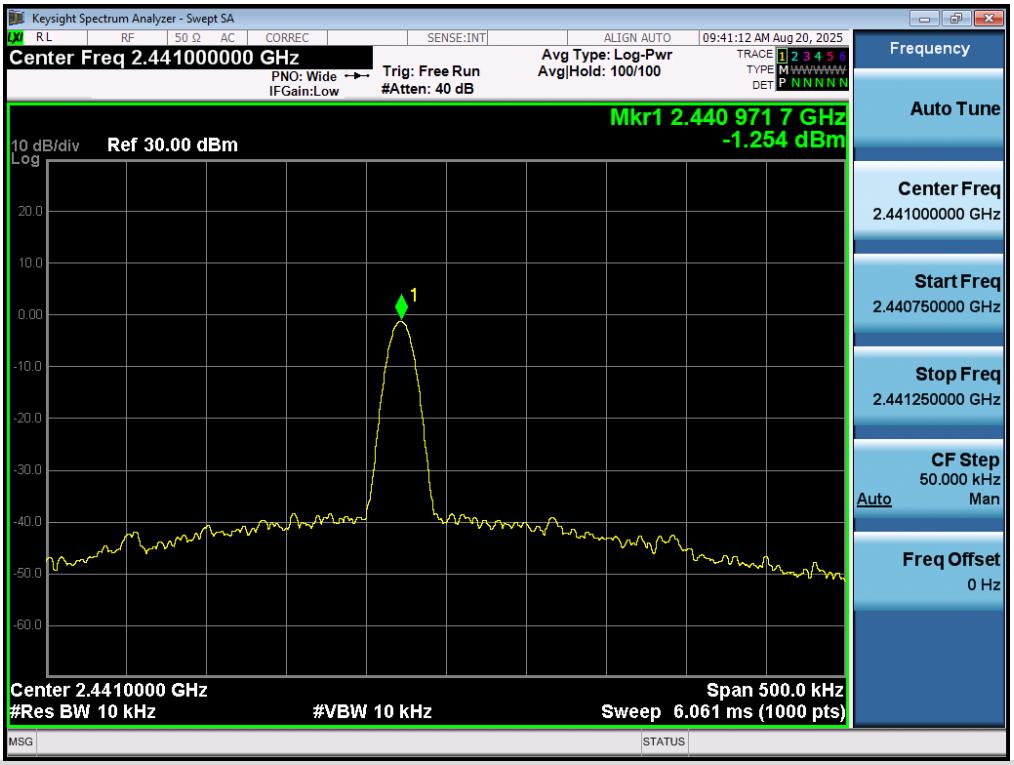

Test_Graph_Unmod_ANT1_2441_NA_Frequency Tolerance_LV

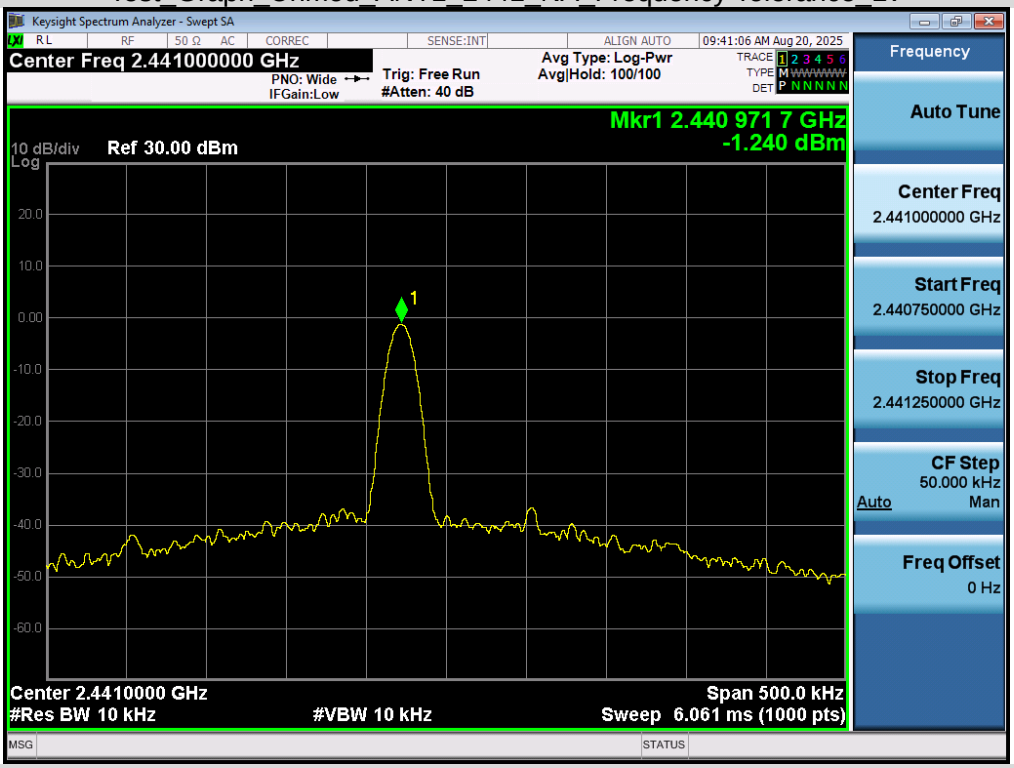

Test_Graph_Unmod_ANT1_2441_NA_Frequency Tolerance_NV

Any report having not been signed by authorized approver, or having been altered without authorization, or having not been stamped by the "Dedicated Testing/Inspection Stamp" is deemed to be invalid. Copying or excerpting portion of, or altering the content of the report is not permitted without the written authorization of AGC. The test results presented in the report apply only to the tested sample. Any objections to report issued by AGC should be submitted to AGC within 15days after the issuance of the test report. Further enquiry of validity or verification of the test report should be addressed to AGC by agc01@agccert.com.

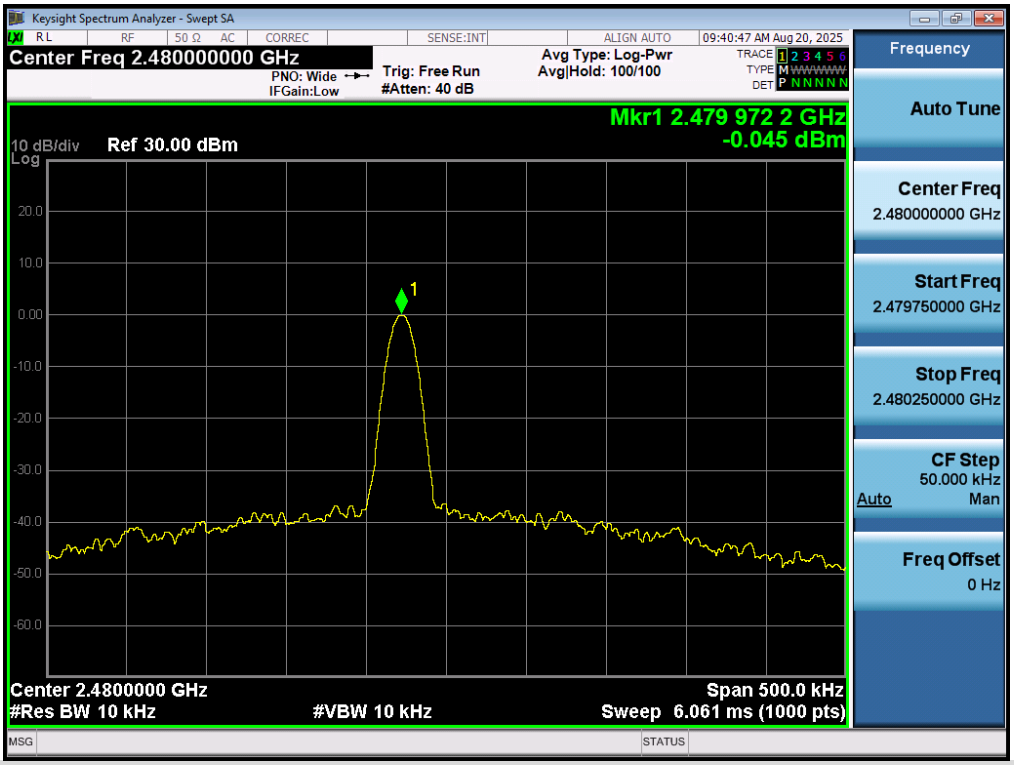

Test_Graph_Unmod_ANT1_2480_NA_Frequency Tolerance_HV

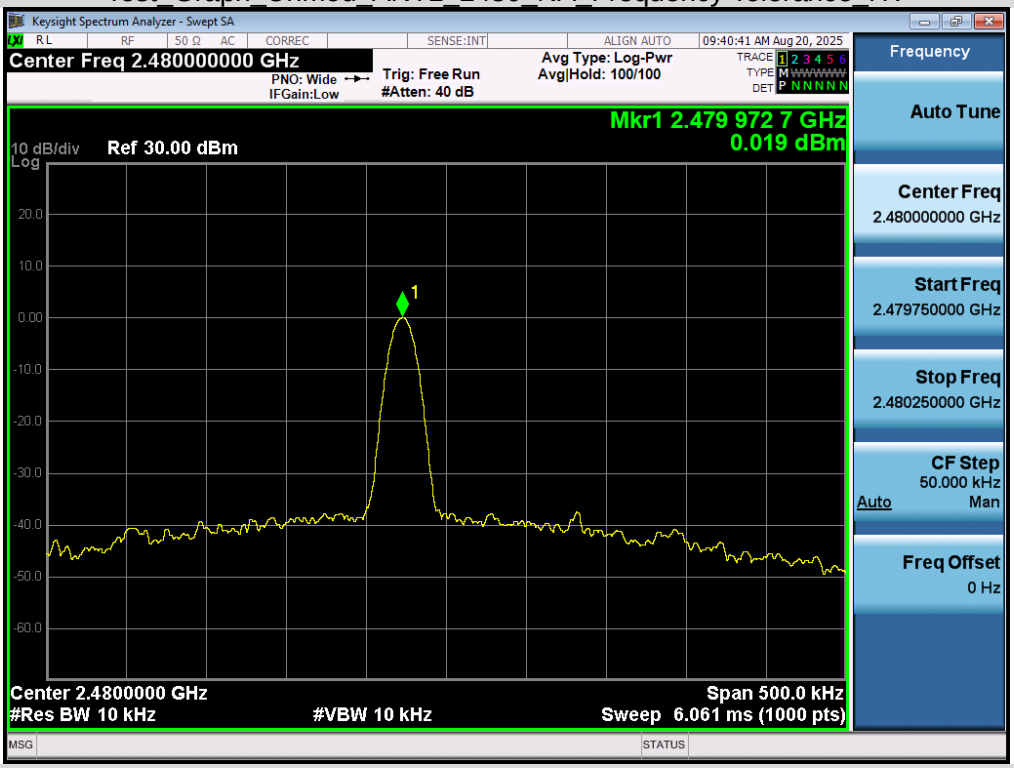

Test_Graph_Unmod_ANT1_2480_NA_Frequency Tolerance_LV

Any report having not been signed by authorized approver, or having been altered without authorization, or having not been stamped by the "Dedicated Testing/Inspection Stamp" is deemed to be invalid. Copying or excerpting portion of, or altering the content of the report is not permitted without the written authorization of AGC. The test results presented in the report apply only to the tested sample. Any objections to report issued by AGC should be submitted to AGC within 15days after the issuance of the test report. Further enquiry of validity or verification of the test report should be addressed to AGC by agc01@agccert.com.

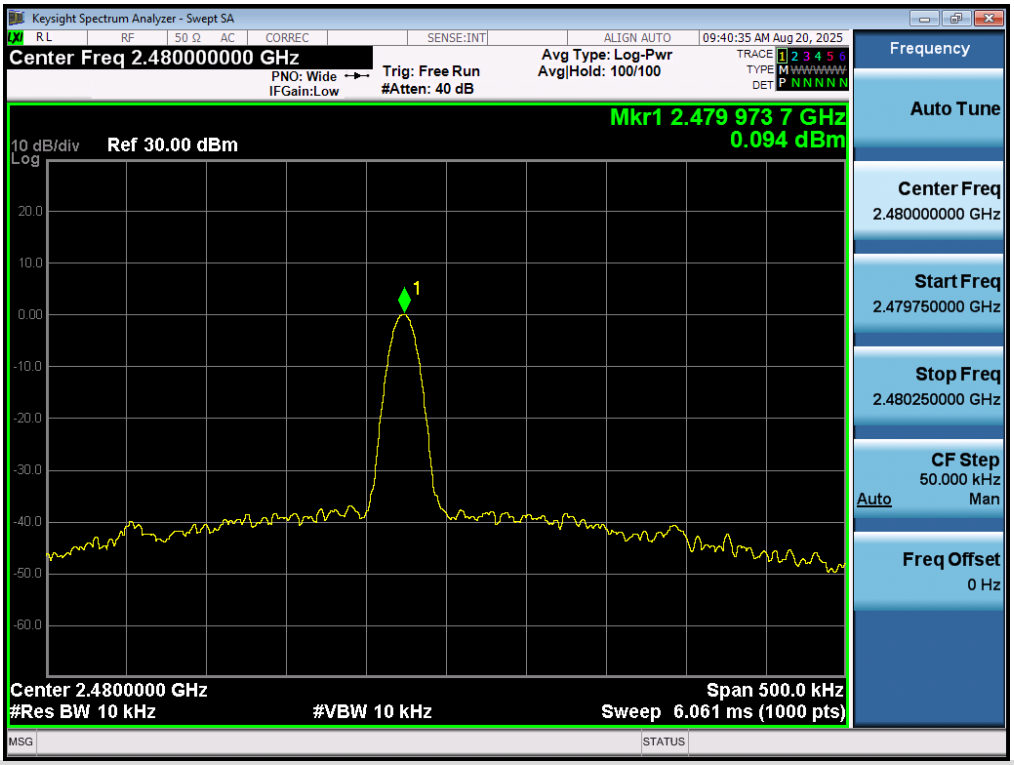

Test_Graph_Unmod_ANT1_2480_NA_Frequency Tolerance_NV

Any report having not been signed by authorized approver, or having been altered without authorization, or having not been stamped by the "Dedicated Testing/Inspection Stamp" is deemed to be invalid. Copying or excerpting portion of, or altering the content of the report is not permitted without the written authorization of AGC. The test results presented in the report apply only to the tested sample. Any objections to report issued by AGC should be submitted to AGC within 15days after the issuance of the test report. Further enquiry of validity or verification of the test report should be addressed to AGC by agc01@agccert.com.

5.2 Occupied Bandwidth Measurement

Test Limit

Test Item	Limits
Occupied Bandwidth	FH < 83.5MHz; 26MHz≦OFDM 40M system≦40MHz; OFDM 20M system, DS, Others≦26MHz

Test Procedure

The device under test is connected to the spectrum analyzer through a radio frequency cable and the settings are as follows:

1. EUT have Continuous maximum power of hopping mode (For FHSS Device).
2. SA set to 99% of occupied bandwidth to measure occupied bandwidth.
3. SA set to 90% of occupied bandwidth to measure spreading bandwidth.
4. RBW=300kHz
5. VBW=300kHz
6. SPAN=100MHz
7. ATT: 20dB /Ref:10dBm (actual sample power adjustment is for reference only)
8. Sweep time=Auto / Sweep Mode: Continuous sweep
9. Detect mode=Positive peak
10. Trace mode=Max hold
11. Record the result for Occupied Bandwidth Measurements in report.

Test Setup

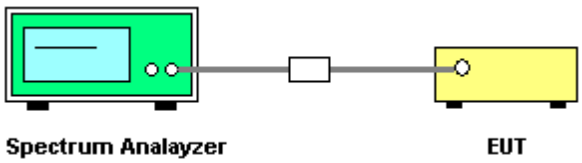

Any report having not been signed by authorized approver, or having been altered without authorization, or having not been stamped by the "Dedicated Testing/Inspection Stamp" is deemed to be invalid. Copying or excerpting portion of, or altering the content of the report is not permitted without the written authorization of AGC. The test results presented in the report apply only to the tested sample. Any objections to report issued by AGC should be submitted to AGC within 15days after the issuance of the test report. Further enquiry of validity or verification of the test report should be addressed to AGC by agc01@agccert.com.

Test Result

Test Temperature	24.1℃	Relative Humidity	59 %
Test Pressure	101kPa	Test Engineer	Icey Huang
Testing Time	2025-08-20		

Test Data of Occupied Bandwidth and Spreading Bandwidth								
Test Mode	Occupied Bandwidth (MHz)			Limit (MHz)	Spreading Bandwidth (MHz)			P/F
	NV	LV	HV		NV	LV	HV	
BR_HOP_1Mbps	78.122	78.137	78.144	<83.5	71.027	71.065	71.029	Pass
EDR_HOP_2Mbps	78.244	78.210	78.249	<83.5	71.044	71.255	71.352	Pass
EDR_HOP_3Mbps	78.244	78.316	78.200	<83.5	70.820	71.472	71.138	Pass

Test Data of Spreading Factor (Spreading Bandwidth/Transmission Rate)			
Test Mode	NV	LV	HV
BR_HOP_1Mbps	71.027	71.065	71.029
EDR_HOP_2Mbps	71.044	71.255	71.352
EDR_HOP_3Mbps	70.820	71.472	71.138

Any report having not been signed by authorized approver, or having been altered without authorization, or having not been stamped by the "Dedicated Testing/Inspection Stamp" is deemed to be invalid. Copying or excerpting portion of, or altering the content of the report is not permitted without the written authorization of AGC. The test results presented in the report apply only to the tested sample. Any objections to report issued by AGC should be submitted to AGC within 15days after the issuance of the test report. Further enquiry of validity or verification of the test report should be addressed to AGC by agc01@agccert.com.

Test Graphs of Occupied Bandwidth

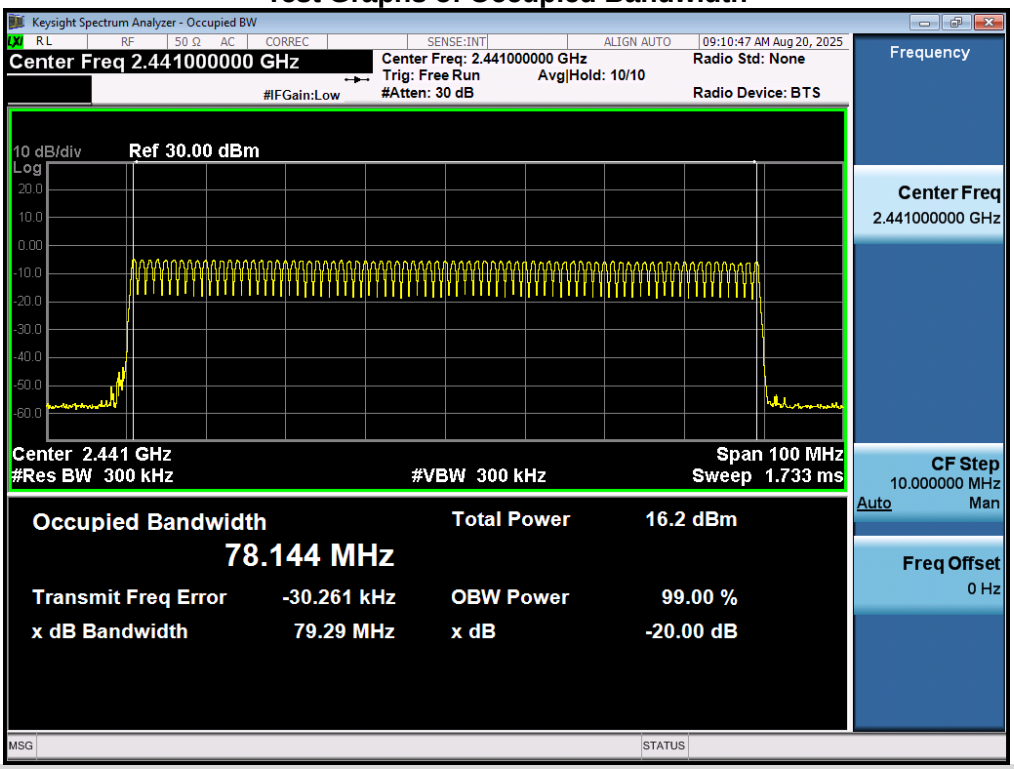

Test_Graph_BR_HOP_ANT1_NA_1Mbps_Occupied Bandwidth_HV

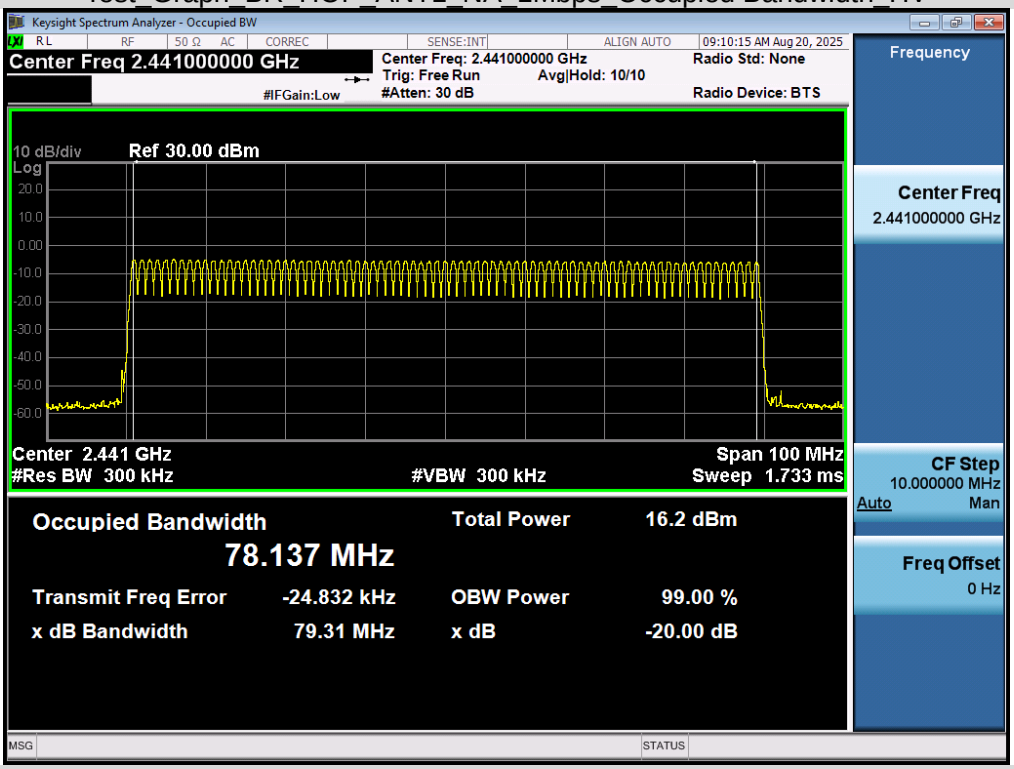

Test_Graph_BR_HOP_ANT1_NA_1Mbps_Occupied Bandwidth_LV

Any report having not been signed by authorized approver, or having been altered without authorization, or having not been stamped by the "Dedicated Testing/Inspection Stamp" is deemed to be invalid. Copying or excerpting portion of, or altering the content of the report is not permitted without the written authorization of AGC. The test results presented in the report apply only to the tested sample. Any objections to report issued by AGC should be submitted to AGC within 15days after the issuance of the test report. Further enquiry of validity or verification of the test report should be addressed to AGC by agc01@agccert.com.

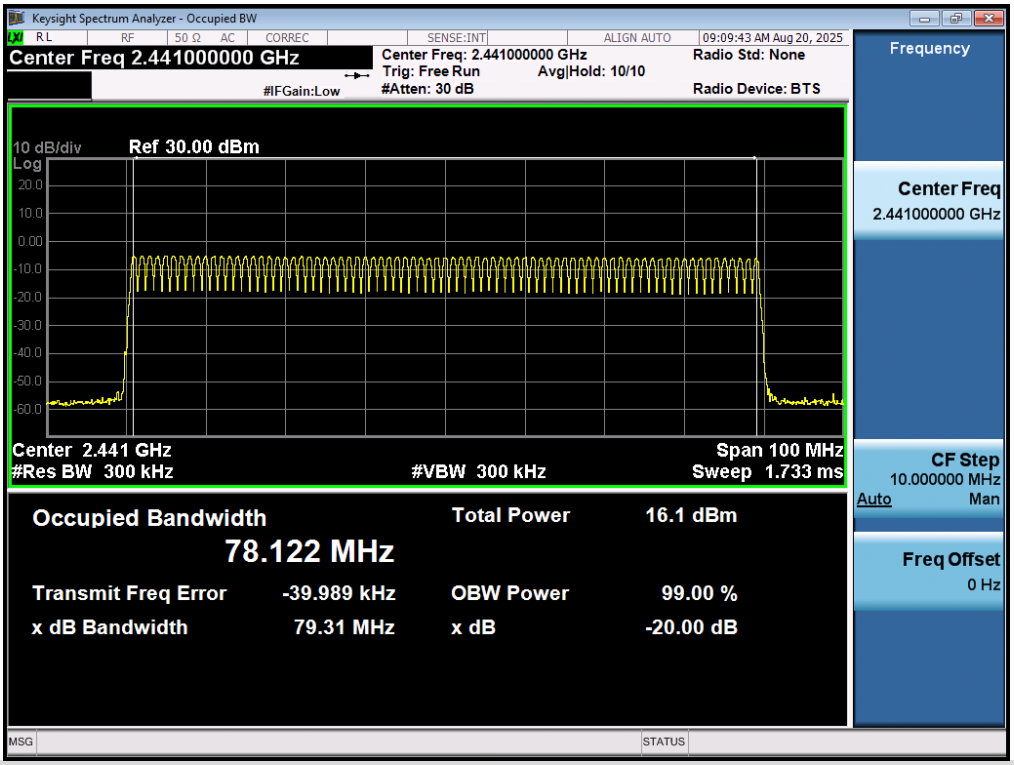

Test_Graph_BR_HOP_ANT1_NA_1Mbps_Occupied Bandwidth_NV

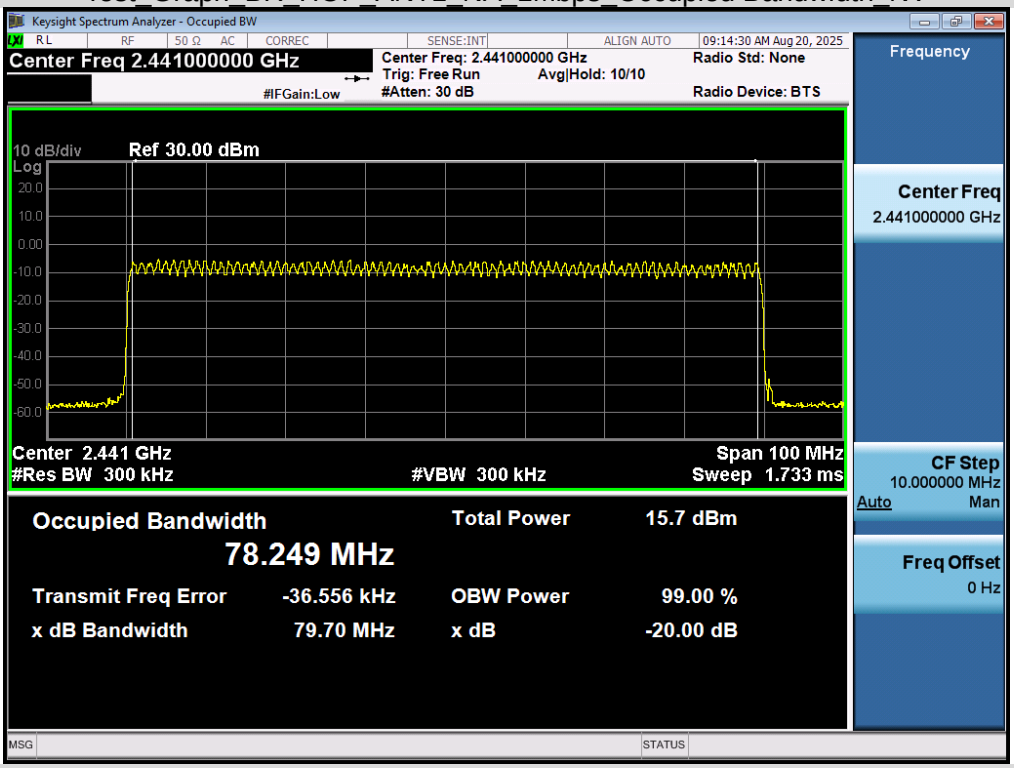

Test_Graph_EDR_HOP_ANT1_NA_2Mbps_Occupied Bandwidth_HV

Any report having not been signed by authorized approver, or having been altered without authorization, or having not been stamped by the "Dedicated Testing/Inspection Stamp" is deemed to be invalid. Copying or excerpting portion of, or altering the content of the report is not permitted without the written authorization of AGC. The test results presented in the report apply only to the tested sample. Any objections to report issued by AGC should be submitted to AGC within 15days after the issuance of the test report. Further enquiry of validity or verification of the test report should be addressed to AGC by agc01@agccert.com.

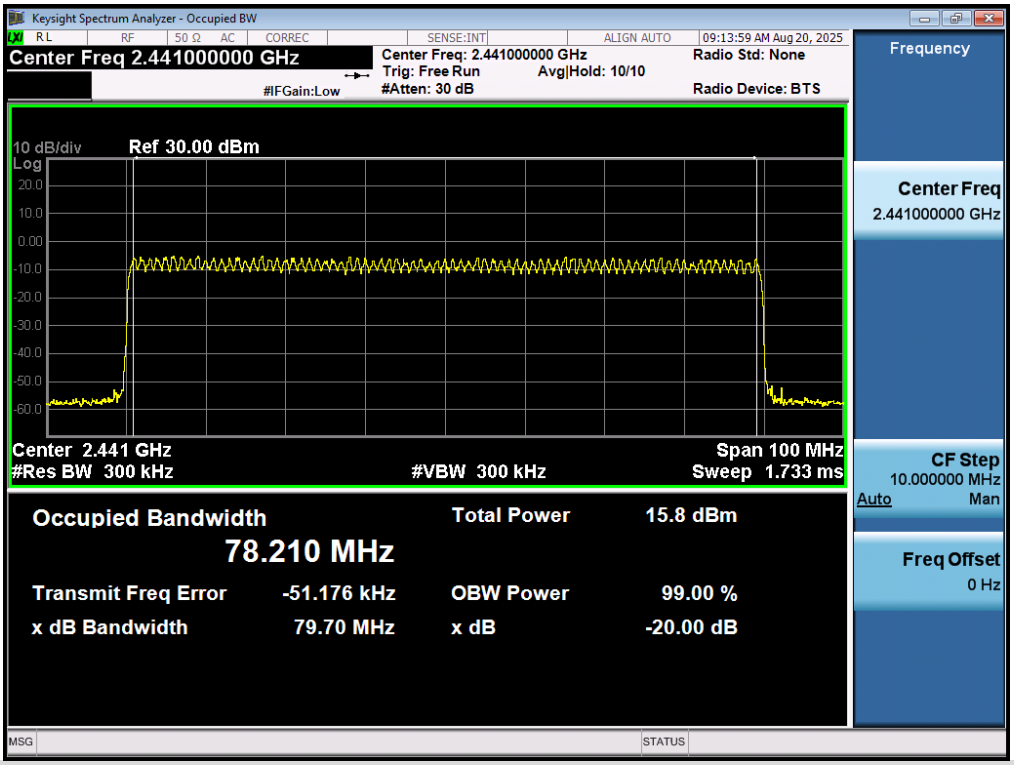

Test_Graph_EDR_HOP_ANT1_NA_2Mbps_Occupied Bandwidth_LV

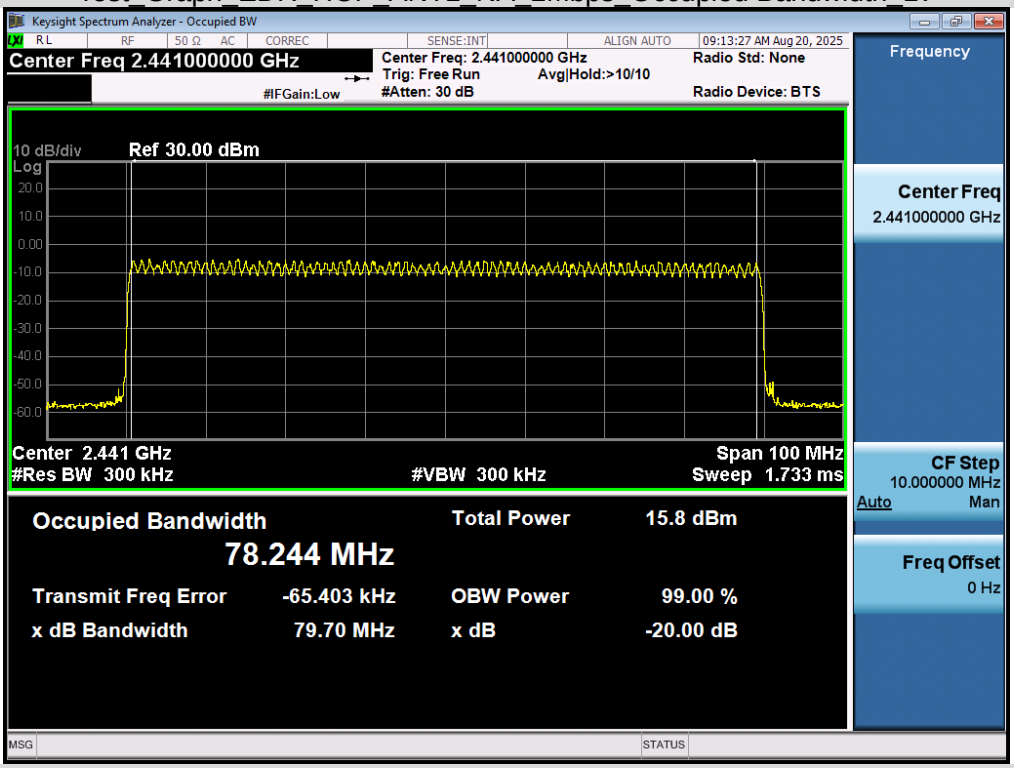

Test_Graph_EDR_HOP_ANT1_NA_2Mbps_Occupied Bandwidth_NV

Any report having not been signed by authorized approver, or having been altered without authorization, or having not been stamped by the "Dedicated Testing/Inspection Stamp" is deemed to be invalid. Copying or excerpting portion of, or altering the content of the report is not permitted without the written authorization of AGC. The test results presented in the report apply only to the tested sample. Any objections to report issued by AGC should be submitted to AGC within 15days after the issuance of the test report. Further enquiry of validity or verification of the test report should be addressed to AGC by agc01@agccert.com.

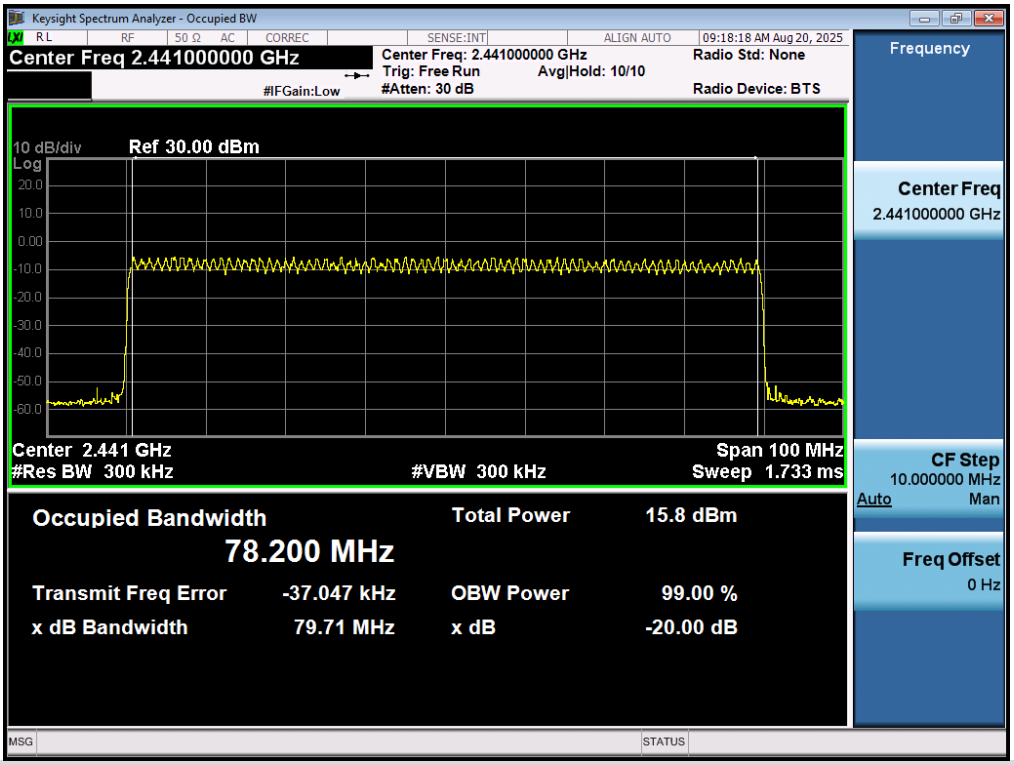

Test_Graph_EDR_HOP_ANT1_NA_3Mbps_Occupied Bandwidth_HV

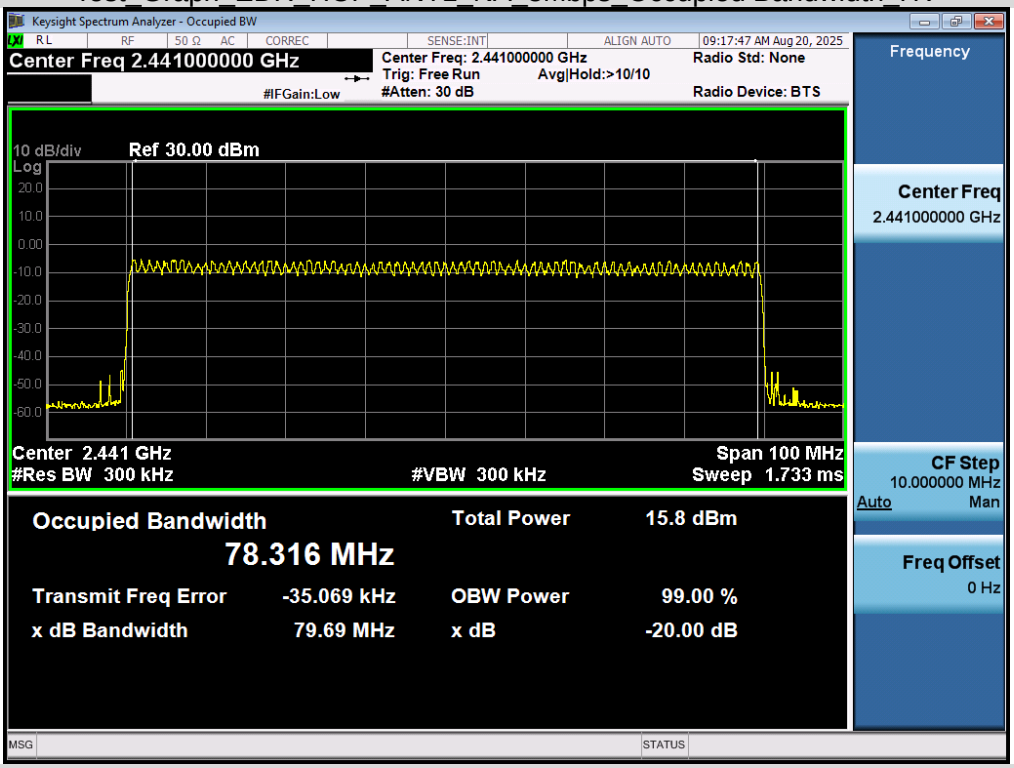

Test_Graph_EDR_HOP_ANT1_NA_3Mbps_Occupied Bandwidth_LV

Any report having not been signed by authorized approver, or having been altered without authorization, or having not been stamped by the "Dedicated Testing/Inspection Stamp" is deemed to be invalid. Copying or excerpting portion of, or altering the content of the report is not permitted without the written authorization of AGC. The test results presented in the report apply only to the tested sample. Any objections to report issued by AGC should be submitted to AGC within 15days after the issuance of the test report. Further enquiry of validity or verification of the test report should be addressed to AGC by agc01@agccert.com.

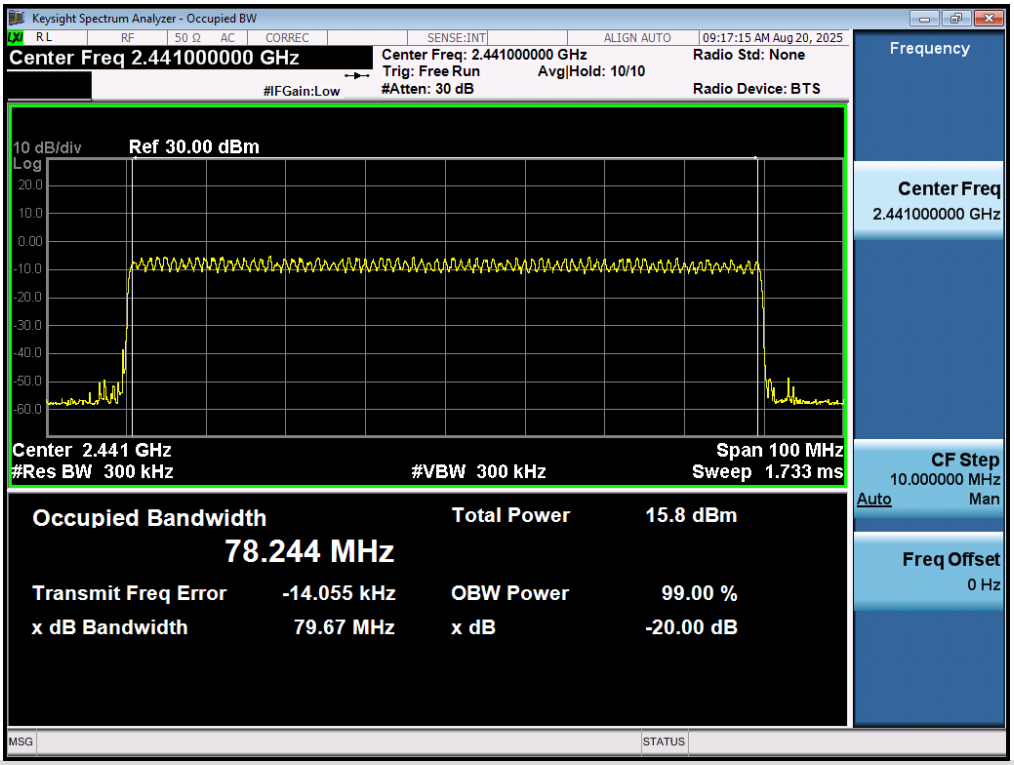

Test_Graph_EDR_HOP_ANT1_NA_3Mbps_Occupied Bandwidth_NV

Test Graphs of Spreading Bandwidth

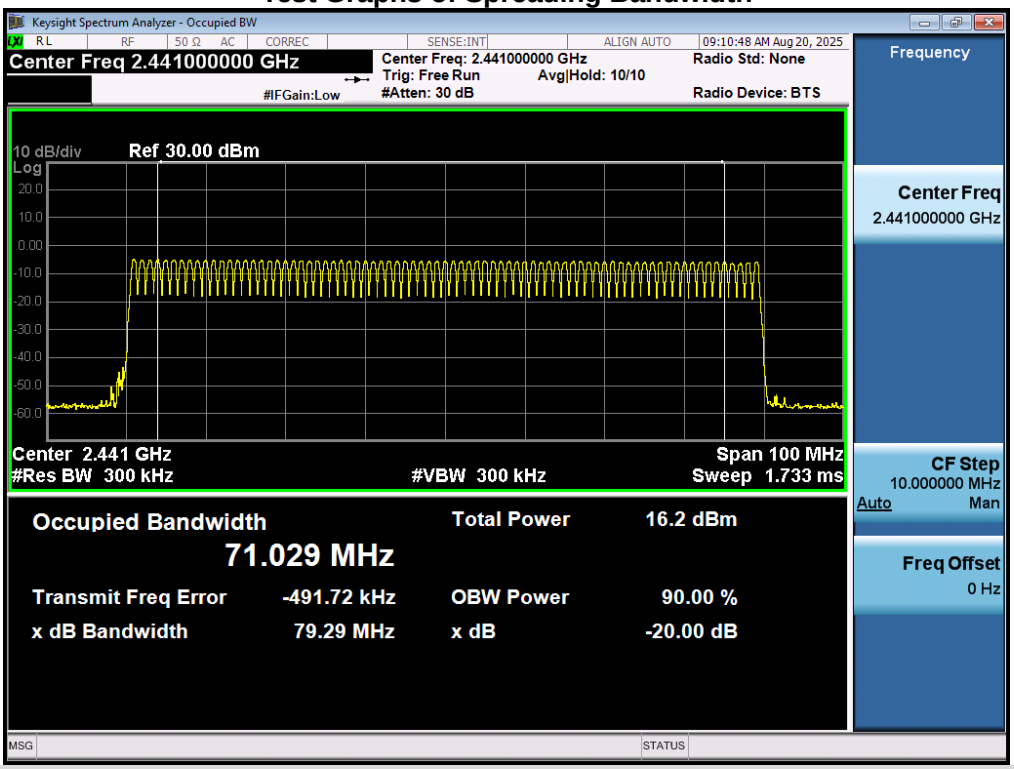

Test_Graph_BR_HOP_ANT1_NA_1Mbps_Spreading Bandwidth_HV

Any report having not been signed by authorized approver, or having been altered without authorization, or having not been stamped by the "Dedicated Testing/Inspection Stamp" is deemed to be invalid. Copying or excerpting portion of, or altering the content of the report is not permitted without the written authorization of AGC. The test results presented in the report apply only to the tested sample. Any objections to report issued by AGC should be submitted to AGC within 15days after the issuance of the test report. Further enquiry of validity or verification of the test report should be addressed to AGC by agc01@agccert.com.

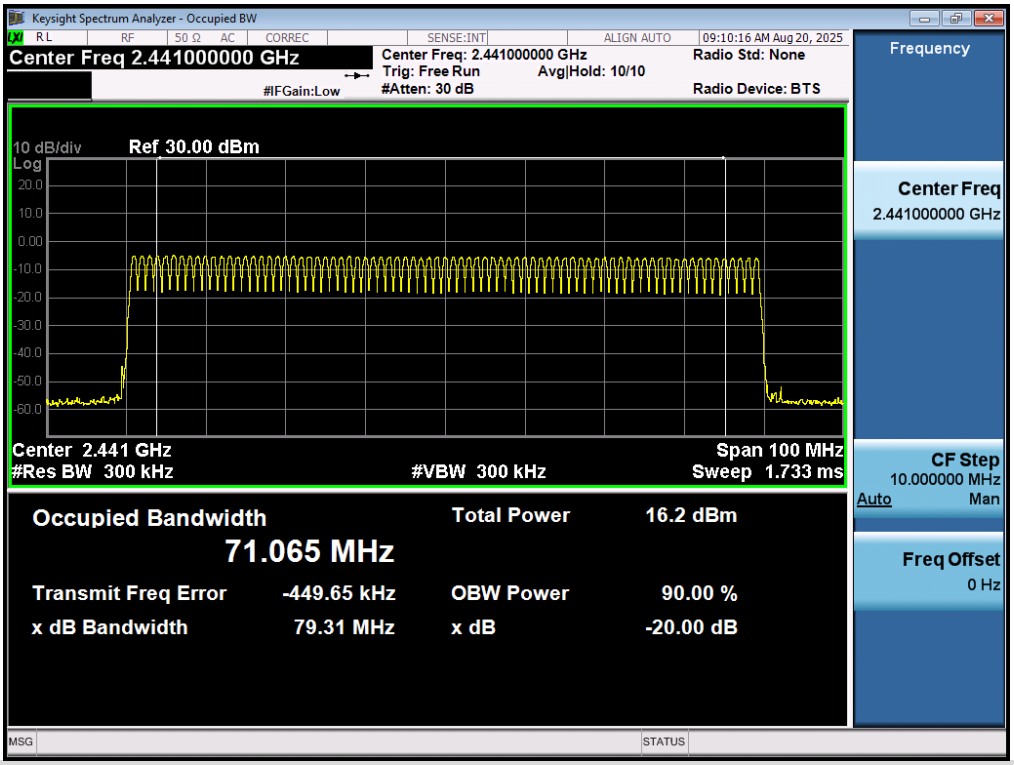

Test_Graph_BR_HOP_ANT1_NA_1Mbps_Spreading Bandwidth_LV

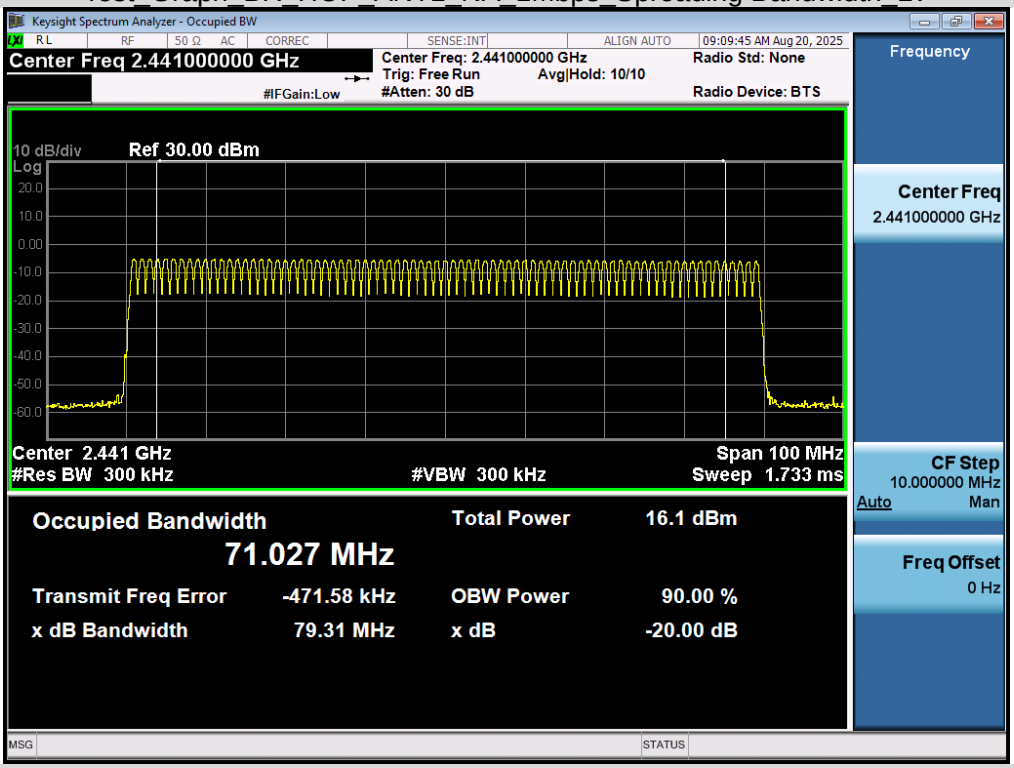

Test_Graph_BR_HOP_ANT1_NA_1Mbps_Spreading Bandwidth_NV

Any report having not been signed by authorized approver, or having been altered without authorization, or having not been stamped by the "Dedicated Testing/Inspection Stamp" is deemed to be invalid. Copying or excerpting portion of, or altering the content of the report is not permitted without the written authorization of AGC. The test results presented in the report apply only to the tested sample. Any objections to report issued by AGC should be submitted to AGC within 15days after the issuance of the test report. Further enquiry of validity or verification of the test report should be addressed to AGC by agc01@agccert.com.

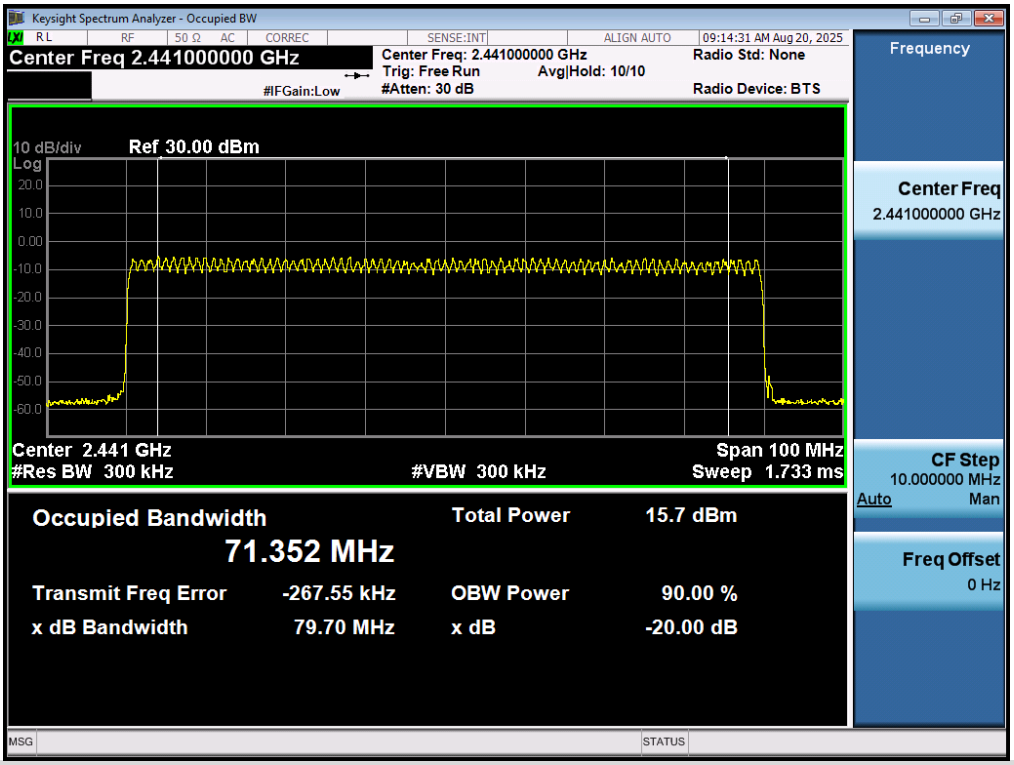

Test_Graph_EDR_HOP_ANT1_NA_2Mbps_Spreading Bandwidth_HV

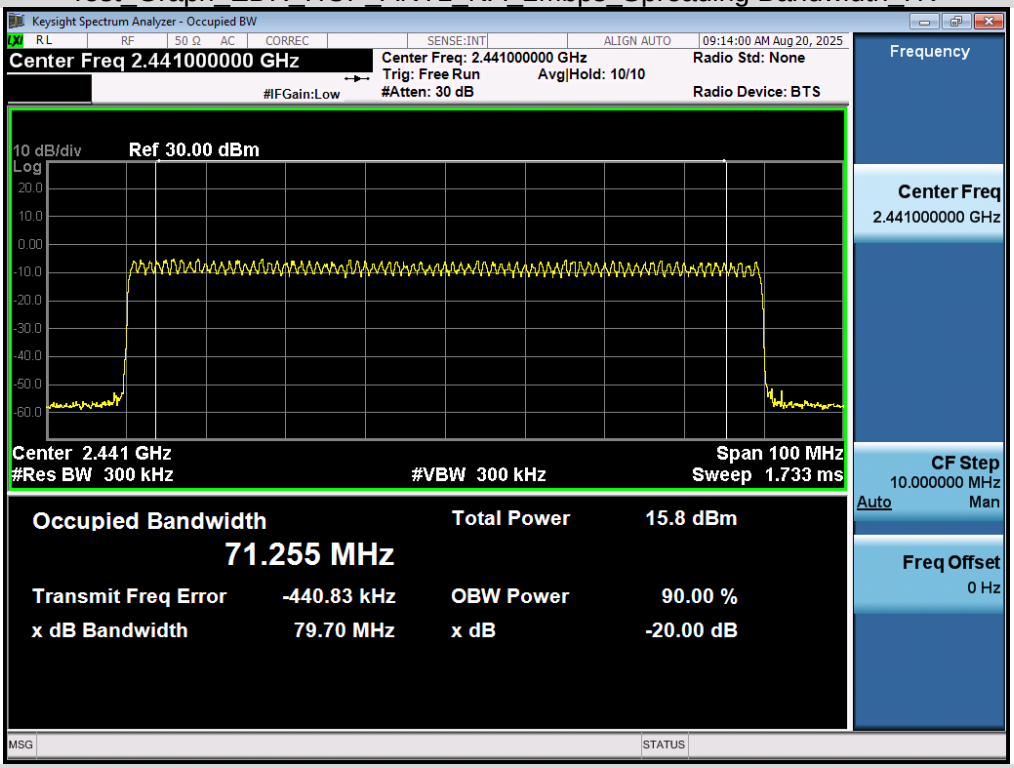

Test_Graph_EDR_HOP_ANT1_NA_2Mbps_Spreading Bandwidth_LV

Any report having not been signed by authorized approver, or having been altered without authorization, or having not been stamped by the "Dedicated Testing/Inspection Stamp" is deemed to be invalid. Copying or excerpting portion of, or altering the content of the report is not permitted without the written authorization of AGC. The test results presented in the report apply only to the tested sample. Any objections to report issued by AGC should be submitted to AGC within 15days after the issuance of the test report. Further enquiry of validity or verification of the test report should be addressed to AGC by agc01@agccert.com.

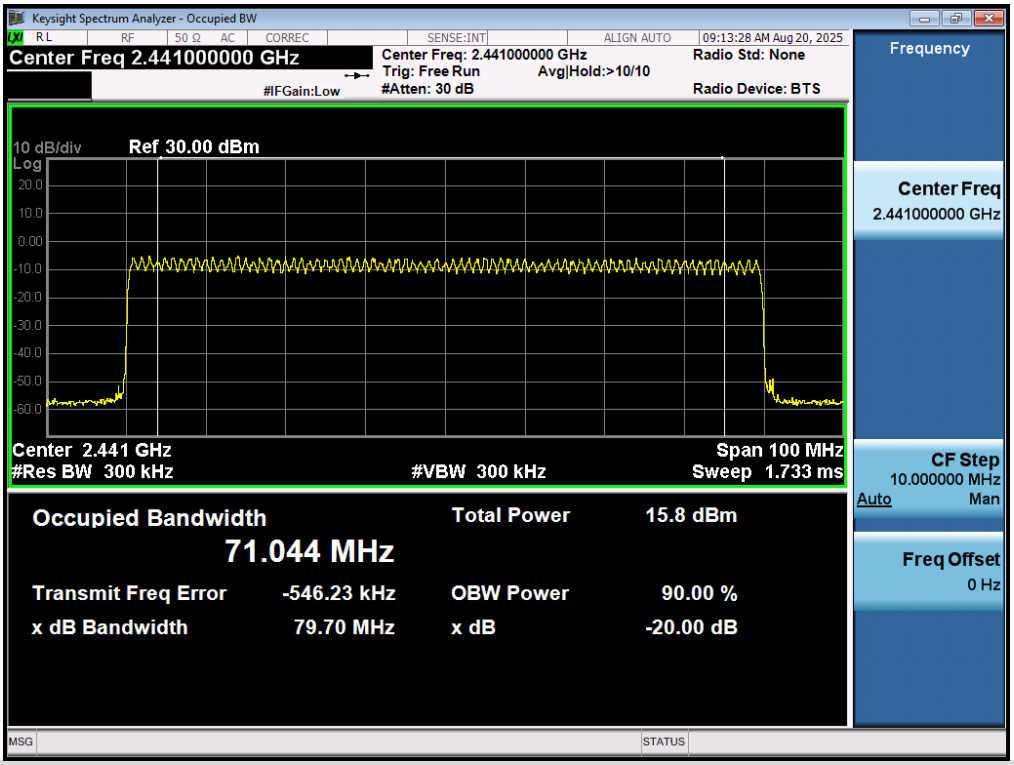

Test_Graph_EDR_HOP_ANT1_NA_2Mbps_Spreading Bandwidth_NV

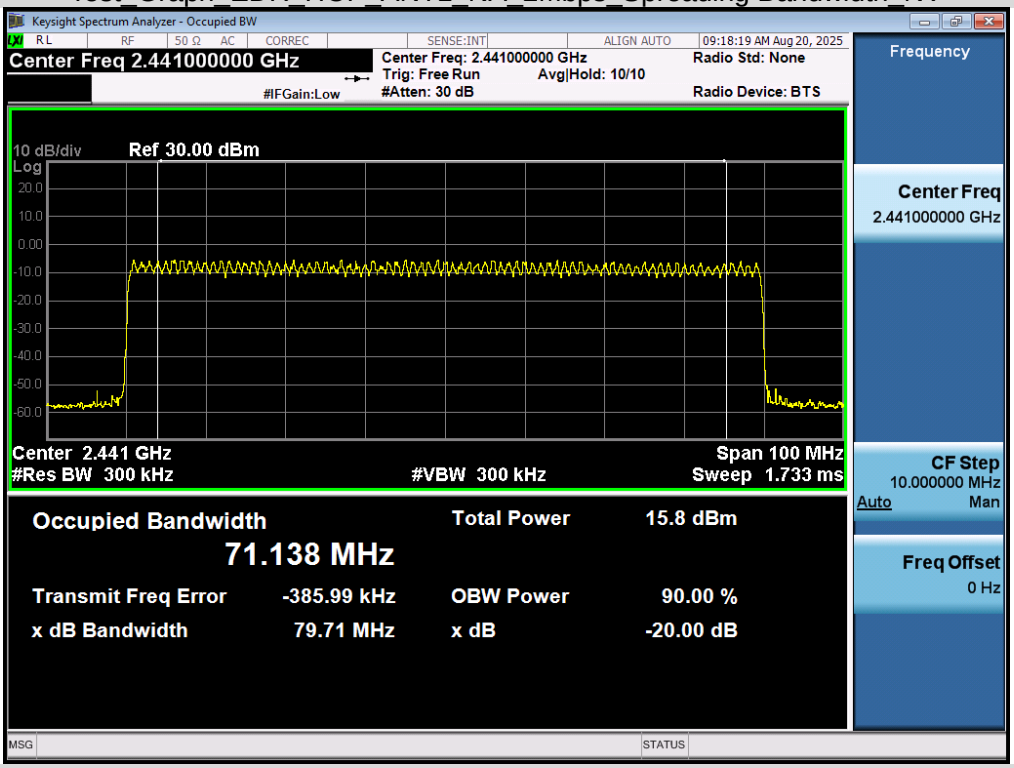

Test_Graph_EDR_HOP_ANT1_NA_3Mbps_Spreading Bandwidth_HV

Any report having not been signed by authorized approver, or having been altered without authorization, or having not been stamped by the "Dedicated Testing/Inspection Stamp" is deemed to be invalid. Copying or excerpting portion of, or altering the content of the report is not permitted without the written authorization of AGC. The test results presented in the report apply only to the tested sample. Any objections to report issued by AGC should be submitted to AGC within 15days after the issuance of the test report. Further enquiry of validity or verification of the test report should be addressed to AGC by agc01@agccert.com.

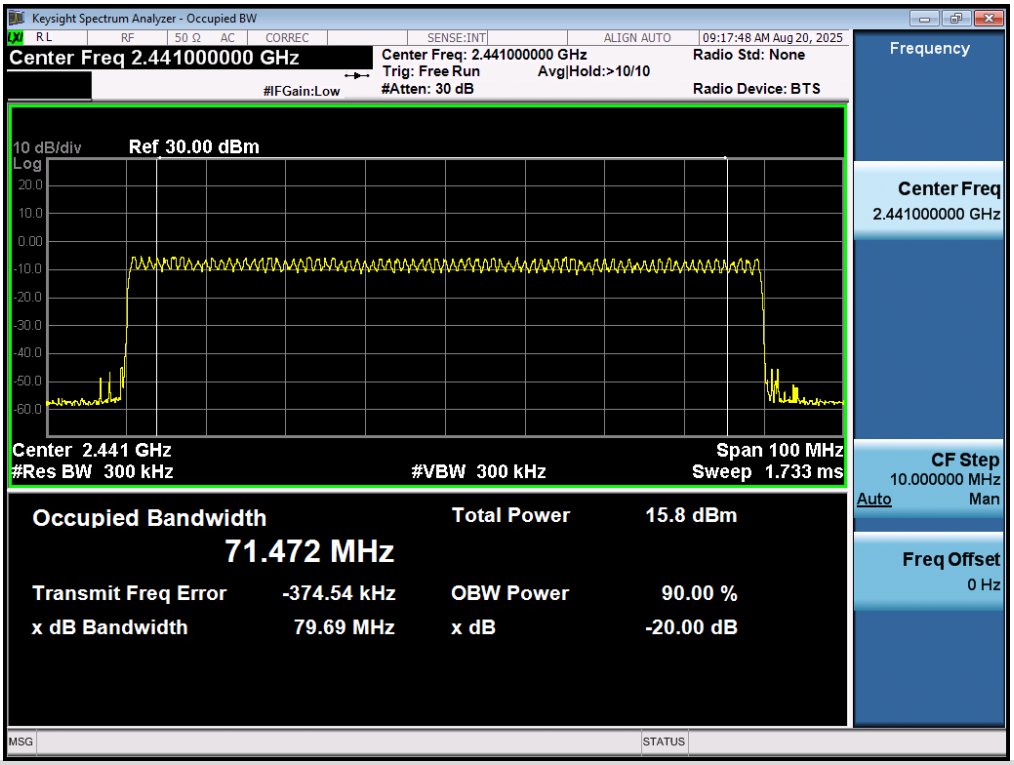

Test_Graph_EDR_HOP_ANT1_NA_3Mbps_Spreading Bandwidth_LV

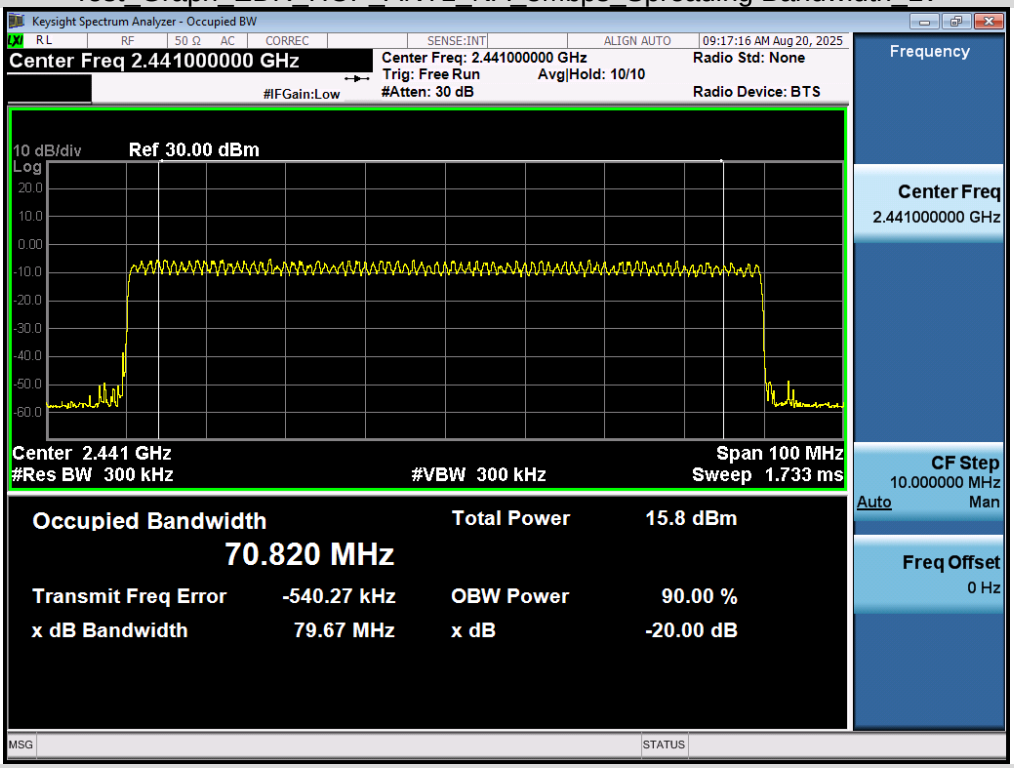

Test_Graph_EDR_HOP_ANT1_NA_3Mbps_Spreading Bandwidth_NV

Any report having not been signed by authorized approver, or having been altered without authorization, or having not been stamped by the "Dedicated Testing/Inspection Stamp" is deemed to be invalid. Copying or excerpting portion of, or altering the content of the report is not permitted without the written authorization of AGC. The test results presented in the report apply only to the tested sample. Any objections to report issued by AGC should be submitted to AGC within 15days after the issuance of the test report. Further enquiry of validity or verification of the test report should be addressed to AGC by agc01@agccert.com.

5.3 Unwanted Emission Strength Measurement

Test Limit

Test Item	Limits
Unwanted Emission Strength (2400~2483.5MHz)	≦2.5μW/MHz (30MHz≦f≦1000MHz)
	≦2.5μW/MHz (1000MHz<f<2387MHz)
	≦25μW/MHz (2387MHz≦f<2400MHz)
	≦25μW/MHz (2483.5MHz<f≦2496.5MHz)
	≦2.5μW/MHz (2496.5MHz<f<12500MHz)

Test Procedure

The following table is the setting of spectrum analyzer.

Spectrum Parameter	Setting
RB / VB	Below 1GHz RB:100KHz / VB:100KHz Above 1GHz RB:1MHz / VB:1MHz
Detector	Peak
Trace	Max Hold
Sweep Time	Auto

1. UT have transmitted the maximum modulation signal and fixed channelize.
2. Setting of SA is following as: Below 1GHz RB: 100KHz / VB: 100KHz; Above 1GHz RB: 1MHz / VB:1MHz
3. AT: 30dB Ref:20dBm / Sweep time: Auto Sweep Mode: Continuous sweep / Detect mode: Positive peak Trace mode: Max hold
4. Setting of SA is following as 30MHz and stop frequency 1000MHz Then to mark peak reading value + cable loss shall be less than 0.25μW.
5. Setting of SA is following as 1000MHz and stop frequency 2387MHz Then to mark peak reading value + cable loss shall be less than 2.5μW.
6. SA adjusted to start frequency 2387MHz and stop frequency 2400MHz. Then to mark peak reading value + cable loss shall be less than 25μW.
7. SA adjusted to start frequency 2483.5MHz and stop frequency 2496.5MHz Then to mark peak reading value + cable loss shall be less than 25μW
8. SA adjusted to start frequency 2496.5MHz and stop frequency 12500MHz Then to mark peak reading value + cable loss shall be less than 2.5μW
9. Convert from dBm to μW: P(μW) = 1000 * $10^{[P(dBm)/10]}$
10. Convert a measurement Value P_{100kHz} at 100kHz RBW to P_{1MHz} at 1MHz, use the following formula:

$$P_{1MHz} = P_{100kHz} + 10 \cdot \log_{10}\left(\frac{RBW_{1MHz}}{RBW_{100kHz}}\right)$$

Any report having not been signed by authorized approver, or having been altered without authorization, or having not been stamped by the "Dedicated Testing/Inspection Stamp" is deemed to be invalid. Copying or excerpting portion of, or altering the content of the report is not permitted without the written authorization of AGC. The test results presented in the report apply only to the tested sample. Any objections to report issued by AGC should be submitted to AGC within 15days after the issuance of the test report. Further enquiry of validity or verification of the test report should be addressed to AGC by agc01@agccert.com.

Test Setup

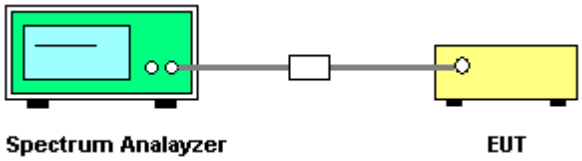

Test Result

Test Temperature	24.1℃	Relative Humidity	59 %
Test Pressure	101kPa	Test Engineer	Icey Huang
Testing Time	2025-08-20		

Test Data of Unwanted Emission Strength								
Voltage	Mode	Channel (MHz)	Frequency Range (MHz)	Frequency (MHz)	Result (dBm/MHz)	Result (μW/MHz)	Limit (μW/MHz)	P/F
NV	BR	2402	30~1000	812.6	-49.13	0.012	2.5	Pass
NV	BR	2402	1000~2387	2062.1	-48.933	0.013	2.5	Pass
NV	BR	2402	2387~2400	2400	-34.838	0.328	25	Pass
NV	BR	2402	2483.5~2496.5	2487.6	-49.67	0.011	25	Pass
NV	BR	2402	2496.5~12500	4799.6	-33.256	0.472	2.5	Pass
LV	BR	2402	30~1000	960.2	-49.402	0.011	2.5	Pass
LV	BR	2402	1000~2387	2305.1	-47.737	0.017	2.5	Pass
LV	BR	2402	2387~2400	2400.0	-34.908	0.323	25	Pass
LV	BR	2402	2483.5~2496.5	2495.6	-49.82	0.01	25	Pass
LV	BR	2402	2496.5~12500	4799.6	-33.132	0.486	2.5	Pass
HV	BR	2402	30~1000	859.2	-49.579	0.011	2.5	Pass
HV	BR	2402	1000~2387	2034.3	-48.515	0.014	2.5	Pass
HV	BR	2402	2387~2400	2400	-35.074	0.311	25	Pass
HV	BR	2402	2483.5~2496.5	2488.7	-49.242	0.012	25	Pass
HV	BR	2402	2496.5~12500	4799.6	-33.696	0.427	2.5	Pass
NV	BR	2441	30~1000	930.1	-49.352	0.012	2.5	Pass
NV	BR	2441	1000~2387	2348.1	-48.104	0.015	2.5	Pass
NV	BR	2441	2387~2400	2390.7	-49.438	0.011	25	Pass
NV	BR	2441	2483.5~2496.5	2485.1	-49.571	0.011	25	Pass
NV	BR	2441	2496.5~12500	4879.7	-34.288	0.373	2.5	Pass
LV	BR	2441	30~1000	961.2	-49.052	0.012	2.5	Pass
LV	BR	2441	1000~2387	2013.5	-48.581	0.014	2.5	Pass
LV	BR	2441	2387~2400	2394.6	-49.577	0.011	25	Pass
LV	BR	2441	2483.5~2496.5	2495.9	-49.63	0.011	25	Pass
LV	BR	2441	2496.5~12500	4879.7	-33.995	0.399	2.5	Pass
HV	BR	2441	30~1000	432.0	-49.635	0.011	2.5	Pass

Any report having not been signed by authorized approver, or having been altered without authorization, or having not been stamped by the "Dedicated Testing/Inspection Stamp" is deemed to be invalid. Copying or excerpting portion of, or altering the content of the report is not permitted without the written authorization of AGC. The test results presented in the report apply only to the tested sample. Any objections to report issued by AGC should be submitted to AGC within 15days after the issuance of the test report. Further enquiry of validity or verification of the test report should be addressed to AGC by agc01@agccert.com.

HV	BR	2441	1000~2387	2260.7	-48.764	0.013	2.5	Pass
HV	BR	2441	2387~2400	2389.8	-49.262	0.012	25	Pass
HV	BR	2441	2483.5~2496.5	2490.5	-49.382	0.012	25	Pass
HV	BR	2441	2496.5~12500	4879.7	-34.607	0.346	2.5	Pass
NV	BR	2480	30~1000	764.1	-49.52	0.011	2.5	Pass
NV	BR	2480	1000~2387	2366.2	-48.723	0.013	2.5	Pass
NV	BR	2480	2387~2400	2391.2	-49.569	0.011	25	Pass
NV	BR	2480	2483.5~2496.5	2483.6	-44.557	0.035	25	Pass
NV	BR	2480	2496.5~12500	4959.8	-36.641	0.217	2.5	Pass
LV	BR	2480	30~1000	871.8	-49.564	0.011	2.5	Pass
LV	BR	2480	1000~2387	2325.9	-48	0.016	2.5	Pass
LV	BR	2480	2387~2400	2398.0	-49.771	0.011	25	Pass
LV	BR	2480	2483.5~2496.5	2483.6	-44.956	0.032	25	Pass
LV	BR	2480	2496.5~12500	4959.8	-36.389	0.23	2.5	Pass
HV	BR	2480	30~1000	905.8	-49.694	0.011	2.5	Pass
HV	BR	2480	1000~2387	1955.2	-48.721	0.013	2.5	Pass
HV	BR	2480	2387~2400	2396.6	-49.474	0.011	25	Pass
HV	BR	2480	2483.5~2496.5	2483.6	-44.236	0.038	25	Pass
HV	BR	2480	2496.5~12500	4959.8	-36.281	0.235	2.5	Pass

Note: Only reflects the Bluetooth BR mode rate of 1Mbps as the worst mode data.

Any report having not been signed by authorized approver, or having been altered without authorization, or having not been stamped by the "Dedicated Testing/Inspection Stamp" is deemed to be invalid. Copying or excerpting portion of, or altering the content of the report is not permitted without the written authorization of AGC. The test results presented in the report apply only to the tested sample. Any objections to report issued by AGC should be submitted to AGC within 15days after the issuance of the test report. Further enquiry of validity or verification of the test report should be addressed to AGC by agc01@agccert.com.

Test Graphs of Unwanted Emission Strength

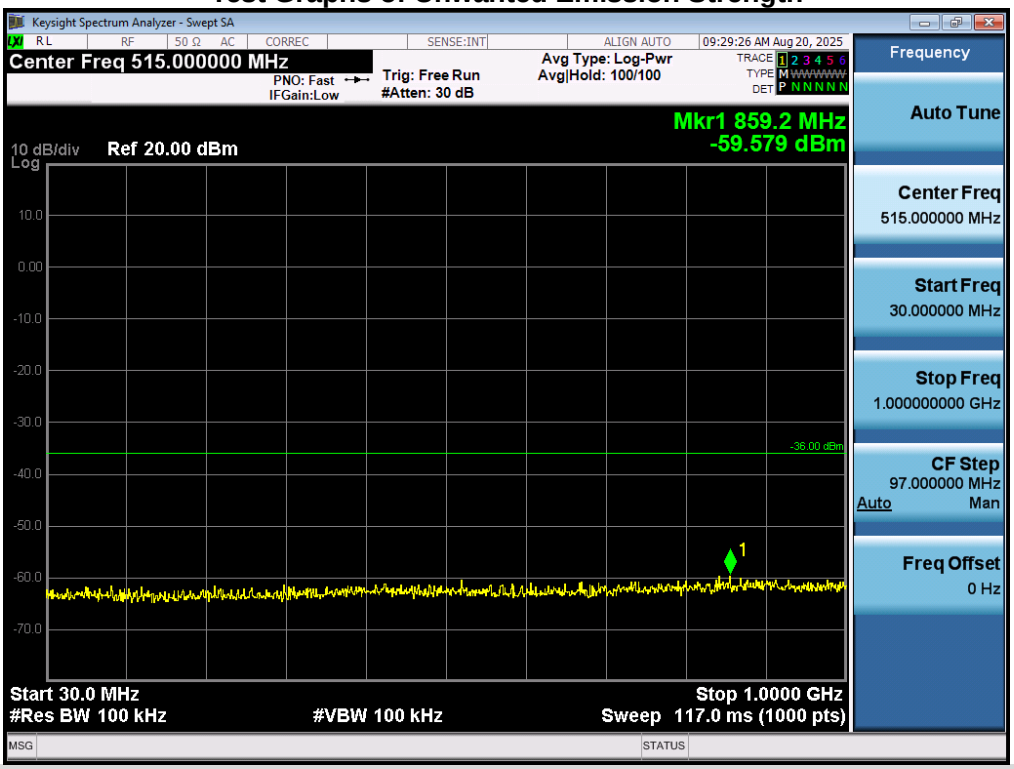

Test_Graph_BR_ANT1_2402_1Mbps_30_1000MHz_HV

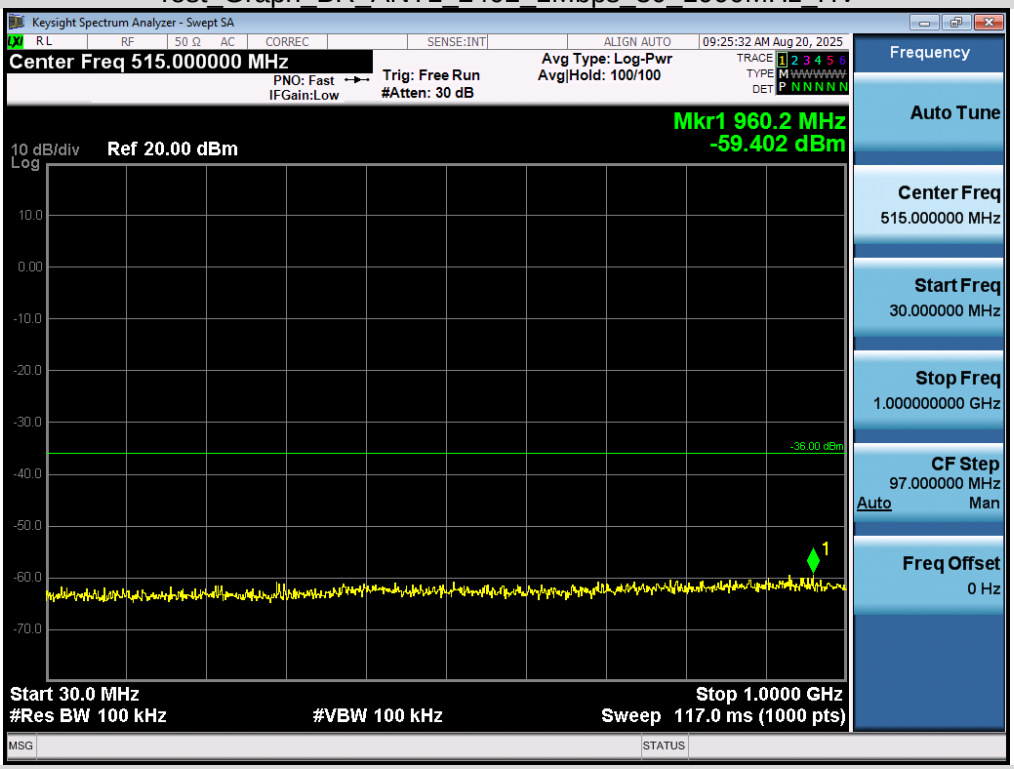

Test_Graph_BR_ANT1_2402_1Mbps_30_1000MHz_LV

Any report having not been signed by authorized approver, or having been altered without authorization, or having not been stamped by the "Dedicated Testing/Inspection Stamp" is deemed to be invalid. Copying or excerpting portion of, or altering the content of the report is not permitted without the written authorization of AGC. The test results presented in the report apply only to the tested sample. Any objections to report issued by AGC should be submitted to AGC within 15days after the issuance of the test report. Further enquiry of validity or verification of the test report should be addressed to AGC by agc01@agccert.com.

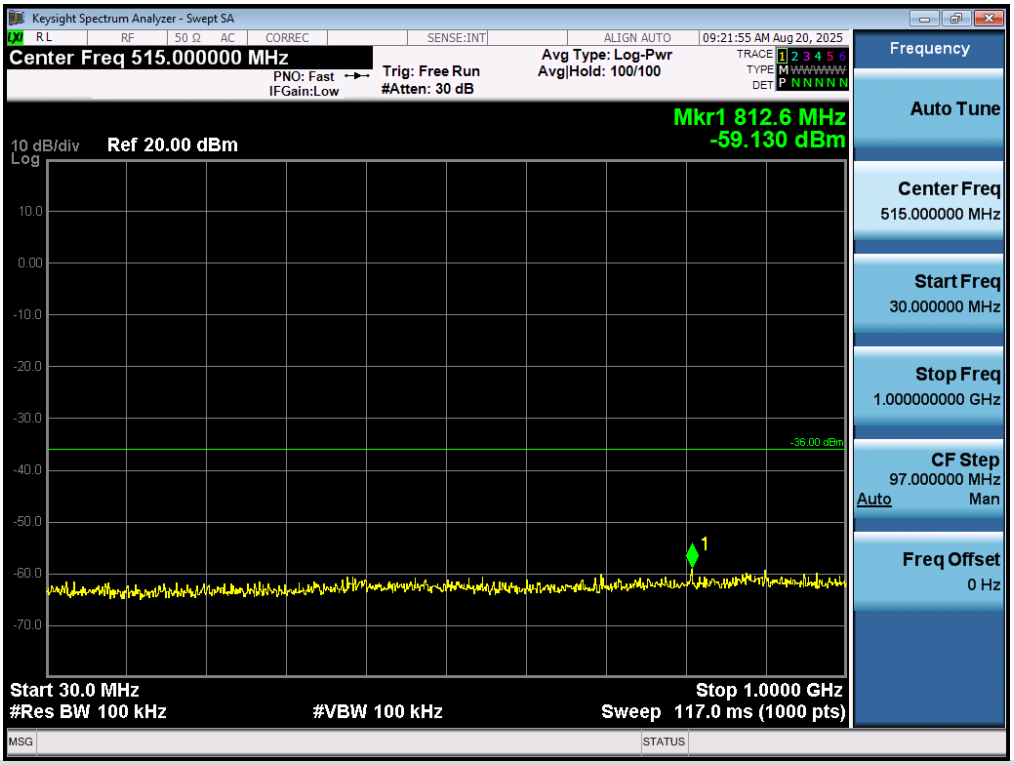

Test_Graph_BR_ANT1_2402_1Mbps_30_1000MHz_NV

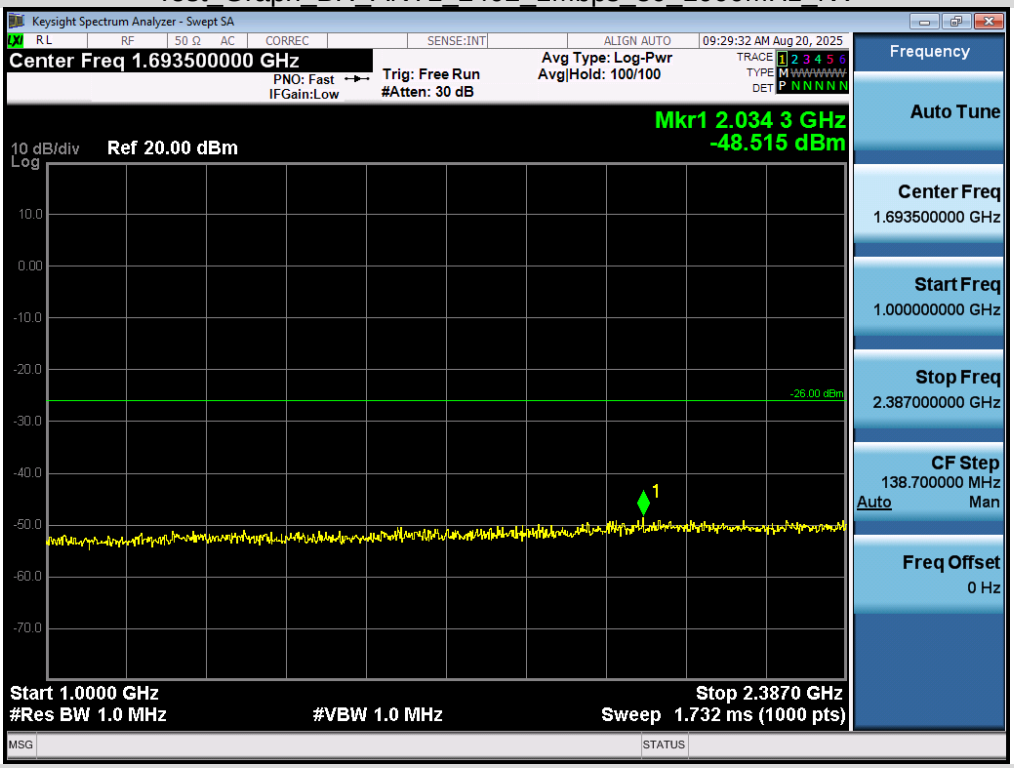

Test_Graph_BR_ANT1_2402_1Mbps_1000_2387MHz_HV

Any report having not been signed by authorized approver, or having been altered without authorization, or having not been stamped by the "Dedicated Testing/Inspection Stamp" is deemed to be invalid. Copying or excerpting portion of, or altering the content of the report is not permitted without the written authorization of AGC. The test results presented in the report apply only to the tested sample. Any objections to report issued by AGC should be submitted to AGC within 15days after the issuance of the test report. Further enquiry of validity or verification of the test report should be addressed to AGC by agc01@agccert.com.

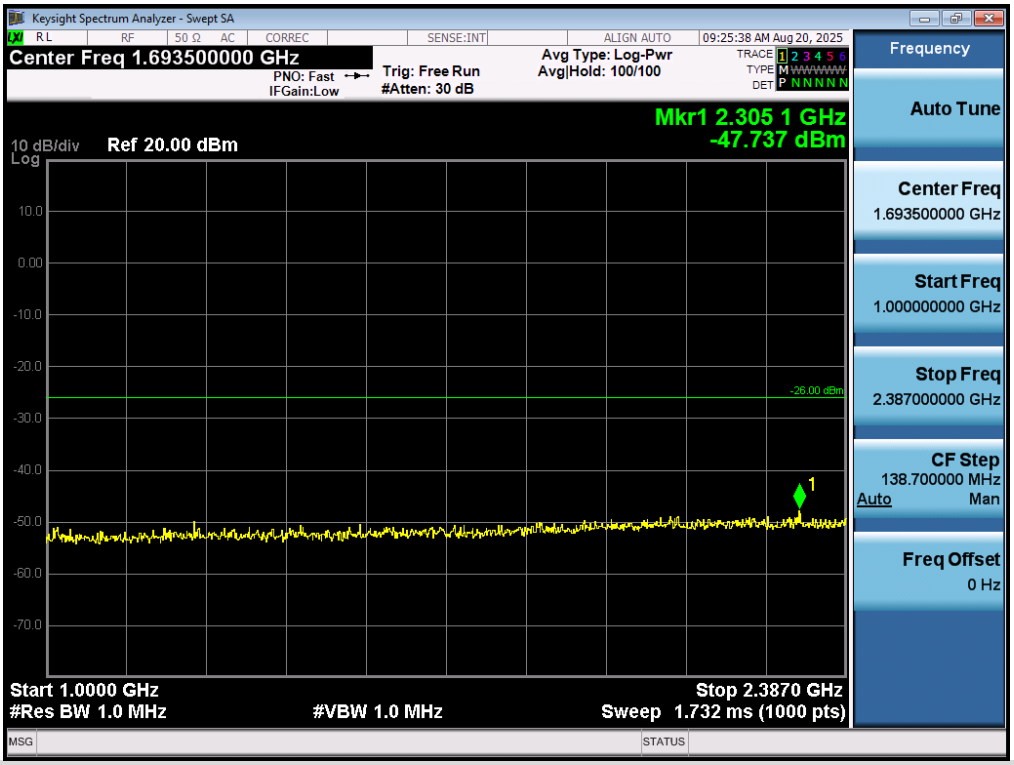

Test_Graph_BR_ANT1_2402_1Mbps_1000_2387MHz_LV

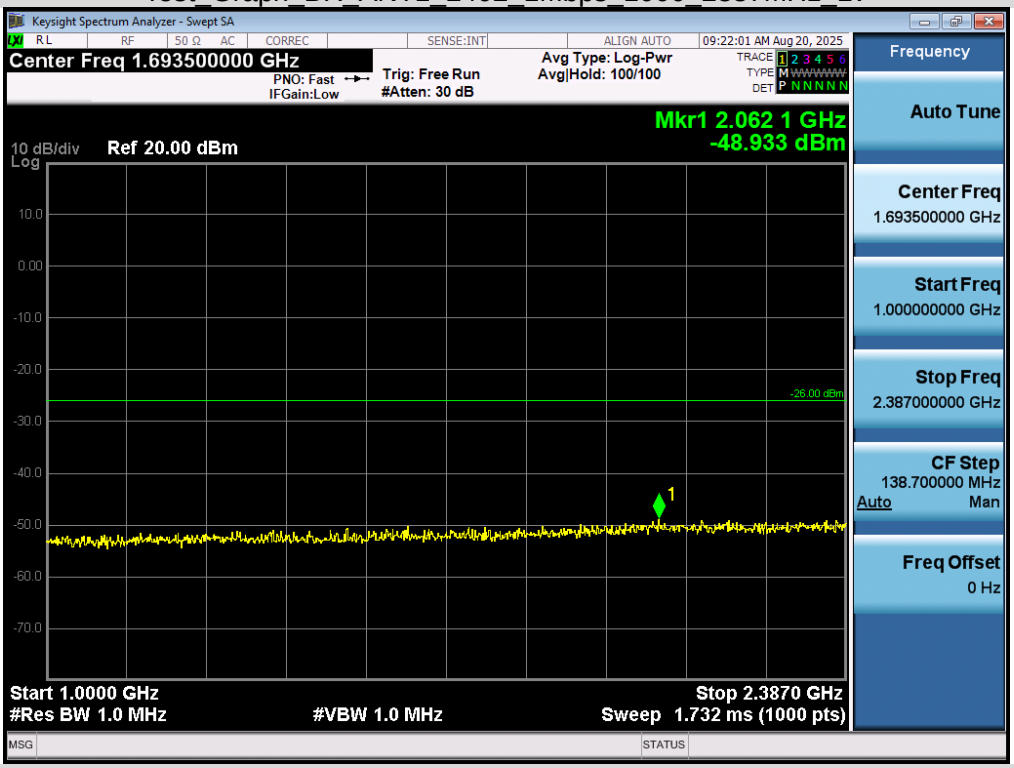

Test_Graph_BR_ANT1_2402_1Mbps_1000_2387MHz_NV

Any report having not been signed by authorized approver, or having been altered without authorization, or having not been stamped by the "Dedicated Testing/Inspection Stamp" is deemed to be invalid. Copying or excerpting portion of, or altering the content of the report is not permitted without the written authorization of AGC. The test results presented in the report apply only to the tested sample. Any objections to report issued by AGC should be submitted to AGC within 15days after the issuance of the test report. Further enquiry of validity or verification of the test report should be addressed to AGC by agc01@agccert.com.

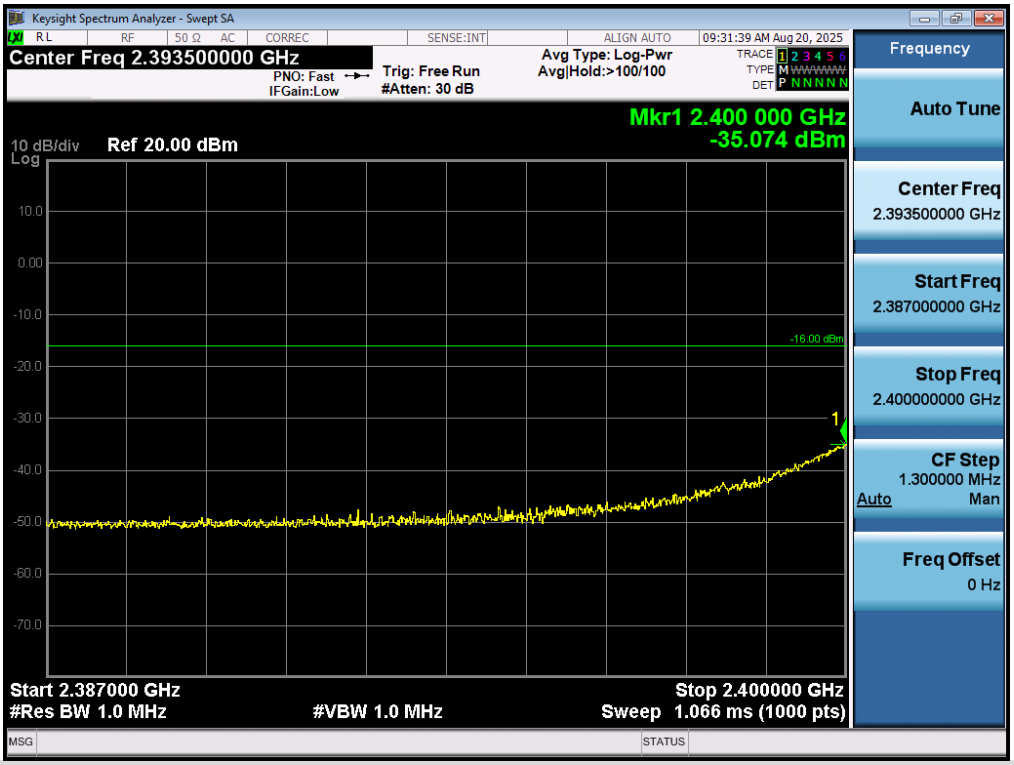

Test_Graph_BR_ANT1_2402_1Mbps_2387_2400MHz_HV

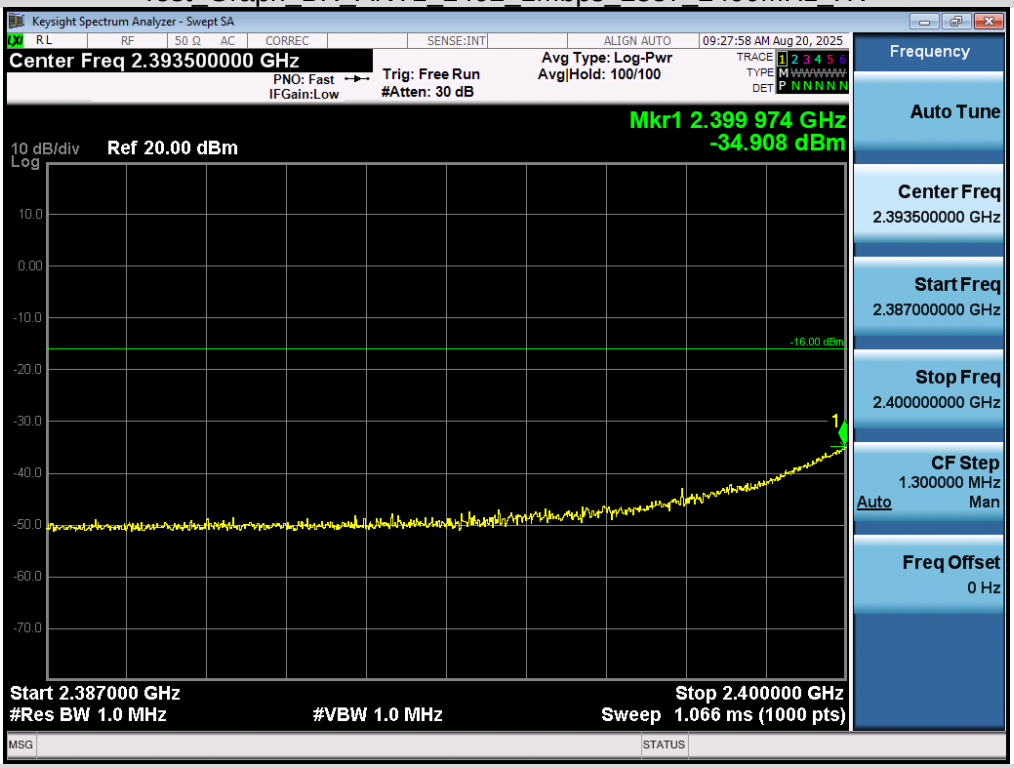

Test_Graph_BR_ANT1_2402_1Mbps_2387_2400MHz_LV

Any report having not been signed by authorized approver, or having been altered without authorization, or having not been stamped by the "Dedicated Testing/Inspection Stamp" is deemed to be invalid. Copying or excerpting portion of, or altering the content of the report is not permitted without the written authorization of AGC. The test results presented in the report apply only to the tested sample. Any objections to report issued by AGC should be submitted to AGC within 15days after the issuance of the test report. Further enquiry of validity or verification of the test report should be addressed to AGC by agc01@agccert.com.

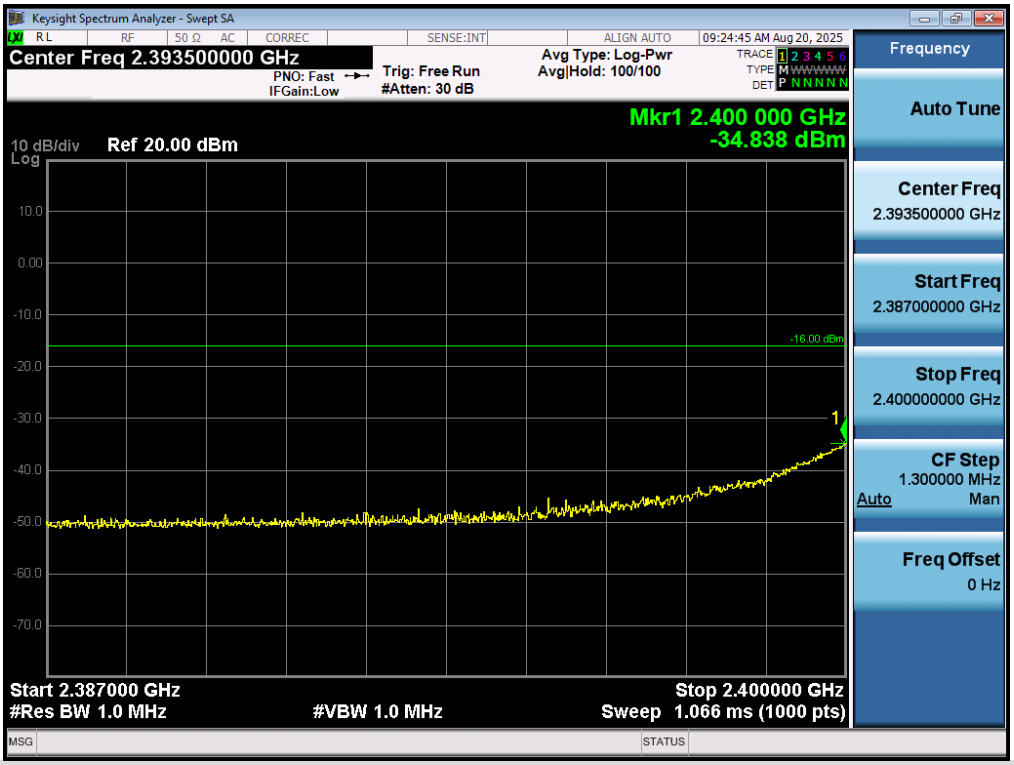

Test_Graph_BR_ANT1_2402_1Mbps_2387_2400MHz_NV

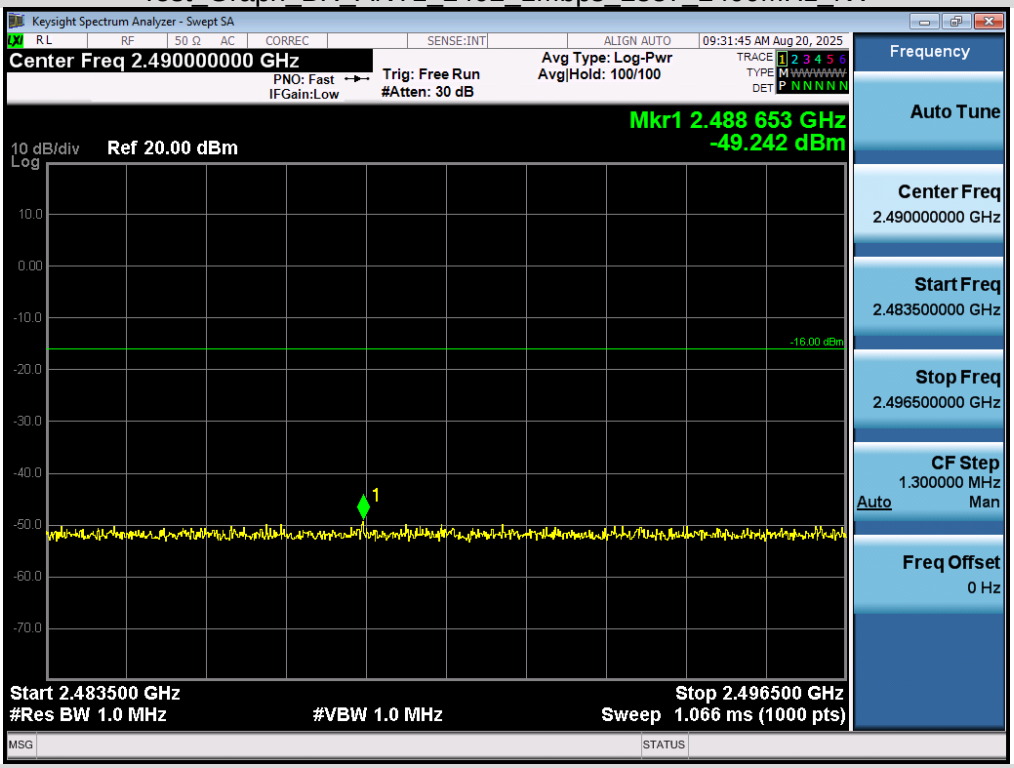

Test_Graph_BR_ANT1_2402_1Mbps_2483.5_2496.5MHz_HV

Any report having not been signed by authorized approver, or having been altered without authorization, or having not been stamped by the "Dedicated Testing/Inspection Stamp" is deemed to be invalid. Copying or excerpting portion of, or altering the content of the report is not permitted without the written authorization of AGC. The test results presented in the report apply only to the tested sample. Any objections to report issued by AGC should be submitted to AGC within 15days after the issuance of the test report. Further enquiry of validity or verification of the test report should be addressed to AGC by agc01@agccert.com.

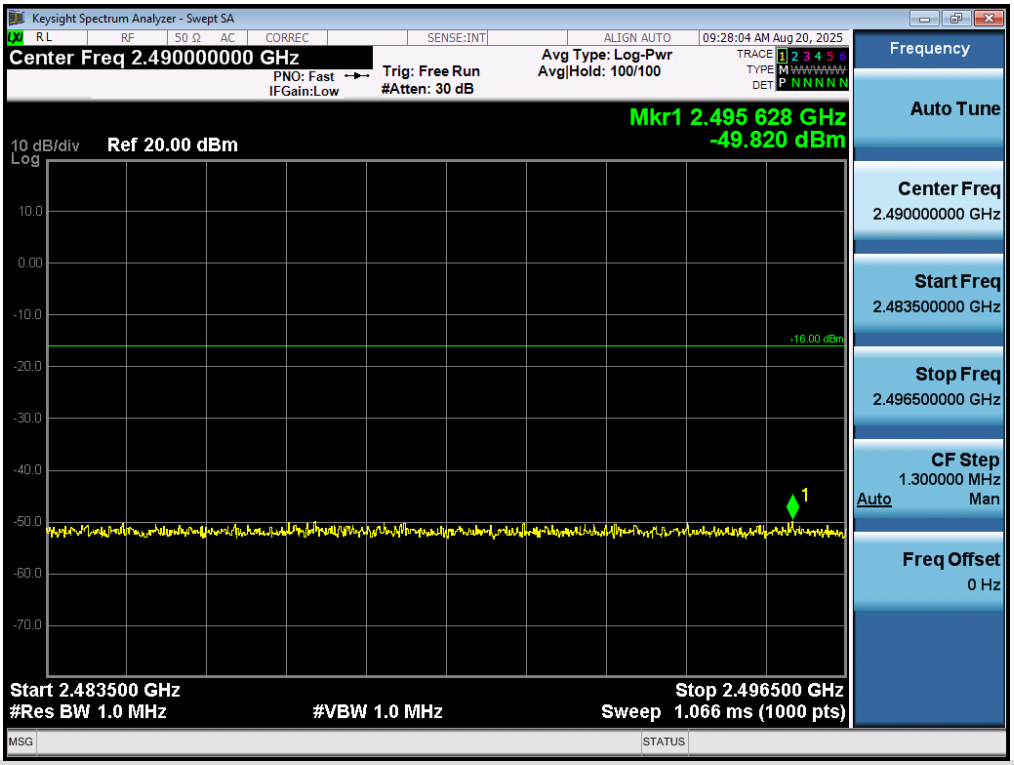

Test_Graph_BR_ANT1_2402_1Mbps_2483.5_2496.5MHz_LV

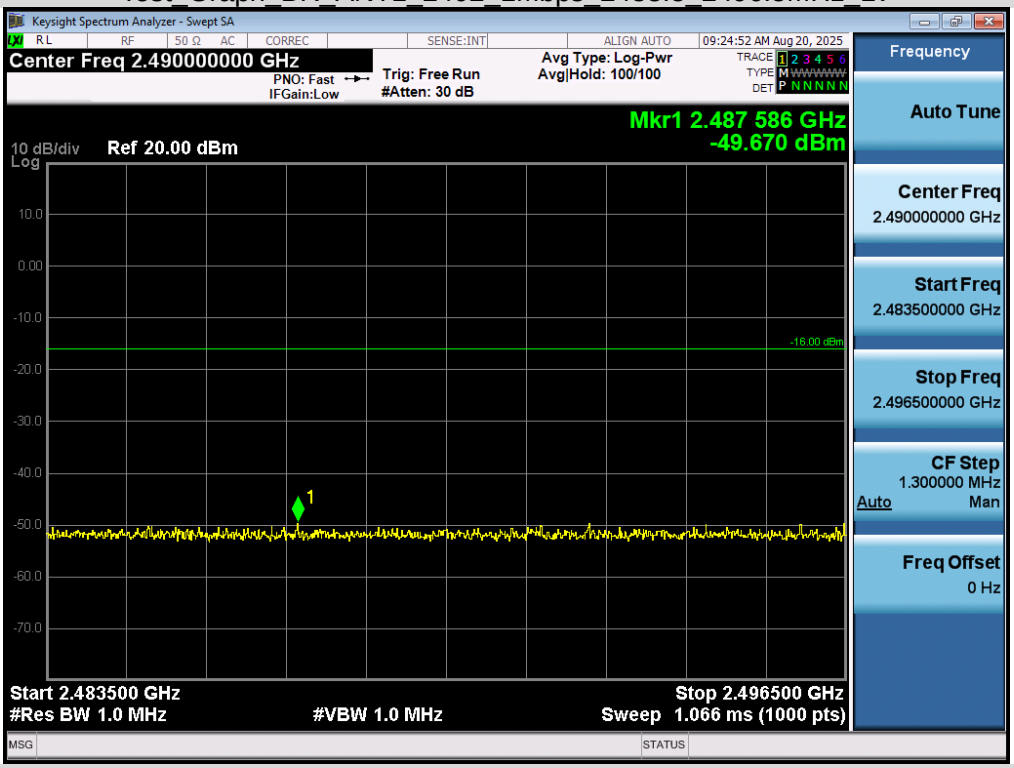

Test_Graph_BR_ANT1_2402_1Mbps_2483.5_2496.5MHz_NV

Any report having not been signed by authorized approver, or having been altered without authorization, or having not been stamped by the "Dedicated Testing/Inspection Stamp" is deemed to be invalid. Copying or excerpting portion of, or altering the content of the report is not permitted without the written authorization of AGC. The test results presented in the report apply only to the tested sample. Any objections to report issued by AGC should be submitted to AGC within 15days after the issuance of the test report. Further enquiry of validity or verification of the test report should be addressed to AGC by agc01@agccert.com.

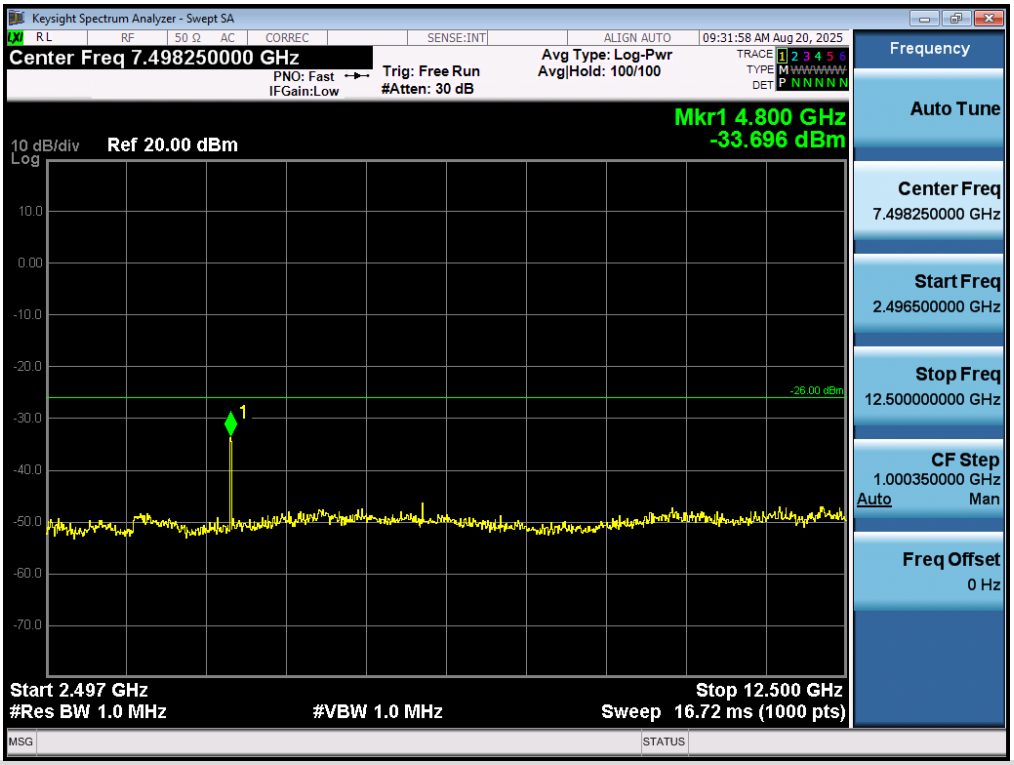

Test_Graph_BR_ANT1_2402_1Mbps_2496.5_12500MHz_HV

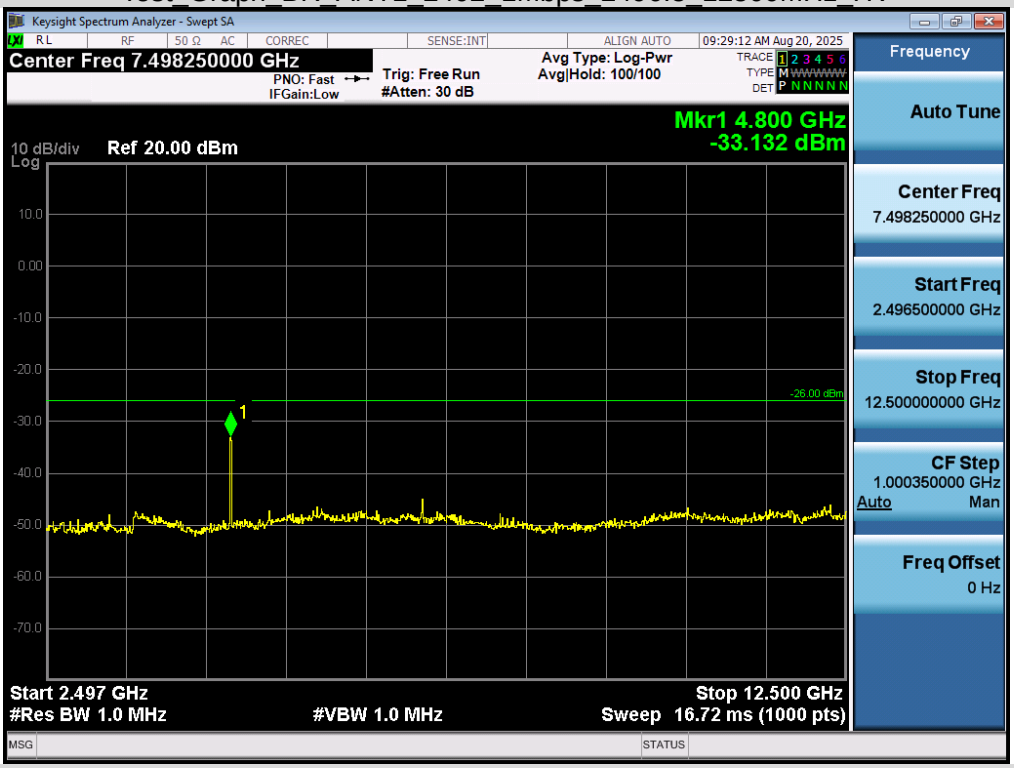

Test_Graph_BR_ANT1_2402_1Mbps_2496.5_12500MHz_LV

Any report having not been signed by authorized approver, or having been altered without authorization, or having not been stamped by the "Dedicated Testing/Inspection Stamp" is deemed to be invalid. Copying or excerpting portion of, or altering the content of the report is not permitted without the written authorization of AGC. The test results presented in the report apply only to the tested sample. Any objections to report issued by AGC should be submitted to AGC within 15days after the issuance of the test report. Further enquiry of validity or verification of the test report should be addressed to AGC by agc01@agccert.com.

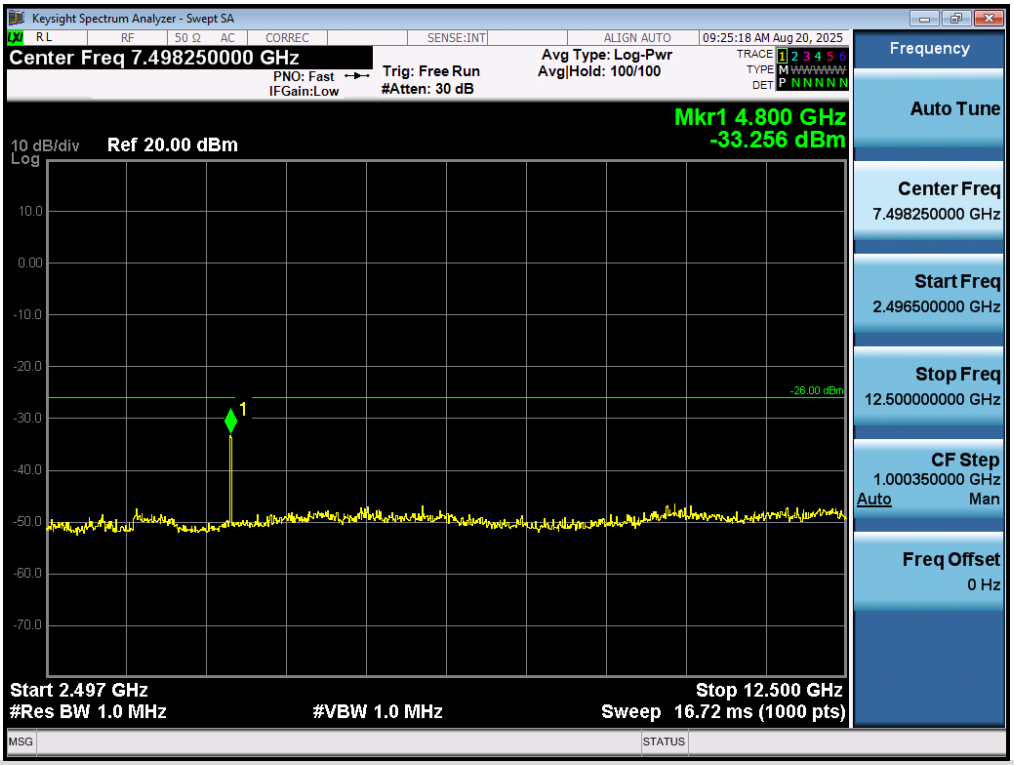

Test_Graph_BR_ANT1_2402_1Mbps_2496.5_12500MHz_NV

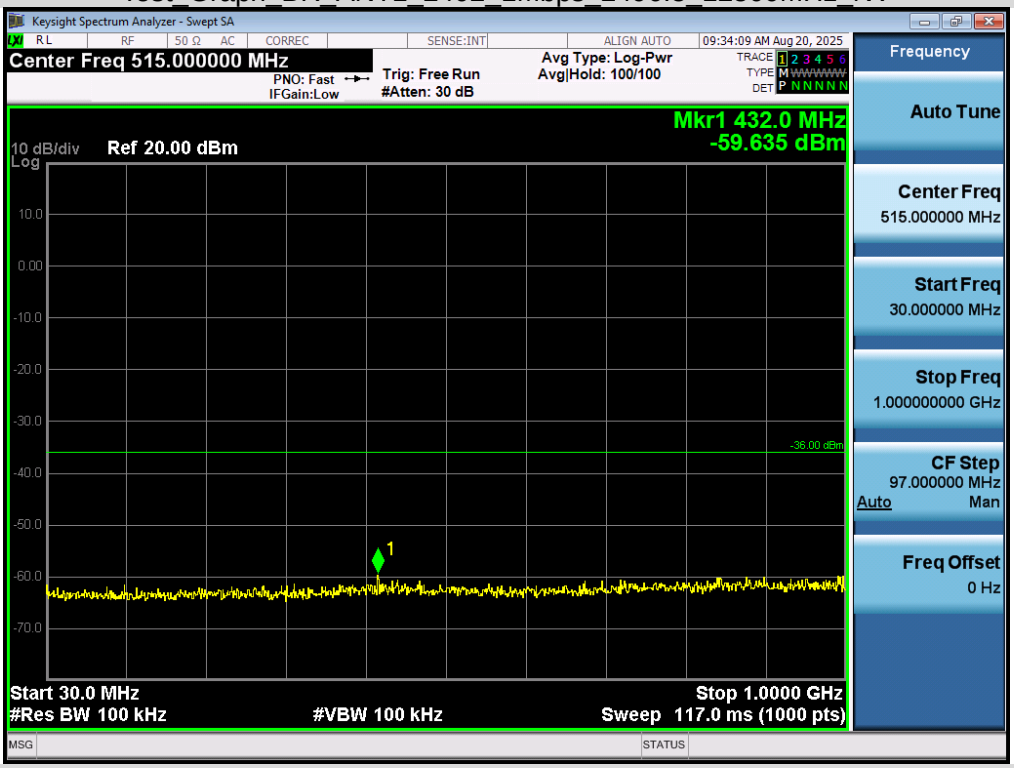

Test_Graph_BR_ANT1_2441_1Mbps_30_1000MHz_HV

Any report having not been signed by authorized approver, or having been altered without authorization, or having not been stamped by the "Dedicated Testing/Inspection Stamp" is deemed to be invalid. Copying or excerpting portion of, or altering the content of the report is not permitted without the written authorization of AGC. The test results presented in the report apply only to the tested sample. Any objections to report issued by AGC should be submitted to AGC within 15days after the issuance of the test report. Further enquiry of validity or verification of the test report should be addressed to AGC by agc01@agccert.com.

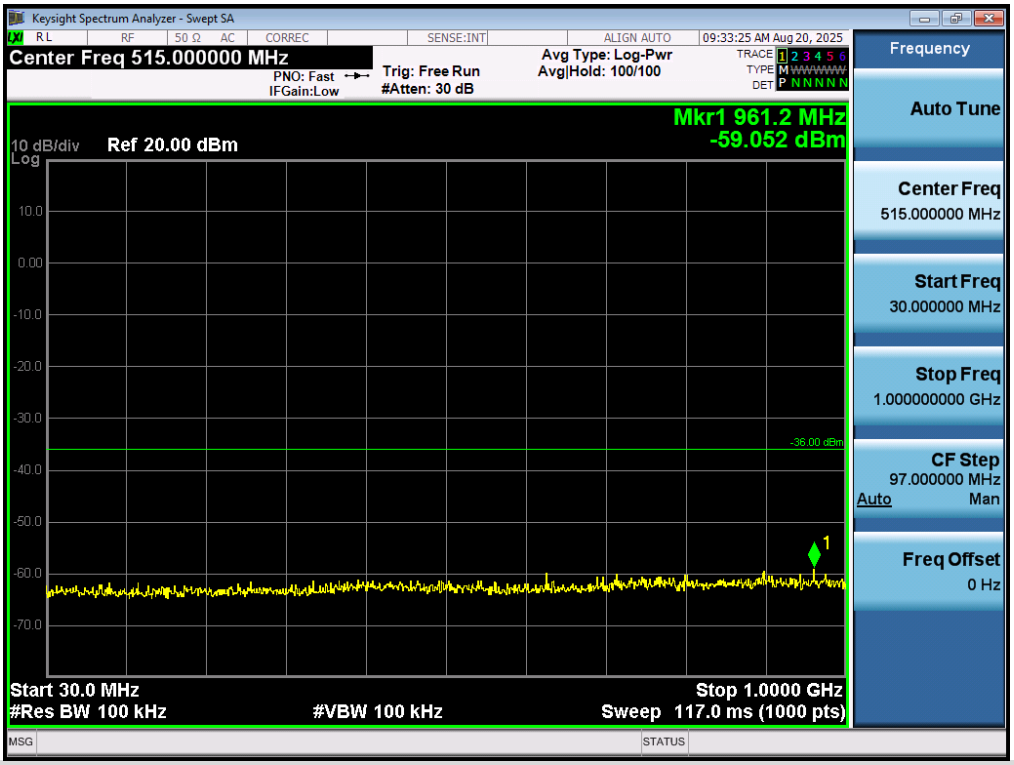

Test_Graph_BR_ANT1_2441_1Mbps_30_1000MHz_LV

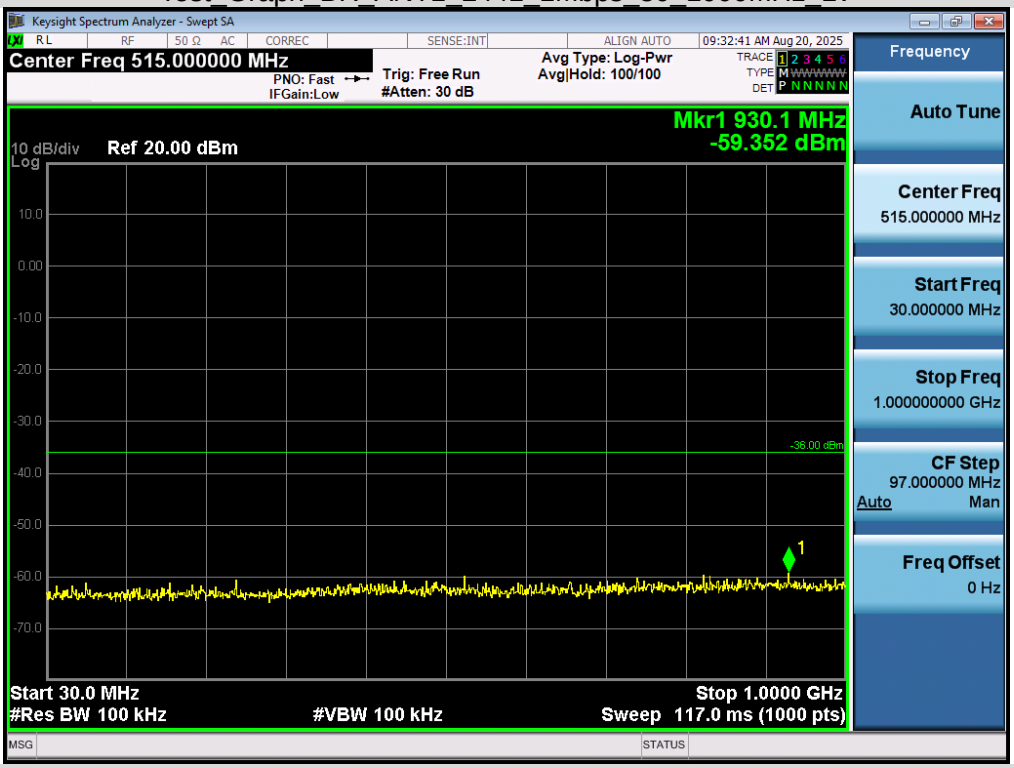

Test_Graph_BR_ANT1_2441_1Mbps_30_1000MHz_NV

Any report having not been signed by authorized approver, or having been altered without authorization, or having not been stamped by the "Dedicated Testing/Inspection Stamp" is deemed to be invalid. Copying or excerpting portion of, or altering the content of the report is not permitted without the written authorization of AGC. The test results presented in the report apply only to the tested sample. Any objections to report issued by AGC should be submitted to AGC within 15days after the issuance of the test report. Further enquiry of validity or verification of the test report should be addressed to AGC by agc01@agccert.com.

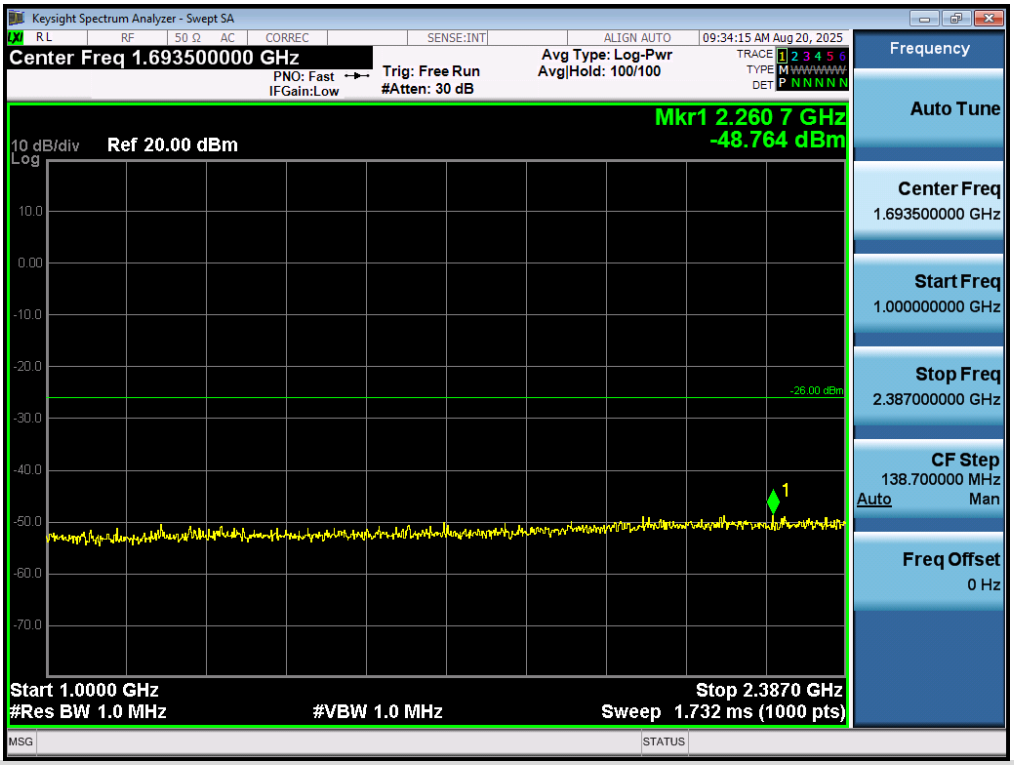

Test_Graph_BR_ANT1_2441_1Mbps_1000_2387MHz_HV

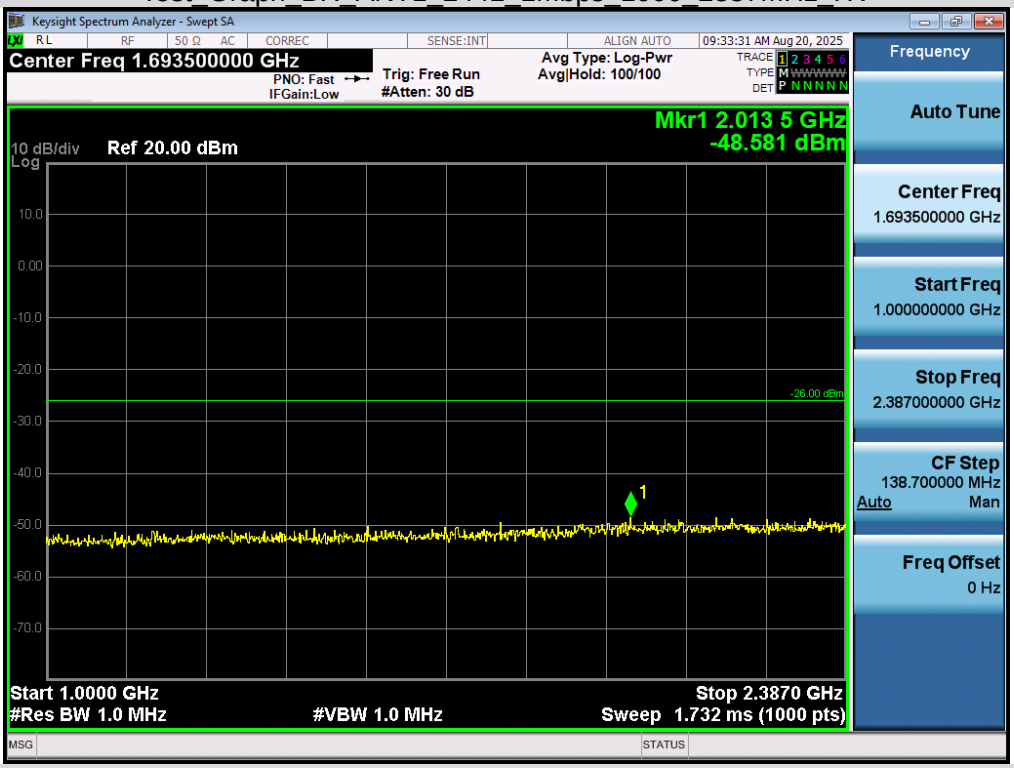

Test_Graph_BR_ANT1_2441_1Mbps_1000_2387MHz_LV

Any report having not been signed by authorized approver, or having been altered without authorization, or having not been stamped by the "Dedicated Testing/Inspection Stamp" is deemed to be invalid. Copying or excerpting portion of, or altering the content of the report is not permitted without the written authorization of AGC. The test results presented in the report apply only to the tested sample. Any objections to report issued by AGC should be submitted to AGC within 15days after the issuance of the test report. Further enquiry of validity or verification of the test report should be addressed to AGC by agc01@agccert.com.

Test_Graph_BR_ANT1_2441_1Mbps_1000_2387MHz_NV

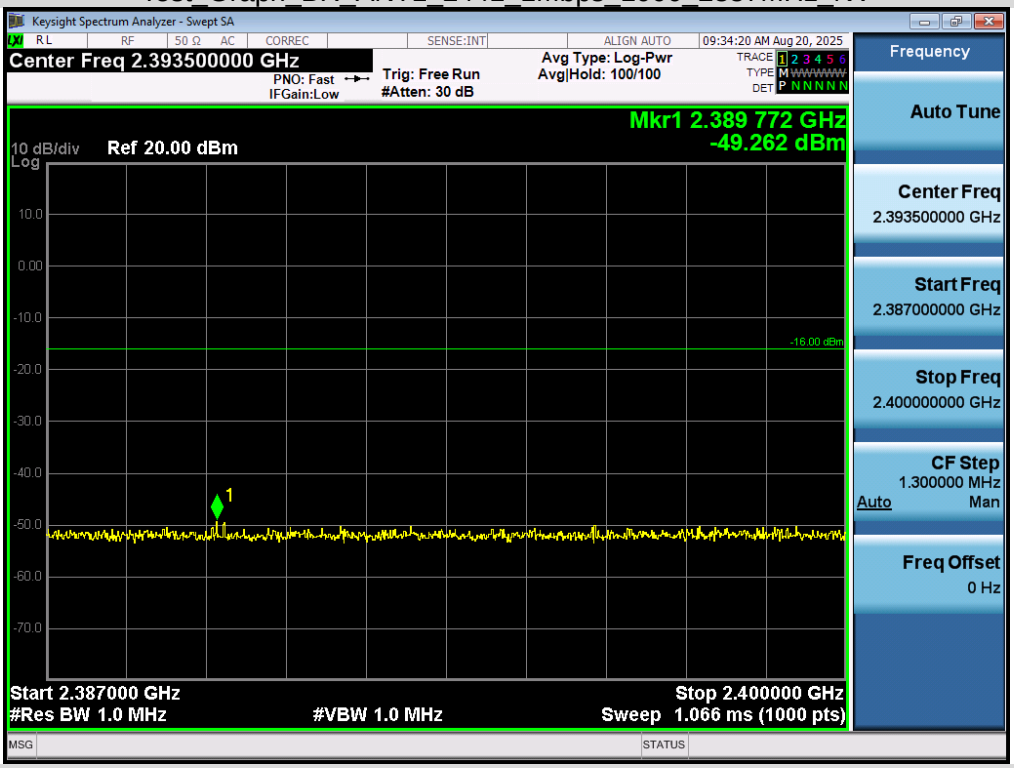

Test_Graph_BR_ANT1_2441_1Mbps_2387_2400MHz_HV

Any report having not been signed by authorized approver, or having been altered without authorization, or having not been stamped by the "Dedicated Testing/Inspection Stamp" is deemed to be invalid. Copying or excerpting portion of, or altering the content of the report is not permitted without the written authorization of AGC. The test results presented in the report apply only to the tested sample. Any objections to report issued by AGC should be submitted to AGC within 15days after the issuance of the test report. Further enquiry of validity or verification of the test report should be addressed to AGC by agc01@agccert.com.

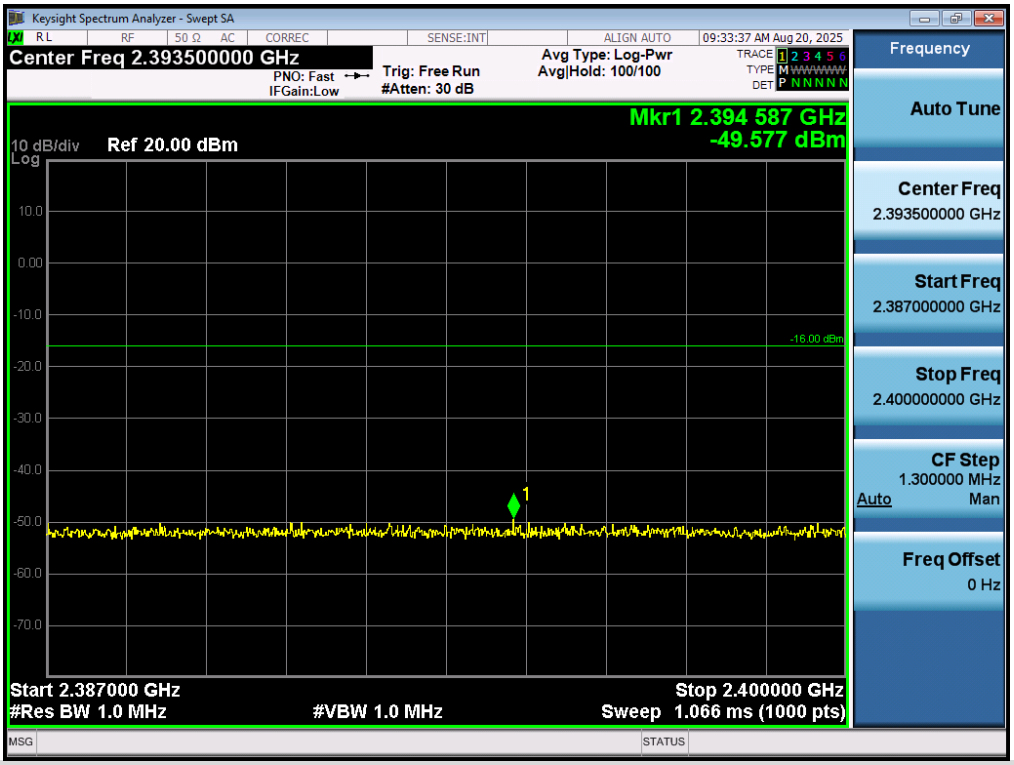

Test_Graph_BR_ANT1_2441_1Mbps_2387_2400MHz_LV

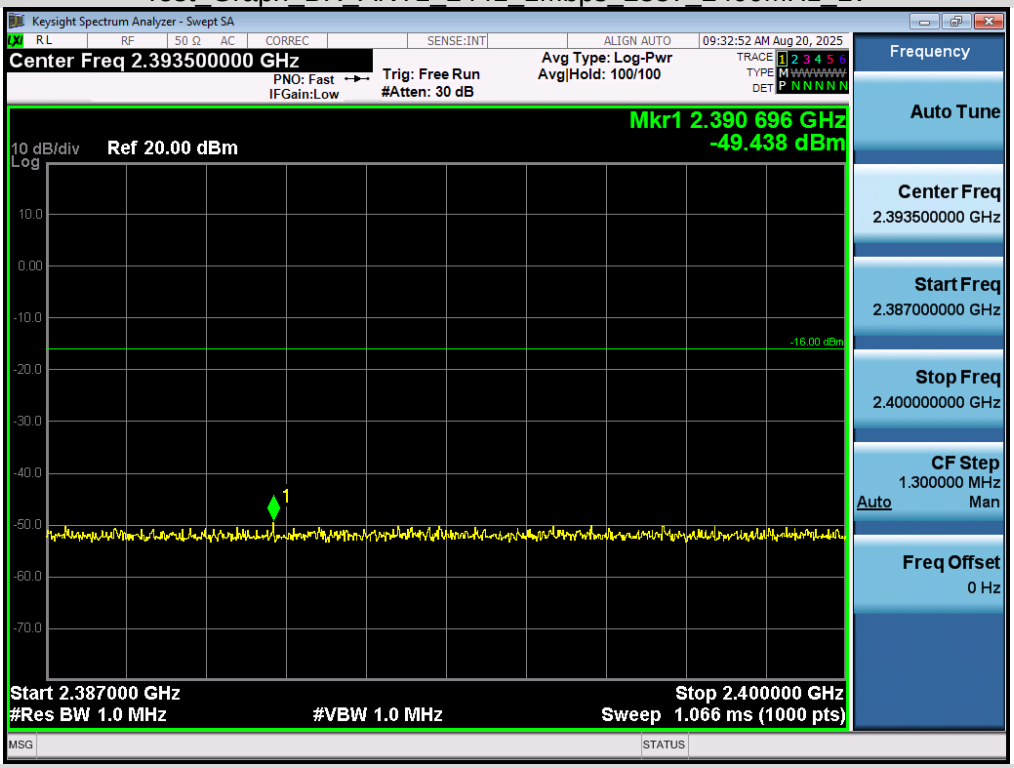

Test_Graph_BR_ANT1_2441_1Mbps_2387_2400MHz_NV

Any report having not been signed by authorized approver, or having been altered without authorization, or having not been stamped by the "Dedicated Testing/Inspection Stamp" is deemed to be invalid. Copying or excerpting portion of, or altering the content of the report is not permitted without the written authorization of AGC. The test results presented in the report apply only to the tested sample. Any objections to report issued by AGC should be submitted to AGC within 15days after the issuance of the test report. Further enquiry of validity or verification of the test report should be addressed to AGC by agc01@agccert.com.

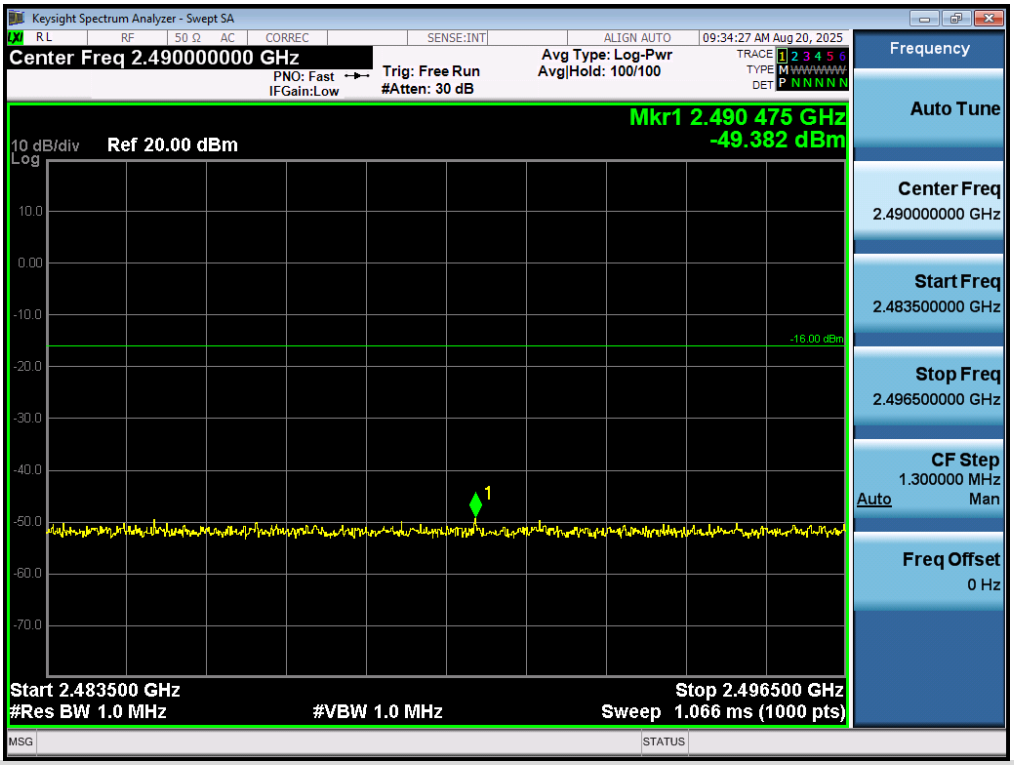

Test_Graph_BR_ANT1_2441_1Mbps_2483.5_2496.5MHz_HV

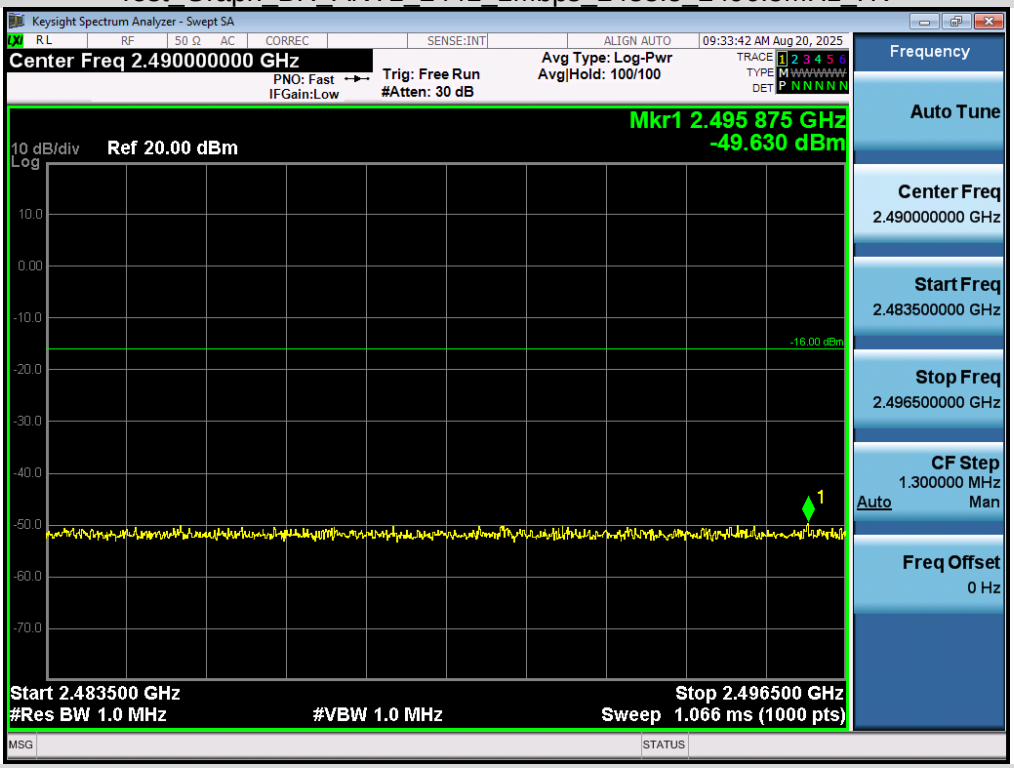

Test_Graph_BR_ANT1_2441_1Mbps_2483.5_2496.5MHz_LV

Any report having not been signed by authorized approver, or having been altered without authorization, or having not been stamped by the "Dedicated Testing/Inspection Stamp" is deemed to be invalid. Copying or excerpting portion of, or altering the content of the report is not permitted without the written authorization of AGC. The test results presented in the report apply only to the tested sample. Any objections to report issued by AGC should be submitted to AGC within 15days after the issuance of the test report. Further enquiry of validity or verification of the test report should be addressed to AGC by agc01@agccert.com.

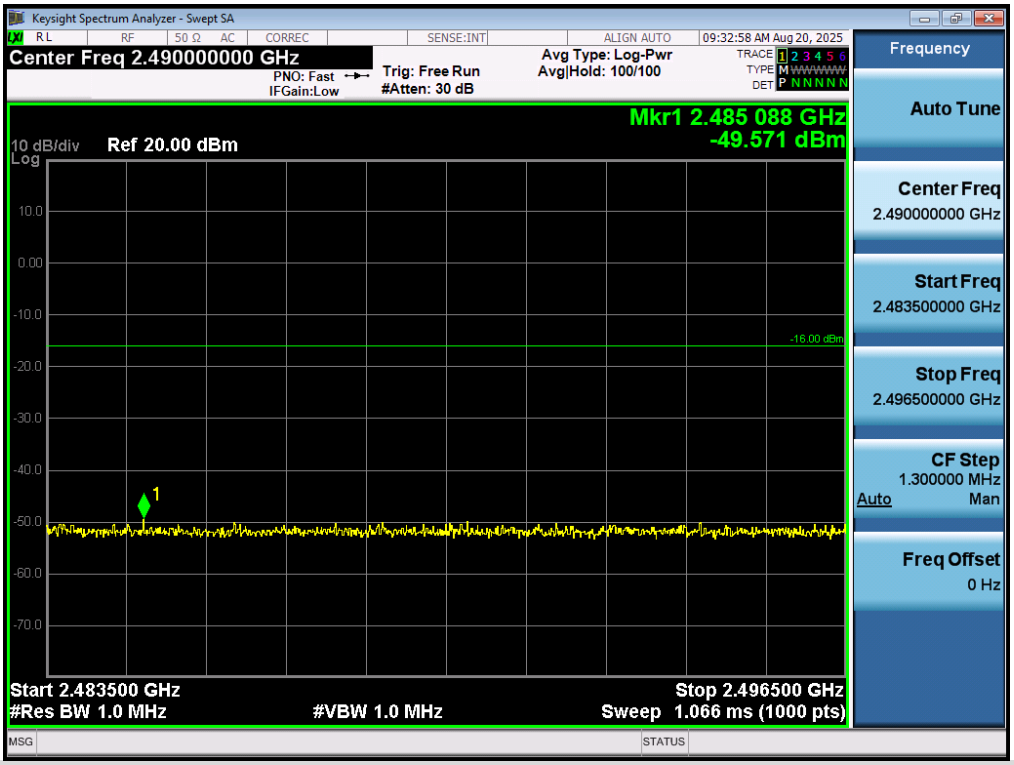

Test_Graph_BR_ANT1_2441_1Mbps_2483.5_2496.5MHz_NV

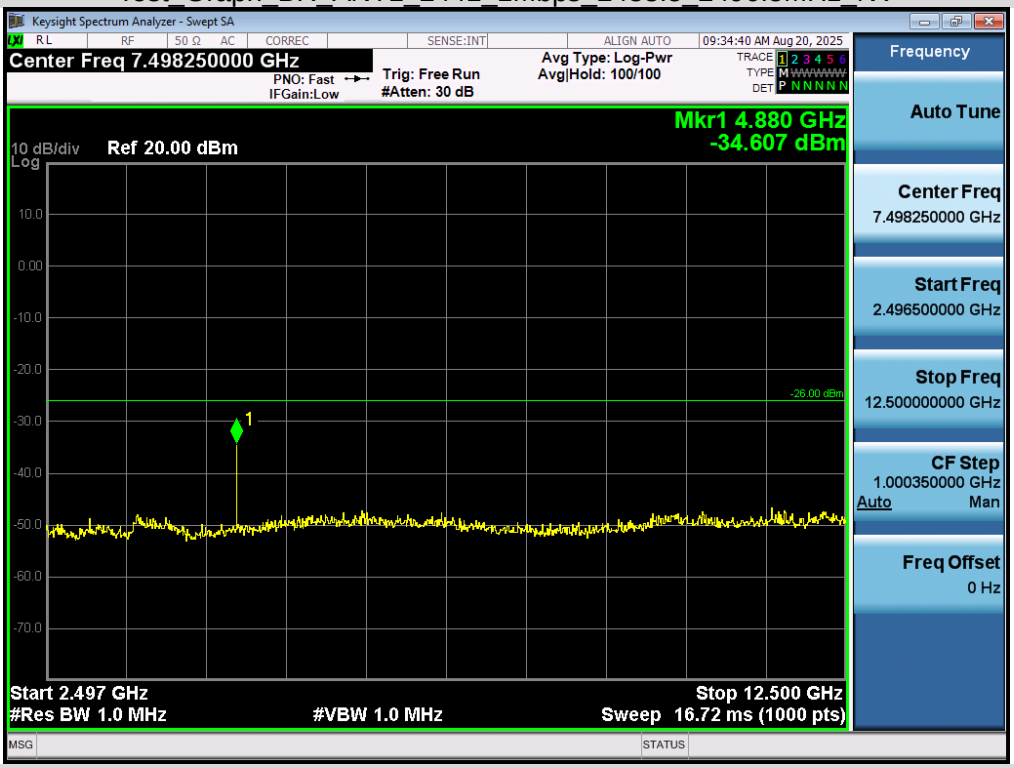

Test_Graph_BR_ANT1_2441_1Mbps_2496.5_12500MHz_HV

Any report having not been signed by authorized approver, or having been altered without authorization, or having not been stamped by the "Dedicated Testing/Inspection Stamp" is deemed to be invalid. Copying or excerpting portion of, or altering the content of the report is not permitted without the written authorization of AGC. The test results presented in the report apply only to the tested sample. Any objections to report issued by AGC should be submitted to AGC within 15days after the issuance of the test report. Further enquiry of validity or verification of the test report should be addressed to AGC by agc01@agccert.com.

Test_Graph_BR_ANT1_2441_1Mbps_2496.5_12500MHz_LV

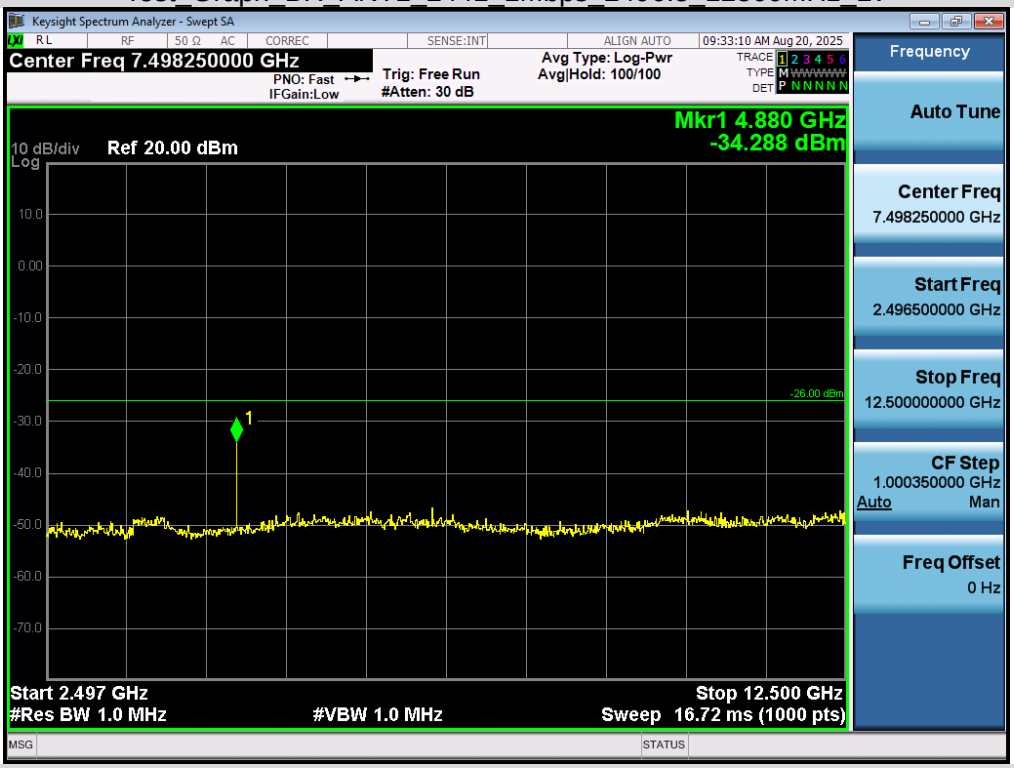

Test_Graph_BR_ANT1_2441_1Mbps_2496.5_12500MHz_NV

Any report having not been signed by authorized approver, or having been altered without authorization, or having not been stamped by the "Dedicated Testing/Inspection Stamp" is deemed to be invalid. Copying or excerpting portion of, or altering the content of the report is not permitted without the written authorization of AGC. The test results presented in the report apply only to the tested sample. Any objections to report issued by AGC should be submitted to AGC within 15days after the issuance of the test report. Further enquiry of validity or verification of the test report should be addressed to AGC by agc01@agccert.com.

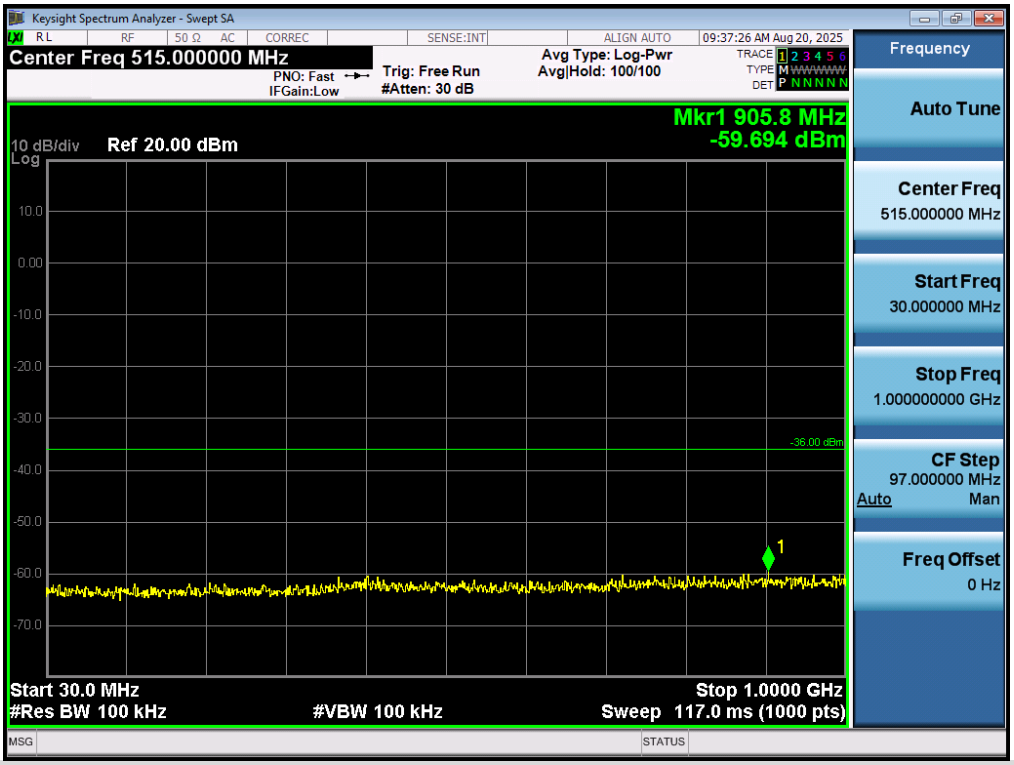

Test_Graph_BR_ANT1_2480_1Mbps_30_1000MHz_HV

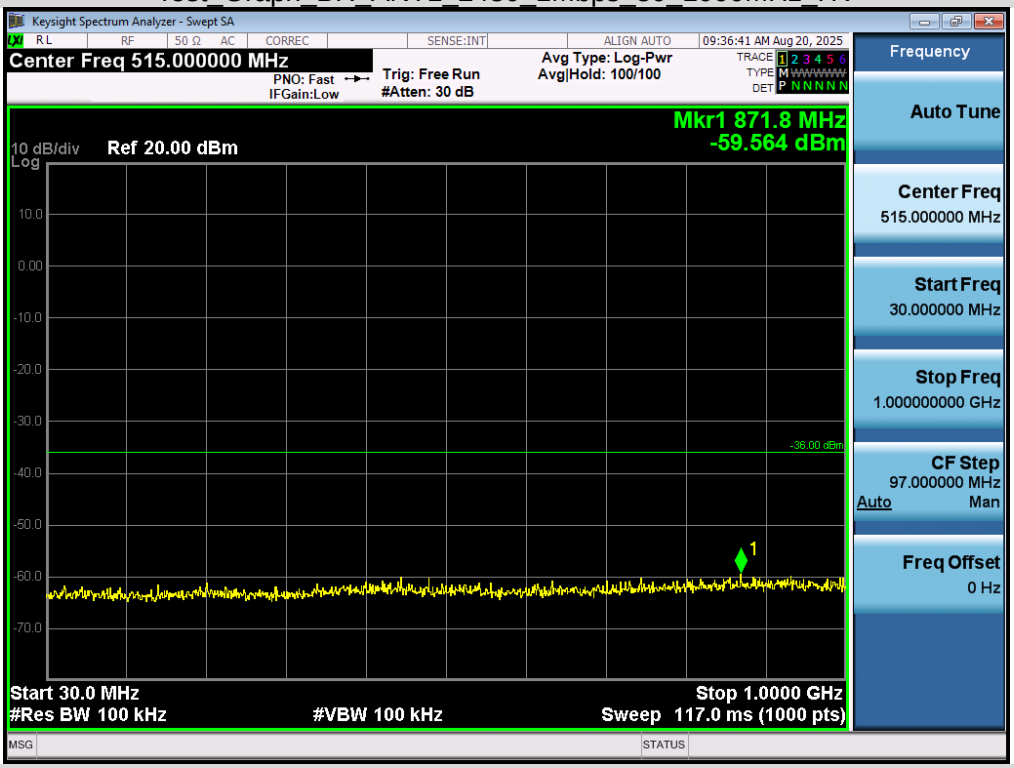

Test_Graph_BR_ANT1_2480_1Mbps_30_1000MHz_LV

Any report having not been signed by authorized approver, or having been altered without authorization, or having not been stamped by the "Dedicated Testing/Inspection Stamp" is deemed to be invalid. Copying or excerpting portion of, or altering the content of the report is not permitted without the written authorization of AGC. The test results presented in the report apply only to the tested sample. Any objections to report issued by AGC should be submitted to AGC within 15days after the issuance of the test report. Further enquiry of validity or verification of the test report should be addressed to AGC by agc01@agccert.com.

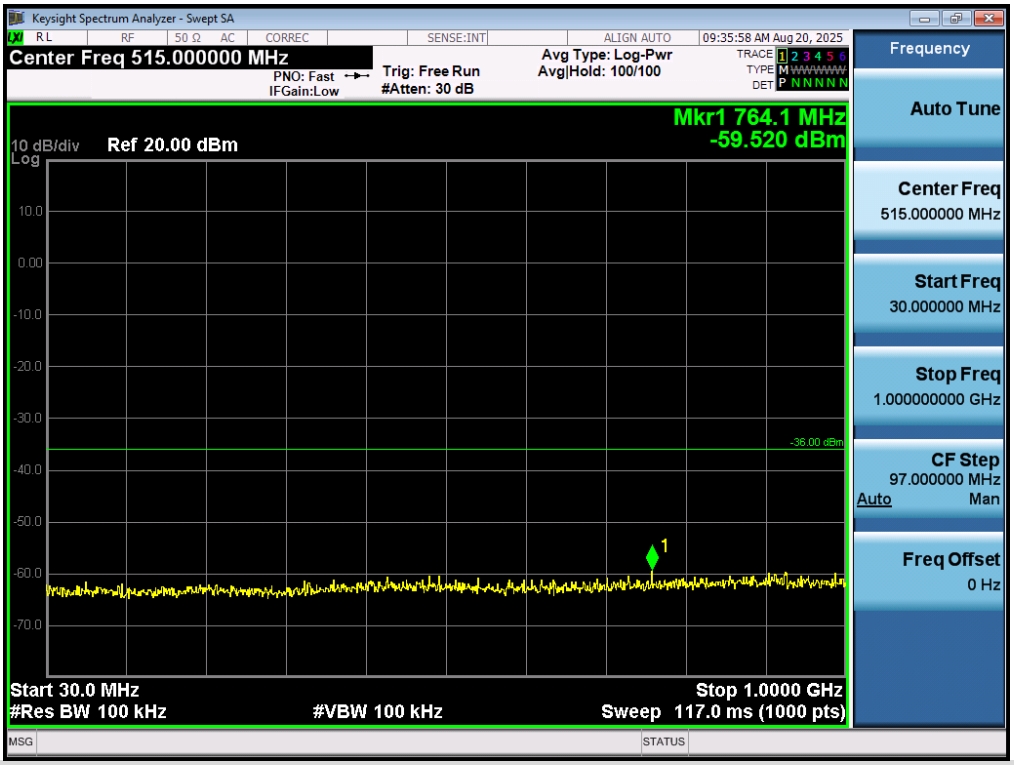

Test_Graph_BR_ANT1_2480_1Mbps_30_1000MHz_NV

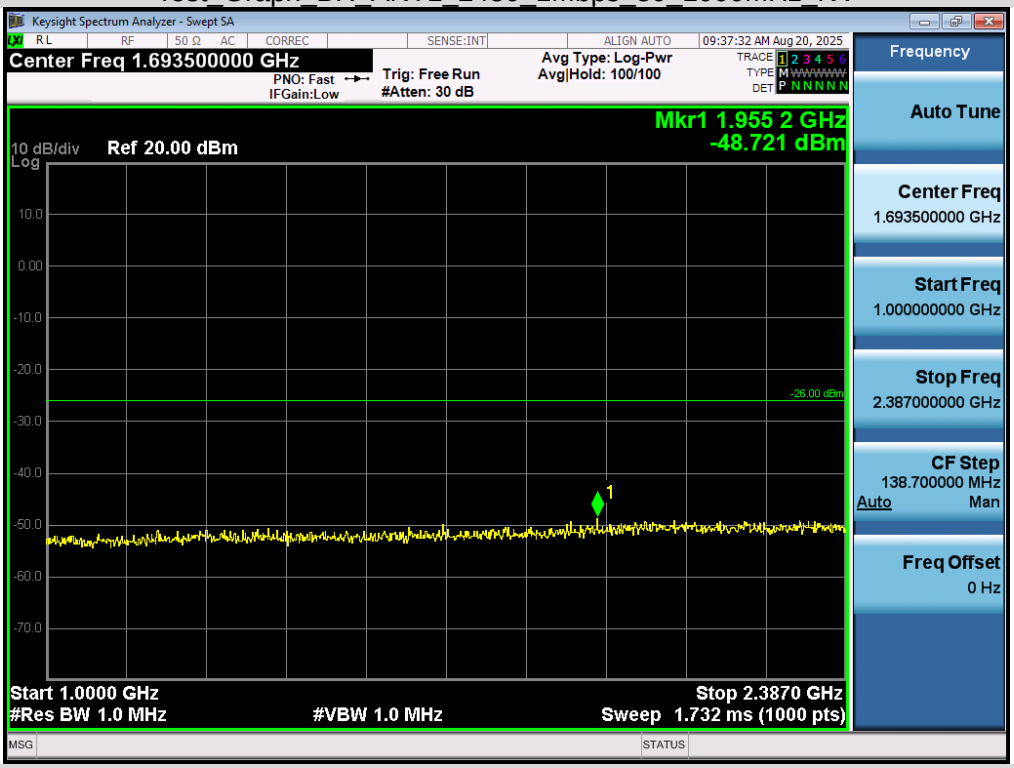

Test_Graph_BR_ANT1_2480_1Mbps_1000_2387MHz_HV

Any report having not been signed by authorized approver, or having been altered without authorization, or having not been stamped by the "Dedicated Testing/Inspection Stamp" is deemed to be invalid. Copying or excerpting portion of, or altering the content of the report is not permitted without the written authorization of AGC. The test results presented in the report apply only to the tested sample. Any objections to report issued by AGC should be submitted to AGC within 15days after the issuance of the test report. Further enquiry of validity or verification of the test report should be addressed to AGC by agc01@agccert.com.

Test_Graph_BR_ANT1_2480_1Mbps_1000_2387MHz_LV

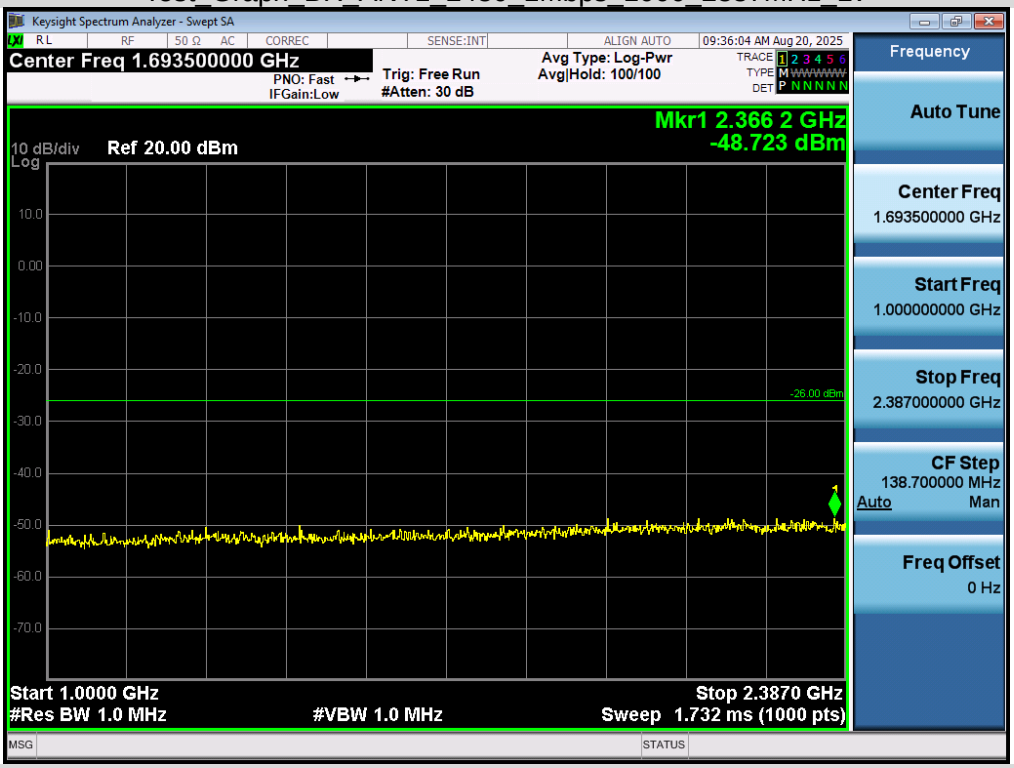

Test_Graph_BR_ANT1_2480_1Mbps_1000_2387MHz_NV

Any report having not been signed by authorized approver, or having been altered without authorization, or having not been stamped by the "Dedicated Testing/Inspection Stamp" is deemed to be invalid. Copying or excerpting portion of, or altering the content of the report is not permitted without the written authorization of AGC. The test results presented in the report apply only to the tested sample. Any objections to report issued by AGC should be submitted to AGC within 15days after the issuance of the test report. Further enquiry of validity or verification of the test report should be addressed to AGC by agc01@agccert.com.

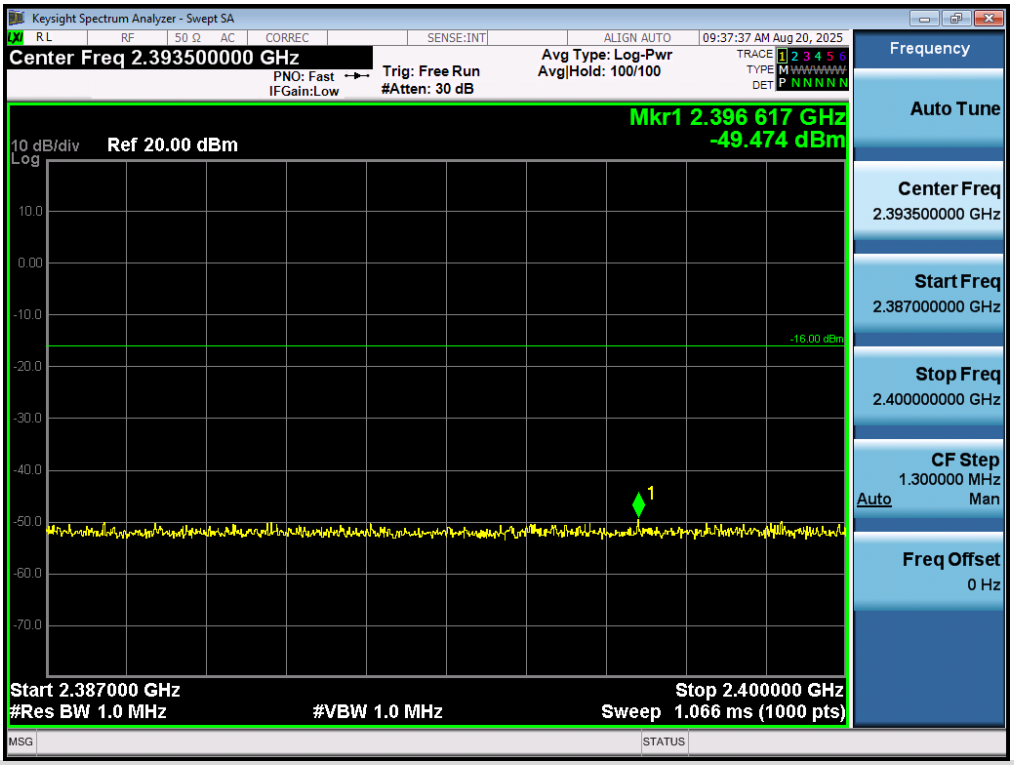

Test_Graph_BR_ANT1_2480_1Mbps_2387_2400MHz_HV

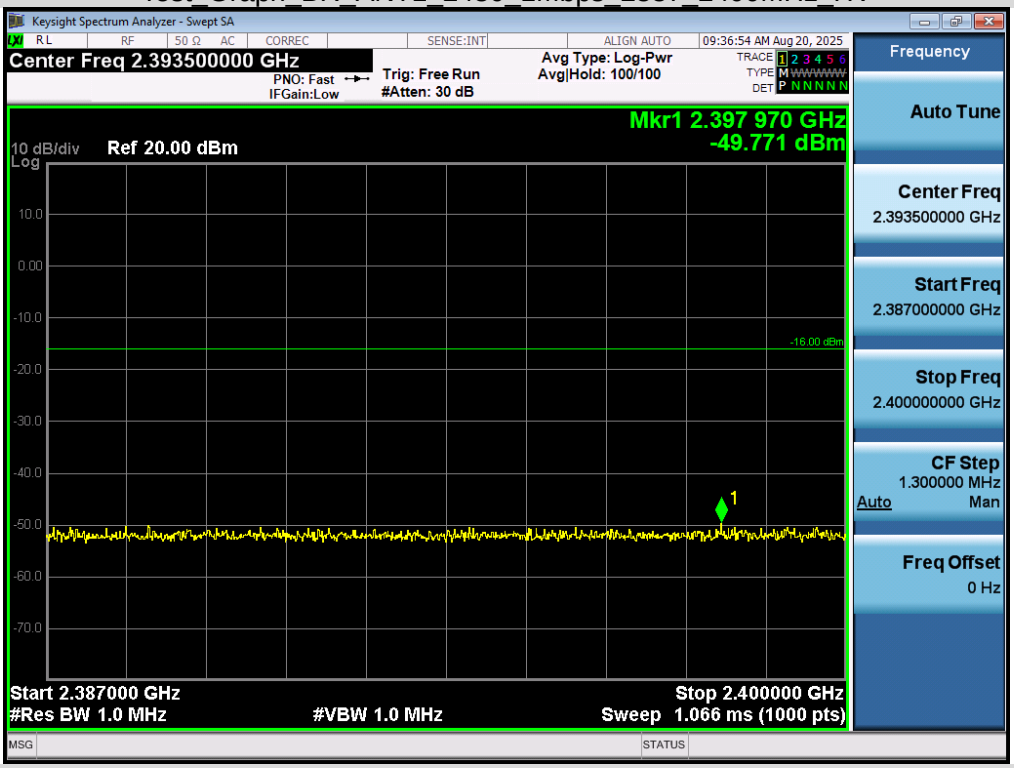

Test_Graph_BR_ANT1_2480_1Mbps_2387_2400MHz_LV

Any report having not been signed by authorized approver, or having been altered without authorization, or having not been stamped by the "Dedicated Testing/Inspection Stamp" is deemed to be invalid. Copying or excerpting portion of, or altering the content of the report is not permitted without the written authorization of AGC. The test results presented in the report apply only to the tested sample. Any objections to report issued by AGC should be submitted to AGC within 15days after the issuance of the test report. Further enquiry of validity or verification of the test report should be addressed to AGC by agc01@agccert.com.

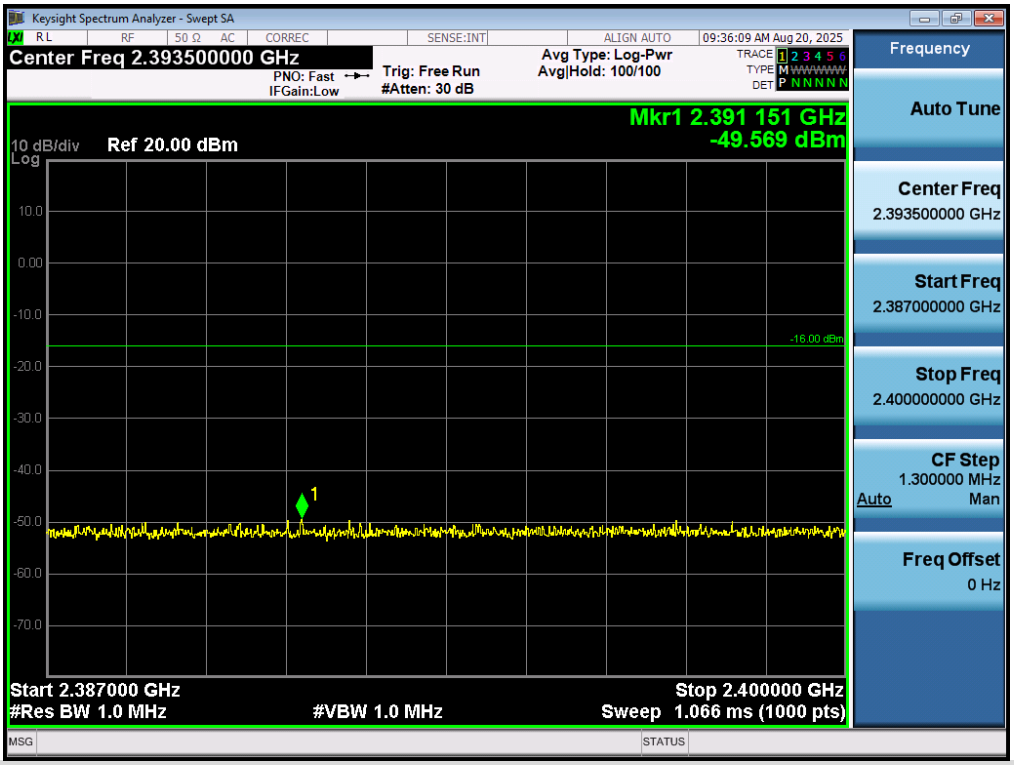

Test_Graph_BR_ANT1_2480_1Mbps_2387_2400MHz_NV

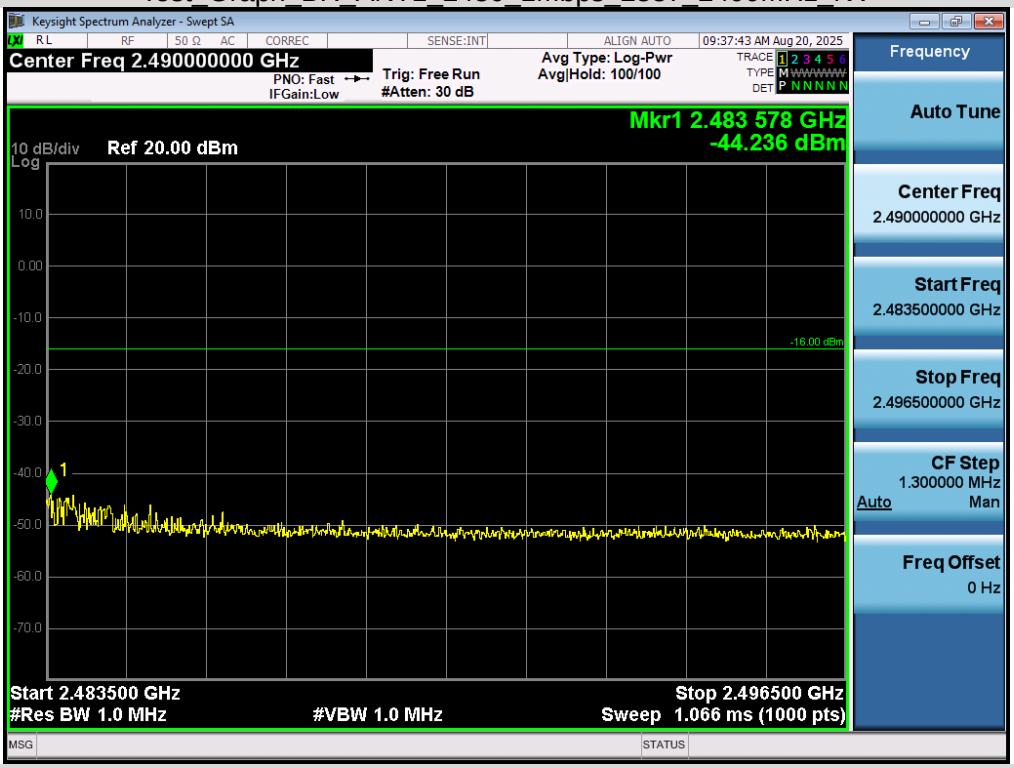

Test_Graph_BR_ANT1_2480_1Mbps_2483.5_2496.5MHz_HV

Any report having not been signed by authorized approver, or having been altered without authorization, or having not been stamped by the "Dedicated Testing/Inspection Stamp" is deemed to be invalid. Copying or excerpting portion of, or altering the content of the report is not permitted without the written authorization of AGC. The test results presented in the report apply only to the tested sample. Any objections to report issued by AGC should be submitted to AGC within 15days after the issuance of the test report. Further enquiry of validity or verification of the test report should be addressed to AGC by agc01@agccert.com.

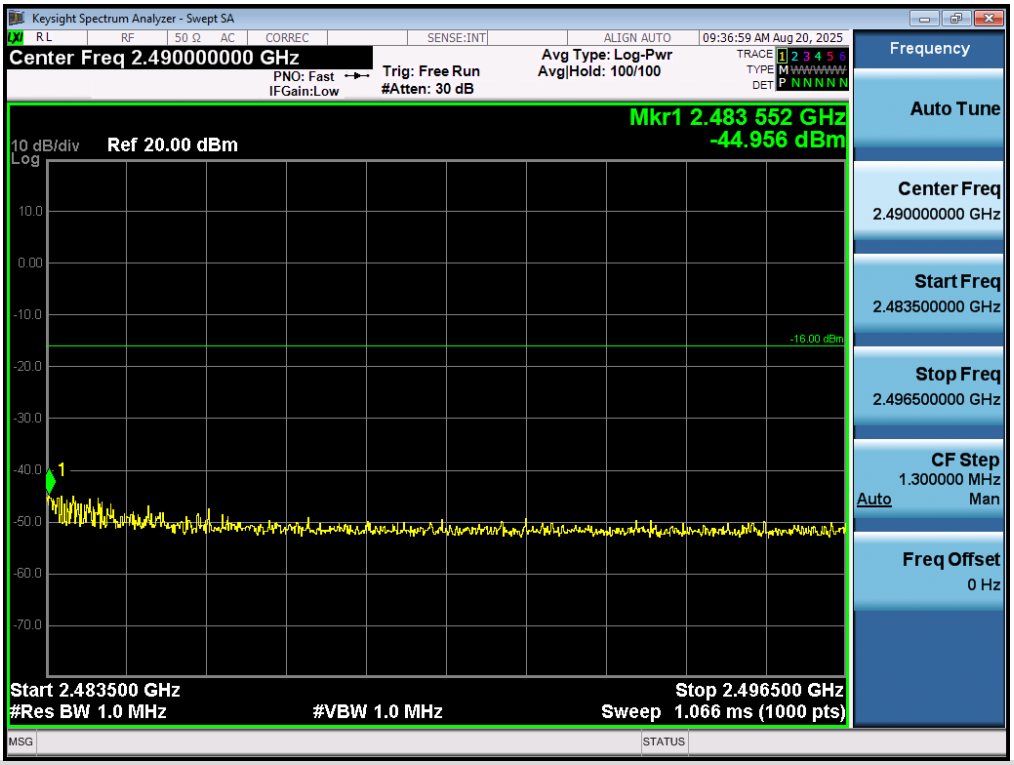

Test_Graph_BR_ANT1_2480_1Mbps_2483.5_2496.5MHz_LV

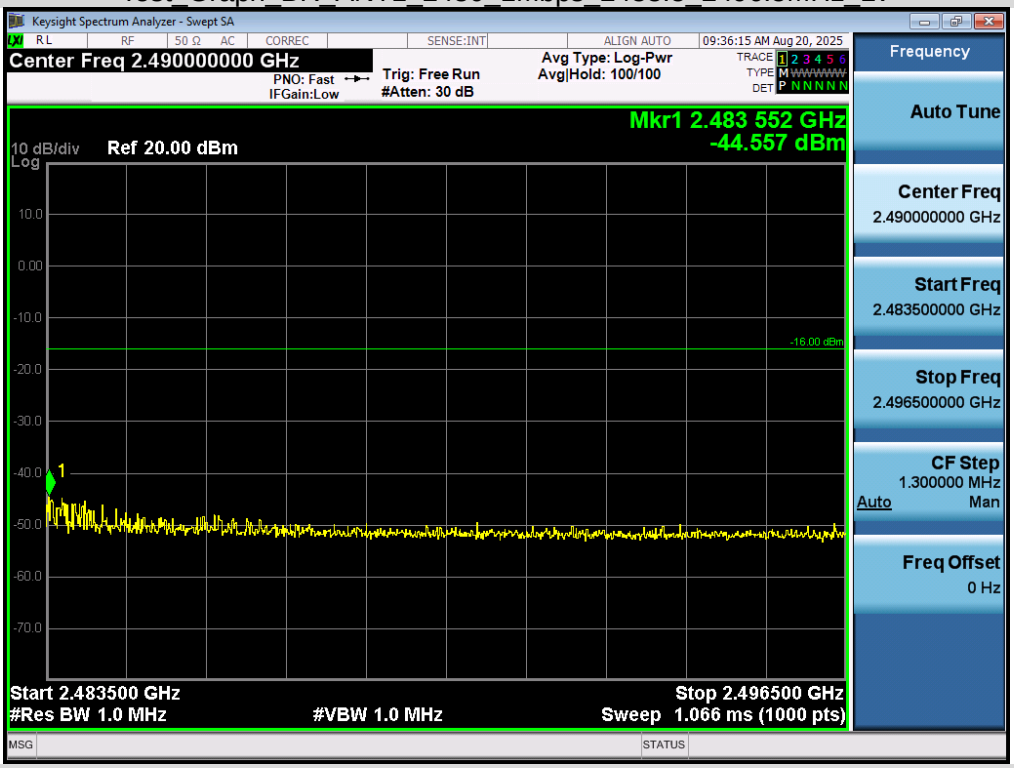

Test_Graph_BR_ANT1_2480_1Mbps_2483.5_2496.5MHz_NV

Any report having not been signed by authorized approver, or having been altered without authorization, or having not been stamped by the "Dedicated Testing/Inspection Stamp" is deemed to be invalid. Copying or excerpting portion of, or altering the content of the report is not permitted without the written authorization of AGC. The test results presented in the report apply only to the tested sample. Any objections to report issued by AGC should be submitted to AGC within 15days after the issuance of the test report. Further enquiry of validity or verification of the test report should be addressed to AGC by agc01@agccert.com.

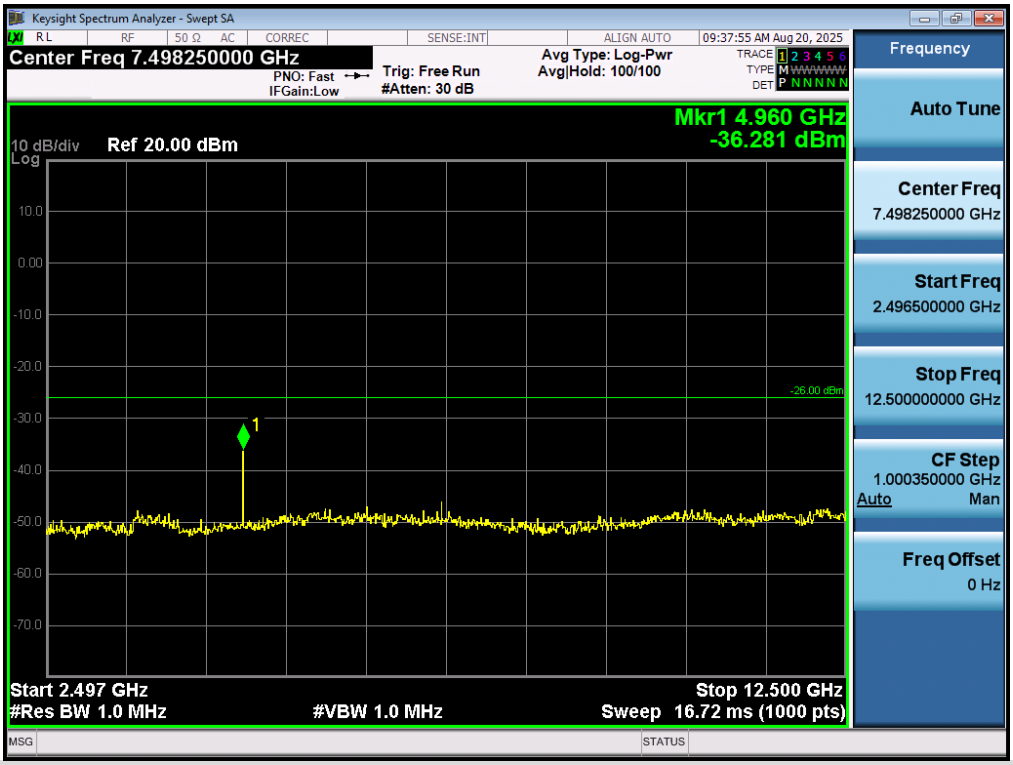

Test_Graph_BR_ANT1_2480_1Mbps_2496.5_12500MHz_HV

Test_Graph_BR_ANT1_2480_1Mbps_2496.5_12500MHz_LV

Any report having not been signed by authorized approver, or having been altered without authorization, or having not been stamped by the "Dedicated Testing/Inspection Stamp" is deemed to be invalid. Copying or excerpting portion of, or altering the content of the report is not permitted without the written authorization of AGC. The test results presented in the report apply only to the tested sample. Any objections to report issued by AGC should be submitted to AGC within 15days after the issuance of the test report. Further enquiry of validity or verification of the test report should be addressed to AGC by agc01@agccert.com.

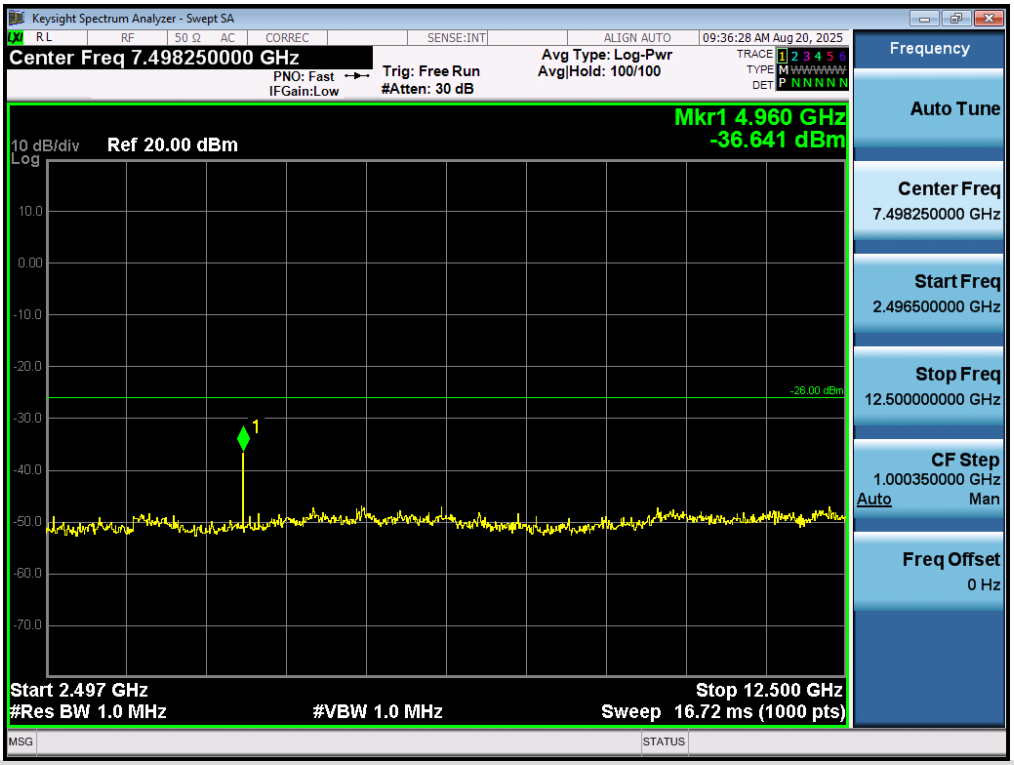

Test_Graph_BR_ANT1_2480_1Mbps_2496.5_12500MHz_NV

Any report having not been signed by authorized approver, or having been altered without authorization, or having not been stamped by the "Dedicated Testing/Inspection Stamp" is deemed to be invalid. Copying or excerpting portion of, or altering the content of the report is not permitted without the written authorization of AGC. The test results presented in the report apply only to the tested sample. Any objections to report issued by AGC should be submitted to AGC within 15days after the issuance of the test report. Further enquiry of validity or verification of the test report should be addressed to AGC by agc01@agccert.com.

5.4 Antenna Power Error Measurement

Test Limit

Test Item	Limits
Antenna Power	≦3mW/MHz (FH system from 2400 to 2483.5MHz)
	≦10mW/MHz(FH system from 2400 to 2427MHz) ≦10mW/MHz(FH system from 2470.75 to 2483.5MHz) ≦10mW/MHz(OFDM, DS 20MHz system)
	≦10mW (Others)
	≦5mW for OFDM (40 MHz system)
Antenna Power Error	+20% (Base on manufacturer declare antenna power density)

Test Procedure

1. The EUT is in normal hopping operation to all channels.
2. Connect the power meter to the RF output port of the EUT and measure the total power.
3. Calculate the antenna power by the total power, The formula is as follows:
   Total power / Spread bandwidth = Mean power in 1MHz = Antenna Power

Test Setup

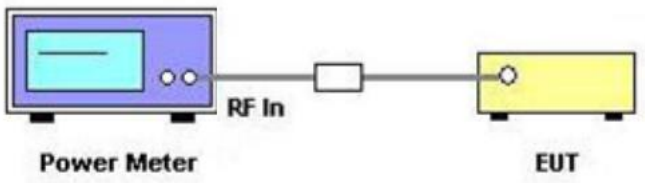

Test Result

Test Temperature	24.1℃	Relative Humidity	59 %
Test Pressure	101kPa	Test Engineer	Icey Huang
Testing Time	2025-08-20		

Test Data of Antenna Power for FH system								
Test Mode	Total power (mW)			Antenna Power (mW/MHz)			Limit (mW/MHz)	P/F
	NV	LV	HV	NV	LV	HV		
BR_HOP_1Mbps	0.324	0.324	0.324	0.005	0.005	0.005	3	Pass
EDR_HOP_2Mbps	0.288	0.286	0.282	0.004	0.004	0.004	3	Pass
EDR_HOP_3Mbps	0.288	0.296	0.292	0.004	0.004	0.004	3	Pass

Note: Antenna Power (mW/MHz) = Total power (mW)/Spreading Bandwidth (MHz).

Any report having not been signed by authorized approver, or having been altered without authorization, or having not been stamped by the "Dedicated Testing/Inspection Stamp" is deemed to be invalid. Copying or excerpting portion of, or altering the content of the report is not permitted without the written authorization of AGC. The test results presented in the report apply only to the tested sample. Any objections to report issued by AGC should be submitted to AGC within 15days after the issuance of the test report. Further enquiry of validity or verification of the test report should be addressed to AGC by agc01@agccert.com.

Test Data of Antenna Power Error for FH system						
Test Mode	Rated power (mW/MHz)	Antenna Power Error (%)			Limit (%)	P/F
		NV	LV	HV		
BR_HOP_1Mbps	0.006	-16.67	-16.67	-16.67	20	Pass
EDR_HOP_2Mbps	0.006	-33.33	-33.33	-33.33	20	Pass
EDR_HOP_3Mbps	0.006	-33.33	-33.33	-33.33	20	Pass

Any report having not been signed by authorized approver, or having been altered without authorization, or having not been stamped by the "Dedicated Testing/Inspection Stamp" is deemed to be invalid. Copying or excerpting portion of, or altering the content of the report is not permitted without the written authorization of AGC. The test results presented in the report apply only to the tested sample. Any objections to report issued by AGC should be submitted to AGC within 15days after the issuance of the test report. Further enquiry of validity or verification of the test report should be addressed to AGC by agc01@agccert.com.

5.5 EIRP Antenna Power Measurement

Test Limit

Test Item	Limits
EIRP Antenna Power	≦6.91dBm/MHz (FH system)
	≦12.14dBm/MHz (FH system from 2400 to 2427MHz)
	≦12.14dBm/MHz (FH system from 2470.75 to 2483.5MHz)
	≦12.14dBm (Others)
	≦9.13dBm/MHz (OFDM 40MHz system)

Test Procedure

1. The EUT is in normal hopping operation to all channels.
2. Connect the power meter to the RF output port of the EUT and measure the total power.
3. Calculate the antenna power by the total power, The formula is as follows:
   Total power / Spread bandwidth = Mean power in 1MHz = Antenna Power

Test Setup

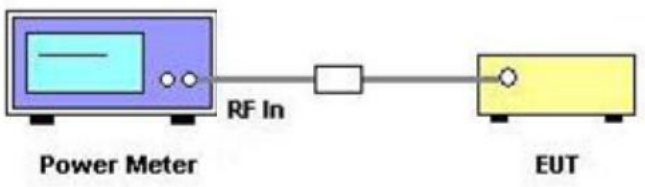

Any report having not been signed by authorized approver, or having been altered without authorization, or having not been stamped by the "Dedicated Testing/Inspection Stamp" is deemed to be invalid. Copying or excerpting portion of, or altering the content of the report is not permitted without the written authorization of AGC. The test results presented in the report apply only to the tested sample. Any objections to report issued by AGC should be submitted to AGC within 15days after the issuance of the test report. Further enquiry of validity or verification of the test report should be addressed to AGC by agc01@agccert.com.

Test Result

Test Temperature	24.1℃	Relative Humidity	59 %
Test Pressure	101kPa	Test Engineer	Icey Huang
Testing Time	2025-08-20		

Test Data of E.I.R.P. for FH system									
Test Mode	Antenna Power (dBm/MHz)			Antenna Gain (dBi)	E.I.R.P. (dBm/MHz)			Limit (dBm/MHz)	P/F
	NV	LV	HV		NV	LV	HV		
BR_HOP_1Mbps	-23.01	-23.01	-23.01	2.8	-20.21	-20.21	-20.21	6.91	Pass
EDR_HOP_2Mbps	-23.98	-23.98	-23.98	2.8	-21.18	-21.18	-21.18	6.91	Pass
EDR_HOP_3Mbps	-23.98	-23.98	-23.98	2.8	-21.18	-21.18	-21.18	6.91	Pass

Note: E.I.R.P. (dBm/MHz) = Antenna Power(dBm/MHz) + Antenna Gain (dBi).

Any report having not been signed by authorized approver, or having been altered without authorization, or having not been stamped by the "Dedicated Testing/Inspection Stamp" is deemed to be invalid. Copying or excerpting portion of, or altering the content of the report is not permitted without the written authorization of AGC. The test results presented in the report apply only to the tested sample. Any objections to report issued by AGC should be submitted to AGC within 15days after the issuance of the test report. Further enquiry of validity or verification of the test report should be addressed to AGC by agc01@agccert.com.

5.6 Secondary Radiated Emission Strength Measurement

Test Limit

Test Item	Limits
Secondary Radiated Emission Strength	≦4nW (f<1000MHz)
	≦20nW (1000MHz≦f)

Test Procedure

1. EUT have the continuous reception mode and fixed only one channelize.
2. Setting of SA is following as RB / VB: 100 kHz (below 1GHz emissions) / 1 MHz (above 1GHz emissions) /Sweep time: Auto / Sweep Mode: Continuous sweep / Detect mode: Positive peak / Trace mode: Max hold
3. SA set RB: 100kHz and VB: 100kHz. Then adjust to start frequency 30MHz and stop frequency 1000MHz. Search to mark peak reading value + cable loss shall be less than 4nW
4. SA set RB: 1MHz and VB: 1MHz. Then adjust to start frequency 1000MHz and stop frequency 12500MHz. Search to mark peak reading value + cable loss shall be less than 20nW
5. Any emissions identified during the sweeps exceeds 1/10 of applicable limit, shall be individually measured using RMS detector and compared to the limits
6. Convert from dBm to nW: $P(nW) = 1000000 * 10^{[P(dBm)/10]}$

Test Setup

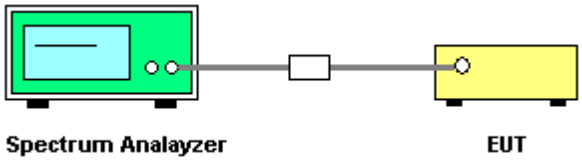

Any report having not been signed by authorized approver, or having been altered without authorization, or having not been stamped by the "Dedicated Testing/Inspection Stamp" is deemed to be invalid. Copying or excerpting portion of, or altering the content of the report is not permitted without the written authorization of AGC. The test results presented in the report apply only to the tested sample. Any objections to report issued by AGC should be submitted to AGC within 15days after the issuance of the test report. Further enquiry of validity or verification of the test report should be addressed to AGC by agc01@agccert.com.

Test Result

Test Temperature	24.1℃	Relative Humidity	59 %
Test Pressure	101kPa	Test Engineer	Icey Huang
Testing Time	2025-08-20		

Test Data of Secondary Radiated Emission Strength								
Voltage	Mode	Channel (MHz)	Frequency Range (MHz)	Frequency (MHz)	Result (dBm)	Result (nW)	Limit (nW)	P/F
NV	RX	2402	30~1000	993.2	-86.097	0.002	4	Pass
NV	RX	2402	1000~12500	1310.8	-75.302	0.029	20	Pass
LV	RX	2402	30~1000	993.2	-86.198	0.002	4	Pass
LV	RX	2402	1000~12500	1299.3	-75.394	0.029	20	Pass
HV	RX	2402	30~1000	993.2	-86.104	0.002	4	Pass
HV	RX	2402	1000~12500	1299.3	-75.886	0.026	20	Pass

Note: Only reflects the Bluetooth BR mode rate of 1Mbps as the worst mode data.

Any report having not been signed by authorized approver, or having been altered without authorization, or having not been stamped by the "Dedicated Testing/Inspection Stamp" is deemed to be invalid. Copying or excerpting portion of, or altering the content of the report is not permitted without the written authorization of AGC. The test results presented in the report apply only to the tested sample. Any objections to report issued by AGC should be submitted to AGC within 15days after the issuance of the test report. Further enquiry of validity or verification of the test report should be addressed to AGC by agc01@agccert.com.

Test Graphs of Secondary Radiated Emission Strength

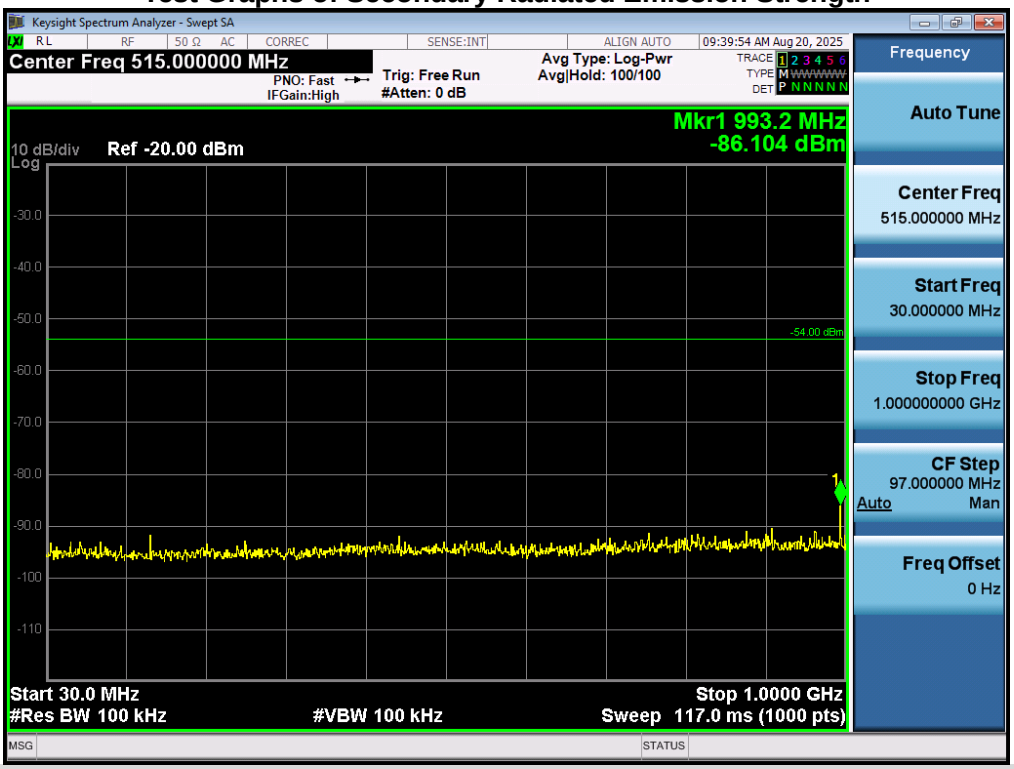

Test_Graph_RX_ANT1_2402_1Mbps_30_1000MHz_HV

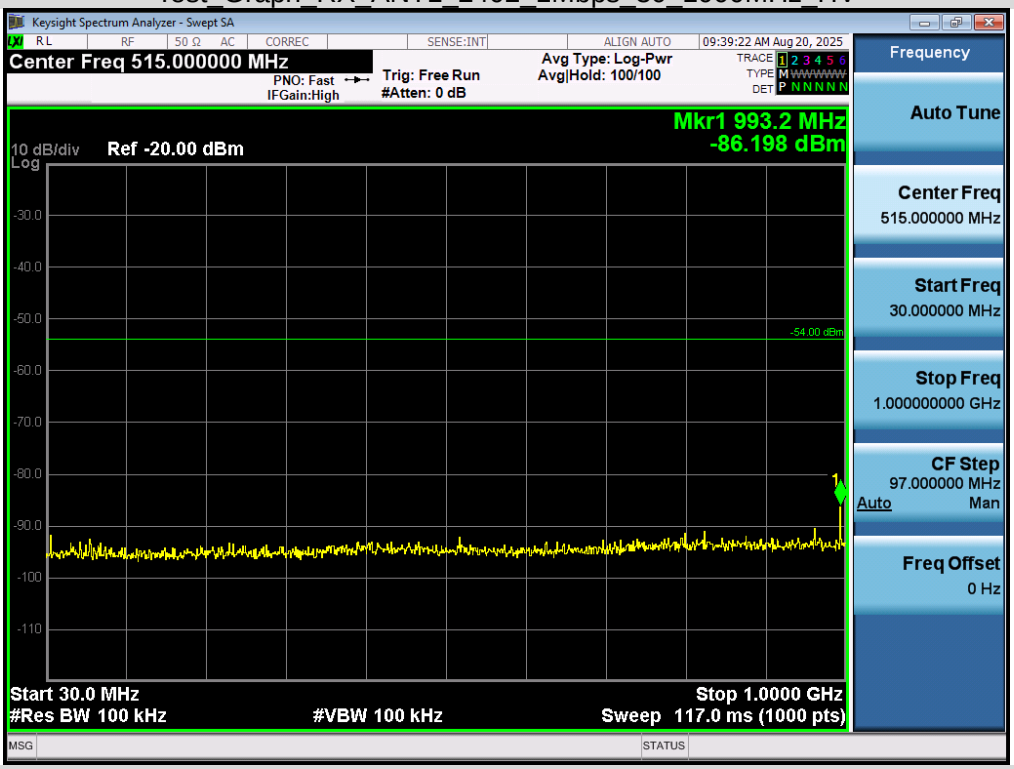

Test_Graph_RX_ANT1_2402_1Mbps_30_1000MHz_LV

Any report having not been signed by authorized approver, or having been altered without authorization, or having not been stamped by the "Dedicated Testing/Inspection Stamp" is deemed to be invalid. Copying or excerpting portion of, or altering the content of the report is not permitted without the written authorization of AGC. The test results presented in the report apply only to the tested sample. Any objections to report issued by AGC should be submitted to AGC within 15days after the issuance of the test report. Further enquiry of validity or verification of the test report should be addressed to AGC by agc01@agccert.com.

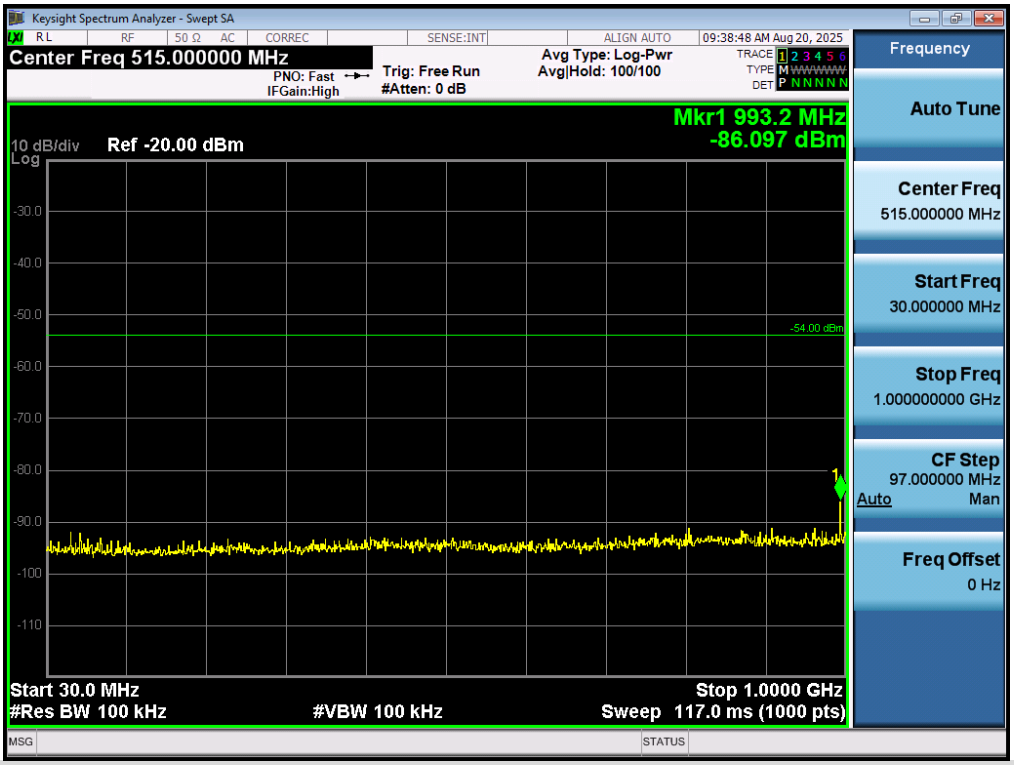

Test_Graph_RX_ANT1_2402_1Mbps_30_1000MHz_NV

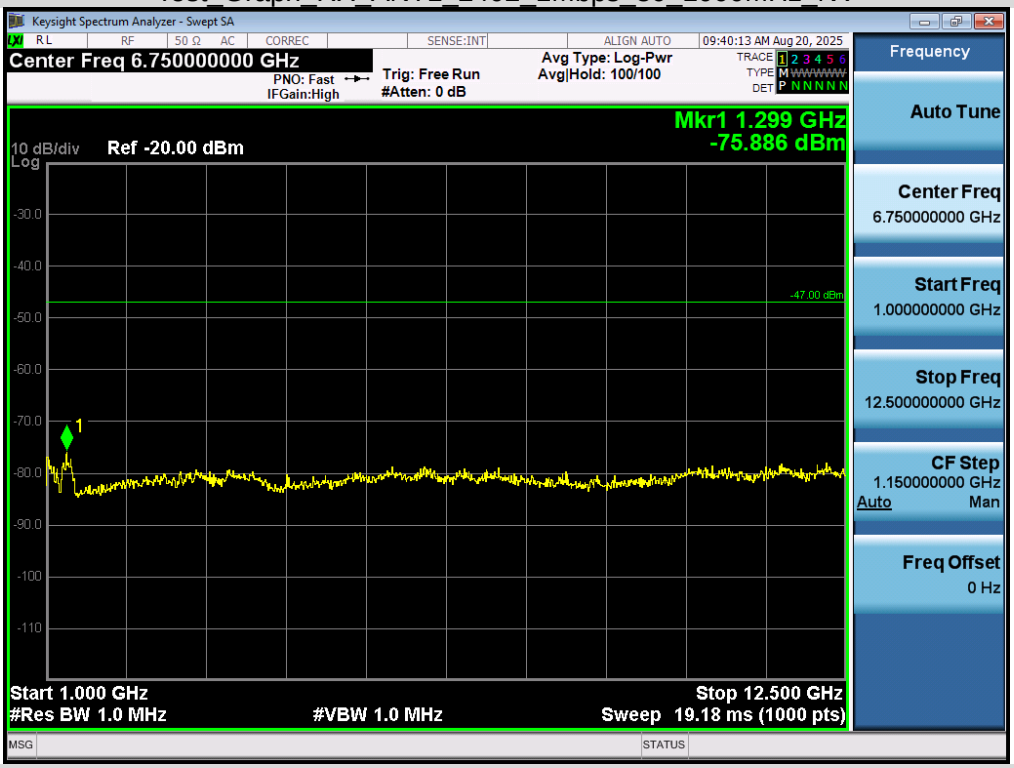

Test_Graph_RX_ANT1_2402_1Mbps_1000_12500MHz_HV

Any report having not been signed by authorized approver, or having been altered without authorization, or having not been stamped by the "Dedicated Testing/Inspection Stamp" is deemed to be invalid. Copying or excerpting portion of, or altering the content of the report is not permitted without the written authorization of AGC. The test results presented in the report apply only to the tested sample. Any objections to report issued by AGC should be submitted to AGC within 15days after the issuance of the test report. Further enquiry of validity or verification of the test report should be addressed to AGC by agc01@agccert.com.

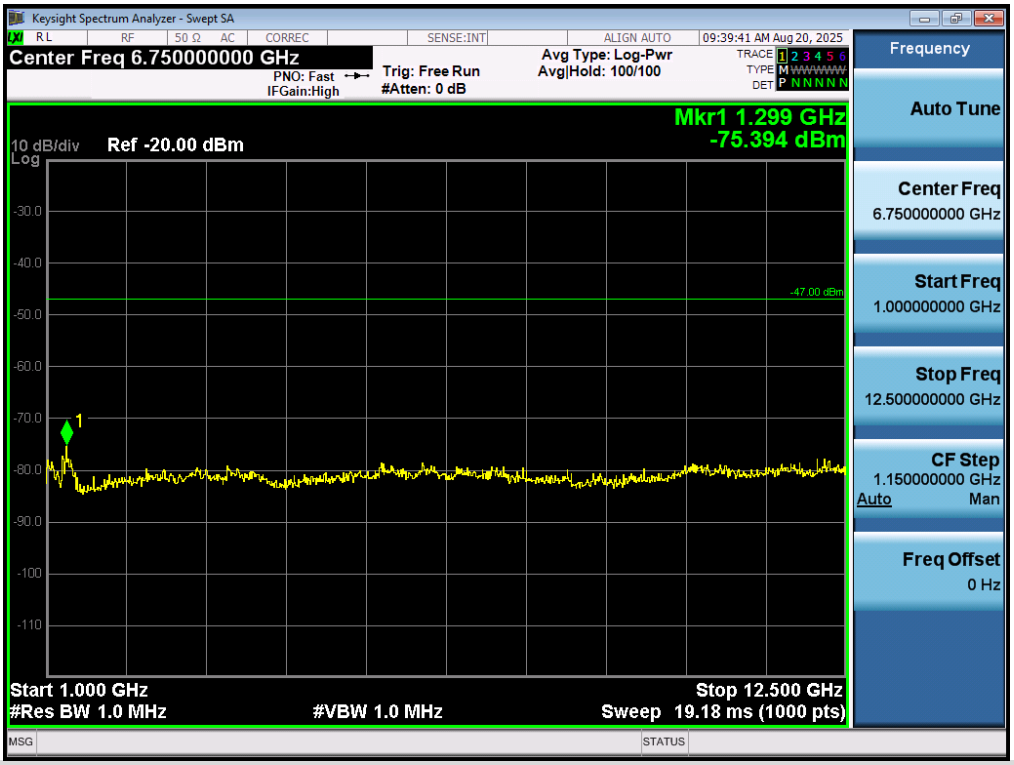

Test_Graph_RX_ANT1_2402_1Mbps_1000_12500MHz_LV

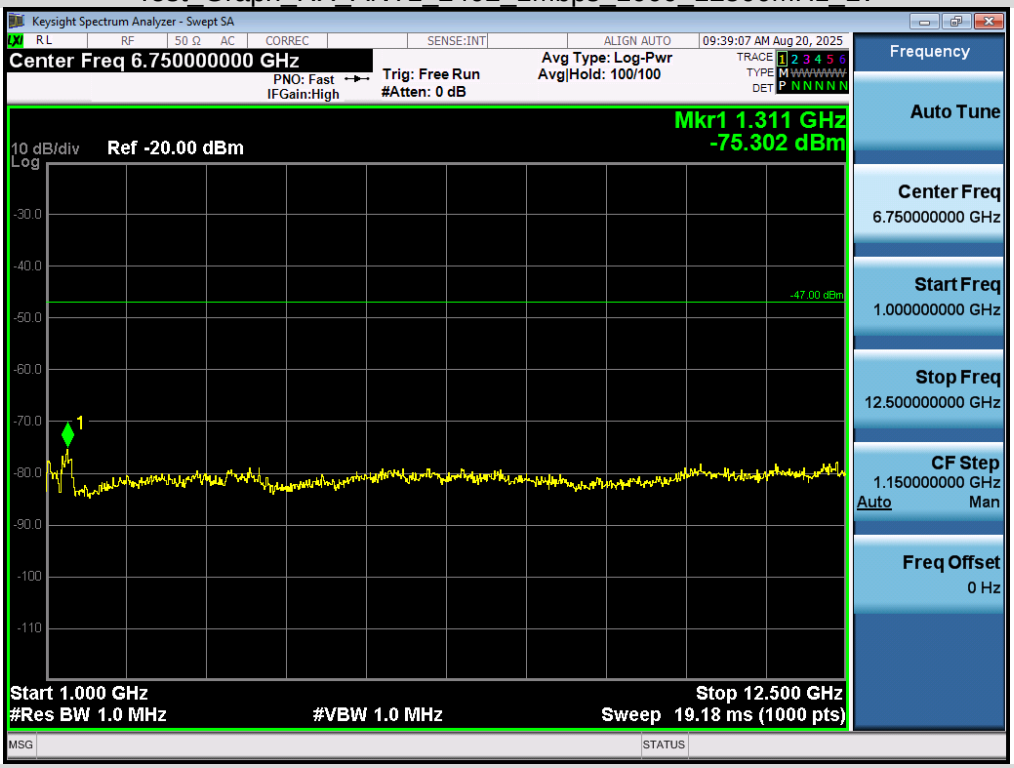

Test_Graph_RX_ANT1_2402_1Mbps_1000_12500MHz_NV

Any report having not been signed by authorized approver, or having been altered without authorization, or having not been stamped by the "Dedicated Testing/Inspection Stamp" is deemed to be invalid. Copying or excerpting portion of, or altering the content of the report is not permitted without the written authorization of AGC. The test results presented in the report apply only to the tested sample. Any objections to report issued by AGC should be submitted to AGC within 15days after the issuance of the test report. Further enquiry of validity or verification of the test report should be addressed to AGC by agc01@agccert.com.

5.7 Dwell Time Measurement

Test Limit

Test Item	Limits
Dwell Time	≦ 0.4 sec

Test Procedure

1. The transmitter output (antenna port) was connected to the spectrum analyzer.
2. Set the spectrum analyzer as follows:
   Center frequency: Measurement hopping frequency
   Sweep frequency width: 0 Hz
   Resolution bandwidth: About 1 MHz
   Video bandwidth: Approximately the same as the resolution bandwidth
   Sweep time: Hopping period
   Trigger condition: Video trigger
   Sweep mode: Single sweep
   Detection mode: Positive peak
3. Set the EUT for DH5, DH3 and DH1 packet transmitting.
4. Measure the maximum time duration of one single pulse.
5. Dwell time = [Spreading factor/79] x duty-cycle x 0.4 seconds (to be determined for each mode, DH1, DH3, DH5)
   - Duty-cycle = [on time/total time] x 100%
   - The measurement value of Spreading factor can be referred to Clause 5.2.

Test Setup

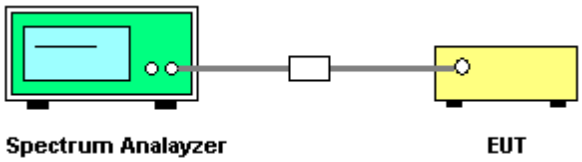

Any report having not been signed by authorized approver, or having been altered without authorization, or having not been stamped by the "Dedicated Testing/Inspection Stamp" is deemed to be invalid. Copying or excerpting portion of, or altering the content of the report is not permitted without the written authorization of AGC. The test results presented in the report apply only to the tested sample. Any objections to report issued by AGC should be submitted to AGC within 15days after the issuance of the test report. Further enquiry of validity or verification of the test report should be addressed to AGC by agc01@agccert.com.

Test Result

Test Temperature	24.1℃	Relative Humidity	59 %
Test Pressure	101kPa	Test Engineer	Icey Huang
Testing Time	2025-08-20		

Test Data of Dwell time					
Test Mode	Spreading factor	Duty cycle	Dwell Time (s)	Limits (s)	P/F
BR_2402_1Mbps	71.027	0.7757	0.2790	0.4	Pass
BR_2441_1Mbps	71.027	0.7755	0.2789	0.4	Pass
BR_2480_1Mbps	71.027	0.7755	0.2789	0.4	Pass

Note: The worst mode is recorded when the maximum packet size is DH5.

Any report having not been signed by authorized approver, or having been altered without authorization, or having not been stamped by the "Dedicated Testing/Inspection Stamp" is deemed to be invalid. Copying or excerpting portion of, or altering the content of the report is not permitted without the written authorization of AGC. The test results presented in the report apply only to the tested sample. Any objections to report issued by AGC should be submitted to AGC within 15days after the issuance of the test report. Further enquiry of validity or verification of the test report should be addressed to AGC by agc01@agccert.com.

Test Graphs of Dwell Time

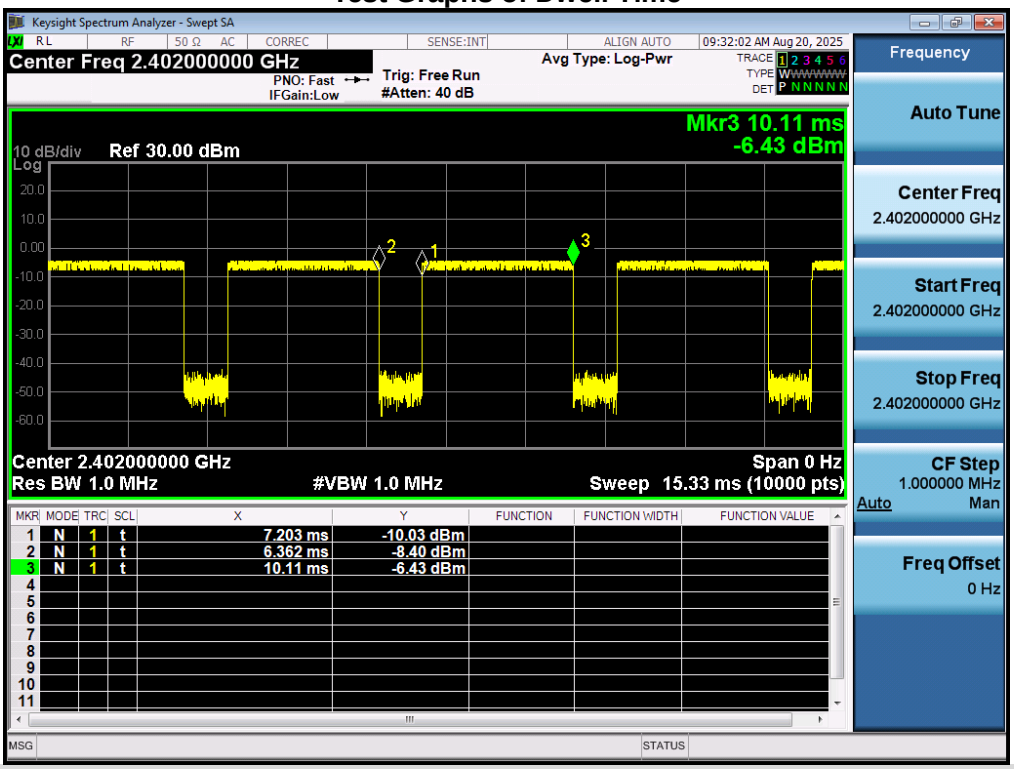

Test_Graph_BR_ANT1_2402_1Mbps_2402_DT

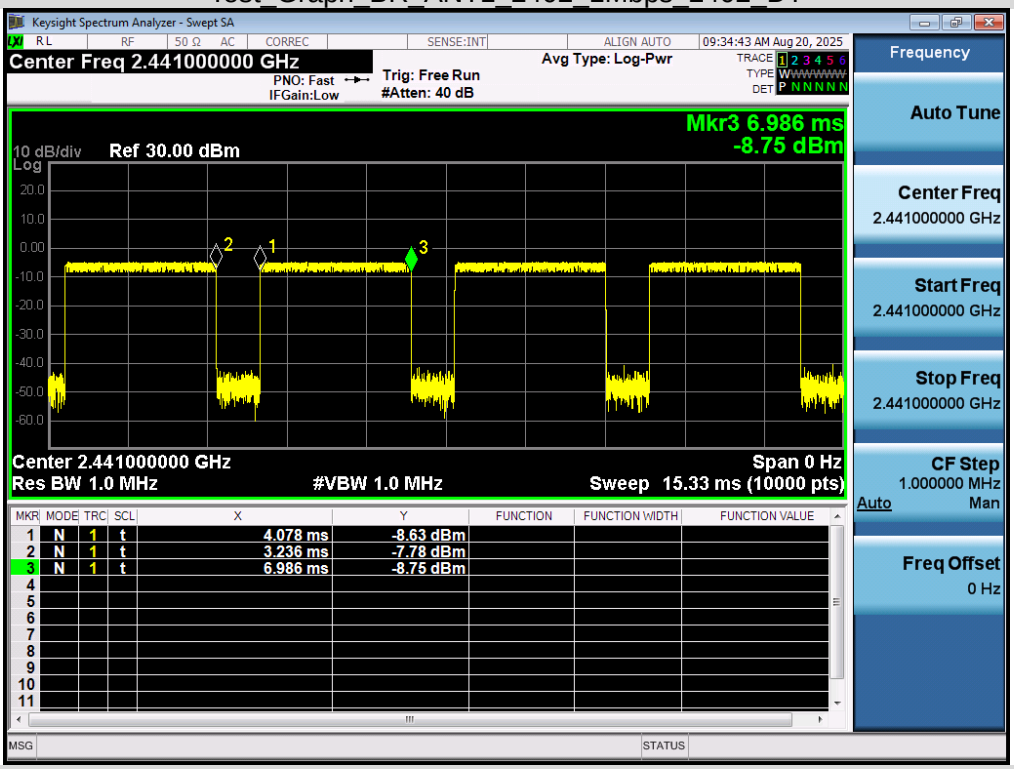

Test_Graph_BR_ANT1_2441_1Mbps_2441_DT

Any report having not been signed by authorized approver, or having been altered without authorization, or having not been stamped by the "Dedicated Testing/Inspection Stamp" is deemed to be invalid. Copying or excerpting portion of, or altering the content of the report is not permitted without the written authorization of AGC. The test results presented in the report apply only to the tested sample. Any objections to report issued by AGC should be submitted to AGC within 15days after the issuance of the test report. Further enquiry of validity or verification of the test report should be addressed to AGC by agc01@agccert.com.

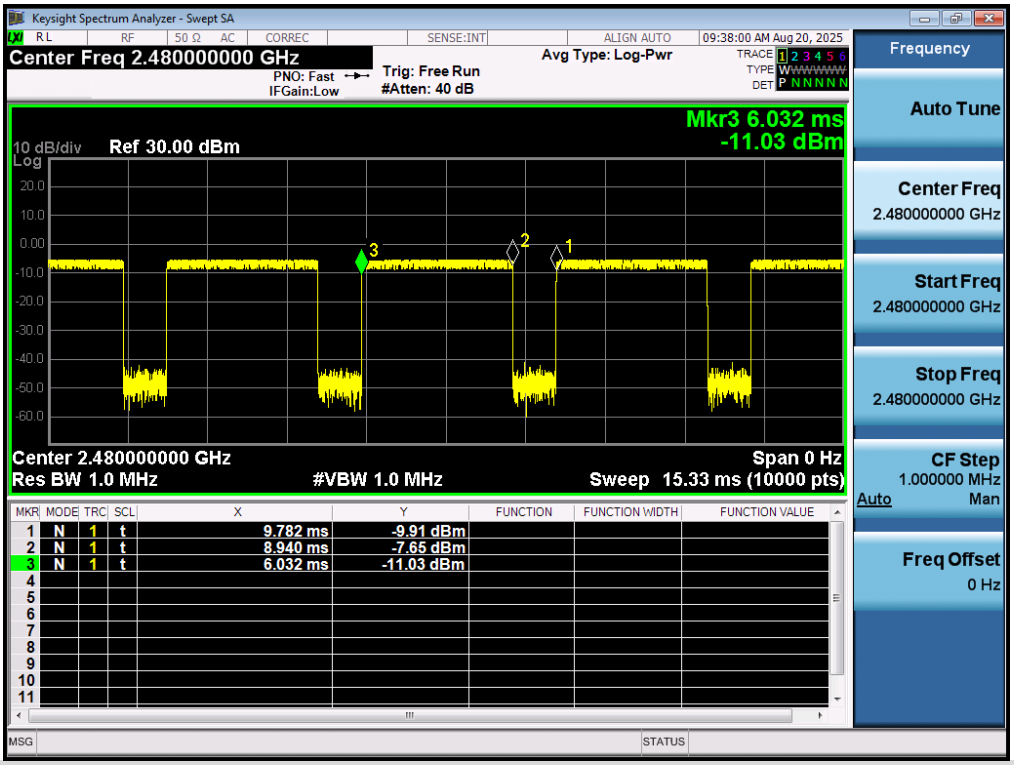

Test_Graph_BR_ANT1_2480_1Mbps_2480_DT

Any report having not been signed by authorized approver, or having been altered without authorization, or having not been stamped by the "Dedicated Testing/Inspection Stamp" is deemed to be invalid. Copying or excerpting portion of, or altering the content of the report is not permitted without the written authorization of AGC. The test results presented in the report apply only to the tested sample. Any objections to report issued by AGC should be submitted to AGC within 15days after the issuance of the test report. Further enquiry of validity or verification of the test report should be addressed to AGC by agc01@agccert.com.

5.8 Interference Prevention Function Measurement

Test Limit

Test Item	Limits
Identification Code	≧48 bits
MAC IP List	MAC Scan

Test Procedure

- In the case that the EUT has the function of automatically transmitting the identification code:
  a. Transmit the predetermined identification codes form EUT.
  b. Check the transmitted identification codes with the demodulator.
- In the case of receiving the identification code:
  a. Transmit the predetermined identification codes form the counterpart.
  b. Check if communication is normal.
  c. Transmit the signals other than predetermined ID codes form the counterpart.
  d. check if the EUT stops the transmission, or if it displays that identification codes are different from the predetermined ones.

Test Setup

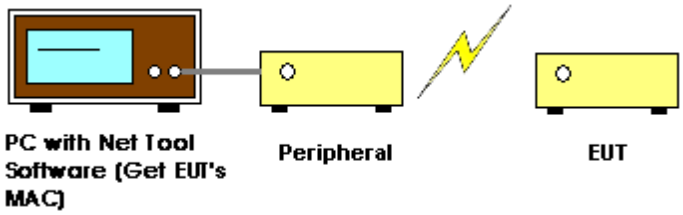

Test Result

Test Temperature	24.1℃	Relative Humidity	59 %
Test Pressure	101kPa	Test Engineer	Icey Huang
Testing Time	2025-08-20		

Test result of interference prevention function		
Item	MAC address	Test result
Identification code	41:42:FF:4C:83:50	Good

Any report having not been signed by authorized approver, or having been altered without authorization, or having not been stamped by the "Dedicated Testing/Inspection Stamp" is deemed to be invalid. Copying or excerpting portion of, or altering the content of the report is not permitted without the written authorization of AGC. The test results presented in the report apply only to the tested sample. Any objections to report issued by AGC should be submitted to AGC within 15days after the issuance of the test report. Further enquiry of validity or verification of the test report should be addressed to AGC by agc01@agccert.com.

5.9 Housing Requirements

Test Limit

The high-frequency section and modulation section (except for the antenna system) shall not be capable of being opened easily.

Confirmation Method

The RF and modulation portions are protected against illegal modification as following method:

Protected Method	Description
BT Module Package	BT Module Package of RF (AB5656C3) and Modulation (TX:26 MHz) portions is QFN type. (Chip pin number:20 /Chip pin angle spacing: 0.4mm)
Enclosure	The enclosure is sealed by ultrasonic welding and it cannot be opened easily. Otherwise, the device will be damaged.
User Manual	We will add some warning statements on the user manual to against illegal modification.

Any report having not been signed by authorized approver, or having been altered without authorization, or having not been stamped by the "Dedicated Testing/Inspection Stamp" is deemed to be invalid. Copying or excerpting portion of, or altering the content of the report is not permitted without the written authorization of AGC. The test results presented in the report apply only to the tested sample. Any objections to report issued by AGC should be submitted to AGC within 15days after the issuance of the test report. Further enquiry of validity or verification of the test report should be addressed to AGC by agc01@agccert.com.

Appendix I: Photographs of Test Setup

Refer to the Report No.: AGC00806250809AP01

Appendix II: Photographs of Test EUT

Refer to the Report No.: AGC00806250809AP02

Any report having not been signed by authorized approver, or having been altered without authorization, or having not been stamped by the "Dedicated Testing/Inspection Stamp" is deemed to be invalid. Copying or excerpting portion of, or altering the content of the report is not permitted without the written authorization of AGC. The test results presented in the report apply only to the tested sample. Any objections to report issued by AGC should be submitted to AGC within 15days after the issuance of the test report. Further enquiry of validity or verification of the test report should be addressed to AGC by agc01@agccert.com.

Conditions of Issuance of Test Reports

1. All samples and goods are accepted by the Attestation of Global Compliance (Shenzhen) Co., Ltd (the "Company") solely for testing and reporting in accordance with the following terms and conditions. The company provides its services on the basis that such terms and conditions constitute express agreement between the company and any person, firm or company requesting its services (the "Clients").
2. Any report issued by Company as a result of this application for testing services (the "Report") shall be issued in confidence to the Clients and the Report will be strictly treated as such by the Company. It may not be reproduced either in its entirety or in part and it may not be used for advertising or other unauthorized purposes without the written consent of the Company. The Clients to whom the Report is issued may, however, show or send it, or a certified copy thereof prepared by the Company to its customer, supplier or other persons directly concerned. The Company will not, without the consent of the Clients, enter into any discussion or correspondence with any third party concerning the contents of the Report, unless required by the relevant governmental authorities, laws or court orders.
3. The Company shall not be called or be liable to be called to give evidence or testimony on the Report in a court of law without its prior written consent, unless required by the relevant governmental authorities, laws or court orders.
4. In the event of the improper use of the report as determined by the Company, the Company reserves the right to withdraw it, and to adopt any other additional remedies which may be appropriate.
5. Samples submitted for testing are accepted on the understanding that the Report issued cannot form the basis of, or be the instrument for, any legal action against the Company.
6. The Company will not be liable for or accept responsibility for any loss or damage however arising from the use of information contained in any of its Reports or in any communication whatsoever about its said tests or investigations.
7. Clients wishing to use the Report in court proceedings or arbitration shall inform the Company to that effect prior to submitting the sample for testing.
8. The Company is not responsible for recalling the electronic version of the original report when any revision is made to them. The Client assumes the responsibility to providing the revised version to any interested party who uses them.
9. Subject to the variable length of retention time for test data and report stored hereinto as otherwise specifically required by individual accreditation authorities, the Company will only keep the supporting test data and information of the test report for a period of six years. The data and information will be disposed of after the aforementioned retention period has elapsed. Under no circumstances shall we provide any data and information which has been disposed of after retention period. Under no circumstances shall we be liable for damage of any kind, including (but not limited to) compensatory damages, lost profits, lost data, or any form of special, incidental, indirect, consequential or punitive damages of any kind, whether based on breach of contract of warranty, tort (including negligence), product liability or otherwise, even if we are informed in advance of the possibility of such damages.

-----End of Report-----

Any report having not been signed by authorized approver, or having been altered without authorization, or having not been stamped by the "Dedicated Testing/Inspection Stamp" is deemed to be invalid. Copying or excerpting portion of, or altering the content of the report is not permitted without the written authorization of AGC. The test results presented in the report apply only to the tested sample. Any objections to report issued by AGC should be submitted to AGC within 15days after the issuance of the test report. Further enquiry of validity or verification of the test report should be addressed to AGC by agc01@agccert.com.