802.11g_Nss1,(6Mbps)_2TX

2457MHz_TX

24/01/2020

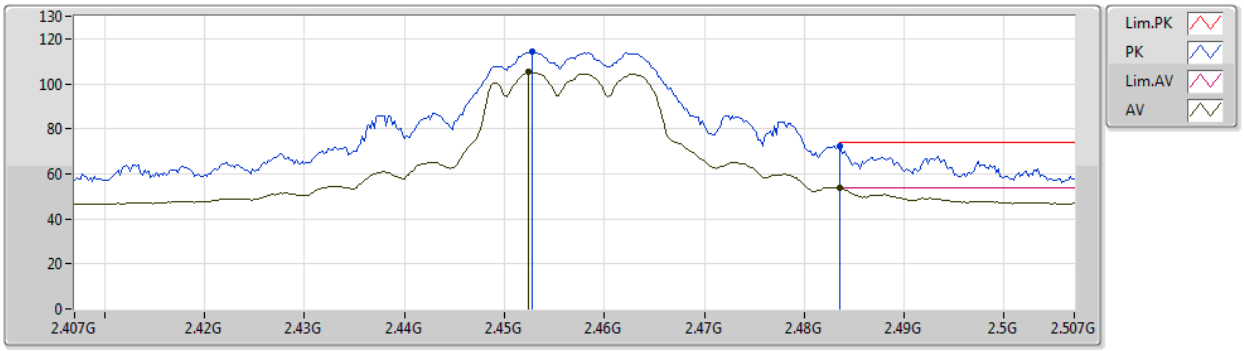

Type	Freq	Level	Limit	Margin	Factor	Dist	Condition	Azimuth	Height	Comment	Raw	AF	CL	PA
	(Hz)	(dBuV/m)	(dBuV/m)	(dB)	(dB)	(m)		(°)	(m)		(dBuV)	(dB)	(dB)	(dB)
AV	2.4524G	105.12	Inf	-Inf	32.35	3	Horizontal	349	1.19	-	72.77	27.56	4.79	-
AV	2.4835G	53.71	54.00	-0.29	32.48	3	Horizontal	349	1.19	-	21.23	27.65	4.83	-
PK	2.4528G	114.29	Inf	-Inf	32.35	3	Horizontal	349	1.19	-	81.94	27.56	4.79	-
PK	2.4835G	72.12	74.00	-1.88	32.48	3	Horizontal	349	1.19	-	39.64	27.65	4.83	-

802.11g_Nss1,(6Mbps)_2TX

2462MHz_TX

24/01/2020

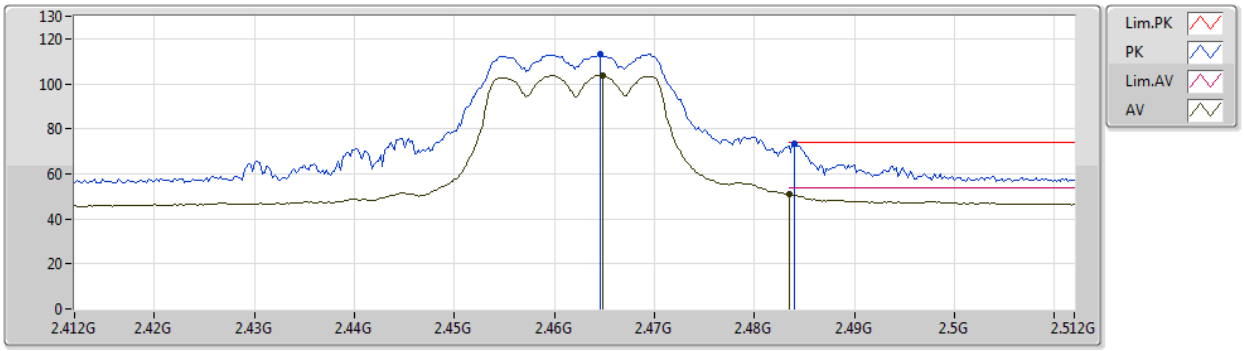

Type	Freq	Level	Limit	Margin	Factor	Dist	Condition	Azimuth	Height	Comment	Raw	AF	CL	PA
	(Hz)	(dBuV/m)	(dBuV/m)	(dB)	(dB)	(m)		(°)	(m)		(dBuV)	(dB)	(dB)	(dB)
AV	2.4648G	103.82	Inf	-Inf	32.40	3	Vertical	360	1.85	-	71.42	27.59	4.81	-
AV	2.4835G	51.15	54.00	-2.85	32.48	3	Vertical	360	1.85	-	18.67	27.65	4.83	-
PK	2.4646G	113.13	Inf	-Inf	32.40	3	Vertical	360	1.85	-	80.73	27.59	4.81	-
PK	2.484G	73.58	74.00	-0.42	32.48	3	Vertical	360	1.85	-	41.10	27.65	4.83	-

802.11g_Nss1,(6Mbps)_2TX

2462MHz_TX

24/01/2020

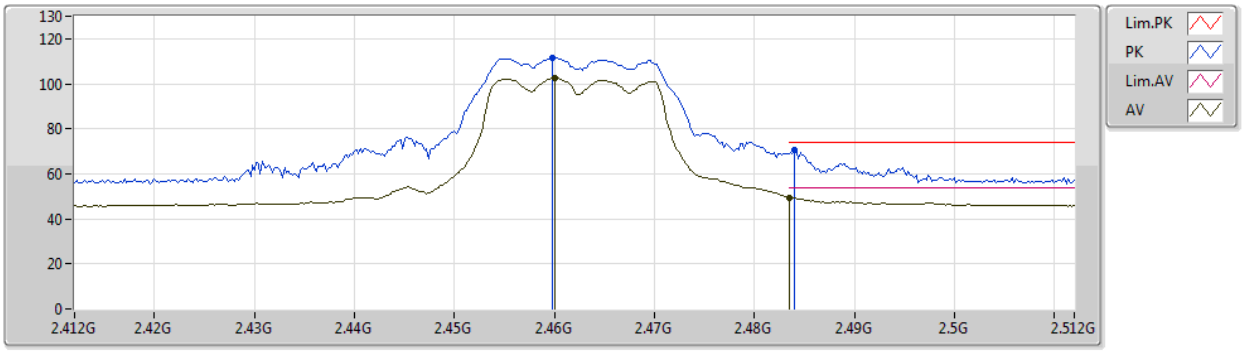

Type	Freq	Level	Limit	Margin	Factor	Dist	Condition	Azimuth	Height	Comment	Raw	AF	CL	PA
	(Hz)	(dBuV/m)	(dBuV/m)	(dB)	(dB)	(m)		(°)	(m)		(dBuV)	(dB)	(dB)	(dB)
AV	2.46G	102.40	Inf	-Inf	32.38	3	Horizontal	334	1.02	-	70.02	27.58	4.80	-
AV	2.4835G	49.47	54.00	-4.53	32.48	3	Horizontal	334	1.02	-	16.99	27.65	4.83	-
PK	2.4598G	111.57	Inf	-Inf	32.38	3	Horizontal	334	1.02	-	79.19	27.58	4.80	-
PK	2.484G	70.38	74.00	-3.62	32.48	3	Horizontal	334	1.02	-	37.90	27.65	4.83	-

802.11g_Nss1,(6Mbps)_2TX

2462MHz_TX

24/01/2020

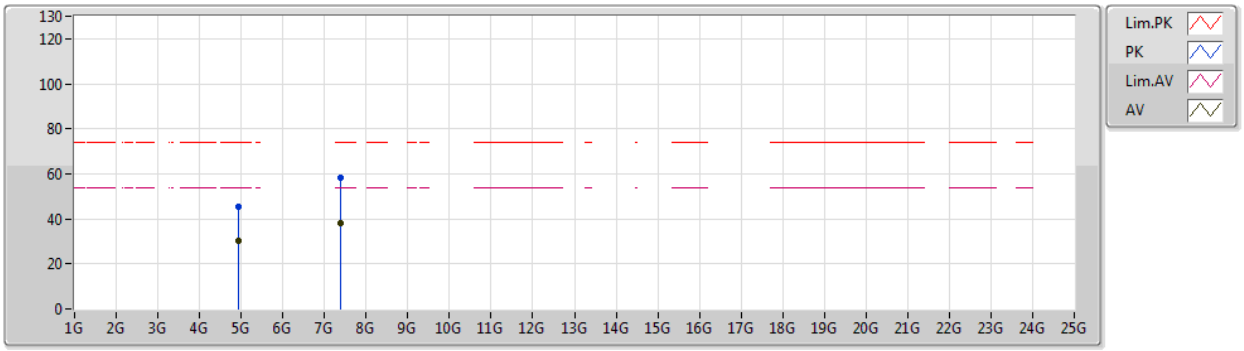

Type	Freq	Level	Limit	Margin	Factor	Dist	Condition	Azimuth	Height	Comment	Raw	AF	CL	PA
	(Hz)	(dBuV/m)	(dBuV/m)	(dB)	(dB)	(m)		(°)	(m)		(dBuV)	(dB)	(dB)	(dB)
AV	4.92214G	30.40	54.00	-23.60	4.53	3	Vertical	357	1.47	-	25.87	31.56	6.82	33.85
AV	7.38568G	38.16	54.00	-15.84	10.74	3	Vertical	26	1.48	-	27.42	36.20	8.65	34.11
PK	4.9218G	45.59	74.00	-28.41	4.53	3	Vertical	357	1.47	-	41.06	31.56	6.82	33.85
PK	7.38536G	58.35	74.00	-15.65	10.74	3	Vertical	26	1.48	-	47.61	36.20	8.65	34.11

802.11g_Nss1,(6Mbps)_2TX

2462MHz_TX

24/01/2020

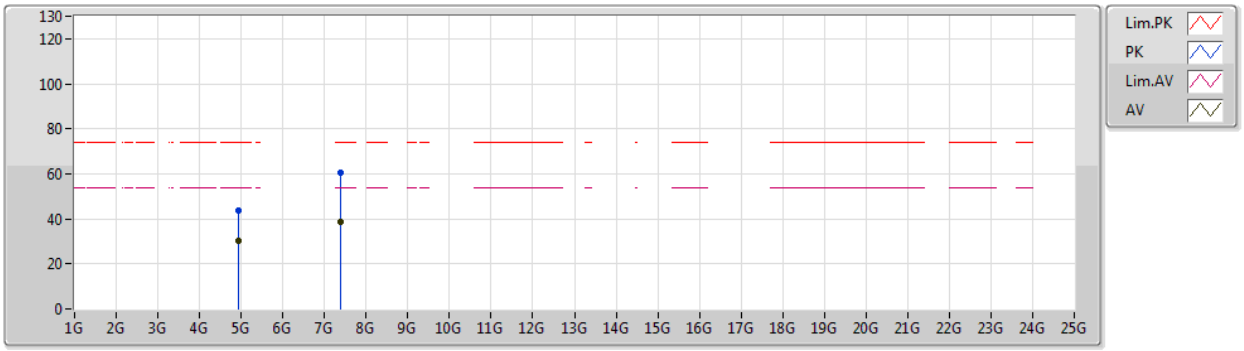

Type	Freq	Level	Limit	Margin	Factor	Dist	Condition	Azimuth	Height	Comment	Raw	AF	CL	PA
	(Hz)	(dBuV/m)	(dBuV/m)	(dB)	(dB)	(m)		(°)	(m)		(dBuV)	(dB)	(dB)	(dB)
AV	4.92426G	30.23	54.00	-23.77	4.53	3	Horizontal	77	1.50	-	25.70	31.56	6.82	33.85
AV	7.387G	38.93	54.00	-15.07	10.75	3	Horizontal	253	1.50	-	28.18	36.21	8.65	34.11
PK	4.9241G	43.85	74.00	-30.15	4.53	3	Horizontal	77	1.50	-	39.32	31.56	6.82	33.85
PK	7.3871G	60.27	74.00	-13.73	10.75	3	Horizontal	253	1.50	-	49.52	36.21	8.65	34.11

802.11ax HEW20_Nss2,(MCS0)_2TX

2412MHz_TX

24/01/2020

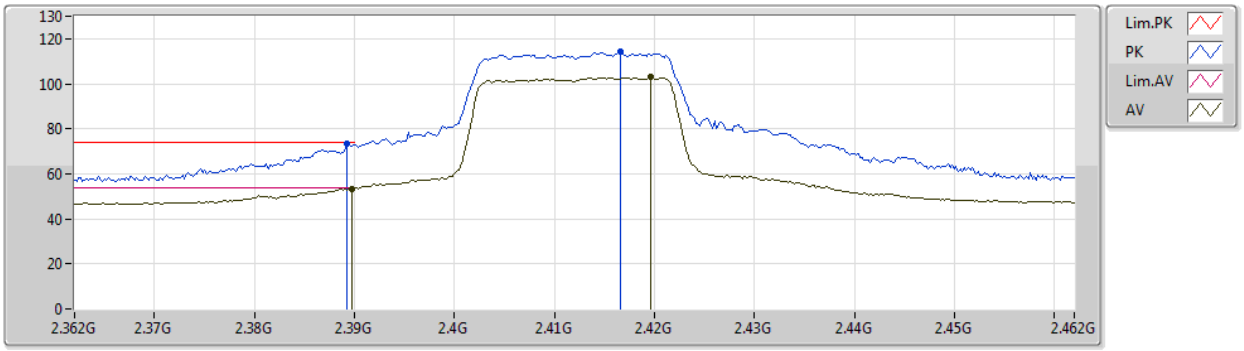

Type	Freq	Level	Limit	Margin	Factor	Dist	Condition	Azimuth	Height	Comment	Raw	AF	CL	PA
	(Hz)	(dBuV/m)	(dBuV/m)	(dB)	(dB)	(m)		(°)	(m)		(dBuV)	(dB)	(dB)	(dB)
AV	2.3898G	53.32	54.00	-0.68	32.09	3	Vertical	0	1.97	-	21.23	27.37	4.72	-
AV	2.4196G	102.85	Inf	-Inf	32.21	3	Vertical	0	1.97	-	70.64	27.46	4.75	-
PK	2.3892G	73.66	74.00	-0.34	32.09	3	Vertical	0	1.97	-	41.57	27.37	4.72	-
PK	2.4166G	114.08	Inf	-Inf	32.20	3	Vertical	0	1.97	-	81.88	27.45	4.75	-

802.11ax HEW20_Nss2,(MCS0)_2TX

2412MHz_TX

24/01/2020

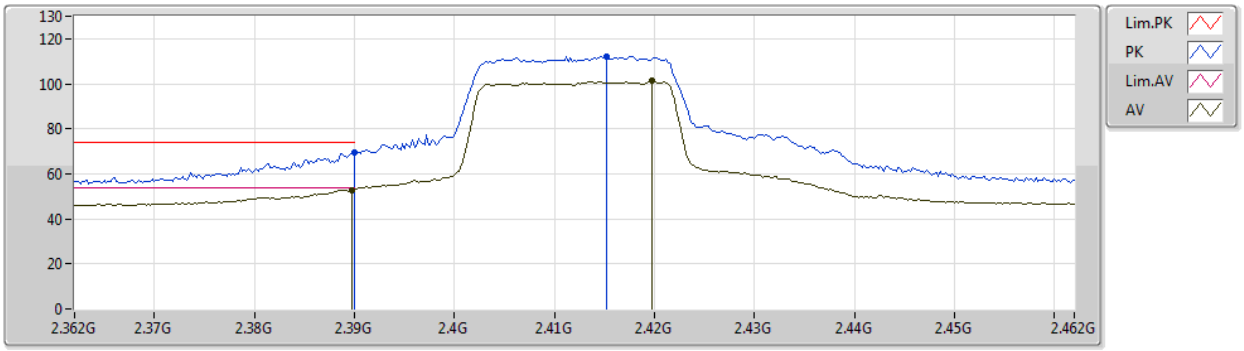

Type	Freq	Level	Limit	Margin	Factor	Dist	Condition	Azimuth	Height	Comment	Raw	AF	CL	PA
	(Hz)	(dBuV/m)	(dBuV/m)	(dB)	(dB)	(m)		(°)	(m)		(dBuV)	(dB)	(dB)	(dB)
AV	2.3898G	52.72	54.00	-1.28	32.09	3	Horizontal	360	1.76	-	20.63	27.37	4.72	-
AV	2.4198G	101.18	Inf	-Inf	32.21	3	Horizontal	360	1.76	-	68.97	27.46	4.75	-
PK	2.39G	69.72	74.00	-4.28	32.09	3	Horizontal	360	1.76	-	37.63	27.37	4.72	-
PK	2.4152G	112.12	Inf	-Inf	32.20	3	Horizontal	360	1.76	-	79.92	27.45	4.75	-

802.11ax HEW20_Nss2,(MCS0)_2TX

2412MHz_TX

24/01/2020

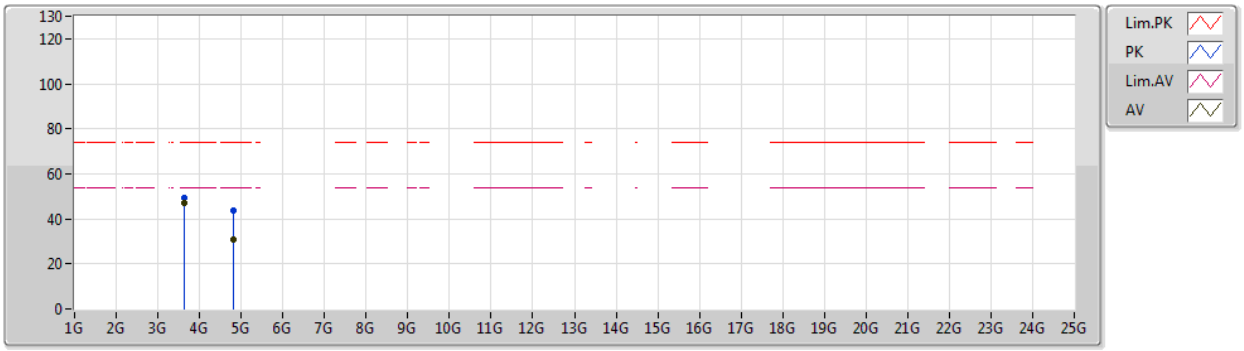

Type	Freq	Level	Limit	Margin	Factor	Dist	Condition	Azimuth	Height	Comment	Raw	AF	CL	PA
	(Hz)	(dBuV/m)	(dBuV/m)	(dB)	(dB)	(m)		(°)	(m)		(dBuV)	(dB)	(dB)	(dB)
AV	3.61805G	46.82	54.00	-7.18	0.84	3	Vertical	12	1.62	-	45.98	29.01	5.93	34.10
AV	4.8267G	31.04	54.00	-22.96	4.28	3	Vertical	165	1.01	-	26.76	31.39	6.79	33.90
PK	3.618G	49.26	74.00	-24.74	0.84	3	Vertical	12	1.62	-	48.42	29.01	5.93	34.10
PK	4.82766G	43.72	74.00	-30.28	4.28	3	Vertical	165	1.01	-	39.44	31.39	6.79	33.90

802.11ax HEW20_Nss2,(MCS0)_2TX

2412MHz_TX

24/01/2020

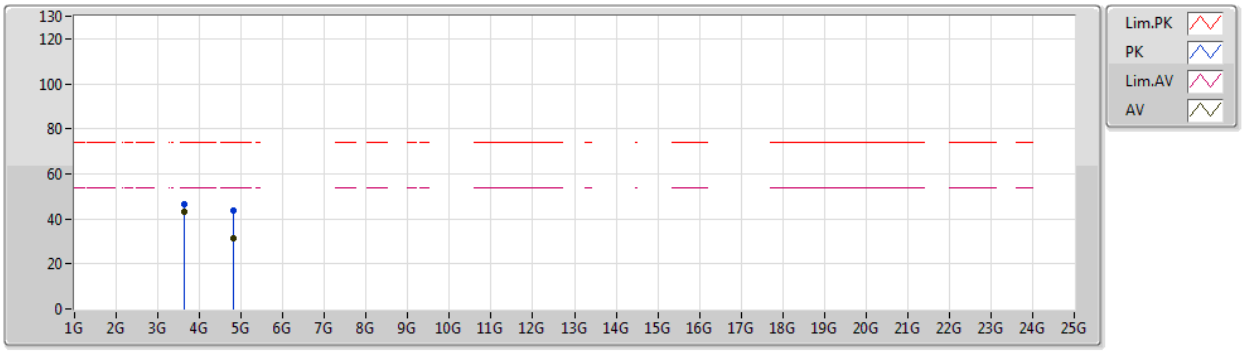

Type	Freq	Level	Limit	Margin	Factor	Dist	Condition	Azimuth	Height	Comment	Raw	AF	CL	PA
	(Hz)	(dBuV/m)	(dBuV/m)	(dB)	(dB)	(m)		(°)	(m)		(dBuV)	(dB)	(dB)	(dB)
AV	3.61801G	42.88	54.00	-11.12	0.84	3	Horizontal	284	1.08	-	42.04	29.01	5.93	34.10
AV	4.82762G	31.10	54.00	-22.90	4.28	3	Horizontal	53	1.36	-	26.82	31.39	6.79	33.90
PK	3.61805G	46.30	74.00	-27.70	0.84	3	Horizontal	284	1.08	-	45.46	29.01	5.93	34.10
PK	4.82572G	43.77	74.00	-30.23	4.28	3	Horizontal	53	1.36	-	39.49	31.39	6.79	33.90

802.11ax HEW20_Nss2,(MCS0)_2TX

2417MHz_TX

24/01/2020

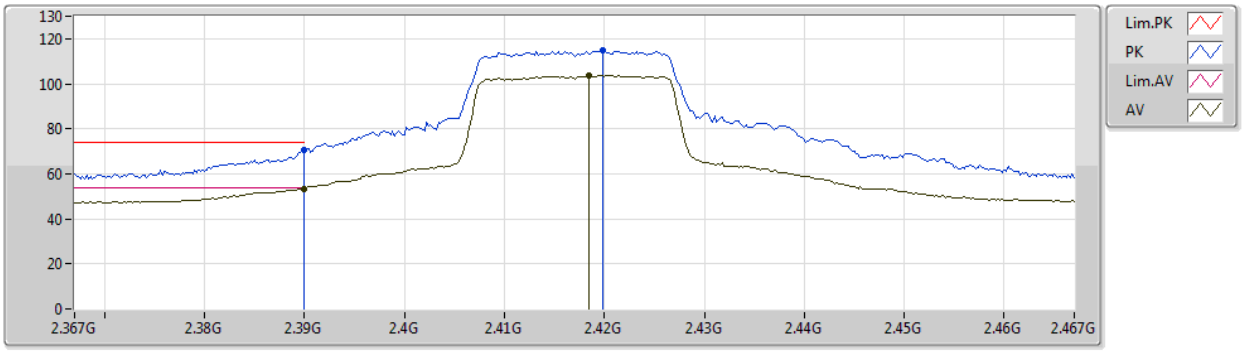

Type	Freq	Level	Limit	Margin	Factor	Dist	Condition	Azimuth	Height	Comment	Raw	AF	CL	PA
	(Hz)	(dBuV/m)	(dBuV/m)	(dB)	(dB)	(m)		(°)	(m)		(dBuV)	(dB)	(dB)	(dB)
AV	2.39G	53.21	54.00	-0.79	32.09	3	Vertical	0	1.98	-	21.12	27.37	4.72	-
AV	2.4184G	103.61	Inf	-Inf	32.21	3	Vertical	0	1.98	-	71.40	27.46	4.75	-
PK	2.39G	70.57	74.00	-3.43	32.09	3	Vertical	0	1.98	-	38.48	27.37	4.72	-
PK	2.4198G	114.70	Inf	-Inf	32.21	3	Vertical	0	1.98	-	82.49	27.46	4.75	-

802.11ax HEW20_Nss2,(MCS0)_2TX

2417MHz_TX

24/01/2020

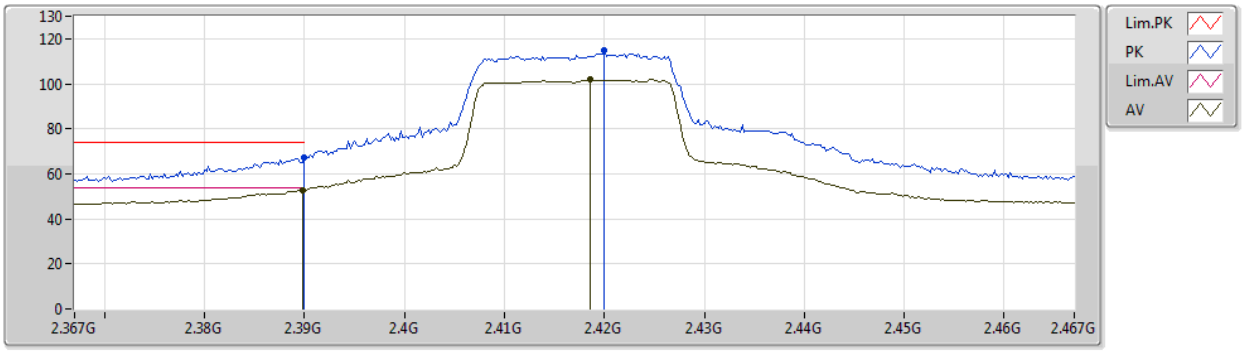

Type	Freq	Level	Limit	Margin	Factor	Dist	Condition	Azimuth	Height	Comment	Raw	AF	CL	PA
	(Hz)	(dBuV/m)	(dBuV/m)	(dB)	(dB)	(m)		(°)	(m)		(dBuV)	(dB)	(dB)	(dB)
AV	2.3898G	52.90	54.00	-1.10	32.09	3	Horizontal	352	1.44	-	20.81	27.37	4.72	-
AV	2.4186G	102.09	Inf	-Inf	32.21	3	Horizontal	352	1.44	-	69.88	27.46	4.75	-
PK	2.39G	67.25	74.00	-6.75	32.09	3	Horizontal	352	1.44	-	35.16	27.37	4.72	-
PK	2.42G	114.87	Inf	-Inf	32.21	3	Horizontal	352	1.44	-	82.66	27.46	4.75	-

802.11ax HEW20_Nss2,(MCS0)_2TX

2437MHz_TX

24/01/2020

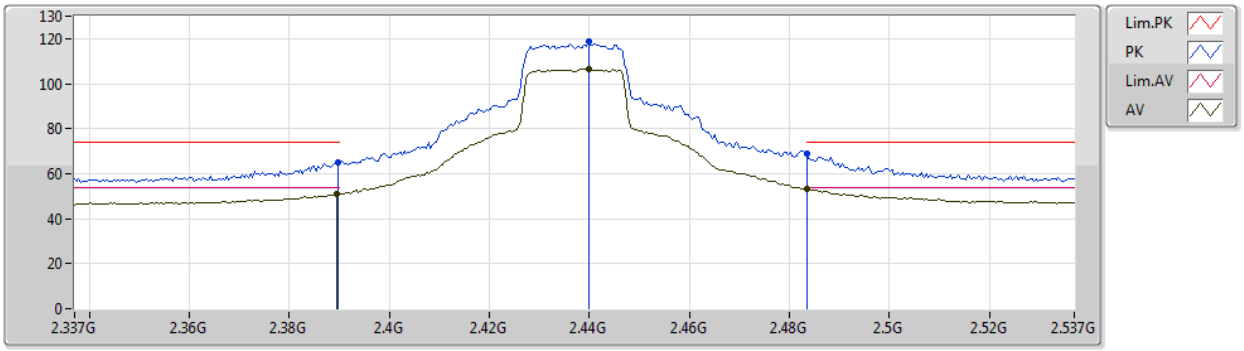

Type	Freq	Level	Limit	Margin	Factor	Dist	Condition	Azimuth	Height	Comment	Raw	AF	CL	PA
	(Hz)	(dBuV/m)	(dBuV/m)	(dB)	(dB)	(m)		(°)	(m)		(dBuV)	(dB)	(dB)	(dB)
AV	2.3894G	50.90	54.00	-3.10	32.09	3	Vertical	352	1.48	-	18.81	27.37	4.72	-
AV	2.4398G	106.58	Inf	-Inf	32.30	3	Vertical	352	1.48	-	74.28	27.52	4.78	-
AV	2.4835G	53.36	54.00	-0.64	32.48	3	Vertical	352	1.48	-	20.88	27.65	4.83	-
PK	2.3898G	64.77	74.00	-9.23	32.09	3	Vertical	352	1.48	-	32.68	27.37	4.72	-
PK	2.4398G	118.77	Inf	-Inf	32.30	3	Vertical	352	1.48	-	86.47	27.52	4.78	-
PK	2.4835G	68.92	74.00	-5.08	32.48	3	Vertical	352	1.48	-	36.44	27.65	4.83	-

802.11ax HEW20_Nss2,(MCS0)_2TX

2437MHz_TX

24/01/2020

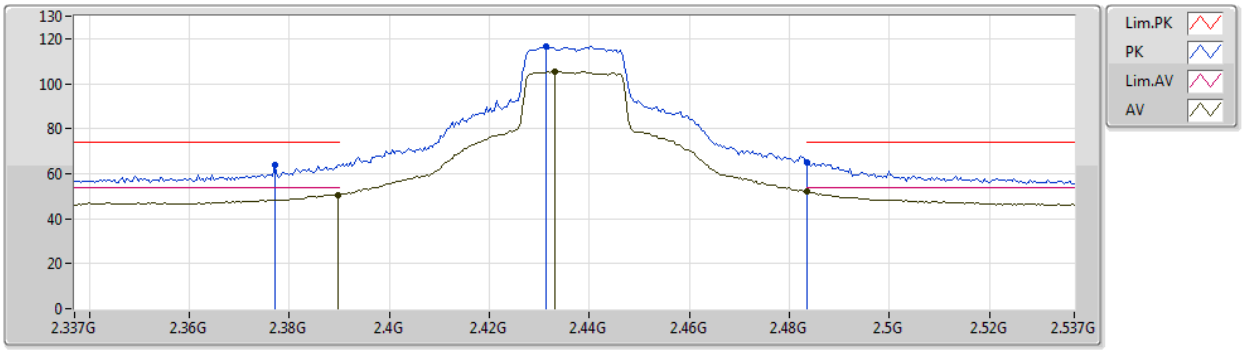

Type	Freq	Level	Limit	Margin	Factor	Dist	Condition	Azimuth	Height	Comment	Raw	AF	CL	PA
	(Hz)	(dBuV/m)	(dBuV/m)	(dB)	(dB)	(m)		(°)	(m)		(dBuV)	(dB)	(dB)	(dB)
AV	2.3898G	50.71	54.00	-3.29	32.09	3	Horizontal	354	1.28	-	18.62	27.37	4.72	-
AV	2.433G	105.51	Inf	-Inf	32.27	3	Horizontal	354	1.28	-	73.24	27.50	4.77	-
AV	2.4835G	52.08	54.00	-1.92	32.48	3	Horizontal	354	1.28	-	19.60	27.65	4.83	-
PK	2.377G	64.15	74.00	-9.85	32.03	3	Horizontal	354	1.28	-	32.12	27.33	4.70	-
PK	2.4314G	116.52	Inf	-Inf	32.26	3	Horizontal	354	1.28	-	84.26	27.49	4.77	-
PK	2.4835G	65.12	74.00	-8.88	32.48	3	Horizontal	354	1.28	-	32.64	27.65	4.83	-

802.11ax HEW20_Nss2,(MCS0)_2TX

2437MHz_TX

24/01/2020

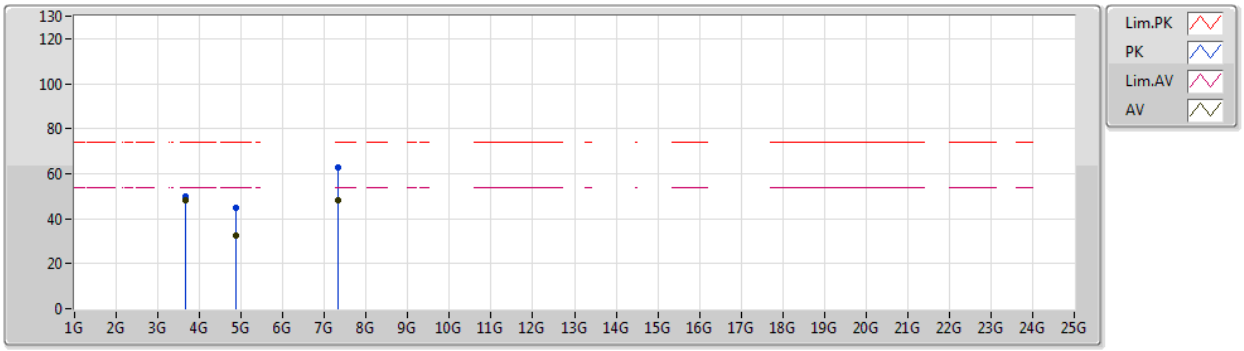

Type	Freq	Level	Limit	Margin	Factor	Dist	Condition	Azimuth	Height	Comment	Raw	AF	CL	PA
	(Hz)	(dBuV/m)	(dBuV/m)	(dB)	(dB)	(m)		(°)	(m)		(dBuV)	(dB)	(dB)	(dB)
AV	3.65549G	47.94	54.00	-6.06	1.01	3	Vertical	14	1.91	-	46.93	29.08	6.02	34.09
AV	4.87326G	32.53	54.00	-21.47	4.41	3	Vertical	83	1.85	-	28.12	31.47	6.81	33.87
AV	7.31132G	48.07	54.00	-5.93	10.51	3	Vertical	21	1.81	-	37.56	36.01	8.61	34.11
PK	3.65547G	49.95	74.00	-24.05	1.01	3	Vertical	14	1.91	-	48.94	29.08	6.02	34.09
PK	4.87502G	44.99	74.00	-29.01	4.42	3	Vertical	83	1.85	-	40.57	31.48	6.81	33.87
PK	7.31502G	62.73	74.00	-11.27	10.52	3	Vertical	21	1.81	-	52.21	36.02	8.61	34.11

802.11ax HEW20_Nss2,(MCS0)_2TX

2437MHz_TX

24/01/2020

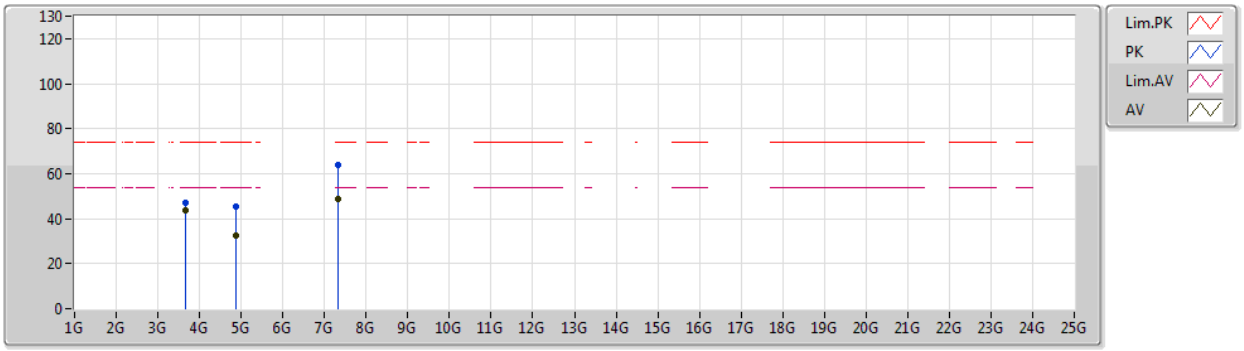

Type	Freq	Level	Limit	Margin	Factor	Dist	Condition	Azimuth	Height	Comment	Raw	AF	CL	PA
	(Hz)	(dBuV/m)	(dBuV/m)	(dB)	(dB)	(m)		(°)	(m)		(dBuV)	(dB)	(dB)	(dB)
AV	3.65544G	43.79	54.00	-10.21	1.01	3	Horizontal	295	1.12	-	42.78	29.08	6.02	34.09
AV	4.87402G	32.39	54.00	-21.61	4.41	3	Horizontal	59	1.00	-	27.98	31.47	6.81	33.87
AV	7.31112G	48.98	54.00	-5.02	10.51	3	Horizontal	260	1.96	-	38.47	36.01	8.61	34.11
PK	3.65546G	47.31	74.00	-26.69	1.01	3	Horizontal	295	1.12	-	46.30	29.08	6.02	34.09
PK	4.87826G	45.62	74.00	-28.38	4.42	3	Horizontal	59	1.00	-	41.20	31.48	6.81	33.87
PK	7.31274G	63.73	74.00	-10.27	10.51	3	Horizontal	260	1.96	-	53.22	36.01	8.61	34.11

802.11ax HEW20_Nss2,(MCS0)_2TX

2457MHz_TX

24/01/2020

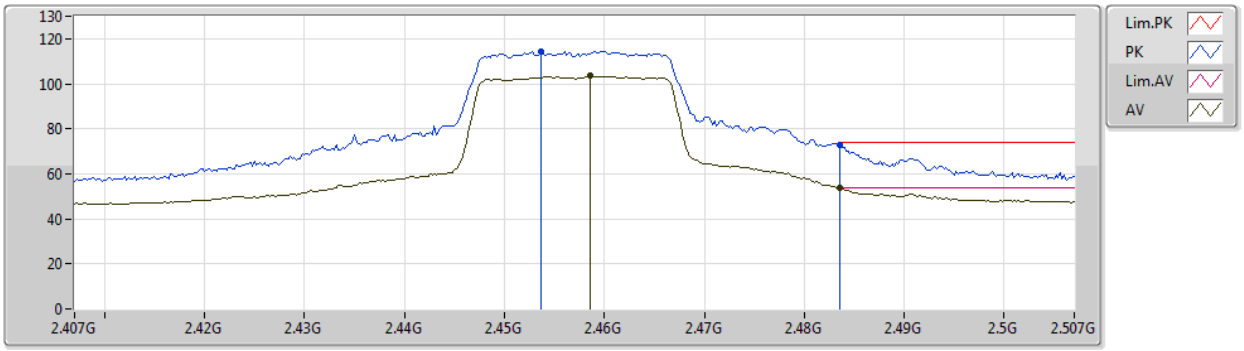

Type	Freq	Level	Limit	Margin	Factor	Dist	Condition	Azimuth	Height	Comment	Raw	AF	CL	PA
	(Hz)	(dBuV/m)	(dBuV/m)	(dB)	(dB)	(m)		(°)	(m)		(dBuV)	(dB)	(dB)	(dB)
AV	2.4586G	103.66	Inf	-Inf	32.38	3	Vertical	360	1.88	-	71.28	27.58	4.80	-
AV	2.4835G	53.67	54.00	-0.33	32.48	3	Vertical	360	1.88	-	21.19	27.65	4.83	-
PK	2.4536G	114.51	Inf	-Inf	32.35	3	Vertical	360	1.88	-	82.16	27.56	4.79	-
PK	2.4835G	72.60	74.00	-1.40	32.48	3	Vertical	360	1.88	-	40.12	27.65	4.83	-

802.11ax HEW20_Nss2,(MCS0)_2TX

2457MHz_TX

24/01/2020

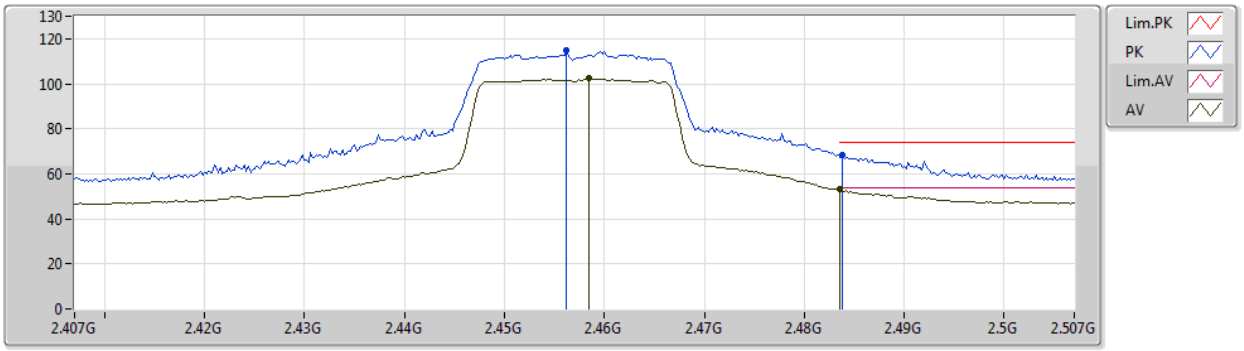

Type	Freq	Level	Limit	Margin	Factor	Dist	Condition	Azimuth	Height	Comment	Raw	AF	CL	PA
	(Hz)	(dBuV/m)	(dBuV/m)	(dB)	(dB)	(m)		(°)	(m)		(dBuV)	(dB)	(dB)	(dB)
AV	2.4584G	102.53	Inf	-Inf	32.38	3	Horizontal	338	1.04	-	70.15	27.58	4.80	-
AV	2.4835G	52.97	54.00	-1.03	32.48	3	Horizontal	338	1.04	-	20.49	27.65	4.83	-
PK	2.4562G	114.94	Inf	-Inf	32.37	3	Horizontal	338	1.04	-	82.57	27.57	4.80	-
PK	2.4838G	68.39	74.00	-5.61	32.48	3	Horizontal	338	1.04	-	35.91	27.65	4.83	-

802.11ax HEW20_Nss2,(MCS0)_2TX

2462MHz_TX

24/01/2020

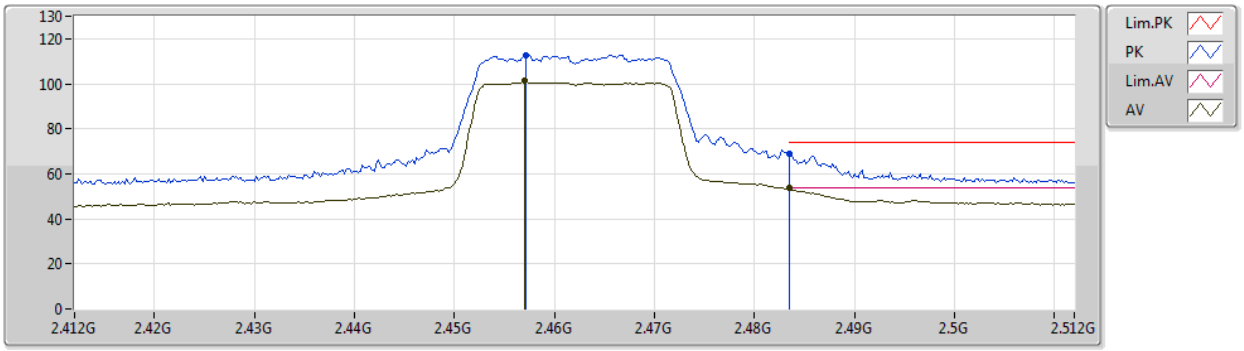

Type	Freq	Level	Limit	Margin	Factor	Dist	Condition	Azimuth	Height	Comment	Raw	AF	CL	PA
	(Hz)	(dBuV/m)	(dBuV/m)	(dB)	(dB)	(m)		(°)	(m)		(dBuV)	(dB)	(dB)	(dB)
AV	2.457G	101.20	Inf	-Inf	32.37	3	Vertical	355	1.89	-	68.83	27.57	4.80	-
AV	2.4835G	53.70	54.00	-0.30	32.48	3	Vertical	355	1.89	-	21.22	27.65	4.83	-
PK	2.4572G	112.77	Inf	-Inf	32.37	3	Vertical	355	1.89	-	80.40	27.57	4.80	-
PK	2.4835G	69.18	74.00	-4.82	32.48	3	Vertical	355	1.89	-	36.70	27.65	4.83	-

802.11ax HEW20_Nss2,(MCS0)_2TX

2462MHz_TX

24/01/2020

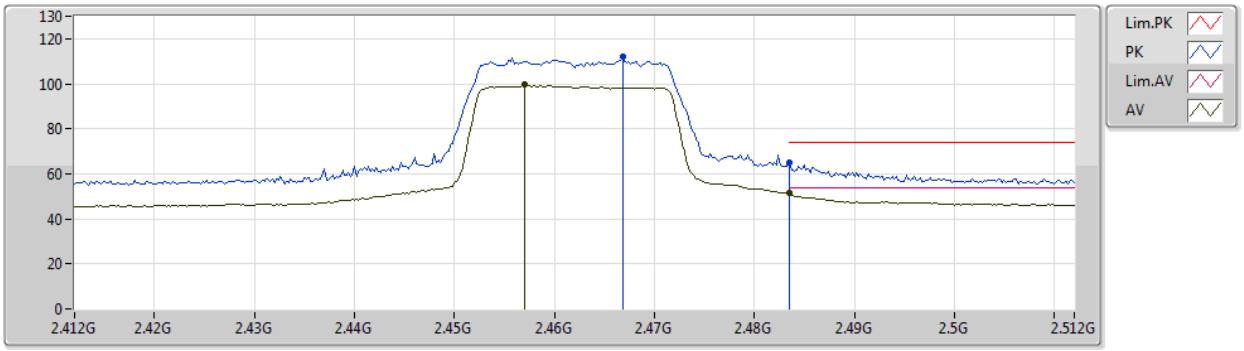

Type	Freq	Level	Limit	Margin	Factor	Dist	Condition	Azimuth	Height	Comment	Raw	AF	CL	PA
	(Hz)	(dBuV/m)	(dBuV/m)	(dB)	(dB)	(m)		(°)	(m)		(dBuV)	(dB)	(dB)	(dB)
AV	2.457G	99.57	Inf	-Inf	32.37	3	Horizontal	325	1.05	-	67.20	27.57	4.80	-
AV	2.4835G	51.69	54.00	-2.31	32.48	3	Horizontal	325	1.05	-	19.21	27.65	4.83	-
PK	2.4668G	112.11	Inf	-Inf	32.41	3	Horizontal	325	1.05	-	79.70	27.60	4.81	-
PK	2.4835G	65.08	74.00	-8.92	32.48	3	Horizontal	325	1.05	-	32.60	27.65	4.83	-

802.11ax HEW20_Nss2,(MCS0)_2TX

2462MHz_TX

24/01/2020

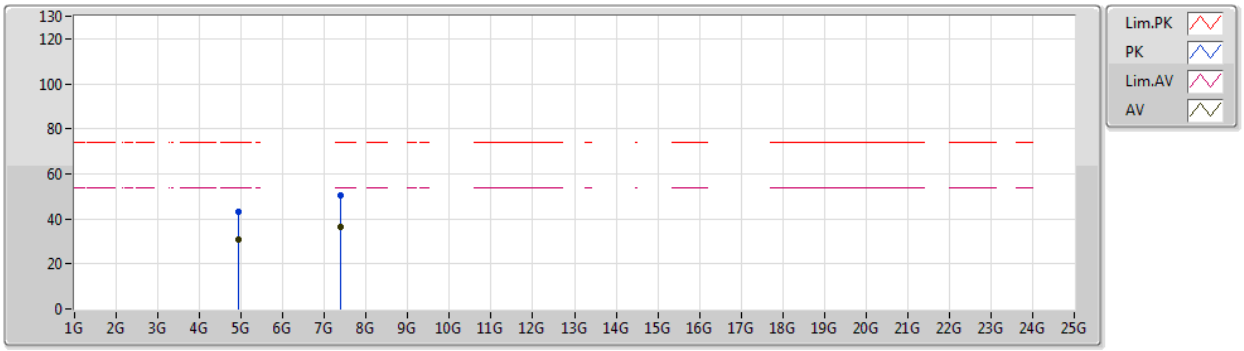

Type	Freq	Level	Limit	Margin	Factor	Dist	Condition	Azimuth	Height	Comment	Raw	AF	CL	PA
	(Hz)	(dBuV/m)	(dBuV/m)	(dB)	(dB)	(m)		(°)	(m)		(dBuV)	(dB)	(dB)	(dB)
AV	4.922G	30.76	54.00	-23.24	4.53	3	Vertical	257	1.96	-	26.23	31.56	6.82	33.85
AV	7.38584G	36.60	54.00	-17.40	10.74	3	Vertical	327	1.59	-	25.86	36.20	8.65	34.11
PK	4.92012G	43.41	74.00	-30.59	4.53	3	Vertical	257	1.96	-	38.88	31.56	6.82	33.85
PK	7.38512G	50.41	74.00	-23.59	10.74	3	Vertical	327	1.59	-	39.67	36.20	8.65	34.11

802.11ax HEW20_Nss2,(MCS0)_2TX

2462MHz_TX

24/01/2020

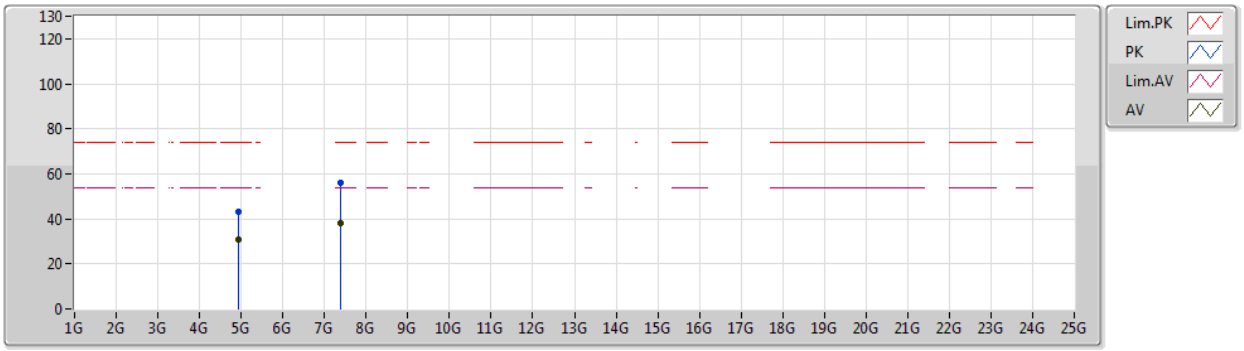

Type	Freq	Level	Limit	Margin	Factor	Dist	Condition	Azimuth	Height	Comment	Raw	AF	CL	PA
	(Hz)	(dBuV/m)	(dBuV/m)	(dB)	(dB)	(m)		(°)	(m)		(dBuV)	(dB)	(dB)	(dB)
AV	4.92462G	30.62	54.00	-23.38	4.53	3	Horizontal	81	1.00	-	26.09	31.56	6.82	33.85
AV	7.38258G	38.02	54.00	-15.98	10.73	3	Horizontal	250	1.50	-	27.29	36.19	8.65	34.11
PK	4.92086G	43.21	74.00	-30.79	4.53	3	Horizontal	81	1.00	-	38.68	31.56	6.82	33.85
PK	7.38996G	56.31	74.00	-17.69	10.75	3	Horizontal	250	1.50	-	45.56	36.21	8.65	34.11

802.11ax HEW40_Nss2,(MCS0)_2TX

2422MHz_TX

24/01/2020

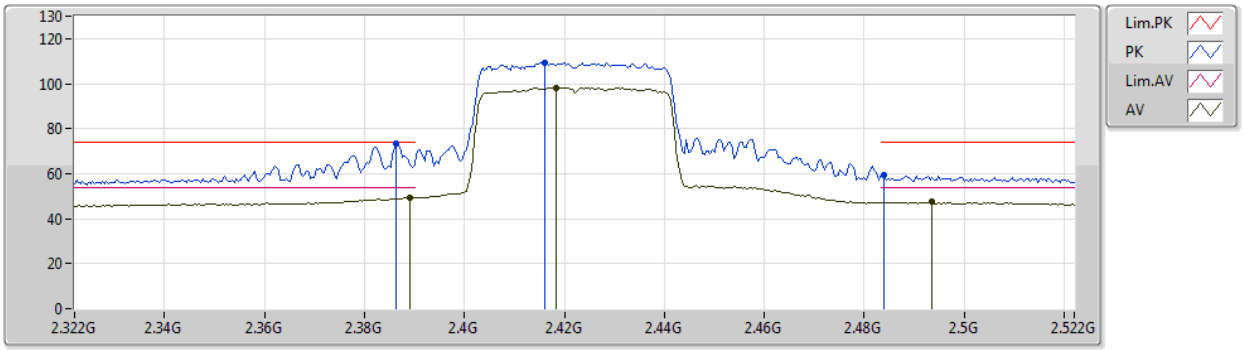

Type	Freq	Level	Limit	Margin	Factor	Dist	Condition	Azimuth	Height	Comment	Raw	AF	CL	PA
	(Hz)	(dBuV/m)	(dBuV/m)	(dB)	(dB)	(m)		(°)	(m)		(dBuV)	(dB)	(dB)	(dB)
AV	2.3892G	49.55	54.00	-4.45	32.09	3	Vertical	2	1.99	-	17.46	27.37	4.72	-
AV	2.4184G	98.19	Inf	-Inf	32.21	3	Vertical	2	1.99	-	65.98	27.46	4.75	-
AV	2.4936G	47.38	54.00	-6.62	32.52	3	Vertical	2	1.99	-	14.86	27.68	4.84	-
PK	2.3864G	73.26	74.00	-0.74	32.07	3	Vertical	2	1.99	-	41.19	27.36	4.71	-
PK	2.416G	109.53	Inf	-Inf	32.20	3	Vertical	2	1.99	-	77.33	27.45	4.75	-
PK	2.484G	59.66	74.00	-14.34	32.48	3	Vertical	2	1.99	-	27.18	27.65	4.83	-

802.11ax HEW40_Nss2,(MCS0)_2TX

2422MHz_TX

24/01/2020

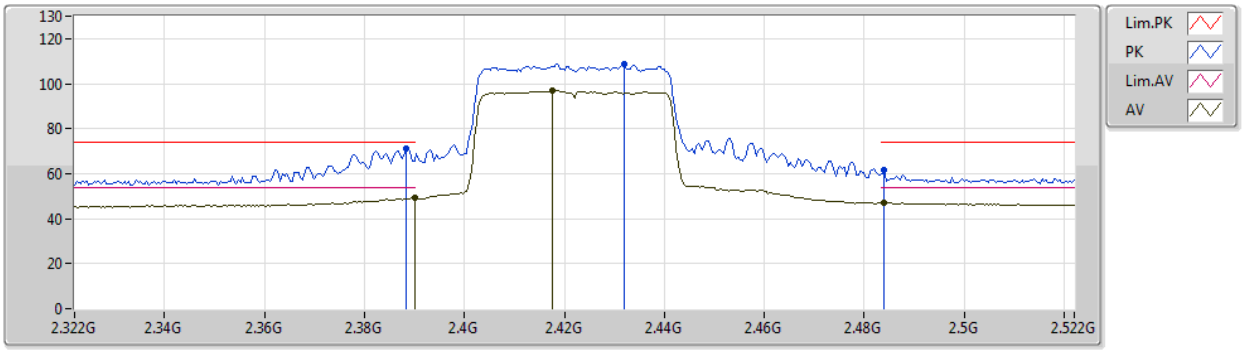

Type	Freq	Level	Limit	Margin	Factor	Dist	Condition	Azimuth	Height	Comment	Raw	AF	CL	PA
	(Hz)	(dBuV/m)	(dBuV/m)	(dB)	(dB)	(m)		(°)	(m)		(dBuV)	(dB)	(dB)	(dB)
AV	2.39G	49.17	54.00	-4.83	32.09	3	Horizontal	337	1.03	-	17.08	27.37	4.72	-
AV	2.4176G	96.90	Inf	-Inf	32.20	3	Horizontal	337	1.03	-	64.70	27.45	4.75	-
AV	2.484G	47.03	54.00	-6.97	32.48	3	Horizontal	337	1.03	-	14.55	27.65	4.83	-
PK	2.3884G	71.07	74.00	-2.93	32.09	3	Horizontal	337	1.03	-	38.98	27.37	4.72	-
PK	2.432G	108.82	Inf	-Inf	32.27	3	Horizontal	337	1.03	-	76.55	27.50	4.77	-
PK	2.484G	61.36	74.00	-12.64	32.48	3	Horizontal	337	1.03	-	28.88	27.65	4.83	-

802.11ax HEW40_Nss2,(MCS0)_2TX

2422MHz_TX

24/01/2020

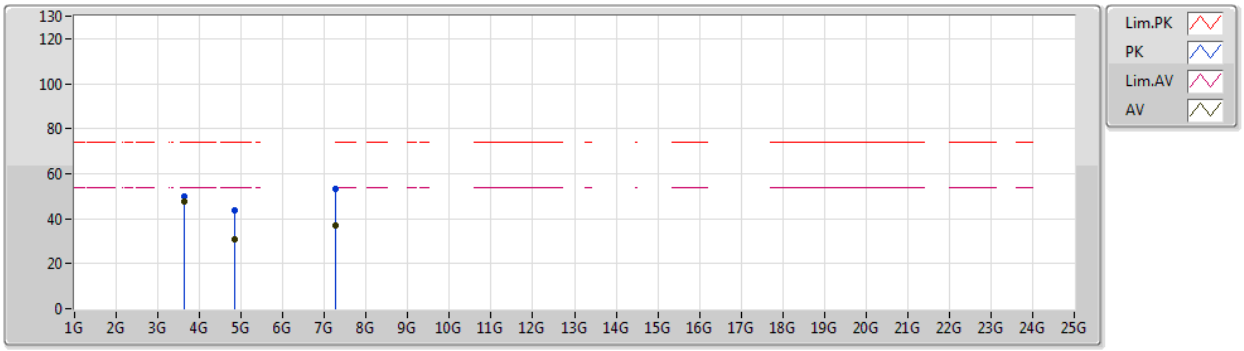

Type	Freq	Level	Limit	Margin	Factor	Dist	Condition	Azimuth	Height	Comment	Raw	AF	CL	PA
	(Hz)	(dBuV/m)	(dBuV/m)	(dB)	(dB)	(m)		(°)	(m)		(dBuV)	(dB)	(dB)	(dB)
AV	3.63297G	47.38	54.00	-6.62	0.91	3	Vertical	18	2.17	-	46.47	29.04	5.97	34.10
AV	4.84534G	31.05	54.00	-22.95	4.33	3	Vertical	70	2.13	-	26.72	31.42	6.80	33.89
AV	7.2586G	36.87	54.00	-17.13	10.34	3	Vertical	32	1.12	-	26.53	35.87	8.58	34.11
PK	3.63303G	49.80	74.00	-24.20	0.91	3	Vertical	18	2.17	-	48.89	29.04	5.97	34.10
PK	4.84158G	43.76	74.00	-30.24	4.32	3	Vertical	70	2.13	-	39.44	31.41	6.80	33.89
PK	7.266G	53.15	74.00	-20.85	10.37	3	Vertical	32	1.12	-	42.78	35.89	8.59	34.11

802.11ax HEW40_Nss2,(MCS0)_2TX

2422MHz_TX

24/01/2020

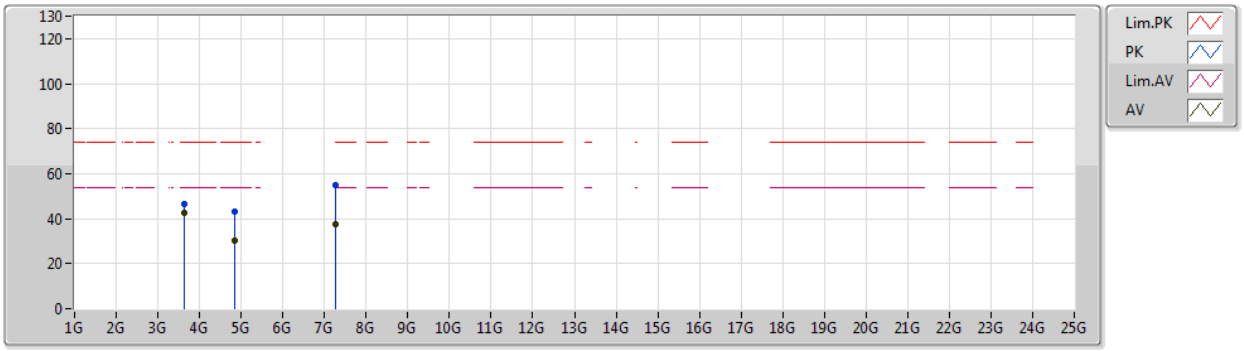

Type	Freq	Level	Limit	Margin	Factor	Dist	Condition	Azimuth	Height	Comment	Raw	AF	CL	PA
	(Hz)	(dBuV/m)	(dBuV/m)	(dB)	(dB)	(m)		(°)	(m)		(dBuV)	(dB)	(dB)	(dB)
AV	3.63302G	42.39	54.00	-11.61	0.91	3	Horizontal	292	1.26	-	41.48	29.04	5.97	34.10
AV	4.8449G	30.42	54.00	-23.58	4.33	3	Horizontal	296	1.50	-	26.09	31.42	6.80	33.89
AV	7.2646G	37.46	54.00	-16.54	10.37	3	Horizontal	256	1.93	-	27.09	35.89	8.59	34.11
PK	3.63295G	46.51	74.00	-27.49	0.91	3	Horizontal	292	1.26	-	45.60	29.04	5.97	34.10
PK	4.83952G	43.04	74.00	-30.96	4.32	3	Horizontal	296	1.50	-	38.72	31.41	6.80	33.89
PK	7.2704G	54.88	74.00	-19.12	10.38	3	Horizontal	256	1.93	-	44.50	35.90	8.59	34.11

802.11ax HEW40_Nss2,(MCS0)_2TX

2427MHz_TX

24/01/2020

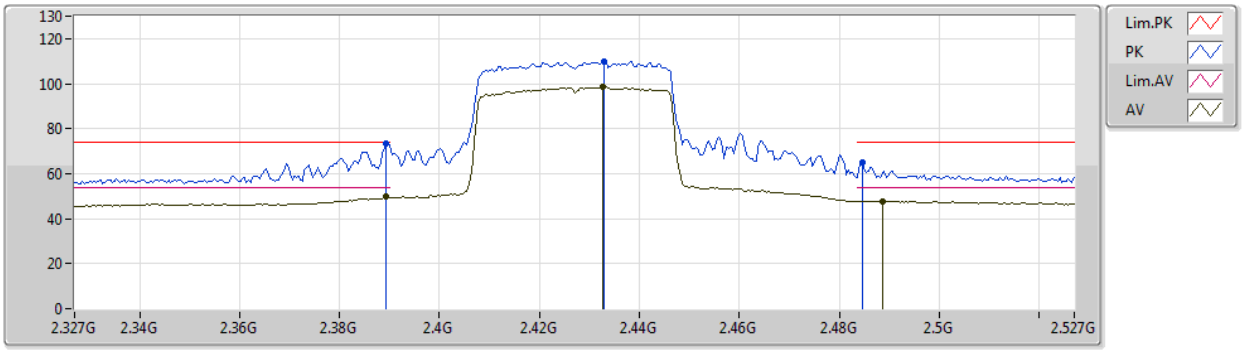

Type	Freq	Level	Limit	Margin	Factor	Dist	Condition	Azimuth	Height	Comment	Raw	AF	CL	PA
	(Hz)	(dBuV/m)	(dBuV/m)	(dB)	(dB)	(m)		(°)	(m)		(dBuV)	(dB)	(dB)	(dB)
AV	2.3894G	49.74	54.00	-4.26	32.09	3	Vertical	353	1.89	-	17.65	27.37	4.72	-
AV	2.4326G	98.66	Inf	-Inf	32.27	3	Vertical	353	1.89	-	66.39	27.50	4.77	-
AV	2.4886G	47.87	54.00	-6.13	32.50	3	Vertical	353	1.89	-	15.37	27.67	4.83	-
PK	2.3894G	73.24	74.00	-0.76	32.09	3	Vertical	353	1.89	-	41.15	27.37	4.72	-
PK	2.433G	109.96	Inf	-Inf	32.27	3	Vertical	353	1.89	-	77.69	27.50	4.77	-
PK	2.4846G	64.76	74.00	-9.24	32.48	3	Vertical	353	1.89	-	32.28	27.65	4.83	-

802.11ax HEW40_Nss2,(MCS0)_2TX

2427MHz_TX

24/01/2020

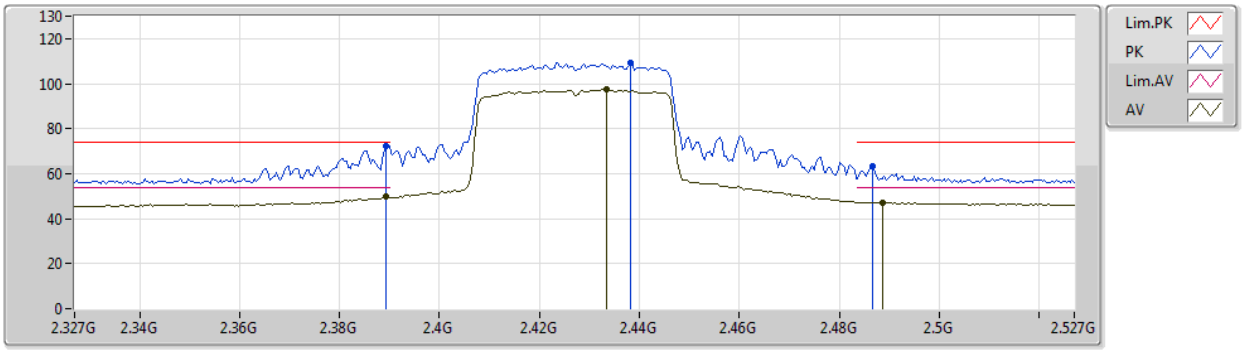

Type	Freq	Level	Limit	Margin	Factor	Dist	Condition	Azimuth	Height	Comment	Raw	AF	CL	PA
	(Hz)	(dBuV/m)	(dBuV/m)	(dB)	(dB)	(m)		(°)	(m)		(dBuV)	(dB)	(dB)	(dB)
AV	2.3894G	49.78	54.00	-4.22	32.09	3	Horizontal	350	1.27	-	17.69	27.37	4.72	-
AV	2.4334G	97.32	Inf	-Inf	32.27	3	Horizontal	350	1.27	-	65.05	27.50	4.77	-
AV	2.4886G	47.33	54.00	-6.67	32.50	3	Horizontal	350	1.27	-	14.83	27.67	4.83	-
PK	2.3894G	72.25	74.00	-1.75	32.09	3	Horizontal	350	1.27	-	40.16	27.37	4.72	-
PK	2.4382G	109.11	Inf	-Inf	32.28	3	Horizontal	350	1.27	-	76.83	27.51	4.77	-
PK	2.4866G	63.11	74.00	-10.89	32.49	3	Horizontal	350	1.27	-	30.62	27.66	4.83	-

802.11ax HEW40_Nss2,(MCS0)_2TX

2437MHz_TX

24/01/2020

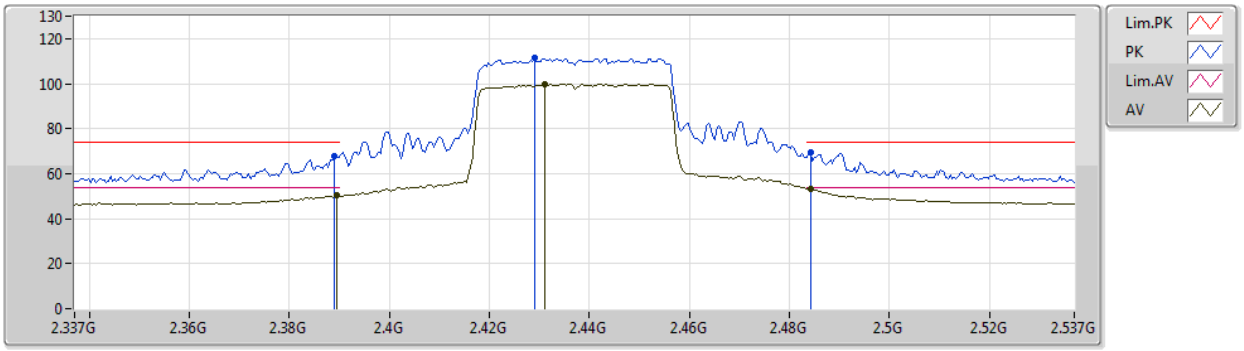

Type	Freq	Level	Limit	Margin	Factor	Dist	Condition	Azimuth	Height	Comment	Raw	AF	CL	PA
	(Hz)	(dBuV/m)	(dBuV/m)	(dB)	(dB)	(m)		(°)	(m)		(dBuV)	(dB)	(dB)	(dB)
AV	2.3894G	50.23	54.00	-3.77	32.09	3	Vertical	356	1.91	-	18.14	27.37	4.72	-
AV	2.431G	99.83	Inf	-Inf	32.26	3	Vertical	356	1.91	-	67.57	27.49	4.77	-
AV	2.4842G	53.35	54.00	-0.65	32.48	3	Vertical	356	1.91	-	20.87	27.65	4.83	-
PK	2.389G	67.68	74.00	-6.32	32.09	3	Vertical	356	1.91	-	35.59	27.37	4.72	-
PK	2.429G	111.38	Inf	-Inf	32.25	3	Vertical	356	1.91	-	79.13	27.49	4.76	-
PK	2.4842G	69.30	74.00	-4.70	32.48	3	Vertical	356	1.91	-	36.82	27.65	4.83	-

802.11ax HEW40_Nss2,(MCS0)_2TX

2437MHz_TX

24/01/2020

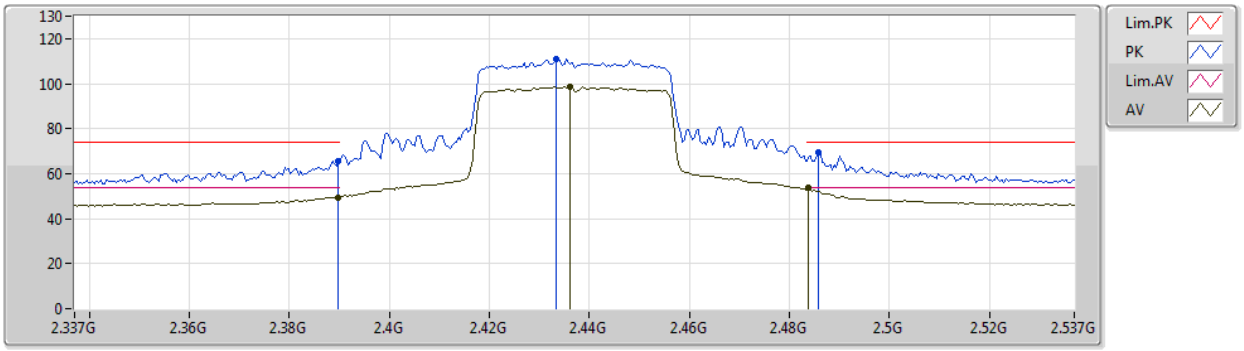

Type	Freq	Level	Limit	Margin	Factor	Dist	Condition	Azimuth	Height	Comment	Raw	AF	CL	PA
	(Hz)	(dBuV/m)	(dBuV/m)	(dB)	(dB)	(m)		(°)	(m)		(dBuV)	(dB)	(dB)	(dB)
AV	2.3898G	49.55	54.00	-4.45	32.09	3	Horizontal	346	1.32	-	17.46	27.37	4.72	-
AV	2.4362G	98.71	Inf	-Inf	32.28	3	Horizontal	346	1.32	-	66.43	27.51	4.77	-
AV	2.4838G	53.54	54.00	-0.46	32.48	3	Horizontal	346	1.32	-	21.06	27.65	4.83	-
PK	2.3898G	65.40	74.00	-8.60	32.09	3	Horizontal	346	1.32	-	33.31	27.37	4.72	-
PK	2.4334G	111.09	Inf	-Inf	32.27	3	Horizontal	346	1.32	-	78.82	27.50	4.77	-
PK	2.4858G	69.68	74.00	-4.32	32.49	3	Horizontal	346	1.32	-	37.19	27.66	4.83	-

802.11ax HEW40_Nss2,(MCS0)_2TX

2437MHz_TX

24/01/2020

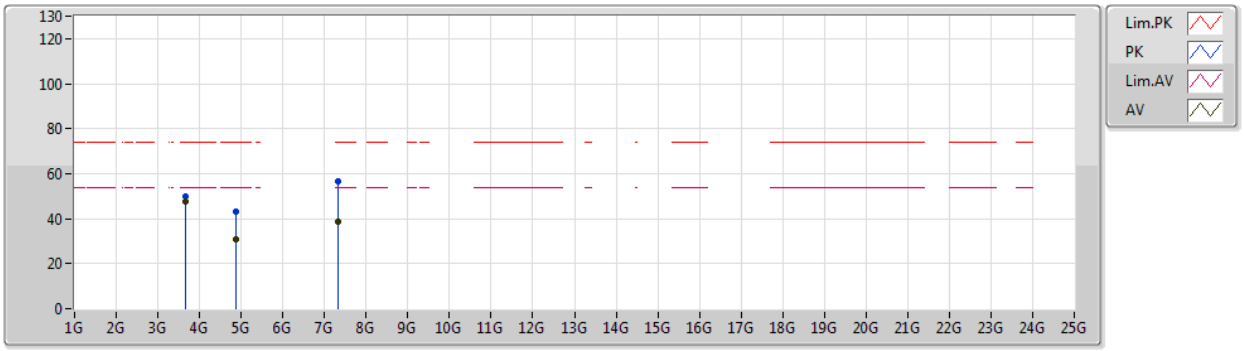

Type	Freq	Level	Limit	Margin	Factor	Dist	Condition	Azimuth	Height	Comment	Raw	AF	CL	PA
	(Hz)	(dBuV/m)	(dBuV/m)	(dB)	(dB)	(m)		(°)	(m)		(dBuV)	(dB)	(dB)	(dB)
AV	3.65552G	47.57	54.00	-6.43	1.01	3	Vertical	14	1.90	-	46.56	29.08	6.02	34.09
AV	4.87542G	30.89	54.00	-23.11	4.42	3	Vertical	13	1.16	-	26.47	31.48	6.81	33.87
AV	7.3198G	38.40	54.00	-15.60	10.54	3	Vertical	27	1.10	-	27.86	36.03	8.62	34.11
PK	3.65553G	50.15	74.00	-23.85	1.01	3	Vertical	14	1.90	-	49.14	29.08	6.02	34.09
PK	4.87138G	42.96	74.00	-31.04	4.41	3	Vertical	13	1.16	-	38.55	31.47	6.81	33.87
PK	7.3114G	56.59	74.00	-17.41	10.51	3	Vertical	27	1.10	-	46.08	36.01	8.61	34.11

802.11ax HEW40_Nss2,(MCS0)_2TX

2437MHz_TX

24/01/2020

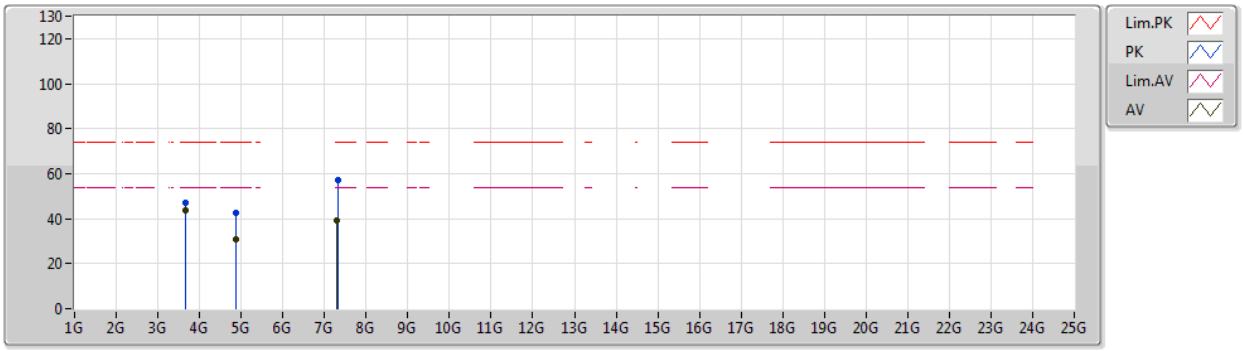

Type	Freq	Level	Limit	Margin	Factor	Dist	Condition	Azimuth	Height	Comment	Raw	AF	CL	PA
	(Hz)	(dBuV/m)	(dBuV/m)	(dB)	(dB)	(m)		(°)	(m)		(dBuV)	(dB)	(dB)	(dB)
AV	3.65554G	43.58	54.00	-10.42	1.01	3	Horizontal	292	1.02	-	42.57	29.08	6.02	34.09
AV	4.8744G	30.88	54.00	-23.12	4.41	3	Horizontal	232	1.79	-	26.47	31.47	6.81	33.87
AV	7.3074G	39.08	54.00	-14.92	10.50	3	Horizontal	254	1.49	-	28.58	36.00	8.61	34.11
PK	3.65538G	47.25	74.00	-26.75	1.01	3	Horizontal	292	1.02	-	46.24	29.08	6.02	34.09
PK	4.8772G	42.59	74.00	-31.41	4.42	3	Horizontal	232	1.79	-	38.17	31.48	6.81	33.87
PK	7.3114G	57.37	74.00	-16.63	10.51	3	Horizontal	254	1.49	-	46.86	36.01	8.61	34.11

802.11ax HEW40_Nss2,(MCS0)_2TX

2447MHz_TX

24/01/2020

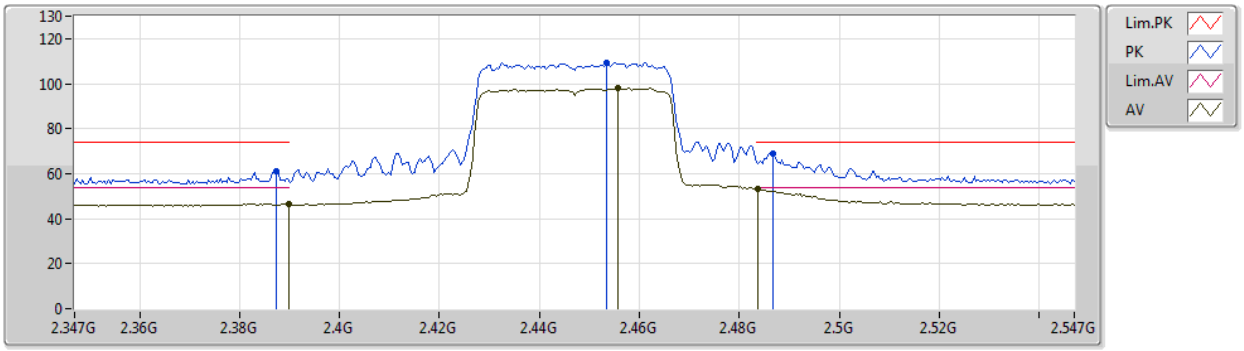

Type	Freq	Level	Limit	Margin	Factor	Dist	Condition	Azimuth	Height	Comment	Raw	AF	CL	PA
	(Hz)	(dBuV/m)	(dBuV/m)	(dB)	(dB)	(m)		(°)	(m)		(dBuV)	(dB)	(dB)	(dB)
AV	2.3898G	46.63	54.00	-7.37	32.09	3	Vertical	357	1.90	-	14.54	27.37	4.72	-
AV	2.4558G	98.15	Inf	-Inf	32.37	3	Vertical	357	1.90	-	65.78	27.57	4.80	-
AV	2.4838G	53.17	54.00	-0.83	32.48	3	Vertical	357	1.90	-	20.69	27.65	4.83	-
PK	2.3874G	61.12	74.00	-12.88	32.08	3	Vertical	357	1.90	-	29.04	27.36	4.72	-
PK	2.4534G	109.28	Inf	-Inf	32.35	3	Vertical	357	1.90	-	76.93	27.56	4.79	-
PK	2.4866G	68.96	74.00	-5.04	32.49	3	Vertical	357	1.90	-	36.47	27.66	4.83	-

802.11ax HEW40_Nss2,(MCS0)_2TX

2447MHz_TX

24/01/2020

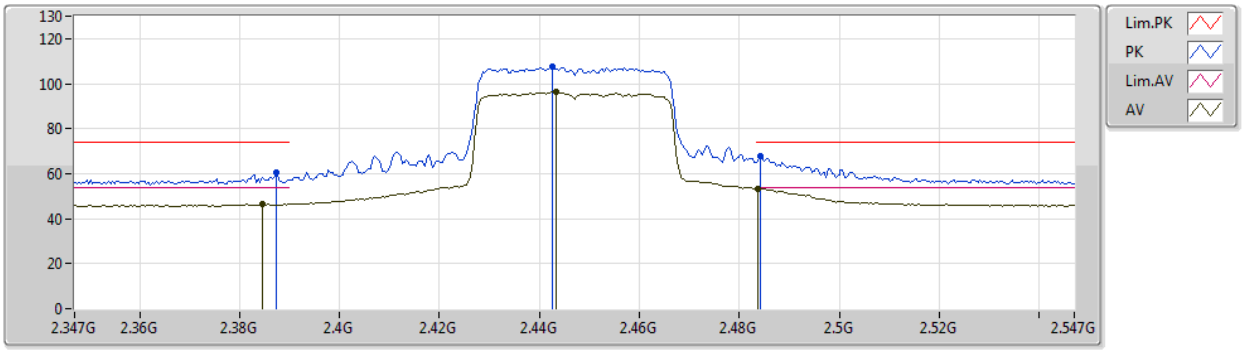

Type	Freq	Level	Limit	Margin	Factor	Dist	Condition	Azimuth	Height	Comment	Raw	AF	CL	PA
	(Hz)	(dBuV/m)	(dBuV/m)	(dB)	(dB)	(m)		(°)	(m)		(dBuV)	(dB)	(dB)	(dB)
AV	2.3846G	46.51	54.00	-7.49	32.06	3	Horizontal	0	1.88	-	14.45	27.35	4.71	-
AV	2.4434G	96.44	Inf	-Inf	32.31	3	Horizontal	0	1.88	-	64.13	27.53	4.78	-
AV	2.4838G	53.20	54.00	-0.80	32.48	3	Horizontal	0	1.88	-	20.72	27.65	4.83	-
PK	2.3874G	60.25	74.00	-13.75	32.08	3	Horizontal	0	1.88	-	28.17	27.36	4.72	-
PK	2.4426G	107.47	Inf	-Inf	32.31	3	Horizontal	0	1.88	-	75.16	27.53	4.78	-
PK	2.4842G	67.63	74.00	-6.37	32.48	3	Horizontal	0	1.88	-	35.15	27.65	4.83	-

802.11ax HEW40_Nss2,(MCS0)_2TX

2452MHz_TX

24/01/2020

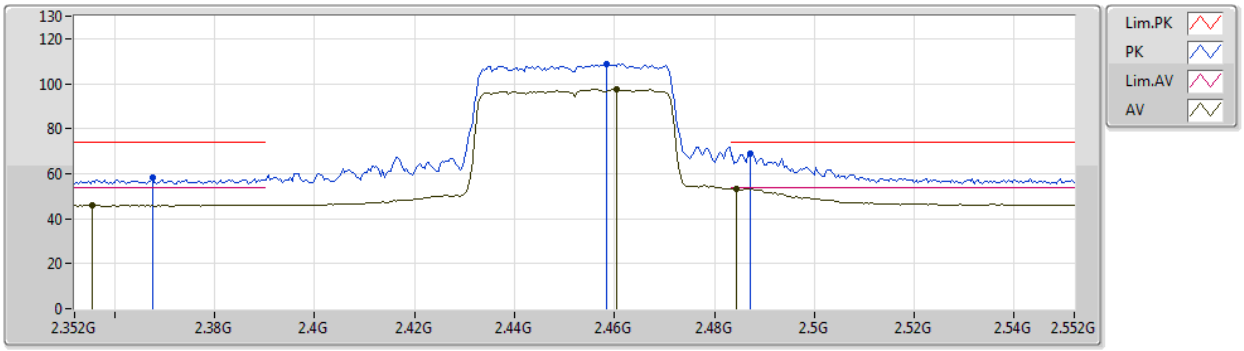

Type	Freq	Level	Limit	Margin	Factor	Dist	Condition	Azimuth	Height	Comment	Raw	AF	CL	PA
	(Hz)	(dBuV/m)	(dBuV/m)	(dB)	(dB)	(m)		(°)	(m)		(dBuV)	(dB)	(dB)	(dB)
AV	2.3556G	46.22	54.00	-7.78	31.95	3	Vertical	354	1.88	-	14.27	27.27	4.68	-
AV	2.4604G	97.53	Inf	-Inf	32.38	3	Vertical	354	1.88	-	65.15	27.58	4.80	-
AV	2.4844G	53.21	54.00	-0.79	32.48	3	Vertical	354	1.88	-	20.73	27.65	4.83	-
PK	2.3676G	58.14	74.00	-15.86	31.99	3	Vertical	354	1.88	-	26.15	27.30	4.69	-
PK	2.4584G	108.91	Inf	-Inf	32.38	3	Vertical	354	1.88	-	76.53	27.58	4.80	-
PK	2.4872G	68.99	74.00	-5.01	32.49	3	Vertical	354	1.88	-	36.50	27.66	4.83	-

802.11ax HEW40_Nss2,(MCS0)_2TX

2452MHz_TX

24/01/2020

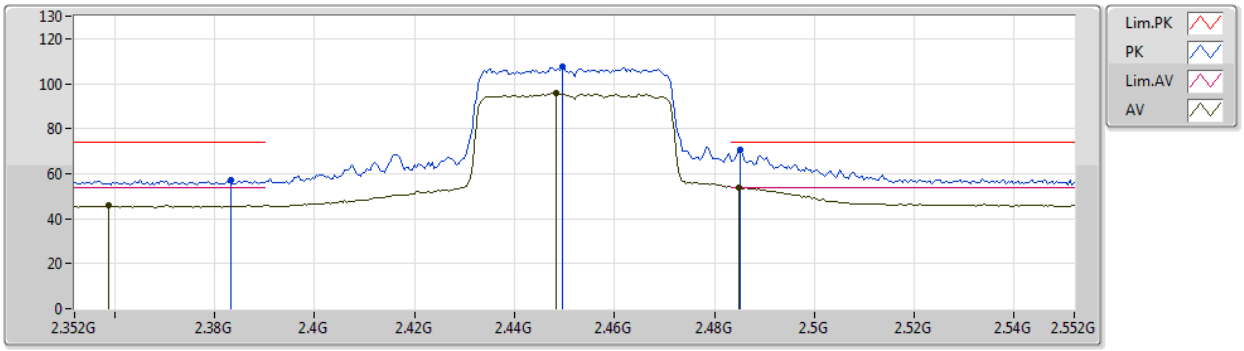

Type	Freq	Level	Limit	Margin	Factor	Dist	Condition	Azimuth	Height	Comment	Raw	AF	CL	PA
	(Hz)	(dBuV/m)	(dBuV/m)	(dB)	(dB)	(m)		(°)	(m)		(dBuV)	(dB)	(dB)	(dB)
AV	2.3588G	45.78	54.00	-8.22	31.96	3	Horizontal	352	1.70	-	13.82	27.28	4.68	-
AV	2.4484G	95.85	Inf	-Inf	32.34	3	Horizontal	352	1.70	-	63.51	27.55	4.79	-
AV	2.4848G	53.91	54.00	-0.09	32.48	3	Horizontal	352	1.70	-	21.43	27.65	4.83	-
PK	2.3832G	56.95	74.00	-17.05	32.06	3	Horizontal	352	1.70	-	24.89	27.35	4.71	-
PK	2.4496G	107.31	Inf	-Inf	32.34	3	Horizontal	352	1.70	-	74.97	27.55	4.79	-
PK	2.4852G	70.69	74.00	-3.31	32.49	3	Horizontal	352	1.70	-	38.20	27.66	4.83	-

802.11ax HEW40_Nss2,(MCS0)_2TX

2452MHz_TX

24/01/2020

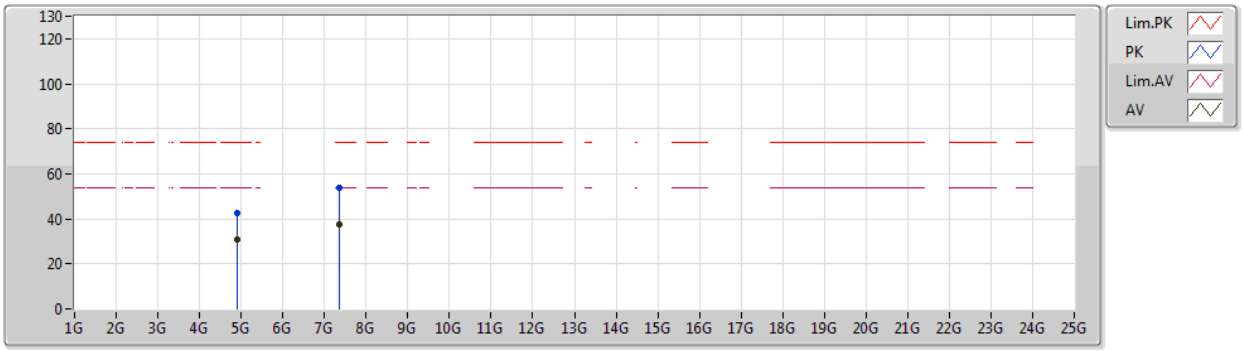

Type	Freq	Level	Limit	Margin	Factor	Dist	Condition	Azimuth	Height	Comment	Raw	AF	CL	PA
	(Hz)	(dBuV/m)	(dBuV/m)	(dB)	(dB)	(m)		(°)	(m)		(dBuV)	(dB)	(dB)	(dB)
AV	4.906G	30.97	54.00	-23.03	4.49	3	Vertical	327	1.52	-	26.48	31.53	6.82	33.86
AV	7.3608G	37.47	54.00	-16.53	10.67	3	Vertical	30	1.08	-	26.80	36.14	8.64	34.11
PK	4.90738G	42.84	74.00	-31.16	4.49	3	Vertical	327	1.52	-	38.35	31.53	6.82	33.86
PK	7.3604G	53.66	74.00	-20.34	10.67	3	Vertical	30	1.08	-	42.99	36.14	8.64	34.11

802.11ax HEW40_Nss2,(MCS0)_2TX

2452MHz_TX

24/01/2020

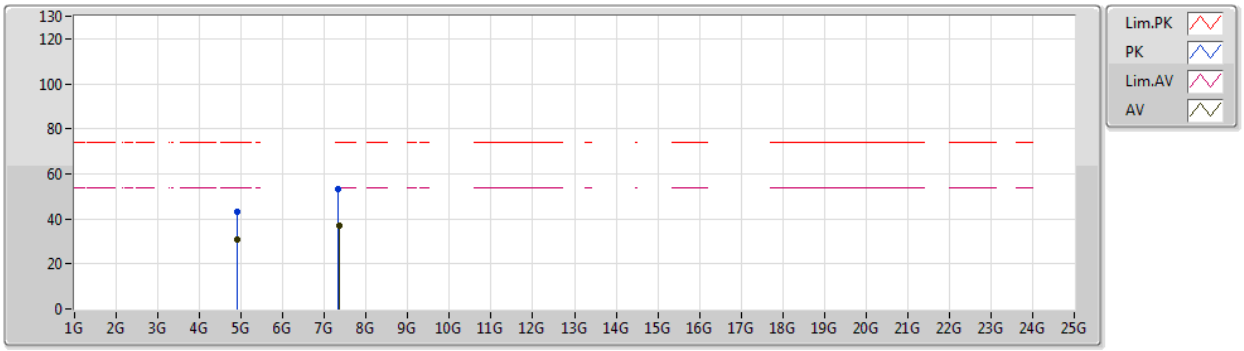

Type	Freq	Level	Limit	Margin	Factor	Dist	Condition	Azimuth	Height	Comment	Raw	AF	CL	PA
	(Hz)	(dBuV/m)	(dBuV/m)	(dB)	(dB)	(m)		(°)	(m)		(dBuV)	(dB)	(dB)	(dB)
AV	4.90764G	30.67	54.00	-23.33	4.49	3	Horizontal	155	1.99	-	26.18	31.53	6.82	33.86
AV	7.3562G	37.17	54.00	-16.83	10.66	3	Horizontal	252	1.48	-	26.51	36.13	8.64	34.11
PK	4.90444G	43.06	74.00	-30.94	4.49	3	Horizontal	155	1.99	-	38.57	31.53	6.82	33.86
PK	7.3366G	53.45	74.00	-20.55	10.60	3	Horizontal	252	1.48	-	42.85	36.08	8.63	34.11

Summary

Mode	Result	Type	Freq (Hz)	Level (dBuV/m)	Limit (dBuV/m)	Margin (dB)	Dist (m)	Condition	Azimuth (°)	Height (m)	Comments
2.4-2.4835GHz	-	-	-	-	-	-	-	-	-	-	-
802.11ax HEW40_Nss1,(MCS0)_1TX	Pass	PK	30M	36.32	40.00	-3.68	3	Vertical	0	1.00	-

Result

Mode	Result	Type	Freq (Hz)	Level (dBuV/m)	Limit (dBuV/m)	Margin (dB)	Dist (m)	Condition	Azimuth (°)	Height (m)	Comments
802.11ax HEW40_Nss1,(MCS0)_1TX	-	-	-	-	-	-	-	-	-	-	-
2437MHz	Pass	PK	30M	36.32	40.00	-3.68	3	Vertical	0	1.00	-
2437MHz	Pass	PK	90.14M	35.10	43.50	-8.40	3	Vertical	0	1.00	-
2437MHz	Pass	PK	208.48M	24.68	43.50	-18.82	3	Vertical	0	1.00	-
2437MHz	Pass	PK	375.32M	29.04	46.00	-16.96	3	Vertical	0	1.00	-
2437MHz	Pass	PK	625.58M	36.11	46.00	-9.89	3	Vertical	0	1.00	-
2437MHz	Pass	PK	875.84M	37.36	46.00	-8.64	3	Vertical	0	1.00	-
2437MHz	Pass	PK	39.7M	26.76	40.00	-13.24	3	Horizontal	360	1.00	-
2437MHz	Pass	PK	90.14M	32.86	43.50	-10.64	3	Horizontal	360	1.00	-
2437MHz	Pass	PK	200.72M	27.61	43.50	-15.89	3	Horizontal	360	1.00	-
2437MHz	Pass	PK	375.32M	30.81	46.00	-15.19	3	Horizontal	360	1.00	-
2437MHz	Pass	PK	625.58M	40.16	46.00	-5.84	3	Horizontal	360	1.00	-
2437MHz	Pass	PK	875.84M	36.56	46.00	-9.44	3	Horizontal	360	1.00	-

Remark :

Level (dBuV/m) = Raw(Read Level) + AF(Antenna Factor) + CL(Cable Loss) - PA(Preamp Factor) 992618

802.11ax HEW40_Nss1,(MCS0)_1TX

2437MHz_PoE

03/02/2020

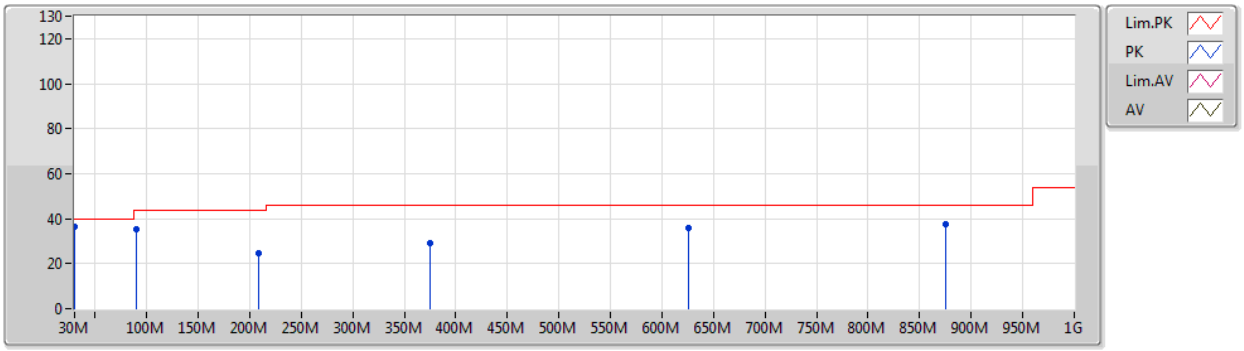

Type	Freq	Level	Limit	Margin	Factor	Dist	Condition	Azimuth	Height	Comment	Raw	AF	CL	PA
	(Hz)	(dBuV/m)	(dBuV/m)	(dB)	(dB)	(m)		(°)	(m)		(dBuV)	(dB)	(dB)	(dB)
PK	30M	36.32	40.00	-3.68	-6.09	3	Vertical	0	1.00	-	42.41	21.32	0.29	27.70
PK	90.14M	35.10	43.50	-8.40	-12.38	3	Vertical	0	1.00	-	47.48	13.98	1.39	27.75
PK	208.48M	24.68	43.50	-18.82	-10.71	3	Vertical	0	1.00	-	35.39	14.20	2.45	27.36
PK	375.32M	29.04	46.00	-16.96	-4.58	3	Vertical	0	1.00	-	33.62	19.95	3.15	27.68
PK	625.58M	36.11	46.00	-9.89	-0.67	3	Vertical	0	1.00	-	36.78	24.12	3.74	28.53
PK	875.84M	37.36	46.00	-8.64	1.79	3	Vertical	0	1.00	-	35.57	25.36	4.30	27.87

Remark :

Level (dBuV/m) = Raw(Read Level) + AF(Antenna Factor) + CL(Cable Loss) - PA(Preamp Factor) 992618

802.11ax HEW40_Nss1,(MCS0)_1TX

2437MHz_PoE

03/02/2020

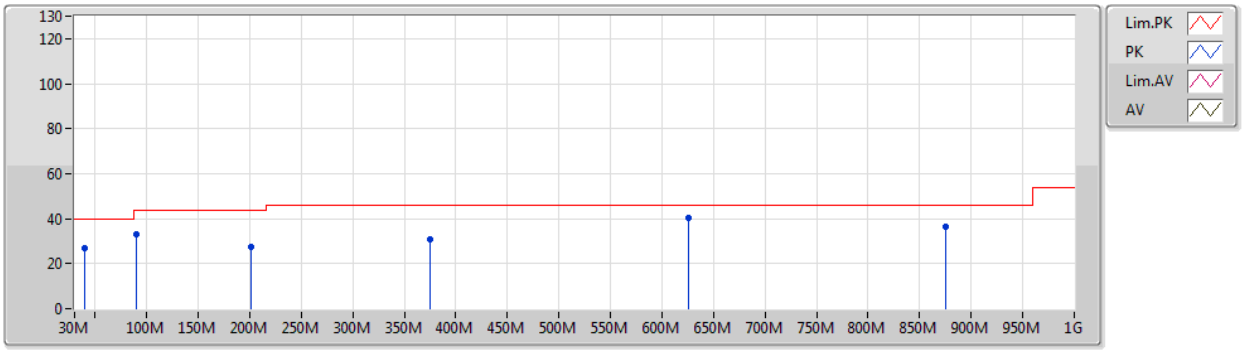

Type	Freq	Level	Limit	Margin	Factor	Dist	Condition	Azimuth	Height	Comment	Raw	AF	CL	PA
	(Hz)	(dBuV/m)	(dBuV/m)	(dB)	(dB)	(m)		(°)	(m)		(dBuV)	(dB)	(dB)	(dB)
PK	39.7M	26.76	40.00	-13.24	-9.60	3	Horizontal	360	1.00	-	36.36	17.44	0.64	27.68
PK	90.14M	32.86	43.50	-10.64	-12.38	3	Horizontal	360	1.00	-	45.24	13.98	1.39	27.75
PK	200.72M	27.61	43.50	-15.89	-10.65	3	Horizontal	360	1.00	-	38.26	14.42	2.32	27.39
PK	375.32M	30.81	46.00	-15.19	-4.58	3	Horizontal	360	1.00	-	35.39	19.95	3.15	27.68
PK	625.58M	40.16	46.00	-5.84	-0.67	3	Horizontal	360	1.00	-	40.83	24.12	3.74	28.53
PK	875.84M	36.56	46.00	-9.44	1.79	3	Horizontal	360	1.00	-	34.77	25.36	4.30	27.87

Remark :

Level (dBuV/m) = Raw(Read Level) + AF(Antenna Factor) + CL(Cable Loss) - PA(Preamp Factor) 992618

Summary

Mode	Result	Type	Freq (Hz)	Level (dBuV/m)	Limit (dBuV/m)	Margin (dB)	Dist (m)	Condition	Azimuth (°)	Height (m)	Comments
2.4-2.4835GHz	-	-	-	-	-	-	-	-	-	-	-
802.11b_Nss1,(1Mbps)_1TX	Pass	AV	2.39G	53.88	54.00	-0.12	3	Vertical	351	1.45	-
802.11g_Nss1,(6Mbps)_1TX	Pass	AV	2.4835G	53.83	54.00	-0.17	3	Vertical	184	1.56	-
802.11ax HEW20_Nss1,(MCS0)_1TX	Pass	PK	2.4835G	73.81	74.00	-0.19	3	Vertical	183	1.38	-
802.11ax HEW40_Nss1,(MCS0)_1TX	Pass	AV	2.4838G	53.46	54.00	-0.54	3	Vertical	180	1.49	-

Result

Mode	Result	Type	Freq (Hz)	Level (dBuV/m)	Limit (dBuV/m)	Margin (dB)	Dist (m)	Condition	Azimuth (°)	Height (m)	Comments
802.11b_Nss1,(1Mbps)_1TX	-	-	-	-	-	-	-	-	-	-	-
2412MHz	Pass	AV	2.3882G	52.60	54.00	-1.40	3	Vertical	185	1.49	-
2412MHz	Pass	AV	2.4112G	114.32	Inf	-Inf	3	Vertical	185	1.49	-
2412MHz	Pass	PK	2.3896G	64.63	74.00	-9.37	3	Vertical	185	1.49	-
2412MHz	Pass	PK	2.411G	118.08	Inf	-Inf	3	Vertical	185	1.49	-
2412MHz	Pass	AV	3.618G	45.29	54.00	-8.71	3	Vertical	318	1.06	-
2412MHz	Pass	AV	4.82406G	43.80	54.00	-10.20	3	Vertical	158	1.86	-
2412MHz	Pass	PK	3.618G	48.31	74.00	-25.69	3	Vertical	318	1.06	-
2412MHz	Pass	PK	4.824G	49.26	74.00	-24.74	3	Vertical	158	1.86	-
2412MHz	Pass	AV	3.61801G	50.25	54.00	-3.75	3	Horizontal	335	1.27	-
2412MHz	Pass	AV	4.82404G	31.35	54.00	-22.65	3	Horizontal	21	1.48	-
2412MHz	Pass	PK	3.61798G	52.42	74.00	-21.58	3	Horizontal	335	1.27	-
2412MHz	Pass	PK	4.8195G	42.55	74.00	-31.45	3	Horizontal	21	1.48	-
2417MHz	Pass	AV	2.39G	53.88	54.00	-0.12	3	Vertical	351	1.45	-
2417MHz	Pass	AV	2.4162G	114.09	Inf	-Inf	3	Vertical	351	1.45	-
2417MHz	Pass	PK	2.39G	62.70	74.00	-11.30	3	Vertical	351	1.45	-
2417MHz	Pass	PK	2.418G	118.14	Inf	-Inf	3	Vertical	351	1.45	-
2437MHz	Pass	AV	2.3898G	49.30	54.00	-4.70	3	Vertical	183	1.64	-
2437MHz	Pass	AV	2.4378G	116.03	Inf	-Inf	3	Vertical	183	1.64	-
2437MHz	Pass	AV	2.4835G	48.77	54.00	-5.23	3	Vertical	183	1.64	-
2437MHz	Pass	PK	2.3882G	62.21	74.00	-11.79	3	Vertical	183	1.64	-
2437MHz	Pass	PK	2.4378G	119.98	Inf	-Inf	3	Vertical	183	1.64	-
2437MHz	Pass	PK	2.4842G	60.77	74.00	-13.23	3	Vertical	183	1.64	-
2437MHz	Pass	AV	3.65552G	41.49	54.00	-12.51	3	Vertical	337	1.15	-
2437MHz	Pass	AV	4.87404G	47.49	54.00	-6.51	3	Vertical	168	1.80	-
2437MHz	Pass	AV	7.30976G	48.99	54.00	-5.01	3	Vertical	325	3.00	-
2437MHz	Pass	PK	3.65547G	46.05	74.00	-27.95	3	Vertical	337	1.15	-
2437MHz	Pass	PK	4.87402G	52.07	74.00	-21.93	3	Vertical	168	1.80	-
2437MHz	Pass	PK	7.31002G	56.34	74.00	-17.66	3	Vertical	325	3.00	-
2437MHz	Pass	AV	3.65549G	50.16	54.00	-3.84	3	Horizontal	335	1.18	-
2437MHz	Pass	AV	4.87398G	31.59	54.00	-22.41	3	Horizontal	115	1.54	-
2437MHz	Pass	AV	7.30978G	43.67	54.00	-10.33	3	Horizontal	0	1.46	-
2437MHz	Pass	PK	3.65551G	52.22	74.00	-21.78	3	Horizontal	335	1.18	-
2437MHz	Pass	PK	4.87396G	42.61	74.00	-31.39	3	Horizontal	115	1.54	-
2437MHz	Pass	PK	7.30948G	52.20	74.00	-21.80	3	Horizontal	0	1.46	-
2457MHz	Pass	AV	2.4562G	114.49	Inf	-Inf	3	Vertical	183	1.40	-
2457MHz	Pass	AV	2.4835G	53.58	54.00	-0.42	3	Vertical	183	1.40	-
2457MHz	Pass	PK	2.456G	118.26	Inf	-Inf	3	Vertical	183	1.40	-
2457MHz	Pass	PK	2.4836G	63.27	74.00	-10.73	3	Vertical	183	1.40	-
2462MHz	Pass	AV	2.4612G	114.67	Inf	-Inf	3	Vertical	186	1.73	-
2462MHz	Pass	AV	2.486G	53.26	54.00	-0.74	3	Vertical	186	1.73	-
2462MHz	Pass	PK	2.463G	118.47	Inf	-Inf	3	Vertical	186	1.73	-
2462MHz	Pass	PK	2.4838G	64.21	74.00	-9.79	3	Vertical	186	1.73	-
2462MHz	Pass	AV	4.92398G	49.30	54.00	-4.70	3	Vertical	170	1.58	-
2462MHz	Pass	AV	7.38476G	52.52	54.00	-1.48	3	Vertical	229	1.81	-
2462MHz	Pass	PK	4.92394G	53.38	74.00	-20.62	3	Vertical	170	1.58	-
2462MHz	Pass	PK	7.38464G	58.48	74.00	-15.52	3	Vertical	229	1.81	-
2462MHz	Pass	AV	4.92388G	32.00	54.00	-22.00	3	Horizontal	194	1.48	-

Remark :

Level (dBuV/m) = Raw(Read Level) + AF(Antenna Factor) + CL(Cable Loss) - PA(Preamp Factor) 992618

Mode	Result	Type	Freq (Hz)	Level (dBuV/m)	Limit (dBuV/m)	Margin (dB)	Dist (m)	Condition	Azimuth (°)	Height (m)	Comments
2462MHz	Pass	AV	7.38474G	47.88	54.00	-6.12	3	Horizontal	27	1.65	-
2462MHz	Pass	PK	4.92414G	43.05	74.00	-30.95	3	Horizontal	194	1.48	-
2462MHz	Pass	PK	7.3845G	55.06	74.00	-18.94	3	Horizontal	27	1.65	-
802.11g_Nss1,(6Mbps)_1TX	-	-	-	-	-	-	-	-	-	-	-
2412MHz	Pass	AV	2.39G	48.94	54.00	-5.06	3	Vertical	185	1.48	-
2412MHz	Pass	AV	2.4072G	102.49	Inf	-Inf	3	Vertical	185	1.48	-
2412MHz	Pass	PK	2.39G	72.59	74.00	-1.41	3	Vertical	185	1.48	-
2412MHz	Pass	PK	2.4054G	112.60	Inf	-Inf	3	Vertical	185	1.48	-
2412MHz	Pass	AV	3.61803G	45.60	54.00	-8.40	3	Vertical	319	1.04	-
2412MHz	Pass	AV	4.82582G	30.38	54.00	-23.62	3	Vertical	159	1.73	-
2412MHz	Pass	PK	3.61797G	48.36	74.00	-25.64	3	Vertical	319	1.04	-
2412MHz	Pass	PK	4.8234G	44.12	74.00	-29.88	3	Vertical	159	1.73	-
2412MHz	Pass	AV	3.61802G	50.47	54.00	-3.53	3	Horizontal	321	1.30	-
2412MHz	Pass	AV	4.82592G	29.25	54.00	-24.75	3	Horizontal	26	2.29	-
2412MHz	Pass	PK	3.61804G	52.25	74.00	-21.75	3	Horizontal	321	1.30	-
2412MHz	Pass	PK	4.82558G	42.93	74.00	-31.07	3	Horizontal	26	2.29	-
2417MHz	Pass	AV	2.39G	53.40	54.00	-0.60	3	Vertical	196	1.83	-
2417MHz	Pass	AV	2.4212G	102.99	Inf	-Inf	3	Vertical	196	1.83	-
2417MHz	Pass	PK	2.3896G	71.33	74.00	-2.67	3	Vertical	196	1.83	-
2417MHz	Pass	PK	2.4196G	113.04	Inf	-Inf	3	Vertical	196	1.83	-
2437MHz	Pass	AV	2.3894G	53.14	54.00	-0.86	3	Vertical	184	1.56	-
2437MHz	Pass	AV	2.4394G	109.51	Inf	-Inf	3	Vertical	184	1.56	-
2437MHz	Pass	AV	2.4835G	53.83	54.00	-0.17	3	Vertical	184	1.56	-
2437MHz	Pass	PK	2.3894G	70.12	74.00	-3.88	3	Vertical	184	1.56	-
2437MHz	Pass	PK	2.4386G	119.71	Inf	-Inf	3	Vertical	184	1.56	-
2437MHz	Pass	PK	2.4846G	73.73	74.00	-0.27	3	Vertical	184	1.56	-
2437MHz	Pass	AV	3.65551G	41.77	54.00	-12.23	3	Vertical	330	1.08	-
2437MHz	Pass	AV	4.87604G	33.57	54.00	-20.43	3	Vertical	169	1.85	-
2437MHz	Pass	AV	7.3113G	40.03	54.00	-13.97	3	Vertical	168	2.05	-
2437MHz	Pass	PK	3.65552G	46.39	74.00	-27.61	3	Vertical	330	1.08	-
2437MHz	Pass	PK	4.87826G	47.65	74.00	-26.35	3	Vertical	169	1.85	-
2437MHz	Pass	PK	7.31298G	55.38	74.00	-18.62	3	Vertical	168	2.05	-
2437MHz	Pass	AV	3.65549G	50.33	54.00	-3.67	3	Horizontal	342	1.28	-
2437MHz	Pass	AV	4.87536G	29.61	54.00	-24.39	3	Horizontal	298	1.50	-
2437MHz	Pass	AV	7.31322G	38.06	54.00	-15.94	3	Horizontal	16	2.21	-
2437MHz	Pass	PK	3.65553G	52.19	74.00	-21.81	3	Horizontal	342	1.28	-
2437MHz	Pass	PK	4.87896G	42.89	74.00	-31.11	3	Horizontal	298	1.50	-
2437MHz	Pass	PK	7.31254G	53.13	74.00	-20.87	3	Horizontal	16	2.21	-
2457MHz	Pass	AV	2.4544G	104.79	Inf	-Inf	3	Vertical	181	1.40	-
2457MHz	Pass	AV	2.4835G	53.73	54.00	-0.27	3	Vertical	181	1.40	-
2457MHz	Pass	PK	2.4586G	114.77	Inf	-Inf	3	Vertical	181	1.40	-
2457MHz	Pass	PK	2.4836G	72.84	74.00	-1.16	3	Vertical	181	1.40	-
2462MHz	Pass	AV	2.466G	102.17	Inf	-Inf	3	Vertical	189	1.75	-
2462MHz	Pass	AV	2.4835G	48.76	54.00	-5.24	3	Vertical	189	1.75	-
2462MHz	Pass	PK	2.4646G	112.25	Inf	-Inf	3	Vertical	189	1.75	-
2462MHz	Pass	PK	2.4836G	73.56	74.00	-0.44	3	Vertical	189	1.75	-
2462MHz	Pass	AV	4.9254G	30.79	54.00	-23.21	3	Vertical	221	1.50	-
2462MHz	Pass	AV	7.3891G	36.52	54.00	-17.48	3	Vertical	227	1.80	-
2462MHz	Pass	PK	4.92508G	45.78	74.00	-28.22	3	Vertical	221	1.50	-

Remark :

Level (dBuV/m) = Raw(Read Level) + AF(Antenna Factor) + CL(Cable Loss) - PA(Preamp Factor) 992618

Mode	Result	Type	Freq (Hz)	Level (dBuV/m)	Limit (dBuV/m)	Margin (dB)	Dist (m)	Condition	Azimuth (°)	Height (m)	Comments
2462MHz	Pass	PK	7.38834G	54.78	74.00	-19.22	3	Vertical	227	1.80	-
2462MHz	Pass	AV	4.92428G	29.65	54.00	-24.35	3	Horizontal	7	1.49	-
2462MHz	Pass	AV	7.38708G	35.54	54.00	-18.46	3	Horizontal	24	2.17	-
2462MHz	Pass	PK	4.92304G	43.24	74.00	-30.76	3	Horizontal	7	1.49	-
2462MHz	Pass	PK	7.3869G	50.49	74.00	-23.51	3	Horizontal	24	2.17	-
802.11ax HEW20_Nss1,(MCS0)_1TX	-	-	-	-	-	-	-	-	-	-	-
2412MHz	Pass	AV	2.39G	49.90	54.00	-4.10	3	Vertical	183	1.49	-
2412MHz	Pass	AV	2.4046G	102.15	Inf	-Inf	3	Vertical	183	1.49	-
2412MHz	Pass	PK	2.3886G	73.13	74.00	-0.87	3	Vertical	183	1.49	-
2412MHz	Pass	PK	2.405G	114.99	Inf	-Inf	3	Vertical	183	1.49	-
2412MHz	Pass	AV	3.618G	45.57	54.00	-8.43	3	Vertical	318	1.06	-
2412MHz	Pass	AV	4.82548G	29.31	54.00	-24.69	3	Vertical	0	1.49	-
2412MHz	Pass	PK	3.61797G	48.37	74.00	-25.63	3	Vertical	314	1.10	-
2412MHz	Pass	PK	4.82548G	42.70	74.00	-31.30	3	Vertical	0	1.49	-
2412MHz	Pass	AV	3.618G	50.48	54.00	-3.52	3	Horizontal	325	120	-
2412MHz	Pass	AV	4.82844G	29.08	54.00	-24.92	3	Horizontal	79	2.29	-
2412MHz	Pass	PK	3.61804G	52.42	74.00	-21.58	3	Horizontal	325	120	-
2412MHz	Pass	PK	4.82308G	42.28	74.00	-31.72	3	Horizontal	79	2.29	-
2417MHz	Pass	AV	2.39G	53.72	54.00	-0.28	3	Vertical	185	1.49	-
2417MHz	Pass	AV	2.4098G	103.15	Inf	-Inf	3	Vertical	185	1.49	-
2417MHz	Pass	PK	2.3894G	72.39	74.00	-1.61	3	Vertical	185	1.49	-
2417MHz	Pass	PK	2.414G	115.99	Inf	-Inf	3	Vertical	185	1.49	-
2437MHz	Pass	AV	2.3898G	53.06	54.00	-0.94	3	Vertical	184	1.48	-
2437MHz	Pass	AV	2.4398G	107.33	Inf	-Inf	3	Vertical	184	1.48	-
2437MHz	Pass	AV	2.4835G	53.42	54.00	-0.58	3	Vertical	184	1.48	-
2437MHz	Pass	PK	2.3886G	71.48	74.00	-2.52	3	Vertical	184	1.48	-
2437MHz	Pass	PK	2.4338G	120.17	Inf	-Inf	3	Vertical	184	1.48	-
2437MHz	Pass	PK	2.4858G	70.18	74.00	-3.82	3	Vertical	184	1.48	-
2437MHz	Pass	AV	3.65552G	41.79	54.00	-12.21	3	Vertical	352	1.16	-
2437MHz	Pass	AV	4.87588G	32.68	54.00	-21.32	3	Vertical	328	1.48	-
2437MHz	Pass	AV	7.31054G	38.58	54.00	-15.42	3	Vertical	166	2.93	-
2437MHz	Pass	PK	3.65549G	46.09	74.00	-27.91	3	Vertical	352	1.16	-
2437MHz	Pass	PK	4.87196G	46.31	74.00	-27.69	3	Vertical	328	1.48	-
2437MHz	Pass	PK	7.30804G	53.88	74.00	-20.12	3	Vertical	166	2.93	-
2437MHz	Pass	AV	3.6555G	50.39	54.00	-3.61	3	Horizontal	322	1.30	-
2437MHz	Pass	AV	4.87428G	29.47	54.00	-24.53	3	Horizontal	303	1.52	-
2437MHz	Pass	AV	7.31444G	36.65	54.00	-17.35	3	Horizontal	358	2.16	-
2437MHz	Pass	PK	3.65545G	52.21	74.00	-21.79	3	Horizontal	322	1.30	-
2437MHz	Pass	PK	4.87168G	42.62	74.00	-31.38	3	Horizontal	303	1.52	-
2437MHz	Pass	PK	7.3121G	51.32	74.00	-22.68	3	Horizontal	358	2.16	-
2457MHz	Pass	AV	2.4498G	103.83	Inf	-Inf	3	Vertical	183	1.42	-
2457MHz	Pass	AV	2.4835G	53.71	54.00	-0.29	3	Vertical	183	1.42	-
2457MHz	Pass	PK	2.4538G	116.97	Inf	-Inf	3	Vertical	183	1.42	-
2457MHz	Pass	PK	2.4836G	72.17	74.00	-1.83	3	Vertical	183	1.42	-
2462MHz	Pass	AV	2.4548G	100.24	Inf	-Inf	3	Vertical	183	1.38	-
2462MHz	Pass	AV	2.4835G	47.77	54.00	-6.23	3	Vertical	183	1.38	-
2462MHz	Pass	PK	2.4634G	113.23	Inf	-Inf	3	Vertical	183	1.38	-
2462MHz	Pass	PK	2.4835G	73.81	74.00	-0.19	3	Vertical	183	1.38	-
2462MHz	Pass	AV	4.92288G	29.98	54.00	-24.02	3	Vertical	0	1.48	-

Remark :

Level (dBuV/m) = Raw(Read Level) + AF(Antenna Factor) + CL(Cable Loss) - PA(Preamp Factor) 992618

Mode	Result	Type	Freq (Hz)	Level (dBuV/m)	Limit (dBuV/m)	Margin (dB)	Dist (m)	Condition	Azimuth (°)	Height (m)	Comments
2462MHz	Pass	AV	7.38786G	35.96	54.00	-18.04	3	Vertical	233	1.71	-
2462MHz	Pass	PK	4.91952G	45.14	74.00	-28.86	3	Vertical	0	1.48	-
2462MHz	Pass	PK	7.3881G	54.80	74.00	-19.20	3	Vertical	233	1.71	-
2462MHz	Pass	AV	4.92554G	29.40	54.00	-24.60	3	Horizontal	359	1.49	-
2462MHz	Pass	AV	7.38574G	35.45	54.00	-18.55	3	Horizontal	0	1.48	-
2462MHz	Pass	PK	4.92124G	42.89	74.00	-31.11	3	Horizontal	359	1.49	-
2462MHz	Pass	PK	7.3854G	49.90	74.00	-24.10	3	Horizontal	0	1.48	-
802.11ax HEW40_Nss1,(MCS0)_1TX	-	-	-	-	-	-	-	-	-	-	-
2422MHz	Pass	AV	2.3896G	51.94	54.00	-2.06	3	Vertical	180	1.51	-
2422MHz	Pass	AV	2.4048G	100.11	Inf	-Inf	3	Vertical	180	1.51	-
2422MHz	Pass	AV	2.4835G	48.77	54.00	-5.23	3	Vertical	180	1.51	-
2422MHz	Pass	PK	2.39G	73.23	74.00	-0.77	3	Vertical	180	1.51	-
2422MHz	Pass	PK	2.4068G	112.71	Inf	-Inf	3	Vertical	180	1.51	-
2422MHz	Pass	PK	2.484G	63.02	74.00	-10.98	3	Vertical	180	1.51	-
2422MHz	Pass	AV	3.63306G	44.79	54.00	-9.21	3	Vertical	318	1.19	-
2422MHz	Pass	AV	4.83424G	30.27	54.00	-23.73	3	Vertical	162	1.49	-
2422MHz	Pass	PK	3.63316G	48.19	74.00	-25.81	3	Vertical	318	1.19	-
2422MHz	Pass	PK	4.84788G	42.74	74.00	-31.26	3	Vertical	162	1.49	-
2422MHz	Pass	AV	3.63302G	45.58	54.00	-8.42	3	Horizontal	26	1.91	-
2422MHz	Pass	AV	4.8341G	30.49	54.00	-23.51	3	Horizontal	326	1.48	-
2422MHz	Pass	PK	3.633G	48.23	74.00	-25.77	3	Horizontal	26	1.91	-
2422MHz	Pass	PK	4.85846G	42.53	74.00	-31.47	3	Horizontal	326	1.48	-
2427MHz	Pass	AV	2.3898G	53.12	54.00	-0.88	3	Vertical	179	1.49	-
2427MHz	Pass	AV	2.4414G	100.73	Inf	-Inf	3	Vertical	179	1.49	-
2427MHz	Pass	AV	2.4835G	49.30	54.00	-4.70	3	Vertical	179	1.49	-
2427MHz	Pass	PK	2.389G	71.61	74.00	-2.39	3	Vertical	179	1.49	-
2427MHz	Pass	PK	2.4398G	113.20	Inf	-Inf	3	Vertical	179	1.49	-
2427MHz	Pass	PK	2.487G	63.78	74.00	-10.22	3	Vertical	179	1.49	-
2437MHz	Pass	AV	2.3894G	53.21	54.00	-0.79	3	Vertical	180	1.49	-
2437MHz	Pass	AV	2.4414G	101.90	Inf	-Inf	3	Vertical	180	1.49	-
2437MHz	Pass	AV	2.4838G	53.46	54.00	-0.54	3	Vertical	180	1.49	-
2437MHz	Pass	PK	2.3894G	69.99	74.00	-4.01	3	Vertical	180	1.49	-
2437MHz	Pass	PK	2.4498G	114.54	Inf	-Inf	3	Vertical	180	1.49	-
2437MHz	Pass	PK	2.4835G	70.62	74.00	-3.38	3	Vertical	180	1.49	-
2437MHz	Pass	AV	3.6555G	44.83	54.00	-9.17	3	Vertical	317	0.99	-
2437MHz	Pass	AV	4.87538G	30.64	54.00	-23.36	3	Vertical	171	1.49	-
2437MHz	Pass	AV	7.3312G	36.41	54.00	-17.59	3	Vertical	151	2.91	-
2437MHz	Pass	PK	3.65554G	47.70	74.00	-26.30	3	Vertical	317	0.99	-
2437MHz	Pass	PK	4.87358G	42.91	74.00	-31.09	3	Vertical	171	1.49	-
2437MHz	Pass	PK	7.3357G	50.19	74.00	-23.81	3	Vertical	151	2.91	-
2437MHz	Pass	AV	3.65552G	49.77	54.00	-4.23	3	Horizontal	331	1.44	-
2437MHz	Pass	AV	4.87328G	30.25	54.00	-23.75	3	Horizontal	0	2.62	-
2437MHz	Pass	AV	7.3196G	36.09	54.00	-17.91	3	Horizontal	272	2.15	-
2437MHz	Pass	PK	3.65553G	51.60	74.00	-22.40	3	Horizontal	331	1.44	-
2437MHz	Pass	PK	4.87238G	43.16	74.00	-30.84	3	Horizontal	0	2.62	-
2437MHz	Pass	PK	7.3182G	48.27	74.00	-25.73	3	Horizontal	272	2.15	-
2447MHz	Pass	AV	2.3898G	48.59	54.00	-5.41	3	Vertical	182	1.65	-
2447MHz	Pass	AV	2.4406G	100.65	Inf	-Inf	3	Vertical	182	1.65	-
2447MHz	Pass	AV	2.4846G	51.97	54.00	-2.03	3	Vertical	182	1.65	-

Remark :

Level (dBuV/m) = Raw(Read Level) + AF(Antenna Factor) + CL(Cable Loss) - PA(Preamp Factor) 992618

Mode	Result	Type	Freq (Hz)	Level (dBuV/m)	Limit (dBuV/m)	Margin (dB)	Dist (m)	Condition	Azimuth (°)	Height (m)	Comments
2447MHz	Pass	PK	2.3886G	63.05	74.00	-10.95	3	Vertical	182	1.65	-
2447MHz	Pass	PK	2.439G	113.34	Inf	-Inf	3	Vertical	182	1.65	-
2447MHz	Pass	PK	2.4835G	73.23	74.00	-0.77	3	Vertical	182	1.65	-
2452MHz	Pass	AV	2.39G	47.50	54.00	-6.50	3	Vertical	182	1.40	-
2452MHz	Pass	AV	2.4564G	100.39	Inf	-Inf	3	Vertical	182	1.40	-
2452MHz	Pass	AV	2.484G	51.35	54.00	-2.65	3	Vertical	182	1.40	-
2452MHz	Pass	PK	2.3856G	60.56	74.00	-13.44	3	Vertical	182	1.40	-
2452MHz	Pass	PK	2.444G	112.63	Inf	-Inf	3	Vertical	182	1.40	-
2452MHz	Pass	PK	2.4835G	73.23	74.00	-0.77	3	Vertical	182	1.40	-
2452MHz	Pass	AV	4.9076G	30.32	54.00	-23.68	3	Vertical	137	1.71	-
2452MHz	Pass	AV	7.35348G	36.33	54.00	-17.67	3	Vertical	115	2.99	-
2452MHz	Pass	PK	4.91768G	42.77	74.00	-31.23	3	Vertical	137	1.71	-
2452MHz	Pass	PK	7.36524G	49.04	74.00	-24.96	3	Vertical	115	2.99	-
2452MHz	Pass	AV	4.90466G	30.35	54.00	-23.65	3	Horizontal	273	1.96	-
2452MHz	Pass	AV	7.35702G	36.24	54.00	-17.76	3	Horizontal	216	1.30	-
2452MHz	Pass	PK	4.90736G	42.62	74.00	-31.38	3	Horizontal	273	1.96	-
2452MHz	Pass	PK	7.37022G	49.04	74.00	-24.96	3	Horizontal	216	1.30	-

Remark :

Level (dBuV/m) = Raw(Read Level) + AF(Antenna Factor) + CL(Cable Loss) - PA(Preamp Factor) 992618

802.11b_Nss1,(1Mbps)_1TX

2412MHz_TX

02/02/2020

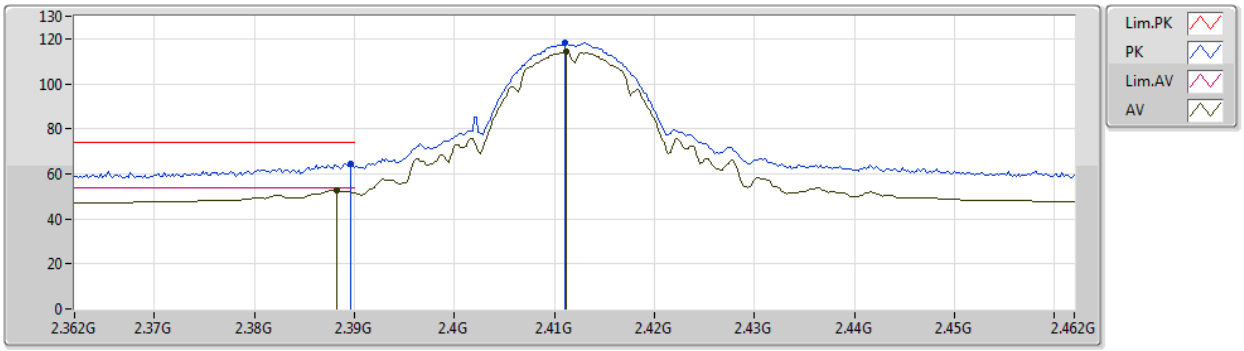

Type	Freq	Level	Limit	Margin	Factor	Dist	Condition	Azimuth	Height	Comment	Raw	AF	CL	PA
	(Hz)	(dBuV/m)	(dBuV/m)	(dB)	(dB)	(m)		(°)	(m)		(dBuV)	(dB)	(dB)	(dB)
AV	2.3882G	52.60	54.00	-1.40	32.08	3	Vertical	185	1.49	-	20.52	27.36	4.72	-
AV	2.4112G	114.32	Inf	-Inf	32.17	3	Vertical	185	1.49	-	82.15	27.43	4.74	-
PK	2.3896G	64.63	74.00	-9.37	32.09	3	Vertical	185	1.49	-	32.54	27.37	4.72	-
PK	2.411G	118.08	Inf	-Inf	32.17	3	Vertical	185	1.49	-	85.91	27.43	4.74	-

802.11b_Nss1,(1Mbps)_1TX

2412MHz_TX

02/02/2020

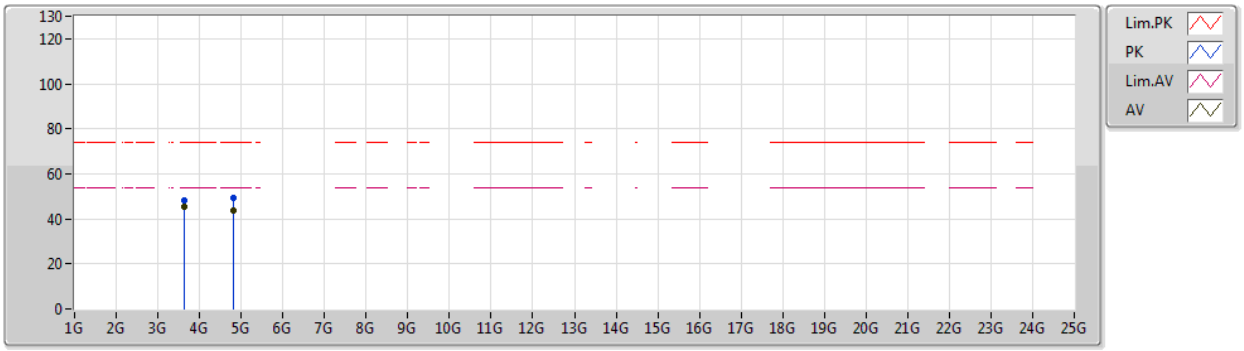

Type	Freq	Level	Limit	Margin	Factor	Dist	Condition	Azimuth	Height	Comment	Raw	AF	CL	PA
	(Hz)	(dBuV/m)	(dBuV/m)	(dB)	(dB)	(m)		(°)	(m)		(dBuV)	(dB)	(dB)	(dB)
AV	3.618G	45.29	54.00	-8.71	0.84	3	Vertical	318	1.06	-	44.45	29.01	5.93	34.10
AV	4.82406G	43.80	54.00	-10.20	4.27	3	Vertical	158	1.86	-	39.53	31.38	6.79	33.90
PK	3.618G	48.31	74.00	-25.69	0.84	3	Vertical	318	1.06	-	47.47	29.01	5.93	34.10
PK	4.824G	49.26	74.00	-24.74	4.27	3	Vertical	158	1.86	-	44.99	31.38	6.79	33.90

802.11b_Nss1,(1Mbps)_1TX

2412MHz_TX

02/02/2020

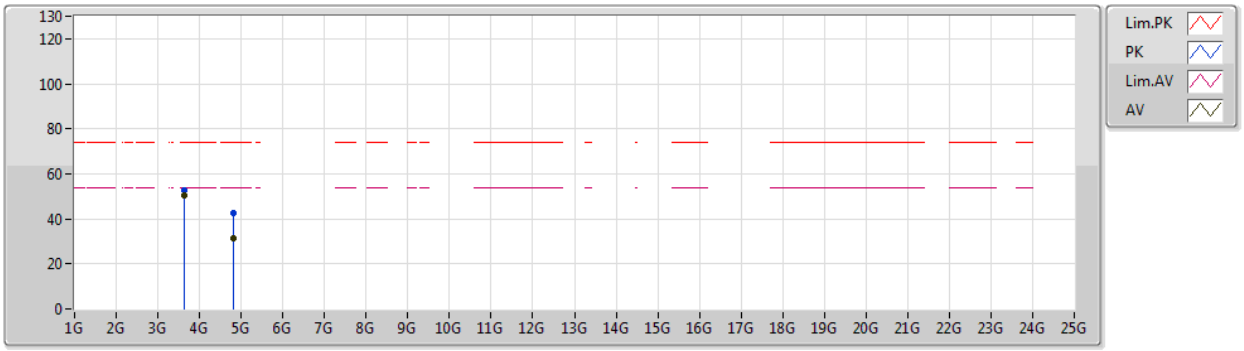

Type	Freq	Level	Limit	Margin	Factor	Dist	Condition	Azimuth	Height	Comment	Raw	AF	CL	PA
	(Hz)	(dBuV/m)	(dBuV/m)	(dB)	(dB)	(m)		(°)	(m)		(dBuV)	(dB)	(dB)	(dB)
AV	3.61801G	50.25	54.00	-3.75	0.84	3	Horizontal	335	1.27	-	49.41	29.01	5.93	34.10
AV	4.82404G	31.35	54.00	-22.65	4.27	3	Horizontal	21	1.48	-	27.08	31.38	6.79	33.90
PK	3.61798G	52.42	74.00	-21.58	0.84	3	Horizontal	335	1.27	-	51.58	29.01	5.93	34.10
PK	4.8195G	42.55	74.00	-31.45	4.27	3	Horizontal	21	1.48	-	38.28	31.38	6.79	33.90

802.11b_Nss1,(1Mbps)_1TX

2417MHz_TX

02/02/2020

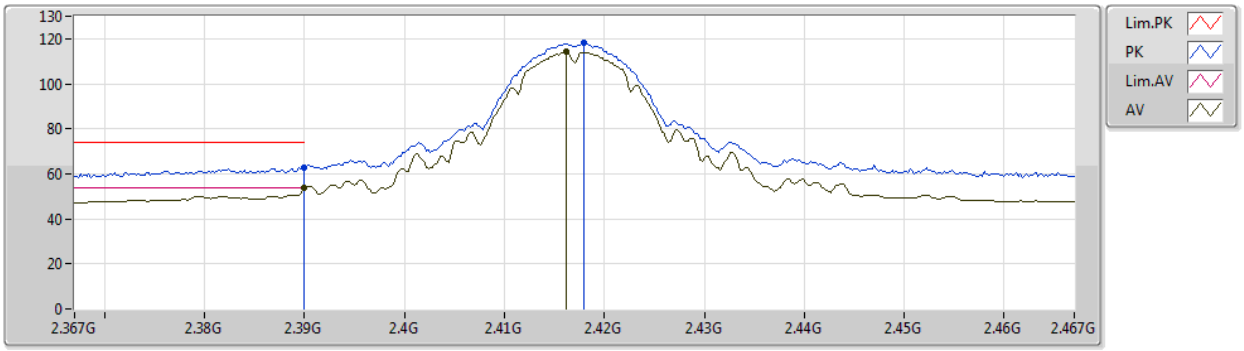

Type	Freq	Level	Limit	Margin	Factor	Dist	Condition	Azimuth	Height	Comment	Raw	AF	CL	PA
	(Hz)	(dBuV/m)	(dBuV/m)	(dB)	(dB)	(m)		(°)	(m)		(dBuV)	(dB)	(dB)	(dB)
AV	2.39G	53.88	54.00	-0.12	32.09	3	Vertical	351	1.45	-	21.79	27.37	4.72	-
AV	2.4162G	114.09	Inf	-Inf	32.20	3	Vertical	351	1.45	-	81.89	27.45	4.75	-
PK	2.39G	62.70	74.00	-11.30	32.09	3	Vertical	351	1.45	-	30.61	27.37	4.72	-
PK	2.418G	118.14	Inf	-Inf	32.20	3	Vertical	351	1.45	-	85.94	27.45	4.75	-

Remark :

Level (dBuV/m) = Raw(Read Level) + AF(Antenna Factor) + CL(Cable Loss) - PA(Preamp Factor) 992618

802.11b_Nss1,(1Mbps)_1TX

2437MHz_TX

02/02/2020

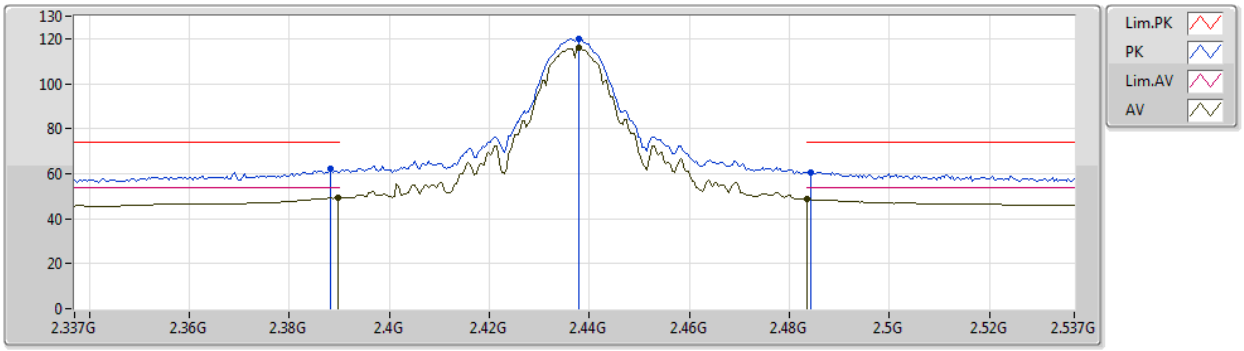

Type	Freq	Level	Limit	Margin	Factor	Dist	Condition	Azimuth	Height	Comment	Raw	AF	CL	PA
	(Hz)	(dBuV/m)	(dBuV/m)	(dB)	(dB)	(m)		(°)	(m)		(dBuV)	(dB)	(dB)	(dB)
AV	2.3898G	49.30	54.00	-4.70	32.09	3	Vertical	183	1.64	-	17.21	27.37	4.72	-
AV	2.4378G	116.03	Inf	-Inf	32.28	3	Vertical	183	1.64	-	83.75	27.51	4.77	-
AV	2.4835G	48.77	54.00	-5.23	32.48	3	Vertical	183	1.64	-	16.29	27.65	4.83	-
PK	2.3882G	62.21	74.00	-11.79	32.08	3	Vertical	183	1.64	-	30.13	27.36	4.72	-
PK	2.4378G	119.98	Inf	-Inf	32.28	3	Vertical	183	1.64	-	87.70	27.51	4.77	-
PK	2.4842G	60.77	74.00	-13.23	32.48	3	Vertical	183	1.64	-	28.29	27.65	4.83	-

802.11b_Nss1,(1Mbps)_1TX

2437MHz_TX

02/02/2020

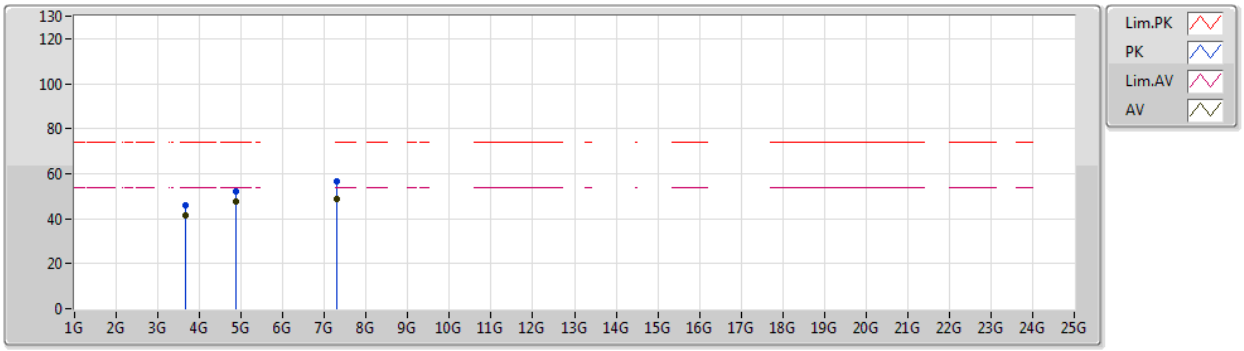

Type	Freq	Level	Limit	Margin	Factor	Dist	Condition	Azimuth	Height	Comment	Raw	AF	CL	PA
	(Hz)	(dBuV/m)	(dBuV/m)	(dB)	(dB)	(m)		(°)	(m)		(dBuV)	(dB)	(dB)	(dB)
AV	3.65552G	41.49	54.00	-12.51	1.01	3	Vertical	337	1.15	-	40.48	29.08	6.02	34.09
AV	4.87404G	47.49	54.00	-6.51	4.41	3	Vertical	168	1.80	-	43.08	31.47	6.81	33.87
AV	7.30976G	48.99	54.00	-5.01	10.51	3	Vertical	325	3.00	-	38.48	36.01	8.61	34.11
PK	3.65547G	46.05	74.00	-27.95	1.01	3	Vertical	337	1.15	-	45.04	29.08	6.02	34.09
PK	4.87402G	52.07	74.00	-21.93	4.41	3	Vertical	168	1.80	-	47.66	31.47	6.81	33.87
PK	7.31002G	56.34	74.00	-17.66	10.51	3	Vertical	325	3.00	-	45.83	36.01	8.61	34.11

802.11b_Nss1,(1Mbps)_1TX

2437MHz_TX

02/02/2020

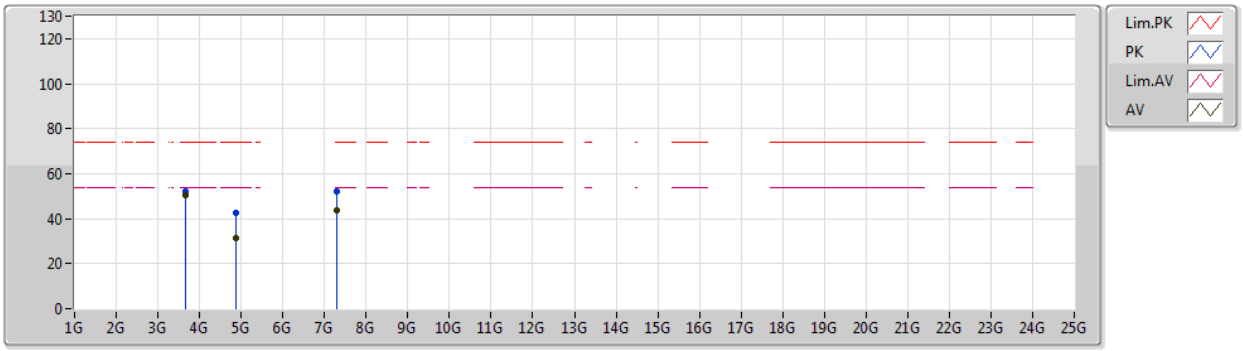

Type	Freq	Level	Limit	Margin	Factor	Dist	Condition	Azimuth	Height	Comment	Raw	AF	CL	PA
	(Hz)	(dBuV/m)	(dBuV/m)	(dB)	(dB)	(m)		(°)	(m)		(dBuV)	(dB)	(dB)	(dB)
AV	3.65549G	50.16	54.00	-3.84	1.01	3	Horizontal	335	1.18	-	49.15	29.08	6.02	34.09
AV	4.87398G	31.59	54.00	-22.41	4.41	3	Horizontal	115	1.54	-	27.18	31.47	6.81	33.87
AV	7.30978G	43.67	54.00	-10.33	10.51	3	Horizontal	0	1.46	-	33.16	36.01	8.61	34.11
PK	3.65551G	52.22	74.00	-21.78	1.01	3	Horizontal	335	1.18	-	51.21	29.08	6.02	34.09
PK	4.87396G	42.61	74.00	-31.39	4.41	3	Horizontal	115	1.54	-	38.20	31.47	6.81	33.87
PK	7.30948G	52.20	74.00	-21.80	10.50	3	Horizontal	0	1.46	-	41.70	36.00	8.61	34.11

Remark :

Level (dBuV/m) = Raw(Read Level) + AF(Antenna Factor) + CL(Cable Loss) - PA(Preamp Factor) 992618

802.11b_Nss1,(1Mbps)_1TX

2457MHz_TX

02/02/2020

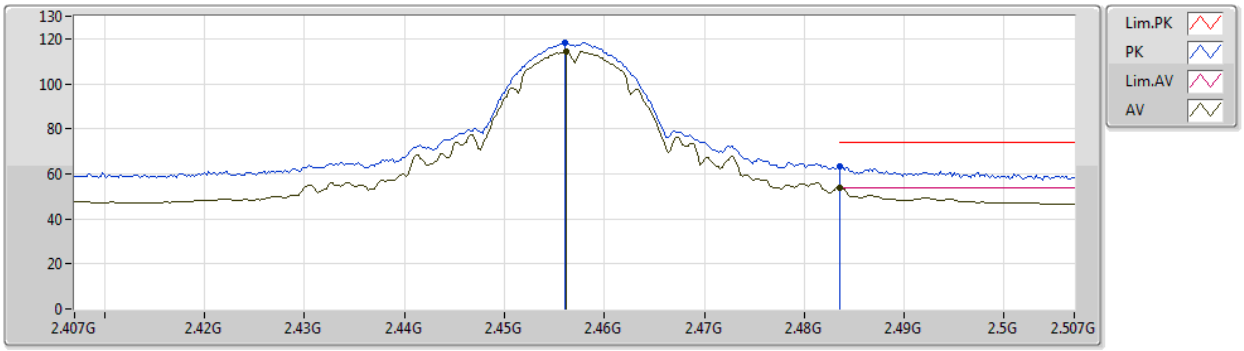

Type	Freq	Level	Limit	Margin	Factor	Dist	Condition	Azimuth	Height	Comment	Raw	AF	CL	PA
	(Hz)	(dBuV/m)	(dBuV/m)	(dB)	(dB)	(m)		(°)	(m)		(dBuV)	(dB)	(dB)	(dB)
AV	2.4562G	114.49	Inf	-Inf	32.37	3	Vertical	183	1.40	-	82.12	27.57	4.80	-
AV	2.4835G	53.58	54.00	-0.42	32.48	3	Vertical	183	1.40	-	21.10	27.65	4.83	-
PK	2.456G	118.26	Inf	-Inf	32.37	3	Vertical	183	1.40	-	85.89	27.57	4.80	-
PK	2.4836G	63.27	74.00	-10.73	32.48	3	Vertical	183	1.40	-	30.79	27.65	4.83	-

802.11b_Nss1,(1Mbps)_1TX

2462MHz_TX

02/02/2020

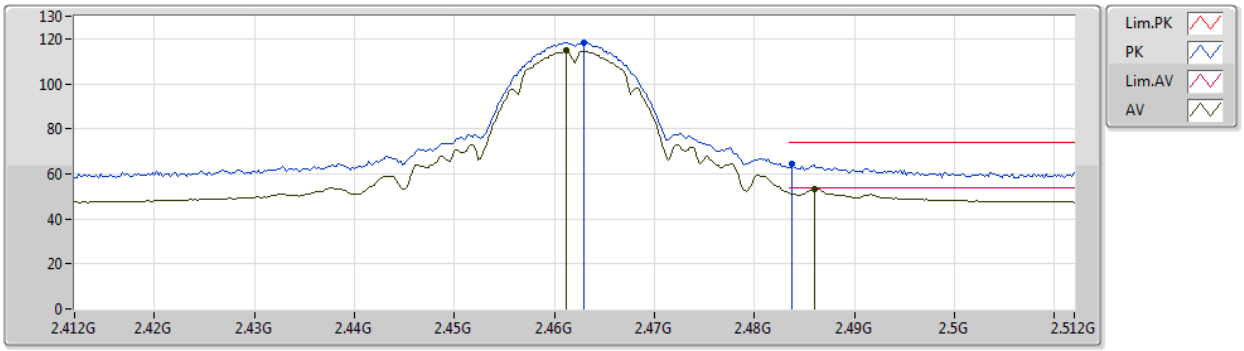

Type	Freq	Level	Limit	Margin	Factor	Dist	Condition	Azimuth	Height	Comment	Raw	AF	CL	PA
	(Hz)	(dBuV/m)	(dBuV/m)	(dB)	(dB)	(m)		(°)	(m)		(dBuV)	(dB)	(dB)	(dB)
AV	2.4612G	114.67	Inf	-Inf	32.38	3	Vertical	186	1.73	-	82.29	27.58	4.80	-
AV	2.486G	53.26	54.00	-0.74	32.49	3	Vertical	186	1.73	-	20.77	27.66	4.83	-
PK	2.463G	118.47	Inf	-Inf	32.39	3	Vertical	186	1.73	-	86.08	27.59	4.80	-
PK	2.4838G	64.21	74.00	-9.79	32.48	3	Vertical	186	1.73	-	31.73	27.65	4.83	-

802.11b_Nss1,(1Mbps)_1TX

2462MHz_TX

02/02/2020

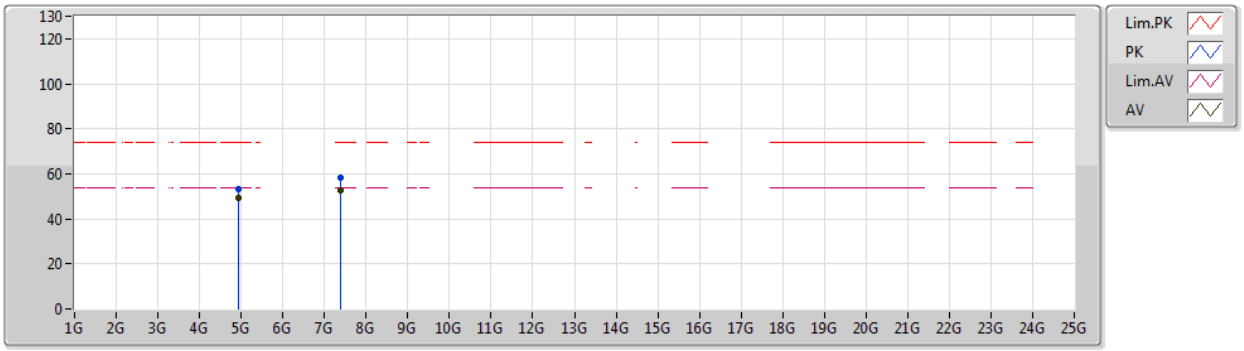

Type	Freq	Level	Limit	Margin	Factor	Dist	Condition	Azimuth	Height	Comment	Raw	AF	CL	PA
	(Hz)	(dBuV/m)	(dBuV/m)	(dB)	(dB)	(m)		(°)	(m)		(dBuV)	(dB)	(dB)	(dB)
AV	4.92398G	49.30	54.00	-4.70	4.53	3	Vertical	170	1.58	-	44.77	31.56	6.82	33.85
AV	7.38476G	52.52	54.00	-1.48	10.74	3	Vertical	229	1.81	-	41.78	36.20	8.65	34.11
PK	4.92394G	53.38	74.00	-20.62	4.53	3	Vertical	170	1.58	-	48.85	31.56	6.82	33.85
PK	7.38464G	58.48	74.00	-15.52	10.74	3	Vertical	229	1.81	-	47.74	36.20	8.65	34.11

802.11b_Nss1,(1Mbps)_1TX

2462MHz_TX

02/02/2020

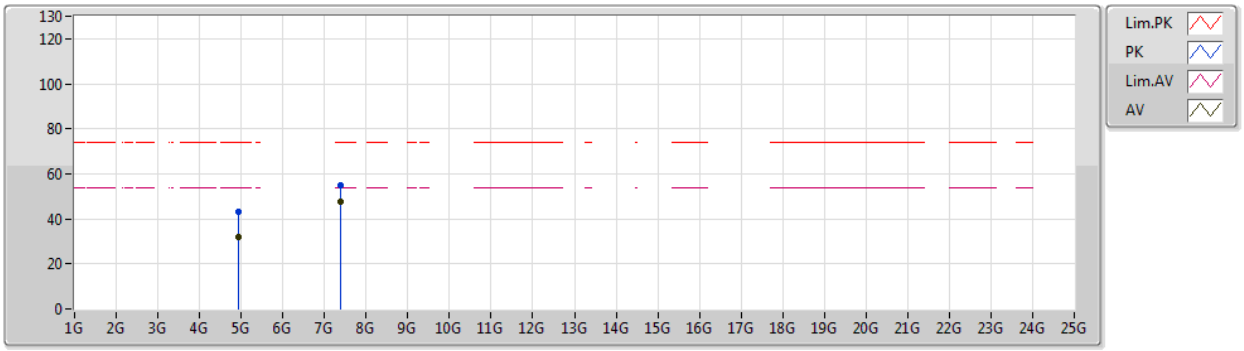

Type	Freq	Level	Limit	Margin	Factor	Dist	Condition	Azimuth	Height	Comment	Raw	AF	CL	PA
	(Hz)	(dBuV/m)	(dBuV/m)	(dB)	(dB)	(m)		(°)	(m)		(dBuV)	(dB)	(dB)	(dB)
AV	4.92388G	32.00	54.00	-22.00	4.53	3	Horizontal	194	1.48	-	27.47	31.56	6.82	33.85
AV	7.38474G	47.88	54.00	-6.12	10.74	3	Horizontal	27	1.65	-	37.14	36.20	8.65	34.11
PK	4.92414G	43.05	74.00	-30.95	4.53	3	Horizontal	194	1.48	-	38.52	31.56	6.82	33.85
PK	7.3845G	55.06	74.00	-18.94	10.74	3	Horizontal	27	1.65	-	44.32	36.20	8.65	34.11

802.11g_Nss1,(6Mbps)_1TX

2412MHz_TX

02/02/2020

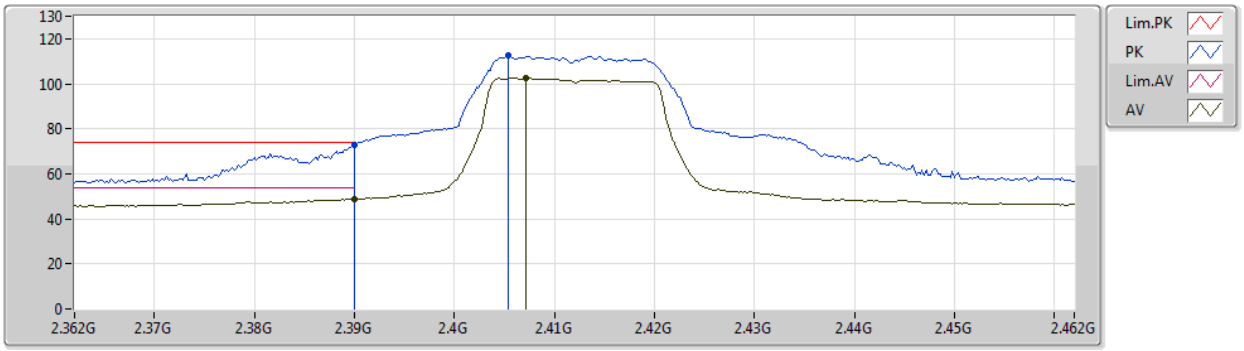

Type	Freq	Level	Limit	Margin	Factor	Dist	Condition	Azimuth	Height	Comment	Raw	AF	CL	PA
	(Hz)	(dBuV/m)	(dBuV/m)	(dB)	(dB)	(m)		(°)	(m)		(dBuV)	(dB)	(dB)	(dB)
AV	2.39G	48.94	54.00	-5.06	32.09	3	Vertical	185	1.48	-	16.85	27.37	4.72	-
AV	2.4072G	102.49	Inf	-Inf	32.16	3	Vertical	185	1.48	-	70.33	27.42	4.74	-
PK	2.39G	72.59	74.00	-1.41	32.09	3	Vertical	185	1.48	-	40.50	27.37	4.72	-
PK	2.4054G	112.60	Inf	-Inf	32.16	3	Vertical	185	1.48	-	80.44	27.42	4.74	-

802.11g_Nss1,(6Mbps)_1TX

2412MHz_TX

02/02/2020

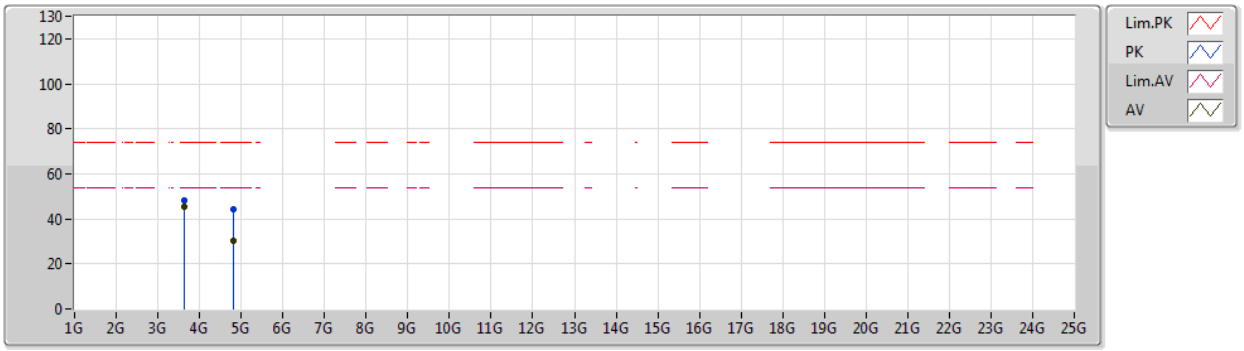

Type	Freq	Level	Limit	Margin	Factor	Dist	Condition	Azimuth	Height	Comment	Raw	AF	CL	PA
	(Hz)	(dBuV/m)	(dBuV/m)	(dB)	(dB)	(m)		(°)	(m)		(dBuV)	(dB)	(dB)	(dB)
AV	3.61803G	45.60	54.00	-8.40	0.84	3	Vertical	319	1.04	-	44.76	29.01	5.93	34.10
AV	4.82582G	30.38	54.00	-23.62	4.28	3	Vertical	159	1.73	-	26.10	31.39	6.79	33.90
PK	3.61797G	48.36	74.00	-25.64	0.84	3	Vertical	319	1.04	-	47.52	29.01	5.93	34.10
PK	4.8234G	44.12	74.00	-29.88	4.27	3	Vertical	159	1.73	-	39.85	31.38	6.79	33.90

802.11g_Nss1,(6Mbps)_1TX

2412MHz_TX

02/02/2020

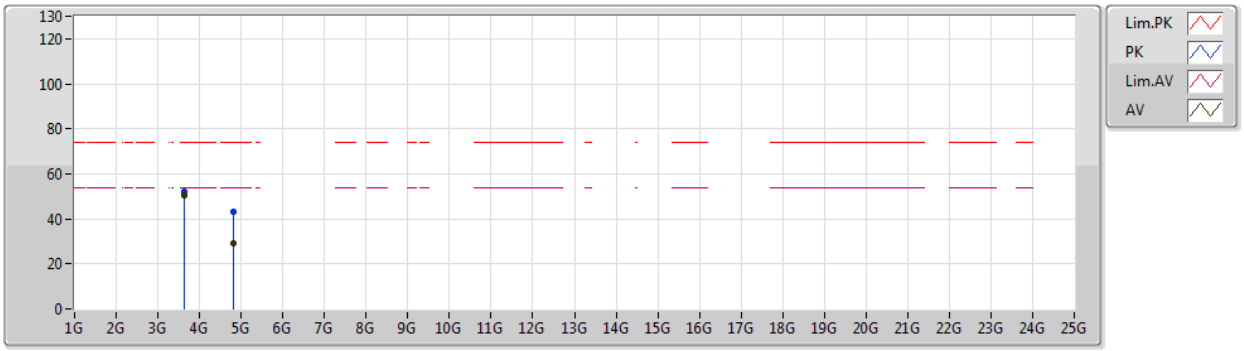

Type	Freq	Level	Limit	Margin	Factor	Dist	Condition	Azimuth	Height	Comment	Raw	AF	CL	PA
	(Hz)	(dBuV/m)	(dBuV/m)	(dB)	(dB)	(m)		(°)	(m)		(dBuV)	(dB)	(dB)	(dB)
AV	3.61802G	50.47	54.00	-3.53	0.84	3	Horizontal	321	1.30	-	49.63	29.01	5.93	34.10
AV	4.82592G	29.25	54.00	-24.75	4.28	3	Horizontal	26	2.29	-	24.97	31.39	6.79	33.90
PK	3.61804G	52.25	74.00	-21.75	0.84	3	Horizontal	321	1.30	-	51.41	29.01	5.93	34.10
PK	4.82558G	42.93	74.00	-31.07	4.28	3	Horizontal	26	2.29	-	38.65	31.39	6.79	33.90

802.11g_Nss1,(6Mbps)_1TX

2417MHz_TX

02/02/2020

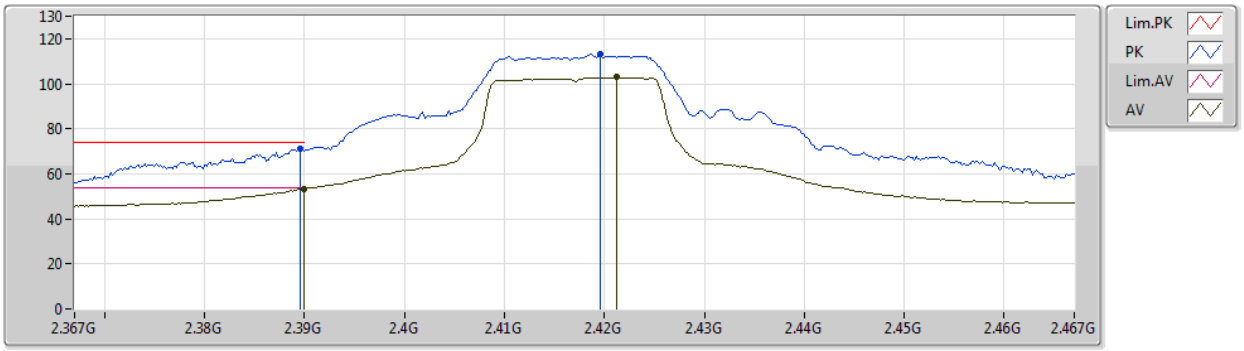

Type	Freq	Level	Limit	Margin	Factor	Dist	Condition	Azimuth	Height	Comment	Raw	AF	CL	PA
	(Hz)	(dBuV/m)	(dBuV/m)	(dB)	(dB)	(m)		(°)	(m)		(dBuV)	(dB)	(dB)	(dB)
AV	2.39G	53.40	54.00	-0.60	32.09	3	Vertical	196	1.83	-	21.31	27.37	4.72	-
AV	2.4212G	102.99	Inf	-Inf	32.21	3	Vertical	196	1.83	-	70.78	27.46	4.75	-
PK	2.3896G	71.33	74.00	-2.67	32.09	3	Vertical	196	1.83	-	39.24	27.37	4.72	-
PK	2.4196G	113.04	Inf	-Inf	32.21	3	Vertical	196	1.83	-	80.83	27.46	4.75	-

802.11g_Nss1,(6Mbps)_1TX

2437MHz_TX

02/02/2020

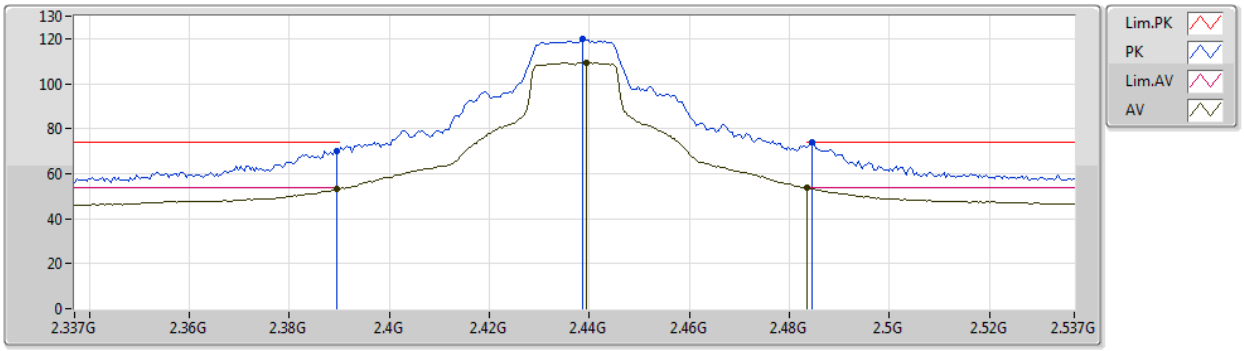

Type	Freq	Level	Limit	Margin	Factor	Dist	Condition	Azimuth	Height	Comment	Raw	AF	CL	PA
	(Hz)	(dBuV/m)	(dBuV/m)	(dB)	(dB)	(m)		(°)	(m)		(dBuV)	(dB)	(dB)	(dB)
AV	2.3894G	53.14	54.00	-0.86	32.09	3	Vertical	184	1.56	-	21.05	27.37	4.72	-
AV	2.4394G	109.51	Inf	-Inf	32.30	3	Vertical	184	1.56	-	77.21	27.52	4.78	-
AV	2.4835G	53.83	54.00	-0.17	32.48	3	Vertical	184	1.56	-	21.35	27.65	4.83	-
PK	2.3894G	70.12	74.00	-3.88	32.09	3	Vertical	184	1.56	-	38.03	27.37	4.72	-
PK	2.4386G	119.71	Inf	-Inf	32.30	3	Vertical	184	1.56	-	87.41	27.52	4.78	-
PK	2.4846G	73.73	74.00	-0.27	32.48	3	Vertical	184	1.56	-	41.25	27.65	4.83	-

802.11g_Nss1,(6Mbps)_1TX

2437MHz_TX

02/02/2020

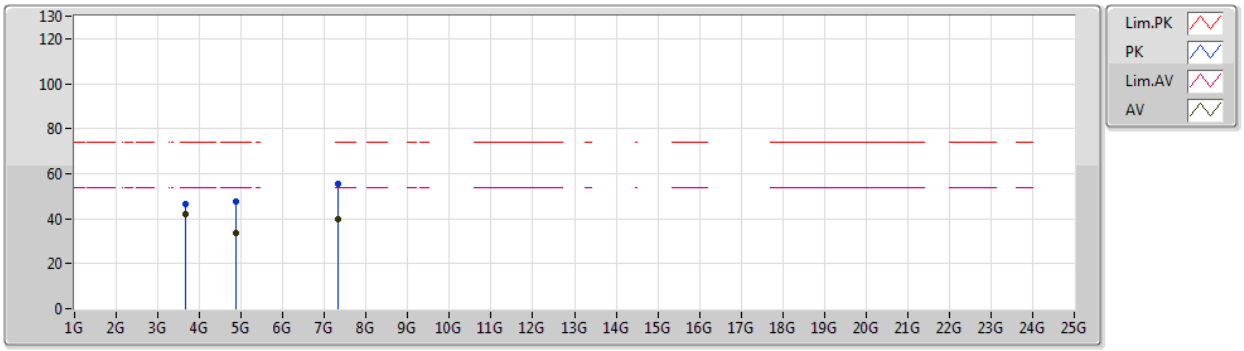

Type	Freq	Level	Limit	Margin	Factor	Dist	Condition	Azimuth	Height	Comment	Raw	AF	CL	PA
	(Hz)	(dBuV/m)	(dBuV/m)	(dB)	(dB)	(m)		(°)	(m)		(dBuV)	(dB)	(dB)	(dB)
AV	3.65551G	41.77	54.00	-12.23	1.01	3	Vertical	330	1.08	-	40.76	29.08	6.02	34.09
AV	4.87604G	33.57	54.00	-20.43	4.42	3	Vertical	169	1.85	-	29.15	31.48	6.81	33.87
AV	7.3113G	40.03	54.00	-13.97	10.51	3	Vertical	168	2.05	-	29.52	36.01	8.61	34.11
PK	3.65552G	46.39	74.00	-27.61	1.01	3	Vertical	330	1.08	-	45.38	29.08	6.02	34.09
PK	4.87826G	47.65	74.00	-26.35	4.42	3	Vertical	169	1.85	-	43.23	31.48	6.81	33.87
PK	7.31298G	55.38	74.00	-18.62	10.51	3	Vertical	168	2.05	-	44.87	36.01	8.61	34.11

802.11g_Nss1,(6Mbps)_1TX

2437MHz_TX

02/02/2020

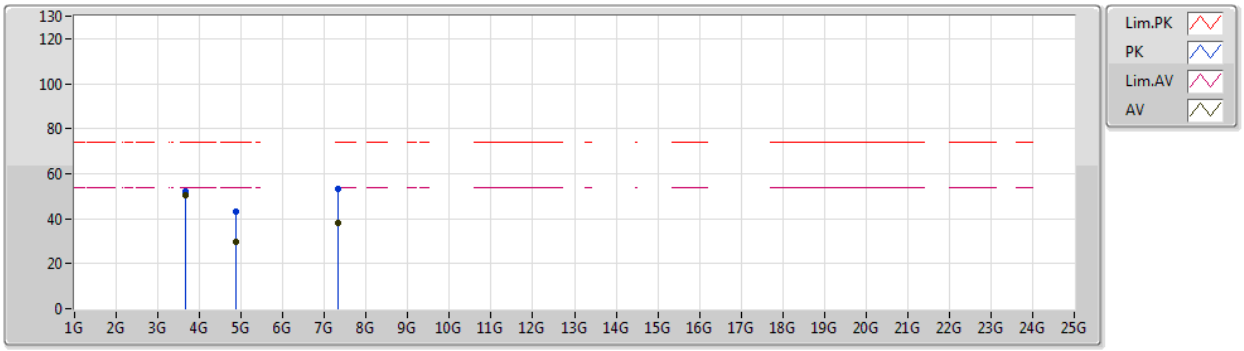

Type	Freq	Level	Limit	Margin	Factor	Dist	Condition	Azimuth	Height	Comment	Raw	AF	CL	PA
	(Hz)	(dBuV/m)	(dBuV/m)	(dB)	(dB)	(m)		(°)	(m)		(dBuV)	(dB)	(dB)	(dB)
AV	3.65549G	50.33	54.00	-3.67	1.01	3	Horizontal	342	1.28	-	49.32	29.08	6.02	34.09
AV	4.87536G	29.61	54.00	-24.39	4.42	3	Horizontal	298	1.50	-	25.19	31.48	6.81	33.87
AV	7.31322G	38.06	54.00	-15.94	10.51	3	Horizontal	16	2.21	-	27.55	36.01	8.61	34.11
PK	3.65553G	52.19	74.00	-21.81	1.01	3	Horizontal	342	1.28	-	51.18	29.08	6.02	34.09
PK	4.87896G	42.89	74.00	-31.11	4.42	3	Horizontal	298	1.50	-	38.47	31.48	6.81	33.87
PK	7.31254G	53.13	74.00	-20.87	10.51	3	Horizontal	16	2.21	-	42.62	36.01	8.61	34.11

802.11g_Nss1,(6Mbps)_1TX

2457MHz_TX

02/02/2020

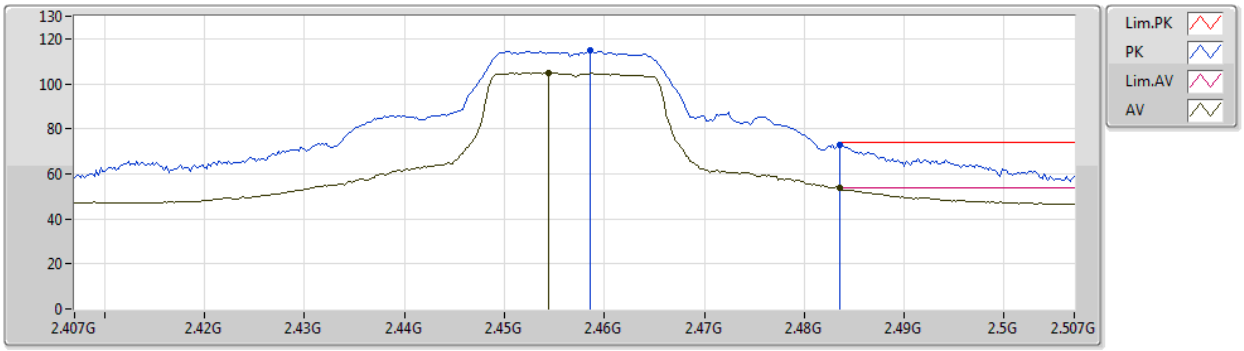

Type	Freq	Level	Limit	Margin	Factor	Dist	Condition	Azimuth	Height	Comment	Raw	AF	CL	PA
	(Hz)	(dBuV/m)	(dBuV/m)	(dB)	(dB)	(m)		(°)	(m)		(dBuV)	(dB)	(dB)	(dB)
AV	2.4544G	104.79	Inf	-Inf	32.35	3	Vertical	181	1.40	-	72.44	27.56	4.79	-
AV	2.4835G	53.73	54.00	-0.27	32.48	3	Vertical	181	1.40	-	21.25	27.65	4.83	-
PK	2.4586G	114.77	Inf	-Inf	32.38	3	Vertical	181	1.40	-	82.39	27.58	4.80	-
PK	2.4836G	72.84	74.00	-1.16	32.48	3	Vertical	181	1.40	-	40.36	27.65	4.83	-

802.11g_Nss1,(6Mbps)_1TX

2462MHz_TX

02/02/2020

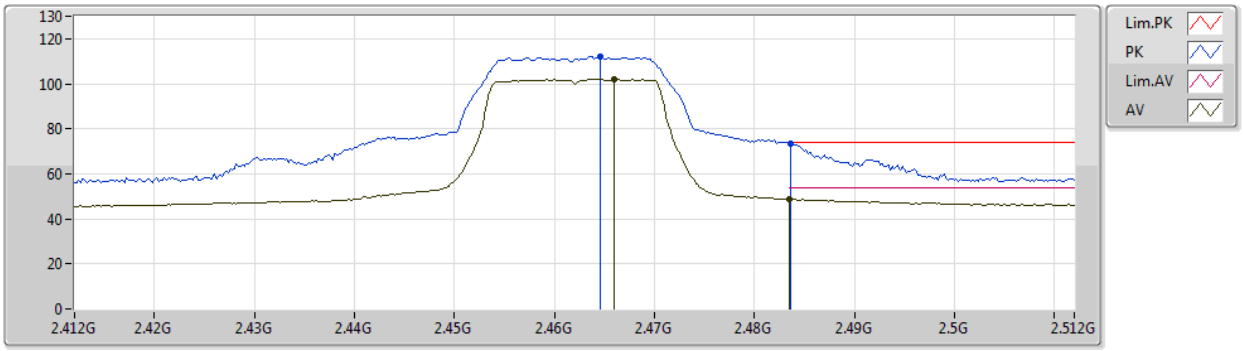

Type	Freq	Level	Limit	Margin	Factor	Dist	Condition	Azimuth	Height	Comment	Raw	AF	CL	PA
	(Hz)	(dBuV/m)	(dBuV/m)	(dB)	(dB)	(m)		(°)	(m)		(dBuV)	(dB)	(dB)	(dB)
AV	2.466G	102.17	Inf	-Inf	32.41	3	Vertical	189	1.75	-	69.76	27.60	4.81	-
AV	2.4835G	48.76	54.00	-5.24	32.48	3	Vertical	189	1.75	-	16.28	27.65	4.83	-
PK	2.4646G	112.25	Inf	-Inf	32.40	3	Vertical	189	1.75	-	79.85	27.59	4.81	-
PK	2.4836G	73.56	74.00	-0.44	32.48	3	Vertical	189	1.75	-	41.08	27.65	4.83	-

802.11g_Nss1,(6Mbps)_1TX

2462MHz_TX

02/02/2020

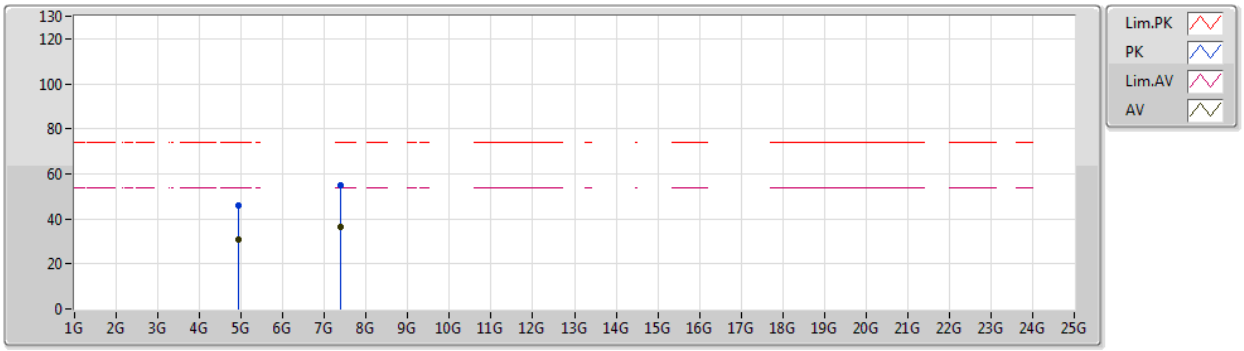

Type	Freq	Level	Limit	Margin	Factor	Dist	Condition	Azimuth	Height	Comment	Raw	AF	CL	PA
	(Hz)	(dBuV/m)	(dBuV/m)	(dB)	(dB)	(m)		(°)	(m)		(dBuV)	(dB)	(dB)	(dB)
AV	4.9254G	30.79	54.00	-23.21	4.55	3	Vertical	221	1.50	-	26.24	31.57	6.82	33.84
AV	7.3891G	36.52	54.00	-17.48	10.75	3	Vertical	227	1.80	-	25.77	36.21	8.65	34.11
PK	4.92508G	45.78	74.00	-28.22	4.55	3	Vertical	221	1.50	-	41.23	31.57	6.82	33.84
PK	7.38834G	54.78	74.00	-19.22	10.75	3	Vertical	227	1.80	-	44.03	36.21	8.65	34.11

802.11g_Nss1,(6Mbps)_1TX

2462MHz_TX

02/02/2020

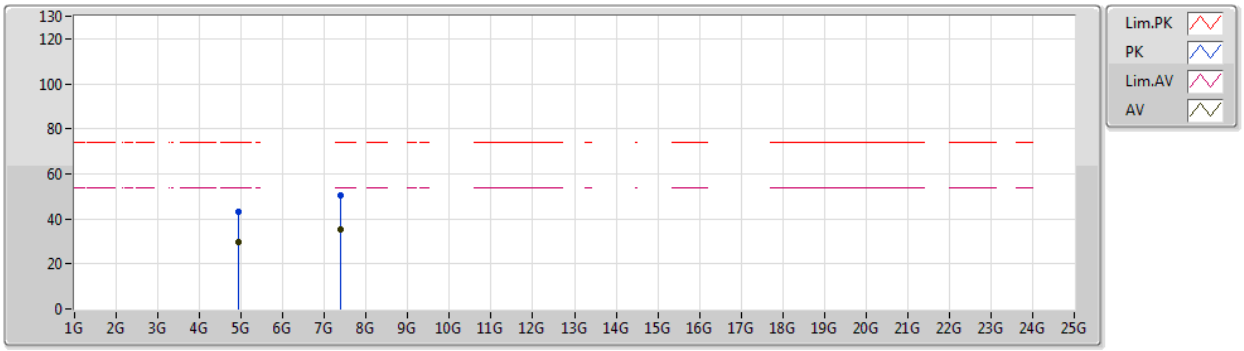

Type	Freq	Level	Limit	Margin	Factor	Dist	Condition	Azimuth	Height	Comment	Raw	AF	CL	PA
	(Hz)	(dBuV/m)	(dBuV/m)	(dB)	(dB)	(m)		(°)	(m)		(dBuV)	(dB)	(dB)	(dB)
AV	4.92428G	29.65	54.00	-24.35	4.53	3	Horizontal	7	1.49	-	25.12	31.56	6.82	33.85
AV	7.38708G	35.54	54.00	-18.46	10.75	3	Horizontal	24	2.17	-	24.79	36.21	8.65	34.11
PK	4.92304G	43.24	74.00	-30.76	4.53	3	Horizontal	7	1.49	-	38.71	31.56	6.82	33.85
PK	7.3869G	50.49	74.00	-23.51	10.75	3	Horizontal	24	2.17	-	39.74	36.21	8.65	34.11

802.11ax HEW20_Nss1,(MCS0)_1TX

2412MHz_TX

02/02/2020

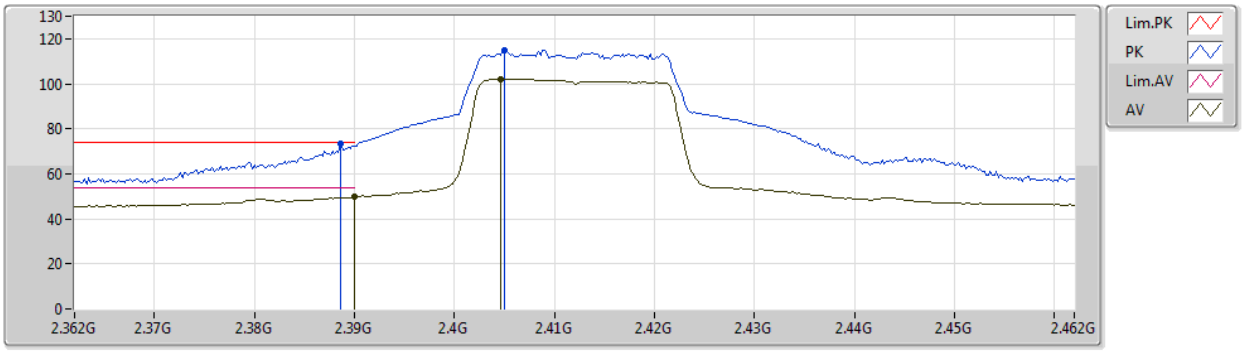

Type	Freq	Level	Limit	Margin	Factor	Dist	Condition	Azimuth	Height	Comment	Raw	AF	CL	PA
	(Hz)	(dBuV/m)	(dBuV/m)	(dB)	(dB)	(m)		(°)	(m)		(dBuV)	(dB)	(dB)	(dB)
AV	2.39G	49.90	54.00	-4.10	32.09	3	Vertical	183	1.49	-	17.81	27.37	4.72	-
AV	2.4046G	102.15	Inf	-Inf	32.15	3	Vertical	183	1.49	-	70.00	27.41	4.74	-
PK	2.3886G	73.13	74.00	-0.87	32.09	3	Vertical	183	1.49	-	41.04	27.37	4.72	-
PK	2.405G	114.99	Inf	-Inf	32.15	3	Vertical	183	1.49	-	82.84	27.41	4.74	-

802.11ax HEW20_Nss1,(MCS0)_1TX

2412MHz_TX

02/02/2020

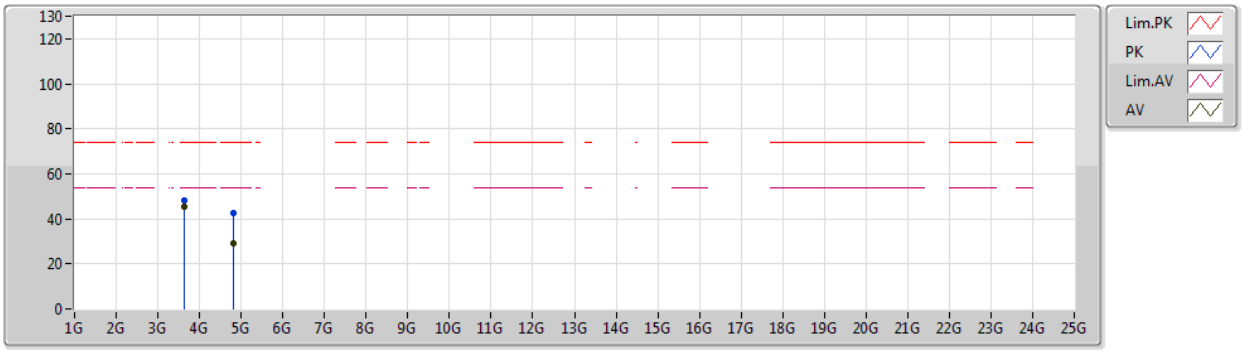

Type	Freq	Level	Limit	Margin	Factor	Dist	Condition	Azimuth	Height	Comment	Raw	AF	CL	PA
	(Hz)	(dBuV/m)	(dBuV/m)	(dB)	(dB)	(m)		(°)	(m)		(dBuV)	(dB)	(dB)	(dB)
AV	3.618G	45.57	54.00	-8.43	0.84	3	Vertical	318	1.06	-	44.73	29.01	5.93	34.10
AV	4.82548G	29.31	54.00	-24.69	4.28	3	Vertical	0	1.49	-	25.03	31.39	6.79	33.90
PK	3.61797G	48.37	74.00	-25.63	0.84	3	Vertical	314	1.10	-	47.53	29.01	5.93	34.10
PK	4.82548G	42.70	74.00	-31.30	4.28	3	Vertical	0	1.49	-	38.42	31.39	6.79	33.90

802.11ax HEW20_Nss1,(MCS0)_1TX

2412MHz_TX

02/02/2020

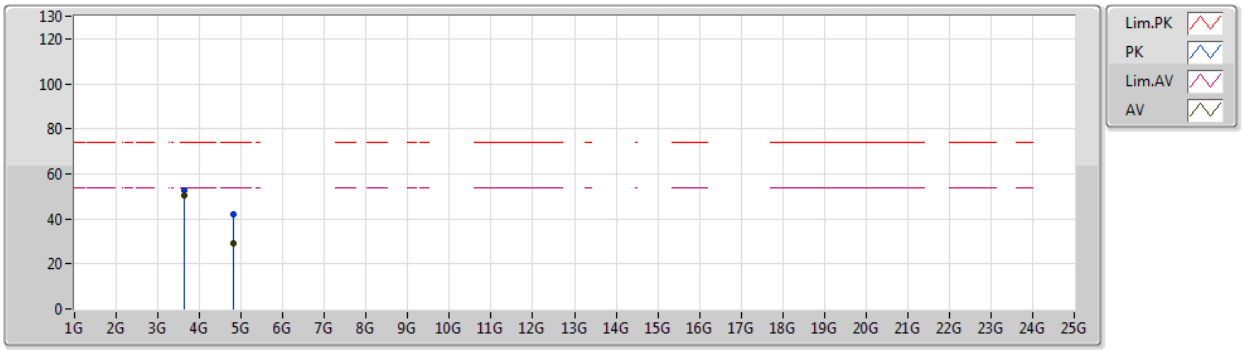

Type	Freq	Level	Limit	Margin	Factor	Dist	Condition	Azimuth	Height	Comment	Raw	AF	CL	PA
	(Hz)	(dBuV/m)	(dBuV/m)	(dB)	(dB)	(m)		(°)	(m)		(dBuV)	(dB)	(dB)	(dB)
AV	3.618G	50.48	54.00	-3.52	0.84	3	Horizontal	325	120	-	49.64	29.01	5.93	34.10
AV	4.82844G	29.08	54.00	-24.92	4.28	3	Horizontal	79	2.29	-	24.80	31.39	6.79	33.90
PK	3.61804G	52.42	74.00	-21.58	0.84	3	Horizontal	325	120	-	51.58	29.01	5.93	34.10
PK	4.82308G	42.28	74.00	-31.72	4.27	3	Horizontal	79	2.29	-	38.01	31.38	6.79	33.90

802.11ax HEW20_Nss1,(MCS0)_1TX

2417MHz_TX

02/02/2020

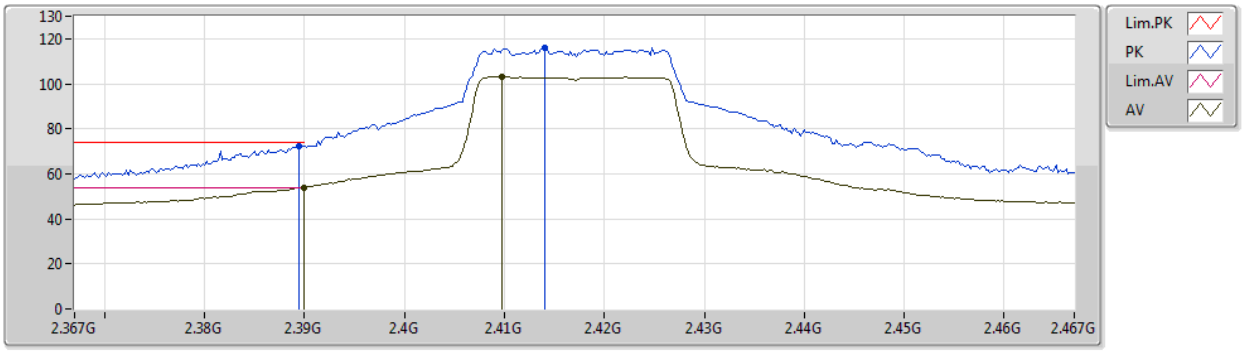

Type	Freq	Level	Limit	Margin	Factor	Dist	Condition	Azimuth	Height	Comment	Raw	AF	CL	PA
	(Hz)	(dBuV/m)	(dBuV/m)	(dB)	(dB)	(m)		(°)	(m)		(dBuV)	(dB)	(dB)	(dB)
AV	2.39G	53.72	54.00	-0.28	32.09	3	Vertical	185	1.49	-	21.63	27.37	4.72	-
AV	2.4098G	103.15	Inf	-Inf	32.17	3	Vertical	185	1.49	-	70.98	27.43	4.74	-
PK	2.3894G	72.39	74.00	-1.61	32.09	3	Vertical	185	1.49	-	40.30	27.37	4.72	-
PK	2.414G	115.99	Inf	-Inf	32.19	3	Vertical	185	1.49	-	83.80	27.44	4.75	-

802.11ax HEW20_Nss1,(MCS0)_1TX

2437MHz_TX

02/02/2020

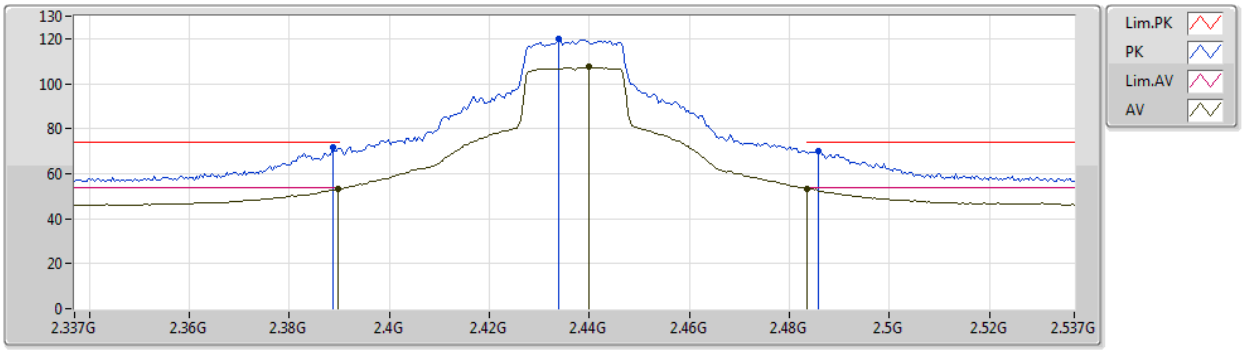

Type	Freq	Level	Limit	Margin	Factor	Dist	Condition	Azimuth	Height	Comment	Raw	AF	CL	PA
	(Hz)	(dBuV/m)	(dBuV/m)	(dB)	(dB)	(m)		(°)	(m)		(dBuV)	(dB)	(dB)	(dB)
AV	2.3898G	53.06	54.00	-0.94	32.09	3	Vertical	184	1.48	-	20.97	27.37	4.72	-
AV	2.4398G	107.33	Inf	-Inf	32.30	3	Vertical	184	1.48	-	75.03	27.52	4.78	-
AV	2.4835G	53.42	54.00	-0.58	32.48	3	Vertical	184	1.48	-	20.94	27.65	4.83	-
PK	2.3886G	71.48	74.00	-2.52	32.09	3	Vertical	184	1.48	-	39.39	27.37	4.72	-
PK	2.4338G	120.17	Inf	-Inf	32.27	3	Vertical	184	1.48	-	87.90	27.50	4.77	-
PK	2.4858G	70.18	74.00	-3.82	32.49	3	Vertical	184	1.48	-	37.69	27.66	4.83	-

802.11ax HEW20_Nss1,(MCS0)_1TX

2437MHz_TX

02/02/2020

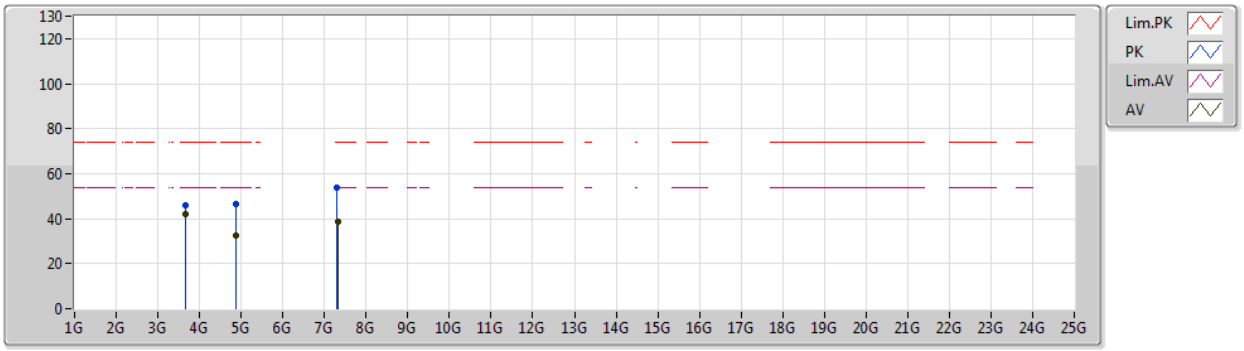

Type	Freq	Level	Limit	Margin	Factor	Dist	Condition	Azimuth	Height	Comment	Raw	AF	CL	PA
	(Hz)	(dBuV/m)	(dBuV/m)	(dB)	(dB)	(m)		(°)	(m)		(dBuV)	(dB)	(dB)	(dB)
AV	3.65552G	41.79	54.00	-12.21	1.01	3	Vertical	352	1.16	-	40.78	29.08	6.02	34.09
AV	4.87588G	32.68	54.00	-21.32	4.42	3	Vertical	328	1.48	-	28.26	31.48	6.81	33.87
AV	7.31054G	38.58	54.00	-15.42	10.51	3	Vertical	166	2.93	-	28.07	36.01	8.61	34.11
PK	3.65549G	46.09	74.00	-27.91	1.01	3	Vertical	352	1.16	-	45.08	29.08	6.02	34.09
PK	4.87196G	46.31	74.00	-27.69	4.41	3	Vertical	328	1.48	-	41.90	31.47	6.81	33.87
PK	7.30804G	53.88	74.00	-20.12	10.50	3	Vertical	166	2.93	-	43.38	36.00	8.61	34.11

802.11ax HEW20_Nss1,(MCS0)_1TX

2437MHz_TX

02/02/2020

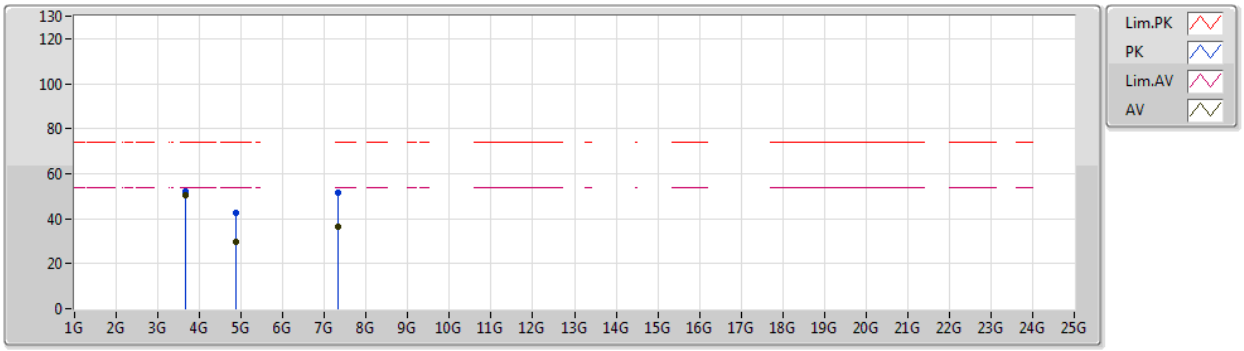

Type	Freq	Level	Limit	Margin	Factor	Dist	Condition	Azimuth	Height	Comment	Raw	AF	CL	PA
	(Hz)	(dBuV/m)	(dBuV/m)	(dB)	(dB)	(m)		(°)	(m)		(dBuV)	(dB)	(dB)	(dB)
AV	3.6555G	50.39	54.00	-3.61	1.01	3	Horizontal	322	1.30	-	49.38	29.08	6.02	34.09
AV	4.87428G	29.47	54.00	-24.53	4.41	3	Horizontal	303	1.52	-	25.06	31.47	6.81	33.87
AV	7.31444G	36.65	54.00	-17.35	10.52	3	Horizontal	358	2.16	-	26.13	36.02	8.61	34.11
PK	3.65545G	52.21	74.00	-21.79	1.01	3	Horizontal	322	1.30	-	51.20	29.08	6.02	34.09
PK	4.87168G	42.62	74.00	-31.38	4.41	3	Horizontal	303	1.52	-	38.21	31.47	6.81	33.87
PK	7.3121G	51.32	74.00	-22.68	10.51	3	Horizontal	358	2.16	-	40.81	36.01	8.61	34.11

802.11ax HEW20_Nss1,(MCS0)_1TX

2457MHz_TX

02/02/2020

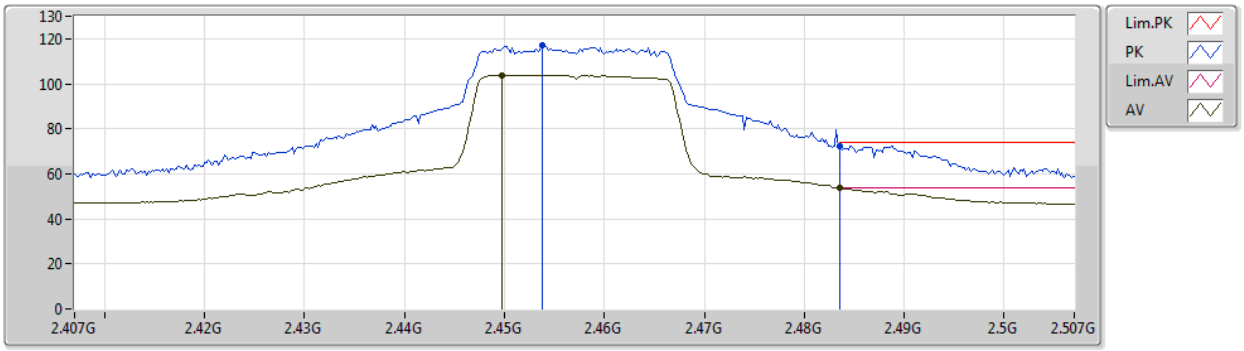

Type	Freq	Level	Limit	Margin	Factor	Dist	Condition	Azimuth	Height	Comment	Raw	AF	CL	PA
	(Hz)	(dBuV/m)	(dBuV/m)	(dB)	(dB)	(m)		(°)	(m)		(dBuV)	(dB)	(dB)	(dB)
AV	2.4498G	103.83	Inf	-Inf	32.34	3	Vertical	183	1.42	-	71.49	27.55	4.79	-
AV	2.4835G	53.71	54.00	-0.29	32.48	3	Vertical	183	1.42	-	21.23	27.65	4.83	-
PK	2.4538G	116.97	Inf	-Inf	32.35	3	Vertical	183	1.42	-	84.62	27.56	4.79	-
PK	2.4836G	72.17	74.00	-1.83	32.48	3	Vertical	183	1.42	-	39.69	27.65	4.83	-

802.11ax HEW20_Nss1,(MCS0)_1TX

2462MHz_TX

02/02/2020

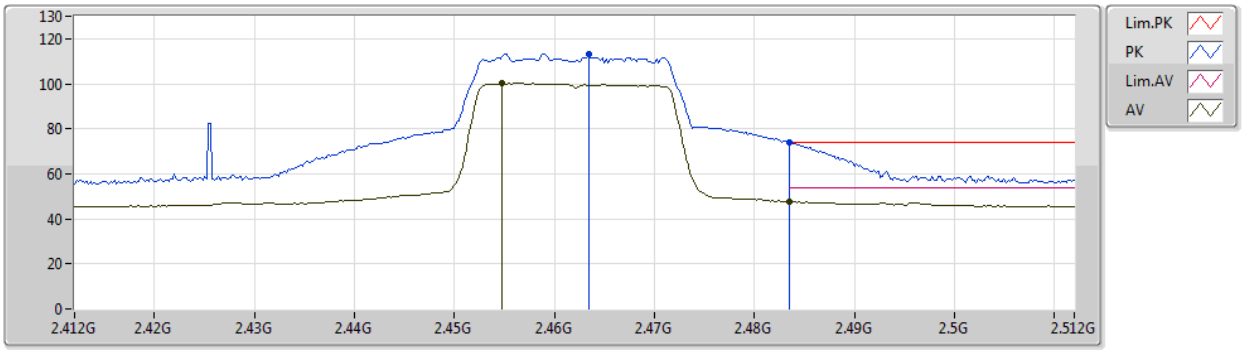

Type	Freq	Level	Limit	Margin	Factor	Dist	Condition	Azimuth	Height	Comment	Raw	AF	CL	PA
	(Hz)	(dBuV/m)	(dBuV/m)	(dB)	(dB)	(m)		(°)	(m)		(dBuV)	(dB)	(dB)	(dB)
AV	2.4548G	100.24	Inf	-Inf	32.35	3	Vertical	183	1.38	-	67.89	27.56	4.79	-
AV	2.4835G	47.77	54.00	-6.23	32.48	3	Vertical	183	1.38	-	15.29	27.65	4.83	-
PK	2.4634G	113.23	Inf	-Inf	32.39	3	Vertical	183	1.38	-	80.84	27.59	4.80	-
PK	2.4835G	73.81	74.00	-0.19	32.48	3	Vertical	183	1.38	-	41.33	27.65	4.83	-

802.11ax HEW20_Nss1,(MCS0)_1TX

2462MHz_TX

02/02/2020

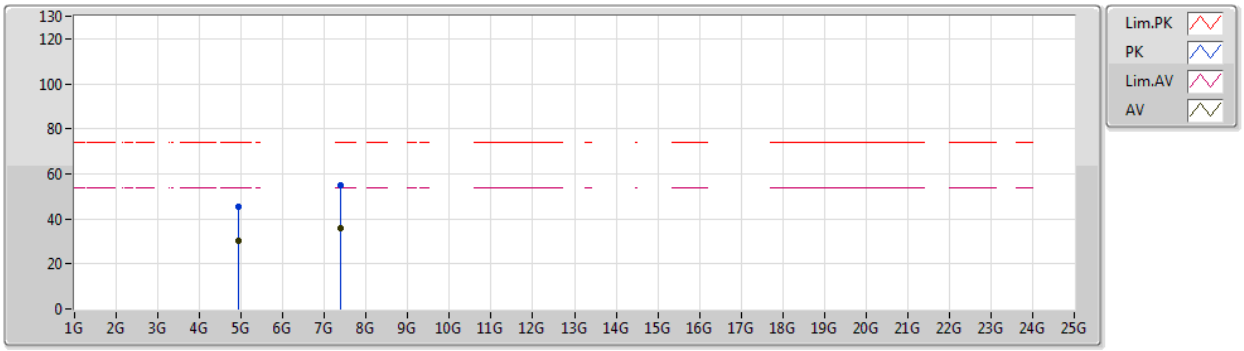

Type	Freq	Level	Limit	Margin	Factor	Dist	Condition	Azimuth	Height	Comment	Raw	AF	CL	PA
	(Hz)	(dBuV/m)	(dBuV/m)	(dB)	(dB)	(m)		(°)	(m)		(dBuV)	(dB)	(dB)	(dB)
AV	4.92288G	29.98	54.00	-24.02	4.53	3	Vertical	0	1.48	-	25.45	31.56	6.82	33.85
AV	7.38786G	35.96	54.00	-18.04	10.75	3	Vertical	233	1.71	-	25.21	36.21	8.65	34.11
PK	4.91952G	45.14	74.00	-28.86	4.53	3	Vertical	0	1.48	-	40.61	31.56	6.82	33.85
PK	7.3881G	54.80	74.00	-19.20	10.75	3	Vertical	233	1.71	-	44.05	36.21	8.65	34.11

802.11ax HEW20_Nss1,(MCS0)_1TX

2462MHz_TX

02/02/2020

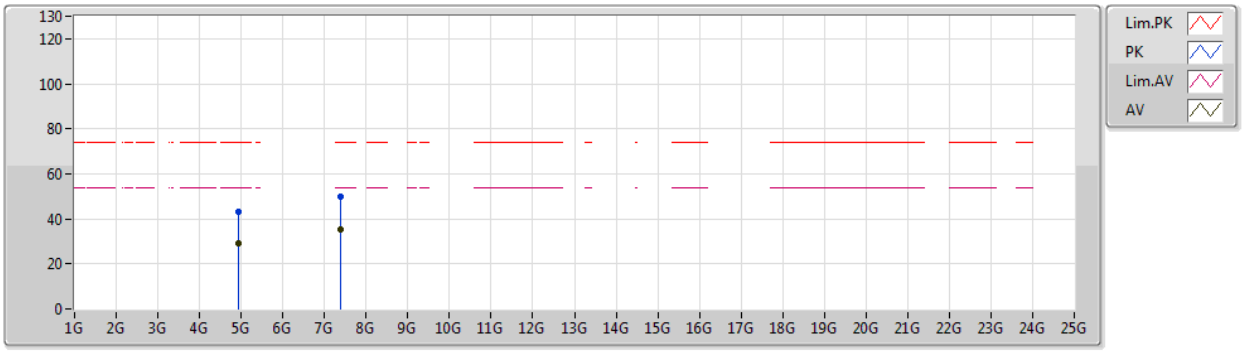

Type	Freq	Level	Limit	Margin	Factor	Dist	Condition	Azimuth	Height	Comment	Raw	AF	CL	PA
	(Hz)	(dBuV/m)	(dBuV/m)	(dB)	(dB)	(m)		(°)	(m)		(dBuV)	(dB)	(dB)	(dB)
AV	4.92554G	29.40	54.00	-24.60	4.55	3	Horizontal	359	1.49	-	24.85	31.57	6.82	33.84
AV	7.38574G	35.45	54.00	-18.55	10.74	3	Horizontal	0	1.48	-	24.71	36.20	8.65	34.11
PK	4.92124G	42.89	74.00	-31.11	4.53	3	Horizontal	359	1.49	-	38.36	31.56	6.82	33.85
PK	7.3854G	49.90	74.00	-24.10	10.74	3	Horizontal	0	1.48	-	39.16	36.20	8.65	34.11

802.11ax HEW40_Nss1,(MCS0)_1TX

2422MHz_TX

02/02/2020

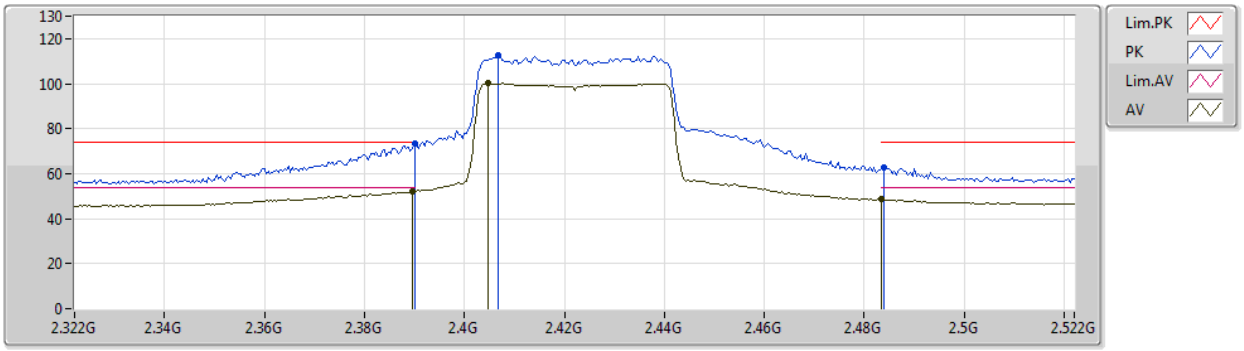

Type	Freq	Level	Limit	Margin	Factor	Dist	Condition	Azimuth	Height	Comment	Raw	AF	CL	PA
	(Hz)	(dBuV/m)	(dBuV/m)	(dB)	(dB)	(m)		(°)	(m)		(dBuV)	(dB)	(dB)	(dB)
AV	2.3896G	51.94	54.00	-2.06	32.09	3	Vertical	180	1.51	-	19.85	27.37	4.72	-
AV	2.4048G	100.11	Inf	-Inf	32.15	3	Vertical	180	1.51	-	67.96	27.41	4.74	-
AV	2.4835G	48.77	54.00	-5.23	32.48	3	Vertical	180	1.51	-	16.29	27.65	4.83	-
PK	2.39G	73.23	74.00	-0.77	32.09	3	Vertical	180	1.51	-	41.14	27.37	4.72	-
PK	2.4068G	112.71	Inf	-Inf	32.16	3	Vertical	180	1.51	-	80.55	27.42	4.74	-
PK	2.484G	63.02	74.00	-10.98	32.48	3	Vertical	180	1.51	-	30.54	27.65	4.83	-

802.11ax HEW40_Nss1,(MCS0)_1TX

2422MHz_TX

02/02/2020

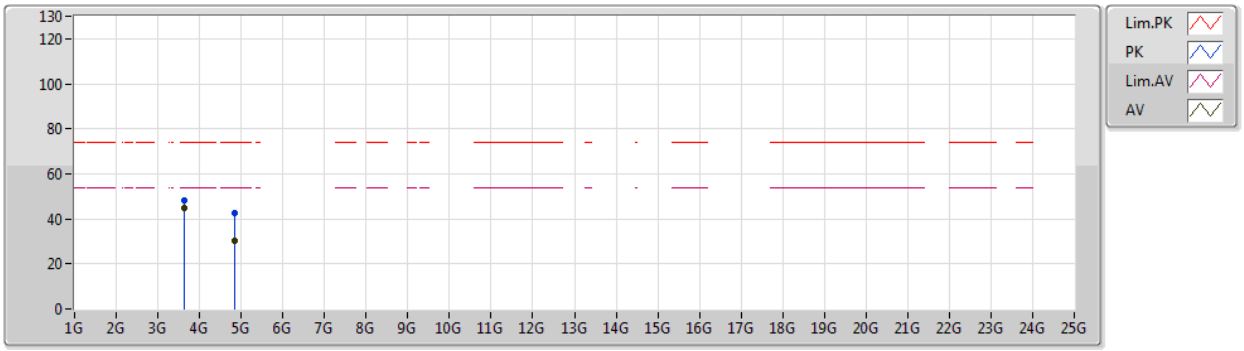

Type	Freq	Level	Limit	Margin	Factor	Dist	Condition	Azimuth	Height	Comment	Raw	AF	CL	PA
	(Hz)	(dBuV/m)	(dBuV/m)	(dB)	(dB)	(m)		(°)	(m)		(dBuV)	(dB)	(dB)	(dB)
AV	3.63306G	44.79	54.00	-9.21	0.91	3	Vertical	318	1.19	-	43.88	29.04	5.97	34.10
AV	4.83424G	30.27	54.00	-23.73	4.30	3	Vertical	162	1.49	-	25.97	31.40	6.79	33.89
PK	3.63316G	48.19	74.00	-25.81	0.91	3	Vertical	318	1.19	-	47.28	29.04	5.97	34.10
PK	4.84788G	42.74	74.00	-31.26	4.34	3	Vertical	162	1.49	-	38.40	31.43	6.80	33.89

802.11ax HEW40_Nss1,(MCS0)_1TX

2422MHz_TX

02/02/2020

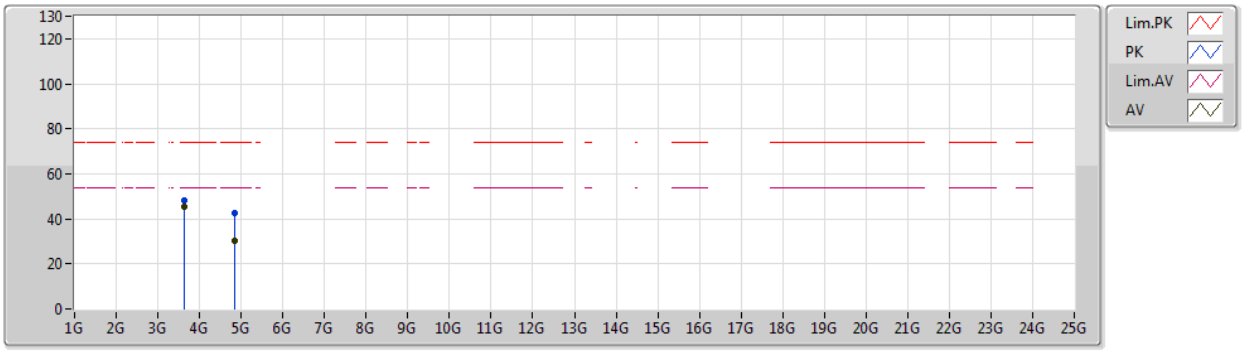

Type	Freq	Level	Limit	Margin	Factor	Dist	Condition	Azimuth	Height	Comment	Raw	AF	CL	PA
	(Hz)	(dBuV/m)	(dBuV/m)	(dB)	(dB)	(m)		(°)	(m)		(dBuV)	(dB)	(dB)	(dB)
AV	3.63302G	45.58	54.00	-8.42	0.91	3	Horizontal	26	1.91	-	44.67	29.04	5.97	34.10
AV	4.8341G	30.49	54.00	-23.51	4.30	3	Horizontal	326	1.48	-	26.19	31.40	6.79	33.89
PK	3.633G	48.23	74.00	-25.77	0.91	3	Horizontal	26	1.91	-	47.32	29.04	5.97	34.10
PK	4.85846G	42.53	74.00	-31.47	4.37	3	Horizontal	326	1.48	-	38.16	31.45	6.80	33.88

802.11ax HEW40_Nss1,(MCS0)_1TX

2427MHz_TX

02/02/2020

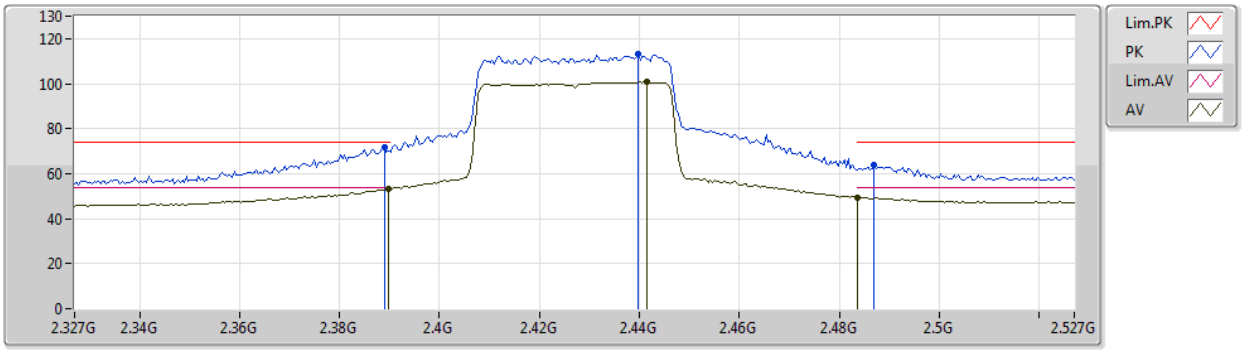

Type	Freq	Level	Limit	Margin	Factor	Dist	Condition	Azimuth	Height	Comment	Raw	AF	CL	PA
	(Hz)	(dBuV/m)	(dBuV/m)	(dB)	(dB)	(m)		(°)	(m)		(dBuV)	(dB)	(dB)	(dB)
AV	2.3898G	53.12	54.00	-0.88	32.09	3	Vertical	179	1.49	-	21.03	27.37	4.72	-
AV	2.4414G	100.73	Inf	-Inf	32.30	3	Vertical	179	1.49	-	68.43	27.52	4.78	-
AV	2.4835G	49.30	54.00	-4.70	32.48	3	Vertical	179	1.49	-	16.82	27.65	4.83	-
PK	2.389G	71.61	74.00	-2.39	32.09	3	Vertical	179	1.49	-	39.52	27.37	4.72	-
PK	2.4398G	113.20	Inf	-Inf	32.30	3	Vertical	179	1.49	-	80.90	27.52	4.78	-
PK	2.487G	63.78	74.00	-10.22	32.49	3	Vertical	179	1.49	-	31.29	27.66	4.83	-

802.11ax HEW40_Nss1,(MCS0)_1TX

2437MHz_TX

02/02/2020

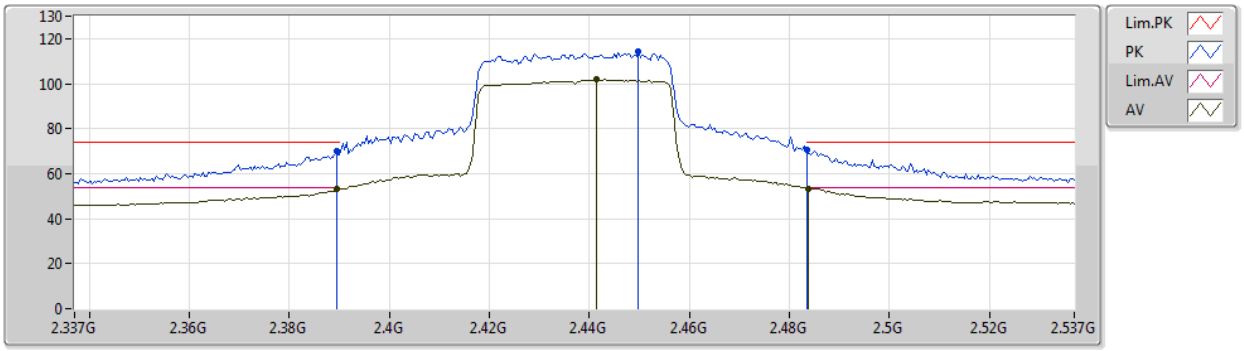

Type	Freq	Level	Limit	Margin	Factor	Dist	Condition	Azimuth	Height	Comment	Raw	AF	CL	PA
	(Hz)	(dBuV/m)	(dBuV/m)	(dB)	(dB)	(m)		(°)	(m)		(dBuV)	(dB)	(dB)	(dB)
AV	2.3894G	53.21	54.00	-0.79	32.09	3	Vertical	180	1.49	-	21.12	27.37	4.72	-
AV	2.4414G	101.90	Inf	-Inf	32.30	3	Vertical	180	1.49	-	69.60	27.52	4.78	-
AV	2.4838G	53.46	54.00	-0.54	32.48	3	Vertical	180	1.49	-	20.98	27.65	4.83	-
PK	2.3894G	69.99	74.00	-4.01	32.09	3	Vertical	180	1.49	-	37.90	27.37	4.72	-
PK	2.4498G	114.54	Inf	-Inf	32.34	3	Vertical	180	1.49	-	82.20	27.55	4.79	-
PK	2.4835G	70.62	74.00	-3.38	32.48	3	Vertical	180	1.49	-	38.14	27.65	4.83	-

802.11ax HEW40_Nss1,(MCS0)_1TX

2437MHz_TX

02/02/2020

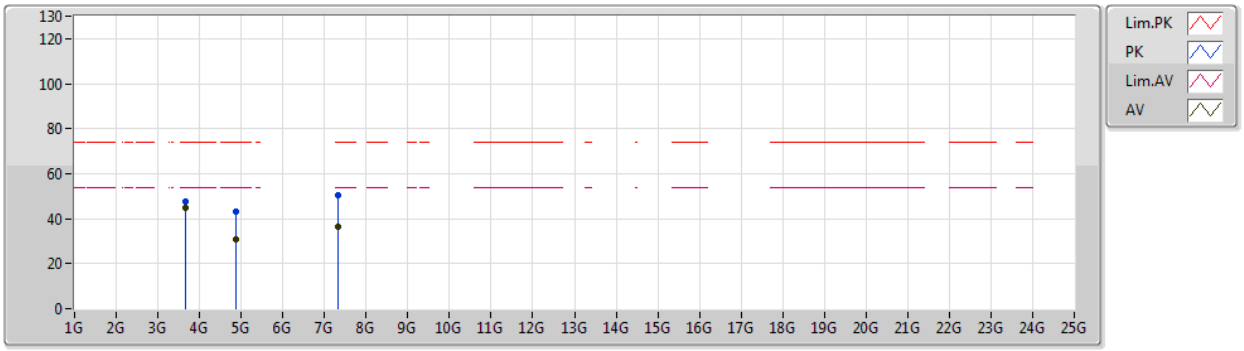

Type	Freq	Level	Limit	Margin	Factor	Dist	Condition	Azimuth	Height	Comment	Raw	AF	CL	PA
	(Hz)	(dBuV/m)	(dBuV/m)	(dB)	(dB)	(m)		(°)	(m)		(dBuV)	(dB)	(dB)	(dB)
AV	3.6555G	44.83	54.00	-9.17	1.01	3	Vertical	317	0.99	-	43.82	29.08	6.02	34.09
AV	4.87538G	30.64	54.00	-23.36	4.42	3	Vertical	171	1.49	-	26.22	31.48	6.81	33.87
AV	7.3312G	36.41	54.00	-17.59	10.57	3	Vertical	151	2.91	-	25.84	36.06	8.62	34.11
PK	3.65554G	47.70	74.00	-26.30	1.01	3	Vertical	317	0.99	-	46.69	29.08	6.02	34.09
PK	4.87358G	42.91	74.00	-31.09	4.41	3	Vertical	171	1.49	-	38.50	31.47	6.81	33.87
PK	7.3357G	50.19	74.00	-23.81	10.59	3	Vertical	151	2.91	-	39.60	36.07	8.63	34.11

802.11ax HEW40_Nss1,(MCS0)_1TX

2437MHz_TX

02/02/2020

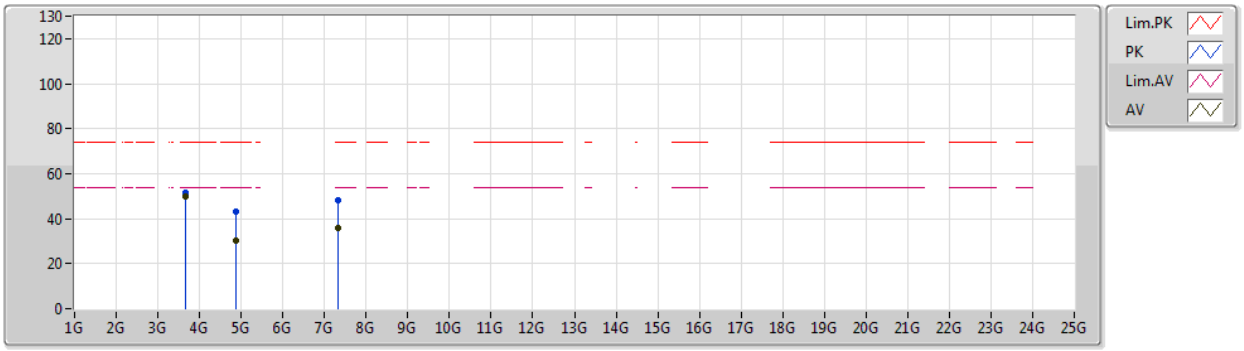

Type	Freq	Level	Limit	Margin	Factor	Dist	Condition	Azimuth	Height	Comment	Raw	AF	CL	PA
	(Hz)	(dBuV/m)	(dBuV/m)	(dB)	(dB)	(m)		(°)	(m)		(dBuV)	(dB)	(dB)	(dB)
AV	3.65552G	49.77	54.00	-4.23	1.01	3	Horizontal	331	1.44	-	48.76	29.08	6.02	34.09
AV	4.87328G	30.25	54.00	-23.75	4.41	3	Horizontal	0	2.62	-	25.84	31.47	6.81	33.87
AV	7.3196G	36.09	54.00	-17.91	10.54	3	Horizontal	272	2.15	-	25.55	36.03	8.62	34.11
PK	3.65553G	51.60	74.00	-22.40	1.01	3	Horizontal	331	1.44	-	50.59	29.08	6.02	34.09
PK	4.87238G	43.16	74.00	-30.84	4.41	3	Horizontal	0	2.62	-	38.75	31.47	6.81	33.87
PK	7.3182G	48.27	74.00	-25.73	10.54	3	Horizontal	272	2.15	-	37.73	36.03	8.62	34.11

802.11ax HEW40_Nss1,(MCS0)_1TX

2447MHz_TX

02/02/2020

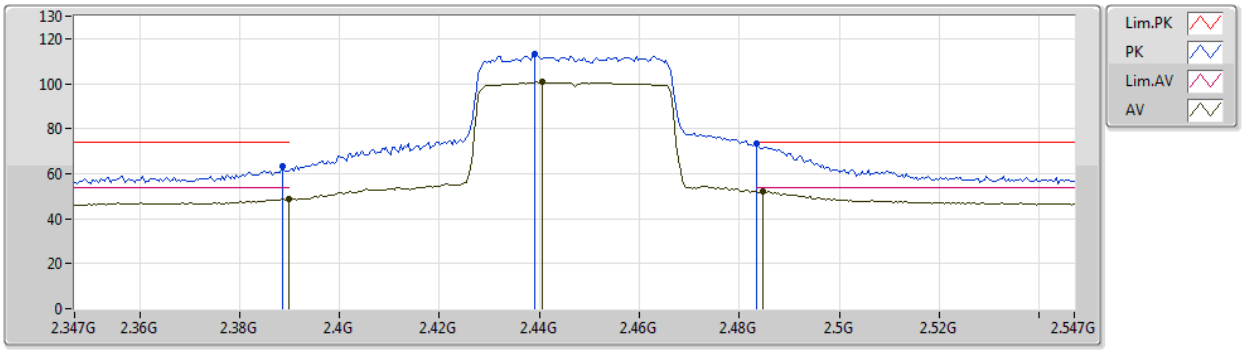

Type	Freq	Level	Limit	Margin	Factor	Dist	Condition	Azimuth	Height	Comment	Raw	AF	CL	PA
	(Hz)	(dBuV/m)	(dBuV/m)	(dB)	(dB)	(m)		(°)	(m)		(dBuV)	(dB)	(dB)	(dB)
AV	2.3898G	48.59	54.00	-5.41	32.09	3	Vertical	182	1.65	-	16.50	27.37	4.72	-
AV	2.4406G	100.65	Inf	-Inf	32.30	3	Vertical	182	1.65	-	68.35	27.52	4.78	-
AV	2.4846G	51.97	54.00	-2.03	32.48	3	Vertical	182	1.65	-	19.49	27.65	4.83	-
PK	2.3886G	63.05	74.00	-10.95	32.09	3	Vertical	182	1.65	-	30.96	27.37	4.72	-
PK	2.439G	113.34	Inf	-Inf	32.30	3	Vertical	182	1.65	-	81.04	27.52	4.78	-
PK	2.4835G	73.23	74.00	-0.77	32.48	3	Vertical	182	1.65	-	40.75	27.65	4.83	-

802.11ax HEW40_Nss1,(MCS0)_1TX

2452MHz_TX

02/02/2020

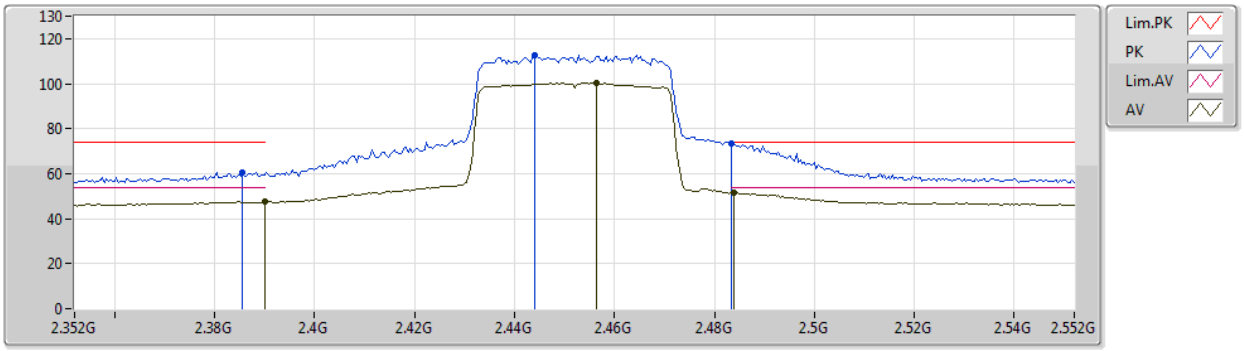

Type	Freq	Level	Limit	Margin	Factor	Dist	Condition	Azimuth	Height	Comment	Raw	AF	CL	PA
	(Hz)	(dBuV/m)	(dBuV/m)	(dB)	(dB)	(m)		(°)	(m)		(dBuV)	(dB)	(dB)	(dB)
AV	2.39G	47.50	54.00	-6.50	32.09	3	Vertical	182	1.40	-	15.41	27.37	4.72	-
AV	2.4564G	100.39	Inf	-Inf	32.37	3	Vertical	182	1.40	-	68.02	27.57	4.80	-
AV	2.484G	51.35	54.00	-2.65	32.48	3	Vertical	182	1.40	-	18.87	27.65	4.83	-
PK	2.3856G	60.56	74.00	-13.44	32.07	3	Vertical	182	1.40	-	28.49	27.36	4.71	-
PK	2.444G	112.63	Inf	-Inf	32.31	3	Vertical	182	1.40	-	80.32	27.53	4.78	-
PK	2.4835G	73.23	74.00	-0.77	32.48	3	Vertical	182	1.40	-	40.75	27.65	4.83	-

802.11ax HEW40_Nss1,(MCS0)_1TX

2452MHz_TX

02/02/2020

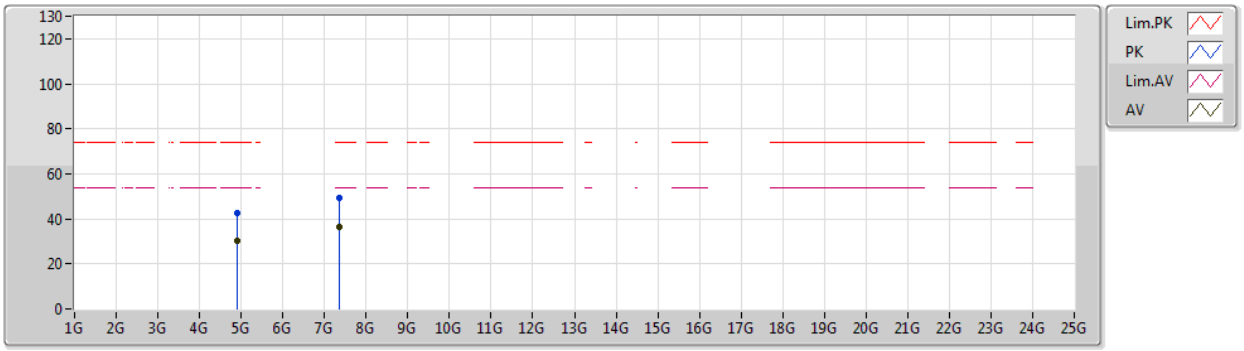

Type	Freq	Level	Limit	Margin	Factor	Dist	Condition	Azimuth	Height	Comment	Raw	AF	CL	PA
	(Hz)	(dBuV/m)	(dBuV/m)	(dB)	(dB)	(m)		(°)	(m)		(dBuV)	(dB)	(dB)	(dB)
AV	4.9076G	30.32	54.00	-23.68	4.49	3	Vertical	137	1.71	-	25.83	31.53	6.82	33.86
AV	7.35348G	36.33	54.00	-17.67	10.65	3	Vertical	115	2.99	-	25.68	36.12	8.64	34.11
PK	4.91768G	42.77	74.00	-31.23	4.52	3	Vertical	137	1.71	-	38.25	31.55	6.82	33.85
PK	7.36524G	49.04	74.00	-24.96	10.68	3	Vertical	115	2.99	-	38.36	36.15	8.64	34.11

802.11ax HEW40_Nss1,(MCS0)_1TX

2452MHz_TX

02/02/2020

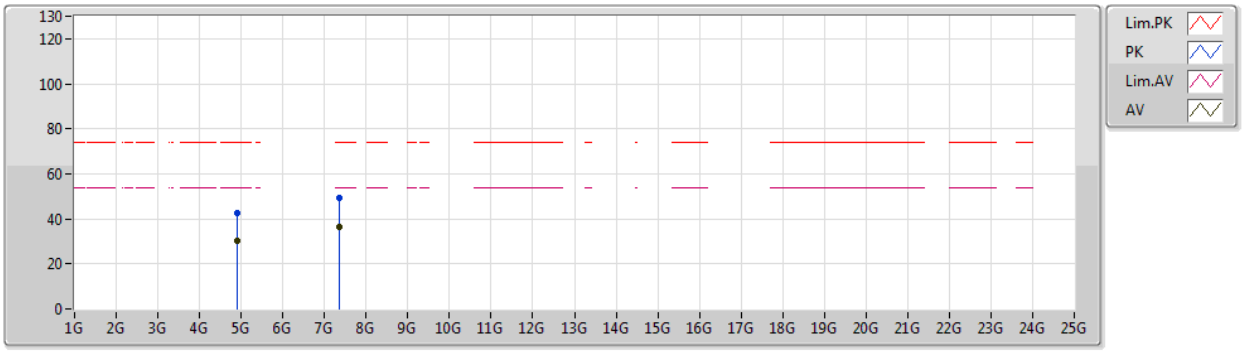

Type	Freq	Level	Limit	Margin	Factor	Dist	Condition	Azimuth	Height	Comment	Raw	AF	CL	PA
	(Hz)	(dBuV/m)	(dBuV/m)	(dB)	(dB)	(m)		(°)	(m)		(dBuV)	(dB)	(dB)	(dB)
AV	4.90466G	30.35	54.00	-23.65	4.49	3	Horizontal	273	1.96	-	25.86	31.53	6.82	33.86
AV	7.35702G	36.24	54.00	-17.76	10.66	3	Horizontal	216	1.30	-	25.58	36.13	8.64	34.11
PK	4.90736G	42.62	74.00	-31.38	4.49	3	Horizontal	273	1.96	-	38.13	31.53	6.82	33.86
PK	7.37022G	49.04	74.00	-24.96	10.69	3	Horizontal	216	1.30	-	38.35	36.16	8.64	34.11

Remark :

Level (dBuV/m) = Raw(Read Level) + AF(Antenna Factor) + CL(Cable Loss) - PA(Preamp Factor) 992618

Summary

Mode	Result	Type	Freq (Hz)	Level (dBuV/m)	Limit (dBuV/m)	Margin (dB)	Dist (m)	Condition	Azimuth (°)	Height (m)	Comments
2.4-2.4835GHz	-	-	-	-	-	-	-	-	-	-	-
802.11ax HEW40_Nss2,(MCS0)_2TX	Pass	PK	875.84M	39.86	46.00	-6.14	3	Vertical	360	1.00	-

Remark :

Level (dBuV/m) = Raw(Read Level) + AF(Antenna Factor) + CL(Cable Loss) - PA(Preamp Factor) 992618

Result

Mode	Result	Type	Freq (Hz)	Level (dBuV/m)	Limit (dBuV/m)	Margin (dB)	Dist (m)	Condition	Azimuth (°)	Height (m)	Comments
802.11ax HEW40_Nss2,(MCS0)_2TX	-	-	-	-	-	-	-	-	-	-	-
2437MHz	Pass	PK	43.58M	31.92	40.00	-8.08	3	Vertical	360	1.00	-
2437MHz	Pass	PK	90.14M	31.60	43.50	-11.90	3	Vertical	360	1.00	-
2437MHz	Pass	PK	214.3M	21.86	43.50	-21.64	3	Vertical	360	1.00	-
2437MHz	Pass	PK	499.48M	33.87	46.00	-12.13	3	Vertical	360	1.00	-
2437MHz	Pass	PK	625.58M	33.61	46.00	-12.39	3	Vertical	360	1.00	-
2437MHz	Pass	PK	875.84M	39.86	46.00	-6.14	3	Vertical	360	1.00	-
2437MHz	Pass	PK	59.1M	24.51	40.00	-15.49	3	Horizontal	0	1.00	-
2437MHz	Pass	PK	105.66M	22.61	43.50	-20.89	3	Horizontal	0	1.00	-
2437MHz	Pass	PK	200.72M	28.61	43.50	-14.89	3	Horizontal	0	1.00	-
2437MHz	Pass	PK	499.48M	33.99	46.00	-12.01	3	Horizontal	0	1.00	-
2437MHz	Pass	PK	625.58M	37.66	46.00	-8.34	3	Horizontal	0	1.00	-
2437MHz	Pass	PK	875.84M	35.06	46.00	-10.94	3	Horizontal	0	1.00	-

Remark :

Level (dBuV/m) = Raw(Read Level) + AF(Antenna Factor) + CL(Cable Loss) - PA(Preamp Factor) 992618

802.11ax HEW40_Nss2,(MCS0)_2TX

2437MHz_PoE

03/02/2020

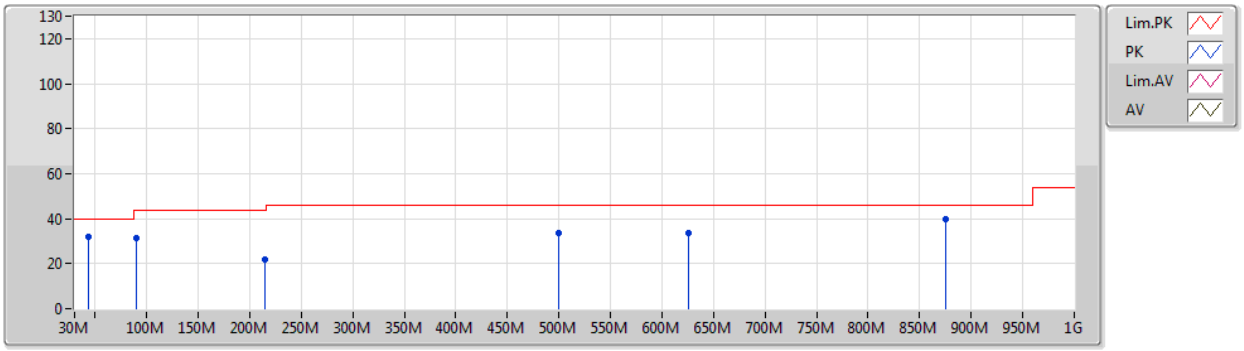

Type	Freq	Level	Limit	Margin	Factor	Dist	Condition	Azimuth	Height	Comment	Raw	AF	CL	PA
	(Hz)	(dBuV/m)	(dBuV/m)	(dB)	(dB)	(m)		(°)	(m)		(dBuV)	(dB)	(dB)	(dB)
PK	43.58M	31.92	40.00	-8.08	-11.42	3	Vertical	360	1.00	-	43.34	15.54	0.72	27.68
PK	90.14M	31.60	43.50	-11.90	-12.38	3	Vertical	360	1.00	-	43.98	13.98	1.39	27.75
PK	214.3M	21.86	43.50	-21.64	-10.66	3	Vertical	360	1.00	-	32.52	14.18	2.49	27.33
PK	499.48M	33.87	46.00	-12.13	-2.39	3	Vertical	360	1.00	-	36.26	22.71	3.31	28.41
PK	625.58M	33.61	46.00	-12.39	-0.67	3	Vertical	360	1.00	-	34.28	24.12	3.74	28.53
PK	875.84M	39.86	46.00	-6.14	1.79	3	Vertical	360	1.00	-	38.07	25.36	4.30	27.87

Remark :

Level (dBuV/m) = Raw(Read Level) + AF(Antenna Factor) + CL(Cable Loss) - PA(Preamp Factor) 992618

802.11ax HEW40_Nss2,(MCS0)_2TX

2437MHz_PoE

03/02/2020

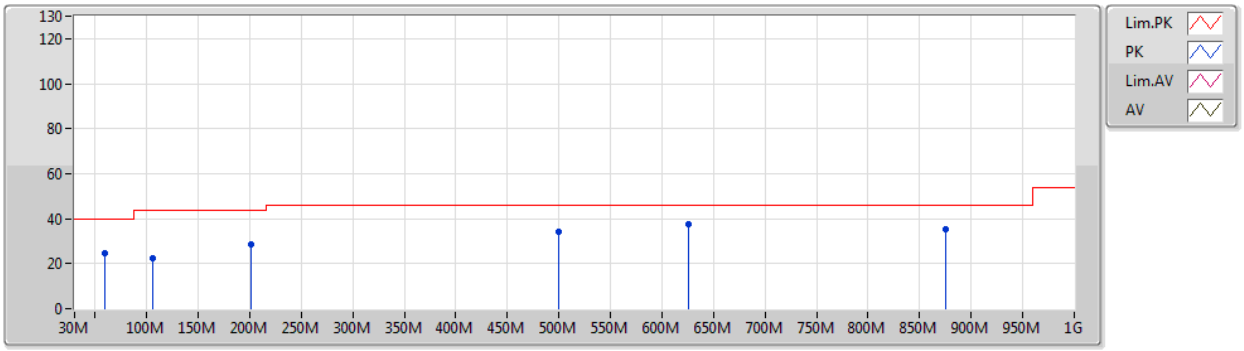

Type	Freq	Level	Limit	Margin	Factor	Dist	Condition	Azimuth	Height	Comment	Raw	AF	CL	PA
	(Hz)	(dBuV/m)	(dBuV/m)	(dB)	(dB)	(m)		(°)	(m)		(dBuV)	(dB)	(dB)	(dB)
PK	59.1M	24.51	40.00	-15.49	-15.33	3	Horizontal	0	1.00	-	39.84	11.44	0.93	27.70
PK	105.66M	22.61	43.50	-20.89	-9.72	3	Horizontal	0	1.00	-	32.33	16.49	1.54	27.75
PK	200.72M	28.61	43.50	-14.89	-10.65	3	Horizontal	0	1.00	-	39.26	14.42	2.32	27.39
PK	499.48M	33.99	46.00	-12.01	-2.39	3	Horizontal	0	1.00	-	36.38	22.71	3.31	28.41
PK	625.58M	37.66	46.00	-8.34	-0.67	3	Horizontal	0	1.00	-	38.33	24.12	3.74	28.53
PK	875.84M	35.06	46.00	-10.94	1.79	3	Horizontal	0	1.00	-	33.27	25.36	4.30	27.87

Remark :

Level (dBuV/m) = Raw(Read Level) + AF(Antenna Factor) + CL(Cable Loss) - PA(Preamp Factor) 992618

Summary

Mode	Result	Type	Freq (Hz)	Level (dBuV/m)	Limit (dBuV/m)	Margin (dB)	Dist (m)	Condition	Azimuth (°)	Height (m)	Comments
2.4-2.4835GHz	-	-	-	-	-	-	-	-	-	-	-
802.11b_Nss1,(1Mbps)_2TX	Pass	AV	7.38476G	53.88	54.00	-0.12	3	Vertical	311	1.39	-
802.11g_Nss1,(6Mbps)_2TX	Pass	PK	2.39G	73.71	74.00	-0.29	3	Vertical	179	1.22	-
802.11ax HEW20_Nss2,(MCS0)_2TX	Pass	AV	2.4835G	53.75	54.00	-0.25	3	Vertical	174	1.49	-
802.11ax HEW40_Nss2,(MCS0)_2TX	Pass	PK	2.3844G	73.87	74.00	-0.13	3	Vertical	178	1.48	-

Result

Mode	Result	Type	Freq (Hz)	Level (dBuV/m)	Limit (dBuV/m)	Margin (dB)	Dist (m)	Condition	Azimuth (°)	Height (m)	Comments
802.11b_Nss1,(1Mbps)_2TX	-	-	-	-	-	-	-	-	-	-	-
2412MHz	Pass	AV	2.39G	53.22	54.00	-0.78	3	Vertical	181	1.49	-
2412MHz	Pass	AV	2.4112G	119.52	Inf	-Inf	3	Vertical	181	1.49	-
2412MHz	Pass	PK	2.3886G	65.89	74.00	-8.11	3	Vertical	181	1.49	-
2412MHz	Pass	PK	2.411G	123.20	Inf	-Inf	3	Vertical	181	1.49	-
2412MHz	Pass	AV	3.61798G	43.88	54.00	-10.12	3	Vertical	319	1.17	-
2412MHz	Pass	AV	4.82395G	46.24	54.00	-7.76	3	Vertical	223	1.91	-
2412MHz	Pass	PK	3.61794G	47.39	74.00	-26.61	3	Vertical	319	1.17	-
2412MHz	Pass	PK	4.82394G	50.77	74.00	-23.23	3	Vertical	223	1.91	-
2412MHz	Pass	AV	3.61799G	49.03	54.00	-4.97	3	Horizontal	329	1.14	-
2412MHz	Pass	AV	4.824G	40.87	54.00	-13.13	3	Horizontal	16	1.60	-
2412MHz	Pass	PK	3.61793G	51.14	74.00	-22.86	3	Horizontal	329	1.14	-
2412MHz	Pass	PK	4.824G	47.07	74.00	-26.93	3	Horizontal	16	1.60	-
2417MHz	Pass	AV	2.39G	51.38	54.00	-2.62	3	Vertical	346	1.48	-
2417MHz	Pass	AV	2.4162G	106.41	Inf	-Inf	3	Vertical	346	1.48	-
2417MHz	Pass	PK	2.3854G	63.79	74.00	-10.21	3	Vertical	346	1.48	-
2417MHz	Pass	PK	2.416G	110.23	Inf	-Inf	3	Vertical	346	1.48	-
2417MHz	Pass	AV	3.62548G	40.93	54.00	-13.07	3	Vertical	18	1.97	-
2417MHz	Pass	AV	4.83408G	49.01	54.00	-4.99	3	Vertical	164	1.62	-
2417MHz	Pass	PK	3.6254G	45.86	74.00	-28.14	3	Vertical	18	1.97	-
2417MHz	Pass	PK	4.83394G	53.64	74.00	-20.36	3	Vertical	164	1.62	-
2417MHz	Pass	AV	3.62549G	49.64	54.00	-4.36	3	Horizontal	332	1.02	-
2417MHz	Pass	AV	4.83396G	38.82	54.00	-15.18	3	Horizontal	23	1.65	-
2417MHz	Pass	PK	3.62549G	51.99	74.00	-22.01	3	Horizontal	332	1.02	-
2417MHz	Pass	PK	4.8339G	46.25	74.00	-27.75	3	Horizontal	23	1.65	-
2437MHz	Pass	AV	2.3894G	48.09	54.00	-5.91	3	Vertical	346	1.66	-
2437MHz	Pass	AV	2.4362G	118.22	Inf	-Inf	3	Vertical	346	1.66	-
2437MHz	Pass	AV	2.4835G	48.75	54.00	-5.25	3	Vertical	346	1.66	-
2437MHz	Pass	PK	2.383G	60.88	74.00	-13.12	3	Vertical	346	1.66	-
2437MHz	Pass	PK	2.4378G	122.10	Inf	-Inf	3	Vertical	346	1.66	-
2437MHz	Pass	PK	2.485G	61.03	74.00	-12.97	3	Vertical	346	1.66	-
2437MHz	Pass	AV	3.65549G	44.22	54.00	-9.78	3	Vertical	315	0.99	-
2437MHz	Pass	AV	4.87393G	44.91	54.00	-9.09	3	Vertical	336	1.49	-
2437MHz	Pass	AV	7.30976G	53.87	54.00	-0.13	3	Vertical	5	3.00	-
2437MHz	Pass	PK	3.65548G	47.82	74.00	-26.18	3	Vertical	315	0.99	-
2437MHz	Pass	PK	4.87392G	51.13	74.00	-22.87	3	Vertical	336	1.49	-
2437MHz	Pass	PK	7.31G	59.34	74.00	-14.66	3	Vertical	5	3.00	-
2437MHz	Pass	AV	3.65549G	48.45	54.00	-5.55	3	Horizontal	332	1.41	-
2437MHz	Pass	AV	4.87402G	37.03	54.00	-16.97	3	Horizontal	20	1.72	-
2437MHz	Pass	AV	7.30976G	47.98	54.00	-6.02	3	Horizontal	27	1.49	-
2437MHz	Pass	PK	3.65549G	50.86	74.00	-23.14	3	Horizontal	332	1.41	-
2437MHz	Pass	PK	4.87391G	45.75	74.00	-28.25	3	Horizontal	20	1.72	-
2437MHz	Pass	PK	7.31004G	54.85	74.00	-19.15	3	Horizontal	27	1.49	-
2457MHz	Pass	AV	2.4562G	120.02	Inf	-Inf	3	Vertical	345	1.48	-
2457MHz	Pass	AV	2.4838G	53.23	54.00	-0.77	3	Vertical	345	1.48	-
2457MHz	Pass	PK	2.456G	123.79	Inf	-Inf	3	Vertical	345	1.48	-
2457MHz	Pass	PK	2.4874G	64.50	74.00	-9.50	3	Vertical	345	1.48	-
2457MHz	Pass	AV	3.62499G	27.18	54.00	-26.82	3	Vertical	340	1.89	-

Remark :

Level (dBuV/m) = Raw(Read Level) + AF(Antenna Factor) + CL(Cable Loss) - PA(Preamp Factor)

Mode	Result	Type	Freq (Hz)	Level (dBuV/m)	Limit (dBuV/m)	Margin (dB)	Dist (m)	Condition	Azimuth (°)	Height (m)	Comments
2457MHz	Pass	AV	4.91408G	47.98	54.00	-6.02	3	Vertical	157	1.60	-
2457MHz	Pass	AV	7.3727G	44.46	54.00	-9.54	3	Vertical	309	1.46	-
2457MHz	Pass	PK	3.6256G	40.93	74.00	-33.07	3	Vertical	340	1.89	-
2457MHz	Pass	PK	4.91392G	53.47	74.00	-20.53	3	Vertical	157	1.60	-
2457MHz	Pass	PK	7.37238G	52.99	74.00	-21.01	3	Vertical	309	1.46	-
2457MHz	Pass	AV	3.62502G	28.15	54.00	-25.85	3	Horizontal	327	1.26	-
2457MHz	Pass	AV	4.91392G	34.01	54.00	-19.99	3	Horizontal	19	1.68	-
2457MHz	Pass	AV	7.36978G	39.45	54.00	-14.55	3	Horizontal	350	1.49	-
2457MHz	Pass	PK	3.62451G	41.34	74.00	-32.66	3	Horizontal	327	1.26	-
2457MHz	Pass	PK	4.91408G	44.01	74.00	-29.99	3	Horizontal	19	1.68	-
2457MHz	Pass	PK	7.36996G	51.44	74.00	-22.56	3	Horizontal	350	1.49	-
2462MHz	Pass	AV	2.4612G	117.63	Inf	-Inf	3	Vertical	345	1.42	-
2462MHz	Pass	AV	2.4835G	50.79	54.00	-3.21	3	Vertical	345	1.42	-
2462MHz	Pass	PK	2.461G	121.31	Inf	-Inf	3	Vertical	345	1.42	-
2462MHz	Pass	PK	2.4924G	63.22	74.00	-10.78	3	Vertical	345	1.42	-
2462MHz	Pass	AV	4.92397G	44.98	54.00	-9.02	3	Vertical	158	1.59	-
2462MHz	Pass	AV	7.38476G	53.88	54.00	-0.12	3	Vertical	311	1.39	-
2462MHz	Pass	PK	4.92386G	51.74	74.00	-22.26	3	Vertical	158	1.59	-
2462MHz	Pass	PK	7.38452G	59.49	74.00	-14.51	3	Vertical	311	1.39	-
2462MHz	Pass	AV	4.92403G	33.87	54.00	-20.13	3	Horizontal	20	1.68	-
2462MHz	Pass	AV	7.38476G	46.88	54.00	-7.12	3	Horizontal	348	2.02	-
2462MHz	Pass	PK	4.9238G	45.24	74.00	-28.76	3	Horizontal	20	1.68	-
2462MHz	Pass	PK	7.38452G	54.44	74.00	-19.56	3	Horizontal	348	2.02	-
802.11g_Nss1,(6Mbps)_2TX	-	-	-	-	-	-	-	-	-	-	-
2412MHz	Pass	AV	2.39G	49.77	54.00	-4.23	3	Vertical	179	1.22	-
2412MHz	Pass	AV	2.405G	107.55	Inf	-Inf	3	Vertical	179	1.22	-
2412MHz	Pass	PK	2.39G	73.71	74.00	-0.29	3	Vertical	179	1.22	-
2412MHz	Pass	PK	2.4052G	117.16	Inf	-Inf	3	Vertical	179	1.22	-
2412MHz	Pass	AV	3.61797G	41.60	54.00	-12.40	3	Vertical	332	1.17	-
2412MHz	Pass	AV	4.82208G	29.37	54.00	-24.63	3	Vertical	153	1.98	-
2412MHz	Pass	PK	3.618G	46.21	74.00	-27.79	3	Vertical	332	1.17	-
2412MHz	Pass	PK	4.8285G	42.39	74.00	-31.61	3	Vertical	153	1.98	-
2412MHz	Pass	AV	3.61799G	49.52	54.00	-4.48	3	Horizontal	332	1.14	-
2412MHz	Pass	AV	4.83672G	29.23	54.00	-24.77	3	Horizontal	21	1.49	-
2412MHz	Pass	PK	3.61802G	51.49	74.00	-22.51	3	Horizontal	332	1.14	-
2412MHz	Pass	PK	4.8252G	42.80	74.00	-31.20	3	Horizontal	21	1.49	-
2417MHz	Pass	AV	2.3878G	49.72	54.00	-4.28	3	Vertical	2	1.67	-
2417MHz	Pass	AV	2.421G	108.14	Inf	-Inf	3	Vertical	2	1.67	-
2417MHz	Pass	PK	2.3868G	73.55	74.00	-0.45	3	Vertical	2	1.67	-
2417MHz	Pass	PK	2.4208G	117.76	Inf	-Inf	3	Vertical	2	1.67	-
2437MHz	Pass	AV	2.3894G	53.65	54.00	-0.35	3	Vertical	2	1.49	-
2437MHz	Pass	AV	2.441G	113.27	Inf	-Inf	3	Vertical	2	1.49	-
2437MHz	Pass	AV	2.4835G	52.76	54.00	-1.24	3	Vertical	2	1.49	-
2437MHz	Pass	PK	2.3898G	70.33	74.00	-3.67	3	Vertical	2	1.49	-
2437MHz	Pass	PK	2.4406G	122.72	Inf	-Inf	3	Vertical	2	1.49	-
2437MHz	Pass	PK	2.487G	70.01	74.00	-3.99	3	Vertical	2	1.49	-
2437MHz	Pass	AV	3.65549G	44.85	54.00	-9.15	3	Vertical	318	0.99	-
2437MHz	Pass	AV	4.87558G	33.45	54.00	-20.55	3	Vertical	158	1.71	-
2437MHz	Pass	AV	7.31076G	38.03	54.00	-15.97	3	Vertical	162	2.93	-

Remark :
Level (dBuV/m) = Raw(Read Level) + AF(Antenna Factor) + CL(Cable Loss) - PA(Preamp Factor)

Mode	Result	Type	Freq (Hz)	Level (dBuV/m)	Limit (dBuV/m)	Margin (dB)	Dist (m)	Condition	Azimuth (°)	Height (m)	Comments
2437MHz	Pass	PK	3.65542G	48.40	74.00	-25.60	3	Vertical	318	0.99	-
2437MHz	Pass	PK	4.87872G	47.58	74.00	-26.42	3	Vertical	158	1.71	-
2437MHz	Pass	PK	7.31238G	53.78	74.00	-20.22	3	Vertical	162	2.93	-
2437MHz	Pass	AV	3.65551G	49.11	54.00	-4.89	3	Horizontal	329	1.25	-
2437MHz	Pass	AV	4.88768G	29.61	54.00	-24.39	3	Horizontal	14	1.49	-
2437MHz	Pass	AV	7.3146G	37.36	54.00	-16.64	3	Horizontal	31	1.57	-
2437MHz	Pass	PK	3.65549G	51.18	74.00	-22.82	3	Horizontal	329	1.25	-
2437MHz	Pass	PK	4.87616G	42.35	74.00	-31.65	3	Horizontal	14	1.49	-
2437MHz	Pass	PK	7.3125G	52.12	74.00	-21.88	3	Horizontal	31	1.57	-
2457MHz	Pass	AV	2.4554G	109.77	Inf	-Inf	3	Vertical	177	1.64	-
2457MHz	Pass	AV	2.4852G	51.14	54.00	-2.86	3	Vertical	177	1.64	-
2457MHz	Pass	PK	2.4608G	118.99	Inf	-Inf	3	Vertical	177	1.64	-
2457MHz	Pass	PK	2.4862G	73.56	74.00	-0.44	3	Vertical	177	1.64	-
2462MHz	Pass	AV	2.4558G	108.40	Inf	-Inf	3	Vertical	176	1.40	-
2462MHz	Pass	AV	2.4844G	49.98	54.00	-4.02	3	Vertical	176	1.40	-
2462MHz	Pass	PK	2.4556G	118.02	Inf	-Inf	3	Vertical	176	1.40	-
2462MHz	Pass	PK	2.4848G	73.62	74.00	-0.38	3	Vertical	176	1.40	-
2462MHz	Pass	AV	4.92358G	30.44	54.00	-23.56	3	Vertical	169	1.65	-
2462MHz	Pass	AV	7.386G	36.02	54.00	-17.98	3	Vertical	165	2.97	-
2462MHz	Pass	PK	4.92574G	45.83	74.00	-28.17	3	Vertical	169	1.65	-
2462MHz	Pass	PK	7.38708G	53.00	74.00	-21.00	3	Vertical	165	2.97	-
2462MHz	Pass	AV	4.9204G	29.67	54.00	-24.33	3	Horizontal	31	2.48	-
2462MHz	Pass	AV	7.37694G	35.73	54.00	-18.27	3	Horizontal	0	1.50	-
2462MHz	Pass	PK	4.92076G	43.37	74.00	-30.63	3	Horizontal	31	2.48	-
2462MHz	Pass	PK	7.39848G	49.26	74.00	-24.74	3	Horizontal	0	1.50	-
802.11ax HEW20_Nss2,(MCS0)_2TX	-	-	-	-	-	-	-	-	-	-	-
2412MHz	Pass	AV	2.3898G	53.60	54.00	-0.40	3	Vertical	181	1.49	-
2412MHz	Pass	AV	2.407G	106.40	Inf	-Inf	3	Vertical	181	1.49	-
2412MHz	Pass	PK	2.3892G	71.55	74.00	-2.45	3	Vertical	181	1.49	-
2412MHz	Pass	PK	2.4056G	117.67	Inf	-Inf	3	Vertical	181	1.49	-
2412MHz	Pass	AV	3.61797G	44.70	54.00	-9.30	3	Vertical	317	1.19	-
2412MHz	Pass	AV	4.82286G	30.72	54.00	-23.28	3	Vertical	340	1.49	-
2412MHz	Pass	PK	3.61792G	47.99	74.00	-26.01	3	Vertical	317	1.19	-
2412MHz	Pass	PK	4.81656G	46.64	74.00	-27.36	3	Vertical	340	1.49	-
2412MHz	Pass	AV	3.61799G	48.23	54.00	-5.77	3	Horizontal	344	1.13	-
2412MHz	Pass	AV	4.8318G	29.81	54.00	-24.19	3	Horizontal	107	1.48	-
2412MHz	Pass	PK	3.61796G	50.35	74.00	-23.65	3	Horizontal	344	1.13	-
2412MHz	Pass	PK	4.82136G	42.52	74.00	-31.48	3	Horizontal	107	1.48	-
2417MHz	Pass	AV	2.39G	53.36	54.00	-0.64	3	Vertical	355	1.48	-
2417MHz	Pass	AV	2.4186G	106.57	Inf	-Inf	3	Vertical	355	1.48	-
2417MHz	Pass	PK	2.3898G	71.41	74.00	-2.59	3	Vertical	355	1.48	-
2417MHz	Pass	PK	2.413G	119.04	Inf	-Inf	3	Vertical	355	1.48	-
2437MHz	Pass	AV	2.389G	53.67	54.00	-0.33	3	Vertical	174	1.49	-
2437MHz	Pass	AV	2.4398G	110.56	Inf	-Inf	3	Vertical	174	1.49	-
2437MHz	Pass	AV	2.4835G	53.75	54.00	-0.25	3	Vertical	174	1.49	-
2437MHz	Pass	PK	2.3898G	67.74	74.00	-6.26	3	Vertical	174	1.49	-
2437MHz	Pass	PK	2.431G	121.63	Inf	-Inf	3	Vertical	174	1.49	-
2437MHz	Pass	PK	2.4835G	69.58	74.00	-4.42	3	Vertical	174	1.49	-
2437MHz	Pass	AV	3.6555G	45.00	54.00	-9.00	3	Vertical	318	0.99	-

Remark :

Level (dBuV/m) = Raw(Read Level) + AF(Antenna Factor) + CL(Cable Loss) - PA(Preamp Factor) 992618

Mode	Result	Type	Freq (Hz)	Level (dBuV/m)	Limit (dBuV/m)	Margin (dB)	Dist (m)	Condition	Azimuth (°)	Height (m)	Comments
2437MHz	Pass	AV	4.87778G	32.55	54.00	-21.45	3	Vertical	40	1.91	-
2437MHz	Pass	AV	7.31412G	39.45	54.00	-14.55	3	Vertical	310	1.48	-
2437MHz	Pass	PK	3.6555G	48.26	74.00	-25.74	3	Vertical	318	0.99	-
2437MHz	Pass	PK	4.87712G	45.44	74.00	-28.56	3	Vertical	40	1.91	-
2437MHz	Pass	PK	7.32174G	55.13	74.00	-18.87	3	Vertical	310	1.48	-
2437MHz	Pass	AV	3.65551G	49.06	54.00	-4.94	3	Horizontal	330	1.31	-
2437MHz	Pass	AV	4.87514G	30.40	54.00	-23.60	3	Horizontal	19	2.03	-
2437MHz	Pass	AV	7.3041G	38.51	54.00	-15.49	3	Horizontal	41	2.91	-
2437MHz	Pass	PK	3.65549G	51.19	74.00	-22.81	3	Horizontal	330	1.31	-
2437MHz	Pass	PK	4.86692G	42.61	74.00	-31.39	3	Horizontal	19	2.03	-
2437MHz	Pass	PK	7.30764G	53.43	74.00	-20.57	3	Horizontal	41	2.91	-
2457MHz	Pass	AV	2.4586G	106.62	Inf	-Inf	3	Vertical	178	1.47	-
2457MHz	Pass	AV	2.4836G	53.32	54.00	-0.68	3	Vertical	178	1.47	-
2457MHz	Pass	PK	2.453G	120.22	Inf	-Inf	3	Vertical	178	1.47	-
2457MHz	Pass	PK	2.4836G	72.67	74.00	-1.33	3	Vertical	178	1.47	-
2462MHz	Pass	AV	2.4578G	105.83	Inf	-Inf	3	Vertical	175	1.65	-
2462MHz	Pass	AV	2.4835G	53.48	54.00	-0.52	3	Vertical	175	1.65	-
2462MHz	Pass	PK	2.456G	117.63	Inf	-Inf	3	Vertical	175	1.65	-
2462MHz	Pass	PK	2.4835G	72.46	74.00	-1.54	3	Vertical	175	1.65	-
2462MHz	Pass	AV	4.9261G	31.01	54.00	-22.99	3	Vertical	318	1.45	-
2462MHz	Pass	AV	7.38462G	37.13	54.00	-16.87	3	Vertical	157	1.48	-
2462MHz	Pass	PK	4.92484G	43.58	74.00	-30.42	3	Vertical	318	1.45	-
2462MHz	Pass	PK	7.38942G	51.56	74.00	-22.44	3	Vertical	157	1.48	-
2462MHz	Pass	AV	4.91566G	30.49	54.00	-23.51	3	Horizontal	358	1.48	-
2462MHz	Pass	AV	7.39344G	36.49	54.00	-17.51	3	Horizontal	26	1.14	-
2462MHz	Pass	PK	4.93564G	42.93	74.00	-31.07	3	Horizontal	358	1.48	-
2462MHz	Pass	PK	7.37994G	49.02	74.00	-24.98	3	Horizontal	26	1.14	-
802.11ax HEW40_Nss2,(MCS0)_2TX	-	-	-	-	-	-	-	-	-	-	-
2422MHz	Pass	AV	2.3884G	52.27	54.00	-1.73	3	Vertical	178	1.48	-
2422MHz	Pass	AV	2.4304G	102.15	Inf	-Inf	3	Vertical	178	1.48	-
2422MHz	Pass	AV	2.4835G	48.74	54.00	-5.26	3	Vertical	178	1.48	-
2422MHz	Pass	PK	2.3844G	73.87	74.00	-0.13	3	Vertical	178	1.48	-
2422MHz	Pass	PK	2.432G	113.64	Inf	-Inf	3	Vertical	178	1.48	-
2422MHz	Pass	PK	2.486G	63.51	74.00	-10.49	3	Vertical	178	1.48	-
2422MHz	Pass	AV	3.63302G	44.82	54.00	-9.18	3	Vertical	319	1.07	-
2422MHz	Pass	AV	4.84976G	32.02	54.00	-21.98	3	Vertical	29	1.49	-
2422MHz	Pass	AV	7.28094G	35.80	54.00	-18.20	3	Vertical	135	1.49	-
2422MHz	Pass	PK	3.63304G	47.96	74.00	-26.04	3	Vertical	319	1.07	-
2422MHz	Pass	PK	4.83938G	43.85	74.00	-30.15	3	Vertical	29	1.49	-
2422MHz	Pass	PK	7.2663G	48.88	74.00	-25.12	3	Vertical	135	1.49	-
2422MHz	Pass	AV	3.63299G	49.77	54.00	-4.23	3	Horizontal	331	1.03	-
2422MHz	Pass	AV	4.84982G	31.97	54.00	-22.03	3	Horizontal	25	1.15	-
2422MHz	Pass	AV	7.26486G	35.80	54.00	-18.20	3	Horizontal	75	1.47	-
2422MHz	Pass	PK	3.63295G	51.59	74.00	-22.41	3	Horizontal	331	1.03	-
2422MHz	Pass	PK	4.85612G	42.95	74.00	-31.05	3	Horizontal	25	1.15	-
2422MHz	Pass	PK	7.2657G	48.28	74.00	-25.72	3	Horizontal	75	1.47	-
2427MHz	Pass	AV	2.3894G	52.34	54.00	-1.66	3	Vertical	174	1.48	-
2427MHz	Pass	AV	2.4402G	102.64	Inf	-Inf	3	Vertical	174	1.48	-
2427MHz	Pass	AV	2.4886G	49.12	54.00	-4.88	3	Vertical	174	1.48	-

Remark :

Level (dBuV/m) = Raw(Read Level) + AF(Antenna Factor) + CL(Cable Loss) - PA(Preamp Factor) 992618

Mode	Result	Type	Freq (Hz)	Level (dBuV/m)	Limit (dBuV/m)	Margin (dB)	Dist (m)	Condition	Azimuth (°)	Height (m)	Comments
2427MHz	Pass	PK	2.3874G	73.82	74.00	-0.18	3	Vertical	174	1.48	-
2427MHz	Pass	PK	2.4366G	114.16	Inf	-Inf	3	Vertical	174	1.48	-
2427MHz	Pass	PK	2.4842G	66.42	74.00	-7.58	3	Vertical	174	1.48	-
2437MHz	Pass	AV	2.3898G	52.58	54.00	-1.42	3	Vertical	177	1.48	-
2437MHz	Pass	AV	2.4426G	103.93	Inf	-Inf	3	Vertical	177	1.48	-
2437MHz	Pass	AV	2.4842G	52.62	54.00	-1.38	3	Vertical	177	1.48	-
2437MHz	Pass	PK	2.3814G	70.87	74.00	-3.13	3	Vertical	177	1.48	-
2437MHz	Pass	PK	2.4482G	115.74	Inf	-Inf	3	Vertical	177	1.48	-
2437MHz	Pass	PK	2.4902G	73.33	74.00	-0.67	3	Vertical	177	1.48	-
2437MHz	Pass	AV	3.65552G	45.03	54.00	-8.97	3	Vertical	314	0.99	-
2437MHz	Pass	AV	4.87514G	30.66	54.00	-23.34	3	Vertical	316	1.58	-
2437MHz	Pass	AV	7.32312G	36.55	54.00	-17.45	3	Vertical	309	1.47	-
2437MHz	Pass	PK	3.65545G	48.08	74.00	-25.92	3	Vertical	314	0.99	-
2437MHz	Pass	PK	4.87184G	42.94	74.00	-31.06	3	Vertical	316	1.58	-
2437MHz	Pass	PK	7.31154G	50.86	74.00	-23.14	3	Vertical	309	1.47	-
2437MHz	Pass	AV	3.6555G	48.99	54.00	-5.01	3	Horizontal	329	1.43	-
2437MHz	Pass	AV	4.87382G	30.14	54.00	-23.86	3	Horizontal	0	1.49	-
2437MHz	Pass	AV	7.30278G	35.99	54.00	-18.01	3	Horizontal	97	1.50	-
2437MHz	Pass	PK	3.65554G	51.13	74.00	-22.87	3	Horizontal	329	1.43	-
2437MHz	Pass	PK	4.88336G	42.63	74.00	-31.37	3	Horizontal	0	1.49	-
2437MHz	Pass	PK	7.29936G	48.70	74.00	-25.30	3	Horizontal	97	1.50	-
2447MHz	Pass	AV	2.3858G	48.43	54.00	-5.57	3	Vertical	183	1.49	-
2447MHz	Pass	AV	2.451G	102.46	Inf	-Inf	3	Vertical	183	1.49	-
2447MHz	Pass	AV	2.4835G	51.67	54.00	-2.33	3	Vertical	183	1.49	-
2447MHz	Pass	PK	2.3874G	67.15	74.00	-6.85	3	Vertical	183	1.49	-
2447MHz	Pass	PK	2.457G	113.83	Inf	-Inf	3	Vertical	183	1.49	-
2447MHz	Pass	PK	2.4842G	73.15	74.00	-0.85	3	Vertical	183	1.49	-
2452MHz	Pass	AV	2.39G	48.32	54.00	-5.68	3	Vertical	177	1.66	-
2452MHz	Pass	AV	2.4572G	101.76	Inf	-Inf	3	Vertical	177	1.66	-
2452MHz	Pass	AV	2.484G	51.28	54.00	-2.72	3	Vertical	177	1.66	-
2452MHz	Pass	PK	2.39G	62.37	74.00	-11.63	3	Vertical	177	1.66	-
2452MHz	Pass	PK	2.4632G	113.22	Inf	-Inf	3	Vertical	177	1.66	-
2452MHz	Pass	PK	2.4852G	73.64	74.00	-0.36	3	Vertical	177	1.66	-
2452MHz	Pass	AV	4.90346G	30.48	54.00	-23.52	3	Vertical	41	1.49	-
2452MHz	Pass	AV	7.36674G	36.16	54.00	-17.84	3	Vertical	110	1.49	-
2452MHz	Pass	PK	4.90148G	43.71	74.00	-30.29	3	Vertical	41	1.49	-
2452MHz	Pass	PK	7.35126G	49.38	74.00	-24.62	3	Vertical	110	1.49	-
2452MHz	Pass	AV	4.89098G	30.49	54.00	-23.51	3	Horizontal	306	1.47	-
2452MHz	Pass	AV	7.35432G	36.26	54.00	-17.74	3	Horizontal	294	3.00	-
2452MHz	Pass	PK	4.89278G	42.53	74.00	-31.47	3	Horizontal	306	1.47	-
2452MHz	Pass	PK	7.34982G	48.52	74.00	-25.48	3	Horizontal	294	3.00	-

Remark :
Level (dBuV/m) = Raw(Read Level) + AF(Antenna Factor) + CL(Cable Loss) - PA(Preamp Factor) 992618

802.11b_Nss1,(1Mbps)_2TX

2412MHz_TX

02/02/2020

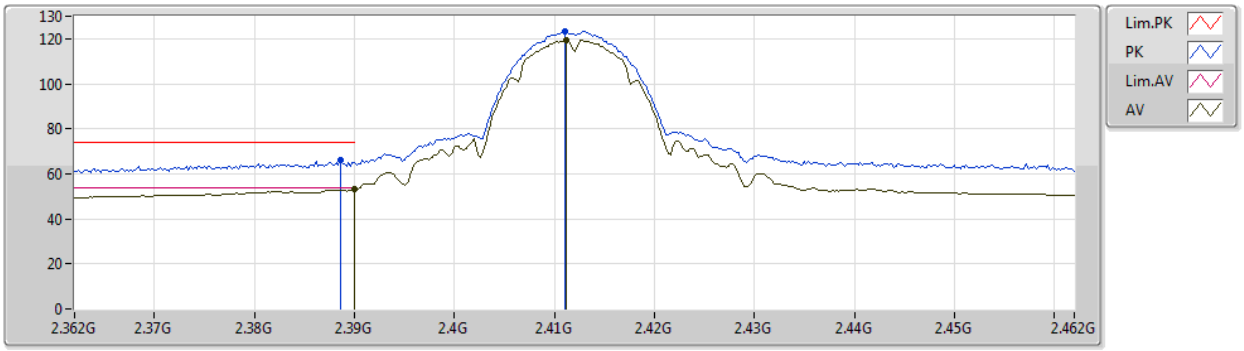

Type	Freq	Level	Limit	Margin	Factor	Dist	Condition	Azimuth	Height	Comment	Raw	AF	CL	PA
	(Hz)	(dBuV/m)	(dBuV/m)	(dB)	(dB)	(m)		(°)	(m)		(dBuV)	(dB)	(dB)	(dB)
AV	2.39G	53.22	54.00	-0.78	32.09	3	Vertical	181	1.49	-	21.13	27.37	4.72	-
AV	2.4112G	119.52	Inf	-Inf	32.17	3	Vertical	181	1.49	-	87.35	27.43	4.74	-
PK	2.3886G	65.89	74.00	-8.11	32.09	3	Vertical	181	1.49	-	33.80	27.37	4.72	-
PK	2.411G	123.20	Inf	-Inf	32.17	3	Vertical	181	1.49	-	91.03	27.43	4.74	-

802.11b_Nss1,(1Mbps)_2TX

2412MHz_TX

02/02/2020

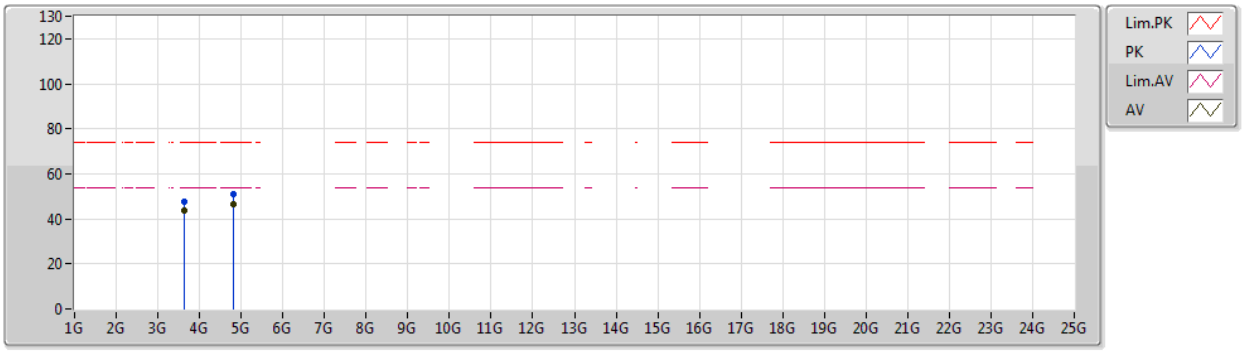

Type	Freq	Level	Limit	Margin	Factor	Dist	Condition	Azimuth	Height	Comment	Raw	AF	CL	PA
	(Hz)	(dBuV/m)	(dBuV/m)	(dB)	(dB)	(m)		(°)	(m)		(dBuV)	(dB)	(dB)	(dB)
AV	3.61798G	43.88	54.00	-10.12	0.84	3	Vertical	319	1.17	-	43.04	29.01	5.93	34.10
AV	4.82395G	46.24	54.00	-7.76	4.27	3	Vertical	223	1.91	-	41.97	31.38	6.79	33.90
PK	3.61794G	47.39	74.00	-26.61	0.84	3	Vertical	319	1.17	-	46.55	29.01	5.93	34.10
PK	4.82394G	50.77	74.00	-23.23	4.27	3	Vertical	223	1.91	-	46.50	31.38	6.79	33.90

802.11b_Nss1,(1Mbps)_2TX

2412MHz_TX

02/02/2020

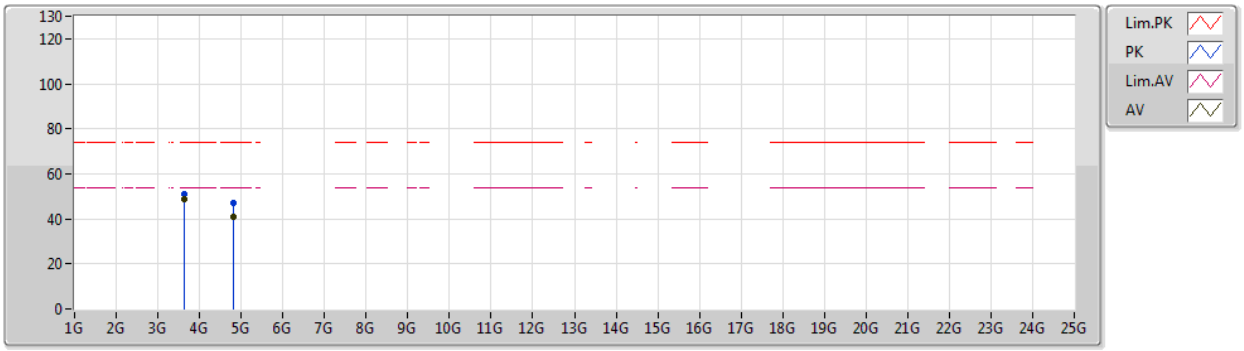

Type	Freq	Level	Limit	Margin	Factor	Dist	Condition	Azimuth	Height	Comment	Raw	AF	CL	PA
	(Hz)	(dBuV/m)	(dBuV/m)	(dB)	(dB)	(m)		(°)	(m)		(dBuV)	(dB)	(dB)	(dB)
AV	3.61799G	49.03	54.00	-4.97	0.84	3	Horizontal	329	1.14	-	48.19	29.01	5.93	34.10
AV	4.824G	40.87	54.00	-13.13	4.27	3	Horizontal	16	1.60	-	36.60	31.38	6.79	33.90
PK	3.61793G	51.14	74.00	-22.86	0.84	3	Horizontal	329	1.14	-	50.30	29.01	5.93	34.10
PK	4.824G	47.07	74.00	-26.93	4.27	3	Horizontal	16	1.60	-	42.80	31.38	6.79	33.90

Remark :

Level (dBuV/m) = Raw(Read Level) + AF(Antenna Factor) + CL(Cable Loss) - PA(Preamp Factor) 992618

802.11b_Nss1,(1Mbps)_2TX

2417MHz_TX

03/02/2020

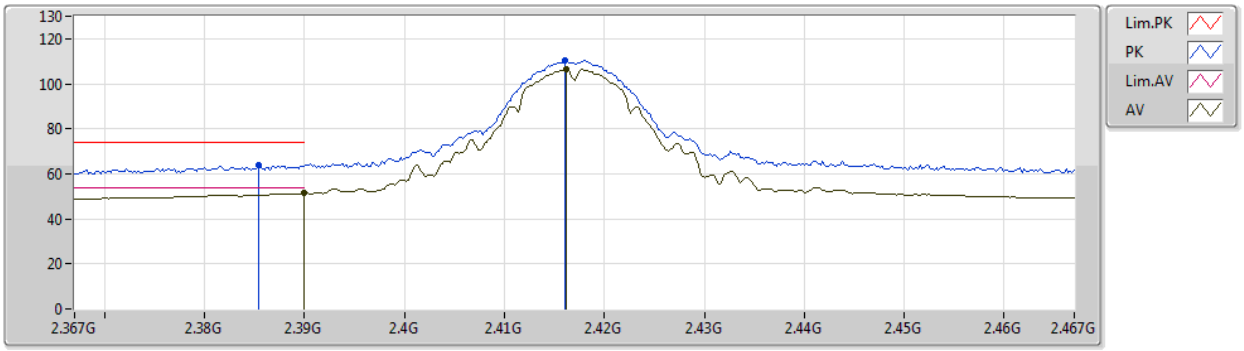

Type	Freq	Level	Limit	Margin	Factor	Dist	Condition	Azimuth	Height	Comment	Raw	AF	CL	PA
	(Hz)	(dBuV/m)	(dBuV/m)	(dB)	(dB)	(m)		(°)	(m)		(dBuV)	(dB)	(dB)	(dB)
AV	2.39G	51.38	54.00	-2.62	32.09	3	Vertical	346	1.48	-	19.29	27.37	4.72	-
AV	2.4162G	106.41	Inf	-Inf	32.20	3	Vertical	346	1.48	-	74.21	27.45	4.75	-
PK	2.3854G	63.79	74.00	-10.21	32.07	3	Vertical	346	1.48	-	31.72	27.36	4.71	-
PK	2.416G	110.23	Inf	-Inf	32.20	3	Vertical	346	1.48	-	78.03	27.45	4.75	-

Remark :

Level (dBuV/m) = Raw(Read Level) + AF(Antenna Factor) + CL(Cable Loss) - PA(Preamp Factor) 992618

802.11b_Nss1,(1Mbps)_2TX

2417MHz_TX

03/02/2020

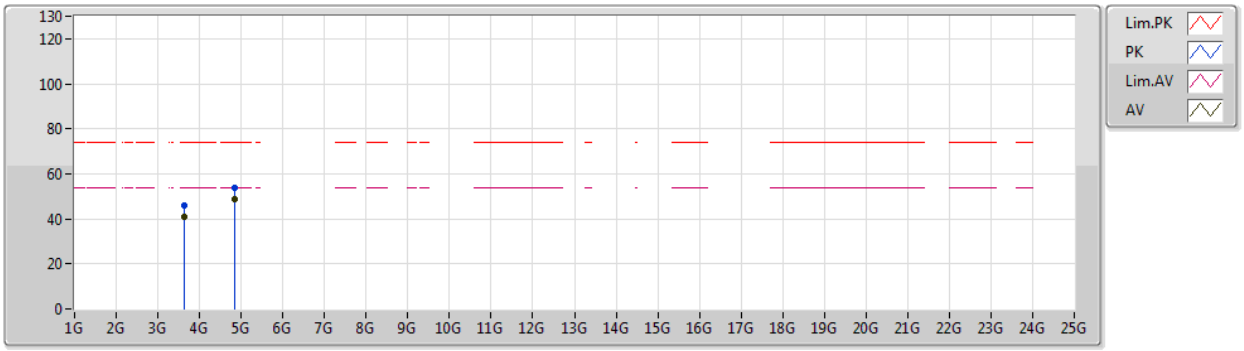

Type	Freq	Level	Limit	Margin	Factor	Dist	Condition	Azimuth	Height	Comment	Raw	AF	CL	PA
	(Hz)	(dBuV/m)	(dBuV/m)	(dB)	(dB)	(m)		(°)	(m)		(dBuV)	(dB)	(dB)	(dB)
AV	3.62548G	40.93	54.00	-13.07	0.88	3	Vertical	18	1.97	-	40.05	29.03	5.95	34.10
AV	4.83408G	49.01	54.00	-4.99	4.30	3	Vertical	164	1.62	-	44.71	31.40	6.79	33.89
PK	3.6254G	45.86	74.00	-28.14	0.88	3	Vertical	18	1.97	-	44.98	29.03	5.95	34.10
PK	4.83394G	53.64	74.00	-20.36	4.30	3	Vertical	164	1.62	-	49.34	31.40	6.79	33.89

802.11b_Nss1,(1Mbps)_2TX

2417MHz_TX

03/02/2020

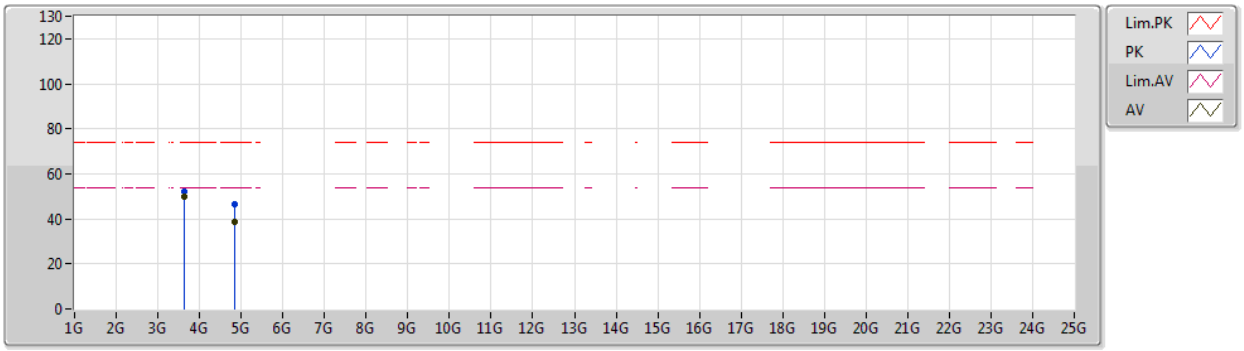

Type	Freq	Level	Limit	Margin	Factor	Dist	Condition	Azimuth	Height	Comment	Raw	AF	CL	PA
	(Hz)	(dBuV/m)	(dBuV/m)	(dB)	(dB)	(m)		(°)	(m)		(dBuV)	(dB)	(dB)	(dB)
AV	3.62549G	49.64	54.00	-4.36	0.88	3	Horizontal	332	1.02	-	48.76	29.03	5.95	34.10
AV	4.83396G	38.82	54.00	-15.18	4.30	3	Horizontal	23	1.65	-	34.52	31.40	6.79	33.89
PK	3.62549G	51.99	74.00	-22.01	0.88	3	Horizontal	332	1.02	-	51.11	29.03	5.95	34.10
PK	4.8339G	46.25	74.00	-27.75	4.30	3	Horizontal	23	1.65	-	41.95	31.40	6.79	33.89

Remark :

Level (dBuV/m) = Raw(Read Level) + AF(Antenna Factor) + CL(Cable Loss) - PA(Preamp Factor) 992618

802.11b_Nss1,(1Mbps)_2TX

2437MHz_TX

03/02/2020

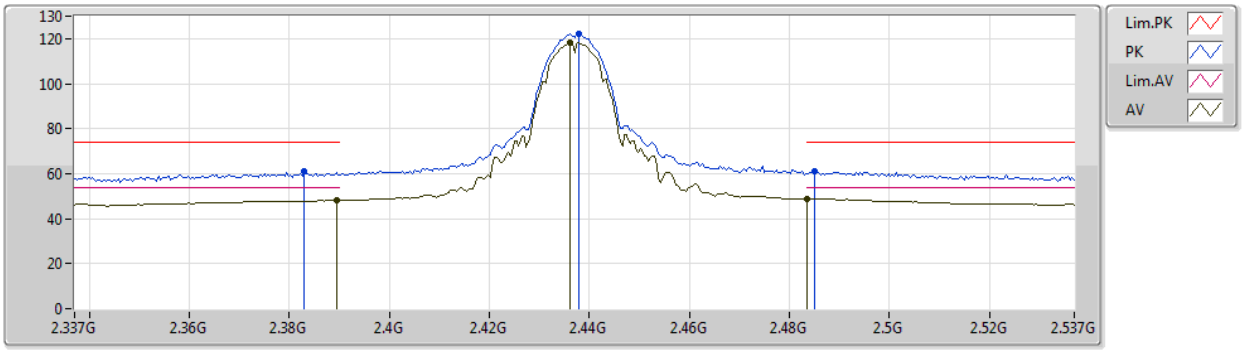

Type	Freq	Level	Limit	Margin	Factor	Dist	Condition	Azimuth	Height	Comment	Raw	AF	CL	PA
	(Hz)	(dBuV/m)	(dBuV/m)	(dB)	(dB)	(m)		(°)	(m)		(dBuV)	(dB)	(dB)	(dB)
AV	2.3894G	48.09	54.00	-5.91	32.09	3	Vertical	346	1.66	-	16.00	27.37	4.72	-
AV	2.4362G	118.22	Inf	-Inf	32.28	3	Vertical	346	1.66	-	85.94	27.51	4.77	-
AV	2.4835G	48.75	54.00	-5.25	32.48	3	Vertical	346	1.66	-	16.27	27.65	4.83	-
PK	2.383G	60.88	74.00	-13.12	32.06	3	Vertical	346	1.66	-	28.82	27.35	4.71	-
PK	2.4378G	122.10	Inf	-Inf	32.28	3	Vertical	346	1.66	-	89.82	27.51	4.77	-
PK	2.485G	61.03	74.00	-12.97	32.48	3	Vertical	346	1.66	-	28.55	27.65	4.83	-

802.11b_Nss1,(1Mbps)_2TX

2437MHz_TX

03/02/2020

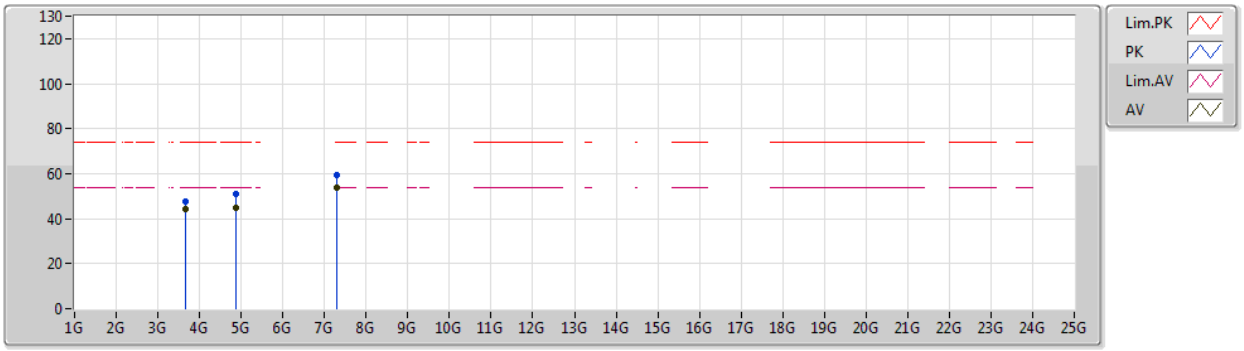

Type	Freq	Level	Limit	Margin	Factor	Dist	Condition	Azimuth	Height	Comment	Raw	AF	CL	PA
	(Hz)	(dBuV/m)	(dBuV/m)	(dB)	(dB)	(m)		(°)	(m)		(dBuV)	(dB)	(dB)	(dB)
AV	3.65549G	44.22	54.00	-9.78	1.01	3	Vertical	315	0.99	-	43.21	29.08	6.02	34.09
AV	4.87393G	44.91	54.00	-9.09	4.41	3	Vertical	336	1.49	-	40.50	31.47	6.81	33.87
AV	7.30976G	53.87	54.00	-0.13	10.51	3	Vertical	5	3.00	-	43.36	36.01	8.61	34.11
PK	3.65548G	47.82	74.00	-26.18	1.01	3	Vertical	315	0.99	-	46.81	29.08	6.02	34.09
PK	4.87392G	51.13	74.00	-22.87	4.41	3	Vertical	336	1.49	-	46.72	31.47	6.81	33.87
PK	7.31G	59.34	74.00	-14.66	10.51	3	Vertical	5	3.00	-	48.83	36.01	8.61	34.11

Remark :

Level (dBuV/m) = Raw(Read Level) + AF(Antenna Factor) + CL(Cable Loss) - PA(Preamp Factor) 992618

802.11b_Nss1,(1Mbps)_2TX

2437MHz_TX

03/02/2020

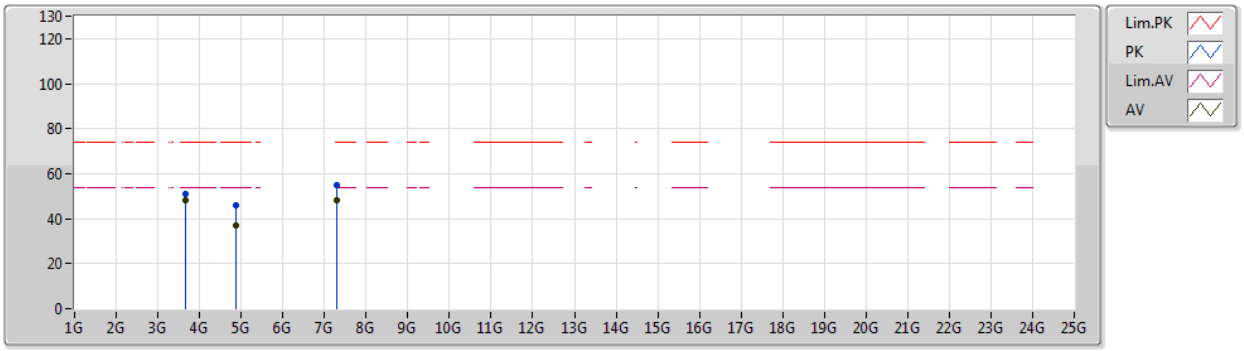

Type	Freq	Level	Limit	Margin	Factor	Dist	Condition	Azimuth	Height	Comment	Raw	AF	CL	PA
	(Hz)	(dBuV/m)	(dBuV/m)	(dB)	(dB)	(m)		(°)	(m)		(dBuV)	(dB)	(dB)	(dB)
AV	3.65549G	48.45	54.00	-5.55	1.01	3	Horizontal	332	1.41	-	47.44	29.08	6.02	34.09
AV	4.87402G	37.03	54.00	-16.97	4.41	3	Horizontal	20	1.72	-	32.62	31.47	6.81	33.87
AV	7.30976G	47.98	54.00	-6.02	10.51	3	Horizontal	27	1.49	-	37.47	36.01	8.61	34.11
PK	3.65549G	50.86	74.00	-23.14	1.01	3	Horizontal	332	1.41	-	49.85	29.08	6.02	34.09
PK	4.87391G	45.75	74.00	-28.25	4.41	3	Horizontal	20	1.72	-	41.34	31.47	6.81	33.87
PK	7.31004G	54.85	74.00	-19.15	10.51	3	Horizontal	27	1.49	-	44.34	36.01	8.61	34.11

802.11b_Nss1,(1Mbps)_2TX

2457MHz_TX

03/02/2020

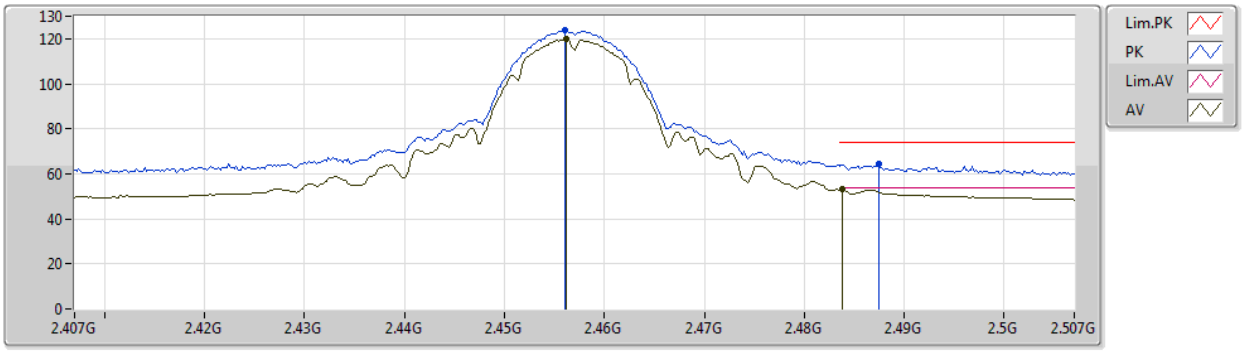

Type	Freq	Level	Limit	Margin	Factor	Dist	Condition	Azimuth	Height	Comment	Raw	AF	CL	PA
	(Hz)	(dBuV/m)	(dBuV/m)	(dB)	(dB)	(m)		(°)	(m)		(dBuV)	(dB)	(dB)	(dB)
AV	2.4562G	120.02	Inf	-Inf	32.37	3	Vertical	345	1.48	-	87.65	27.57	4.80	-
AV	2.4838G	53.23	54.00	-0.77	32.48	3	Vertical	345	1.48	-	20.75	27.65	4.83	-
PK	2.456G	123.79	Inf	-Inf	32.37	3	Vertical	345	1.48	-	91.42	27.57	4.80	-
PK	2.4874G	64.50	74.00	-9.50	32.49	3	Vertical	345	1.48	-	32.01	27.66	4.83	-

802.11b_Nss1,(1Mbps)_2TX

2457MHz_TX

03/02/2020

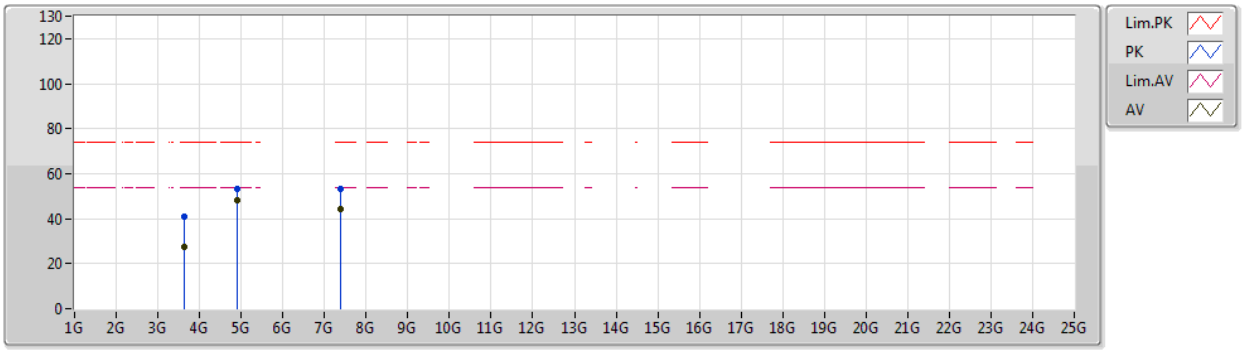

Type	Freq	Level	Limit	Margin	Factor	Dist	Condition	Azimuth	Height	Comment	Raw	AF	CL	PA
	(Hz)	(dBuV/m)	(dBuV/m)	(dB)	(dB)	(m)		(°)	(m)		(dBuV)	(dB)	(dB)	(dB)
AV	3.62499G	27.18	54.00	-26.82	0.87	3	Vertical	340	1.89	-	26.31	29.02	5.95	34.10
AV	4.91408G	47.98	54.00	-6.02	4.52	3	Vertical	157	1.60	-	43.46	31.55	6.82	33.85
AV	7.3727G	44.46	54.00	-9.54	10.71	3	Vertical	309	1.46	-	33.75	36.17	8.65	34.11
PK	3.6256G	40.93	74.00	-33.07	0.88	3	Vertical	340	1.89	-	40.05	29.03	5.95	34.10
PK	4.91392G	53.47	74.00	-20.53	4.52	3	Vertical	157	1.60	-	48.95	31.55	6.82	33.85
PK	7.37238G	52.99	74.00	-21.01	10.71	3	Vertical	309	1.46	-	42.28	36.17	8.65	34.11

802.11b_Nss1,(1Mbps)_2TX

2457MHz_TX

03/02/2020

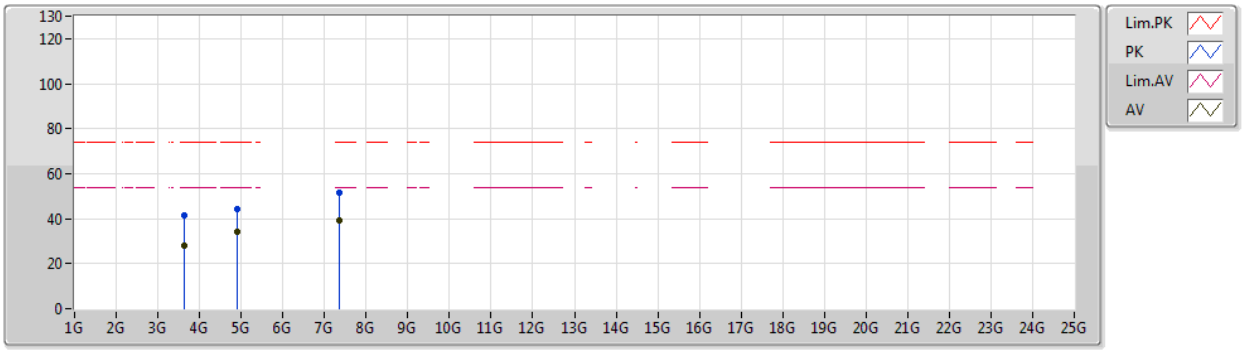

Type	Freq	Level	Limit	Margin	Factor	Dist	Condition	Azimuth	Height	Comment	Raw	AF	CL	PA
	(Hz)	(dBuV/m)	(dBuV/m)	(dB)	(dB)	(m)		(°)	(m)		(dBuV)	(dB)	(dB)	(dB)
AV	3.62502G	28.15	54.00	-25.85	0.88	3	Horizontal	327	1.26	-	27.27	29.03	5.95	34.10
AV	4.91392G	34.01	54.00	-19.99	4.52	3	Horizontal	19	1.68	-	29.49	31.55	6.82	33.85
AV	7.36978G	39.45	54.00	-14.55	10.69	3	Horizontal	350	1.49	-	28.76	36.16	8.64	34.11
PK	3.62451G	41.34	74.00	-32.66	0.87	3	Horizontal	327	1.26	-	40.47	29.02	5.95	34.10
PK	4.91408G	44.01	74.00	-29.99	4.52	3	Horizontal	19	1.68	-	39.49	31.55	6.82	33.85
PK	7.36996G	51.44	74.00	-22.56	10.69	3	Horizontal	350	1.49	-	40.75	36.16	8.64	34.11

802.11b_Nss1,(1Mbps)_2TX

2462MHz_TX

02/02/2020

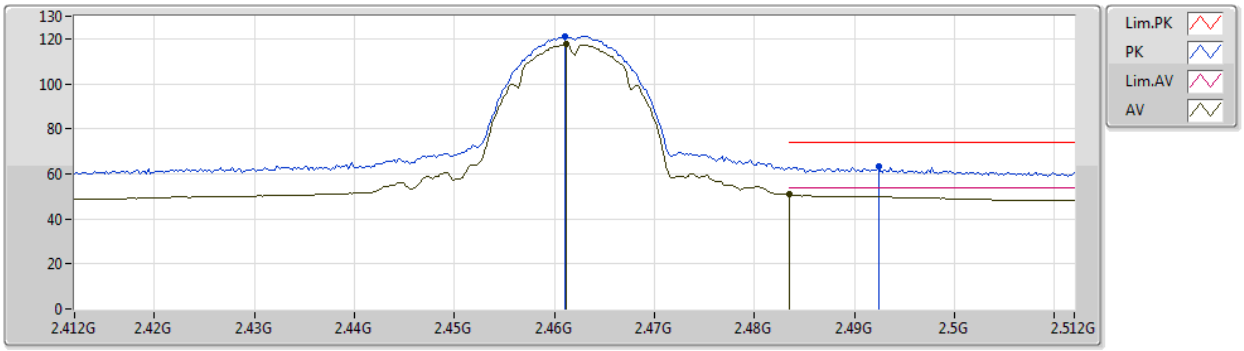

Type	Freq	Level	Limit	Margin	Factor	Dist	Condition	Azimuth	Height	Comment	Raw	AF	CL	PA
	(Hz)	(dBuV/m)	(dBuV/m)	(dB)	(dB)	(m)		(°)	(m)		(dBuV)	(dB)	(dB)	(dB)
AV	2.4612G	117.63	Inf	-Inf	32.38	3	Vertical	345	1.42	-	85.25	27.58	4.80	-
AV	2.4835G	50.79	54.00	-3.21	32.48	3	Vertical	345	1.42	-	18.31	27.65	4.83	-
PK	2.461G	121.31	Inf	-Inf	32.38	3	Vertical	345	1.42	-	88.93	27.58	4.80	-
PK	2.4924G	63.22	74.00	-10.78	32.52	3	Vertical	345	1.42	-	30.70	27.68	4.84	-

802.11b_Nss1,(1Mbps)_2TX

2462MHz_TX

02/02/2020

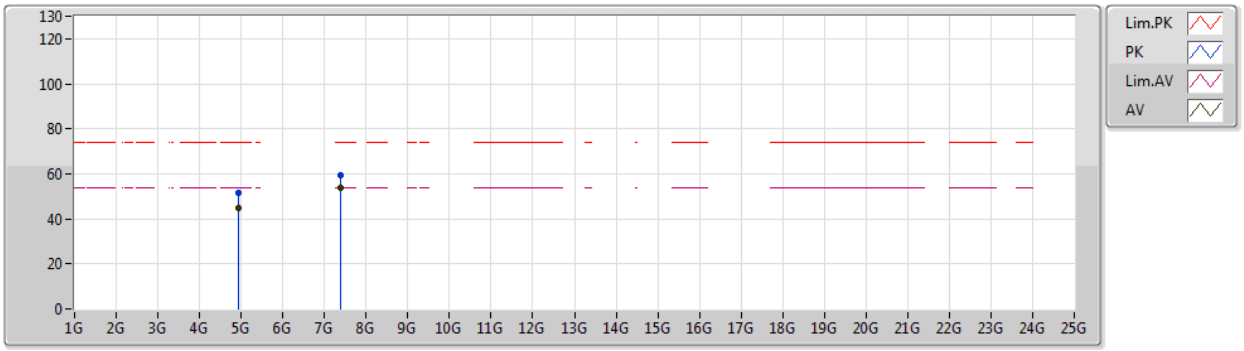

Type	Freq	Level	Limit	Margin	Factor	Dist	Condition	Azimuth	Height	Comment	Raw	AF	CL	PA
	(Hz)	(dBuV/m)	(dBuV/m)	(dB)	(dB)	(m)		(°)	(m)		(dBuV)	(dB)	(dB)	(dB)
AV	4.92397G	44.98	54.00	-9.02	4.53	3	Vertical	158	1.59	-	40.45	31.56	6.82	33.85
AV	7.38476G	53.88	54.00	-0.12	10.74	3	Vertical	311	1.39	-	43.14	36.20	8.65	34.11
PK	4.92386G	51.74	74.00	-22.26	4.53	3	Vertical	158	1.59	-	47.21	31.56	6.82	33.85
PK	7.38452G	59.49	74.00	-14.51	10.74	3	Vertical	311	1.39	-	48.75	36.20	8.65	34.11

802.11b_Nss1,(1Mbps)_2TX

2462MHz_TX

02/02/2020

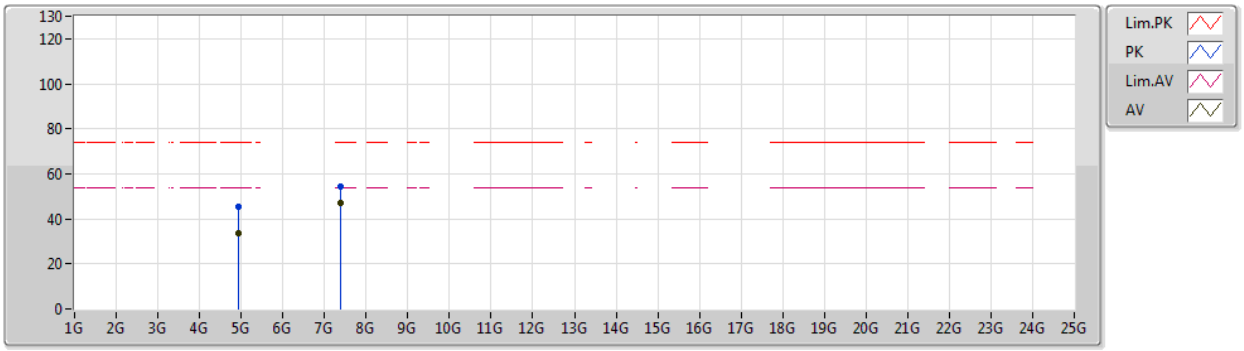

Type	Freq	Level	Limit	Margin	Factor	Dist	Condition	Azimuth	Height	Comment	Raw	AF	CL	PA
	(Hz)	(dBuV/m)	(dBuV/m)	(dB)	(dB)	(m)		(°)	(m)		(dBuV)	(dB)	(dB)	(dB)
AV	4.92403G	33.87	54.00	-20.13	4.53	3	Horizontal	20	1.68	-	29.34	31.56	6.82	33.85
AV	7.38476G	46.88	54.00	-7.12	10.74	3	Horizontal	348	2.02	-	36.14	36.20	8.65	34.11
PK	4.9238G	45.24	74.00	-28.76	4.53	3	Horizontal	20	1.68	-	40.71	31.56	6.82	33.85
PK	7.38452G	54.44	74.00	-19.56	10.74	3	Horizontal	348	2.02	-	43.70	36.20	8.65	34.11

Remark :

Level (dBuV/m) = Raw(Read Level) + AF(Antenna Factor) + CL(Cable Loss) - PA(Preamp Factor) 992618

802.11g_Nss1,(6Mbps)_2TX

2412MHz_TX

03/02/2020

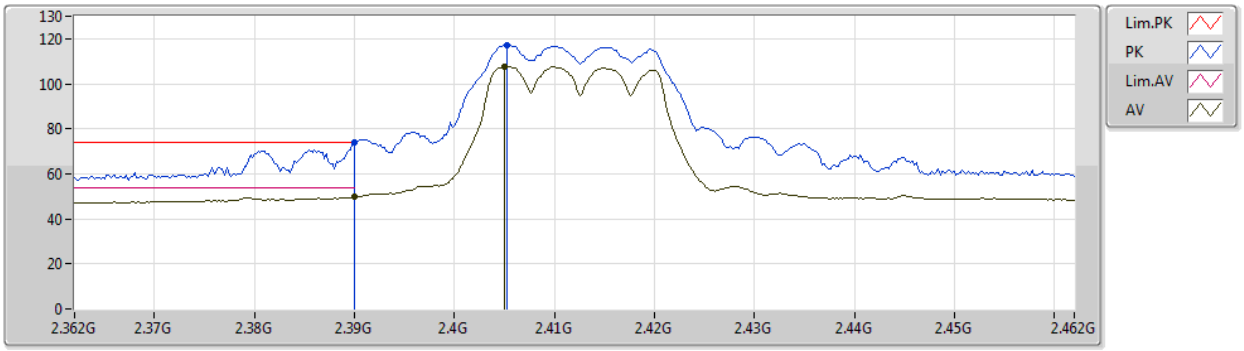

Type	Freq	Level	Limit	Margin	Factor	Dist	Condition	Azimuth	Height	Comment	Raw	AF	CL	PA
	(Hz)	(dBuV/m)	(dBuV/m)	(dB)	(dB)	(m)		(°)	(m)		(dBuV)	(dB)	(dB)	(dB)
AV	2.39G	49.77	54.00	-4.23	32.09	3	Vertical	179	1.22	-	17.68	27.37	4.72	-
AV	2.405G	107.55	Inf	-Inf	32.15	3	Vertical	179	1.22	-	75.40	27.41	4.74	-
PK	2.39G	73.71	74.00	-0.29	32.09	3	Vertical	179	1.22	-	41.62	27.37	4.72	-
PK	2.4052G	117.16	Inf	-Inf	32.16	3	Vertical	179	1.22	-	85.00	27.42	4.74	-

802.11g_Nss1,(6Mbps)_2TX

2412MHz_TX

03/02/2020

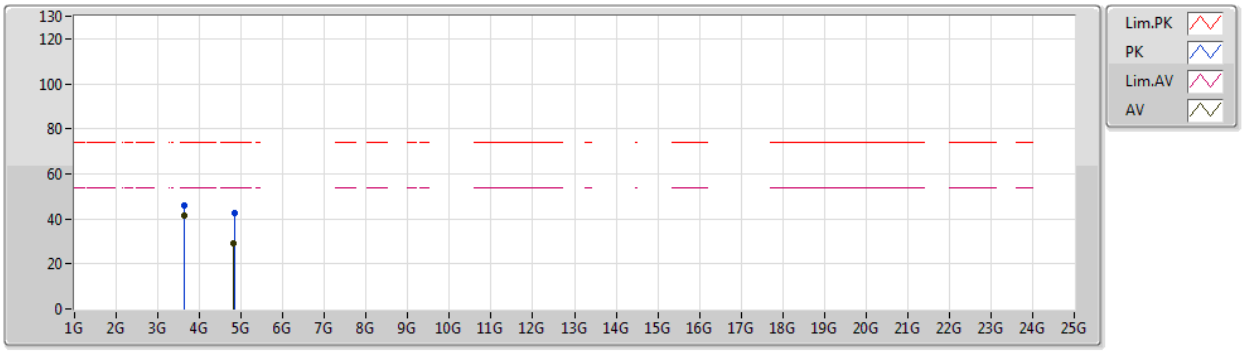

Type	Freq	Level	Limit	Margin	Factor	Dist	Condition	Azimuth	Height	Comment	Raw	AF	CL	PA
	(Hz)	(dBuV/m)	(dBuV/m)	(dB)	(dB)	(m)		(°)	(m)		(dBuV)	(dB)	(dB)	(dB)
AV	3.61797G	41.60	54.00	-12.40	0.84	3	Vertical	332	1.17	-	40.76	29.01	5.93	34.10
AV	4.82208G	29.37	54.00	-24.63	4.27	3	Vertical	153	1.98	-	25.10	31.38	6.79	33.90
PK	3.618G	46.21	74.00	-27.79	0.84	3	Vertical	332	1.17	-	45.37	29.01	5.93	34.10
PK	4.8285G	42.39	74.00	-31.61	4.28	3	Vertical	153	1.98	-	38.11	31.39	6.79	33.90

802.11g_Nss1,(6Mbps)_2TX

2412MHz_TX

03/02/2020

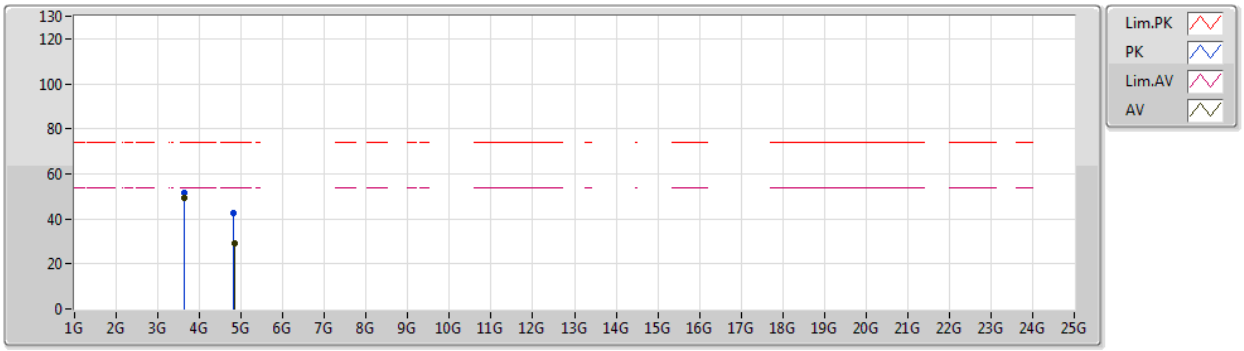

Type	Freq	Level	Limit	Margin	Factor	Dist	Condition	Azimuth	Height	Comment	Raw	AF	CL	PA
	(Hz)	(dBuV/m)	(dBuV/m)	(dB)	(dB)	(m)		(°)	(m)		(dBuV)	(dB)	(dB)	(dB)
AV	3.61799G	49.52	54.00	-4.48	0.84	3	Horizontal	332	1.14	-	48.68	29.01	5.93	34.10
AV	4.83672G	29.23	54.00	-24.77	4.31	3	Horizontal	21	1.49	-	24.92	31.41	6.79	33.89
PK	3.61802G	51.49	74.00	-22.51	0.84	3	Horizontal	332	1.14	-	50.65	29.01	5.93	34.10
PK	4.8252G	42.80	74.00	-31.20	4.28	3	Horizontal	21	1.49	-	38.52	31.39	6.79	33.90

802.11g_Nss1,(6Mbps)_2TX

2417MHz_TX

03/02/2020

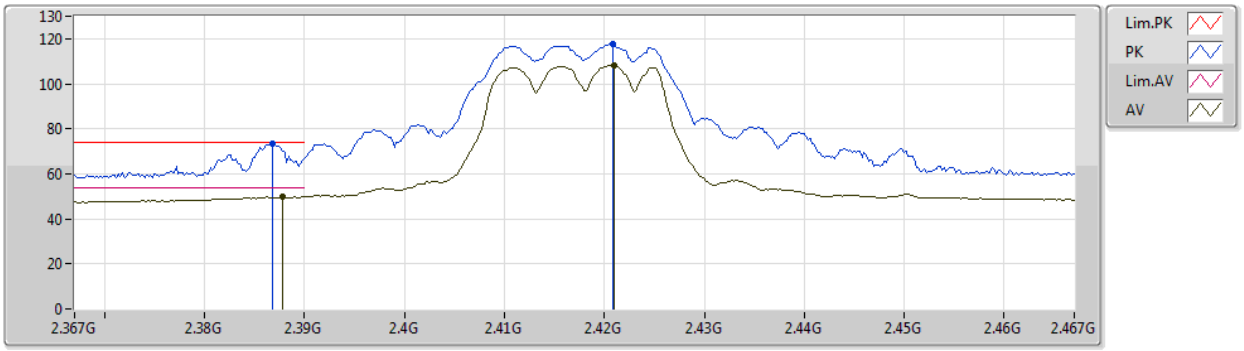

Type	Freq	Level	Limit	Margin	Factor	Dist	Condition	Azimuth	Height	Comment	Raw	AF	CL	PA
	(Hz)	(dBuV/m)	(dBuV/m)	(dB)	(dB)	(m)		(°)	(m)		(dBuV)	(dB)	(dB)	(dB)
AV	2.3878G	49.72	54.00	-4.28	32.08	3	Vertical	2	1.67	-	17.64	27.36	4.72	-
AV	2.421G	108.14	Inf	-Inf	32.21	3	Vertical	2	1.67	-	75.93	27.46	4.75	-
PK	2.3868G	73.55	74.00	-0.45	32.07	3	Vertical	2	1.67	-	41.48	27.36	4.71	-
PK	2.4208G	117.76	Inf	-Inf	32.21	3	Vertical	2	1.67	-	85.55	27.46	4.75	-

802.11g_Nss1,(6Mbps)_2TX

2437MHz_TX

03/02/2020

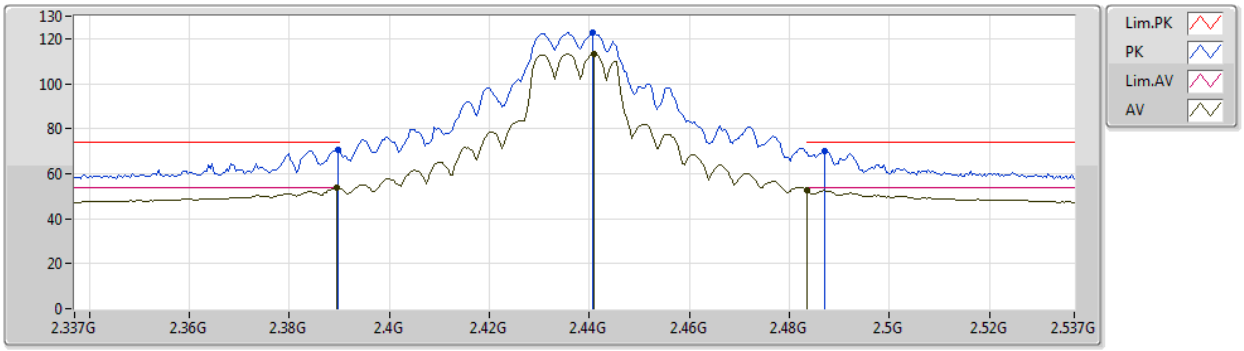

Type	Freq	Level	Limit	Margin	Factor	Dist	Condition	Azimuth	Height	Comment	Raw	AF	CL	PA
	(Hz)	(dBuV/m)	(dBuV/m)	(dB)	(dB)	(m)		(°)	(m)		(dBuV)	(dB)	(dB)	(dB)
AV	2.3894G	53.65	54.00	-0.35	32.09	3	Vertical	2	1.49	-	21.56	27.37	4.72	-
AV	2.441G	113.27	Inf	-Inf	32.30	3	Vertical	2	1.49	-	80.97	27.52	4.78	-
AV	2.4835G	52.76	54.00	-1.24	32.48	3	Vertical	2	1.49	-	20.28	27.65	4.83	-
PK	2.3898G	70.33	74.00	-3.67	32.09	3	Vertical	2	1.49	-	38.24	27.37	4.72	-
PK	2.4406G	122.72	Inf	-Inf	32.30	3	Vertical	2	1.49	-	90.42	27.52	4.78	-
PK	2.487G	70.01	74.00	-3.99	32.49	3	Vertical	2	1.49	-	37.52	27.66	4.83	-

802.11g_Nss1,(6Mbps)_2TX

2437MHz_TX

03/02/2020

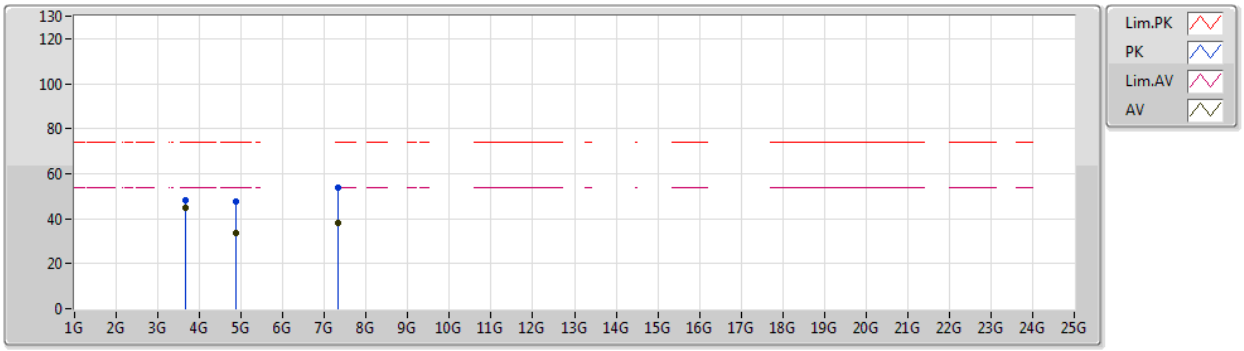

Type	Freq	Level	Limit	Margin	Factor	Dist	Condition	Azimuth	Height	Comment	Raw	AF	CL	PA
	(Hz)	(dBuV/m)	(dBuV/m)	(dB)	(dB)	(m)		(°)	(m)		(dBuV)	(dB)	(dB)	(dB)
AV	3.65549G	44.85	54.00	-9.15	1.01	3	Vertical	318	0.99	-	43.84	29.08	6.02	34.09
AV	4.87558G	33.45	54.00	-20.55	4.42	3	Vertical	158	1.71	-	29.03	31.48	6.81	33.87
AV	7.31076G	38.03	54.00	-15.97	10.51	3	Vertical	162	2.93	-	27.52	36.01	8.61	34.11
PK	3.65542G	48.40	74.00	-25.60	1.01	3	Vertical	318	0.99	-	47.39	29.08	6.02	34.09
PK	4.87872G	47.58	74.00	-26.42	4.42	3	Vertical	158	1.71	-	43.16	31.48	6.81	33.87
PK	7.31238G	53.78	74.00	-20.22	10.51	3	Vertical	162	2.93	-	43.27	36.01	8.61	34.11

802.11g_Nss1,(6Mbps)_2TX

2437MHz_TX

03/02/2020

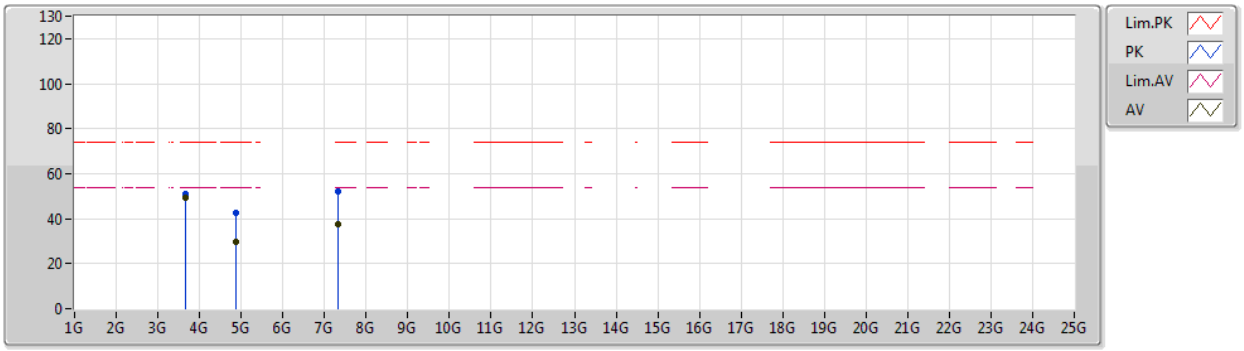

Type	Freq	Level	Limit	Margin	Factor	Dist	Condition	Azimuth	Height	Comment	Raw	AF	CL	PA
	(Hz)	(dBuV/m)	(dBuV/m)	(dB)	(dB)	(m)		(°)	(m)		(dBuV)	(dB)	(dB)	(dB)
AV	3.65551G	49.11	54.00	-4.89	1.01	3	Horizontal	329	1.25	-	48.10	29.08	6.02	34.09
AV	4.88768G	29.61	54.00	-24.39	4.44	3	Horizontal	14	1.49	-	25.17	31.50	6.81	33.87
AV	7.3146G	37.36	54.00	-16.64	10.52	3	Horizontal	31	1.57	-	26.84	36.02	8.61	34.11
PK	3.65549G	51.18	74.00	-22.82	1.01	3	Horizontal	329	1.25	-	50.17	29.08	6.02	34.09
PK	4.87616G	42.35	74.00	-31.65	4.42	3	Horizontal	14	1.49	-	37.93	31.48	6.81	33.87
PK	7.3125G	52.12	74.00	-21.88	10.51	3	Horizontal	31	1.57	-	41.61	36.01	8.61	34.11

802.11g_Nss1,(6Mbps)_2TX

2457MHz_TX

03/02/2020

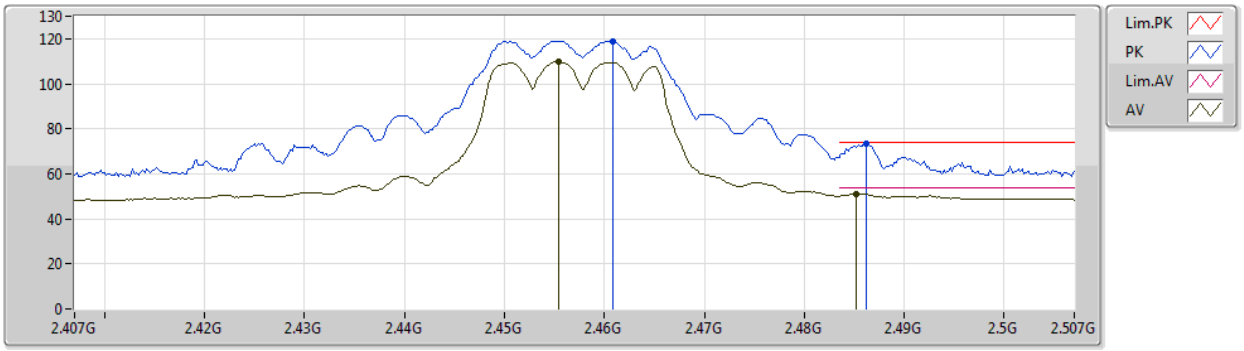

Type	Freq	Level	Limit	Margin	Factor	Dist	Condition	Azimuth	Height	Comment	Raw	AF	CL	PA
	(Hz)	(dBuV/m)	(dBuV/m)	(dB)	(dB)	(m)		(°)	(m)		(dBuV)	(dB)	(dB)	(dB)
AV	2.4554G	109.77	Inf	-Inf	32.36	3	Vertical	177	1.64	-	77.41	27.57	4.79	-
AV	2.4852G	51.14	54.00	-2.86	32.49	3	Vertical	177	1.64	-	18.65	27.66	4.83	-
PK	2.4608G	118.99	Inf	-Inf	32.38	3	Vertical	177	1.64	-	86.61	27.58	4.80	-
PK	2.4862G	73.56	74.00	-0.44	32.49	3	Vertical	177	1.64	-	41.07	27.66	4.83	-

802.11g_Nss1,(6Mbps)_2TX

2462MHz_TX

03/02/2020

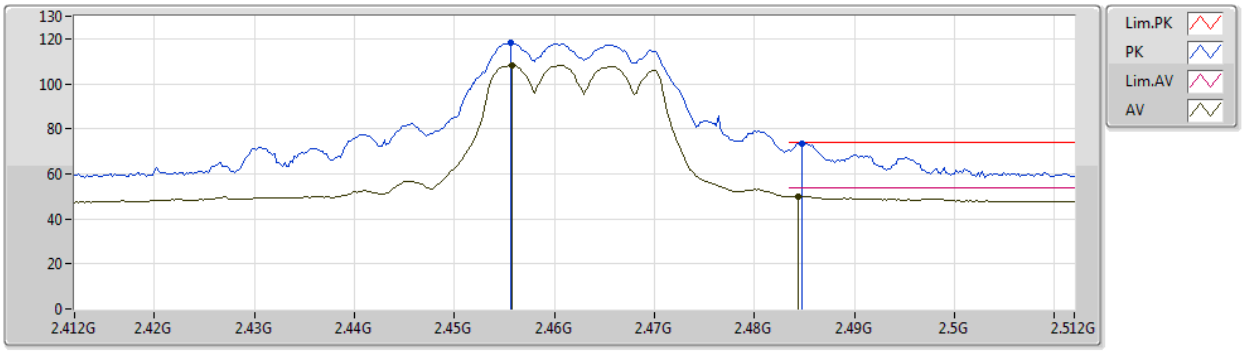

Type	Freq	Level	Limit	Margin	Factor	Dist	Condition	Azimuth	Height	Comment	Raw	AF	CL	PA
	(Hz)	(dBuV/m)	(dBuV/m)	(dB)	(dB)	(m)		(°)	(m)		(dBuV)	(dB)	(dB)	(dB)
AV	2.4558G	108.40	Inf	-Inf	32.37	3	Vertical	176	1.40	-	76.03	27.57	4.80	-
AV	2.4844G	49.98	54.00	-4.02	32.48	3	Vertical	176	1.40	-	17.50	27.65	4.83	-
PK	2.4556G	118.02	Inf	-Inf	32.37	3	Vertical	176	1.40	-	85.65	27.57	4.80	-
PK	2.4848G	73.62	74.00	-0.38	32.48	3	Vertical	176	1.40	-	41.14	27.65	4.83	-

802.11g_Nss1,(6Mbps)_2TX

2462MHz_TX

03/02/2020

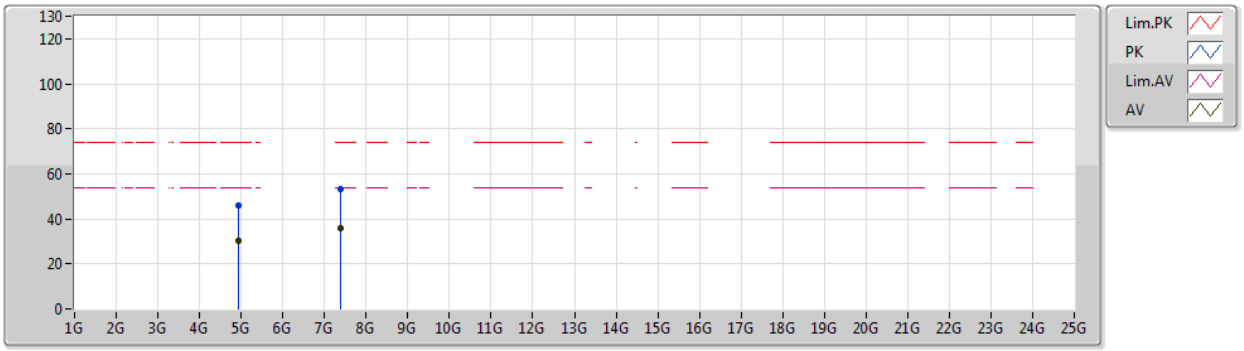

Type	Freq	Level	Limit	Margin	Factor	Dist	Condition	Azimuth	Height	Comment	Raw	AF	CL	PA
	(Hz)	(dBuV/m)	(dBuV/m)	(dB)	(dB)	(m)		(°)	(m)		(dBuV)	(dB)	(dB)	(dB)
AV	4.92358G	30.44	54.00	-23.56	4.53	3	Vertical	169	1.65	-	25.91	31.56	6.82	33.85
AV	7.386G	36.02	54.00	-17.98	10.74	3	Vertical	165	2.97	-	25.28	36.20	8.65	34.11
PK	4.92574G	45.83	74.00	-28.17	4.55	3	Vertical	169	1.65	-	41.28	31.57	6.82	33.84
PK	7.38708G	53.00	74.00	-21.00	10.75	3	Vertical	165	2.97	-	42.25	36.21	8.65	34.11

Remark :

Level (dBuV/m) = Raw(Read Level) + AF(Antenna Factor) + CL(Cable Loss) - PA(Preamp Factor) 992618

802.11g_Nss1,(6Mbps)_2TX

2462MHz_TX

03/02/2020

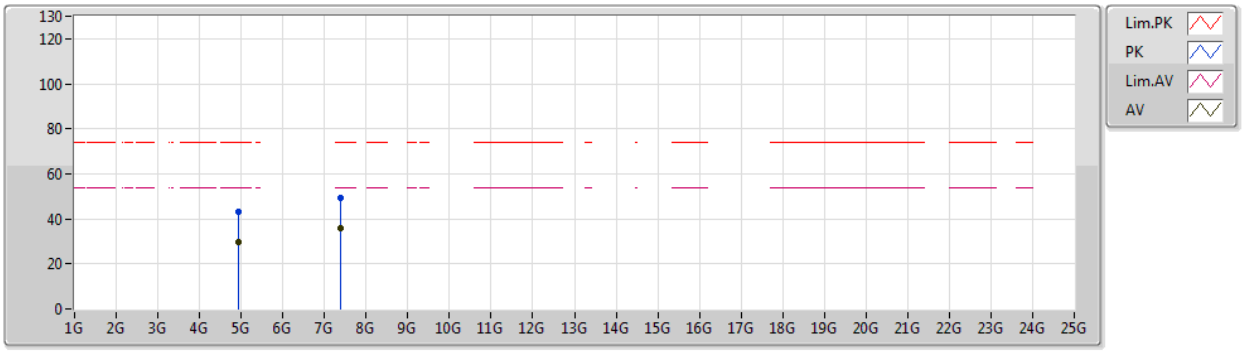

Type	Freq	Level	Limit	Margin	Factor	Dist	Condition	Azimuth	Height	Comment	Raw	AF	CL	PA
	(Hz)	(dBuV/m)	(dBuV/m)	(dB)	(dB)	(m)		(°)	(m)		(dBuV)	(dB)	(dB)	(dB)
AV	4.9204G	29.67	54.00	-24.33	4.53	3	Horizontal	31	2.48	-	25.14	31.56	6.82	33.85
AV	7.37694G	35.73	54.00	-18.27	10.72	3	Horizontal	0	1.50	-	25.01	36.18	8.65	34.11
PK	4.92076G	43.37	74.00	-30.63	4.53	3	Horizontal	31	2.48	-	38.84	31.56	6.82	33.85
PK	7.39848G	49.26	74.00	-24.74	10.79	3	Horizontal	0	1.50	-	38.47	36.24	8.66	34.11

802.11ax HEW20_Nss2,(MCS0)_2TX

2412MHz_TX

03/02/2020

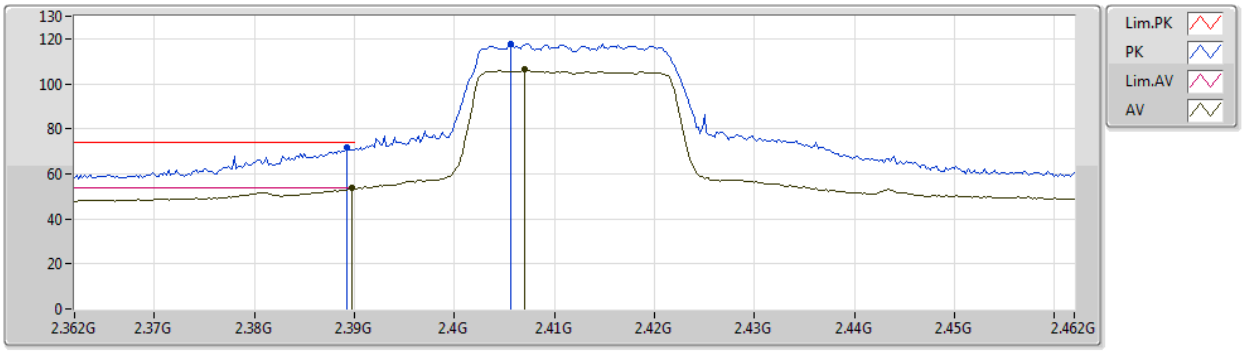

Type	Freq	Level	Limit	Margin	Factor	Dist	Condition	Azimuth	Height	Comment	Raw	AF	CL	PA
	(Hz)	(dBuV/m)	(dBuV/m)	(dB)	(dB)	(m)		(°)	(m)		(dBuV)	(dB)	(dB)	(dB)
AV	2.3898G	53.60	54.00	-0.40	32.09	3	Vertical	181	1.49	-	21.51	27.37	4.72	-
AV	2.407G	106.40	Inf	-Inf	32.16	3	Vertical	181	1.49	-	74.24	27.42	4.74	-
PK	2.3892G	71.55	74.00	-2.45	32.09	3	Vertical	181	1.49	-	39.46	27.37	4.72	-
PK	2.4056G	117.67	Inf	-Inf	32.16	3	Vertical	181	1.49	-	85.51	27.42	4.74	-

Remark :

Level (dBuV/m) = Raw(Read Level) + AF(Antenna Factor) + CL(Cable Loss) - PA(Preamp Factor) 992618

802.11ax HEW20_Nss2,(MCS0)_2TX

2412MHz_TX

03/02/2020

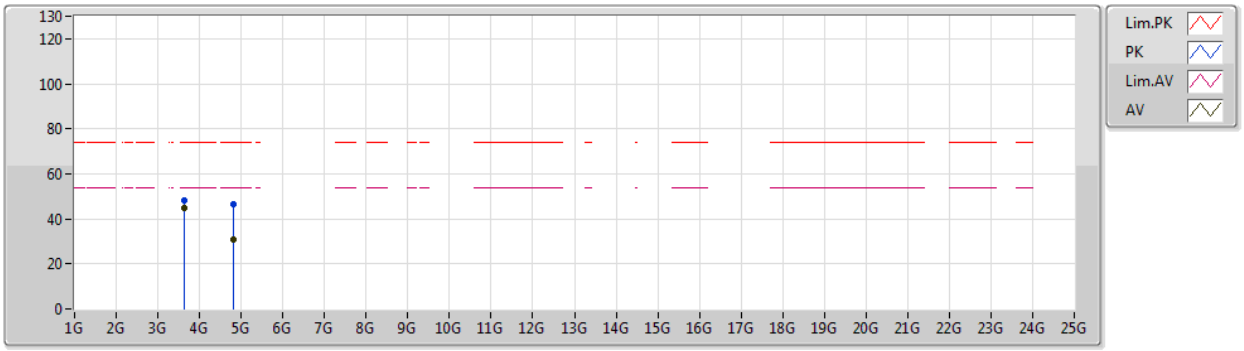

Type	Freq	Level	Limit	Margin	Factor	Dist	Condition	Azimuth	Height	Comment	Raw	AF	CL	PA
	(Hz)	(dBuV/m)	(dBuV/m)	(dB)	(dB)	(m)		(°)	(m)		(dBuV)	(dB)	(dB)	(dB)
AV	3.61797G	44.70	54.00	-9.30	0.84	3	Vertical	317	1.19	-	43.86	29.01	5.93	34.10
AV	4.82286G	30.72	54.00	-23.28	4.27	3	Vertical	340	1.49	-	26.45	31.38	6.79	33.90
PK	3.61792G	47.99	74.00	-26.01	0.84	3	Vertical	317	1.19	-	47.15	29.01	5.93	34.10
PK	4.81656G	46.64	74.00	-27.36	4.26	3	Vertical	340	1.49	-	42.38	31.37	6.79	33.90

Remark :

Level (dBuV/m) = Raw(Read Level) + AF(Antenna Factor) + CL(Cable Loss) - PA(Preamp Factor) 992618

802.11ax HEW20_Nss2,(MCS0)_2TX

2412MHz_TX

03/02/2020

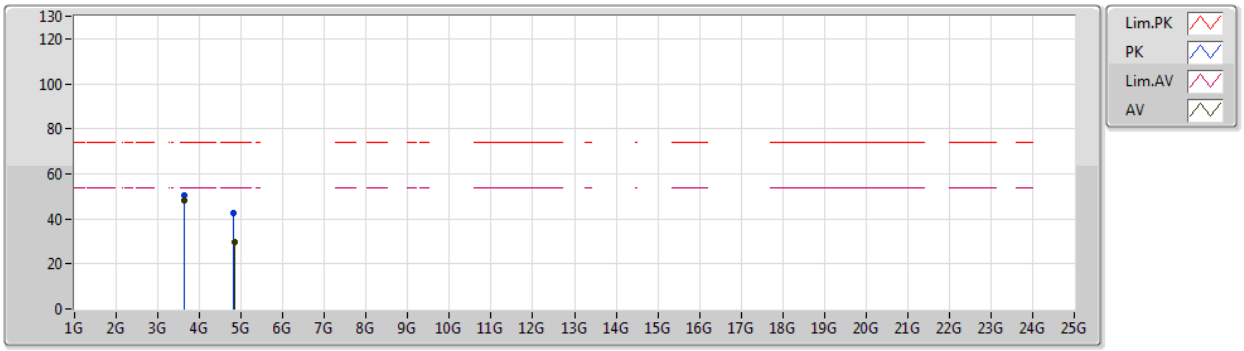

Type	Freq	Level	Limit	Margin	Factor	Dist	Condition	Azimuth	Height	Comment	Raw	AF	CL	PA
	(Hz)	(dBuV/m)	(dBuV/m)	(dB)	(dB)	(m)		(°)	(m)		(dBuV)	(dB)	(dB)	(dB)
AV	3.61799G	48.23	54.00	-5.77	0.84	3	Horizontal	344	1.13	-	47.39	29.01	5.93	34.10
AV	4.8318G	29.81	54.00	-24.19	4.30	3	Horizontal	107	1.48	-	25.51	31.40	6.79	33.89
PK	3.61796G	50.35	74.00	-23.65	0.84	3	Horizontal	344	1.13	-	49.51	29.01	5.93	34.10
PK	4.82136G	42.52	74.00	-31.48	4.27	3	Horizontal	107	1.48	-	38.25	31.38	6.79	33.90

Remark :

Level (dBuV/m) = Raw(Read Level) + AF(Antenna Factor) + CL(Cable Loss) - PA(Preamp Factor) 992618

802.11ax HEW20_Nss2,(MCS0)_2TX

2417MHz_TX

03/02/2020

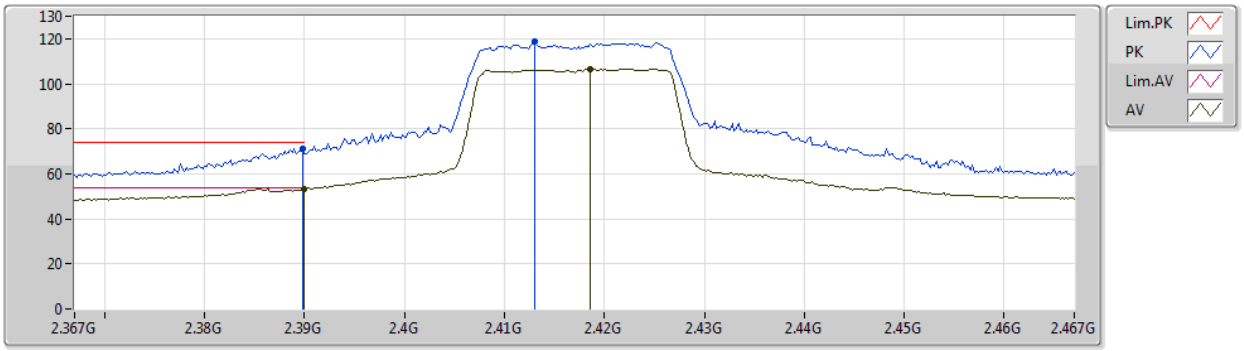

Type	Freq	Level	Limit	Margin	Factor	Dist	Condition	Azimuth	Height	Comment	Raw	AF	CL	PA
	(Hz)	(dBuV/m)	(dBuV/m)	(dB)	(dB)	(m)		(°)	(m)		(dBuV)	(dB)	(dB)	(dB)
AV	2.39G	53.36	54.00	-0.64	32.09	3	Vertical	355	1.48	-	21.27	27.37	4.72	-
AV	2.4186G	106.57	Inf	-Inf	32.21	3	Vertical	355	1.48	-	74.36	27.46	4.75	-
PK	2.3898G	71.41	74.00	-2.59	32.09	3	Vertical	355	1.48	-	39.32	27.37	4.72	-
PK	2.413G	119.04	Inf	-Inf	32.19	3	Vertical	355	1.48	-	86.85	27.44	4.75	-

Remark :

Level (dBuV/m) = Raw(Read Level) + AF(Antenna Factor) + CL(Cable Loss) - PA(Preamp Factor) 992618

802.11ax HEW20_Nss2,(MCS0)_2TX

2437MHz_TX

03/02/2020

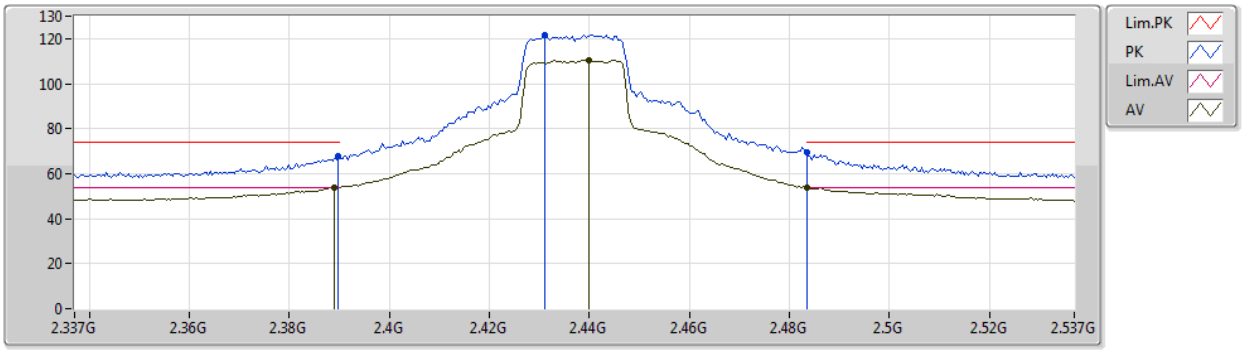

Type	Freq	Level	Limit	Margin	Factor	Dist	Condition	Azimuth	Height	Comment	Raw	AF	CL	PA
	(Hz)	(dBuV/m)	(dBuV/m)	(dB)	(dB)	(m)		(°)	(m)		(dBuV)	(dB)	(dB)	(dB)
AV	2.389G	53.67	54.00	-0.33	32.09	3	Vertical	174	1.49	-	21.58	27.37	4.72	-
AV	2.4398G	110.56	Inf	-Inf	32.30	3	Vertical	174	1.49	-	78.26	27.52	4.78	-
AV	2.4835G	53.75	54.00	-0.25	32.48	3	Vertical	174	1.49	-	21.27	27.65	4.83	-
PK	2.3898G	67.74	74.00	-6.26	32.09	3	Vertical	174	1.49	-	35.65	27.37	4.72	-
PK	2.431G	121.63	Inf	-Inf	32.26	3	Vertical	174	1.49	-	89.37	27.49	4.77	-
PK	2.4835G	69.58	74.00	-4.42	32.48	3	Vertical	174	1.49	-	37.10	27.65	4.83	-

802.11ax HEW20_Nss2,(MCS0)_2TX

2437MHz_TX

03/02/2020

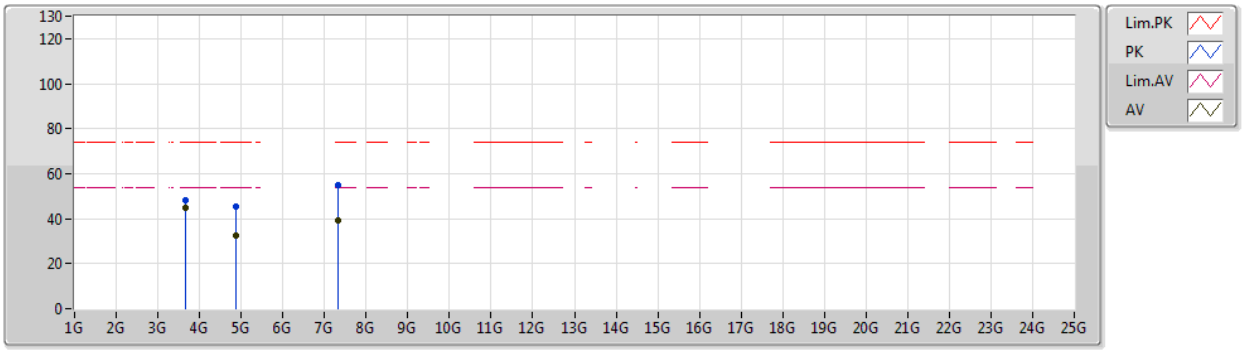

Type	Freq	Level	Limit	Margin	Factor	Dist	Condition	Azimuth	Height	Comment	Raw	AF	CL	PA
	(Hz)	(dBuV/m)	(dBuV/m)	(dB)	(dB)	(m)		(°)	(m)		(dBuV)	(dB)	(dB)	(dB)
AV	3.6555G	45.00	54.00	-9.00	1.01	3	Vertical	318	0.99	-	43.99	29.08	6.02	34.09
AV	4.87778G	32.55	54.00	-21.45	4.42	3	Vertical	40	1.91	-	28.13	31.48	6.81	33.87
AV	7.31412G	39.45	54.00	-14.55	10.52	3	Vertical	310	1.48	-	28.93	36.02	8.61	34.11
PK	3.6555G	48.26	74.00	-25.74	1.01	3	Vertical	318	0.99	-	47.25	29.08	6.02	34.09
PK	4.87712G	45.44	74.00	-28.56	4.42	3	Vertical	40	1.91	-	41.02	31.48	6.81	33.87
PK	7.32174G	55.13	74.00	-18.87	10.55	3	Vertical	310	1.48	-	44.58	36.04	8.62	34.11

Remark :

Level (dBuV/m) = Raw(Read Level) + AF(Antenna Factor) + CL(Cable Loss) - PA(Preamp Factor) 992618

802.11ax HEW20_Nss2,(MCS0)_2TX

2437MHz_TX

03/02/2020

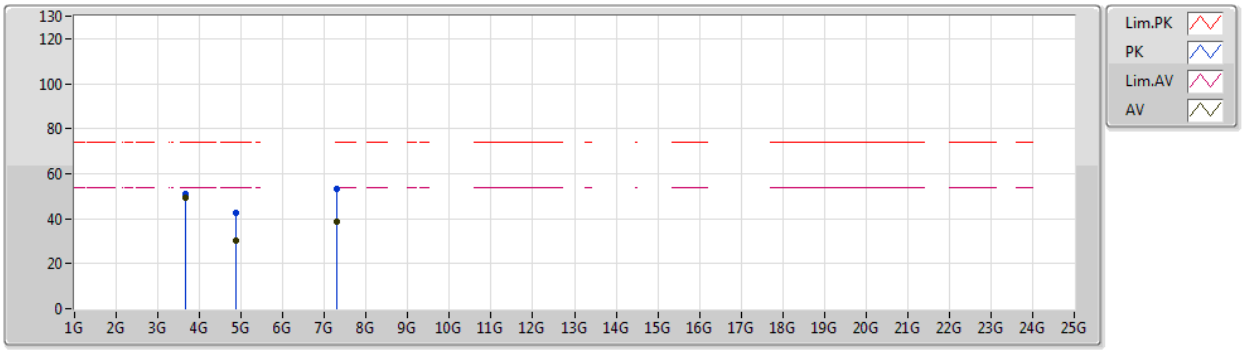

Type	Freq	Level	Limit	Margin	Factor	Dist	Condition	Azimuth	Height	Comment	Raw	AF	CL	PA
	(Hz)	(dBuV/m)	(dBuV/m)	(dB)	(dB)	(m)		(°)	(m)		(dBuV)	(dB)	(dB)	(dB)
AV	3.65551G	49.06	54.00	-4.94	1.01	3	Horizontal	330	1.31	-	48.05	29.08	6.02	34.09
AV	4.87514G	30.40	54.00	-23.60	4.42	3	Horizontal	19	2.03	-	25.98	31.48	6.81	33.87
AV	7.3041G	38.51	54.00	-15.49	10.49	3	Horizontal	41	2.91	-	28.02	35.99	8.61	34.11
PK	3.65549G	51.19	74.00	-22.81	1.01	3	Horizontal	330	1.31	-	50.18	29.08	6.02	34.09
PK	4.86692G	42.61	74.00	-31.39	4.38	3	Horizontal	19	2.03	-	38.23	31.46	6.80	33.88
PK	7.30764G	53.43	74.00	-20.57	10.50	3	Horizontal	41	2.91	-	42.93	36.00	8.61	34.11

Remark :

Level (dBuV/m) = Raw(Read Level) + AF(Antenna Factor) + CL(Cable Loss) - PA(Preamp Factor) 992618

802.11ax HEW20_Nss2,(MCS0)_2TX

2457MHz_TX

03/02/2020

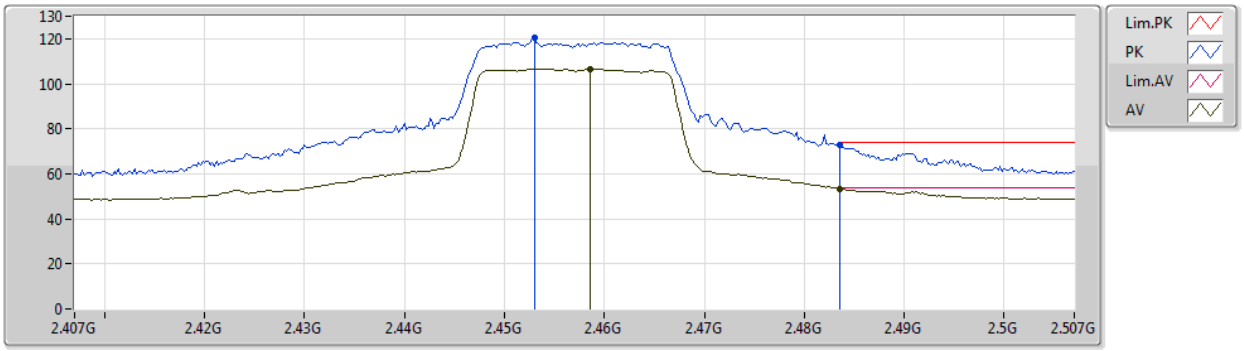

Type	Freq	Level	Limit	Margin	Factor	Dist	Condition	Azimuth	Height	Comment	Raw	AF	CL	PA
	(Hz)	(dBuV/m)	(dBuV/m)	(dB)	(dB)	(m)		(°)	(m)		(dBuV)	(dB)	(dB)	(dB)
AV	2.4586G	106.62	Inf	-Inf	32.38	3	Vertical	178	1.47	-	74.24	27.58	4.80	-
AV	2.4836G	53.32	54.00	-0.68	32.48	3	Vertical	178	1.47	-	20.84	27.65	4.83	-
PK	2.453G	120.22	Inf	-Inf	32.35	3	Vertical	178	1.47	-	87.87	27.56	4.79	-
PK	2.4836G	72.67	74.00	-1.33	32.48	3	Vertical	178	1.47	-	40.19	27.65	4.83	-

Remark :

Level (dBuV/m) = Raw(Read Level) + AF(Antenna Factor) + CL(Cable Loss) - PA(Preamp Factor) 992618

802.11ax HEW20_Nss2,(MCS0)_2TX

2462MHz_TX

03/02/2020

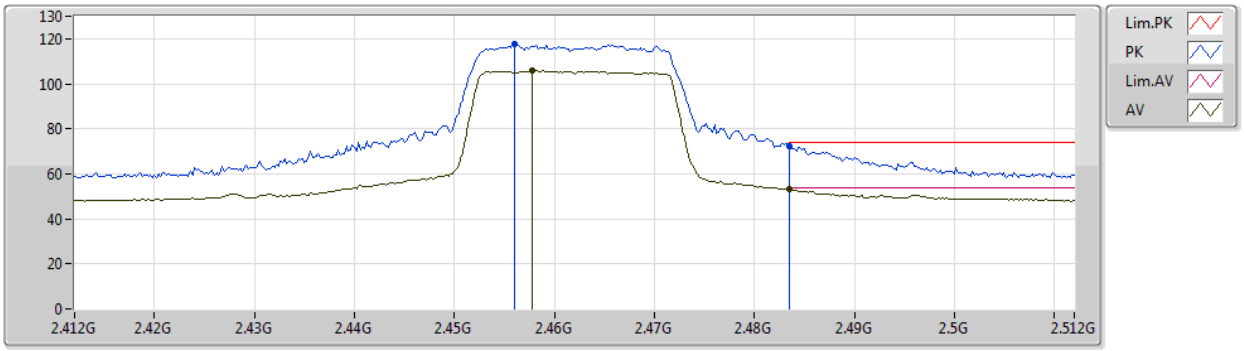

Type	Freq	Level	Limit	Margin	Factor	Dist	Condition	Azimuth	Height	Comment	Raw	AF	CL	PA
	(Hz)	(dBuV/m)	(dBuV/m)	(dB)	(dB)	(m)		(°)	(m)		(dBuV)	(dB)	(dB)	(dB)
AV	2.4578G	105.83	Inf	-Inf	32.37	3	Vertical	175	1.65	-	73.46	27.57	4.80	-
AV	2.4835G	53.48	54.00	-0.52	32.48	3	Vertical	175	1.65	-	21.00	27.65	4.83	-
PK	2.456G	117.63	Inf	-Inf	32.37	3	Vertical	175	1.65	-	85.26	27.57	4.80	-
PK	2.4835G	72.46	74.00	-1.54	32.48	3	Vertical	175	1.65	-	39.98	27.65	4.83	-

802.11ax HEW20_Nss2,(MCS0)_2TX

2462MHz_TX

03/02/2020

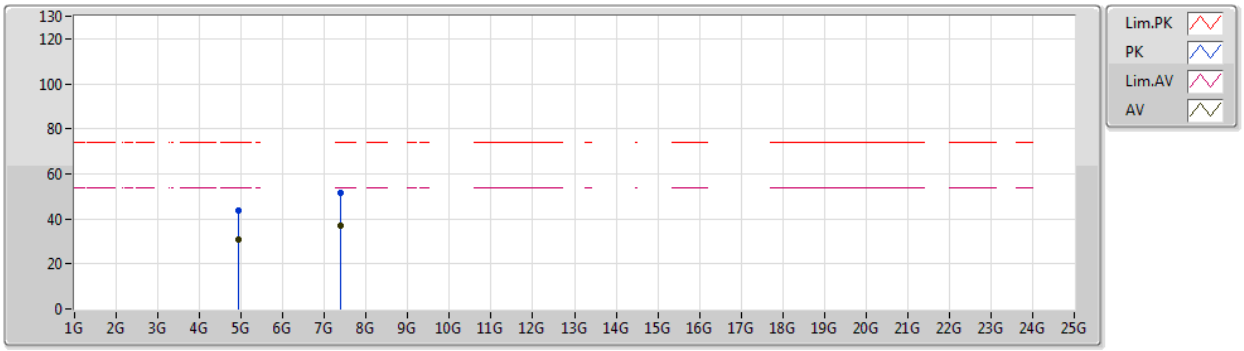

Type	Freq	Level	Limit	Margin	Factor	Dist	Condition	Azimuth	Height	Comment	Raw	AF	CL	PA
	(Hz)	(dBuV/m)	(dBuV/m)	(dB)	(dB)	(m)		(°)	(m)		(dBuV)	(dB)	(dB)	(dB)
AV	4.9261G	31.01	54.00	-22.99	4.55	3	Vertical	318	1.45	-	26.46	31.57	6.82	33.84
AV	7.38462G	37.13	54.00	-16.87	10.74	3	Vertical	157	1.48	-	26.39	36.20	8.65	34.11
PK	4.92484G	43.58	74.00	-30.42	4.53	3	Vertical	318	1.45	-	39.05	31.56	6.82	33.85
PK	7.38942G	51.56	74.00	-22.44	10.75	3	Vertical	157	1.48	-	40.81	36.21	8.65	34.11

802.11ax HEW20_Nss2,(MCS0)_2TX

2462MHz_TX

03/02/2020

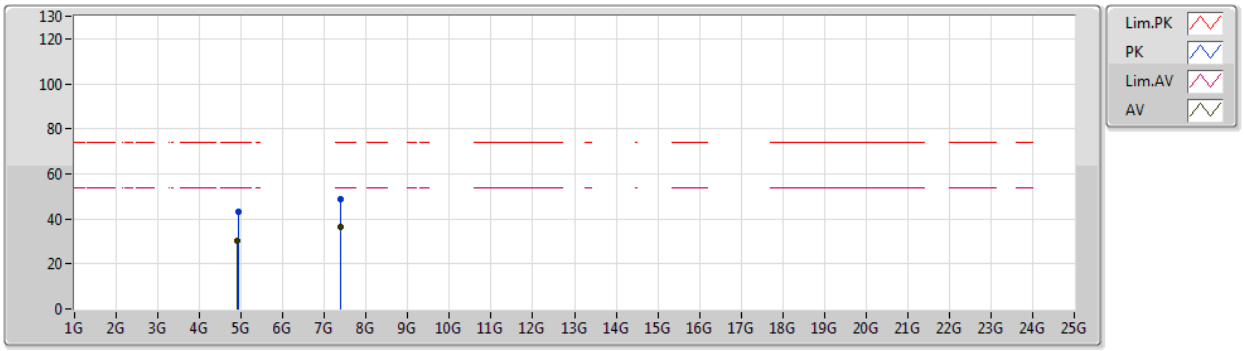

Type	Freq	Level	Limit	Margin	Factor	Dist	Condition	Azimuth	Height	Comment	Raw	AF	CL	PA
	(Hz)	(dBuV/m)	(dBuV/m)	(dB)	(dB)	(m)		(°)	(m)		(dBuV)	(dB)	(dB)	(dB)
AV	4.91566G	30.49	54.00	-23.51	4.52	3	Horizontal	358	1.48	-	25.97	31.55	6.82	33.85
AV	7.39344G	36.49	54.00	-17.51	10.77	3	Horizontal	26	1.14	-	25.72	36.22	8.66	34.11
PK	4.93564G	42.93	74.00	-31.07	4.57	3	Horizontal	358	1.48	-	38.36	31.58	6.83	33.84
PK	7.37994G	49.02	74.00	-24.98	10.73	3	Horizontal	26	1.14	-	38.29	36.19	8.65	34.11

Remark :

Level (dBuV/m) = Raw(Read Level) + AF(Antenna Factor) + CL(Cable Loss) - PA(Preamp Factor) 992618

802.11ax HEW40_Nss2,(MCS0)_2TX

2422MHz_TX

03/02/2020

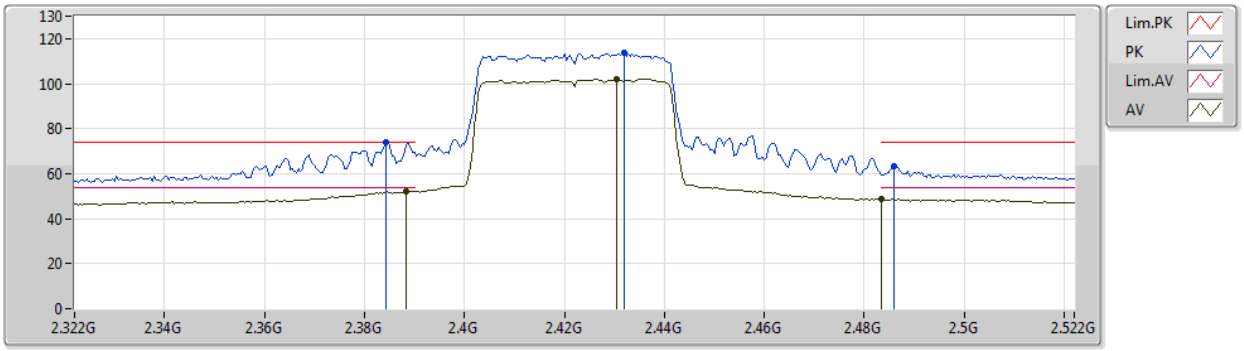

Type	Freq	Level	Limit	Margin	Factor	Dist	Condition	Azimuth	Height	Comment	Raw	AF	CL	PA
	(Hz)	(dBuV/m)	(dBuV/m)	(dB)	(dB)	(m)		(°)	(m)		(dBuV)	(dB)	(dB)	(dB)
AV	2.3884G	52.27	54.00	-1.73	32.09	3	Vertical	178	1.48	-	20.18	27.37	4.72	-
AV	2.4304G	102.15	Inf	-Inf	32.26	3	Vertical	178	1.48	-	69.89	27.49	4.77	-
AV	2.4835G	48.74	54.00	-5.26	32.48	3	Vertical	178	1.48	-	16.26	27.65	4.83	-
PK	2.3844G	73.87	74.00	-0.13	32.06	3	Vertical	178	1.48	-	41.81	27.35	4.71	-
PK	2.432G	113.64	Inf	-Inf	32.27	3	Vertical	178	1.48	-	81.37	27.50	4.77	-
PK	2.486G	63.51	74.00	-10.49	32.49	3	Vertical	178	1.48	-	31.02	27.66	4.83	-

802.11ax HEW40_Nss2,(MCS0)_2TX

2422MHz_TX

03/02/2020

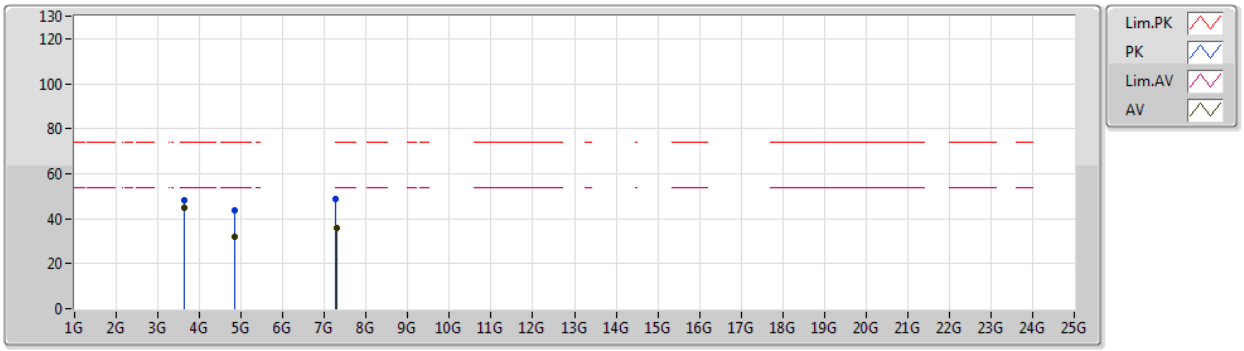

Type	Freq	Level	Limit	Margin	Factor	Dist	Condition	Azimuth	Height	Comment	Raw	AF	CL	PA
	(Hz)	(dBuV/m)	(dBuV/m)	(dB)	(dB)	(m)		(°)	(m)		(dBuV)	(dB)	(dB)	(dB)
AV	3.63302G	44.82	54.00	-9.18	0.91	3	Vertical	319	1.07	-	43.91	29.04	5.97	34.10
AV	4.84976G	32.02	54.00	-21.98	4.34	3	Vertical	29	1.49	-	27.68	31.43	6.80	33.89
AV	7.28094G	35.80	54.00	-18.20	10.42	3	Vertical	135	1.49	-	25.38	35.93	8.60	34.11
PK	3.63304G	47.96	74.00	-26.04	0.91	3	Vertical	319	1.07	-	47.05	29.04	5.97	34.10
PK	4.83938G	43.85	74.00	-30.15	4.32	3	Vertical	29	1.49	-	39.53	31.41	6.80	33.89
PK	7.2663G	48.88	74.00	-25.12	10.37	3	Vertical	135	1.49	-	38.51	35.89	8.59	34.11

802.11ax HEW40_Nss2,(MCS0)_2TX

2422MHz_TX

03/02/2020

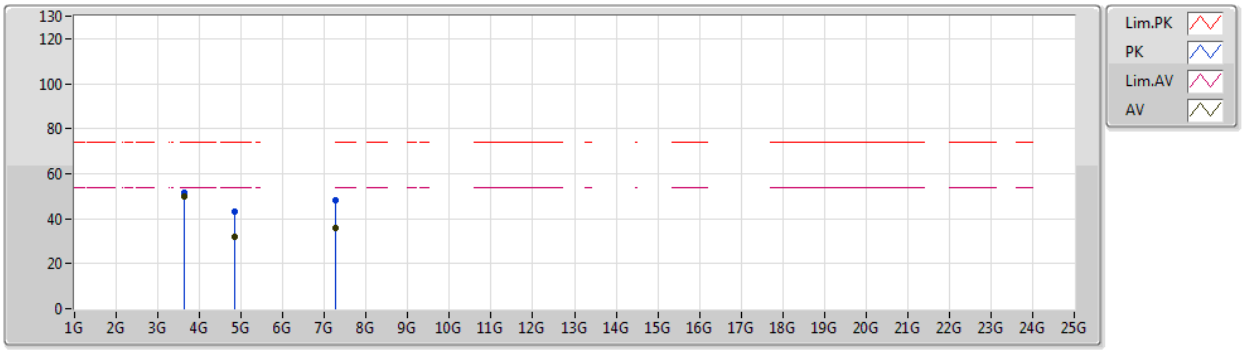

Type	Freq	Level	Limit	Margin	Factor	Dist	Condition	Azimuth	Height	Comment	Raw	AF	CL	PA
	(Hz)	(dBuV/m)	(dBuV/m)	(dB)	(dB)	(m)		(°)	(m)		(dBuV)	(dB)	(dB)	(dB)
AV	3.63299G	49.77	54.00	-4.23	0.91	3	Horizontal	331	1.03	-	48.86	29.04	5.97	34.10
AV	4.84982G	31.97	54.00	-22.03	4.34	3	Horizontal	25	1.15	-	27.63	31.43	6.80	33.89
AV	7.26486G	35.80	54.00	-18.20	10.37	3	Horizontal	75	1.47	-	25.43	35.89	8.59	34.11
PK	3.63295G	51.59	74.00	-22.41	0.91	3	Horizontal	331	1.03	-	50.68	29.04	5.97	34.10
PK	4.85612G	42.95	74.00	-31.05	4.36	3	Horizontal	25	1.15	-	38.59	31.44	6.80	33.88
PK	7.2657G	48.28	74.00	-25.72	10.37	3	Horizontal	75	1.47	-	37.91	35.89	8.59	34.11

802.11ax HEW40_Nss2,(MCS0)_2TX

2427MHz_TX

03/02/2020

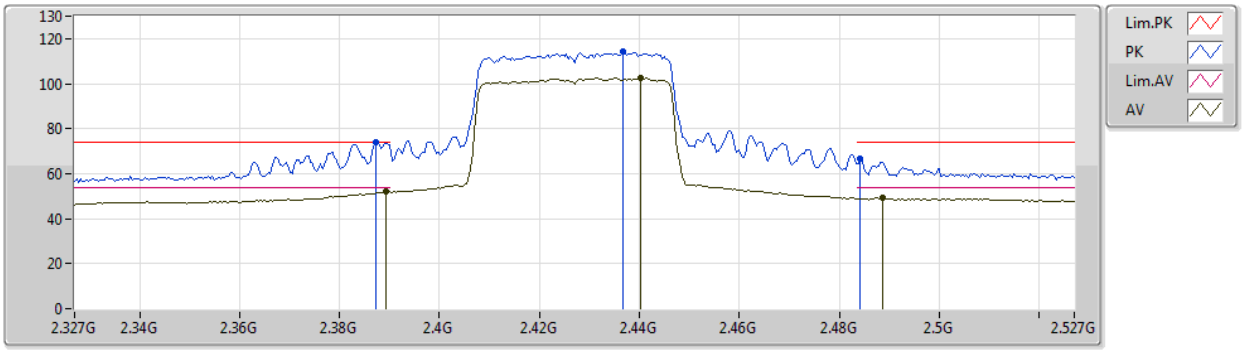

Type	Freq	Level	Limit	Margin	Factor	Dist	Condition	Azimuth	Height	Comment	Raw	AF	CL	PA
	(Hz)	(dBuV/m)	(dBuV/m)	(dB)	(dB)	(m)		(°)	(m)		(dBuV)	(dB)	(dB)	(dB)
AV	2.3894G	52.34	54.00	-1.66	32.09	3	Vertical	174	1.48	-	20.25	27.37	4.72	-
AV	2.4402G	102.64	Inf	-Inf	32.30	3	Vertical	174	1.48	-	70.34	27.52	4.78	-
AV	2.4886G	49.12	54.00	-4.88	32.50	3	Vertical	174	1.48	-	16.62	27.67	4.83	-
PK	2.3874G	73.82	74.00	-0.18	32.08	3	Vertical	174	1.48	-	41.74	27.36	4.72	-
PK	2.4366G	114.16	Inf	-Inf	32.28	3	Vertical	174	1.48	-	81.88	27.51	4.77	-
PK	2.4842G	66.42	74.00	-7.58	32.48	3	Vertical	174	1.48	-	33.94	27.65	4.83	-

802.11ax HEW40_Nss2,(MCS0)_2TX

2437MHz_TX

03/02/2020

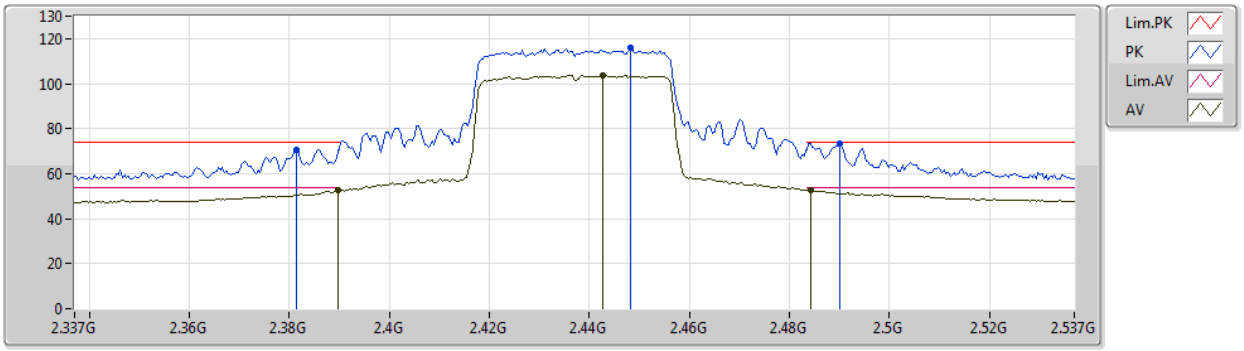

Type	Freq	Level	Limit	Margin	Factor	Dist	Condition	Azimuth	Height	Comment	Raw	AF	CL	PA
	(Hz)	(dBuV/m)	(dBuV/m)	(dB)	(dB)	(m)		(°)	(m)		(dBuV)	(dB)	(dB)	(dB)
AV	2.3898G	52.58	54.00	-1.42	32.09	3	Vertical	177	1.48	-	20.49	27.37	4.72	-
AV	2.4426G	103.93	Inf	-Inf	32.31	3	Vertical	177	1.48	-	71.62	27.53	4.78	-
AV	2.4842G	52.62	54.00	-1.38	32.48	3	Vertical	177	1.48	-	20.14	27.65	4.83	-
PK	2.3814G	70.87	74.00	-3.13	32.05	3	Vertical	177	1.48	-	38.82	27.34	4.71	-
PK	2.4482G	115.74	Inf	-Inf	32.33	3	Vertical	177	1.48	-	83.41	27.54	4.79	-
PK	2.4902G	73.33	74.00	-0.67	32.51	3	Vertical	177	1.48	-	40.82	27.67	4.84	-

802.11ax HEW40_Nss2,(MCS0)_2TX

2437MHz_TX

03/02/2020

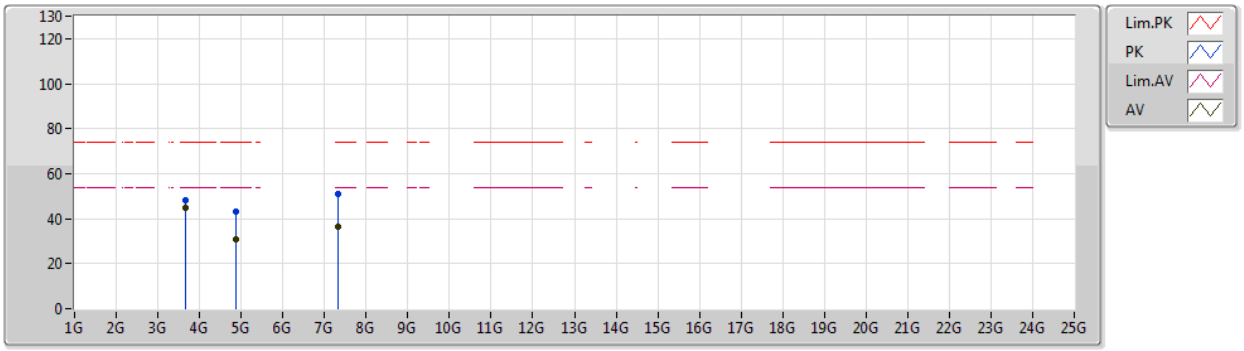

Type	Freq	Level	Limit	Margin	Factor	Dist	Condition	Azimuth	Height	Comment	Raw	AF	CL	PA
	(Hz)	(dBuV/m)	(dBuV/m)	(dB)	(dB)	(m)		(°)	(m)		(dBuV)	(dB)	(dB)	(dB)
AV	3.65552G	45.03	54.00	-8.97	1.01	3	Vertical	314	0.99	-	44.02	29.08	6.02	34.09
AV	4.87514G	30.66	54.00	-23.34	4.42	3	Vertical	316	1.58	-	26.24	31.48	6.81	33.87
AV	7.32312G	36.55	54.00	-17.45	10.55	3	Vertical	309	1.47	-	26.00	36.04	8.62	34.11
PK	3.65545G	48.08	74.00	-25.92	1.01	3	Vertical	314	0.99	-	47.07	29.08	6.02	34.09
PK	4.87184G	42.94	74.00	-31.06	4.41	3	Vertical	316	1.58	-	38.53	31.47	6.81	33.87
PK	7.31154G	50.86	74.00	-23.14	10.51	3	Vertical	309	1.47	-	40.35	36.01	8.61	34.11

802.11ax HEW40_Nss2,(MCS0)_2TX

2437MHz_TX

03/02/2020

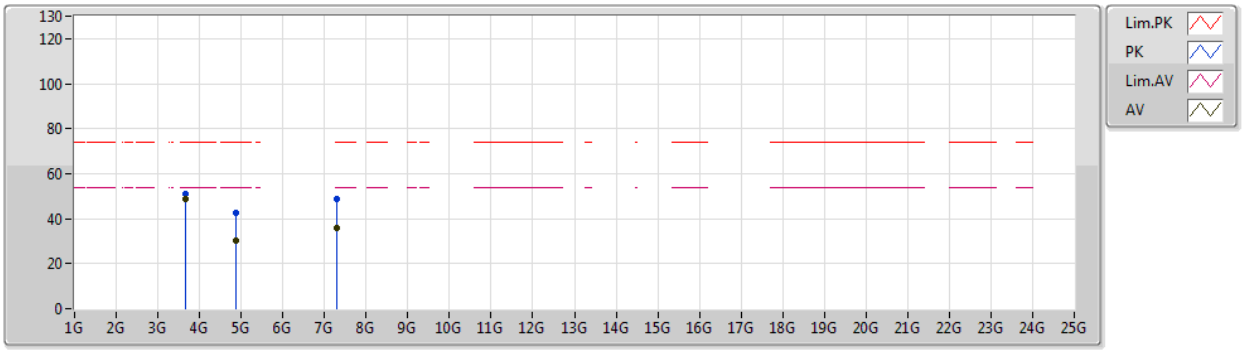

Type	Freq	Level	Limit	Margin	Factor	Dist	Condition	Azimuth	Height	Comment	Raw	AF	CL	PA
	(Hz)	(dBuV/m)	(dBuV/m)	(dB)	(dB)	(m)		(°)	(m)		(dBuV)	(dB)	(dB)	(dB)
AV	3.6555G	48.99	54.00	-5.01	1.01	3	Horizontal	329	1.43	-	47.98	29.08	6.02	34.09
AV	4.87382G	30.14	54.00	-23.86	4.41	3	Horizontal	0	1.49	-	25.73	31.47	6.81	33.87
AV	7.30278G	35.99	54.00	-18.01	10.49	3	Horizontal	97	1.50	-	25.50	35.99	8.61	34.11
PK	3.65554G	51.13	74.00	-22.87	1.01	3	Horizontal	329	1.43	-	50.12	29.08	6.02	34.09
PK	4.88336G	42.63	74.00	-31.37	4.43	3	Horizontal	0	1.49	-	38.20	31.49	6.81	33.87
PK	7.29936G	48.70	74.00	-25.30	10.48	3	Horizontal	97	1.50	-	38.22	35.98	8.61	34.11

Remark :

Level (dBuV/m) = Raw(Read Level) + AF(Antenna Factor) + CL(Cable Loss) - PA(Preamp Factor) 992618

802.11ax HEW40_Nss2,(MCS0)_2TX

2447MHz_TX

03/02/2020

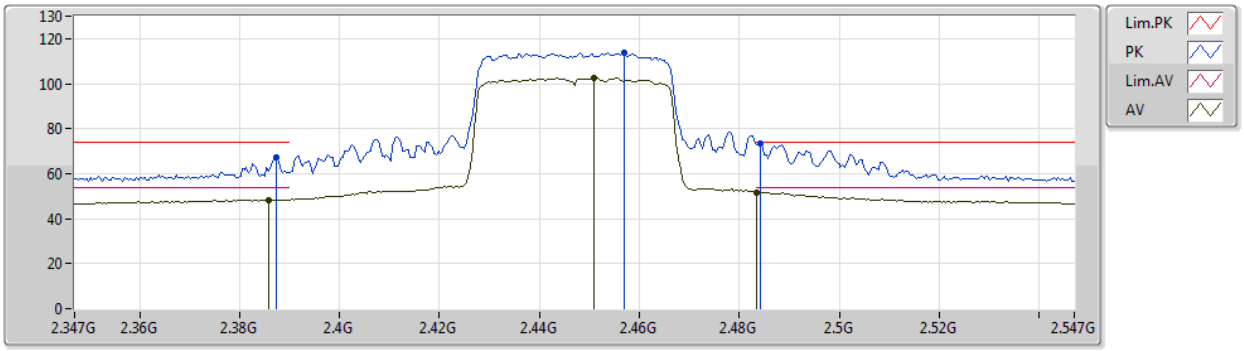

Type	Freq	Level	Limit	Margin	Factor	Dist	Condition	Azimuth	Height	Comment	Raw	AF	CL	PA
	(Hz)	(dBuV/m)	(dBuV/m)	(dB)	(dB)	(m)		(°)	(m)		(dBuV)	(dB)	(dB)	(dB)
AV	2.3858G	48.43	54.00	-5.57	32.07	3	Vertical	183	1.49	-	16.36	27.36	4.71	-
AV	2.451G	102.46	Inf	-Inf	32.34	3	Vertical	183	1.49	-	70.12	27.55	4.79	-
AV	2.4835G	51.67	54.00	-2.33	32.48	3	Vertical	183	1.49	-	19.19	27.65	4.83	-
PK	2.3874G	67.15	74.00	-6.85	32.08	3	Vertical	183	1.49	-	35.07	27.36	4.72	-
PK	2.457G	113.83	Inf	-Inf	32.37	3	Vertical	183	1.49	-	81.46	27.57	4.80	-
PK	2.4842G	73.15	74.00	-0.85	32.48	3	Vertical	183	1.49	-	40.67	27.65	4.83	-

802.11ax HEW40_Nss2,(MCS0)_2TX

2452MHz_TX

03/02/2020

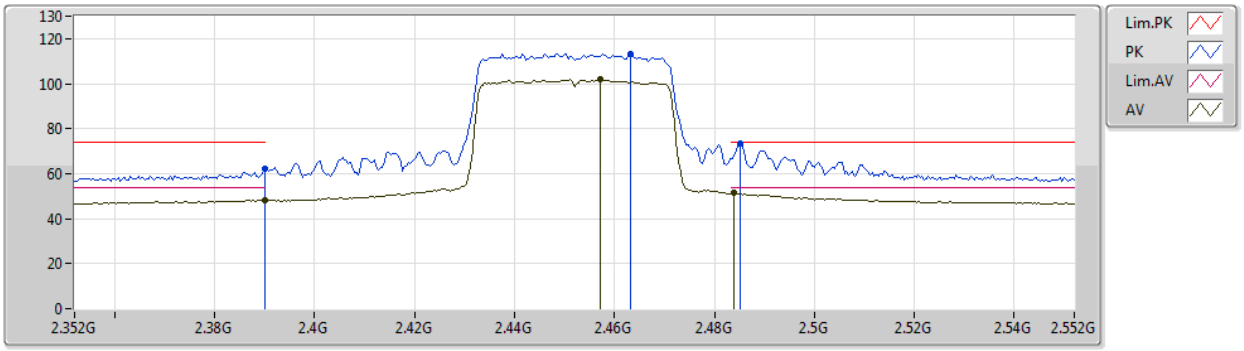

Type	Freq	Level	Limit	Margin	Factor	Dist	Condition	Azimuth	Height	Comment	Raw	AF	CL	PA
	(Hz)	(dBuV/m)	(dBuV/m)	(dB)	(dB)	(m)		(°)	(m)		(dBuV)	(dB)	(dB)	(dB)
AV	2.39G	48.32	54.00	-5.68	32.09	3	Vertical	177	1.66	-	16.23	27.37	4.72	-
AV	2.4572G	101.76	Inf	-Inf	32.37	3	Vertical	177	1.66	-	69.39	27.57	4.80	-
AV	2.484G	51.28	54.00	-2.72	32.48	3	Vertical	177	1.66	-	18.80	27.65	4.83	-
PK	2.39G	62.37	74.00	-11.63	32.09	3	Vertical	177	1.66	-	30.28	27.37	4.72	-
PK	2.4632G	113.22	Inf	-Inf	32.39	3	Vertical	177	1.66	-	80.83	27.59	4.80	-
PK	2.4852G	73.64	74.00	-0.36	32.49	3	Vertical	177	1.66	-	41.15	27.66	4.83	-

802.11ax HEW40_Nss2,(MCS0)_2TX

2452MHz_TX

03/02/2020

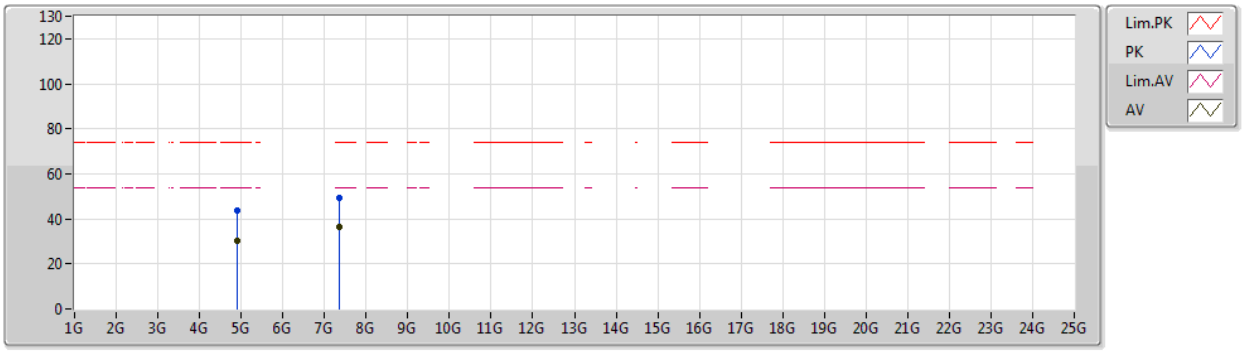

Type	Freq	Level	Limit	Margin	Factor	Dist	Condition	Azimuth	Height	Comment	Raw	AF	CL	PA
	(Hz)	(dBuV/m)	(dBuV/m)	(dB)	(dB)	(m)		(°)	(m)		(dBuV)	(dB)	(dB)	(dB)
AV	4.90346G	30.48	54.00	-23.52	4.49	3	Vertical	41	1.49	-	25.99	31.53	6.82	33.86
AV	7.36674G	36.16	54.00	-17.84	10.68	3	Vertical	110	1.49	-	25.48	36.15	8.64	34.11
PK	4.90148G	43.71	74.00	-30.29	4.48	3	Vertical	41	1.49	-	39.23	31.52	6.82	33.86
PK	7.35126G	49.38	74.00	-24.62	10.63	3	Vertical	110	1.49	-	38.75	36.11	8.63	34.11

Remark :

Level (dBuV/m) = Raw(Read Level) + AF(Antenna Factor) + CL(Cable Loss) - PA(Preamp Factor) 992618

802.11ax HEW40_Nss2,(MCS0)_2TX

2452MHz_TX

03/02/2020

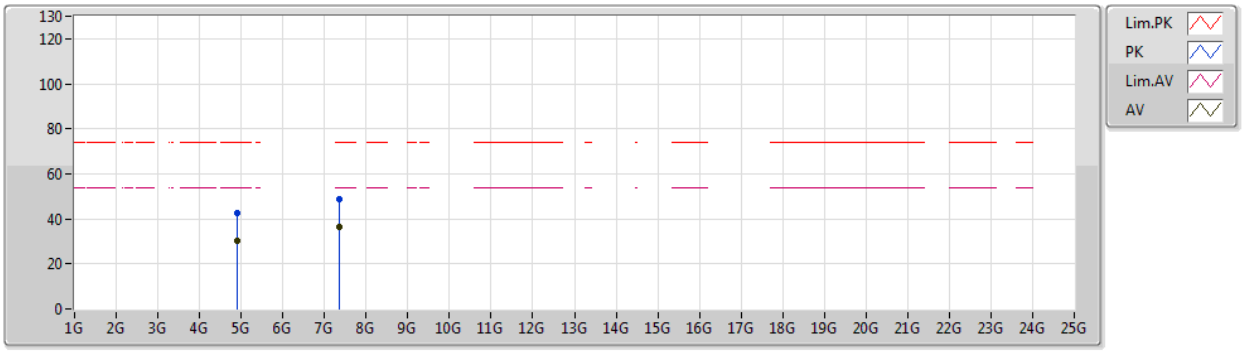

Type	Freq	Level	Limit	Margin	Factor	Dist	Condition	Azimuth	Height	Comment	Raw	AF	CL	PA
	(Hz)	(dBuV/m)	(dBuV/m)	(dB)	(dB)	(m)		(°)	(m)		(dBuV)	(dB)	(dB)	(dB)
AV	4.89098G	30.49	54.00	-23.51	4.45	3	Horizontal	306	1.47	-	26.04	31.50	6.81	33.86
AV	7.35432G	36.26	54.00	-17.74	10.65	3	Horizontal	294	3.00	-	25.61	36.12	8.64	34.11
PK	4.89278G	42.53	74.00	-31.47	4.46	3	Horizontal	306	1.47	-	38.07	31.51	6.81	33.86
PK	7.34982G	48.52	74.00	-25.48	10.63	3	Horizontal	294	3.00	-	37.89	36.11	8.63	34.11

Summary

Mode	Result	Type	Freq (Hz)	Level (dBuV/m)	Limit (dBuV/m)	Margin (dB)	Dist (m)	Condition	Azimuth (°)	Height (m)	Comments
2.4-2.4835GHz	-	-	-	-	-	-	-	-	-	-	-
802.11ax HEW40_Nss1,(MCS0)_1TX	Pass	PK	30M	34.32	40.00	-5.68	3	Vertical	0	1.00	-

Result

Mode	Result	Type	Freq (Hz)	Level (dBuV/m)	Limit (dBuV/m)	Margin (dB)	Dist (m)	Condition	Azimuth (°)	Height (m)	Comments
802.11ax HEW40_Nss1,(MCS0)_1TX	-	-	-	-	-	-	-	-	-	-	-
2437MHz	Pass	PK	30M	34.32	40.00	-5.68	3	Vertical	0	1.00	-
2437MHz	Pass	PK	90.14M	32.10	43.50	-11.40	3	Vertical	0	1.00	-
2437MHz	Pass	PK	208.48M	23.68	43.50	-19.82	3	Vertical	0	1.00	-
2437MHz	Pass	PK	375.32M	30.04	46.00	-15.96	3	Vertical	0	1.00	-
2437MHz	Pass	PK	499.48M	32.37	46.00	-13.63	3	Vertical	0	1.00	-
2437MHz	Pass	PK	625.58M	35.11	46.00	-10.89	3	Vertical	0	1.00	-
2437MHz	Pass	PK	39.7M	28.76	40.00	-11.24	3	Horizontal	360	1.00	-
2437MHz	Pass	PK	90.14M	33.36	43.50	-10.14	3	Horizontal	360	1.00	-
2437MHz	Pass	PK	200.72M	26.61	43.50	-16.89	3	Horizontal	360	1.00	-
2437MHz	Pass	PK	375.32M	29.81	46.00	-16.19	3	Horizontal	360	1.00	-
2437MHz	Pass	PK	499.48M	29.99	46.00	-16.01	3	Horizontal	360	1.00	-
2437MHz	Pass	PK	625.58M	39.16	46.00	-6.84	3	Horizontal	360	1.00	-

Remark :

Level (dBuV/m) = Raw(Read Level) + AF(Antenna Factor) + CL(Cable Loss) - PA(Preamp Factor) 992618

802.11ax HEW40_Nss1,(MCS0)_1TX

2437MHz_PoE

16/02/2020

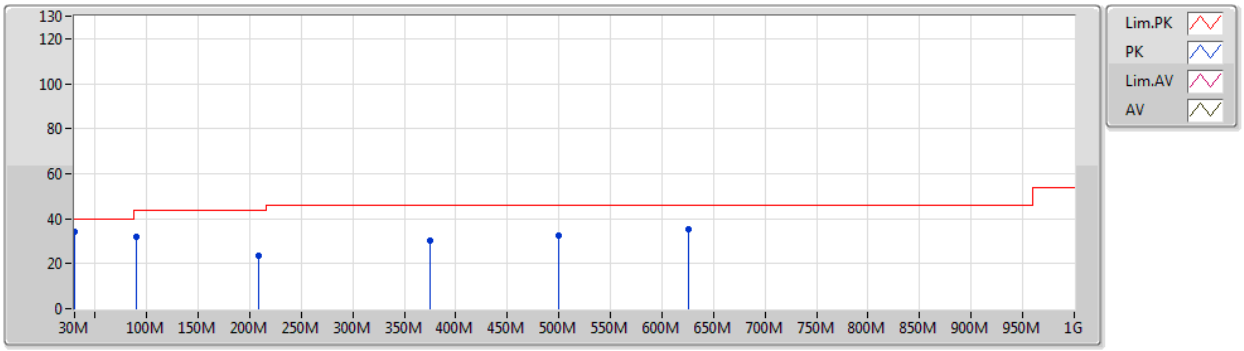

Type	Freq	Level	Limit	Margin	Factor	Dist	Condition	Azimuth	Height	Comment	Raw	AF	CL	PA
	(Hz)	(dBuV/m)	(dBuV/m)	(dB)	(dB)	(m)		(°)	(m)		(dBuV)	(dB)	(dB)	(dB)
PK	30M	34.32	40.00	-5.68	-6.09	3	Vertical	0	1.00	-	40.41	21.32	0.29	27.70
PK	90.14M	32.10	43.50	-11.40	-12.38	3	Vertical	0	1.00	-	44.48	13.98	1.39	27.75
PK	208.48M	23.68	43.50	-19.82	-10.71	3	Vertical	0	1.00	-	34.39	14.20	2.45	27.36
PK	375.32M	30.04	46.00	-15.96	-4.58	3	Vertical	0	1.00	-	34.62	19.95	3.15	27.68
PK	499.48M	32.37	46.00	-13.63	-2.39	3	Vertical	0	1.00	-	34.76	22.71	3.31	28.41
PK	625.58M	35.11	46.00	-10.89	-0.67	3	Vertical	0	1.00	-	35.78	24.12	3.74	28.53

802.11ax HEW40_Nss1,(MCS0)_1TX

2437MHz_PoE

16/02/2020

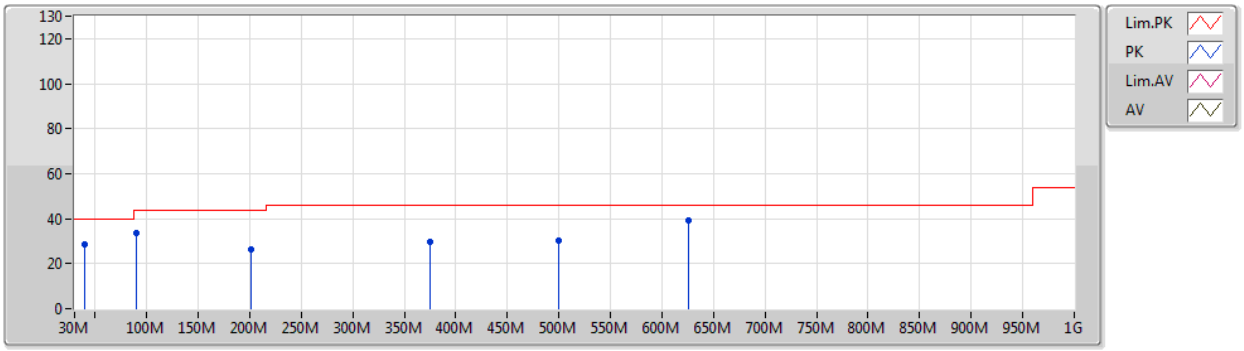

Type	Freq	Level	Limit	Margin	Factor	Dist	Condition	Azimuth	Height	Comment	Raw	AF	CL	PA
	(Hz)	(dBuV/m)	(dBuV/m)	(dB)	(dB)	(m)		(°)	(m)		(dBuV)	(dB)	(dB)	(dB)
PK	39.7M	28.76	40.00	-11.24	-9.60	3	Horizontal	360	1.00	-	38.36	17.44	0.64	27.68
PK	90.14M	33.36	43.50	-10.14	-12.38	3	Horizontal	360	1.00	-	45.74	13.98	1.39	27.75
PK	200.72M	26.61	43.50	-16.89	-10.65	3	Horizontal	360	1.00	-	37.26	14.42	2.32	27.39
PK	375.32M	29.81	46.00	-16.19	-4.58	3	Horizontal	360	1.00	-	34.39	19.95	3.15	27.68
PK	499.48M	29.99	46.00	-16.01	-2.39	3	Horizontal	360	1.00	-	32.38	22.71	3.31	28.41
PK	625.58M	39.16	46.00	-6.84	-0.67	3	Horizontal	360	1.00	-	39.83	24.12	3.74	28.53

Remark :

Level (dBuV/m) = Raw(Read Level) + AF(Antenna Factor) + CL(Cable Loss) - PA(Preamp Factor) 992618

Summary

Mode	Result	Type	Freq (Hz)	Level (dBuV/m)	Limit (dBuV/m)	Margin (dB)	Dist (m)	Condition	Azimuth (°)	Height (m)	Comments
2.4-2.4835GHz	-	-	-	-	-	-	-	-	-	-	-
802.11b_Nss1,(1Mbps)_1TX	Pass	AV	7.37178G	53.78	54.00	-0.22	3	Horizontal	17	1.39	-
802.11g_Nss1,(6Mbps)_1TX	Pass	AV	2.4835G	53.67	54.00	-0.33	3	Horizontal	350	1.07	-
802.11ax HEW20_Nss1,(MCS0)_1TX	Pass	AV	2.4835G	53.90	54.00	-0.10	3	Horizontal	360	2.03	-
802.11ax HEW40_Nss1,(MCS0)_1TX	Pass	PK	2.4838G	73.76	74.00	-0.24	3	Horizontal	360	2.23	-

Result

Mode	Result	Type	Freq (Hz)	Level (dBuV/m)	Limit (dBuV/m)	Margin (dB)	Dist (m)	Condition	Azimuth (°)	Height (m)	Comments
802.11b_Nss1,(1Mbps)_1TX	-	-	-	-	-	-	-	-	-	-	-
2412MHz	Pass	AV	2.3886G	44.79	54.00	-9.21	3	Vertical	33	1.48	-
2412MHz	Pass	AV	2.4128G	101.88	Inf	-Inf	3	Vertical	33	1.48	-
2412MHz	Pass	PK	2.3728G	57.10	74.00	-16.90	3	Vertical	33	1.48	-
2412MHz	Pass	PK	2.413G	105.85	Inf	-Inf	3	Vertical	33	1.48	-
2412MHz	Pass	AV	2.3882G	52.30	54.00	-1.70	3	Horizontal	360	1.82	-
2412MHz	Pass	AV	2.4128G	115.46	Inf	-Inf	3	Horizontal	360	1.82	-
2412MHz	Pass	PK	2.3882G	64.03	74.00	-9.97	3	Horizontal	360	1.82	-
2412MHz	Pass	PK	2.413G	119.43	Inf	-Inf	3	Horizontal	360	1.82	-
2412MHz	Pass	AV	3.61801G	47.78	54.00	-6.22	3	Vertical	36	0.99	-
2412MHz	Pass	AV	4.82404G	32.68	54.00	-21.32	3	Vertical	357	2.54	-
2412MHz	Pass	PK	3.618G	50.19	74.00	-23.81	3	Vertical	36	0.99	-
2412MHz	Pass	PK	4.82434G	43.23	74.00	-30.77	3	Vertical	357	2.54	-
2412MHz	Pass	AV	3.61804G	40.17	54.00	-13.83	3	Horizontal	340	1.21	-
2412MHz	Pass	AV	4.82404G	44.58	54.00	-9.42	3	Horizontal	7	1.49	-
2412MHz	Pass	PK	3.61806G	45.35	74.00	-28.65	3	Horizontal	340	1.21	-
2412MHz	Pass	PK	4.82398G	49.77	74.00	-24.23	3	Horizontal	7	1.49	-
2417MHz	Pass	AV	2.39G	44.73	54.00	-9.27	3	Vertical	34	1.45	-
2417MHz	Pass	AV	2.4162G	102.60	Inf	-Inf	3	Vertical	34	1.45	-
2417MHz	Pass	PK	2.386G	56.25	74.00	-17.75	3	Vertical	34	1.45	-
2417MHz	Pass	PK	2.418G	106.47	Inf	-Inf	3	Vertical	34	1.45	-
2417MHz	Pass	AV	2.39G	53.68	54.00	-0.32	3	Horizontal	360	1.80	-
2417MHz	Pass	AV	2.4162G	115.66	Inf	-Inf	3	Horizontal	360	1.80	-
2417MHz	Pass	PK	2.3898G	64.57	74.00	-9.43	3	Horizontal	360	1.80	-
2417MHz	Pass	PK	2.416G	119.37	Inf	-Inf	3	Horizontal	360	1.80	-
2417MHz	Pass	AV	3.62549G	48.13	54.00	-5.87	3	Vertical	36	1.00	-
2417MHz	Pass	AV	4.83396G	31.27	54.00	-22.73	3	Vertical	360	1.24	-
2417MHz	Pass	PK	3.62551G	50.59	74.00	-23.41	3	Vertical	36	1.00	-
2417MHz	Pass	PK	4.8341G	42.32	74.00	-31.68	3	Vertical	360	1.24	-
2417MHz	Pass	PK	7.2501G	51.65	74.00	-22.35	3	Vertical	356	1.48	-
2417MHz	Pass	AV	3.62549G	42.35	54.00	-11.65	3	Horizontal	300	3.00	-
2417MHz	Pass	AV	4.83414G	44.09	54.00	-9.91	3	Horizontal	5	1.34	-
2417MHz	Pass	PK	3.62556G	46.52	74.00	-27.48	3	Horizontal	300	3.00	-
2417MHz	Pass	PK	4.83394G	50.04	74.00	-23.96	3	Horizontal	5	1.34	-
2417MHz	Pass	PK	7.25202G	57.66	74.00	-16.34	3	Horizontal	14	1.81	-
2437MHz	Pass	AV	2.3894G	44.27	54.00	-9.73	3	Vertical	49	1.53	-
2437MHz	Pass	AV	2.4362G	102.31	Inf	-Inf	3	Vertical	49	1.53	-
2437MHz	Pass	AV	2.4835G	44.90	54.00	-9.10	3	Vertical	49	1.53	-
2437MHz	Pass	PK	2.3886G	56.18	74.00	-17.82	3	Vertical	49	1.53	-
2437MHz	Pass	PK	2.4362G	106.04	Inf	-Inf	3	Vertical	49	1.53	-
2437MHz	Pass	PK	2.4998G	56.50	74.00	-17.50	3	Vertical	49	1.53	-
2437MHz	Pass	AV	2.385G	49.44	54.00	-4.56	3	Horizontal	3	1.60	-
2437MHz	Pass	AV	2.4378G	116.08	Inf	-Inf	3	Horizontal	3	1.60	-
2437MHz	Pass	AV	2.4835G	50.24	54.00	-3.76	3	Horizontal	3	1.60	-
2437MHz	Pass	PK	2.3858G	61.68	74.00	-12.32	3	Horizontal	3	1.60	-
2437MHz	Pass	PK	2.4382G	119.94	Inf	-Inf	3	Horizontal	3	1.60	-
2437MHz	Pass	PK	2.4835G	61.94	74.00	-12.06	3	Horizontal	3	1.60	-
2437MHz	Pass	AV	3.6555G	47.90	54.00	-6.10	3	Vertical	352	1.88	-

Remark :

Level (dBuV/m) = Raw(Read Level) + AF(Antenna Factor) + CL(Cable Loss) - PA(Preamp Factor) 992618

Mode	Result	Type	Freq (Hz)	Level (dBuV/m)	Limit (dBuV/m)	Margin (dB)	Dist (m)	Condition	Azimuth (°)	Height (m)	Comments
2437MHz	Pass	AV	4.874G	31.61	54.00	-22.39	3	Vertical	358	2.63	-
2437MHz	Pass	AV	7.31028G	50.18	54.00	-3.82	3	Vertical	330	3.00	-
2437MHz	Pass	PK	3.65547G	50.28	74.00	-23.72	3	Vertical	352	1.88	-
2437MHz	Pass	PK	4.87412G	43.87	74.00	-30.13	3	Vertical	358	2.63	-
2437MHz	Pass	PK	7.3101G	56.74	74.00	-17.26	3	Vertical	330	3.00	-
2437MHz	Pass	AV	3.65551G	42.22	54.00	-11.78	3	Horizontal	302	2.94	-
2437MHz	Pass	AV	4.87406G	45.22	54.00	-8.78	3	Horizontal	0	1.36	-
2437MHz	Pass	AV	7.31028G	53.51	54.00	-0.49	3	Horizontal	15	1.57	-
2437MHz	Pass	PK	3.6555G	46.34	74.00	-27.66	3	Horizontal	302	2.94	-
2437MHz	Pass	PK	4.874G	50.18	74.00	-23.82	3	Horizontal	0	1.36	-
2437MHz	Pass	PK	7.31004G	59.12	74.00	-14.88	3	Horizontal	15	1.57	-
2457MHz	Pass	AV	2.4578G	99.15	Inf	-Inf	3	Vertical	51	1.33	-
2457MHz	Pass	AV	2.4858G	44.92	54.00	-9.08	3	Vertical	51	1.33	-
2457MHz	Pass	PK	2.458G	103.09	Inf	-Inf	3	Vertical	51	1.33	-
2457MHz	Pass	PK	2.4888G	56.68	74.00	-17.32	3	Vertical	51	1.33	-
2457MHz	Pass	AV	2.4578G	112.43	Inf	-Inf	3	Horizontal	350	1.36	-
2457MHz	Pass	AV	2.4872G	49.29	54.00	-4.71	3	Horizontal	350	1.36	-
2457MHz	Pass	PK	2.458G	116.52	Inf	-Inf	3	Horizontal	350	1.36	-
2457MHz	Pass	PK	2.4838G	61.84	74.00	-12.16	3	Horizontal	350	1.36	-
2457MHz	Pass	AV	4.914G	30.30	54.00	-23.70	3	Vertical	27	3.00	-
2457MHz	Pass	AV	7.36976G	42.52	54.00	-11.48	3	Vertical	317	2.05	-
2457MHz	Pass	PK	4.91806G	43.18	74.00	-30.82	3	Vertical	27	3.00	-
2457MHz	Pass	PK	7.37206G	52.34	74.00	-21.66	3	Vertical	317	2.05	-
2457MHz	Pass	AV	4.91408G	42.90	54.00	-11.10	3	Horizontal	1	1.47	-
2457MHz	Pass	AV	7.37178G	53.78	54.00	-0.22	3	Horizontal	17	1.39	-
2457MHz	Pass	PK	4.91402G	48.79	74.00	-25.21	3	Horizontal	1	1.47	-
2457MHz	Pass	PK	7.37002G	59.60	74.00	-14.40	3	Horizontal	17	1.39	-
2462MHz	Pass	AV	2.4612G	99.03	Inf	-Inf	3	Vertical	50	1.32	-
2462MHz	Pass	AV	2.4836G	44.89	54.00	-9.11	3	Vertical	50	1.32	-
2462MHz	Pass	PK	2.463G	102.94	Inf	-Inf	3	Vertical	50	1.32	-
2462MHz	Pass	PK	2.497G	56.87	74.00	-17.13	3	Vertical	50	1.32	-
2462MHz	Pass	AV	2.4612G	112.30	Inf	-Inf	3	Horizontal	8	1.64	-
2462MHz	Pass	AV	2.4835G	50.31	54.00	-3.69	3	Horizontal	8	1.64	-
2462MHz	Pass	PK	2.463G	116.20	Inf	-Inf	3	Horizontal	8	1.64	-
2462MHz	Pass	PK	2.4872G	61.85	74.00	-12.15	3	Horizontal	8	1.64	-
2462MHz	Pass	AV	4.924G	31.40	54.00	-22.60	3	Vertical	349	2.89	-
2462MHz	Pass	AV	7.3848G	44.08	54.00	-9.92	3	Vertical	329	1.84	-
2462MHz	Pass	PK	4.92682G	42.98	74.00	-31.02	3	Vertical	349	2.89	-
2462MHz	Pass	PK	7.385G	53.15	74.00	-20.85	3	Vertical	329	1.84	-
2462MHz	Pass	AV	4.92402G	43.14	54.00	-10.86	3	Horizontal	0	1.35	-
2462MHz	Pass	AV	7.38478G	53.64	54.00	-0.36	3	Horizontal	15	1.93	-
2462MHz	Pass	PK	4.92406G	49.06	74.00	-24.94	3	Horizontal	0	1.35	-
2462MHz	Pass	PK	7.38508G	59.62	74.00	-14.38	3	Horizontal	15	1.93	-
802.11g_Nss1,(6Mbps)_1TX	-	-	-	-	-	-	-	-	-	-	-
2412MHz	Pass	AV	2.3862G	44.70	54.00	-9.30	3	Vertical	32	1.47	-
2412MHz	Pass	AV	2.4162G	90.15	Inf	-Inf	3	Vertical	32	1.47	-
2412MHz	Pass	PK	2.39G	59.63	74.00	-14.37	3	Vertical	32	1.47	-
2412MHz	Pass	PK	2.4146G	100.13	Inf	-Inf	3	Vertical	32	1.47	-
2412MHz	Pass	AV	2.3894G	49.12	54.00	-4.88	3	Horizontal	357	1.83	-

Remark :

Level (dBuV/m) = Raw(Read Level) + AF(Antenna Factor) + CL(Cable Loss) - PA(Preamp Factor) 992618

Mode	Result	Type	Freq (Hz)	Level (dBuV/m)	Limit (dBuV/m)	Margin (dB)	Dist (m)	Condition	Azimuth (°)	Height (m)	Comments
2412MHz	Pass	AV	2.416G	103.28	Inf	-Inf	3	Horizontal	357	1.83	-
2412MHz	Pass	PK	2.39G	73.27	74.00	-0.73	3	Horizontal	357	1.83	-
2412MHz	Pass	PK	2.4144G	113.47	Inf	-Inf	3	Horizontal	357	1.83	-
2412MHz	Pass	AV	3.61802G	47.92	54.00	-6.08	3	Vertical	41	0.99	-
2412MHz	Pass	AV	4.82806G	29.17	54.00	-24.83	3	Vertical	0	2.33	-
2412MHz	Pass	PK	3.61807G	50.05	74.00	-23.95	3	Vertical	41	0.99	-
2412MHz	Pass	PK	4.82466G	42.40	74.00	-31.60	3	Vertical	0	2.33	-
2412MHz	Pass	AV	3.61802G	40.85	54.00	-13.15	3	Horizontal	341	1.21	-
2412MHz	Pass	AV	4.82386G	29.82	54.00	-24.18	3	Horizontal	7	1.27	-
2412MHz	Pass	PK	3.61801G	45.31	74.00	-28.69	3	Horizontal	341	1.21	-
2412MHz	Pass	PK	4.82862G	44.98	74.00	-29.02	3	Horizontal	7	1.27	-
2417MHz	Pass	AV	2.39G	45.28	54.00	-8.72	3	Vertical	37	1.48	-
2417MHz	Pass	AV	2.4212G	92.43	Inf	-Inf	3	Vertical	37	1.48	-
2417MHz	Pass	PK	2.389G	58.86	74.00	-15.14	3	Vertical	37	1.48	-
2417MHz	Pass	PK	2.4194G	102.50	Inf	-Inf	3	Vertical	37	1.48	-
2417MHz	Pass	AV	2.39G	53.35	54.00	-0.65	3	Horizontal	353	1.66	-
2417MHz	Pass	AV	2.4212G	105.82	Inf	-Inf	3	Horizontal	353	1.66	-
2417MHz	Pass	PK	2.3888G	71.97	74.00	-2.03	3	Horizontal	353	1.66	-
2417MHz	Pass	PK	2.4196G	115.83	Inf	-Inf	3	Horizontal	353	1.66	-
2437MHz	Pass	AV	2.369G	44.78	54.00	-9.22	3	Vertical	35	1.17	-
2437MHz	Pass	AV	2.441G	95.01	Inf	-Inf	3	Vertical	35	1.17	-
2437MHz	Pass	AV	2.4838G	45.75	54.00	-8.25	3	Vertical	35	1.17	-
2437MHz	Pass	PK	2.3826G	57.04	74.00	-16.96	3	Vertical	35	1.17	-
2437MHz	Pass	PK	2.4394G	104.81	Inf	-Inf	3	Vertical	35	1.17	-
2437MHz	Pass	PK	2.4842G	60.23	74.00	-13.77	3	Vertical	35	1.17	-
2437MHz	Pass	AV	2.3898G	52.03	54.00	-1.97	3	Horizontal	349	1.58	-
2437MHz	Pass	AV	2.4386G	108.43	Inf	-Inf	3	Horizontal	349	1.58	-
2437MHz	Pass	AV	2.4838G	53.50	54.00	-0.50	3	Horizontal	349	1.58	-
2437MHz	Pass	PK	2.3866G	68.83	74.00	-5.17	3	Horizontal	349	1.58	-
2437MHz	Pass	PK	2.4386G	118.64	Inf	-Inf	3	Horizontal	349	1.58	-
2437MHz	Pass	PK	2.4846G	73.52	74.00	-0.48	3	Horizontal	349	1.58	-
2437MHz	Pass	AV	3.65551G	47.96	54.00	-6.04	3	Vertical	348	2.04	-
2437MHz	Pass	AV	4.87438G	29.47	54.00	-24.53	3	Vertical	288	1.50	-
2437MHz	Pass	AV	7.3126G	37.42	54.00	-16.58	3	Vertical	351	1.53	-
2437MHz	Pass	PK	3.65549G	50.30	74.00	-23.70	3	Vertical	348	2.04	-
2437MHz	Pass	PK	4.87792G	43.04	74.00	-30.96	3	Vertical	288	1.50	-
2437MHz	Pass	PK	7.31248G	51.35	74.00	-22.65	3	Vertical	351	1.53	-
2437MHz	Pass	AV	3.6555G	42.59	54.00	-11.41	3	Horizontal	301	2.93	-
2437MHz	Pass	AV	4.87652G	32.60	54.00	-21.40	3	Horizontal	0	1.50	-
2437MHz	Pass	AV	7.31232G	42.97	54.00	-11.03	3	Horizontal	14	1.58	-
2437MHz	Pass	PK	3.65548G	46.99	74.00	-27.01	3	Horizontal	301	2.93	-
2437MHz	Pass	PK	4.87236G	46.32	74.00	-27.68	3	Horizontal	0	1.50	-
2437MHz	Pass	PK	7.3127G	58.51	74.00	-15.49	3	Horizontal	14	1.58	-
2457MHz	Pass	AV	2.461G	92.46	Inf	-Inf	3	Vertical	51	1.34	-
2457MHz	Pass	AV	2.4835G	46.52	54.00	-7.48	3	Vertical	51	1.34	-
2457MHz	Pass	PK	2.4584G	102.42	Inf	-Inf	3	Vertical	51	1.34	-
2457MHz	Pass	PK	2.4838G	61.32	74.00	-12.68	3	Vertical	51	1.34	-
2457MHz	Pass	AV	2.461G	105.03	Inf	-Inf	3	Horizontal	350	1.07	-
2457MHz	Pass	AV	2.4835G	53.67	54.00	-0.33	3	Horizontal	350	1.07	-

Remark :

Level (dBuV/m) = Raw(Read Level) + AF(Antenna Factor) + CL(Cable Loss) - PA(Preamp Factor) 992618

Mode	Result	Type	Freq (Hz)	Level (dBuV/m)	Limit (dBuV/m)	Margin (dB)	Dist (m)	Condition	Azimuth (°)	Height (m)	Comments
2457MHz	Pass	PK	2.4584G	115.15	Inf	-Inf	3	Horizontal	350	1.07	-
2457MHz	Pass	PK	2.4838G	72.72	74.00	-1.28	3	Horizontal	350	1.07	-
2462MHz	Pass	AV	2.466G	89.70	Inf	-Inf	3	Vertical	49	1.34	-
2462MHz	Pass	AV	2.4892G	45.26	54.00	-8.74	3	Vertical	49	1.34	-
2462MHz	Pass	PK	2.4636G	99.94	Inf	-Inf	3	Vertical	49	1.34	-
2462MHz	Pass	PK	2.4835G	62.11	74.00	-11.89	3	Vertical	49	1.34	-
2462MHz	Pass	AV	2.466G	102.25	Inf	-Inf	3	Horizontal	349	1.50	-
2462MHz	Pass	AV	2.4835G	49.20	54.00	-4.80	3	Horizontal	349	1.50	-
2462MHz	Pass	PK	2.4644G	112.39	Inf	-Inf	3	Horizontal	349	1.50	-
2462MHz	Pass	PK	2.4835G	73.63	74.00	-0.37	3	Horizontal	349	1.50	-
2462MHz	Pass	AV	4.92518G	29.54	54.00	-24.46	3	Vertical	199	1.49	-
2462MHz	Pass	AV	7.3904G	35.40	54.00	-18.60	3	Vertical	99	1.48	-
2462MHz	Pass	PK	4.92464G	42.60	74.00	-31.40	3	Vertical	199	1.49	-
2462MHz	Pass	PK	7.38566G	48.29	74.00	-25.71	3	Vertical	99	1.48	-
2462MHz	Pass	AV	4.92232G	29.62	54.00	-24.38	3	Horizontal	12	2.37	-
2462MHz	Pass	AV	7.38876G	37.28	54.00	-16.72	3	Horizontal	15	1.84	-
2462MHz	Pass	PK	4.92348G	43.60	74.00	-30.40	3	Horizontal	12	2.37	-
2462MHz	Pass	PK	7.38594G	56.68	74.00	-17.32	3	Horizontal	15	1.84	-
802.11ax HEW20_Nss1,(MCS0)_1TX	-	-	-	-	-	-	-	-	-	-	-
2412MHz	Pass	AV	2.3888G	45.07	54.00	-8.93	3	Vertical	40	1.50	-
2412MHz	Pass	AV	2.4202G	89.27	Inf	-Inf	3	Vertical	40	1.50	-
2412MHz	Pass	PK	2.3896G	59.79	74.00	-14.21	3	Vertical	40	1.50	-
2412MHz	Pass	PK	2.4208G	101.60	Inf	-Inf	3	Vertical	40	1.50	-
2412MHz	Pass	AV	2.3894G	51.45	54.00	-2.55	3	Horizontal	348	1.82	-
2412MHz	Pass	AV	2.415G	102.72	Inf	-Inf	3	Horizontal	348	1.82	-
2412MHz	Pass	PK	2.39G	73.73	74.00	-0.27	3	Horizontal	348	1.82	-
2412MHz	Pass	PK	2.409G	115.12	Inf	-Inf	3	Horizontal	348	1.82	-
2412MHz	Pass	AV	3.618G	48.09	54.00	-5.91	3	Vertical	29	1.06	-
2412MHz	Pass	AV	4.83702G	29.19	54.00	-24.81	3	Vertical	62	1.50	-
2412MHz	Pass	PK	3.61797G	50.51	74.00	-23.49	3	Vertical	29	1.06	-
2412MHz	Pass	PK	4.8225G	42.54	74.00	-31.46	3	Vertical	62	1.50	-
2412MHz	Pass	AV	3.61799G	40.10	54.00	-13.90	3	Horizontal	330	1.18	-
2412MHz	Pass	AV	4.82946G	29.11	54.00	-24.89	3	Horizontal	27	1.64	-
2412MHz	Pass	PK	3.61801G	44.90	74.00	-29.10	3	Horizontal	330	1.18	-
2412MHz	Pass	PK	4.8303G	42.34	74.00	-31.66	3	Horizontal	27	1.64	-
2417MHz	Pass	AV	2.389G	45.32	54.00	-8.68	3	Vertical	43	1.48	-
2417MHz	Pass	AV	2.422G	91.05	Inf	-Inf	3	Vertical	43	1.48	-
2417MHz	Pass	PK	2.3894G	59.18	74.00	-14.82	3	Vertical	43	1.48	-
2417MHz	Pass	PK	2.4224G	103.21	Inf	-Inf	3	Vertical	43	1.48	-
2417MHz	Pass	AV	2.39G	53.18	54.00	-0.82	3	Horizontal	342	1.64	-
2417MHz	Pass	AV	2.42G	104.63	Inf	-Inf	3	Horizontal	342	1.64	-
2417MHz	Pass	PK	2.3898G	72.30	74.00	-1.70	3	Horizontal	342	1.64	-
2417MHz	Pass	PK	2.4246G	117.52	Inf	-Inf	3	Horizontal	342	1.64	-
2437MHz	Pass	AV	2.389G	44.87	54.00	-9.13	3	Vertical	45	1.48	-
2437MHz	Pass	AV	2.4354G	93.68	Inf	-Inf	3	Vertical	45	1.48	-
2437MHz	Pass	AV	2.4835G	45.98	54.00	-8.02	3	Vertical	45	1.48	-
2437MHz	Pass	PK	2.389G	56.41	74.00	-17.59	3	Vertical	45	1.48	-
2437MHz	Pass	PK	2.4338G	106.93	Inf	-Inf	3	Vertical	45	1.48	-
2437MHz	Pass	PK	2.4854G	58.75	74.00	-15.25	3	Vertical	45	1.48	-

Remark :

Level (dBuV/m) = Raw(Read Level) + AF(Antenna Factor) + CL(Cable Loss) - PA(Preamp Factor) 992618

Mode	Result	Type	Freq (Hz)	Level (dBuV/m)	Limit (dBuV/m)	Margin (dB)	Dist (m)	Condition	Azimuth (°)	Height (m)	Comments
2437MHz	Pass	AV	2.3898G	52.44	54.00	-1.56	3	Horizontal	360	2.03	-
2437MHz	Pass	AV	2.4398G	107.73	Inf	-Inf	3	Horizontal	360	2.03	-
2437MHz	Pass	AV	2.4835G	53.90	54.00	-0.10	3	Horizontal	360	2.03	-
2437MHz	Pass	PK	2.3894G	69.86	74.00	-4.14	3	Horizontal	360	2.03	-
2437MHz	Pass	PK	2.4338G	120.41	Inf	-Inf	3	Horizontal	360	2.03	-
2437MHz	Pass	PK	2.4854G	71.07	74.00	-2.93	3	Horizontal	360	2.03	-
2437MHz	Pass	AV	3.65548G	48.15	54.00	-5.85	3	Vertical	354	2.99	-
2437MHz	Pass	AV	4.8596G	29.37	54.00	-24.63	3	Vertical	359	1.49	-
2437MHz	Pass	AV	7.31082G	38.98	54.00	-15.02	3	Vertical	319	3.00	-
2437MHz	Pass	PK	3.65545G	50.42	74.00	-23.58	3	Vertical	354	2.99	-
2437MHz	Pass	PK	4.86998G	42.81	74.00	-31.19	3	Vertical	359	1.49	-
2437MHz	Pass	PK	7.31484G	53.31	74.00	-20.69	3	Vertical	319	3.00	-
2437MHz	Pass	AV	3.65551G	42.57	54.00	-11.43	3	Horizontal	292	3.00	-
2437MHz	Pass	AV	4.87496G	31.68	54.00	-22.32	3	Horizontal	356	1.26	-
2437MHz	Pass	AV	7.31196G	41.94	54.00	-12.06	3	Horizontal	6	1.61	-
2437MHz	Pass	PK	3.65546G	46.99	74.00	-27.01	3	Horizontal	292	3.00	-
2437MHz	Pass	PK	4.87946G	45.43	74.00	-28.57	3	Horizontal	356	1.26	-
2437MHz	Pass	PK	7.30218G	56.58	74.00	-17.42	3	Horizontal	6	1.61	-
2457MHz	Pass	AV	2.4552G	90.40	Inf	-Inf	3	Vertical	46	1.40	-
2457MHz	Pass	AV	2.4835G	45.91	54.00	-8.09	3	Vertical	46	1.40	-
2457MHz	Pass	PK	2.454G	103.44	Inf	-Inf	3	Vertical	46	1.40	-
2457MHz	Pass	PK	2.4886G	59.87	74.00	-14.13	3	Vertical	46	1.40	-
2457MHz	Pass	AV	2.4552G	104.25	Inf	-Inf	3	Horizontal	360	1.99	-
2457MHz	Pass	AV	2.4835G	53.76	54.00	-0.24	3	Horizontal	360	1.99	-
2457MHz	Pass	PK	2.4538G	117.43	Inf	-Inf	3	Horizontal	360	1.99	-
2457MHz	Pass	PK	2.4836G	73.42	74.00	-0.58	3	Horizontal	360	1.99	-
2462MHz	Pass	AV	2.467G	86.85	Inf	-Inf	3	Vertical	43	1.32	-
2462MHz	Pass	AV	2.4956G	45.07	54.00	-8.93	3	Vertical	43	1.32	-
2462MHz	Pass	PK	2.459G	99.16	Inf	-Inf	3	Vertical	43	1.32	-
2462MHz	Pass	PK	2.4836G	61.61	74.00	-12.39	3	Vertical	43	1.32	-
2462MHz	Pass	AV	2.4648G	100.11	Inf	-Inf	3	Horizontal	358	1.64	-
2462MHz	Pass	AV	2.4835G	48.15	54.00	-5.85	3	Horizontal	358	1.64	-
2462MHz	Pass	PK	2.4588G	113.17	Inf	-Inf	3	Horizontal	358	1.64	-
2462MHz	Pass	PK	2.4835G	73.81	74.00	-0.19	3	Horizontal	358	1.64	-
2462MHz	Pass	AV	4.93852G	29.47	54.00	-24.53	3	Vertical	204	1.45	-
2462MHz	Pass	AV	7.39452G	35.59	54.00	-18.41	3	Vertical	257	1.49	-
2462MHz	Pass	PK	4.91464G	42.66	74.00	-31.34	3	Vertical	204	1.45	-
2462MHz	Pass	PK	7.39374G	48.22	74.00	-25.78	3	Vertical	257	1.49	-
2462MHz	Pass	AV	4.9231G	29.51	54.00	-24.49	3	Horizontal	360	2.60	-
2462MHz	Pass	AV	7.39428G	35.82	54.00	-18.18	3	Horizontal	355	1.95	-
2462MHz	Pass	PK	4.93156G	43.23	74.00	-30.77	3	Horizontal	360	2.60	-
2462MHz	Pass	PK	7.38972G	52.83	74.00	-21.17	3	Horizontal	355	1.95	-
802.11ax HEW40_Nss1,(MCS0)_1TX	-	-	-	-	-	-	-	-	-	-	-
2422MHz	Pass	AV	2.3816G	45.28	54.00	-8.72	3	Vertical	43	1.48	-
2422MHz	Pass	AV	2.4264G	85.97	Inf	-Inf	3	Vertical	43	1.48	-
2422MHz	Pass	AV	2.4872G	45.47	54.00	-8.53	3	Vertical	43	1.48	-
2422MHz	Pass	PK	2.3892G	59.28	74.00	-14.72	3	Vertical	43	1.48	-
2422MHz	Pass	PK	2.4304G	98.28	Inf	-Inf	3	Vertical	43	1.48	-
2422MHz	Pass	PK	2.486G	56.09	74.00	-17.91	3	Vertical	43	1.48	-

Remark :

Level (dBuV/m) = Raw(Read Level) + AF(Antenna Factor) + CL(Cable Loss) - PA(Preamp Factor) 992618

Mode	Result	Type	Freq (Hz)	Level (dBuV/m)	Limit (dBuV/m)	Margin (dB)	Dist (m)	Condition	Azimuth (°)	Height (m)	Comments
2422MHz	Pass	AV	2.39G	50.05	54.00	-3.95	3	Horizontal	359	1.83	-
2422MHz	Pass	AV	2.4176G	99.48	Inf	-Inf	3	Horizontal	359	1.83	-
2422MHz	Pass	AV	2.4892G	48.13	54.00	-5.87	3	Horizontal	359	1.83	-
2422MHz	Pass	PK	2.3896G	73.40	74.00	-0.60	3	Horizontal	359	1.83	-
2422MHz	Pass	PK	2.4308G	112.32	Inf	-Inf	3	Horizontal	359	1.83	-
2422MHz	Pass	PK	2.4844G	61.46	74.00	-12.54	3	Horizontal	359	1.83	-
2422MHz	Pass	AV	3.63302G	48.02	54.00	-5.98	3	Vertical	27	1.00	-
2422MHz	Pass	AV	4.85894G	30.05	54.00	-23.95	3	Vertical	239	1.50	-
2422MHz	Pass	AV	7.25484G	35.74	54.00	-18.26	3	Vertical	254	2.69	-
2422MHz	Pass	PK	3.63302G	50.28	74.00	-23.72	3	Vertical	27	1.00	-
2422MHz	Pass	PK	4.85522G	42.34	74.00	-31.66	3	Vertical	239	1.50	-
2422MHz	Pass	PK	7.2762G	48.29	74.00	-25.71	3	Vertical	254	2.69	-
2422MHz	Pass	AV	3.63303G	42.47	54.00	-11.53	3	Horizontal	316	2.28	-
2422MHz	Pass	AV	4.83968G	30.38	54.00	-23.62	3	Horizontal	31	1.50	-
2422MHz	Pass	AV	7.25928G	36.04	54.00	-17.96	3	Horizontal	7	1.47	-
2422MHz	Pass	PK	3.63299G	46.43	74.00	-27.57	3	Horizontal	316	2.28	-
2422MHz	Pass	PK	4.83998G	42.99	74.00	-31.01	3	Horizontal	31	1.50	-
2422MHz	Pass	PK	7.2663G	49.07	74.00	-24.93	3	Horizontal	7	1.47	-
2427MHz	Pass	AV	2.3894G	45.53	54.00	-8.47	3	Vertical	43	1.50	-
2427MHz	Pass	AV	2.4222G	87.09	Inf	-Inf	3	Vertical	43	1.50	-
2427MHz	Pass	AV	2.4898G	45.52	54.00	-8.48	3	Vertical	43	1.50	-
2427MHz	Pass	PK	2.3898G	59.80	74.00	-14.20	3	Vertical	43	1.50	-
2427MHz	Pass	PK	2.4314G	99.06	Inf	-Inf	3	Vertical	43	1.50	-
2427MHz	Pass	PK	2.4838G	56.00	74.00	-18.00	3	Vertical	43	1.50	-
2427MHz	Pass	AV	2.3898G	51.45	54.00	-2.55	3	Horizontal	346	1.49	-
2427MHz	Pass	AV	2.431G	100.48	Inf	-Inf	3	Horizontal	346	1.49	-
2427MHz	Pass	AV	2.4854G	48.76	54.00	-5.24	3	Horizontal	346	1.49	-
2427MHz	Pass	PK	2.3894G	73.36	74.00	-0.64	3	Horizontal	346	1.49	-
2427MHz	Pass	PK	2.4318G	113.01	Inf	-Inf	3	Horizontal	346	1.49	-
2427MHz	Pass	PK	2.4862G	63.80	74.00	-10.20	3	Horizontal	346	1.49	-
2437MHz	Pass	AV	2.3898G	45.23	54.00	-8.77	3	Vertical	45	1.50	-
2437MHz	Pass	AV	2.4346G	87.68	Inf	-Inf	3	Vertical	45	1.50	-
2437MHz	Pass	AV	2.4842G	46.47	54.00	-7.53	3	Vertical	45	1.50	-
2437MHz	Pass	PK	2.3742G	56.73	74.00	-17.27	3	Vertical	45	1.50	-
2437MHz	Pass	PK	2.4294G	100.17	Inf	-Inf	3	Vertical	45	1.50	-
2437MHz	Pass	PK	2.4838G	61.52	74.00	-12.48	3	Vertical	45	1.50	-
2437MHz	Pass	AV	2.3894G	52.65	54.00	-1.35	3	Horizontal	345	2.03	-
2437MHz	Pass	AV	2.441G	101.35	Inf	-Inf	3	Horizontal	345	2.03	-
2437MHz	Pass	AV	2.4842G	53.59	54.00	-0.41	3	Horizontal	345	2.03	-
2437MHz	Pass	PK	2.387G	68.88	74.00	-5.12	3	Horizontal	345	2.03	-
2437MHz	Pass	PK	2.4494G	112.94	Inf	-Inf	3	Horizontal	345	2.03	-
2437MHz	Pass	PK	2.4838G	72.36	74.00	-1.64	3	Horizontal	345	2.03	-
2437MHz	Pass	AV	3.6555G	48.34	54.00	-5.66	3	Vertical	356	3.00	-
2437MHz	Pass	AV	4.889G	30.08	54.00	-23.92	3	Vertical	326	1.49	-
2437MHz	Pass	AV	7.31208G	36.23	54.00	-17.77	3	Vertical	325	2.24	-
2437MHz	Pass	PK	3.65559G	50.77	74.00	-23.23	3	Vertical	356	3.00	-
2437MHz	Pass	PK	4.88726G	42.79	74.00	-31.21	3	Vertical	326	1.49	-
2437MHz	Pass	PK	7.30596G	48.08	74.00	-25.92	3	Vertical	325	2.24	-
2437MHz	Pass	AV	3.65546G	43.21	54.00	-10.79	3	Horizontal	294	2.78	-

Remark :

Level (dBuV/m) = Raw(Read Level) + AF(Antenna Factor) + CL(Cable Loss) - PA(Preamp Factor) 992618

Mode	Result	Type	Freq (Hz)	Level (dBuV/m)	Limit (dBuV/m)	Margin (dB)	Dist (m)	Condition	Azimuth (°)	Height (m)	Comments
2437MHz	Pass	AV	4.88882G	30.28	54.00	-23.72	3	Horizontal	45	1.50	-
2437MHz	Pass	AV	7.30914G	36.46	54.00	-17.54	3	Horizontal	8	1.45	-
2437MHz	Pass	PK	3.65552G	47.35	74.00	-26.65	3	Horizontal	294	2.78	-
2437MHz	Pass	PK	4.86182G	42.85	74.00	-31.15	3	Horizontal	45	1.50	-
2437MHz	Pass	PK	7.31388G	49.52	74.00	-24.48	3	Horizontal	8	1.45	-
2447MHz	Pass	AV	2.3734G	44.98	54.00	-9.02	3	Vertical	46	1.40	-
2447MHz	Pass	AV	2.4514G	85.95	Inf	-Inf	3	Vertical	46	1.40	-
2447MHz	Pass	AV	2.485G	46.11	54.00	-7.89	3	Vertical	46	1.40	-
2447MHz	Pass	PK	2.3806G	56.43	74.00	-17.57	3	Vertical	46	1.40	-
2447MHz	Pass	PK	2.4542G	98.02	Inf	-Inf	3	Vertical	46	1.40	-
2447MHz	Pass	PK	2.4838G	60.76	74.00	-13.24	3	Vertical	46	1.40	-
2447MHz	Pass	AV	2.385G	47.58	54.00	-6.42	3	Horizontal	360	2.23	-
2447MHz	Pass	AV	2.4514G	100.02	Inf	-Inf	3	Horizontal	360	2.23	-
2447MHz	Pass	AV	2.4842G	52.65	54.00	-1.35	3	Horizontal	360	2.23	-
2447MHz	Pass	PK	2.3894G	62.99	74.00	-11.01	3	Horizontal	360	2.23	-
2447MHz	Pass	PK	2.439G	112.52	Inf	-Inf	3	Horizontal	360	2.23	-
2447MHz	Pass	PK	2.4838G	73.76	74.00	-0.24	3	Horizontal	360	2.23	-
2452MHz	Pass	AV	2.3868G	45.00	54.00	-9.00	3	Vertical	44	1.38	-
2452MHz	Pass	AV	2.4564G	85.65	Inf	-Inf	3	Vertical	44	1.38	-
2452MHz	Pass	AV	2.486G	45.89	54.00	-8.11	3	Vertical	44	1.38	-
2452MHz	Pass	PK	2.384G	56.12	74.00	-17.88	3	Vertical	44	1.38	-
2452MHz	Pass	PK	2.444G	97.61	Inf	-Inf	3	Vertical	44	1.38	-
2452MHz	Pass	PK	2.4852G	61.58	74.00	-12.42	3	Vertical	44	1.38	-
2452MHz	Pass	AV	2.388G	47.09	54.00	-6.91	3	Horizontal	360	2.01	-
2452MHz	Pass	AV	2.4564G	99.75	Inf	-Inf	3	Horizontal	360	2.01	-
2452MHz	Pass	AV	2.4835G	51.54	54.00	-2.46	3	Horizontal	360	2.01	-
2452MHz	Pass	PK	2.39G	59.84	74.00	-14.16	3	Horizontal	360	2.01	-
2452MHz	Pass	PK	2.4564G	112.28	Inf	-Inf	3	Horizontal	360	2.01	-
2452MHz	Pass	PK	2.4835G	73.63	74.00	-0.37	3	Horizontal	360	2.01	-
2452MHz	Pass	AV	4.89362G	30.44	54.00	-23.56	3	Vertical	87	1.49	-
2452MHz	Pass	AV	7.35924G	36.18	54.00	-17.82	3	Vertical	252	1.48	-
2452MHz	Pass	PK	4.89266G	42.92	74.00	-31.08	3	Vertical	87	1.49	-
2452MHz	Pass	PK	7.34838G	48.92	74.00	-25.08	3	Vertical	252	1.48	-
2452MHz	Pass	AV	4.90736G	30.50	54.00	-23.50	3	Horizontal	274	1.49	-
2452MHz	Pass	AV	7.36974G	36.45	54.00	-17.55	3	Horizontal	360	1.48	-
2452MHz	Pass	PK	4.89038G	43.05	74.00	-30.95	3	Horizontal	274	1.49	-
2452MHz	Pass	PK	7.3677G	49.49	74.00	-24.51	3	Horizontal	360	1.48	-

Remark :

Level (dBuV/m) = Raw(Read Level) + AF(Antenna Factor) + CL(Cable Loss) - PA(Preamp Factor) 992618

802.11b_Nss1,(1Mbps)_1TX

2412MHz_TX

04/02/2020

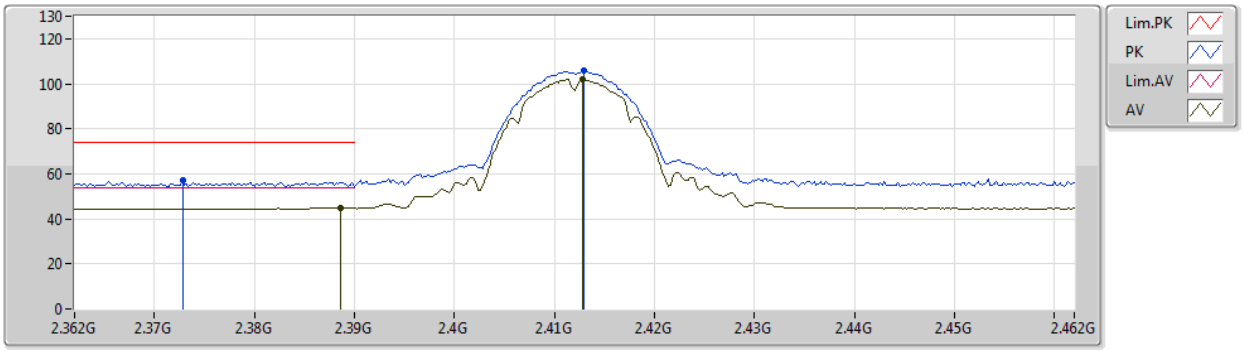

Type	Freq	Level	Limit	Margin	Factor	Dist	Condition	Azimuth	Height	Comment	Raw	AF	CL	PA
	(Hz)	(dBuV/m)	(dBuV/m)	(dB)	(dB)	(m)		(°)	(m)		(dBuV)	(dB)	(dB)	(dB)
AV	2.3886G	44.79	54.00	-9.21	32.09	3	Vertical	33	1.48	-	12.70	27.37	4.72	-
AV	2.4128G	101.88	Inf	-Inf	32.18	3	Vertical	33	1.48	-	69.70	27.44	4.74	-
PK	2.3728G	57.10	74.00	-16.90	32.02	3	Vertical	33	1.48	-	25.08	27.32	4.70	-
PK	2.413G	105.85	Inf	-Inf	32.19	3	Vertical	33	1.48	-	73.66	27.44	4.75	-

802.11b_Nss1,(1Mbps)_1TX

2412MHz_TX

04/02/2020

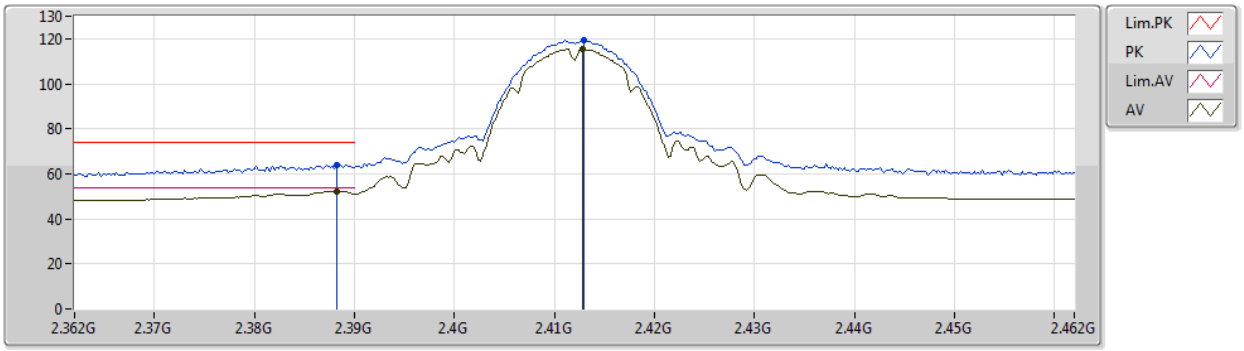

Type	Freq	Level	Limit	Margin	Factor	Dist	Condition	Azimuth	Height	Comment	Raw	AF	CL	PA
	(Hz)	(dBuV/m)	(dBuV/m)	(dB)	(dB)	(m)		(°)	(m)		(dBuV)	(dB)	(dB)	(dB)
AV	2.3882G	52.30	54.00	-1.70	32.08	3	Horizontal	360	1.82	-	20.22	27.36	4.72	-
AV	2.4128G	115.46	Inf	-Inf	32.18	3	Horizontal	360	1.82	-	83.28	27.44	4.74	-
PK	2.3882G	64.03	74.00	-9.97	32.08	3	Horizontal	360	1.82	-	31.95	27.36	4.72	-
PK	2.413G	119.43	Inf	-Inf	32.19	3	Horizontal	360	1.82	-	87.24	27.44	4.75	-

802.11b_Nss1,(1Mbps)_1TX

2412MHz_TX

04/02/2020

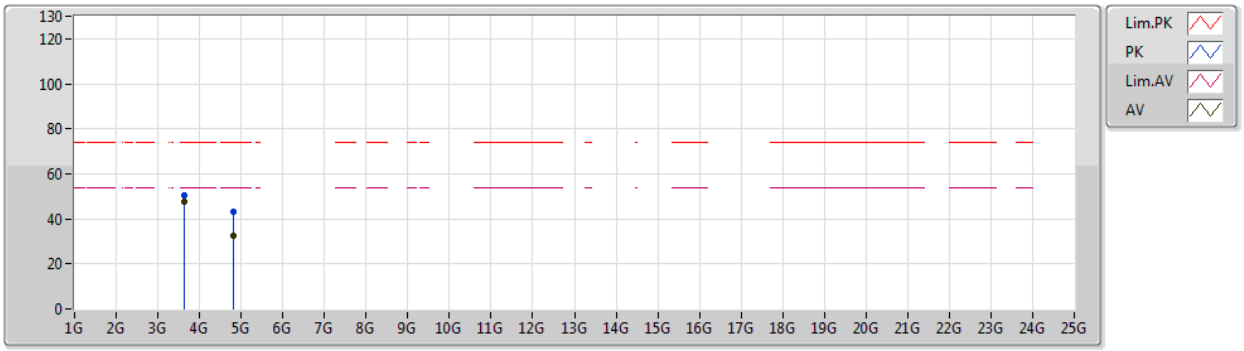

Type	Freq	Level	Limit	Margin	Factor	Dist	Condition	Azimuth	Height	Comment	Raw	AF	CL	PA
	(Hz)	(dBuV/m)	(dBuV/m)	(dB)	(dB)	(m)		(°)	(m)		(dBuV)	(dB)	(dB)	(dB)
AV	3.61801G	47.78	54.00	-6.22	0.84	3	Vertical	36	0.99	-	46.94	29.01	5.93	34.10
AV	4.82404G	32.68	54.00	-21.32	4.27	3	Vertical	357	2.54	-	28.41	31.38	6.79	33.90
PK	3.618G	50.19	74.00	-23.81	0.84	3	Vertical	36	0.99	-	49.35	29.01	5.93	34.10
PK	4.82434G	43.23	74.00	-30.77	4.27	3	Vertical	357	2.54	-	38.96	31.38	6.79	33.90

802.11b_Nss1,(1Mbps)_1TX

2412MHz_TX

04/02/2020

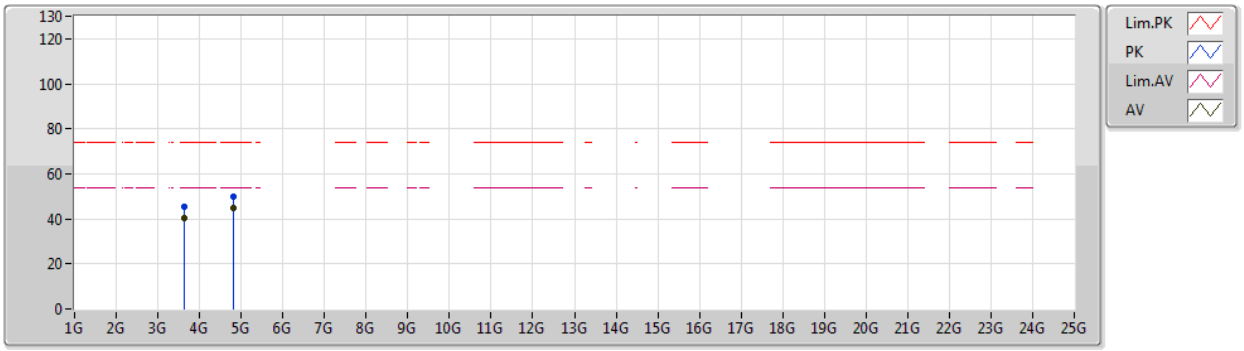

Type	Freq	Level	Limit	Margin	Factor	Dist	Condition	Azimuth	Height	Comment	Raw	AF	CL	PA
	(Hz)	(dBuV/m)	(dBuV/m)	(dB)	(dB)	(m)		(°)	(m)		(dBuV)	(dB)	(dB)	(dB)
AV	3.61804G	40.17	54.00	-13.83	0.84	3	Horizontal	340	1.21	-	39.33	29.01	5.93	34.10
AV	4.82404G	44.58	54.00	-9.42	4.27	3	Horizontal	7	1.49	-	40.31	31.38	6.79	33.90
PK	3.61806G	45.35	74.00	-28.65	0.84	3	Horizontal	340	1.21	-	44.51	29.01	5.93	34.10
PK	4.82398G	49.77	74.00	-24.23	4.27	3	Horizontal	7	1.49	-	45.50	31.38	6.79	33.90

Remark :

Level (dBuV/m) = Raw(Read Level) + AF(Antenna Factor) + CL(Cable Loss) - PA(Preamp Factor) 992618

802.11b_Nss1,(1Mbps)_1TX

2417MHz_TX

04/02/2020

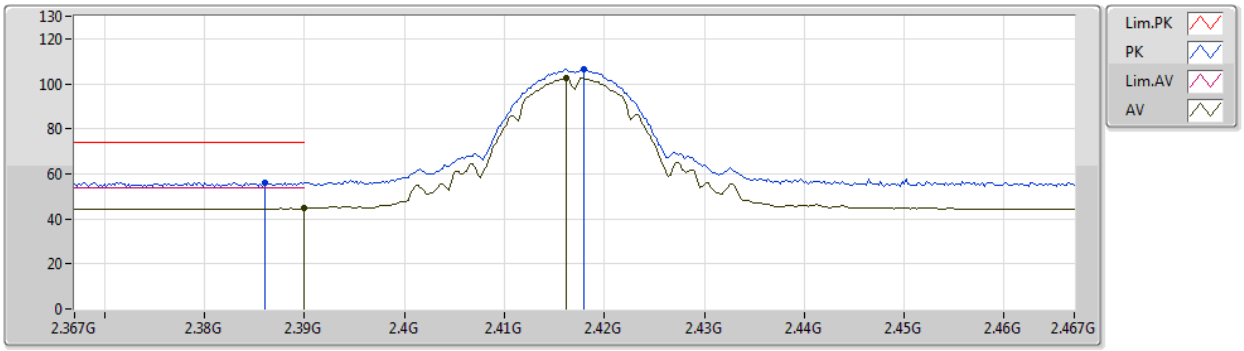

Type	Freq	Level	Limit	Margin	Factor	Dist	Condition	Azimuth	Height	Comment	Raw	AF	CL	PA
	(Hz)	(dBuV/m)	(dBuV/m)	(dB)	(dB)	(m)		(°)	(m)		(dBuV)	(dB)	(dB)	(dB)
AV	2.39G	44.73	54.00	-9.27	32.09	3	Vertical	34	1.45	-	12.64	27.37	4.72	-
AV	2.4162G	102.60	Inf	-Inf	32.20	3	Vertical	34	1.45	-	70.40	27.45	4.75	-
PK	2.386G	56.25	74.00	-17.75	32.07	3	Vertical	34	1.45	-	24.18	27.36	4.71	-
PK	2.418G	106.47	Inf	-Inf	32.20	3	Vertical	34	1.45	-	74.27	27.45	4.75	-

802.11b_Nss1,(1Mbps)_1TX

2417MHz_TX

04/02/2020

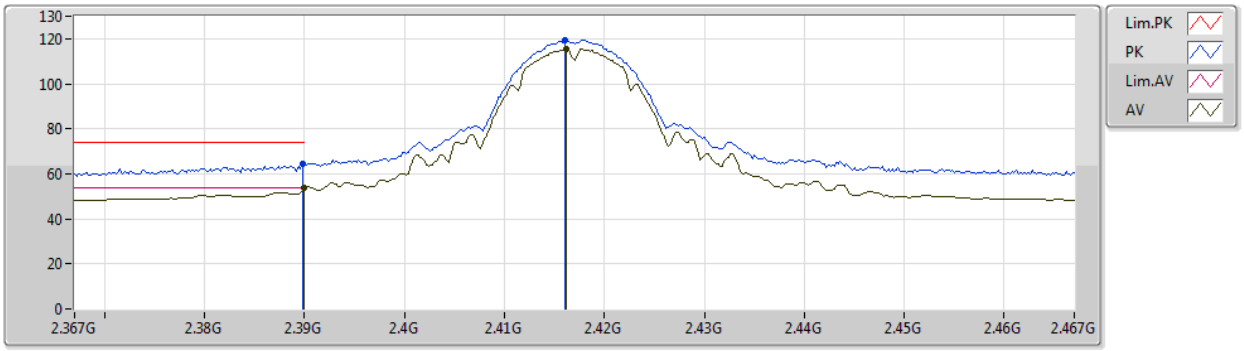

Type	Freq	Level	Limit	Margin	Factor	Dist	Condition	Azimuth	Height	Comment	Raw	AF	CL	PA
	(Hz)	(dBuV/m)	(dBuV/m)	(dB)	(dB)	(m)		(°)	(m)		(dBuV)	(dB)	(dB)	(dB)
AV	2.39G	53.68	54.00	-0.32	32.09	3	Horizontal	360	1.80	-	21.59	27.37	4.72	-
AV	2.4162G	115.66	Inf	-Inf	32.20	3	Horizontal	360	1.80	-	83.46	27.45	4.75	-
PK	2.3898G	64.57	74.00	-9.43	32.09	3	Horizontal	360	1.80	-	32.48	27.37	4.72	-
PK	2.416G	119.37	Inf	-Inf	32.20	3	Horizontal	360	1.80	-	87.17	27.45	4.75	-

802.11b_Nss1,(1Mbps)_1TX

2417MHz_TX

04/02/2020

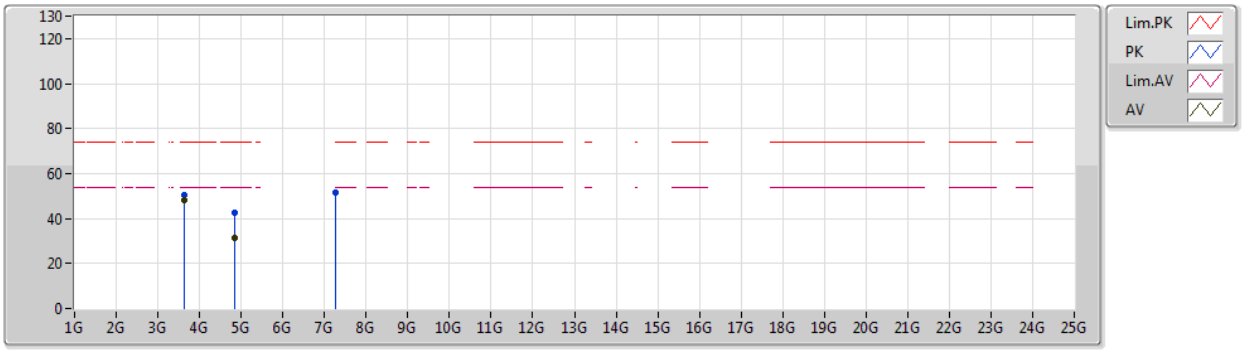

Type	Freq	Level	Limit	Margin	Factor	Dist	Condition	Azimuth	Height	Comment	Raw	AF	CL	PA
	(Hz)	(dBuV/m)	(dBuV/m)	(dB)	(dB)	(m)		(°)	(m)		(dBuV)	(dB)	(dB)	(dB)
AV	3.62549G	48.13	54.00	-5.87	0.88	3	Vertical	36	1.00	-	47.25	29.03	5.95	34.10
AV	4.83396G	31.27	54.00	-22.73	4.30	3	Vertical	360	1.24	-	26.97	31.40	6.79	33.89
PK	3.62551G	50.59	74.00	-23.41	0.88	3	Vertical	36	1.00	-	49.71	29.03	5.95	34.10
PK	4.8341G	42.32	74.00	-31.68	4.30	3	Vertical	360	1.24	-	38.02	31.40	6.79	33.89
PK	7.2501G	51.65	74.00	-22.35	10.32	3	Vertical	356	1.48	-	41.33	35.85	8.58	34.11

802.11b_Nss1,(1Mbps)_1TX

2417MHz_TX

04/02/2020

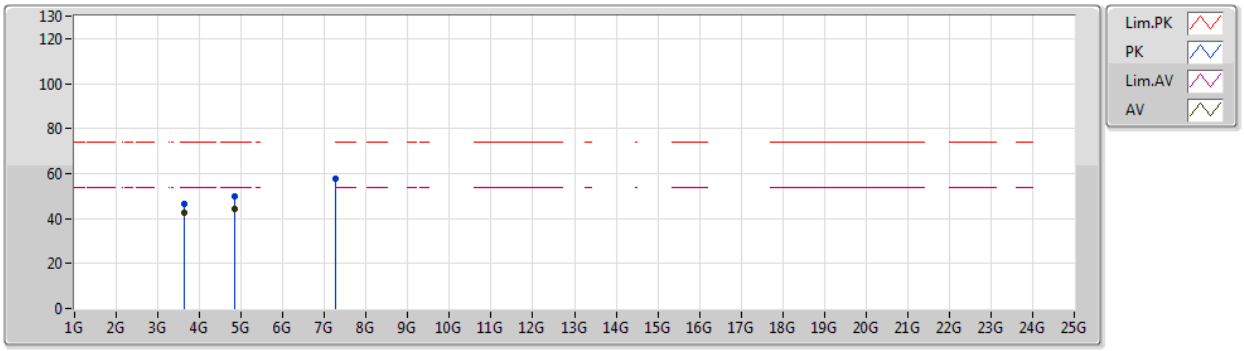

Type	Freq	Level	Limit	Margin	Factor	Dist	Condition	Azimuth	Height	Comment	Raw	AF	CL	PA
	(Hz)	(dBuV/m)	(dBuV/m)	(dB)	(dB)	(m)		(°)	(m)		(dBuV)	(dB)	(dB)	(dB)
AV	3.62549G	42.35	54.00	-11.65	0.88	3	Horizontal	300	3.00	-	41.47	29.03	5.95	34.10
AV	4.83414G	44.09	54.00	-9.91	4.30	3	Horizontal	5	1.34	-	39.79	31.40	6.79	33.89
PK	3.62556G	46.52	74.00	-27.48	0.88	3	Horizontal	300	3.00	-	45.64	29.03	5.95	34.10
PK	4.83394G	50.04	74.00	-23.96	4.30	3	Horizontal	5	1.34	-	45.74	31.40	6.79	33.89
PK	7.25202G	57.66	74.00	-16.34	10.33	3	Horizontal	14	1.81	-	47.33	35.86	8.58	34.11

802.11b_Nss1,(1Mbps)_1TX

2437MHz_TX

04/02/2020

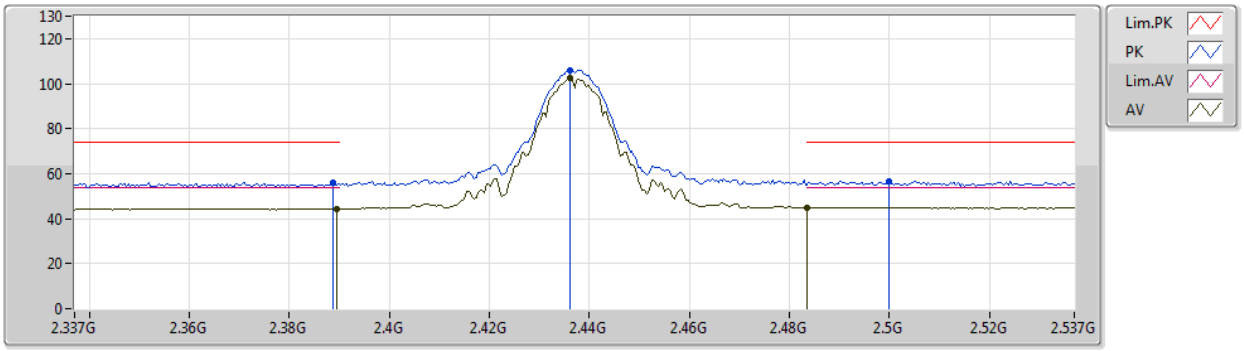

Type	Freq	Level	Limit	Margin	Factor	Dist	Condition	Azimuth	Height	Comment	Raw	AF	CL	PA
	(Hz)	(dBuV/m)	(dBuV/m)	(dB)	(dB)	(m)		(°)	(m)		(dBuV)	(dB)	(dB)	(dB)
AV	2.3894G	44.27	54.00	-9.73	32.09	3	Vertical	49	1.53	-	12.18	27.37	4.72	-
AV	2.4362G	102.31	Inf	-Inf	32.28	3	Vertical	49	1.53	-	70.03	27.51	4.77	-
AV	2.4835G	44.90	54.00	-9.10	32.48	3	Vertical	49	1.53	-	12.42	27.65	4.83	-
PK	2.3886G	56.18	74.00	-17.82	32.09	3	Vertical	49	1.53	-	24.09	27.37	4.72	-
PK	2.4362G	106.04	Inf	-Inf	32.28	3	Vertical	49	1.53	-	73.76	27.51	4.77	-
PK	2.4998G	56.50	74.00	-17.50	32.55	3	Vertical	49	1.53	-	23.95	27.70	4.85	-

802.11b_Nss1,(1Mbps)_1TX

2437MHz_TX

04/02/2020

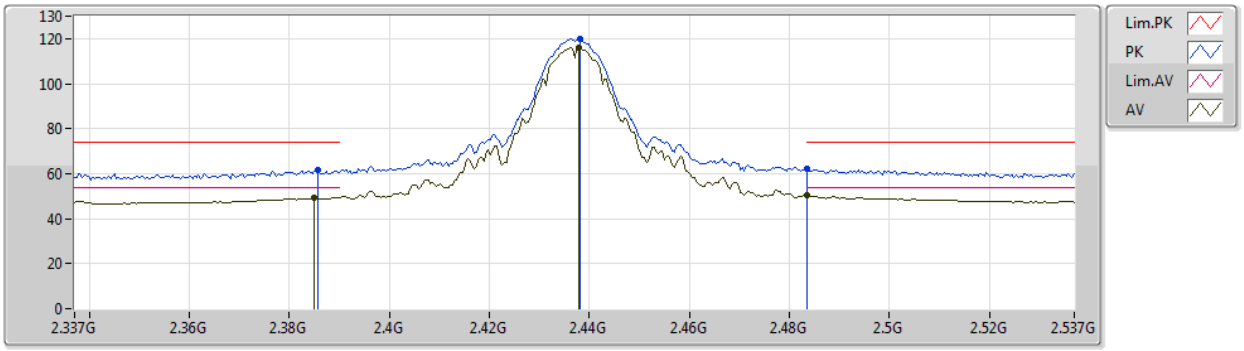

Type	Freq	Level	Limit	Margin	Factor	Dist	Condition	Azimuth	Height	Comment	Raw	AF	CL	PA
	(Hz)	(dBuV/m)	(dBuV/m)	(dB)	(dB)	(m)		(°)	(m)		(dBuV)	(dB)	(dB)	(dB)
AV	2.385G	49.44	54.00	-4.56	32.07	3	Horizontal	3	1.60	-	17.37	27.36	4.71	-
AV	2.4378G	116.08	Inf	-Inf	32.28	3	Horizontal	3	1.60	-	83.80	27.51	4.77	-
AV	2.4835G	50.24	54.00	-3.76	32.48	3	Horizontal	3	1.60	-	17.76	27.65	4.83	-
PK	2.3858G	61.68	74.00	-12.32	32.07	3	Horizontal	3	1.60	-	29.61	27.36	4.71	-
PK	2.4382G	119.94	Inf	-Inf	32.28	3	Horizontal	3	1.60	-	87.66	27.51	4.77	-
PK	2.4835G	61.94	74.00	-12.06	32.48	3	Horizontal	3	1.60	-	29.46	27.65	4.83	-

802.11b_Nss1,(1Mbps)_1TX

2437MHz_TX

04/02/2020

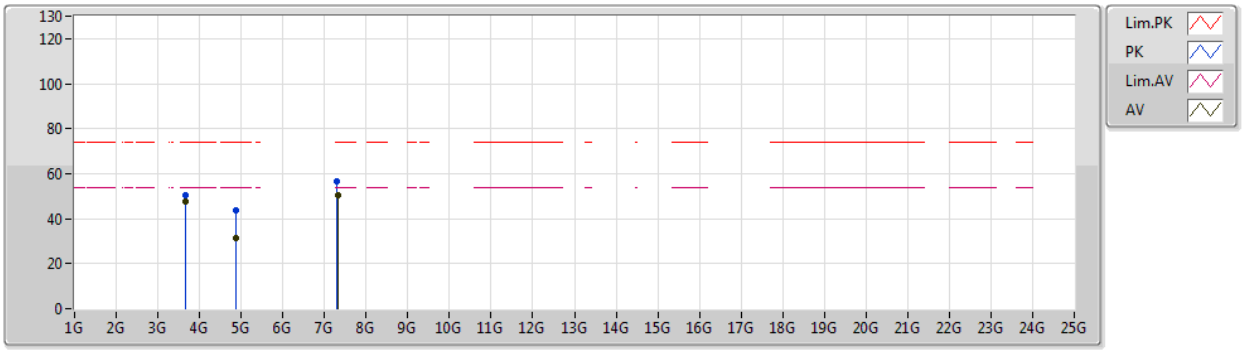

Type	Freq	Level	Limit	Margin	Factor	Dist	Condition	Azimuth	Height	Comment	Raw	AF	CL	PA
	(Hz)	(dBuV/m)	(dBuV/m)	(dB)	(dB)	(m)		(°)	(m)		(dBuV)	(dB)	(dB)	(dB)
AV	3.6555G	47.90	54.00	-6.10	1.01	3	Vertical	352	1.88	-	46.89	29.08	6.02	34.09
AV	4.874G	31.61	54.00	-22.39	4.41	3	Vertical	358	2.63	-	27.20	31.47	6.81	33.87
AV	7.31028G	50.18	54.00	-3.82	10.51	3	Vertical	330	3.00	-	39.67	36.01	8.61	34.11
PK	3.65547G	50.28	74.00	-23.72	1.01	3	Vertical	352	1.88	-	49.27	29.08	6.02	34.09
PK	4.87412G	43.87	74.00	-30.13	4.41	3	Vertical	358	2.63	-	39.46	31.47	6.81	33.87
PK	7.3101G	56.74	74.00	-17.26	10.51	3	Vertical	330	3.00	-	46.23	36.01	8.61	34.11

802.11b_Nss1,(1Mbps)_1TX

2437MHz_TX

04/02/2020

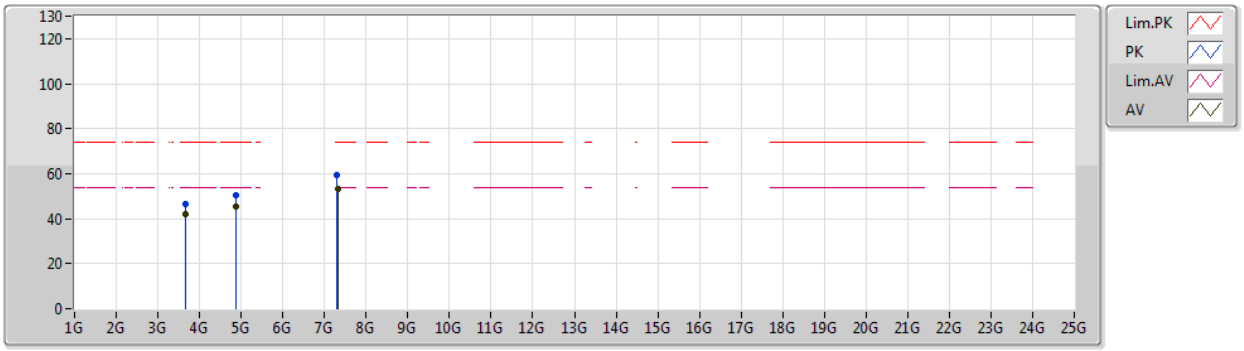

Type	Freq	Level	Limit	Margin	Factor	Dist	Condition	Azimuth	Height	Comment	Raw	AF	CL	PA
	(Hz)	(dBuV/m)	(dBuV/m)	(dB)	(dB)	(m)		(°)	(m)		(dBuV)	(dB)	(dB)	(dB)
AV	3.65551G	42.22	54.00	-11.78	1.01	3	Horizontal	302	2.94	-	41.21	29.08	6.02	34.09
AV	4.87406G	45.22	54.00	-8.78	4.41	3	Horizontal	0	1.36	-	40.81	31.47	6.81	33.87
AV	7.31028G	53.51	54.00	-0.49	10.51	3	Horizontal	15	1.57	-	43.00	36.01	8.61	34.11
PK	3.6555G	46.34	74.00	-27.66	1.01	3	Horizontal	302	2.94	-	45.33	29.08	6.02	34.09
PK	4.874G	50.18	74.00	-23.82	4.41	3	Horizontal	0	1.36	-	45.77	31.47	6.81	33.87
PK	7.31004G	59.12	74.00	-14.88	10.51	3	Horizontal	15	1.57	-	48.61	36.01	8.61	34.11

802.11b_Nss1,(1Mbps)_1TX

2457MHz_TX

04/02/2020

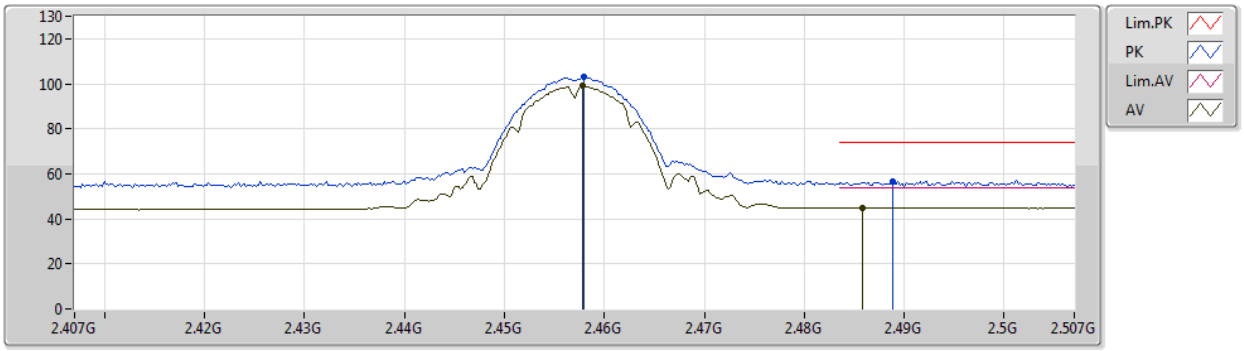

Type	Freq	Level	Limit	Margin	Factor	Dist	Condition	Azimuth	Height	Comment	Raw	AF	CL	PA
	(Hz)	(dBuV/m)	(dBuV/m)	(dB)	(dB)	(m)		(°)	(m)		(dBuV)	(dB)	(dB)	(dB)
AV	2.4578G	99.15	Inf	-Inf	32.37	3	Vertical	51	1.33	-	66.78	27.57	4.80	-
AV	2.4858G	44.92	54.00	-9.08	32.49	3	Vertical	51	1.33	-	12.43	27.66	4.83	-
PK	2.458G	103.09	Inf	-Inf	32.37	3	Vertical	51	1.33	-	70.72	27.57	4.80	-
PK	2.4888G	56.68	74.00	-17.32	32.50	3	Vertical	51	1.33	-	24.18	27.67	4.83	-

802.11b_Nss1,(1Mbps)_1TX

2457MHz_TX

04/02/2020

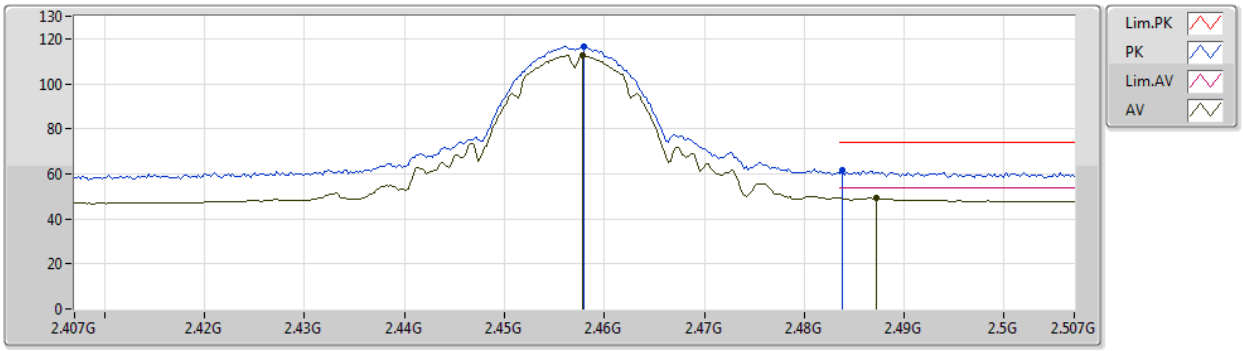

Type	Freq	Level	Limit	Margin	Factor	Dist	Condition	Azimuth	Height	Comment	Raw	AF	CL	PA
	(Hz)	(dBuV/m)	(dBuV/m)	(dB)	(dB)	(m)		(°)	(m)		(dBuV)	(dB)	(dB)	(dB)
AV	2.4578G	112.43	Inf	-Inf	32.37	3	Horizontal	350	1.36	-	80.06	27.57	4.80	-
AV	2.4872G	49.29	54.00	-4.71	32.49	3	Horizontal	350	1.36	-	16.80	27.66	4.83	-
PK	2.458G	116.52	Inf	-Inf	32.37	3	Horizontal	350	1.36	-	84.15	27.57	4.80	-
PK	2.4838G	61.84	74.00	-12.16	32.48	3	Horizontal	350	1.36	-	29.36	27.65	4.83	-

802.11b_Nss1,(1Mbps)_1TX

2457MHz_TX

04/02/2020

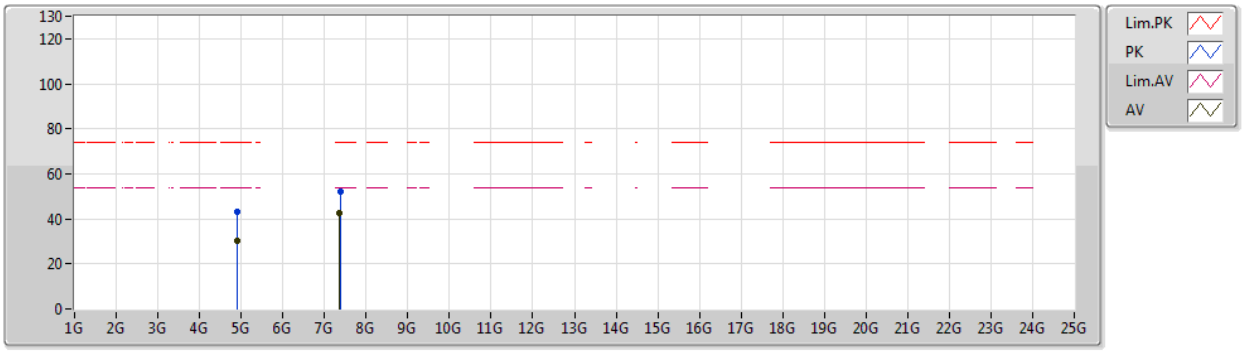

Type	Freq	Level	Limit	Margin	Factor	Dist	Condition	Azimuth	Height	Comment	Raw	AF	CL	PA
	(Hz)	(dBuV/m)	(dBuV/m)	(dB)	(dB)	(m)		(°)	(m)		(dBuV)	(dB)	(dB)	(dB)
AV	4.914G	30.30	54.00	-23.70	4.52	3	Vertical	27	3.00	-	25.78	31.55	6.82	33.85
AV	7.36976G	42.52	54.00	-11.48	10.69	3	Vertical	317	2.05	-	31.83	36.16	8.64	34.11
PK	4.91806G	43.18	74.00	-30.82	4.52	3	Vertical	27	3.00	-	38.66	31.55	6.82	33.85
PK	7.37206G	52.34	74.00	-21.66	10.71	3	Vertical	317	2.05	-	41.63	36.17	8.65	34.11

802.11b_Nss1,(1Mbps)_1TX

2457MHz_TX

04/02/2020

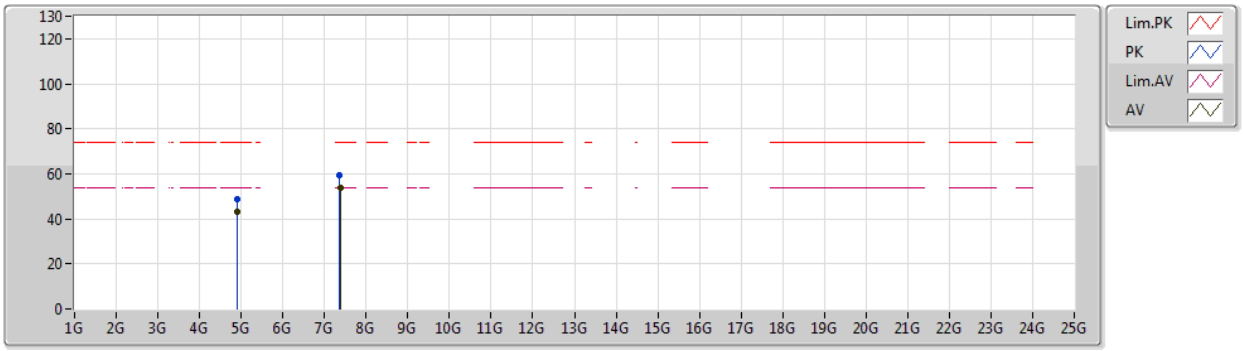

Type	Freq	Level	Limit	Margin	Factor	Dist	Condition	Azimuth	Height	Comment	Raw	AF	CL	PA
	(Hz)	(dBuV/m)	(dBuV/m)	(dB)	(dB)	(m)		(°)	(m)		(dBuV)	(dB)	(dB)	(dB)
AV	4.91408G	42.90	54.00	-11.10	4.52	3	Horizontal	1	1.47	-	38.38	31.55	6.82	33.85
AV	7.37178G	53.78	54.00	-0.22	10.71	3	Horizontal	17	1.39	-	43.07	36.17	8.65	34.11
PK	4.91402G	48.79	74.00	-25.21	4.52	3	Horizontal	1	1.47	-	44.27	31.55	6.82	33.85
PK	7.37002G	59.60	74.00	-14.40	10.69	3	Horizontal	17	1.39	-	48.91	36.16	8.64	34.11

802.11b_Nss1,(1Mbps)_1TX

2462MHz_TX

04/02/2020

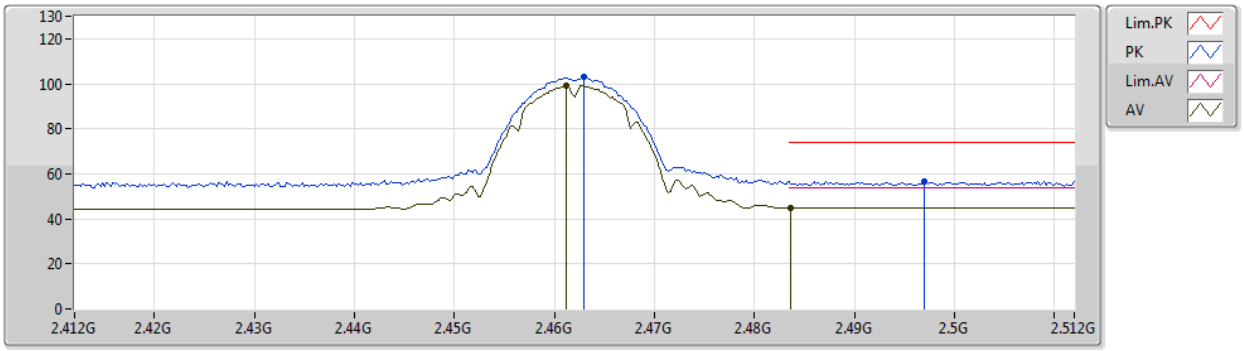

Type	Freq	Level	Limit	Margin	Factor	Dist	Condition	Azimuth	Height	Comment	Raw	AF	CL	PA
	(Hz)	(dBuV/m)	(dBuV/m)	(dB)	(dB)	(m)		(°)	(m)		(dBuV)	(dB)	(dB)	(dB)
AV	2.4612G	99.03	Inf	-Inf	32.38	3	Vertical	50	1.32	-	66.65	27.58	4.80	-
AV	2.4836G	44.89	54.00	-9.11	32.48	3	Vertical	50	1.32	-	12.41	27.65	4.83	-
PK	2.463G	102.94	Inf	-Inf	32.39	3	Vertical	50	1.32	-	70.55	27.59	4.80	-
PK	2.497G	56.87	74.00	-17.13	32.53	3	Vertical	50	1.32	-	24.34	27.69	4.84	-

802.11b_Nss1,(1Mbps)_1TX

2462MHz_TX

04/02/2020

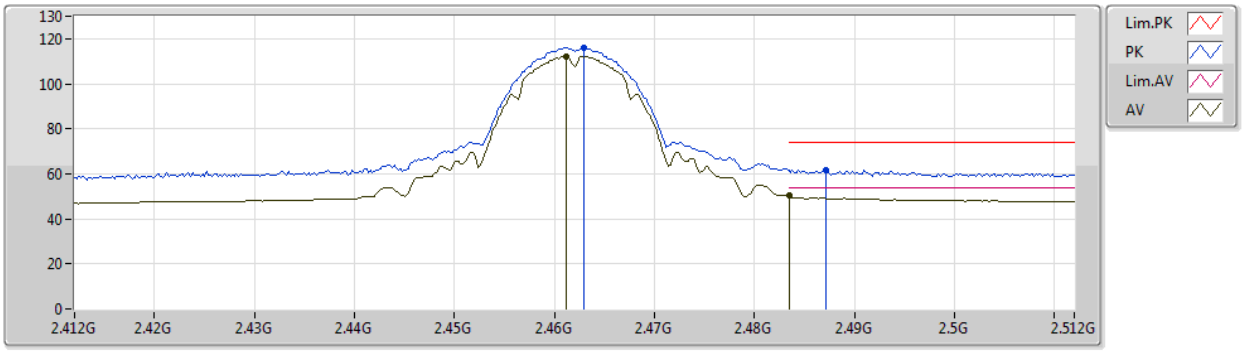

Type	Freq	Level	Limit	Margin	Factor	Dist	Condition	Azimuth	Height	Comment	Raw	AF	CL	PA
	(Hz)	(dBuV/m)	(dBuV/m)	(dB)	(dB)	(m)		(°)	(m)		(dBuV)	(dB)	(dB)	(dB)
AV	2.4612G	112.30	Inf	-Inf	32.38	3	Horizontal	8	1.64	-	79.92	27.58	4.80	-
AV	2.4835G	50.31	54.00	-3.69	32.48	3	Horizontal	8	1.64	-	17.83	27.65	4.83	-
PK	2.463G	116.20	Inf	-Inf	32.39	3	Horizontal	8	1.64	-	83.81	27.59	4.80	-
PK	2.4872G	61.85	74.00	-12.15	32.49	3	Horizontal	8	1.64	-	29.36	27.66	4.83	-

802.11b_Nss1,(1Mbps)_1TX

2462MHz_TX

04/02/2020

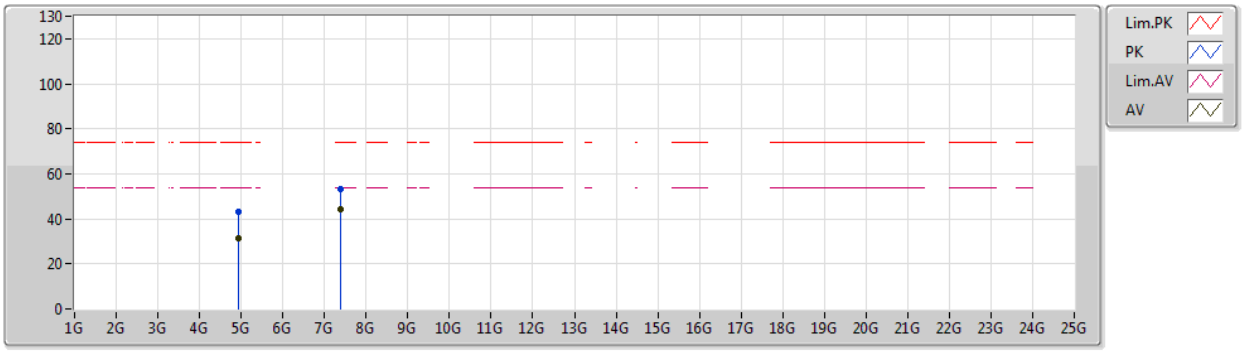

Type	Freq	Level	Limit	Margin	Factor	Dist	Condition	Azimuth	Height	Comment	Raw	AF	CL	PA
	(Hz)	(dBuV/m)	(dBuV/m)	(dB)	(dB)	(m)		(°)	(m)		(dBuV)	(dB)	(dB)	(dB)
AV	4.924G	31.40	54.00	-22.60	4.53	3	Vertical	349	2.89	-	26.87	31.56	6.82	33.85
AV	7.3848G	44.08	54.00	-9.92	10.74	3	Vertical	329	1.84	-	33.34	36.20	8.65	34.11
PK	4.92682G	42.98	74.00	-31.02	4.55	3	Vertical	349	2.89	-	38.43	31.57	6.82	33.84
PK	7.385G	53.15	74.00	-20.85	10.74	3	Vertical	329	1.84	-	42.41	36.20	8.65	34.11

802.11b_Nss1,(1Mbps)_1TX

2462MHz_TX

04/02/2020

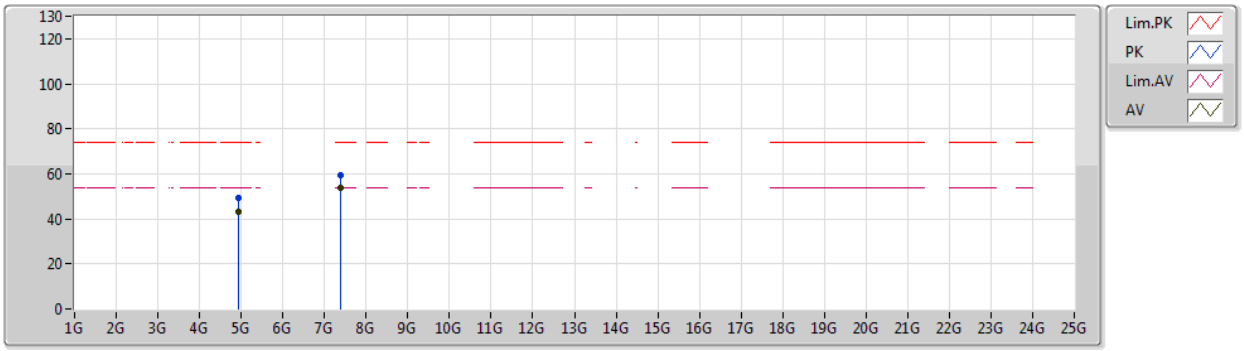

Type	Freq	Level	Limit	Margin	Factor	Dist	Condition	Azimuth	Height	Comment	Raw	AF	CL	PA
	(Hz)	(dBuV/m)	(dBuV/m)	(dB)	(dB)	(m)		(°)	(m)		(dBuV)	(dB)	(dB)	(dB)
AV	4.92402G	43.14	54.00	-10.86	4.53	3	Horizontal	0	1.35	-	38.61	31.56	6.82	33.85
AV	7.38478G	53.64	54.00	-0.36	10.74	3	Horizontal	15	1.93	-	42.90	36.20	8.65	34.11
PK	4.92406G	49.06	74.00	-24.94	4.53	3	Horizontal	0	1.35	-	44.53	31.56	6.82	33.85
PK	7.38508G	59.62	74.00	-14.38	10.74	3	Horizontal	15	1.93	-	48.88	36.20	8.65	34.11

802.11g_Nss1,(6Mbps)_1TX

2412MHz_TX

04/02/2020

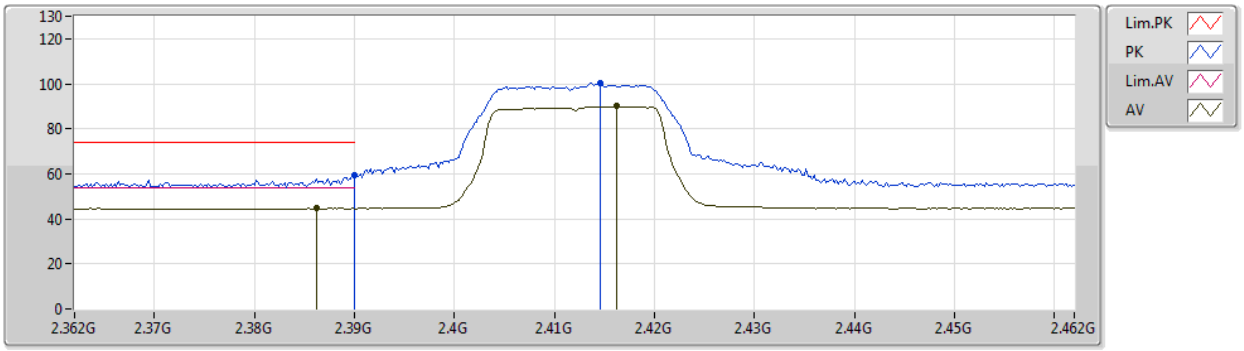

Type	Freq	Level	Limit	Margin	Factor	Dist	Condition	Azimuth	Height	Comment	Raw	AF	CL	PA
	(Hz)	(dBuV/m)	(dBuV/m)	(dB)	(dB)	(m)		(°)	(m)		(dBuV)	(dB)	(dB)	(dB)
AV	2.3862G	44.70	54.00	-9.30	32.07	3	Vertical	32	1.47	-	12.63	27.36	4.71	-
AV	2.4162G	90.15	Inf	-Inf	32.20	3	Vertical	32	1.47	-	57.95	27.45	4.75	-
PK	2.39G	59.63	74.00	-14.37	32.09	3	Vertical	32	1.47	-	27.54	27.37	4.72	-
PK	2.4146G	100.13	Inf	-Inf	32.19	3	Vertical	32	1.47	-	67.94	27.44	4.75	-

802.11g_Nss1,(6Mbps)_1TX

2412MHz_TX

04/02/2020

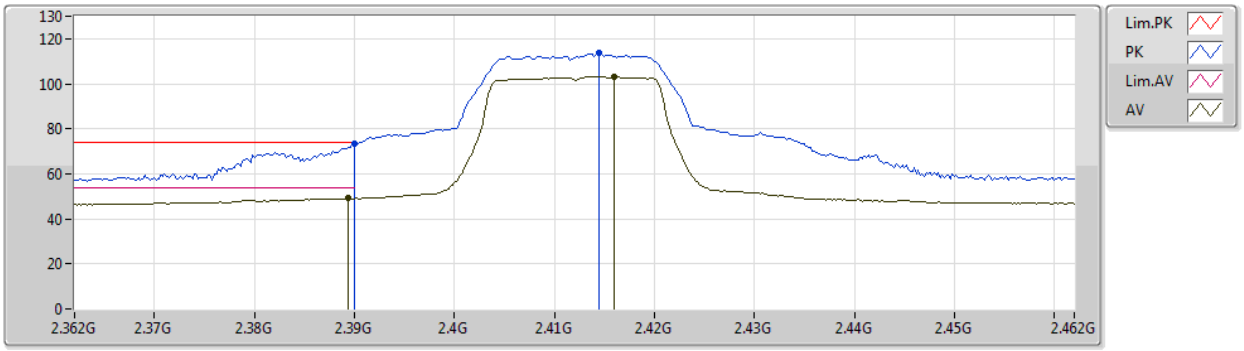

Type	Freq	Level	Limit	Margin	Factor	Dist	Condition	Azimuth	Height	Comment	Raw	AF	CL	PA
	(Hz)	(dBuV/m)	(dBuV/m)	(dB)	(dB)	(m)		(°)	(m)		(dBuV)	(dB)	(dB)	(dB)
AV	2.3894G	49.12	54.00	-4.88	32.09	3	Horizontal	357	1.83	-	17.03	27.37	4.72	-
AV	2.416G	103.28	Inf	-Inf	32.20	3	Horizontal	357	1.83	-	71.08	27.45	4.75	-
PK	2.39G	73.27	74.00	-0.73	32.09	3	Horizontal	357	1.83	-	41.18	27.37	4.72	-
PK	2.4144G	113.47	Inf	-Inf	32.19	3	Horizontal	357	1.83	-	81.28	27.44	4.75	-

802.11g_Nss1,(6Mbps)_1TX

2412MHz_TX

04/02/2020

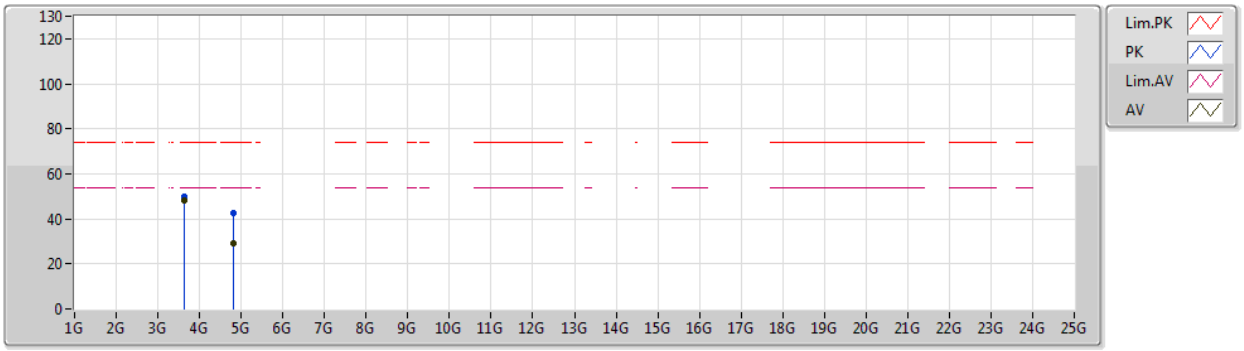

Type	Freq	Level	Limit	Margin	Factor	Dist	Condition	Azimuth	Height	Comment	Raw	AF	CL	PA
	(Hz)	(dBuV/m)	(dBuV/m)	(dB)	(dB)	(m)		(°)	(m)		(dBuV)	(dB)	(dB)	(dB)
AV	3.61802G	47.92	54.00	-6.08	0.84	3	Vertical	41	0.99	-	47.08	29.01	5.93	34.10
AV	4.82806G	29.17	54.00	-24.83	4.28	3	Vertical	0	2.33	-	24.89	31.39	6.79	33.90
PK	3.61807G	50.05	74.00	-23.95	0.84	3	Vertical	41	0.99	-	49.21	29.01	5.93	34.10
PK	4.82466G	42.40	74.00	-31.60	4.27	3	Vertical	0	2.33	-	38.13	31.38	6.79	33.90

802.11g_Nss1,(6Mbps)_1TX

2412MHz_TX

04/02/2020

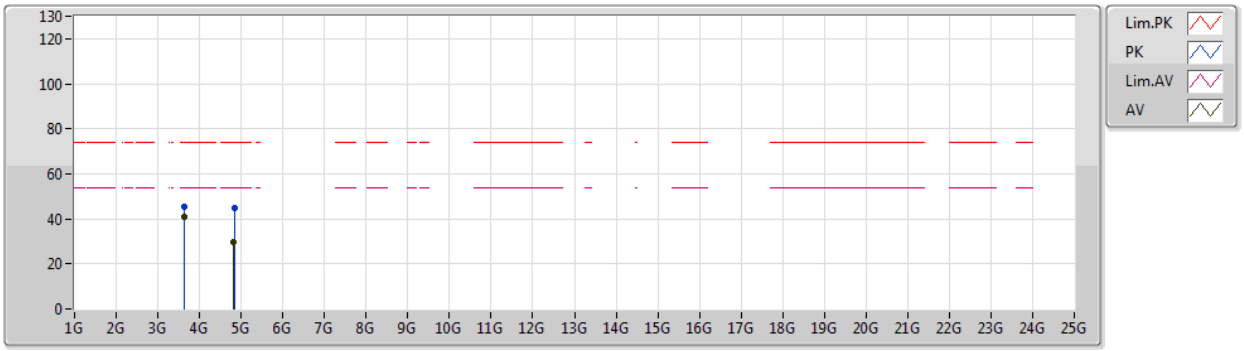

Type	Freq	Level	Limit	Margin	Factor	Dist	Condition	Azimuth	Height	Comment	Raw	AF	CL	PA
	(Hz)	(dBuV/m)	(dBuV/m)	(dB)	(dB)	(m)		(°)	(m)		(dBuV)	(dB)	(dB)	(dB)
AV	3.61802G	40.85	54.00	-13.15	0.84	3	Horizontal	341	1.21	-	40.01	29.01	5.93	34.10
AV	4.82386G	29.82	54.00	-24.18	4.27	3	Horizontal	7	1.27	-	25.55	31.38	6.79	33.90
PK	3.61801G	45.31	74.00	-28.69	0.84	3	Horizontal	341	1.21	-	44.47	29.01	5.93	34.10
PK	4.82862G	44.98	74.00	-29.02	4.28	3	Horizontal	7	1.27	-	40.70	31.39	6.79	33.90

802.11g_Nss1,(6Mbps)_1TX

2417MHz_TX

04/02/2020

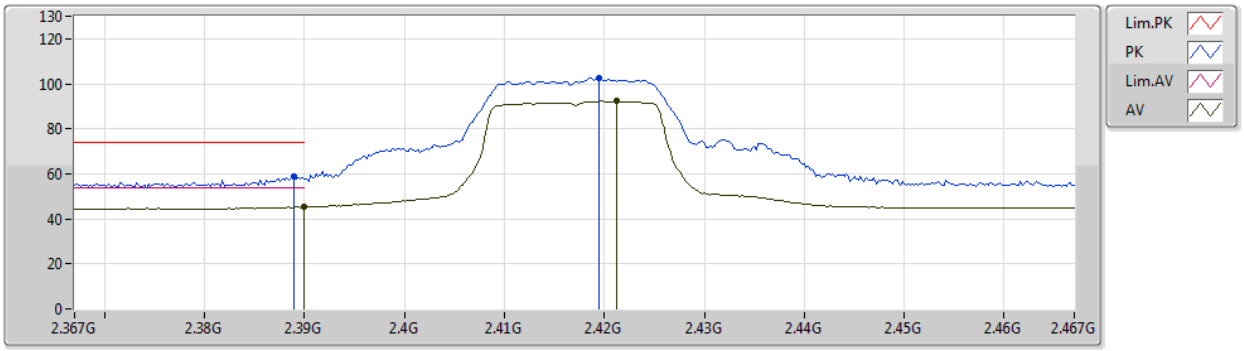

Type	Freq	Level	Limit	Margin	Factor	Dist	Condition	Azimuth	Height	Comment	Raw	AF	CL	PA
	(Hz)	(dBuV/m)	(dBuV/m)	(dB)	(dB)	(m)		(°)	(m)		(dBuV)	(dB)	(dB)	(dB)
AV	2.39G	45.28	54.00	-8.72	32.09	3	Vertical	37	1.48	-	13.19	27.37	4.72	-
AV	2.4212G	92.43	Inf	-Inf	32.21	3	Vertical	37	1.48	-	60.22	27.46	4.75	-
PK	2.389G	58.86	74.00	-15.14	32.09	3	Vertical	37	1.48	-	26.77	27.37	4.72	-
PK	2.4194G	102.50	Inf	-Inf	32.21	3	Vertical	37	1.48	-	70.29	27.46	4.75	-

802.11g_Nss1,(6Mbps)_1TX

2417MHz_TX

04/02/2020

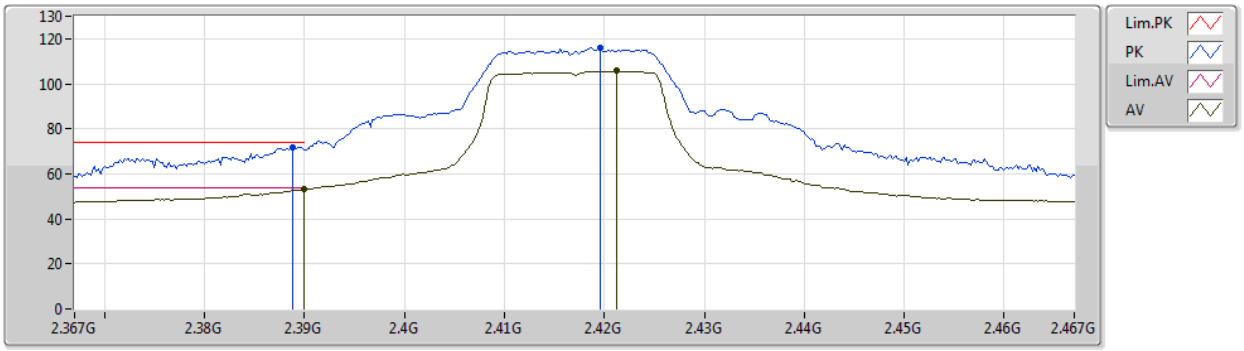

Type	Freq	Level	Limit	Margin	Factor	Dist	Condition	Azimuth	Height	Comment	Raw	AF	CL	PA
	(Hz)	(dBuV/m)	(dBuV/m)	(dB)	(dB)	(m)		(°)	(m)		(dBuV)	(dB)	(dB)	(dB)
AV	2.39G	53.35	54.00	-0.65	32.09	3	Horizontal	353	1.66	-	21.26	27.37	4.72	-
AV	2.4212G	105.82	Inf	-Inf	32.21	3	Horizontal	353	1.66	-	73.61	27.46	4.75	-
PK	2.3888G	71.97	74.00	-2.03	32.09	3	Horizontal	353	1.66	-	39.88	27.37	4.72	-
PK	2.4196G	115.83	Inf	-Inf	32.21	3	Horizontal	353	1.66	-	83.62	27.46	4.75	-

802.11g_Nss1,(6Mbps)_1TX

2437MHz_TX

04/02/2020

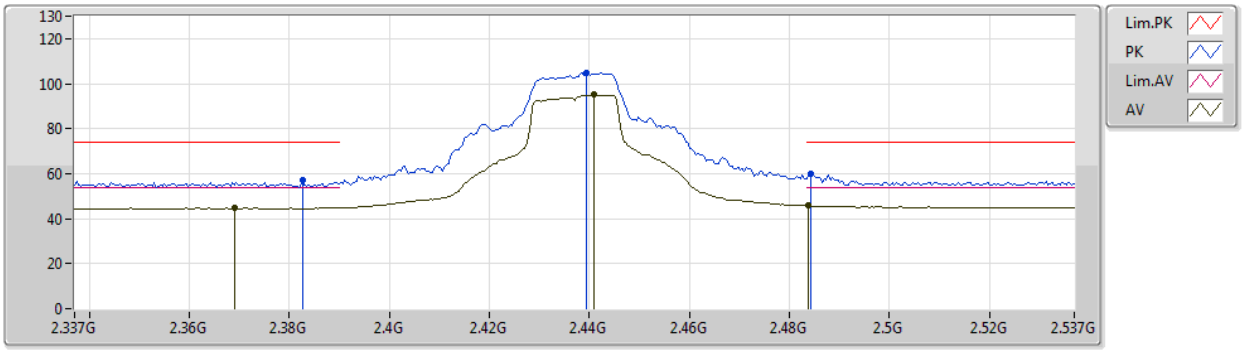

Type	Freq	Level	Limit	Margin	Factor	Dist	Condition	Azimuth	Height	Comment	Raw	AF	CL	PA
	(Hz)	(dBuV/m)	(dBuV/m)	(dB)	(dB)	(m)		(°)	(m)		(dBuV)	(dB)	(dB)	(dB)
AV	2.369G	44.78	54.00	-9.22	32.00	3	Vertical	35	1.17	-	12.78	27.31	4.69	-
AV	2.441G	95.01	Inf	-Inf	32.30	3	Vertical	35	1.17	-	62.71	27.52	4.78	-
AV	2.4838G	45.75	54.00	-8.25	32.48	3	Vertical	35	1.17	-	13.27	27.65	4.83	-
PK	2.3826G	57.04	74.00	-16.96	32.06	3	Vertical	35	1.17	-	24.98	27.35	4.71	-
PK	2.4394G	104.81	Inf	-Inf	32.30	3	Vertical	35	1.17	-	72.51	27.52	4.78	-
PK	2.4842G	60.23	74.00	-13.77	32.48	3	Vertical	35	1.17	-	27.75	27.65	4.83	-

802.11g_Nss1,(6Mbps)_1TX

2437MHz_TX

04/02/2020

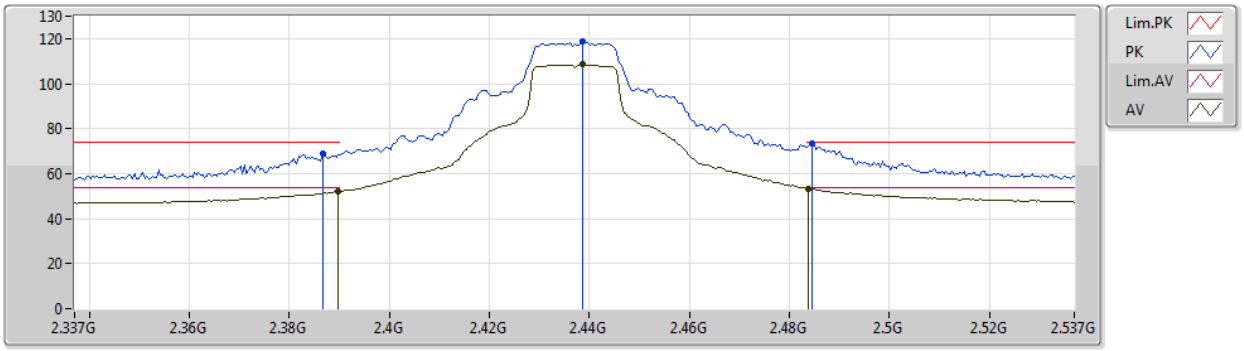

Type	Freq	Level	Limit	Margin	Factor	Dist	Condition	Azimuth	Height	Comment	Raw	AF	CL	PA
	(Hz)	(dBuV/m)	(dBuV/m)	(dB)	(dB)	(m)		(°)	(m)		(dBuV)	(dB)	(dB)	(dB)
AV	2.3898G	52.03	54.00	-1.97	32.09	3	Horizontal	349	1.58	-	19.94	27.37	4.72	-
AV	2.4386G	108.43	Inf	-Inf	32.30	3	Horizontal	349	1.58	-	76.13	27.52	4.78	-
AV	2.4838G	53.50	54.00	-0.50	32.48	3	Horizontal	349	1.58	-	21.02	27.65	4.83	-
PK	2.3866G	68.83	74.00	-5.17	32.07	3	Horizontal	349	1.58	-	36.76	27.36	4.71	-
PK	2.4386G	118.64	Inf	-Inf	32.30	3	Horizontal	349	1.58	-	86.34	27.52	4.78	-
PK	2.4846G	73.52	74.00	-0.48	32.48	3	Horizontal	349	1.58	-	41.04	27.65	4.83	-

802.11g_Nss1,(6Mbps)_1TX

2437MHz_TX

04/02/2020

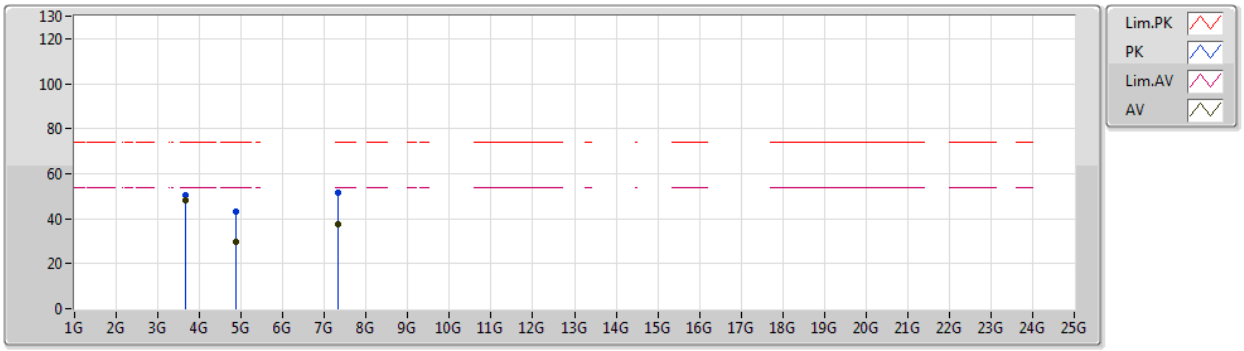

Type	Freq	Level	Limit	Margin	Factor	Dist	Condition	Azimuth	Height	Comment	Raw	AF	CL	PA
	(Hz)	(dBuV/m)	(dBuV/m)	(dB)	(dB)	(m)		(°)	(m)		(dBuV)	(dB)	(dB)	(dB)
AV	3.65551G	47.96	54.00	-6.04	1.01	3	Vertical	348	2.04	-	46.95	29.08	6.02	34.09
AV	4.87438G	29.47	54.00	-24.53	4.41	3	Vertical	288	1.50	-	25.06	31.47	6.81	33.87
AV	7.3126G	37.42	54.00	-16.58	10.51	3	Vertical	351	1.53	-	26.91	36.01	8.61	34.11
PK	3.65549G	50.30	74.00	-23.70	1.01	3	Vertical	348	2.04	-	49.29	29.08	6.02	34.09
PK	4.87792G	43.04	74.00	-30.96	4.42	3	Vertical	288	1.50	-	38.62	31.48	6.81	33.87
PK	7.31248G	51.35	74.00	-22.65	10.51	3	Vertical	351	1.53	-	40.84	36.01	8.61	34.11

802.11g_Nss1,(6Mbps)_1TX

2437MHz_TX

04/02/2020

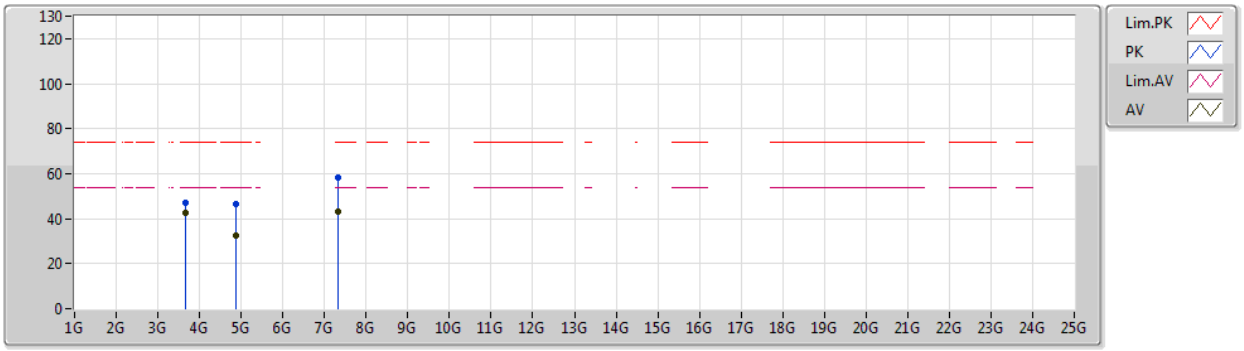

Type	Freq	Level	Limit	Margin	Factor	Dist	Condition	Azimuth	Height	Comment	Raw	AF	CL	PA
	(Hz)	(dBuV/m)	(dBuV/m)	(dB)	(dB)	(m)		(°)	(m)		(dBuV)	(dB)	(dB)	(dB)
AV	3.6555G	42.59	54.00	-11.41	1.01	3	Horizontal	301	2.93	-	41.58	29.08	6.02	34.09
AV	4.87652G	32.60	54.00	-21.40	4.42	3	Horizontal	0	1.50	-	28.18	31.48	6.81	33.87
AV	7.31232G	42.97	54.00	-11.03	10.51	3	Horizontal	14	1.58	-	32.46	36.01	8.61	34.11
PK	3.65548G	46.99	74.00	-27.01	1.01	3	Horizontal	301	2.93	-	45.98	29.08	6.02	34.09
PK	4.87236G	46.32	74.00	-27.68	4.41	3	Horizontal	0	1.50	-	41.91	31.47	6.81	33.87
PK	7.3127G	58.51	74.00	-15.49	10.51	3	Horizontal	14	1.58	-	48.00	36.01	8.61	34.11

802.11g_Nss1,(6Mbps)_1TX

2457MHz_TX

04/02/2020

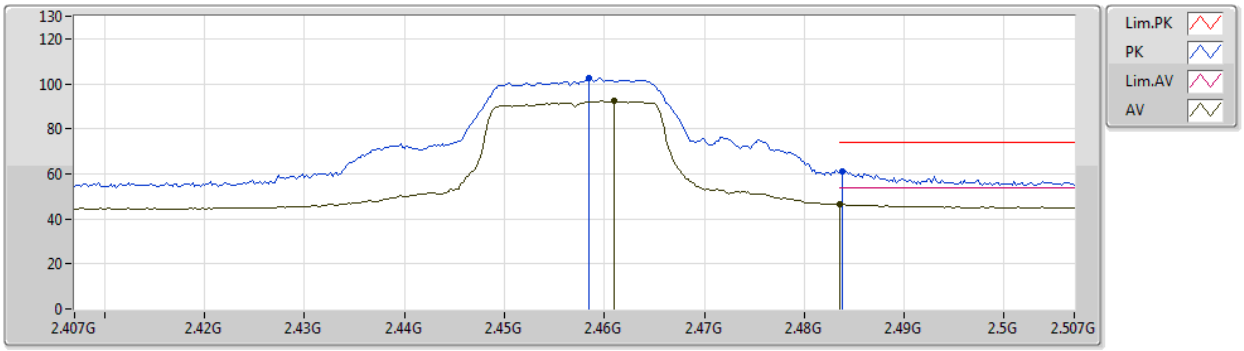

Type	Freq	Level	Limit	Margin	Factor	Dist	Condition	Azimuth	Height	Comment	Raw	AF	CL	PA
	(Hz)	(dBuV/m)	(dBuV/m)	(dB)	(dB)	(m)		(°)	(m)		(dBuV)	(dB)	(dB)	(dB)
AV	2.461G	92.46	Inf	-Inf	32.38	3	Vertical	51	1.34	-	60.08	27.58	4.80	-
AV	2.4835G	46.52	54.00	-7.48	32.48	3	Vertical	51	1.34	-	14.04	27.65	4.83	-
PK	2.4584G	102.42	Inf	-Inf	32.38	3	Vertical	51	1.34	-	70.04	27.58	4.80	-
PK	2.4838G	61.32	74.00	-12.68	32.48	3	Vertical	51	1.34	-	28.84	27.65	4.83	-

802.11g_Nss1,(6Mbps)_1TX

2457MHz_TX

04/02/2020

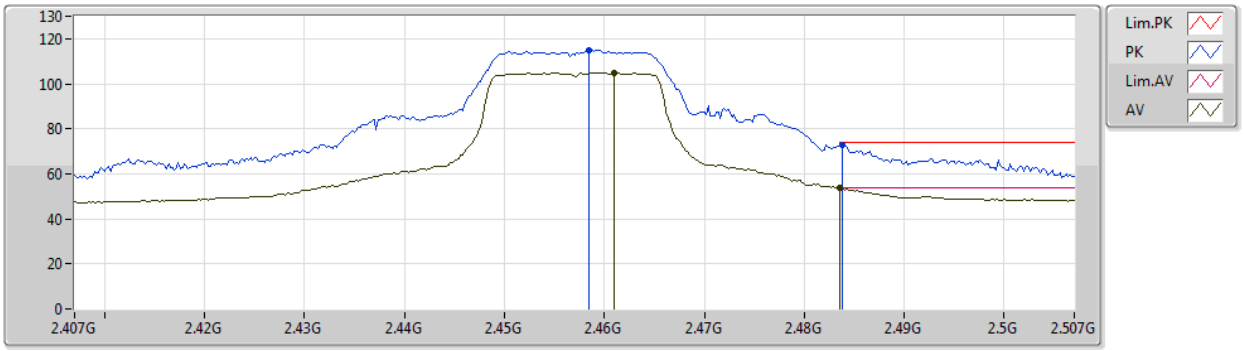

Type	Freq	Level	Limit	Margin	Factor	Dist	Condition	Azimuth	Height	Comment	Raw	AF	CL	PA
	(Hz)	(dBuV/m)	(dBuV/m)	(dB)	(dB)	(m)		(°)	(m)		(dBuV)	(dB)	(dB)	(dB)
AV	2.461G	105.03	Inf	-Inf	32.38	3	Horizontal	350	1.07	-	72.65	27.58	4.80	-
AV	2.4835G	53.67	54.00	-0.33	32.48	3	Horizontal	350	1.07	-	21.19	27.65	4.83	-
PK	2.4584G	115.15	Inf	-Inf	32.38	3	Horizontal	350	1.07	-	82.77	27.58	4.80	-
PK	2.4838G	72.72	74.00	-1.28	32.48	3	Horizontal	350	1.07	-	40.24	27.65	4.83	-

802.11g_Nss1,(6Mbps)_1TX

2462MHz_TX

04/02/2020

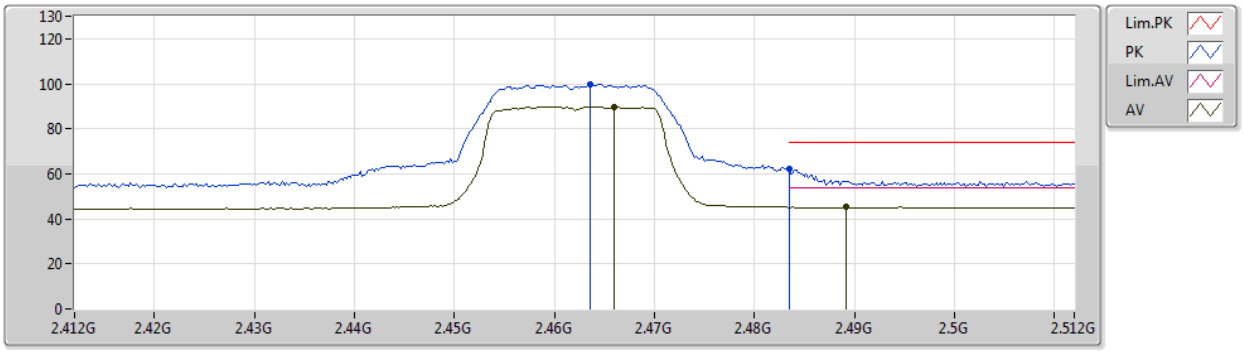

Type	Freq	Level	Limit	Margin	Factor	Dist	Condition	Azimuth	Height	Comment	Raw	AF	CL	PA
	(Hz)	(dBuV/m)	(dBuV/m)	(dB)	(dB)	(m)		(°)	(m)		(dBuV)	(dB)	(dB)	(dB)
AV	2.466G	89.70	Inf	-Inf	32.41	3	Vertical	49	1.34	-	57.29	27.60	4.81	-
AV	2.4892G	45.26	54.00	-8.74	32.50	3	Vertical	49	1.34	-	12.76	27.67	4.83	-
PK	2.4636G	99.94	Inf	-Inf	32.39	3	Vertical	49	1.34	-	67.55	27.59	4.80	-
PK	2.4835G	62.11	74.00	-11.89	32.48	3	Vertical	49	1.34	-	29.63	27.65	4.83	-

802.11g_Nss1,(6Mbps)_1TX

2462MHz_TX

04/02/2020

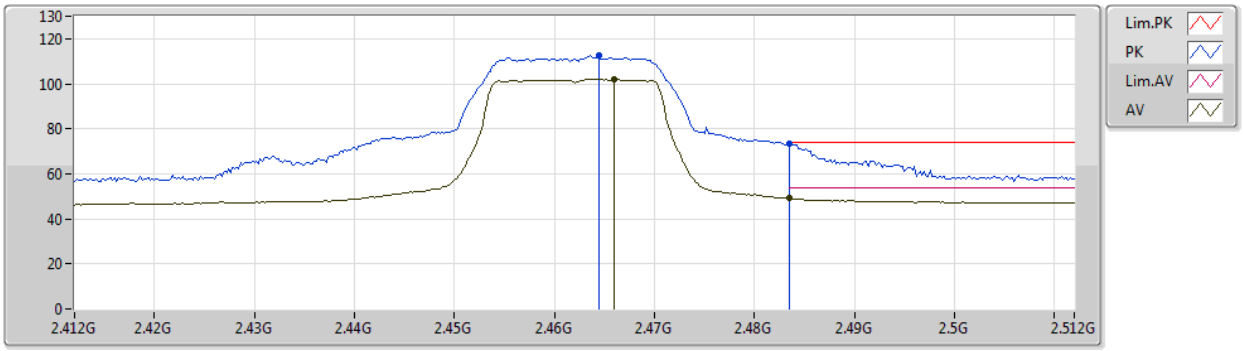

Type	Freq	Level	Limit	Margin	Factor	Dist	Condition	Azimuth	Height	Comment	Raw	AF	CL	PA
	(Hz)	(dBuV/m)	(dBuV/m)	(dB)	(dB)	(m)		(°)	(m)		(dBuV)	(dB)	(dB)	(dB)
AV	2.466G	102.25	Inf	-Inf	32.41	3	Horizontal	349	1.50	-	69.84	27.60	4.81	-
AV	2.4835G	49.20	54.00	-4.80	32.48	3	Horizontal	349	1.50	-	16.72	27.65	4.83	-
PK	2.4644G	112.39	Inf	-Inf	32.40	3	Horizontal	349	1.50	-	79.99	27.59	4.81	-
PK	2.4835G	73.63	74.00	-0.37	32.48	3	Horizontal	349	1.50	-	41.15	27.65	4.83	-

802.11g_Nss1,(6Mbps)_1TX

2462MHz_TX

04/02/2020

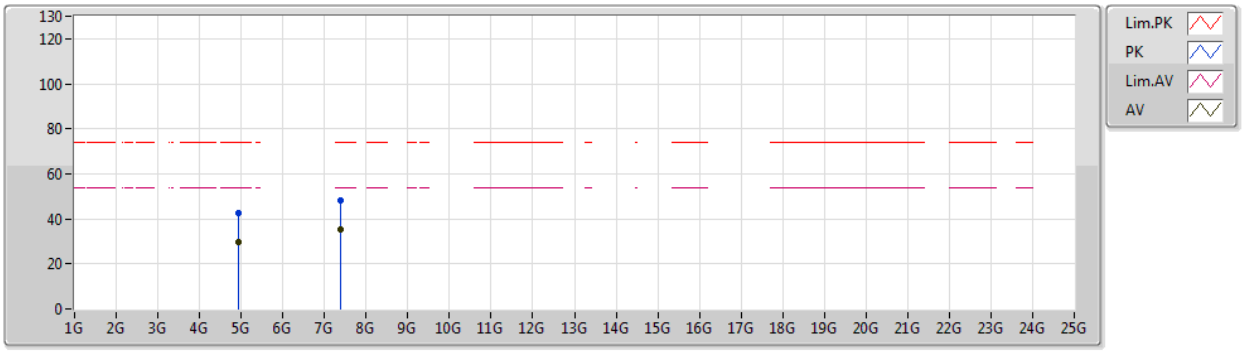

Type	Freq	Level	Limit	Margin	Factor	Dist	Condition	Azimuth	Height	Comment	Raw	AF	CL	PA
	(Hz)	(dBuV/m)	(dBuV/m)	(dB)	(dB)	(m)		(°)	(m)		(dBuV)	(dB)	(dB)	(dB)
AV	4.92518G	29.54	54.00	-24.46	4.55	3	Vertical	199	1.49	-	24.99	31.57	6.82	33.84
AV	7.3904G	35.40	54.00	-18.60	10.77	3	Vertical	99	1.48	-	24.63	36.22	8.66	34.11
PK	4.92464G	42.60	74.00	-31.40	4.53	3	Vertical	199	1.49	-	38.07	31.56	6.82	33.85
PK	7.38566G	48.29	74.00	-25.71	10.74	3	Vertical	99	1.48	-	37.55	36.20	8.65	34.11

802.11g_Nss1,(6Mbps)_1TX

2462MHz_TX

04/02/2020

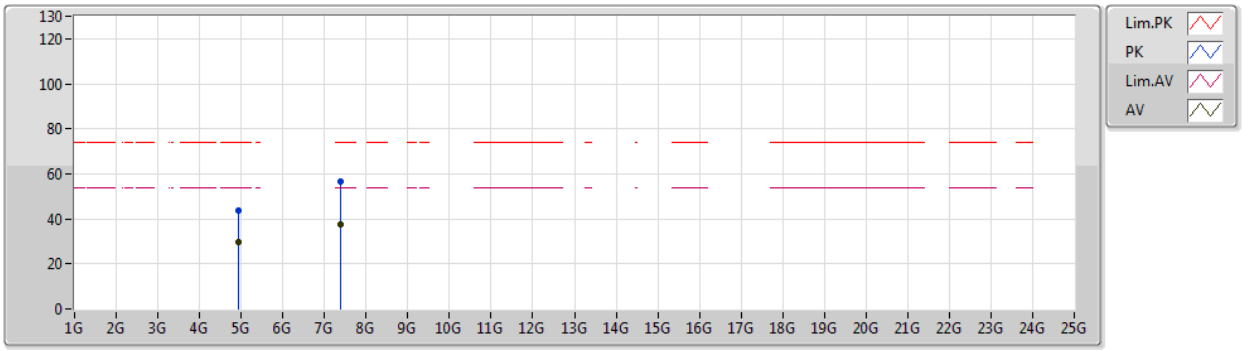

Type	Freq	Level	Limit	Margin	Factor	Dist	Condition	Azimuth	Height	Comment	Raw	AF	CL	PA
	(Hz)	(dBuV/m)	(dBuV/m)	(dB)	(dB)	(m)		(°)	(m)		(dBuV)	(dB)	(dB)	(dB)
AV	4.92232G	29.62	54.00	-24.38	4.53	3	Horizontal	12	2.37	-	25.09	31.56	6.82	33.85
AV	7.38876G	37.28	54.00	-16.72	10.75	3	Horizontal	15	1.84	-	26.53	36.21	8.65	34.11
PK	4.92348G	43.60	74.00	-30.40	4.53	3	Horizontal	12	2.37	-	39.07	31.56	6.82	33.85
PK	7.38594G	56.68	74.00	-17.32	10.74	3	Horizontal	15	1.84	-	45.94	36.20	8.65	34.11

802.11ax HEW20_Nss1,(MCS0)_1TX

2412MHz_TX

04/02/2020

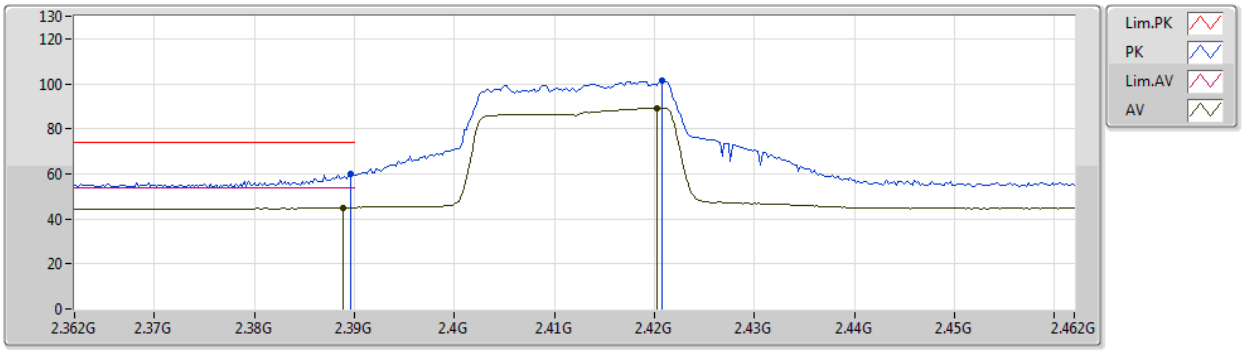

Type	Freq	Level	Limit	Margin	Factor	Dist	Condition	Azimuth	Height	Comment	Raw	AF	CL	PA
	(Hz)	(dBuV/m)	(dBuV/m)	(dB)	(dB)	(m)		(°)	(m)		(dBuV)	(dB)	(dB)	(dB)
AV	2.3888G	45.07	54.00	-8.93	32.09	3	Vertical	40	1.50	-	12.98	27.37	4.72	-
AV	2.4202G	89.27	Inf	-Inf	32.21	3	Vertical	40	1.50	-	57.06	27.46	4.75	-
PK	2.3896G	59.79	74.00	-14.21	32.09	3	Vertical	40	1.50	-	27.70	27.37	4.72	-
PK	2.4208G	101.60	Inf	-Inf	32.21	3	Vertical	40	1.50	-	69.39	27.46	4.75	-

802.11ax HEW20_Nss1,(MCS0)_1TX

2412MHz_TX

04/02/2020

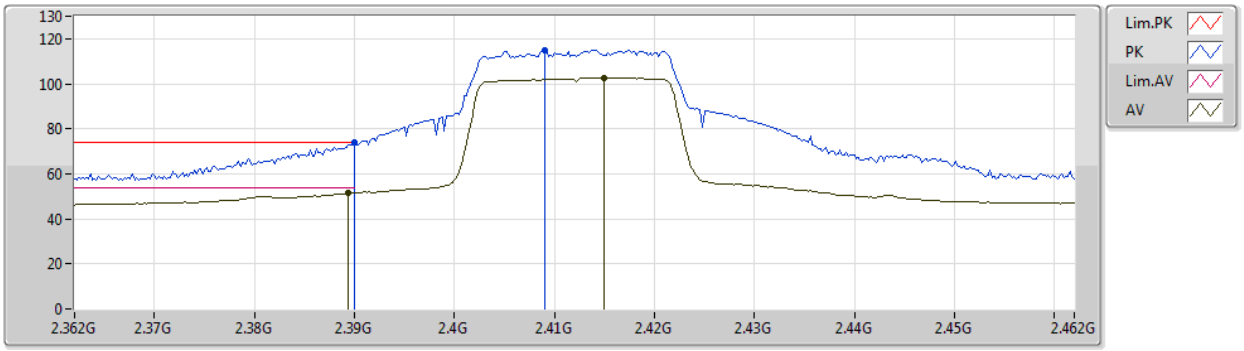

Type	Freq	Level	Limit	Margin	Factor	Dist	Condition	Azimuth	Height	Comment	Raw	AF	CL	PA
	(Hz)	(dBuV/m)	(dBuV/m)	(dB)	(dB)	(m)		(°)	(m)		(dBuV)	(dB)	(dB)	(dB)
AV	2.3894G	51.45	54.00	-2.55	32.09	3	Horizontal	348	1.82	-	19.36	27.37	4.72	-
AV	2.415G	102.72	Inf	-Inf	32.20	3	Horizontal	348	1.82	-	70.52	27.45	4.75	-
PK	2.39G	73.73	74.00	-0.27	32.09	3	Horizontal	348	1.82	-	41.64	27.37	4.72	-
PK	2.409G	115.12	Inf	-Inf	32.17	3	Horizontal	348	1.82	-	82.95	27.43	4.74	-

802.11ax HEW20_Nss1,(MCS0)_1TX

2412MHz_TX

04/02/2020

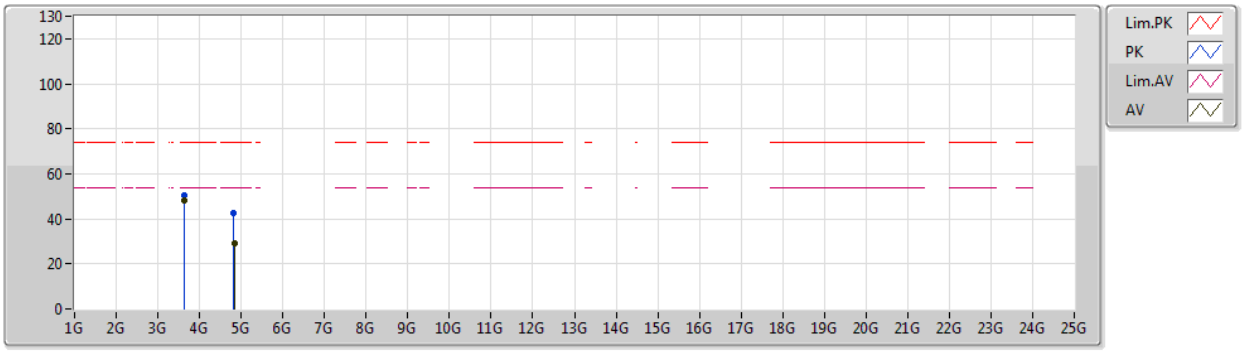

Type	Freq	Level	Limit	Margin	Factor	Dist	Condition	Azimuth	Height	Comment	Raw	AF	CL	PA
	(Hz)	(dBuV/m)	(dBuV/m)	(dB)	(dB)	(m)		(°)	(m)		(dBuV)	(dB)	(dB)	(dB)
AV	3.618G	48.09	54.00	-5.91	0.84	3	Vertical	29	1.06	-	47.25	29.01	5.93	34.10
AV	4.83702G	29.19	54.00	-24.81	4.31	3	Vertical	62	1.50	-	24.88	31.41	6.79	33.89
PK	3.61797G	50.51	74.00	-23.49	0.84	3	Vertical	29	1.06	-	49.67	29.01	5.93	34.10
PK	4.8225G	42.54	74.00	-31.46	4.27	3	Vertical	62	1.50	-	38.27	31.38	6.79	33.90

802.11ax HEW20_Nss1,(MCS0)_1TX

2412MHz_TX

04/02/2020

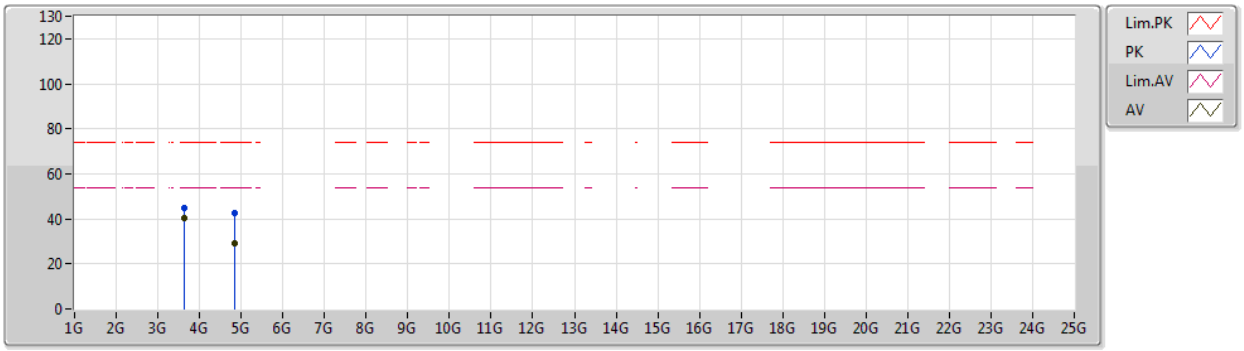

Type	Freq	Level	Limit	Margin	Factor	Dist	Condition	Azimuth	Height	Comment	Raw	AF	CL	PA
	(Hz)	(dBuV/m)	(dBuV/m)	(dB)	(dB)	(m)		(°)	(m)		(dBuV)	(dB)	(dB)	(dB)
AV	3.61799G	40.10	54.00	-13.90	0.84	3	Horizontal	330	1.18	-	39.26	29.01	5.93	34.10
AV	4.82946G	29.11	54.00	-24.89	4.28	3	Horizontal	27	1.64	-	24.83	31.39	6.79	33.90
PK	3.61801G	44.90	74.00	-29.10	0.84	3	Horizontal	330	1.18	-	44.06	29.01	5.93	34.10
PK	4.8303G	42.34	74.00	-31.66	4.29	3	Horizontal	27	1.64	-	38.05	31.39	6.79	33.89

802.11ax HEW20_Nss1,(MCS0)_1TX

2417MHz_TX

04/02/2020

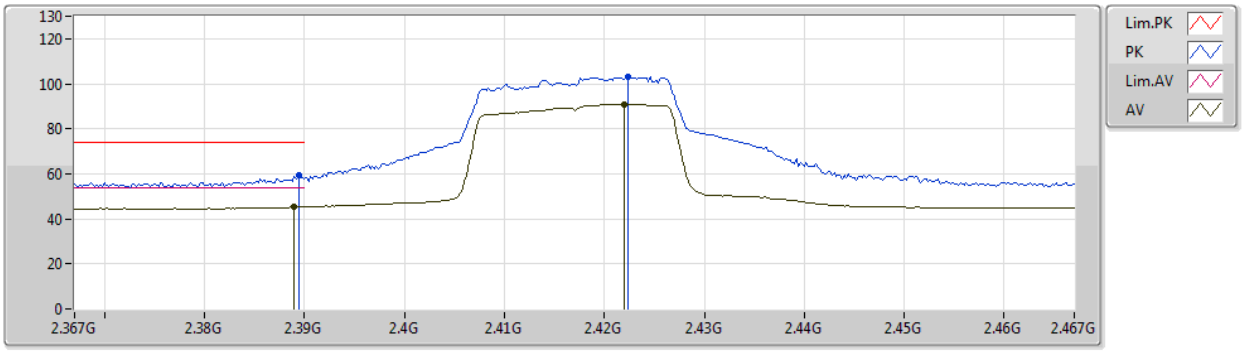

Type	Freq	Level	Limit	Margin	Factor	Dist	Condition	Azimuth	Height	Comment	Raw	AF	CL	PA
	(Hz)	(dBuV/m)	(dBuV/m)	(dB)	(dB)	(m)		(°)	(m)		(dBuV)	(dB)	(dB)	(dB)
AV	2.389G	45.32	54.00	-8.68	32.09	3	Vertical	43	1.48	-	13.23	27.37	4.72	-
AV	2.422G	91.05	Inf	-Inf	32.23	3	Vertical	43	1.48	-	58.82	27.47	4.76	-
PK	2.3894G	59.18	74.00	-14.82	32.09	3	Vertical	43	1.48	-	27.09	27.37	4.72	-
PK	2.4224G	103.21	Inf	-Inf	32.23	3	Vertical	43	1.48	-	70.98	27.47	4.76	-

802.11ax HEW20_Nss1,(MCS0)_1TX

2417MHz_TX

04/02/2020

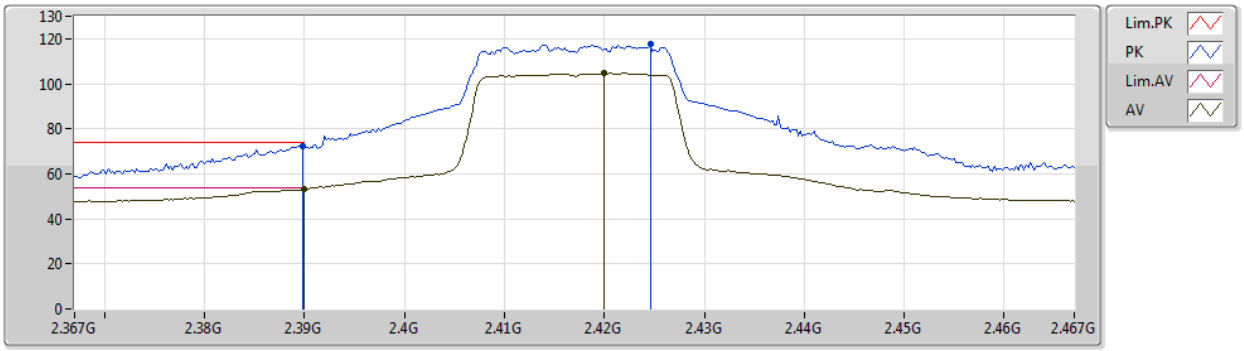

Type	Freq	Level	Limit	Margin	Factor	Dist	Condition	Azimuth	Height	Comment	Raw	AF	CL	PA
	(Hz)	(dBuV/m)	(dBuV/m)	(dB)	(dB)	(m)		(°)	(m)		(dBuV)	(dB)	(dB)	(dB)
AV	2.39G	53.18	54.00	-0.82	32.09	3	Horizontal	342	1.64	-	21.09	27.37	4.72	-
AV	2.42G	104.63	Inf	-Inf	32.21	3	Horizontal	342	1.64	-	72.42	27.46	4.75	-
PK	2.3898G	72.30	74.00	-1.70	32.09	3	Horizontal	342	1.64	-	40.21	27.37	4.72	-
PK	2.4246G	117.52	Inf	-Inf	32.23	3	Horizontal	342	1.64	-	85.29	27.47	4.76	-

802.11ax HEW20_Nss1,(MCS0)_1TX

2437MHz_TX

04/02/2020

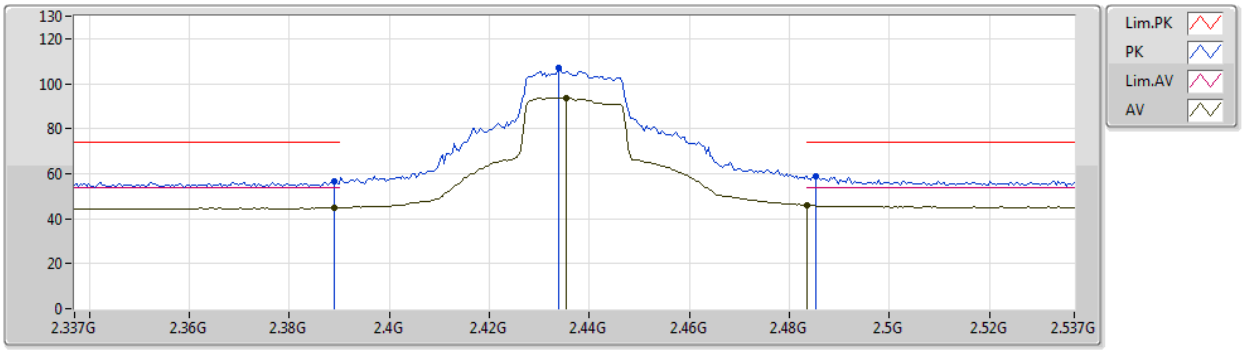

Type	Freq	Level	Limit	Margin	Factor	Dist	Condition	Azimuth	Height	Comment	Raw	AF	CL	PA
	(Hz)	(dBuV/m)	(dBuV/m)	(dB)	(dB)	(m)		(°)	(m)		(dBuV)	(dB)	(dB)	(dB)
AV	2.389G	44.87	54.00	-9.13	32.09	3	Vertical	45	1.48	-	12.78	27.37	4.72	-
AV	2.4354G	93.68	Inf	-Inf	32.28	3	Vertical	45	1.48	-	61.40	27.51	4.77	-
AV	2.4835G	45.98	54.00	-8.02	32.48	3	Vertical	45	1.48	-	13.50	27.65	4.83	-
PK	2.389G	56.41	74.00	-17.59	32.09	3	Vertical	45	1.48	-	24.32	27.37	4.72	-
PK	2.4338G	106.93	Inf	-Inf	32.27	3	Vertical	45	1.48	-	74.66	27.50	4.77	-
PK	2.4854G	58.75	74.00	-15.25	32.49	3	Vertical	45	1.48	-	26.26	27.66	4.83	-

802.11ax HEW20_Nss1,(MCS0)_1TX

2437MHz_TX

04/02/2020

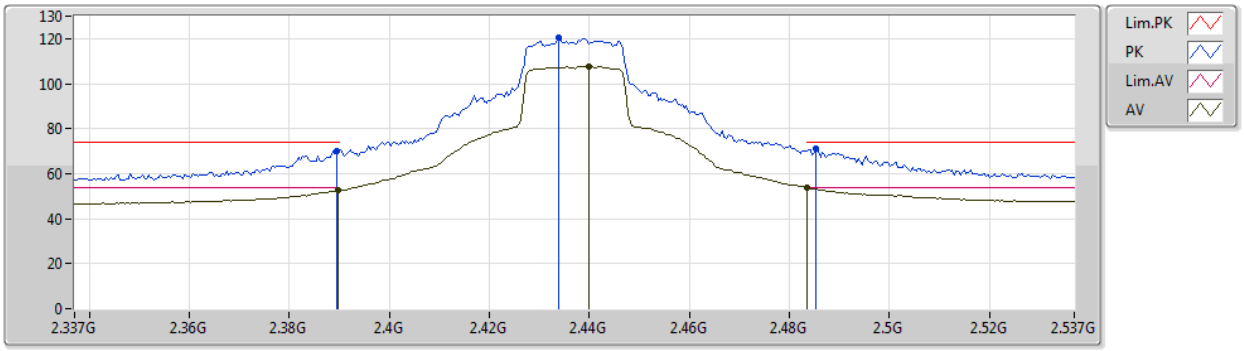

Type	Freq	Level	Limit	Margin	Factor	Dist	Condition	Azimuth	Height	Comment	Raw	AF	CL	PA
	(Hz)	(dBuV/m)	(dBuV/m)	(dB)	(dB)	(m)		(°)	(m)		(dBuV)	(dB)	(dB)	(dB)
AV	2.3898G	52.44	54.00	-1.56	32.09	3	Horizontal	360	2.03	-	20.35	27.37	4.72	-
AV	2.4398G	107.73	Inf	-Inf	32.30	3	Horizontal	360	2.03	-	75.43	27.52	4.78	-
AV	2.4835G	53.90	54.00	-0.10	32.48	3	Horizontal	360	2.03	-	21.42	27.65	4.83	-
PK	2.3894G	69.86	74.00	-4.14	32.09	3	Horizontal	360	2.03	-	37.77	27.37	4.72	-
PK	2.4338G	120.41	Inf	-Inf	32.27	3	Horizontal	360	2.03	-	88.14	27.50	4.77	-
PK	2.4854G	71.07	74.00	-2.93	32.49	3	Horizontal	360	2.03	-	38.58	27.66	4.83	-

802.11ax HEW20_Nss1,(MCS0)_1TX

2437MHz_TX

04/02/2020

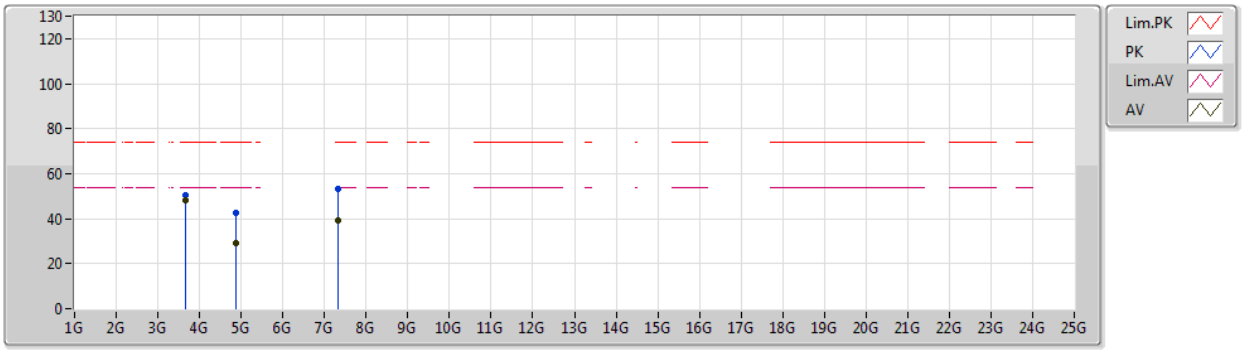

Type	Freq	Level	Limit	Margin	Factor	Dist	Condition	Azimuth	Height	Comment	Raw	AF	CL	PA
	(Hz)	(dBuV/m)	(dBuV/m)	(dB)	(dB)	(m)		(°)	(m)		(dBuV)	(dB)	(dB)	(dB)
AV	3.65548G	48.15	54.00	-5.85	1.01	3	Vertical	354	2.99	-	47.14	29.08	6.02	34.09
AV	4.8596G	29.37	54.00	-24.63	4.37	3	Vertical	359	1.49	-	25.00	31.45	6.80	33.88
AV	7.31082G	38.98	54.00	-15.02	10.51	3	Vertical	319	3.00	-	28.47	36.01	8.61	34.11
PK	3.65545G	50.42	74.00	-23.58	1.01	3	Vertical	354	2.99	-	49.41	29.08	6.02	34.09
PK	4.86998G	42.81	74.00	-31.19	4.40	3	Vertical	359	1.49	-	38.41	31.47	6.81	33.88
PK	7.31484G	53.31	74.00	-20.69	10.52	3	Vertical	319	3.00	-	42.79	36.02	8.61	34.11

802.11ax HEW20_Nss1,(MCS0)_1TX

2437MHz_TX

04/02/2020

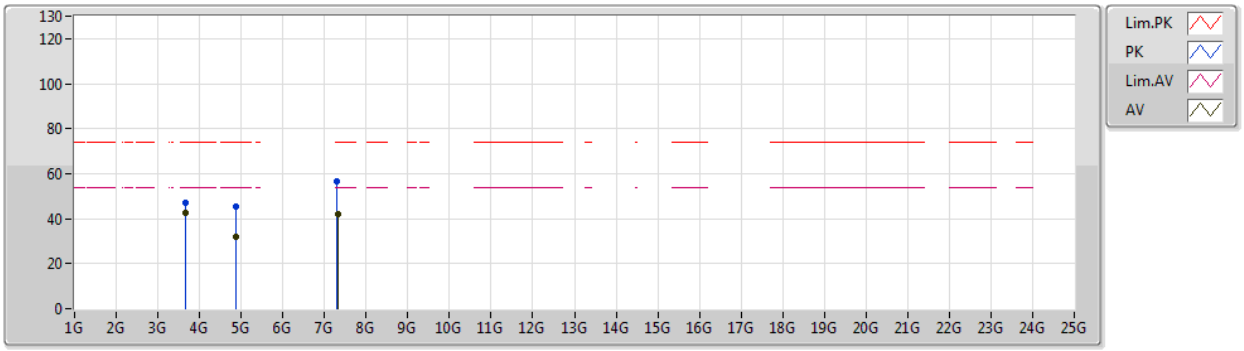

Type	Freq	Level	Limit	Margin	Factor	Dist	Condition	Azimuth	Height	Comment	Raw	AF	CL	PA
	(Hz)	(dBuV/m)	(dBuV/m)	(dB)	(dB)	(m)		(°)	(m)		(dBuV)	(dB)	(dB)	(dB)
AV	3.65551G	42.57	54.00	-11.43	1.01	3	Horizontal	292	3.00	-	41.56	29.08	6.02	34.09
AV	4.87496G	31.68	54.00	-22.32	4.41	3	Horizontal	356	1.26	-	27.27	31.47	6.81	33.87
AV	7.31196G	41.94	54.00	-12.06	10.51	3	Horizontal	6	1.61	-	31.43	36.01	8.61	34.11
PK	3.65546G	46.99	74.00	-27.01	1.01	3	Horizontal	292	3.00	-	45.98	29.08	6.02	34.09
PK	4.87946G	45.43	74.00	-28.57	4.42	3	Horizontal	356	1.26	-	41.01	31.48	6.81	33.87
PK	7.30218G	56.58	74.00	-17.42	10.49	3	Horizontal	6	1.61	-	46.09	35.99	8.61	34.11

Remark :

Level (dBuV/m) = Raw(Read Level) + AF(Antenna Factor) + CL(Cable Loss) - PA(Preamp Factor) 992618

802.11ax HEW20_Nss1,(MCS0)_1TX

2457MHz_TX

04/02/2020

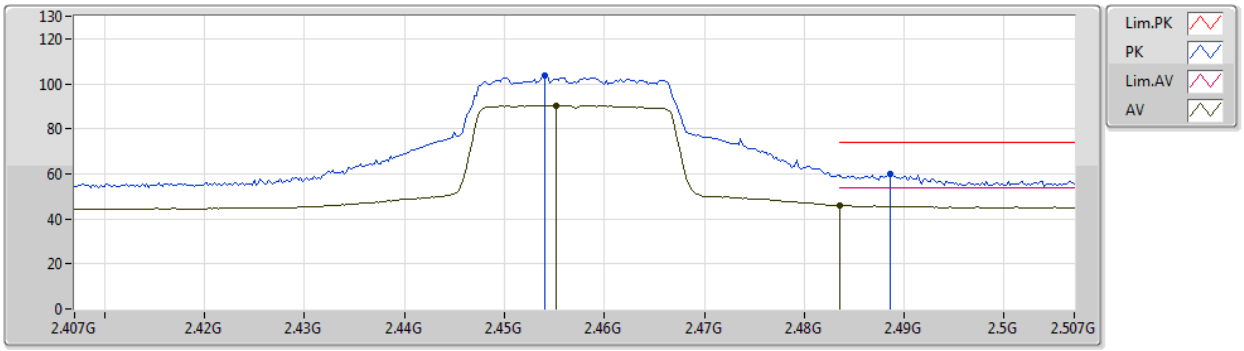

Type	Freq	Level	Limit	Margin	Factor	Dist	Condition	Azimuth	Height	Comment	Raw	AF	CL	PA
	(Hz)	(dBuV/m)	(dBuV/m)	(dB)	(dB)	(m)		(°)	(m)		(dBuV)	(dB)	(dB)	(dB)
AV	2.4552G	90.40	Inf	-Inf	32.36	3	Vertical	46	1.40	-	58.04	27.57	4.79	-
AV	2.4835G	45.91	54.00	-8.09	32.48	3	Vertical	46	1.40	-	13.43	27.65	4.83	-
PK	2.454G	103.44	Inf	-Inf	32.35	3	Vertical	46	1.40	-	71.09	27.56	4.79	-
PK	2.4886G	59.87	74.00	-14.13	32.50	3	Vertical	46	1.40	-	27.37	27.67	4.83	-

802.11ax HEW20_Nss1,(MCS0)_1TX

2457MHz_TX

04/02/2020

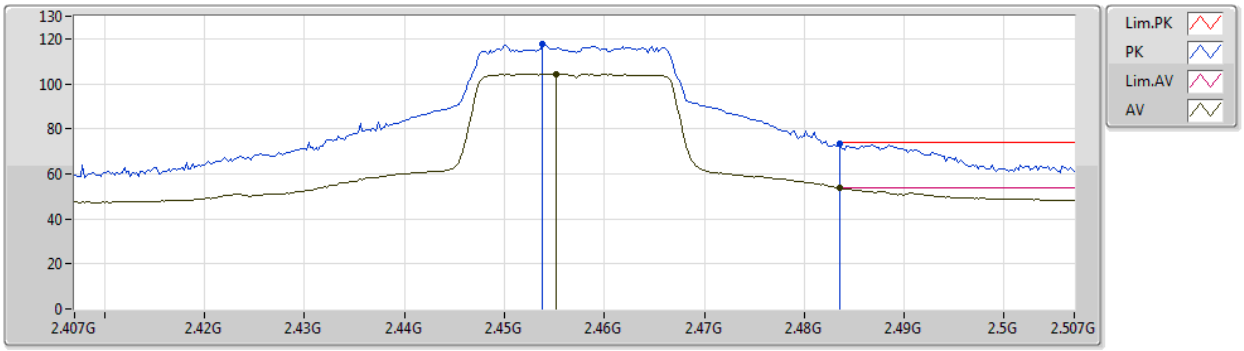

Type	Freq	Level	Limit	Margin	Factor	Dist	Condition	Azimuth	Height	Comment	Raw	AF	CL	PA
	(Hz)	(dBuV/m)	(dBuV/m)	(dB)	(dB)	(m)		(°)	(m)		(dBuV)	(dB)	(dB)	(dB)
AV	2.4552G	104.25	Inf	-Inf	32.36	3	Horizontal	360	1.99	-	71.89	27.57	4.79	-
AV	2.4835G	53.76	54.00	-0.24	32.48	3	Horizontal	360	1.99	-	21.28	27.65	4.83	-
PK	2.4538G	117.43	Inf	-Inf	32.35	3	Horizontal	360	1.99	-	85.08	27.56	4.79	-
PK	2.4836G	73.42	74.00	-0.58	32.48	3	Horizontal	360	1.99	-	40.94	27.65	4.83	-

802.11ax HEW20_Nss1,(MCS0)_1TX

2462MHz_TX

04/02/2020

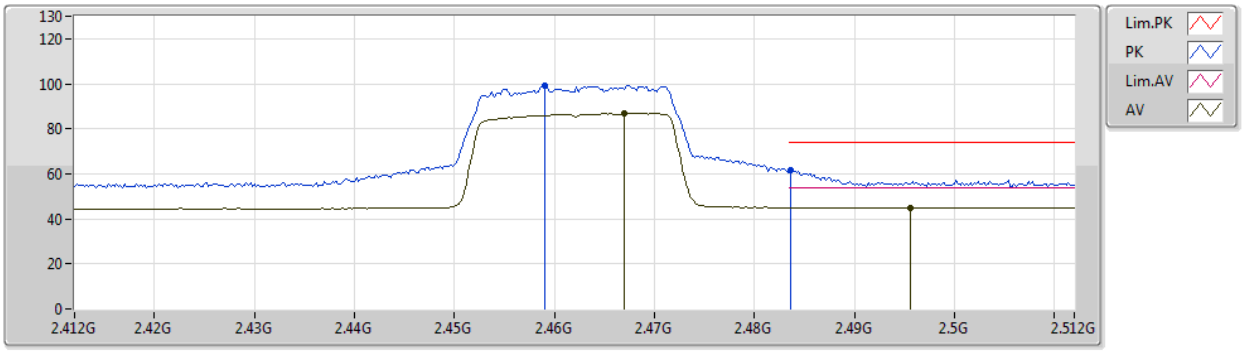

Type	Freq	Level	Limit	Margin	Factor	Dist	Condition	Azimuth	Height	Comment	Raw	AF	CL	PA
	(Hz)	(dBuV/m)	(dBuV/m)	(dB)	(dB)	(m)		(°)	(m)		(dBuV)	(dB)	(dB)	(dB)
AV	2.467G	86.85	Inf	-Inf	32.41	3	Vertical	43	1.32	-	54.44	27.60	4.81	-
AV	2.4956G	45.07	54.00	-8.93	32.53	3	Vertical	43	1.32	-	12.54	27.69	4.84	-
PK	2.459G	99.16	Inf	-Inf	32.38	3	Vertical	43	1.32	-	66.78	27.58	4.80	-
PK	2.4836G	61.61	74.00	-12.39	32.48	3	Vertical	43	1.32	-	29.13	27.65	4.83	-

802.11ax HEW20_Nss1,(MCS0)_1TX

2462MHz_TX

04/02/2020

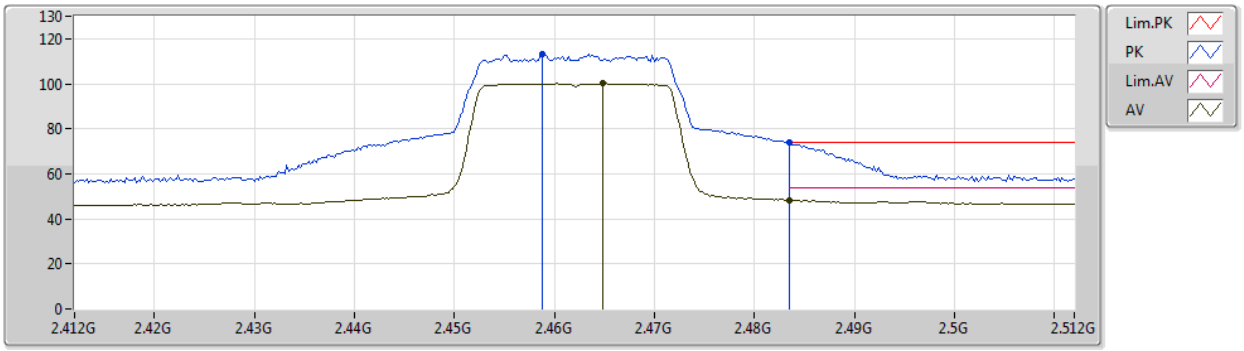

Type	Freq	Level	Limit	Margin	Factor	Dist	Condition	Azimuth	Height	Comment	Raw	AF	CL	PA
	(Hz)	(dBuV/m)	(dBuV/m)	(dB)	(dB)	(m)		(°)	(m)		(dBuV)	(dB)	(dB)	(dB)
AV	2.4648G	100.11	Inf	-Inf	32.40	3	Horizontal	358	1.64	-	67.71	27.59	4.81	-
AV	2.4835G	48.15	54.00	-5.85	32.48	3	Horizontal	358	1.64	-	15.67	27.65	4.83	-
PK	2.4588G	113.17	Inf	-Inf	32.38	3	Horizontal	358	1.64	-	80.79	27.58	4.80	-
PK	2.4835G	73.81	74.00	-0.19	32.48	3	Horizontal	358	1.64	-	41.33	27.65	4.83	-

802.11ax HEW20_Nss1,(MCS0)_1TX

2462MHz_TX

04/02/2020

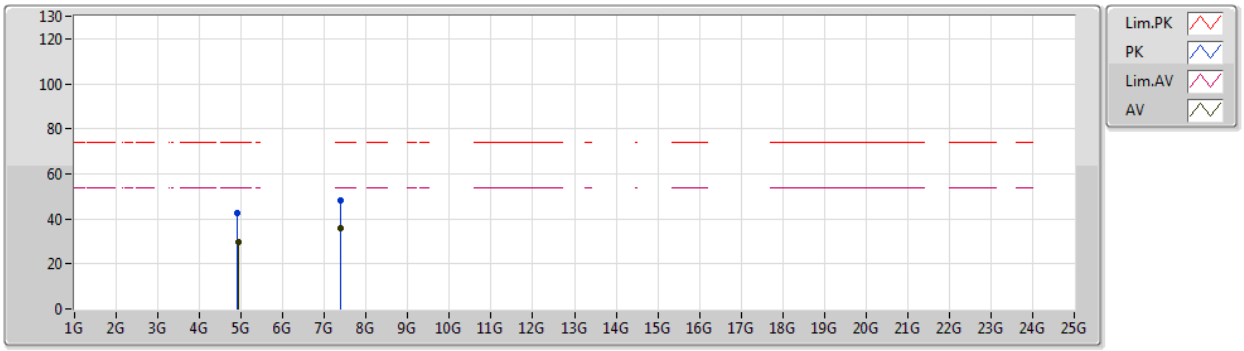

Type	Freq	Level	Limit	Margin	Factor	Dist	Condition	Azimuth	Height	Comment	Raw	AF	CL	PA
	(Hz)	(dBuV/m)	(dBuV/m)	(dB)	(dB)	(m)		(°)	(m)		(dBuV)	(dB)	(dB)	(dB)
AV	4.93852G	29.47	54.00	-24.53	4.58	3	Vertical	204	1.45	-	24.89	31.59	6.83	33.84
AV	7.39452G	35.59	54.00	-18.41	10.78	3	Vertical	257	1.49	-	24.81	36.23	8.66	34.11
PK	4.91464G	42.66	74.00	-31.34	4.52	3	Vertical	204	1.45	-	38.14	31.55	6.82	33.85
PK	7.39374G	48.22	74.00	-25.78	10.77	3	Vertical	257	1.49	-	37.45	36.22	8.66	34.11

802.11ax HEW20_Nss1,(MCS0)_1TX

2462MHz_TX

04/02/2020

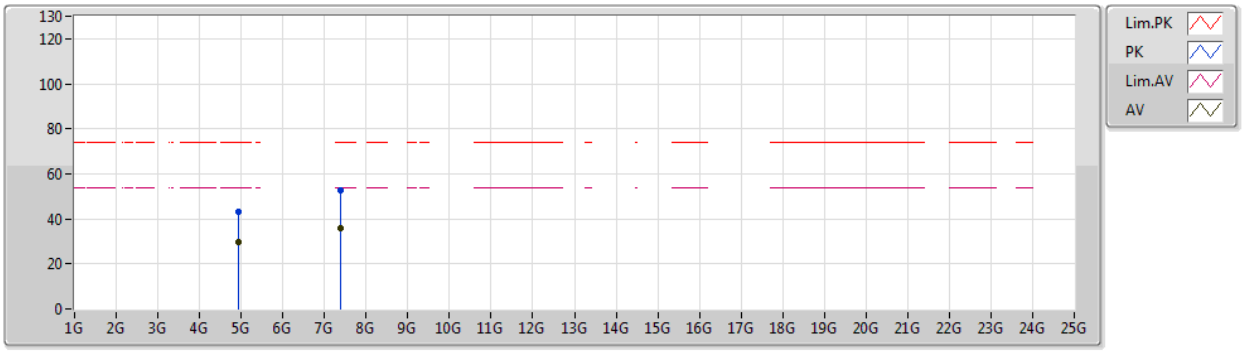

Type	Freq	Level	Limit	Margin	Factor	Dist	Condition	Azimuth	Height	Comment	Raw	AF	CL	PA
	(Hz)	(dBuV/m)	(dBuV/m)	(dB)	(dB)	(m)		(°)	(m)		(dBuV)	(dB)	(dB)	(dB)
AV	4.9231G	29.51	54.00	-24.49	4.53	3	Horizontal	360	2.60	-	24.98	31.56	6.82	33.85
AV	7.39428G	35.82	54.00	-18.18	10.78	3	Horizontal	355	1.95	-	25.04	36.23	8.66	34.11
PK	4.93156G	43.23	74.00	-30.77	4.57	3	Horizontal	360	2.60	-	38.66	31.58	6.83	33.84
PK	7.38972G	52.83	74.00	-21.17	10.75	3	Horizontal	355	1.95	-	42.08	36.21	8.65	34.11

Remark :

Level (dBuV/m) = Raw(Read Level) + AF(Antenna Factor) + CL(Cable Loss) - PA(Preamp Factor) 992618

802.11ax HEW40_Nss1,(MCS0)_1TX

2422MHz_TX

04/02/2020

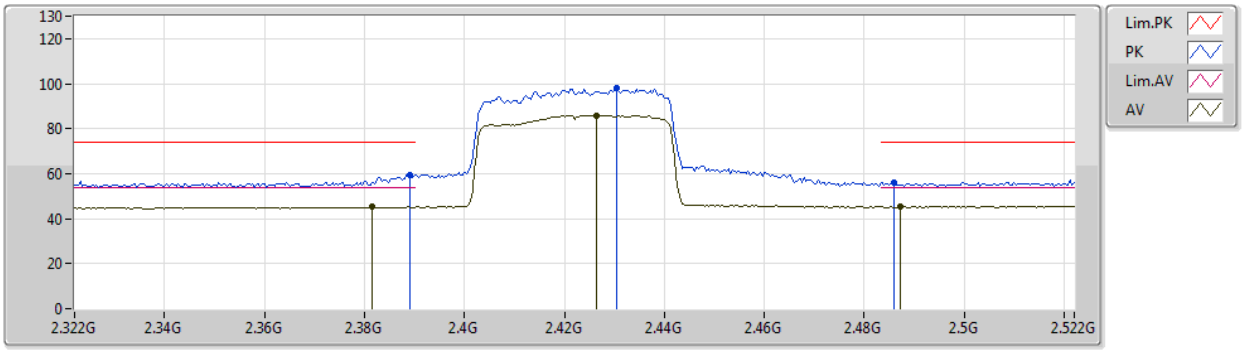

Type	Freq	Level	Limit	Margin	Factor	Dist	Condition	Azimuth	Height	Comment	Raw	AF	CL	PA
	(Hz)	(dBuV/m)	(dBuV/m)	(dB)	(dB)	(m)		(°)	(m)		(dBuV)	(dB)	(dB)	(dB)
AV	2.3816G	45.28	54.00	-8.72	32.05	3	Vertical	43	1.48	-	13.23	27.34	4.71	-
AV	2.4264G	85.97	Inf	-Inf	32.24	3	Vertical	43	1.48	-	53.73	27.48	4.76	-
AV	2.4872G	45.47	54.00	-8.53	32.49	3	Vertical	43	1.48	-	12.98	27.66	4.83	-
PK	2.3892G	59.28	74.00	-14.72	32.09	3	Vertical	43	1.48	-	27.19	27.37	4.72	-
PK	2.4304G	98.28	Inf	-Inf	32.26	3	Vertical	43	1.48	-	66.02	27.49	4.77	-
PK	2.486G	56.09	74.00	-17.91	32.49	3	Vertical	43	1.48	-	23.60	27.66	4.83	-

802.11ax HEW40_Nss1,(MCS0)_1TX

2422MHz_TX

04/02/2020

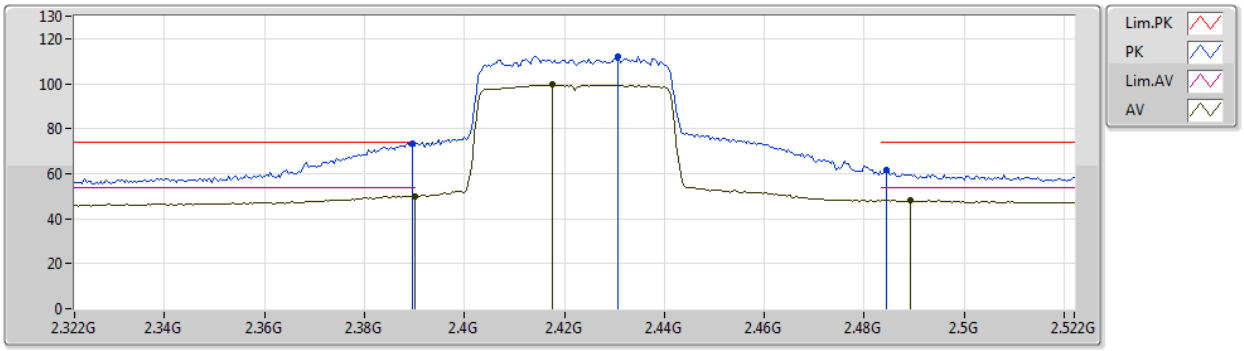

Type	Freq	Level	Limit	Margin	Factor	Dist	Condition	Azimuth	Height	Comment	Raw	AF	CL	PA
	(Hz)	(dBuV/m)	(dBuV/m)	(dB)	(dB)	(m)		(°)	(m)		(dBuV)	(dB)	(dB)	(dB)
AV	2.39G	50.05	54.00	-3.95	32.09	3	Horizontal	359	1.83	-	17.96	27.37	4.72	-
AV	2.4176G	99.48	Inf	-Inf	32.20	3	Horizontal	359	1.83	-	67.28	27.45	4.75	-
AV	2.4892G	48.13	54.00	-5.87	32.50	3	Horizontal	359	1.83	-	15.63	27.67	4.83	-
PK	2.3896G	73.40	74.00	-0.60	32.09	3	Horizontal	359	1.83	-	41.31	27.37	4.72	-
PK	2.4308G	112.32	Inf	-Inf	32.26	3	Horizontal	359	1.83	-	80.06	27.49	4.77	-
PK	2.4844G	61.46	74.00	-12.54	32.48	3	Horizontal	359	1.83	-	28.98	27.65	4.83	-

802.11ax HEW40_Nss1,(MCS0)_1TX

2422MHz_TX

04/02/2020

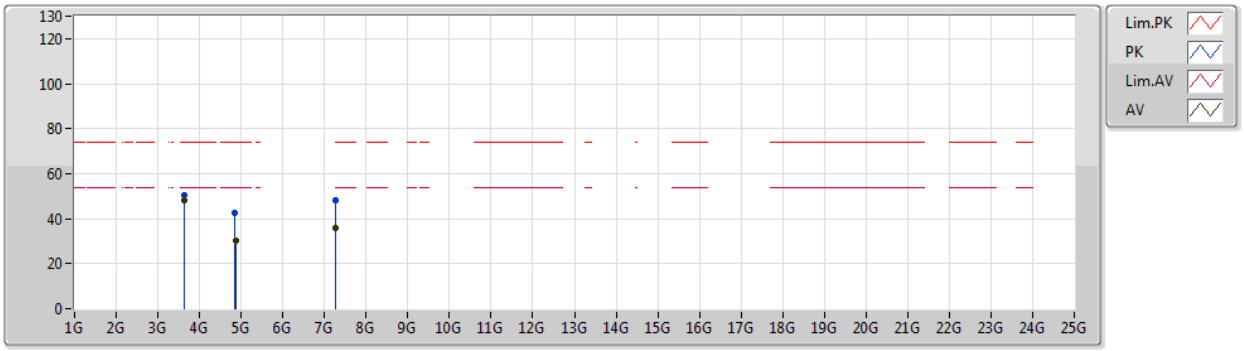

Type	Freq	Level	Limit	Margin	Factor	Dist	Condition	Azimuth	Height	Comment	Raw	AF	CL	PA
	(Hz)	(dBuV/m)	(dBuV/m)	(dB)	(dB)	(m)		(°)	(m)		(dBuV)	(dB)	(dB)	(dB)
AV	3.63302G	48.02	54.00	-5.98	0.91	3	Vertical	27	1.00	-	47.11	29.04	5.97	34.10
AV	4.85894G	30.05	54.00	-23.95	4.37	3	Vertical	239	1.50	-	25.68	31.45	6.80	33.88
AV	7.25484G	35.74	54.00	-18.26	10.33	3	Vertical	254	2.69	-	25.41	35.86	8.58	34.11
PK	3.63302G	50.28	74.00	-23.72	0.91	3	Vertical	27	1.00	-	49.37	29.04	5.97	34.10
PK	4.85522G	42.34	74.00	-31.66	4.36	3	Vertical	239	1.50	-	37.98	31.44	6.80	33.88
PK	7.2762G	48.29	74.00	-25.71	10.40	3	Vertical	254	2.69	-	37.89	35.92	8.59	34.11

802.11ax HEW40_Nss1,(MCS0)_1TX

2422MHz_TX

04/02/2020

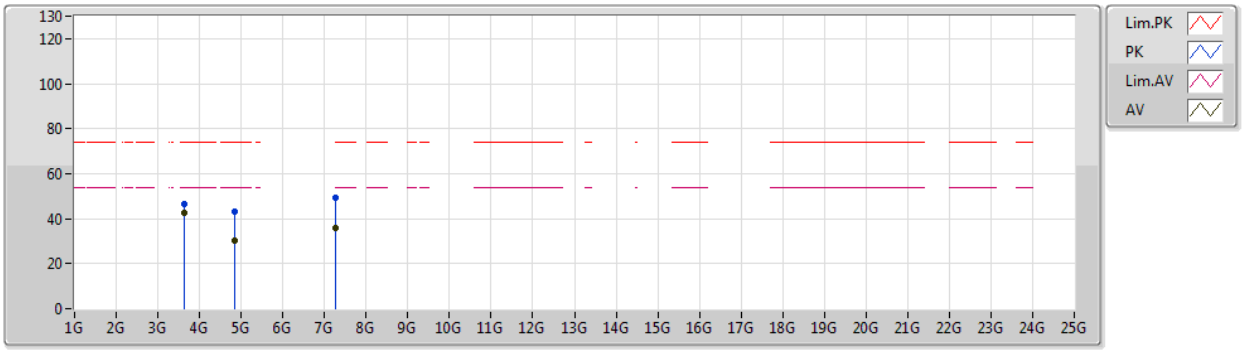

Type	Freq	Level	Limit	Margin	Factor	Dist	Condition	Azimuth	Height	Comment	Raw	AF	CL	PA
	(Hz)	(dBuV/m)	(dBuV/m)	(dB)	(dB)	(m)		(°)	(m)		(dBuV)	(dB)	(dB)	(dB)
AV	3.63303G	42.47	54.00	-11.53	0.91	3	Horizontal	316	2.28	-	41.56	29.04	5.97	34.10
AV	4.83968G	30.38	54.00	-23.62	4.32	3	Horizontal	31	1.50	-	26.06	31.41	6.80	33.89
AV	7.25928G	36.04	54.00	-17.96	10.34	3	Horizontal	7	1.47	-	25.70	35.87	8.58	34.11
PK	3.63299G	46.43	74.00	-27.57	0.91	3	Horizontal	316	2.28	-	45.52	29.04	5.97	34.10
PK	4.83998G	42.99	74.00	-31.01	4.32	3	Horizontal	31	1.50	-	38.67	31.41	6.80	33.89
PK	7.2663G	49.07	74.00	-24.93	10.37	3	Horizontal	7	1.47	-	38.70	35.89	8.59	34.11

802.11ax HEW40_Nss1,(MCS0)_1TX

2427MHz_TX

04/02/2020

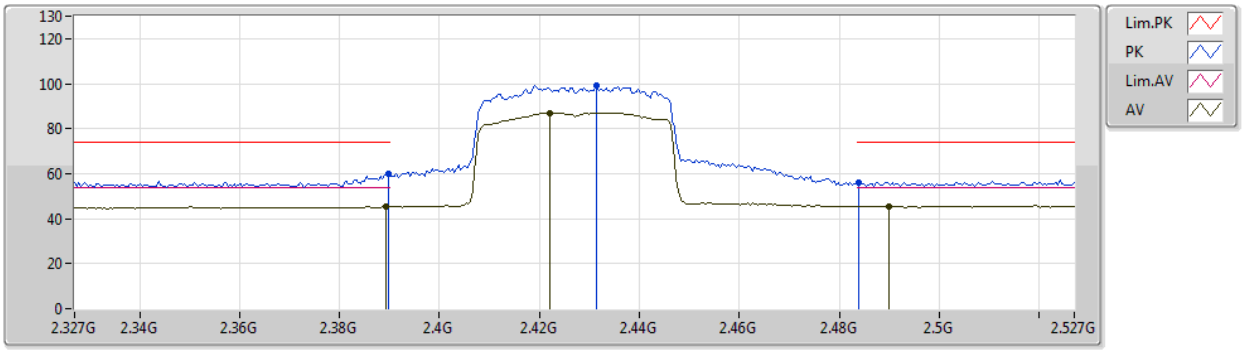

Type	Freq	Level	Limit	Margin	Factor	Dist	Condition	Azimuth	Height	Comment	Raw	AF	CL	PA
	(Hz)	(dBuV/m)	(dBuV/m)	(dB)	(dB)	(m)		(°)	(m)		(dBuV)	(dB)	(dB)	(dB)
AV	2.3894G	45.53	54.00	-8.47	32.09	3	Vertical	43	1.50	-	13.44	27.37	4.72	-
AV	2.4222G	87.09	Inf	-Inf	32.23	3	Vertical	43	1.50	-	54.86	27.47	4.76	-
AV	2.4898G	45.52	54.00	-8.48	32.51	3	Vertical	43	1.50	-	13.01	27.67	4.84	-
PK	2.3898G	59.80	74.00	-14.20	32.09	3	Vertical	43	1.50	-	27.71	27.37	4.72	-
PK	2.4314G	99.06	Inf	-Inf	32.26	3	Vertical	43	1.50	-	66.80	27.49	4.77	-
PK	2.4838G	56.00	74.00	-18.00	32.48	3	Vertical	43	1.50	-	23.52	27.65	4.83	-

802.11ax HEW40_Nss1,(MCS0)_1TX

2427MHz_TX

04/02/2020

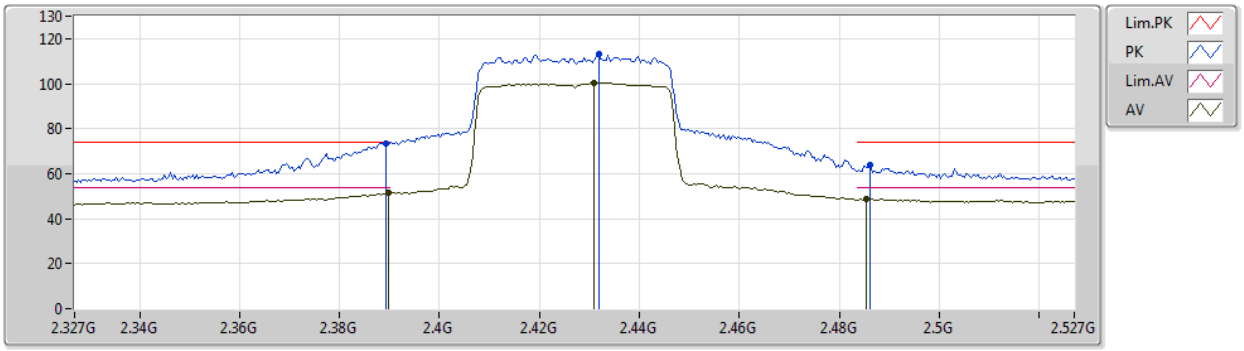

Type	Freq	Level	Limit	Margin	Factor	Dist	Condition	Azimuth	Height	Comment	Raw	AF	CL	PA
	(Hz)	(dBuV/m)	(dBuV/m)	(dB)	(dB)	(m)		(°)	(m)		(dBuV)	(dB)	(dB)	(dB)
AV	2.3898G	51.45	54.00	-2.55	32.09	3	Horizontal	346	1.49	-	19.36	27.37	4.72	-
AV	2.431G	100.48	Inf	-Inf	32.26	3	Horizontal	346	1.49	-	68.22	27.49	4.77	-
AV	2.4854G	48.76	54.00	-5.24	32.49	3	Horizontal	346	1.49	-	16.27	27.66	4.83	-
PK	2.3894G	73.36	74.00	-0.64	32.09	3	Horizontal	346	1.49	-	41.27	27.37	4.72	-
PK	2.4318G	113.01	Inf	-Inf	32.27	3	Horizontal	346	1.49	-	80.74	27.50	4.77	-
PK	2.4862G	63.80	74.00	-10.20	32.49	3	Horizontal	346	1.49	-	31.31	27.66	4.83	-

802.11ax HEW40_Nss1,(MCS0)_1TX

2437MHz_TX

04/02/2020

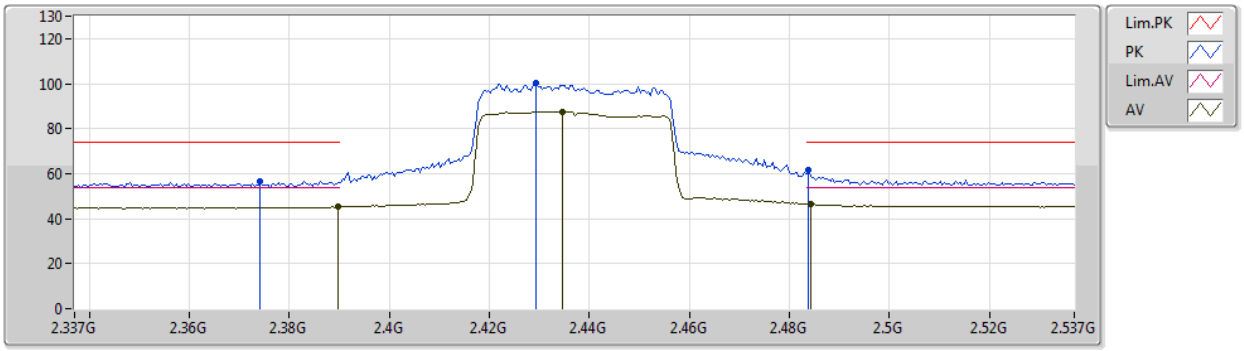

Type	Freq	Level	Limit	Margin	Factor	Dist	Condition	Azimuth	Height	Comment	Raw	AF	CL	PA
	(Hz)	(dBuV/m)	(dBuV/m)	(dB)	(dB)	(m)		(°)	(m)		(dBuV)	(dB)	(dB)	(dB)
AV	2.3898G	45.23	54.00	-8.77	32.09	3	Vertical	45	1.50	-	13.14	27.37	4.72	-
AV	2.4346G	87.68	Inf	-Inf	32.27	3	Vertical	45	1.50	-	55.41	27.50	4.77	-
AV	2.4842G	46.47	54.00	-7.53	32.48	3	Vertical	45	1.50	-	13.99	27.65	4.83	-
PK	2.3742G	56.73	74.00	-17.27	32.02	3	Vertical	45	1.50	-	24.71	27.32	4.70	-
PK	2.4294G	100.17	Inf	-Inf	32.25	3	Vertical	45	1.50	-	67.92	27.49	4.76	-
PK	2.4838G	61.52	74.00	-12.48	32.48	3	Vertical	45	1.50	-	29.04	27.65	4.83	-

802.11ax HEW40_Nss1,(MCS0)_1TX

2437MHz_TX

04/02/2020

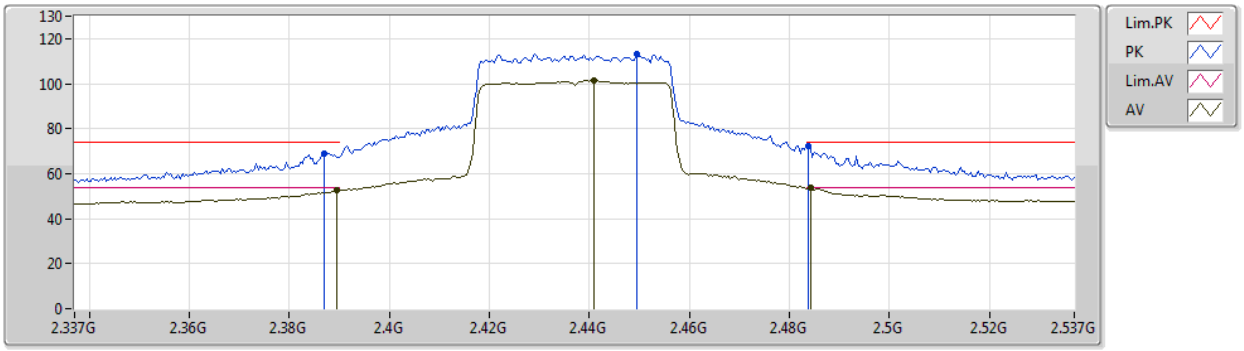

Type	Freq	Level	Limit	Margin	Factor	Dist	Condition	Azimuth	Height	Comment	Raw	AF	CL	PA
	(Hz)	(dBuV/m)	(dBuV/m)	(dB)	(dB)	(m)		(°)	(m)		(dBuV)	(dB)	(dB)	(dB)
AV	2.3894G	52.65	54.00	-1.35	32.09	3	Horizontal	345	2.03	-	20.56	27.37	4.72	-
AV	2.441G	101.35	Inf	-Inf	32.30	3	Horizontal	345	2.03	-	69.05	27.52	4.78	-
AV	2.4842G	53.59	54.00	-0.41	32.48	3	Horizontal	345	2.03	-	21.11	27.65	4.83	-
PK	2.387G	68.88	74.00	-5.12	32.07	3	Horizontal	345	2.03	-	36.81	27.36	4.71	-
PK	2.4494G	112.94	Inf	-Inf	32.34	3	Horizontal	345	2.03	-	80.60	27.55	4.79	-
PK	2.4838G	72.36	74.00	-1.64	32.48	3	Horizontal	345	2.03	-	39.88	27.65	4.83	-

802.11ax HEW40_Nss1,(MCS0)_1TX

2437MHz_TX

04/02/2020

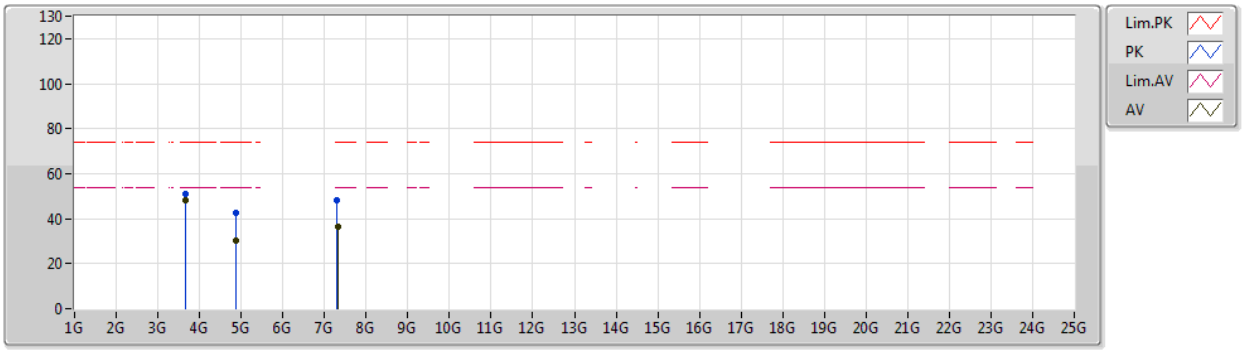

Type	Freq	Level	Limit	Margin	Factor	Dist	Condition	Azimuth	Height	Comment	Raw	AF	CL	PA
	(Hz)	(dBuV/m)	(dBuV/m)	(dB)	(dB)	(m)		(°)	(m)		(dBuV)	(dB)	(dB)	(dB)
AV	3.6555G	48.34	54.00	-5.66	1.01	3	Vertical	356	3.00	-	47.33	29.08	6.02	34.09
AV	4.889G	30.08	54.00	-23.92	4.44	3	Vertical	326	1.49	-	25.64	31.50	6.81	33.87
AV	7.31208G	36.23	54.00	-17.77	10.51	3	Vertical	325	2.24	-	25.72	36.01	8.61	34.11
PK	3.65559G	50.77	74.00	-23.23	1.01	3	Vertical	356	3.00	-	49.76	29.08	6.02	34.09
PK	4.88726G	42.79	74.00	-31.21	4.44	3	Vertical	326	1.49	-	38.35	31.50	6.81	33.87
PK	7.30596G	48.08	74.00	-25.92	10.50	3	Vertical	325	2.24	-	37.58	36.00	8.61	34.11

802.11ax HEW40_Nss1,(MCS0)_1TX

2437MHz_TX

04/02/2020

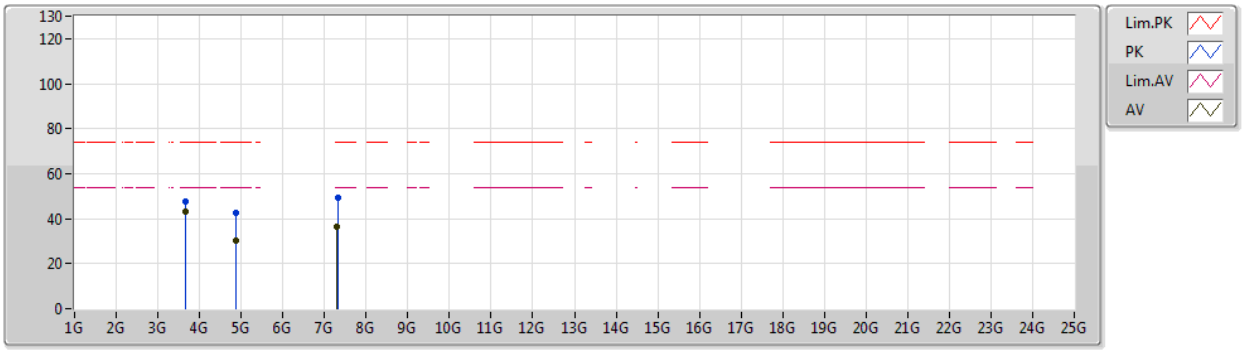

Type	Freq	Level	Limit	Margin	Factor	Dist	Condition	Azimuth	Height	Comment	Raw	AF	CL	PA
	(Hz)	(dBuV/m)	(dBuV/m)	(dB)	(dB)	(m)		(°)	(m)		(dBuV)	(dB)	(dB)	(dB)
AV	3.65546G	43.21	54.00	-10.79	1.01	3	Horizontal	294	2.78	-	42.20	29.08	6.02	34.09
AV	4.88882G	30.28	54.00	-23.72	4.44	3	Horizontal	45	1.50	-	25.84	31.50	6.81	33.87
AV	7.30914G	36.46	54.00	-17.54	10.50	3	Horizontal	8	1.45	-	25.96	36.00	8.61	34.11
PK	3.65552G	47.35	74.00	-26.65	1.01	3	Horizontal	294	2.78	-	46.34	29.08	6.02	34.09
PK	4.86182G	42.85	74.00	-31.15	4.37	3	Horizontal	45	1.50	-	38.48	31.45	6.80	33.88
PK	7.31388G	49.52	74.00	-24.48	10.52	3	Horizontal	8	1.45	-	39.00	36.02	8.61	34.11

802.11ax HEW40_Nss1,(MCS0)_1TX

2447MHz_TX

04/02/2020

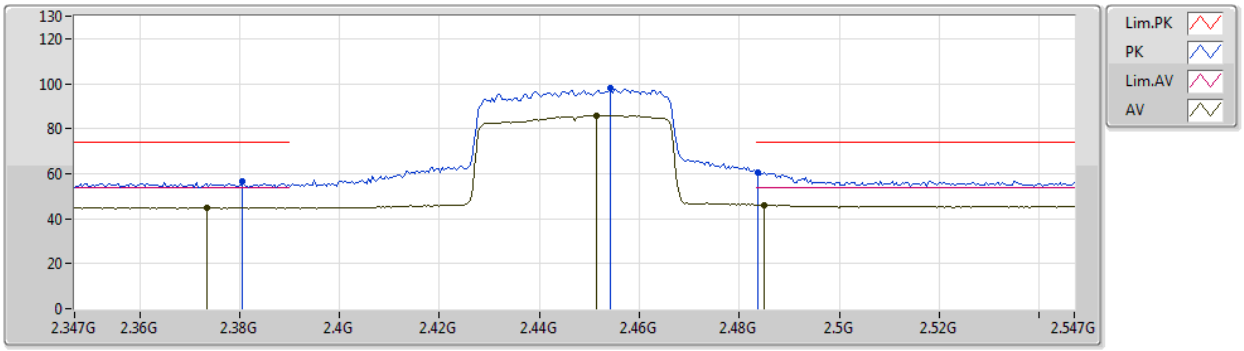

Type	Freq	Level	Limit	Margin	Factor	Dist	Condition	Azimuth	Height	Comment	Raw	AF	CL	PA
	(Hz)	(dBuV/m)	(dBuV/m)	(dB)	(dB)	(m)		(°)	(m)		(dBuV)	(dB)	(dB)	(dB)
AV	2.3734G	44.98	54.00	-9.02	32.02	3	Vertical	46	1.40	-	12.96	27.32	4.70	-
AV	2.4514G	85.95	Inf	-Inf	32.34	3	Vertical	46	1.40	-	53.61	27.55	4.79	-
AV	2.485G	46.11	54.00	-7.89	32.48	3	Vertical	46	1.40	-	13.63	27.65	4.83	-
PK	2.3806G	56.43	74.00	-17.57	32.05	3	Vertical	46	1.40	-	24.38	27.34	4.71	-
PK	2.4542G	98.02	Inf	-Inf	32.35	3	Vertical	46	1.40	-	65.67	27.56	4.79	-
PK	2.4838G	60.76	74.00	-13.24	32.48	3	Vertical	46	1.40	-	28.28	27.65	4.83	-

802.11ax HEW40_Nss1,(MCS0)_1TX

2447MHz_TX

04/02/2020

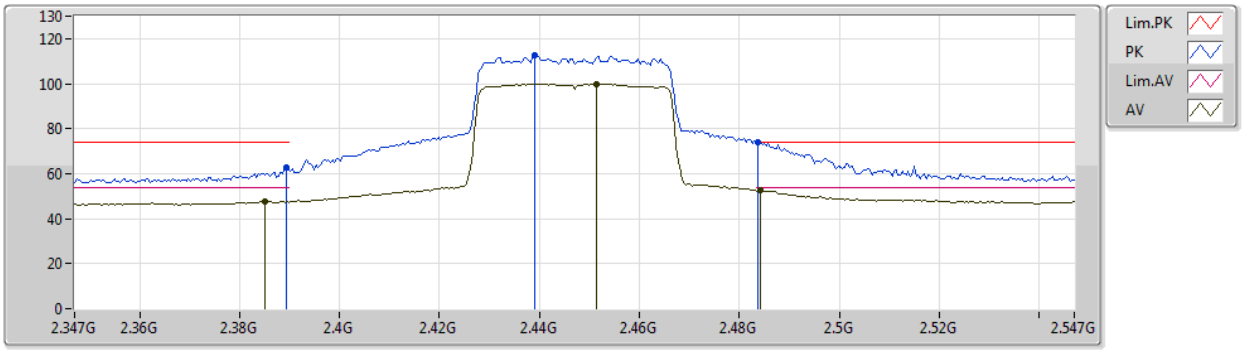

Type	Freq	Level	Limit	Margin	Factor	Dist	Condition	Azimuth	Height	Comment	Raw	AF	CL	PA
	(Hz)	(dBuV/m)	(dBuV/m)	(dB)	(dB)	(m)		(°)	(m)		(dBuV)	(dB)	(dB)	(dB)
AV	2.385G	47.58	54.00	-6.42	32.07	3	Horizontal	360	2.23	-	15.51	27.36	4.71	-
AV	2.4514G	100.02	Inf	-Inf	32.34	3	Horizontal	360	2.23	-	67.68	27.55	4.79	-
AV	2.4842G	52.65	54.00	-1.35	32.48	3	Horizontal	360	2.23	-	20.17	27.65	4.83	-
PK	2.3894G	62.99	74.00	-11.01	32.09	3	Horizontal	360	2.23	-	30.90	27.37	4.72	-
PK	2.439G	112.52	Inf	-Inf	32.30	3	Horizontal	360	2.23	-	80.22	27.52	4.78	-
PK	2.4838G	73.76	74.00	-0.24	32.48	3	Horizontal	360	2.23	-	41.28	27.65	4.83	-

802.11ax HEW40_Nss1,(MCS0)_1TX

2452MHz_TX

04/02/2020

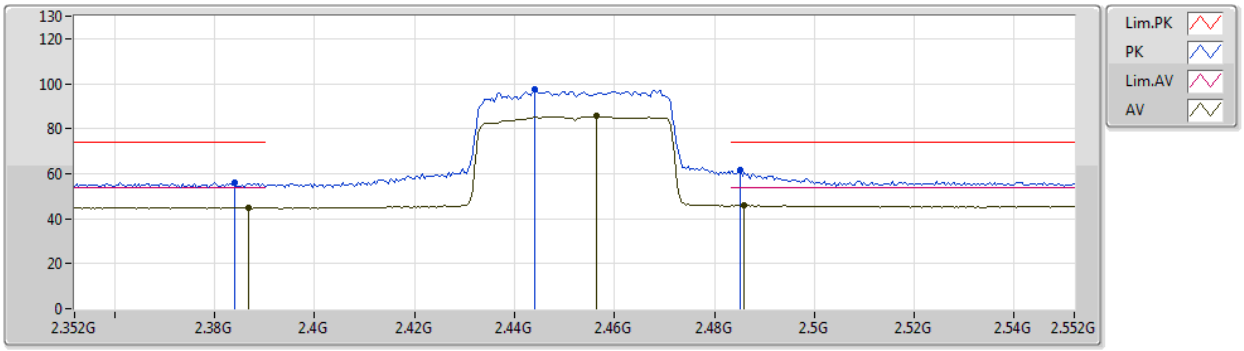

Type	Freq	Level	Limit	Margin	Factor	Dist	Condition	Azimuth	Height	Comment	Raw	AF	CL	PA
	(Hz)	(dBuV/m)	(dBuV/m)	(dB)	(dB)	(m)		(°)	(m)		(dBuV)	(dB)	(dB)	(dB)
AV	2.3868G	45.00	54.00	-9.00	32.07	3	Vertical	44	1.38	-	12.93	27.36	4.71	-
AV	2.4564G	85.65	Inf	-Inf	32.37	3	Vertical	44	1.38	-	53.28	27.57	4.80	-
AV	2.486G	45.89	54.00	-8.11	32.49	3	Vertical	44	1.38	-	13.40	27.66	4.83	-
PK	2.384G	56.12	74.00	-17.88	32.06	3	Vertical	44	1.38	-	24.06	27.35	4.71	-
PK	2.444G	97.61	Inf	-Inf	32.31	3	Vertical	44	1.38	-	65.30	27.53	4.78	-
PK	2.4852G	61.58	74.00	-12.42	32.49	3	Vertical	44	1.38	-	29.09	27.66	4.83	-

802.11ax HEW40_Nss1,(MCS0)_1TX

2452MHz_TX

04/02/2020

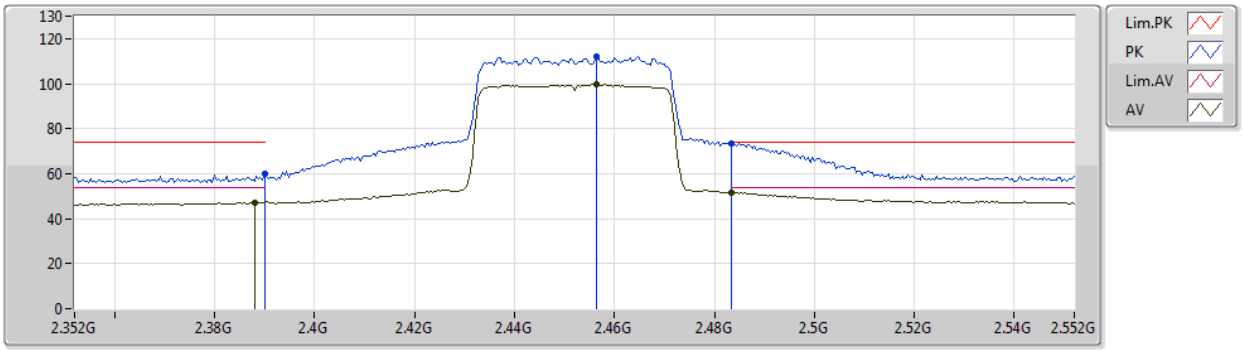

Type	Freq	Level	Limit	Margin	Factor	Dist	Condition	Azimuth	Height	Comment	Raw	AF	CL	PA
	(Hz)	(dBuV/m)	(dBuV/m)	(dB)	(dB)	(m)		(°)	(m)		(dBuV)	(dB)	(dB)	(dB)
AV	2.388G	47.09	54.00	-6.91	32.08	3	Horizontal	360	2.01	-	15.01	27.36	4.72	-
AV	2.4564G	99.75	Inf	-Inf	32.37	3	Horizontal	360	2.01	-	67.38	27.57	4.80	-
AV	2.4835G	51.54	54.00	-2.46	32.48	3	Horizontal	360	2.01	-	19.06	27.65	4.83	-
PK	2.39G	59.84	74.00	-14.16	32.09	3	Horizontal	360	2.01	-	27.75	27.37	4.72	-
PK	2.4564G	112.28	Inf	-Inf	32.37	3	Horizontal	360	2.01	-	79.91	27.57	4.80	-
PK	2.4835G	73.63	74.00	-0.37	32.48	3	Horizontal	360	2.01	-	41.15	27.65	4.83	-

802.11ax HEW40_Nss1,(MCS0)_1TX

2452MHz_TX

04/02/2020

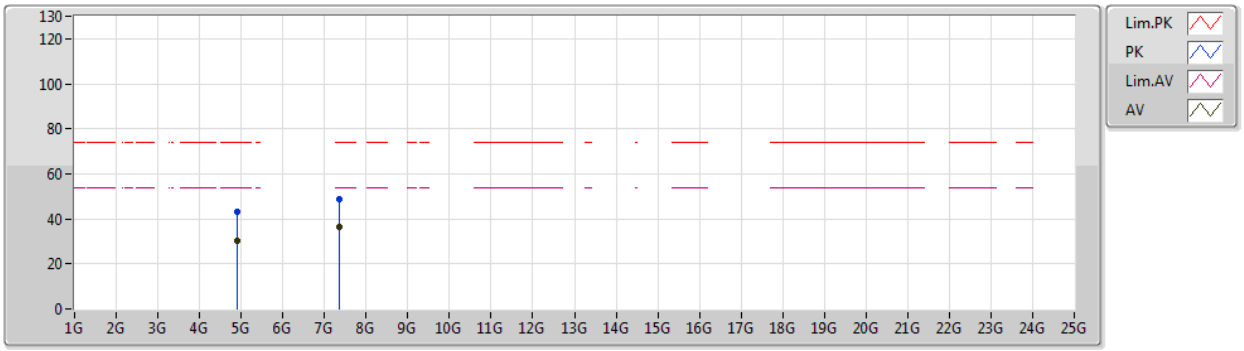

Type	Freq	Level	Limit	Margin	Factor	Dist	Condition	Azimuth	Height	Comment	Raw	AF	CL	PA
	(Hz)	(dBuV/m)	(dBuV/m)	(dB)	(dB)	(m)		(°)	(m)		(dBuV)	(dB)	(dB)	(dB)
AV	4.89362G	30.44	54.00	-23.56	4.46	3	Vertical	87	1.49	-	25.98	31.51	6.81	33.86
AV	7.35924G	36.18	54.00	-17.82	10.66	3	Vertical	252	1.48	-	25.52	36.13	8.64	34.11
PK	4.89266G	42.92	74.00	-31.08	4.46	3	Vertical	87	1.49	-	38.46	31.51	6.81	33.86
PK	7.34838G	48.92	74.00	-25.08	10.63	3	Vertical	252	1.48	-	38.29	36.11	8.63	34.11

802.11ax HEW40_Nss1,(MCS0)_1TX

2452MHz_TX

04/02/2020

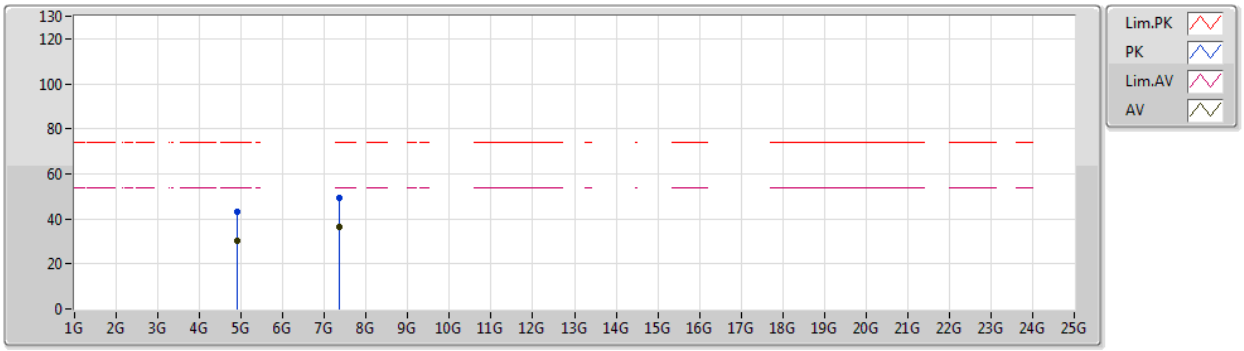

Type	Freq	Level	Limit	Margin	Factor	Dist	Condition	Azimuth	Height	Comment	Raw	AF	CL	PA
	(Hz)	(dBuV/m)	(dBuV/m)	(dB)	(dB)	(m)		(°)	(m)		(dBuV)	(dB)	(dB)	(dB)
AV	4.90736G	30.50	54.00	-23.50	4.49	3	Horizontal	274	1.49	-	26.01	31.53	6.82	33.86
AV	7.36974G	36.45	54.00	-17.55	10.69	3	Horizontal	360	1.48	-	25.76	36.16	8.64	34.11
PK	4.89038G	43.05	74.00	-30.95	4.45	3	Horizontal	274	1.49	-	38.60	31.50	6.81	33.86
PK	7.3677G	49.49	74.00	-24.51	10.69	3	Horizontal	360	1.48	-	38.80	36.16	8.64	34.11

Summary

Mode	Result	Type	Freq (Hz)	Level (dBuV/m)	Limit (dBuV/m)	Margin (dB)	Dist (m)	Condition	Azimuth (°)	Height (m)	Comments
2.4-2.4835GHz	-	-	-	-	-	-	-	-	-	-	-
802.11ax HEW40_Nss2,(MCS0)_2TX	Pass	PK	33.88M	35.31	40.00	-4.69	3	Vertical	0	1.00	-

Remark :
Level (dBuV/m) = Raw(Read Level) + AF(Antenna Factor) + CL(Cable Loss) - PA(Preamp Factor) 992618

Result

Mode	Result	Type	Freq (Hz)	Level (dBuV/m)	Limit (dBuV/m)	Margin (dB)	Dist (m)	Condition	Azimuth (°)	Height (m)	Comments
802.11ax HEW40_Nss2,(MCS0)_2TX	-	-	-	-	-	-	-	-	-	-	-
2437MHz	Pass	PK	33.88M	35.31	40.00	-4.69	3	Vertical	0	1.00	-
2437MHz	Pass	PK	59.1M	31.34	40.00	-8.66	3	Vertical	0	1.00	-
2437MHz	Pass	PK	208.48M	29.68	43.50	-13.82	3	Vertical	0	1.00	-
2437MHz	Pass	PK	375.32M	29.54	46.00	-16.46	3	Vertical	0	1.00	-
2437MHz	Pass	PK	499.48M	34.87	46.00	-11.13	3	Vertical	0	1.00	-
2437MHz	Pass	PK	875.84M	36.86	46.00	-9.14	3	Vertical	0	1.00	-
2437MHz	Pass	PK	53.28M	23.59	40.00	-16.41	3	Horizontal	360	1.00	-
2437MHz	Pass	PK	90.14M	25.36	43.50	-18.14	3	Horizontal	360	1.00	-
2437MHz	Pass	PK	200.72M	26.61	43.50	-16.89	3	Horizontal	360	1.00	-
2437MHz	Pass	PK	375.32M	33.31	46.00	-12.69	3	Horizontal	360	1.00	-
2437MHz	Pass	PK	499.48M	35.99	46.00	-10.01	3	Horizontal	360	1.00	-
2437MHz	Pass	PK	875.84M	34.56	46.00	-11.44	3	Horizontal	360	1.00	-

Remark :

Level (dBuV/m) = Raw(Read Level) + AF(Antenna Factor) + CL(Cable Loss) - PA(Preamp Factor) 992618

802.11ax HEW40_Nss2,(MCS0)_2TX

2437MHz_PoE

16/02/2020

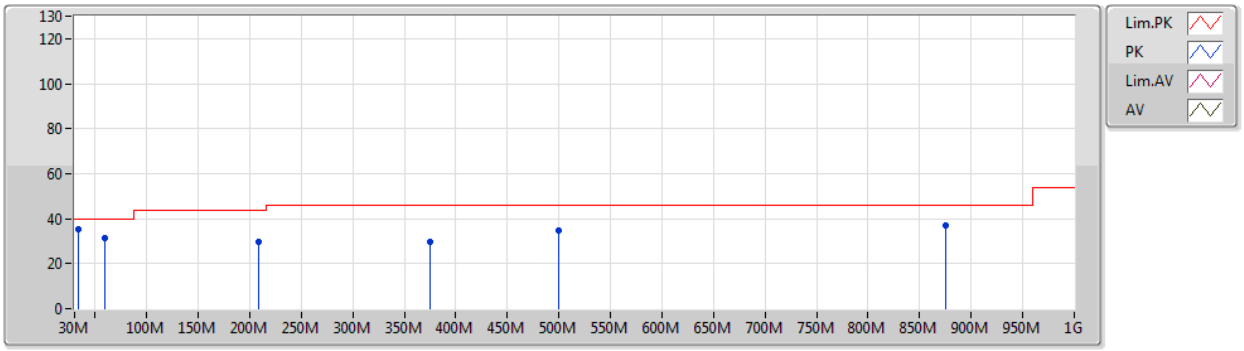

Type	Freq	Level	Limit	Margin	Factor	Dist	Condition	Azimuth	Height	Comment	Raw	AF	CL	PA
	(Hz)	(dBuV/m)	(dBuV/m)	(dB)	(dB)	(m)		(°)	(m)		(dBuV)	(dB)	(dB)	(dB)
PK	33.88M	35.31	40.00	-4.69	-7.27	3	Vertical	0	1.00	-	42.58	19.98	0.43	27.68
PK	59.1M	31.34	40.00	-8.66	-15.33	3	Vertical	0	1.00	-	46.67	11.44	0.93	27.70
PK	208.48M	29.68	43.50	-13.82	-10.71	3	Vertical	0	1.00	-	40.39	14.20	2.45	27.36
PK	375.32M	29.54	46.00	-16.46	-4.58	3	Vertical	0	1.00	-	34.12	19.95	3.15	27.68
PK	499.48M	34.87	46.00	-11.13	-2.39	3	Vertical	0	1.00	-	37.26	22.71	3.31	28.41
PK	875.84M	36.86	46.00	-9.14	1.79	3	Vertical	0	1.00	-	35.07	25.36	4.30	27.87

802.11ax HEW40_Nss2,(MCS0)_2TX

2437MHz_PoE

16/02/2020

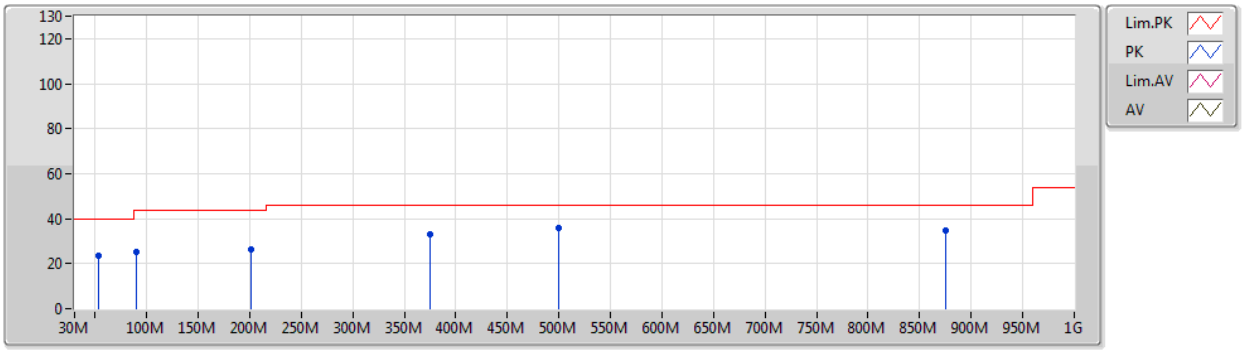

Type	Freq	Level	Limit	Margin	Factor	Dist	Condition	Azimuth	Height	Comment	Raw	AF	CL	PA
	(Hz)	(dBuV/m)	(dBuV/m)	(dB)	(dB)	(m)		(°)	(m)		(dBuV)	(dB)	(dB)	(dB)
PK	53.28M	23.59	40.00	-16.41	-14.65	3	Horizontal	360	1.00	-	38.24	12.17	0.87	27.69
PK	90.14M	25.36	43.50	-18.14	-12.38	3	Horizontal	360	1.00	-	37.74	13.98	1.39	27.75
PK	200.72M	26.61	43.50	-16.89	-10.65	3	Horizontal	360	1.00	-	37.26	14.42	2.32	27.39
PK	375.32M	33.31	46.00	-12.69	-4.58	3	Horizontal	360	1.00	-	37.89	19.95	3.15	27.68
PK	499.48M	35.99	46.00	-10.01	-2.39	3	Horizontal	360	1.00	-	38.38	22.71	3.31	28.41
PK	875.84M	34.56	46.00	-11.44	1.79	3	Horizontal	360	1.00	-	32.77	25.36	4.30	27.87

Remark :

Level (dBuV/m) = Raw(Read Level) + AF(Antenna Factor) + CL(Cable Loss) - PA(Preamp Factor) 992618

Summary

Mode	Result	Type	Freq (Hz)	Level (dBuV/m)	Limit (dBuV/m)	Margin (dB)	Dist (m)	Condition	Azimuth (°)	Height (m)	Comments
2.4-2.4835GHz	-	-	-	-	-	-	-	-	-	-	-
802.11b_Nss1,(1Mbps)_2TX	Pass	AV	7.38474G	53.78	54.00	-0.22	3	Horizontal	299	1.94	-
802.11g_Nss1,(6Mbps)_2TX	Pass	AV	2.4838G	53.81	54.00	-0.19	3	Horizontal	6	1.47	-
802.11ax HEW20_Nss2,(MCS0)_2TX	Pass	AV	2.39G	53.74	54.00	-0.26	3	Horizontal	11	1.30	-
802.11ax HEW40_Nss2,(MCS0)_2TX	Pass	PK	2.4848G	73.67	74.00	-0.33	3	Horizontal	6	1.49	-

Result

Mode	Result	Type	Freq (Hz)	Level (dBuV/m)	Limit (dBuV/m)	Margin (dB)	Dist (m)	Condition	Azimuth (°)	Height (m)	Comments
802.11b_Nss1,(1Mbps)_2TX	-	-	-	-	-	-	-	-	-	-	-
2412MHz	Pass	AV	2.3874G	45.87	54.00	-8.13	3	Vertical	312	2.71	-
2412MHz	Pass	AV	2.4128G	108.85	Inf	-Inf	3	Vertical	312	2.71	-
2412MHz	Pass	PK	2.388G	58.03	74.00	-15.97	3	Vertical	312	2.71	-
2412MHz	Pass	PK	2.413G	112.79	Inf	-Inf	3	Vertical	312	2.71	-
2412MHz	Pass	AV	2.388G	53.38	54.00	-0.62	3	Horizontal	23	2.17	-
2412MHz	Pass	AV	2.4112G	118.05	Inf	-Inf	3	Horizontal	23	2.17	-
2412MHz	Pass	PK	2.3884G	64.40	74.00	-9.60	3	Horizontal	23	2.17	-
2412MHz	Pass	PK	2.413G	121.80	Inf	-Inf	3	Horizontal	23	2.17	-
2412MHz	Pass	AV	3.61798G	47.40	54.00	-6.60	3	Vertical	28	1.08	-
2412MHz	Pass	AV	4.82399G	35.36	54.00	-18.64	3	Vertical	344	1.28	-
2412MHz	Pass	PK	3.618G	49.99	74.00	-24.01	3	Vertical	28	1.08	-
2412MHz	Pass	PK	4.82396G	44.29	74.00	-29.71	3	Vertical	344	1.28	-
2412MHz	Pass	AV	3.61802G	38.15	54.00	-15.85	3	Horizontal	329	1.35	-
2412MHz	Pass	AV	4.82397G	46.30	54.00	-7.70	3	Horizontal	11	1.47	-
2412MHz	Pass	PK	3.6181G	43.96	74.00	-30.04	3	Horizontal	329	1.35	-
2412MHz	Pass	PK	4.82396G	52.75	74.00	-21.25	3	Horizontal	11	1.47	-
2437MHz	Pass	AV	2.3694G	44.57	54.00	-9.43	3	Vertical	316	2.65	-
2437MHz	Pass	AV	2.4362G	107.55	Inf	-Inf	3	Vertical	316	2.65	-
2437MHz	Pass	AV	2.4878G	45.12	54.00	-8.88	3	Vertical	316	2.65	-
2437MHz	Pass	PK	2.389G	56.57	74.00	-17.43	3	Vertical	316	2.65	-
2437MHz	Pass	PK	2.4378G	111.52	Inf	-Inf	3	Vertical	316	2.65	-
2437MHz	Pass	PK	2.4894G	56.82	74.00	-17.18	3	Vertical	316	2.65	-
2437MHz	Pass	AV	2.3878G	49.28	54.00	-4.72	3	Horizontal	10	2.23	-
2437MHz	Pass	AV	2.4362G	117.96	Inf	-Inf	3	Horizontal	10	2.23	-
2437MHz	Pass	AV	2.4838G	49.42	54.00	-4.58	3	Horizontal	10	2.23	-
2437MHz	Pass	PK	2.3894G	61.73	74.00	-12.27	3	Horizontal	10	2.23	-
2437MHz	Pass	PK	2.4378G	121.74	Inf	-Inf	3	Horizontal	10	2.23	-
2437MHz	Pass	PK	2.4842G	61.36	74.00	-12.64	3	Horizontal	10	2.23	-
2437MHz	Pass	AV	3.65548G	47.38	54.00	-6.62	3	Vertical	355	2.99	-
2437MHz	Pass	AV	4.87398G	32.56	54.00	-21.44	3	Vertical	344	1.41	-
2437MHz	Pass	AV	7.30972G	48.47	54.00	-5.53	3	Vertical	328	2.29	-
2437MHz	Pass	PK	3.6555G	50.06	74.00	-23.94	3	Vertical	355	2.99	-
2437MHz	Pass	PK	4.87454G	43.77	74.00	-30.23	3	Vertical	344	1.41	-
2437MHz	Pass	PK	7.30956G	55.20	74.00	-18.80	3	Vertical	328	2.29	-
2437MHz	Pass	AV	3.6555G	41.93	54.00	-12.07	3	Horizontal	292	3.00	-
2437MHz	Pass	AV	4.87391G	44.14	54.00	-9.86	3	Horizontal	1	1.36	-
2437MHz	Pass	AV	7.30974G	53.74	54.00	-0.26	3	Horizontal	7	1.63	-
2437MHz	Pass	PK	3.65553G	46.33	74.00	-27.67	3	Horizontal	292	3.00	-
2437MHz	Pass	PK	4.87403G	50.88	74.00	-23.12	3	Horizontal	1	1.36	-
2437MHz	Pass	PK	7.31004G	58.88	74.00	-15.12	3	Horizontal	7	1.63	-
2462MHz	Pass	AV	2.4628G	99.12	Inf	-Inf	3	Vertical	11	1.73	-
2462MHz	Pass	AV	2.4988G	44.45	54.00	-9.55	3	Vertical	11	1.73	-
2462MHz	Pass	PK	2.463G	103.11	Inf	-Inf	3	Vertical	11	1.73	-
2462MHz	Pass	PK	2.4974G	56.16	74.00	-17.84	3	Vertical	11	1.73	-
2462MHz	Pass	AV	2.4612G	116.14	Inf	-Inf	3	Horizontal	3	1.45	-
2462MHz	Pass	AV	2.4838G	50.11	54.00	-3.89	3	Horizontal	3	1.45	-
2462MHz	Pass	PK	2.463G	120.03	Inf	-Inf	3	Horizontal	3	1.45	-

Remark :

Level (dBuV/m) = Raw(Read Level) + AF(Antenna Factor) + CL(Cable Loss) - PA(Preamp Factor) 992618

Mode	Result	Type	Freq (Hz)	Level (dBuV/m)	Limit (dBuV/m)	Margin (dB)	Dist (m)	Condition	Azimuth (°)	Height (m)	Comments
2462MHz	Pass	PK	2.4876G	61.95	74.00	-12.05	3	Horizontal	3	1.45	-
2462MHz	Pass	AV	4.92388G	31.69	54.00	-22.31	3	Vertical	11	1.50	-
2462MHz	Pass	AV	7.38474G	48.93	54.00	-5.07	3	Vertical	327	2.53	-
2462MHz	Pass	PK	4.9099G	43.20	74.00	-30.80	3	Vertical	11	1.50	-
2462MHz	Pass	PK	7.38498G	55.76	74.00	-18.24	3	Vertical	327	2.53	-
2462MHz	Pass	AV	4.924G	47.27	54.00	-6.73	3	Horizontal	360	1.36	-
2462MHz	Pass	AV	7.38474G	53.78	54.00	-0.22	3	Horizontal	299	1.94	-
2462MHz	Pass	PK	4.924G	51.92	74.00	-22.08	3	Horizontal	360	1.36	-
2462MHz	Pass	PK	7.3845G	59.20	74.00	-14.80	3	Horizontal	299	1.94	-
802.11g_Nss1,(6Mbps)_2TX	-	-	-	-	-	-	-	-	-	-	-
2412MHz	Pass	AV	2.39G	44.42	54.00	-9.58	3	Vertical	17	1.55	-
2412MHz	Pass	AV	2.4188G	92.52	Inf	-Inf	3	Vertical	17	1.55	-
2412MHz	Pass	PK	2.389G	60.84	74.00	-13.16	3	Vertical	17	1.55	-
2412MHz	Pass	PK	2.419G	101.91	Inf	-Inf	3	Vertical	17	1.55	-
2412MHz	Pass	AV	2.39G	49.95	54.00	-4.05	3	Horizontal	8	1.96	-
2412MHz	Pass	AV	2.416G	107.76	Inf	-Inf	3	Horizontal	8	1.96	-
2412MHz	Pass	PK	2.39G	73.57	74.00	-0.43	3	Horizontal	8	1.96	-
2412MHz	Pass	PK	2.4058G	116.65	Inf	-Inf	3	Horizontal	8	1.96	-
2412MHz	Pass	AV	3.61799G	47.85	54.00	-6.15	3	Vertical	27	1.08	-
2412MHz	Pass	AV	4.83084G	28.79	54.00	-25.21	3	Vertical	254	1.50	-
2412MHz	Pass	PK	3.618G	50.06	74.00	-23.94	3	Vertical	27	1.08	-
2412MHz	Pass	PK	4.82136G	42.14	74.00	-31.86	3	Vertical	254	1.50	-
2412MHz	Pass	AV	3.61798G	41.56	54.00	-12.44	3	Horizontal	294	2.65	-
2412MHz	Pass	AV	4.824G	30.21	54.00	-23.79	3	Horizontal	2	1.26	-
2412MHz	Pass	PK	3.61795G	45.49	74.00	-28.51	3	Horizontal	294	2.65	-
2412MHz	Pass	PK	4.8186G	45.50	74.00	-28.50	3	Horizontal	2	1.26	-
2417MHz	Pass	AV	2.3892G	45.14	54.00	-8.86	3	Vertical	18	1.55	-
2417MHz	Pass	AV	2.4192G	93.85	Inf	-Inf	3	Vertical	18	1.55	-
2417MHz	Pass	PK	2.3878G	61.79	74.00	-12.21	3	Vertical	18	1.55	-
2417MHz	Pass	PK	2.424G	103.11	Inf	-Inf	3	Vertical	18	1.55	-
2417MHz	Pass	AV	2.3898G	53.02	54.00	-0.98	3	Horizontal	4	1.76	-
2417MHz	Pass	AV	2.421G	108.41	Inf	-Inf	3	Horizontal	4	1.76	-
2417MHz	Pass	PK	2.3898G	73.63	74.00	-0.37	3	Horizontal	4	1.76	-
2417MHz	Pass	PK	2.4206G	117.98	Inf	-Inf	3	Horizontal	4	1.76	-
2437MHz	Pass	AV	2.3866G	44.63	54.00	-9.37	3	Vertical	29	3.00	-
2437MHz	Pass	AV	2.4414G	98.02	Inf	-Inf	3	Vertical	29	3.00	-
2437MHz	Pass	AV	2.4862G	45.27	54.00	-8.73	3	Vertical	29	3.00	-
2437MHz	Pass	PK	2.3766G	57.02	74.00	-16.98	3	Vertical	29	3.00	-
2437MHz	Pass	PK	2.441G	108.14	Inf	-Inf	3	Vertical	29	3.00	-
2437MHz	Pass	PK	2.4862G	58.34	74.00	-15.66	3	Vertical	29	3.00	-
2437MHz	Pass	AV	2.387G	52.12	54.00	-1.88	3	Horizontal	6	1.47	-
2437MHz	Pass	AV	2.4322G	112.68	Inf	-Inf	3	Horizontal	6	1.47	-
2437MHz	Pass	AV	2.4838G	53.81	54.00	-0.19	3	Horizontal	6	1.47	-
2437MHz	Pass	PK	2.3814G	70.14	74.00	-3.86	3	Horizontal	6	1.47	-
2437MHz	Pass	PK	2.4322G	122.06	Inf	-Inf	3	Horizontal	6	1.47	-
2437MHz	Pass	PK	2.4835G	72.28	74.00	-1.72	3	Horizontal	6	1.47	-
2437MHz	Pass	AV	3.65551G	46.59	54.00	-7.41	3	Vertical	320	1.46	-
2437MHz	Pass	AV	4.87376G	29.32	54.00	-24.68	3	Vertical	346	1.49	-
2437MHz	Pass	AV	7.30842G	42.22	54.00	-11.78	3	Vertical	330	2.29	-

Remark :

Level (dBuV/m) = Raw(Read Level) + AF(Antenna Factor) + CL(Cable Loss) - PA(Preamp Factor) 992618

Mode	Result	Type	Freq (Hz)	Level (dBuV/m)	Limit (dBuV/m)	Margin (dB)	Dist (m)	Condition	Azimuth (°)	Height (m)	Comments
2437MHz	Pass	PK	3.65551G	48.81	74.00	-25.19	3	Vertical	320	1.46	-
2437MHz	Pass	PK	4.88804G	42.53	74.00	-31.47	3	Vertical	346	1.49	-
2437MHz	Pass	PK	7.31262G	58.27	74.00	-15.73	3	Vertical	330	2.29	-
2437MHz	Pass	AV	3.6555G	42.00	54.00	-12.00	3	Horizontal	287	2.94	-
2437MHz	Pass	AV	4.87256G	33.53	54.00	-20.47	3	Horizontal	350	1.87	-
2437MHz	Pass	AV	7.31358G	48.35	54.00	-5.65	3	Horizontal	4	2.21	-
2437MHz	Pass	PK	3.65551G	45.89	74.00	-28.11	3	Horizontal	287	2.94	-
2437MHz	Pass	PK	4.87916G	46.11	74.00	-27.89	3	Horizontal	350	1.87	-
2437MHz	Pass	PK	7.31262G	64.25	74.00	-9.75	3	Horizontal	4	2.21	-
2457MHz	Pass	AV	2.461G	92.92	Inf	-Inf	3	Vertical	66	1.49	-
2457MHz	Pass	AV	2.4912G	44.97	54.00	-9.03	3	Vertical	66	1.49	-
2457MHz	Pass	PK	2.462G	102.28	Inf	-Inf	3	Vertical	66	1.49	-
2457MHz	Pass	PK	2.486G	58.43	74.00	-15.57	3	Vertical	66	1.49	-
2457MHz	Pass	AV	2.4526G	108.16	Inf	-Inf	3	Horizontal	3	1.47	-
2457MHz	Pass	AV	2.4836G	51.31	54.00	-2.69	3	Horizontal	3	1.47	-
2457MHz	Pass	PK	2.462G	117.83	Inf	-Inf	3	Horizontal	3	1.47	-
2457MHz	Pass	PK	2.4868G	73.53	74.00	-0.47	3	Horizontal	3	1.47	-
2462MHz	Pass	AV	2.466G	91.27	Inf	-Inf	3	Vertical	15	1.48	-
2462MHz	Pass	AV	2.486G	44.81	54.00	-9.19	3	Vertical	15	1.48	-
2462MHz	Pass	PK	2.4658G	100.21	Inf	-Inf	3	Vertical	15	1.48	-
2462MHz	Pass	PK	2.4844G	57.06	74.00	-16.94	3	Vertical	15	1.48	-
2462MHz	Pass	AV	2.459G	106.29	Inf	-Inf	3	Horizontal	7	2.14	-
2462MHz	Pass	AV	2.4835G	49.80	54.00	-4.20	3	Horizontal	7	2.14	-
2462MHz	Pass	PK	2.459G	115.80	Inf	-Inf	3	Horizontal	7	2.14	-
2462MHz	Pass	PK	2.4838G	73.06	74.00	-0.94	3	Horizontal	7	2.14	-
2462MHz	Pass	AV	4.92088G	29.19	54.00	-24.81	3	Vertical	1	1.49	-
2462MHz	Pass	AV	7.39854G	35.14	54.00	-18.86	3	Vertical	347	1.48	-
2462MHz	Pass	PK	4.93198G	42.30	74.00	-31.70	3	Vertical	1	1.49	-
2462MHz	Pass	PK	7.38042G	48.08	74.00	-25.92	3	Vertical	347	1.48	-
2462MHz	Pass	AV	4.92406G	29.85	54.00	-24.15	3	Horizontal	0	1.34	-
2462MHz	Pass	AV	7.38636G	37.63	54.00	-16.37	3	Horizontal	7	1.30	-
2462MHz	Pass	PK	4.9297G	43.85	74.00	-30.15	3	Horizontal	0	1.34	-
2462MHz	Pass	PK	7.38702G	57.09	74.00	-16.91	3	Horizontal	7	1.30	-
802.11ax HEW20_Nss2,(MCS0)_2TX	-	-	-	-	-	-	-	-	-	-	-
2412MHz	Pass	AV	2.3898G	46.32	54.00	-7.68	3	Vertical	320	3.00	-
2412MHz	Pass	AV	2.4136G	95.93	Inf	-Inf	3	Vertical	320	3.00	-
2412MHz	Pass	PK	2.3898G	63.80	74.00	-10.20	3	Vertical	320	3.00	-
2412MHz	Pass	PK	2.4076G	107.42	Inf	-Inf	3	Vertical	320	3.00	-
2412MHz	Pass	AV	2.39G	53.74	54.00	-0.26	3	Horizontal	11	1.30	-
2412MHz	Pass	AV	2.407G	106.20	Inf	-Inf	3	Horizontal	11	1.30	-
2412MHz	Pass	PK	2.3892G	73.74	74.00	-0.26	3	Horizontal	11	1.30	-
2412MHz	Pass	PK	2.4156G	117.53	Inf	-Inf	3	Horizontal	11	1.30	-
2412MHz	Pass	AV	3.61798G	48.15	54.00	-5.85	3	Vertical	27	1.06	-
2412MHz	Pass	AV	4.83564G	29.43	54.00	-24.57	3	Vertical	288	1.48	-
2412MHz	Pass	PK	3.618G	49.90	74.00	-24.10	3	Vertical	27	1.06	-
2412MHz	Pass	PK	4.81044G	42.03	74.00	-31.97	3	Vertical	288	1.48	-
2412MHz	Pass	AV	3.61801G	41.89	54.00	-12.11	3	Horizontal	296	2.86	-
2412MHz	Pass	AV	4.82136G	29.52	54.00	-24.48	3	Horizontal	146	1.48	-
2412MHz	Pass	PK	3.61803G	45.22	74.00	-28.78	3	Horizontal	296	2.86	-

Remark :

Level (dBuV/m) = Raw(Read Level) + AF(Antenna Factor) + CL(Cable Loss) - PA(Preamp Factor) 992618

Mode	Result	Type	Freq (Hz)	Level (dBuV/m)	Limit (dBuV/m)	Margin (dB)	Dist (m)	Condition	Azimuth (°)	Height (m)	Comments
2412MHz	Pass	PK	4.8336G	41.90	74.00	-32.10	3	Horizontal	175	1.48	-
2417MHz	Pass	AV	2.39G	45.37	54.00	-8.63	3	Vertical	23	1.49	-
2417MHz	Pass	AV	2.4198G	90.75	Inf	-Inf	3	Vertical	23	1.49	-
2417MHz	Pass	PK	2.3848G	56.46	74.00	-17.54	3	Vertical	23	1.49	-
2417MHz	Pass	PK	2.4218G	102.50	Inf	-Inf	3	Vertical	23	1.49	-
2417MHz	Pass	AV	2.3896G	53.17	54.00	-0.83	3	Horizontal	9	1.47	-
2417MHz	Pass	AV	2.4184G	106.00	Inf	-Inf	3	Horizontal	9	1.47	-
2417MHz	Pass	PK	2.39G	71.03	74.00	-2.97	3	Horizontal	9	1.47	-
2417MHz	Pass	PK	2.4196G	117.27	Inf	-Inf	3	Horizontal	9	1.47	-
2437MHz	Pass	AV	2.3882G	45.42	54.00	-8.58	3	Vertical	318	2.94	-
2437MHz	Pass	AV	2.4338G	99.22	Inf	-Inf	3	Vertical	318	2.94	-
2437MHz	Pass	AV	2.4835G	46.71	54.00	-7.29	3	Vertical	318	2.94	-
2437MHz	Pass	PK	2.3862G	56.34	74.00	-17.66	3	Vertical	318	2.94	-
2437MHz	Pass	PK	2.4326G	110.80	Inf	-Inf	3	Vertical	318	2.94	-
2437MHz	Pass	PK	2.4835G	59.05	74.00	-14.95	3	Vertical	318	2.94	-
2437MHz	Pass	AV	2.3898G	51.98	54.00	-2.02	3	Horizontal	8	1.71	-
2437MHz	Pass	AV	2.4386G	109.64	Inf	-Inf	3	Horizontal	8	1.71	-
2437MHz	Pass	AV	2.4835G	53.37	54.00	-0.63	3	Horizontal	8	1.71	-
2437MHz	Pass	PK	2.387G	65.37	74.00	-8.63	3	Horizontal	8	1.71	-
2437MHz	Pass	PK	2.4398G	121.46	Inf	-Inf	3	Horizontal	8	1.71	-
2437MHz	Pass	PK	2.4835G	68.34	74.00	-5.66	3	Horizontal	8	1.71	-
2437MHz	Pass	AV	3.65548G	48.72	54.00	-5.28	3	Vertical	357	3.00	-
2437MHz	Pass	AV	4.88144G	29.90	54.00	-24.10	3	Vertical	313	2.84	-
2437MHz	Pass	AV	7.30998G	39.86	54.00	-14.14	3	Vertical	331	2.92	-
2437MHz	Pass	PK	3.6555G	50.36	74.00	-23.64	3	Vertical	357	3.00	-
2437MHz	Pass	PK	4.88462G	42.30	74.00	-31.70	3	Vertical	313	2.84	-
2437MHz	Pass	PK	7.30788G	56.47	74.00	-17.53	3	Vertical	331	2.92	-
2437MHz	Pass	AV	3.6555G	43.00	54.00	-11.00	3	Horizontal	297	3.00	-
2437MHz	Pass	AV	4.8761G	35.99	54.00	-18.01	3	Horizontal	354	1.49	-
2437MHz	Pass	AV	7.31106G	44.54	54.00	-9.46	3	Horizontal	358	2.11	-
2437MHz	Pass	PK	3.65547G	46.49	74.00	-27.51	3	Horizontal	297	3.00	-
2437MHz	Pass	PK	4.87418G	49.33	74.00	-24.67	3	Horizontal	354	1.49	-
2437MHz	Pass	PK	7.32174G	61.86	74.00	-12.14	3	Horizontal	358	2.11	-
2457MHz	Pass	AV	2.4536G	95.99	Inf	-Inf	3	Vertical	317	2.92	-
2457MHz	Pass	AV	2.4835G	47.20	54.00	-6.80	3	Vertical	317	2.92	-
2457MHz	Pass	PK	2.4558G	107.54	Inf	-Inf	3	Vertical	317	2.92	-
2457MHz	Pass	PK	2.4844G	62.88	74.00	-11.12	3	Vertical	317	2.92	-
2457MHz	Pass	AV	2.4584G	106.12	Inf	-Inf	3	Horizontal	7	1.66	-
2457MHz	Pass	AV	2.4836G	53.50	54.00	-0.50	3	Horizontal	7	1.66	-
2457MHz	Pass	PK	2.4528G	117.52	Inf	-Inf	3	Horizontal	7	1.66	-
2457MHz	Pass	PK	2.4835G	71.48	74.00	-2.52	3	Horizontal	7	1.66	-
2462MHz	Pass	AV	2.4696G	95.50	Inf	-Inf	3	Vertical	318	2.91	-
2462MHz	Pass	AV	2.484G	47.10	54.00	-6.90	3	Vertical	318	2.91	-
2462MHz	Pass	PK	2.458G	107.22	Inf	-Inf	3	Vertical	318	2.91	-
2462MHz	Pass	PK	2.4844G	62.73	74.00	-11.27	3	Vertical	318	2.91	-
2462MHz	Pass	AV	2.457G	106.09	Inf	-Inf	3	Horizontal	8	1.12	-
2462MHz	Pass	AV	2.4842G	53.05	54.00	-0.95	3	Horizontal	8	1.12	-
2462MHz	Pass	PK	2.4656G	117.82	Inf	-Inf	3	Horizontal	8	1.12	-
2462MHz	Pass	PK	2.4835G	73.72	74.00	-0.28	3	Horizontal	8	1.12	-

Remark :

Level (dBuV/m) = Raw(Read Level) + AF(Antenna Factor) + CL(Cable Loss) - PA(Preamp Factor) 992618

Mode	Result	Type	Freq (Hz)	Level (dBuV/m)	Limit (dBuV/m)	Margin (dB)	Dist (m)	Condition	Azimuth (°)	Height (m)	Comments
2462MHz	Pass	AV	4.91074G	30.05	54.00	-23.95	3	Vertical	65	3.00	-
2462MHz	Pass	AV	7.38708G	36.70	54.00	-17.30	3	Vertical	322	2.90	-
2462MHz	Pass	PK	4.91932G	42.42	74.00	-31.58	3	Vertical	65	3.00	-
2462MHz	Pass	PK	7.38996G	51.78	74.00	-22.22	3	Vertical	322	2.90	-
2462MHz	Pass	AV	4.92502G	32.21	54.00	-21.79	3	Horizontal	355	1.50	-
2462MHz	Pass	AV	7.38378G	38.23	54.00	-15.77	3	Horizontal	0	1.49	-
2462MHz	Pass	PK	4.92262G	46.89	74.00	-27.11	3	Horizontal	355	1.50	-
2462MHz	Pass	PK	7.38768G	53.92	74.00	-20.08	3	Horizontal	0	1.49	-
802.11ax HEW40_Nss2,(MCS0)_2TX	-	-	-	-	-	-	-	-	-	-	-
2422MHz	Pass	AV	2.3896G	45.79	54.00	-8.21	3	Vertical	321	3.00	-
2422MHz	Pass	AV	2.414G	90.89	Inf	-Inf	3	Vertical	321	3.00	-
2422MHz	Pass	AV	2.486G	45.30	54.00	-8.70	3	Vertical	321	3.00	-
2422MHz	Pass	PK	2.3868G	60.76	74.00	-13.24	3	Vertical	321	3.00	-
2422MHz	Pass	PK	2.4116G	103.38	Inf	-Inf	3	Vertical	321	3.00	-
2422MHz	Pass	PK	2.4872G	56.09	74.00	-17.91	3	Vertical	321	3.00	-
2422MHz	Pass	AV	2.3888G	51.56	54.00	-2.44	3	Horizontal	12	1.49	-
2422MHz	Pass	AV	2.4348G	101.40	Inf	-Inf	3	Horizontal	12	1.49	-
2422MHz	Pass	AV	2.4835G	48.79	54.00	-5.21	3	Horizontal	12	1.49	-
2422MHz	Pass	PK	2.3824G	71.74	74.00	-2.26	3	Horizontal	12	1.49	-
2422MHz	Pass	PK	2.4288G	113.81	Inf	-Inf	3	Horizontal	12	1.49	-
2422MHz	Pass	PK	2.4835G	64.12	74.00	-9.88	3	Horizontal	12	1.49	-
2422MHz	Pass	AV	3.63297G	48.52	54.00	-5.48	3	Vertical	30	1.00	-
2422MHz	Pass	AV	4.85558G	29.59	54.00	-24.41	3	Vertical	66	1.49	-
2422MHz	Pass	AV	7.26288G	35.68	54.00	-18.32	3	Vertical	301	2.21	-
2422MHz	Pass	PK	3.63305G	50.28	74.00	-23.72	3	Vertical	30	1.00	-
2422MHz	Pass	PK	4.83056G	41.70	74.00	-32.30	3	Vertical	66	1.49	-
2422MHz	Pass	PK	7.27062G	49.54	74.00	-24.46	3	Vertical	301	2.21	-
2422MHz	Pass	AV	3.63298G	40.63	54.00	-13.37	3	Horizontal	303	2.94	-
2422MHz	Pass	AV	4.84412G	31.50	54.00	-22.50	3	Horizontal	360	1.19	-
2422MHz	Pass	AV	7.26834G	37.15	54.00	-16.85	3	Horizontal	0	2.25	-
2422MHz	Pass	PK	3.6329G	44.71	74.00	-29.29	3	Horizontal	303	2.94	-
2422MHz	Pass	PK	4.84382G	48.40	74.00	-25.60	3	Horizontal	360	1.19	-
2422MHz	Pass	PK	7.26816G	55.62	74.00	-18.38	3	Horizontal	0	2.25	-
2427MHz	Pass	AV	2.389G	46.12	54.00	-7.88	3	Vertical	317	2.99	-
2427MHz	Pass	AV	2.4326G	90.53	Inf	-Inf	3	Vertical	317	2.99	-
2427MHz	Pass	AV	2.487G	45.32	54.00	-8.68	3	Vertical	317	2.99	-
2427MHz	Pass	PK	2.3898G	63.27	74.00	-10.73	3	Vertical	317	2.99	-
2427MHz	Pass	PK	2.4254G	101.87	Inf	-Inf	3	Vertical	317	2.99	-
2427MHz	Pass	PK	2.4866G	57.23	74.00	-16.77	3	Vertical	317	2.99	-
2427MHz	Pass	AV	2.3874G	50.84	54.00	-3.16	3	Horizontal	8	1.48	-
2427MHz	Pass	AV	2.431G	101.08	Inf	-Inf	3	Horizontal	8	1.48	-
2427MHz	Pass	AV	2.4842G	49.10	54.00	-4.90	3	Horizontal	8	1.48	-
2427MHz	Pass	PK	2.3874G	72.75	74.00	-1.25	3	Horizontal	8	1.48	-
2427MHz	Pass	PK	2.4334G	112.20	Inf	-Inf	3	Horizontal	8	1.48	-
2427MHz	Pass	PK	2.4842G	67.24	74.00	-6.76	3	Horizontal	8	1.48	-
2437MHz	Pass	AV	2.3882G	45.31	54.00	-8.69	3	Vertical	315	2.93	-
2437MHz	Pass	AV	2.4414G	92.17	Inf	-Inf	3	Vertical	315	2.93	-
2437MHz	Pass	AV	2.4835G	46.76	54.00	-7.24	3	Vertical	315	2.93	-
2437MHz	Pass	PK	2.3878G	59.57	74.00	-14.43	3	Vertical	315	2.93	-

Remark :

Level (dBuV/m) = Raw(Read Level) + AF(Antenna Factor) + CL(Cable Loss) - PA(Preamp Factor) 992618

Mode	Result	Type	Freq (Hz)	Level (dBuV/m)	Limit (dBuV/m)	Margin (dB)	Dist (m)	Condition	Azimuth (°)	Height (m)	Comments
2437MHz	Pass	PK	2.4286G	104.80	Inf	-Inf	3	Vertical	315	2.93	-
2437MHz	Pass	PK	2.4878G	63.13	74.00	-10.87	3	Vertical	315	2.93	-
2437MHz	Pass	AV	2.3894G	50.39	54.00	-3.61	3	Horizontal	8	1.48	-
2437MHz	Pass	AV	2.4362G	102.90	Inf	-Inf	3	Horizontal	8	1.48	-
2437MHz	Pass	AV	2.4854G	51.46	54.00	-2.54	3	Horizontal	8	1.48	-
2437MHz	Pass	PK	2.3898G	70.42	74.00	-3.58	3	Horizontal	8	1.48	-
2437MHz	Pass	PK	2.4334G	114.28	Inf	-Inf	3	Horizontal	8	1.48	-
2437MHz	Pass	PK	2.4854G	73.63	74.00	-0.37	3	Horizontal	8	1.48	-
2437MHz	Pass	AV	3.6555G	48.92	54.00	-5.08	3	Vertical	357	3.00	-
2437MHz	Pass	AV	4.8734G	29.94	54.00	-24.06	3	Vertical	175	1.07	-
2437MHz	Pass	AV	7.3251G	35.46	54.00	-18.54	3	Vertical	258	2.24	-
2437MHz	Pass	PK	3.65556G	50.58	74.00	-23.42	3	Vertical	357	3.00	-
2437MHz	Pass	PK	4.88852G	42.57	74.00	-31.43	3	Vertical	175	1.07	-
2437MHz	Pass	PK	7.31274G	48.24	74.00	-25.76	3	Vertical	258	2.24	-
2437MHz	Pass	AV	3.65551G	42.83	54.00	-11.17	3	Horizontal	298	2.93	-
2437MHz	Pass	AV	4.87322G	31.77	54.00	-22.23	3	Horizontal	1	1.24	-
2437MHz	Pass	AV	7.31952G	37.60	54.00	-16.40	3	Horizontal	7	2.10	-
2437MHz	Pass	PK	3.65554G	46.52	74.00	-27.48	3	Horizontal	298	2.93	-
2437MHz	Pass	PK	4.8695G	49.28	74.00	-24.72	3	Horizontal	1	1.24	-
2437MHz	Pass	PK	7.3155G	56.71	74.00	-17.29	3	Horizontal	7	2.10	-
2447MHz	Pass	AV	2.3558G	45.14	54.00	-8.86	3	Vertical	315	2.91	-
2447MHz	Pass	AV	2.4462G	90.83	Inf	-Inf	3	Vertical	315	2.91	-
2447MHz	Pass	AV	2.4858G	46.67	54.00	-7.33	3	Vertical	315	2.91	-
2447MHz	Pass	PK	2.3894G	57.29	74.00	-16.71	3	Vertical	315	2.91	-
2447MHz	Pass	PK	2.4582G	102.69	Inf	-Inf	3	Vertical	315	2.91	-
2447MHz	Pass	PK	2.4862G	63.45	74.00	-10.55	3	Vertical	315	2.91	-
2447MHz	Pass	AV	2.3874G	47.95	54.00	-6.05	3	Horizontal	8	1.28	-
2447MHz	Pass	AV	2.4434G	101.36	Inf	-Inf	3	Horizontal	8	1.28	-
2447MHz	Pass	AV	2.4835G	51.12	54.00	-2.88	3	Horizontal	8	1.28	-
2447MHz	Pass	PK	2.3874G	65.35	74.00	-8.65	3	Horizontal	8	1.28	-
2447MHz	Pass	PK	2.4366G	112.88	Inf	-Inf	3	Horizontal	8	1.28	-
2447MHz	Pass	PK	2.4835G	73.36	74.00	-0.64	3	Horizontal	8	1.28	-
2452MHz	Pass	AV	2.3564G	44.85	54.00	-9.15	3	Vertical	318	2.93	-
2452MHz	Pass	AV	2.4648G	90.78	Inf	-Inf	3	Vertical	318	2.93	-
2452MHz	Pass	AV	2.4835G	46.13	54.00	-7.87	3	Vertical	318	2.93	-
2452MHz	Pass	PK	2.3524G	56.21	74.00	-17.79	3	Vertical	318	2.93	-
2452MHz	Pass	PK	2.4532G	102.04	Inf	-Inf	3	Vertical	318	2.93	-
2452MHz	Pass	PK	2.488G	61.77	74.00	-12.23	3	Vertical	318	2.93	-
2452MHz	Pass	AV	2.39G	47.78	54.00	-6.22	3	Horizontal	6	1.49	-
2452MHz	Pass	AV	2.4512G	100.93	Inf	-Inf	3	Horizontal	6	1.49	-
2452MHz	Pass	AV	2.4844G	51.17	54.00	-2.83	3	Horizontal	6	1.49	-
2452MHz	Pass	PK	2.39G	61.71	74.00	-12.29	3	Horizontal	6	1.49	-
2452MHz	Pass	PK	2.4632G	112.79	Inf	-Inf	3	Horizontal	6	1.49	-
2452MHz	Pass	PK	2.4848G	73.67	74.00	-0.33	3	Horizontal	6	1.49	-
2452MHz	Pass	AV	4.9043G	29.94	54.00	-24.06	3	Vertical	132	1.68	-
2452MHz	Pass	AV	7.36686G	35.90	54.00	-18.10	3	Vertical	299	1.42	-
2452MHz	Pass	PK	4.89674G	42.40	74.00	-31.60	3	Vertical	132	1.68	-
2452MHz	Pass	PK	7.34898G	48.36	74.00	-25.64	3	Vertical	299	1.42	-
2452MHz	Pass	AV	4.91318G	30.68	54.00	-23.32	3	Horizontal	114	1.65	-

Remark :

Level (dBuV/m) = Raw(Read Level) + AF(Antenna Factor) + CL(Cable Loss) - PA(Preamp Factor) 992618

Mode	Result	Type	Freq (Hz)	Level (dBuV/m)	Limit (dBuV/m)	Margin (dB)	Dist (m)	Condition	Azimuth (°)	Height (m)	Comments
2452MHz	Pass	AV	7.36662G	36.87	54.00	-17.13	3	Horizontal	5	2.25	-
2452MHz	Pass	PK	4.8995G	47.08	74.00	-26.92	3	Horizontal	114	1.65	-
2452MHz	Pass	PK	7.35636G	52.49	74.00	-21.51	3	Horizontal	5	2.25	-

Remark :
Level (dBuV/m) = Raw(Read Level) + AF(Antenna Factor) + CL(Cable Loss) - PA(Preamp Factor) 992618

802.11b_Nss1,(1Mbps)_2TX

2412MHz_TX

04/02/2020

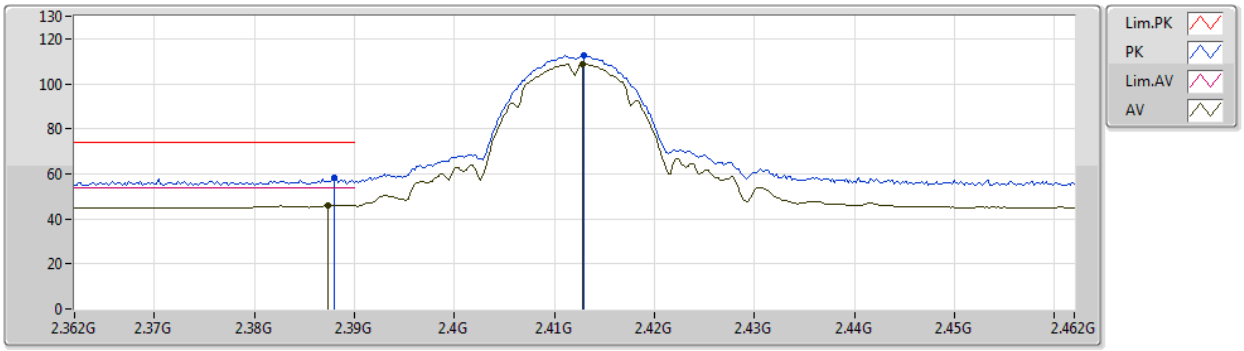

Type	Freq	Level	Limit	Margin	Factor	Dist	Condition	Azimuth	Height	Comment	Raw	AF	CL	PA
	(Hz)	(dBuV/m)	(dBuV/m)	(dB)	(dB)	(m)		(°)	(m)		(dBuV)	(dB)	(dB)	(dB)
AV	2.3874G	45.87	54.00	-8.13	32.08	3	Vertical	312	2.71	-	13.79	27.36	4.72	-
AV	2.4128G	108.85	Inf	-Inf	32.18	3	Vertical	312	2.71	-	76.67	27.44	4.74	-
PK	2.388G	58.03	74.00	-15.97	32.08	3	Vertical	312	2.71	-	25.95	27.36	4.72	-
PK	2.413G	112.79	Inf	-Inf	32.19	3	Vertical	312	2.71	-	80.60	27.44	4.75	-

802.11b_Nss1,(1Mbps)_2TX

2412MHz_TX

04/02/2020

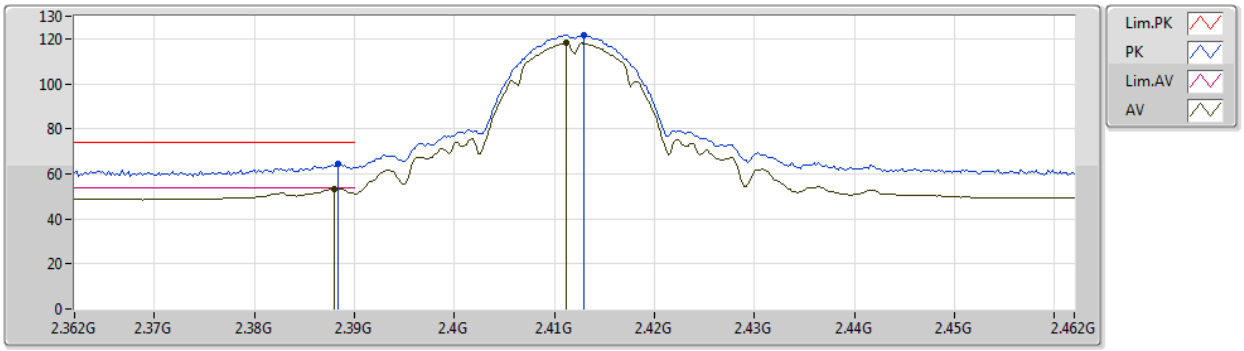

Type	Freq	Level	Limit	Margin	Factor	Dist	Condition	Azimuth	Height	Comment	Raw	AF	CL	PA
	(Hz)	(dBuV/m)	(dBuV/m)	(dB)	(dB)	(m)		(°)	(m)		(dBuV)	(dB)	(dB)	(dB)
AV	2.388G	53.38	54.00	-0.62	32.08	3	Horizontal	23	2.17	-	21.30	27.36	4.72	-
AV	2.4112G	118.05	Inf	-Inf	32.17	3	Horizontal	23	2.17	-	85.88	27.43	4.74	-
PK	2.3884G	64.40	74.00	-9.60	32.09	3	Horizontal	23	2.17	-	32.31	27.37	4.72	-
PK	2.413G	121.80	Inf	-Inf	32.19	3	Horizontal	23	2.17	-	89.61	27.44	4.75	-

802.11b_Nss1,(1Mbps)_2TX

2412MHz_TX

04/02/2020

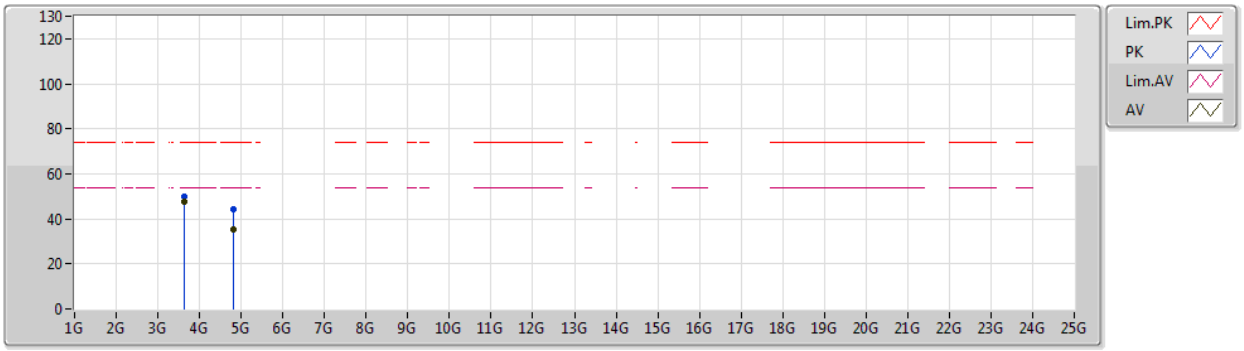

Type	Freq	Level	Limit	Margin	Factor	Dist	Condition	Azimuth	Height	Comment	Raw	AF	CL	PA
	(Hz)	(dBuV/m)	(dBuV/m)	(dB)	(dB)	(m)		(°)	(m)		(dBuV)	(dB)	(dB)	(dB)
AV	3.61798G	47.40	54.00	-6.60	0.84	3	Vertical	28	1.08	-	46.56	29.01	5.93	34.10
AV	4.82399G	35.36	54.00	-18.64	4.27	3	Vertical	344	1.28	-	31.09	31.38	6.79	33.90
PK	3.618G	49.99	74.00	-24.01	0.84	3	Vertical	28	1.08	-	49.15	29.01	5.93	34.10
PK	4.82396G	44.29	74.00	-29.71	4.27	3	Vertical	344	1.28	-	40.02	31.38	6.79	33.90

802.11b_Nss1,(1Mbps)_2TX

2412MHz_TX

04/02/2020

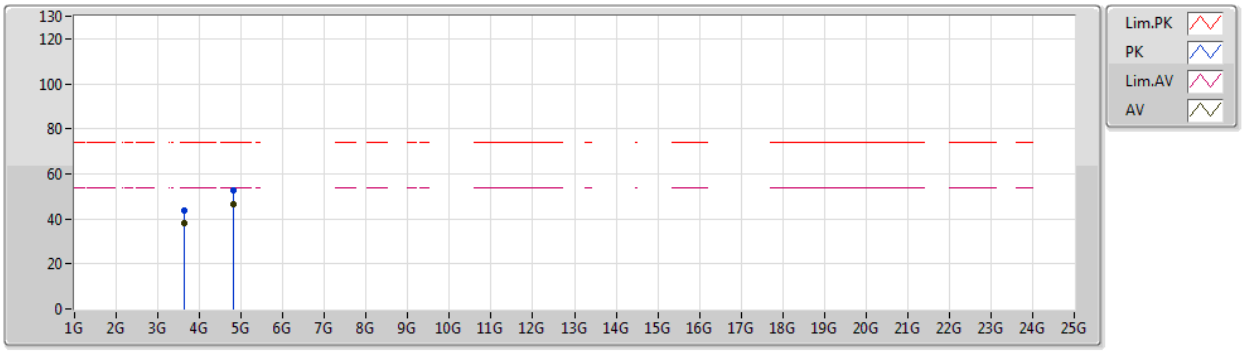

Type	Freq	Level	Limit	Margin	Factor	Dist	Condition	Azimuth	Height	Comment	Raw	AF	CL	PA
	(Hz)	(dBuV/m)	(dBuV/m)	(dB)	(dB)	(m)		(°)	(m)		(dBuV)	(dB)	(dB)	(dB)
AV	3.61802G	38.15	54.00	-15.85	0.84	3	Horizontal	329	1.35	-	37.31	29.01	5.93	34.10
AV	4.82397G	46.30	54.00	-7.70	4.27	3	Horizontal	11	1.47	-	42.03	31.38	6.79	33.90
PK	3.6181G	43.96	74.00	-30.04	0.84	3	Horizontal	329	1.35	-	43.12	29.01	5.93	34.10
PK	4.82396G	52.75	74.00	-21.25	4.27	3	Horizontal	11	1.47	-	48.48	31.38	6.79	33.90

802.11b_Nss1,(1Mbps)_2TX

2437MHz_TX

04/02/2020

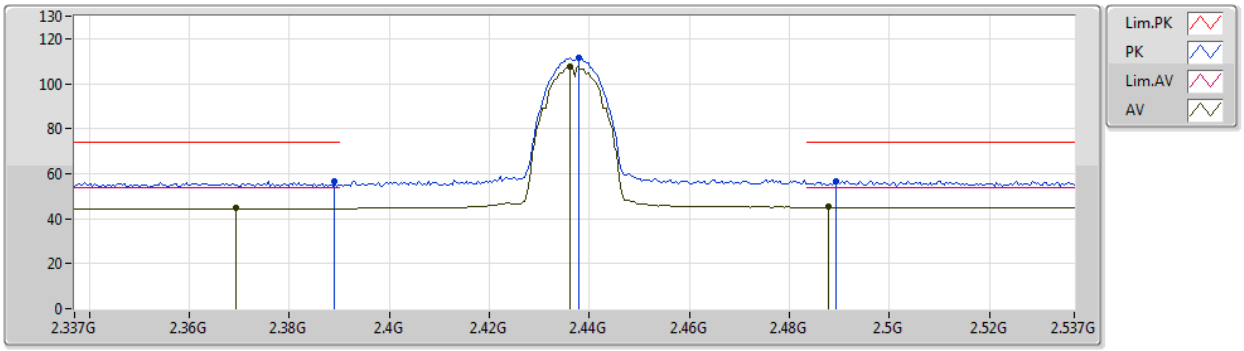

Type	Freq	Level	Limit	Margin	Factor	Dist	Condition	Azimuth	Height	Comment	Raw	AF	CL	PA
	(Hz)	(dBuV/m)	(dBuV/m)	(dB)	(dB)	(m)		(°)	(m)		(dBuV)	(dB)	(dB)	(dB)
AV	2.3694G	44.57	54.00	-9.43	32.00	3	Vertical	316	2.65	-	12.57	27.31	4.69	-
AV	2.4362G	107.55	Inf	-Inf	32.28	3	Vertical	316	2.65	-	75.27	27.51	4.77	-
AV	2.4878G	45.12	54.00	-8.88	32.49	3	Vertical	316	2.65	-	12.63	27.66	4.83	-
PK	2.389G	56.57	74.00	-17.43	32.09	3	Vertical	316	2.65	-	24.48	27.37	4.72	-
PK	2.4378G	111.52	Inf	-Inf	32.28	3	Vertical	316	2.65	-	79.24	27.51	4.77	-
PK	2.4894G	56.82	74.00	-17.18	32.50	3	Vertical	316	2.65	-	24.32	27.67	4.83	-

802.11b_Nss1,(1Mbps)_2TX

2437MHz_TX

04/02/2020

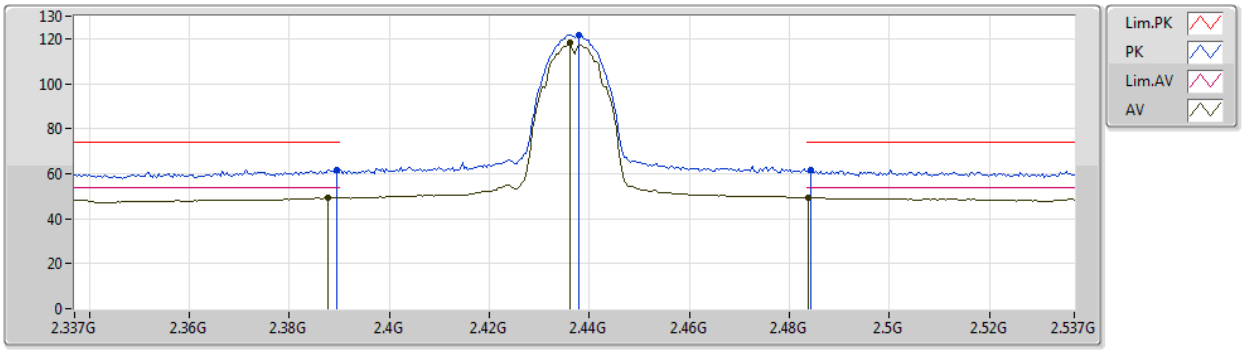

Type	Freq	Level	Limit	Margin	Factor	Dist	Condition	Azimuth	Height	Comment	Raw	AF	CL	PA
	(Hz)	(dBuV/m)	(dBuV/m)	(dB)	(dB)	(m)		(°)	(m)		(dBuV)	(dB)	(dB)	(dB)
AV	2.3878G	49.28	54.00	-4.72	32.08	3	Horizontal	10	2.23	-	17.20	27.36	4.72	-
AV	2.4362G	117.96	Inf	-Inf	32.28	3	Horizontal	10	2.23	-	85.68	27.51	4.77	-
AV	2.4838G	49.42	54.00	-4.58	32.48	3	Horizontal	10	2.23	-	16.94	27.65	4.83	-
PK	2.3894G	61.73	74.00	-12.27	32.09	3	Horizontal	10	2.23	-	29.64	27.37	4.72	-
PK	2.4378G	121.74	Inf	-Inf	32.28	3	Horizontal	10	2.23	-	89.46	27.51	4.77	-
PK	2.4842G	61.36	74.00	-12.64	32.48	3	Horizontal	10	2.23	-	28.88	27.65	4.83	-

802.11b_Nss1,(1Mbps)_2TX

2437MHz_TX

04/02/2020

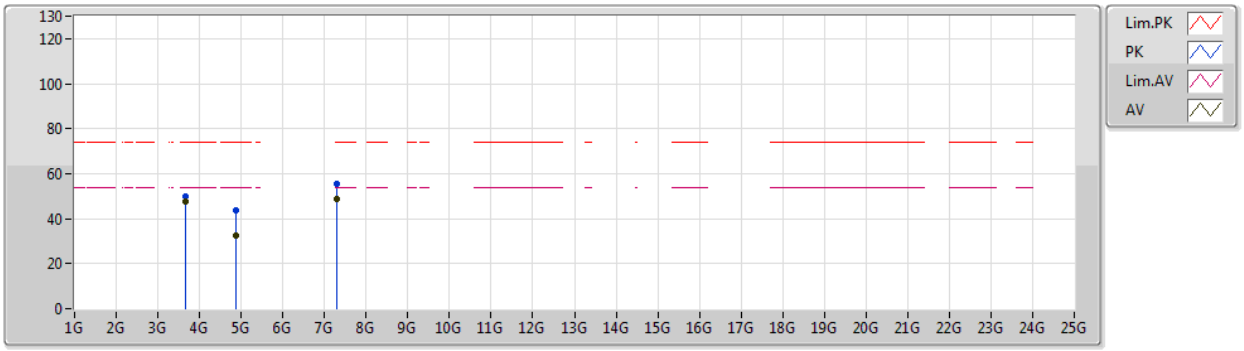

Type	Freq	Level	Limit	Margin	Factor	Dist	Condition	Azimuth	Height	Comment	Raw	AF	CL	PA
	(Hz)	(dBuV/m)	(dBuV/m)	(dB)	(dB)	(m)		(°)	(m)		(dBuV)	(dB)	(dB)	(dB)
AV	3.65548G	47.38	54.00	-6.62	1.01	3	Vertical	355	2.99	-	46.37	29.08	6.02	34.09
AV	4.87398G	32.56	54.00	-21.44	4.41	3	Vertical	344	1.41	-	28.15	31.47	6.81	33.87
AV	7.30972G	48.47	54.00	-5.53	10.51	3	Vertical	328	2.29	-	37.96	36.01	8.61	34.11
PK	3.6555G	50.06	74.00	-23.94	1.01	3	Vertical	355	2.99	-	49.05	29.08	6.02	34.09
PK	4.87454G	43.77	74.00	-30.23	4.41	3	Vertical	344	1.41	-	39.36	31.47	6.81	33.87
PK	7.30956G	55.20	74.00	-18.80	10.50	3	Vertical	328	2.29	-	44.70	36.00	8.61	34.11

802.11b_Nss1,(1Mbps)_2TX

2437MHz_TX

04/02/2020

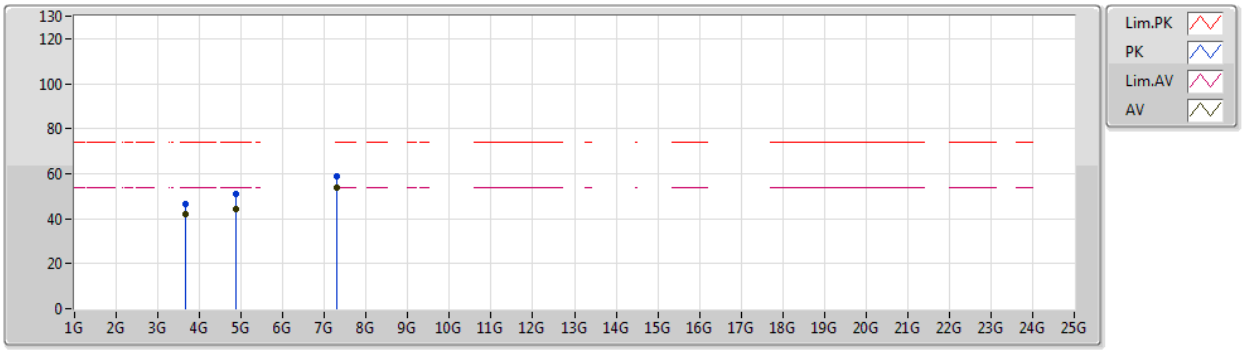

Type	Freq	Level	Limit	Margin	Factor	Dist	Condition	Azimuth	Height	Comment	Raw	AF	CL	PA
	(Hz)	(dBuV/m)	(dBuV/m)	(dB)	(dB)	(m)		(°)	(m)		(dBuV)	(dB)	(dB)	(dB)
AV	3.6555G	41.93	54.00	-12.07	1.01	3	Horizontal	292	3.00	-	40.92	29.08	6.02	34.09
AV	4.87391G	44.14	54.00	-9.86	4.41	3	Horizontal	1	1.36	-	39.73	31.47	6.81	33.87
AV	7.30974G	53.74	54.00	-0.26	10.51	3	Horizontal	7	1.63	-	43.23	36.01	8.61	34.11
PK	3.65553G	46.33	74.00	-27.67	1.01	3	Horizontal	292	3.00	-	45.32	29.08	6.02	34.09
PK	4.87403G	50.88	74.00	-23.12	4.41	3	Horizontal	1	1.36	-	46.47	31.47	6.81	33.87
PK	7.31004G	58.88	74.00	-15.12	10.51	3	Horizontal	7	1.63	-	48.37	36.01	8.61	34.11

802.11b_Nss1,(1Mbps)_2TX

2462MHz_TX

04/02/2020

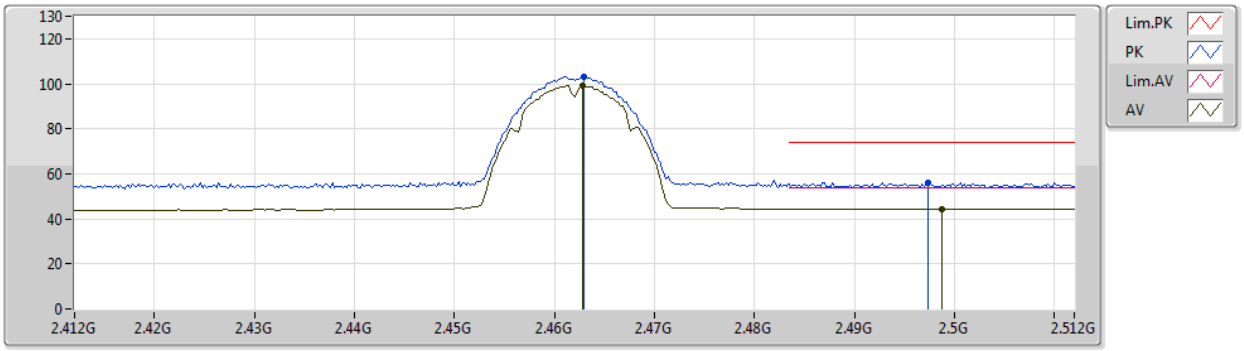

Type	Freq	Level	Limit	Margin	Factor	Dist	Condition	Azimuth	Height	Comment	Raw	AF	CL	PA
	(Hz)	(dBuV/m)	(dBuV/m)	(dB)	(dB)	(m)		(°)	(m)		(dBuV)	(dB)	(dB)	(dB)
AV	2.4628G	99.12	Inf	-Inf	32.39	3	Vertical	11	1.73	-	66.73	27.59	4.80	-
AV	2.4988G	44.45	54.00	-9.55	32.55	3	Vertical	11	1.73	-	11.90	27.70	4.85	-
PK	2.463G	103.11	Inf	-Inf	32.39	3	Vertical	11	1.73	-	70.72	27.59	4.80	-
PK	2.4974G	56.16	74.00	-17.84	32.53	3	Vertical	11	1.73	-	23.63	27.69	4.84	-

802.11b_Nss1,(1Mbps)_2TX

2462MHz_TX

04/02/2020

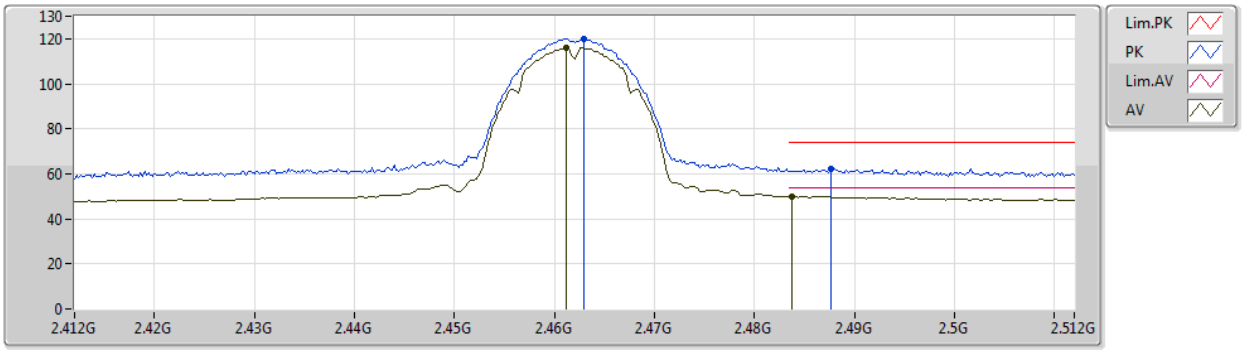

Type	Freq	Level	Limit	Margin	Factor	Dist	Condition	Azimuth	Height	Comment	Raw	AF	CL	PA
	(Hz)	(dBuV/m)	(dBuV/m)	(dB)	(dB)	(m)		(°)	(m)		(dBuV)	(dB)	(dB)	(dB)
AV	2.4612G	116.14	Inf	-Inf	32.38	3	Horizontal	3	1.45	-	83.76	27.58	4.80	-
AV	2.4838G	50.11	54.00	-3.89	32.48	3	Horizontal	3	1.45	-	17.63	27.65	4.83	-
PK	2.463G	120.03	Inf	-Inf	32.39	3	Horizontal	3	1.45	-	87.64	27.59	4.80	-
PK	2.4876G	61.95	74.00	-12.05	32.49	3	Horizontal	3	1.45	-	29.46	27.66	4.83	-

802.11b_Nss1,(1Mbps)_2TX

2462MHz_TX

04/02/2020

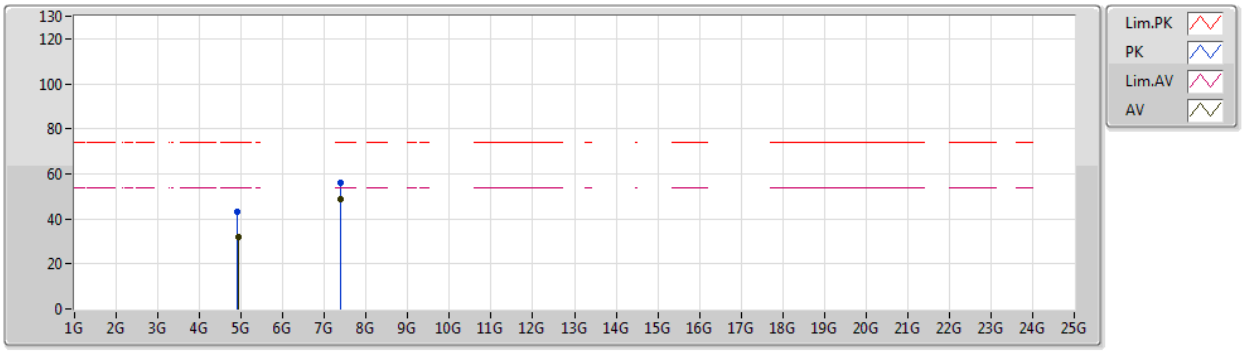

Type	Freq	Level	Limit	Margin	Factor	Dist	Condition	Azimuth	Height	Comment	Raw	AF	CL	PA
	(Hz)	(dBuV/m)	(dBuV/m)	(dB)	(dB)	(m)		(°)	(m)		(dBuV)	(dB)	(dB)	(dB)
AV	4.92388G	31.69	54.00	-22.31	4.53	3	Vertical	11	1.50	-	27.16	31.56	6.82	33.85
AV	7.38474G	48.93	54.00	-5.07	10.74	3	Vertical	327	2.53	-	38.19	36.20	8.65	34.11
PK	4.9099G	43.20	74.00	-30.80	4.51	3	Vertical	11	1.50	-	38.69	31.54	6.82	33.85
PK	7.38498G	55.76	74.00	-18.24	10.74	3	Vertical	327	2.53	-	45.02	36.20	8.65	34.11

802.11b_Nss1,(1Mbps)_2TX

2462MHz_TX

04/02/2020

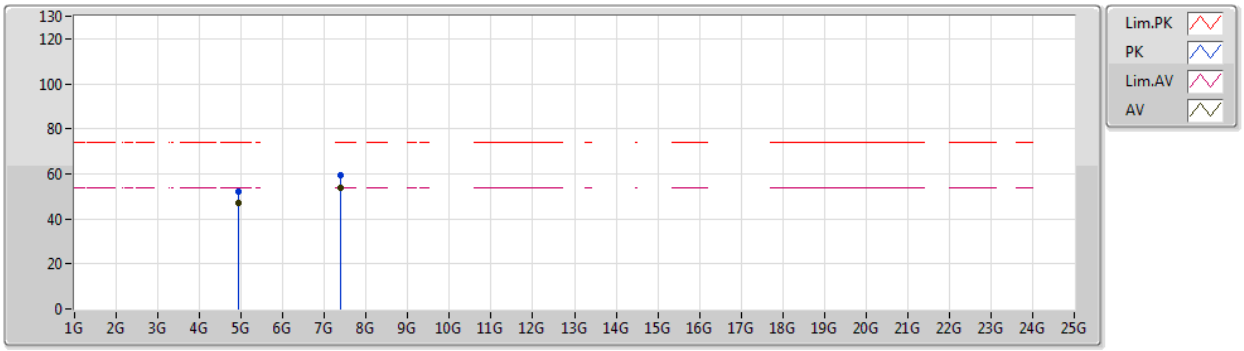

Type	Freq	Level	Limit	Margin	Factor	Dist	Condition	Azimuth	Height	Comment	Raw	AF	CL	PA
	(Hz)	(dBuV/m)	(dBuV/m)	(dB)	(dB)	(m)		(°)	(m)		(dBuV)	(dB)	(dB)	(dB)
AV	4.924G	47.27	54.00	-6.73	4.53	3	Horizontal	360	1.36	-	42.74	31.56	6.82	33.85
AV	7.38474G	53.78	54.00	-0.22	10.74	3	Horizontal	299	1.94	-	43.04	36.20	8.65	34.11
PK	4.924G	51.92	74.00	-22.08	4.53	3	Horizontal	360	1.36	-	47.39	31.56	6.82	33.85
PK	7.3845G	59.20	74.00	-14.80	10.74	3	Horizontal	299	1.94	-	48.46	36.20	8.65	34.11

802.11g_Nss1,(6Mbps)_2TX

2412MHz_TX

04/02/2020

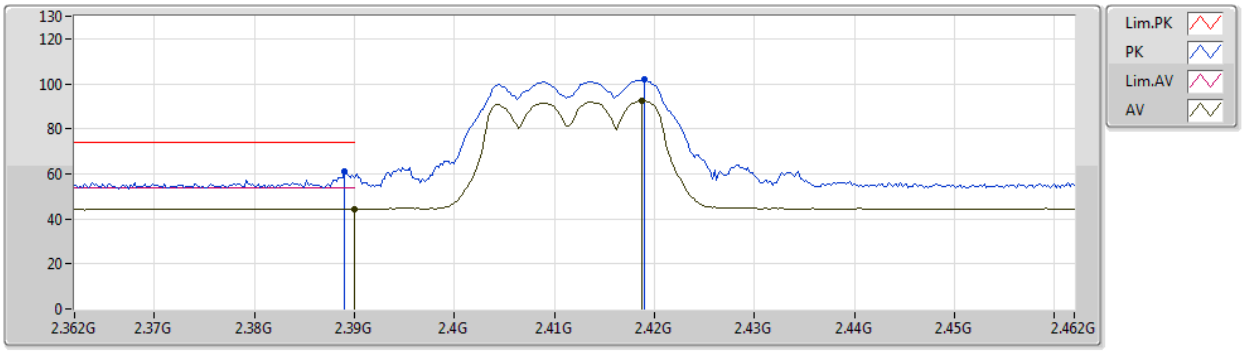

Type	Freq	Level	Limit	Margin	Factor	Dist	Condition	Azimuth	Height	Comment	Raw	AF	CL	PA
	(Hz)	(dBuV/m)	(dBuV/m)	(dB)	(dB)	(m)		(°)	(m)		(dBuV)	(dB)	(dB)	(dB)
AV	2.39G	44.42	54.00	-9.58	32.09	3	Vertical	17	1.55	-	12.33	27.37	4.72	-
AV	2.4188G	92.52	Inf	-Inf	32.21	3	Vertical	17	1.55	-	60.31	27.46	4.75	-
PK	2.389G	60.84	74.00	-13.16	32.09	3	Vertical	17	1.55	-	28.75	27.37	4.72	-
PK	2.419G	101.91	Inf	-Inf	32.21	3	Vertical	17	1.55	-	69.70	27.46	4.75	-

802.11g_Nss1,(6Mbps)_2TX

2412MHz_TX

04/02/2020

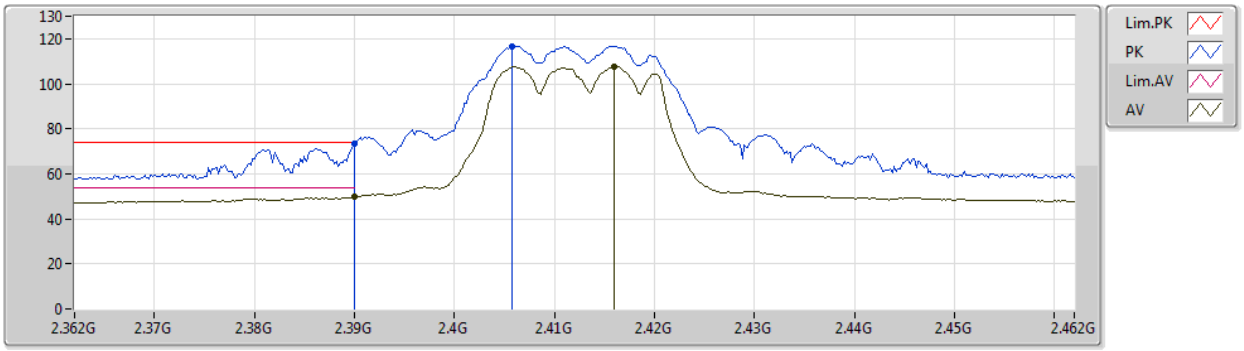

Type	Freq	Level	Limit	Margin	Factor	Dist	Condition	Azimuth	Height	Comment	Raw	AF	CL	PA
	(Hz)	(dBuV/m)	(dBuV/m)	(dB)	(dB)	(m)		(°)	(m)		(dBuV)	(dB)	(dB)	(dB)
AV	2.39G	49.95	54.00	-4.05	32.09	3	Horizontal	8	1.96	-	17.86	27.37	4.72	-
AV	2.416G	107.76	Inf	-Inf	32.20	3	Horizontal	8	1.96	-	75.56	27.45	4.75	-
PK	2.39G	73.57	74.00	-0.43	32.09	3	Horizontal	8	1.96	-	41.48	27.37	4.72	-
PK	2.4058G	116.65	Inf	-Inf	32.16	3	Horizontal	8	1.96	-	84.49	27.42	4.74	-

802.11g_Nss1,(6Mbps)_2TX

2412MHz_TX

04/02/2020

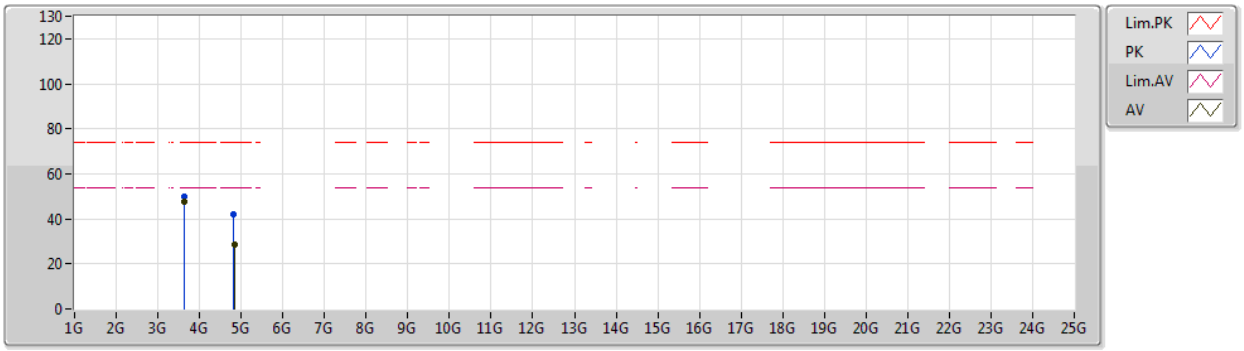

Type	Freq	Level	Limit	Margin	Factor	Dist	Condition	Azimuth	Height	Comment	Raw	AF	CL	PA
	(Hz)	(dBuV/m)	(dBuV/m)	(dB)	(dB)	(m)		(°)	(m)		(dBuV)	(dB)	(dB)	(dB)
AV	3.61799G	47.85	54.00	-6.15	0.84	3	Vertical	27	1.08	-	47.01	29.01	5.93	34.10
AV	4.83084G	28.79	54.00	-25.21	4.30	3	Vertical	254	1.50	-	24.49	31.40	6.79	33.89
PK	3.618G	50.06	74.00	-23.94	0.84	3	Vertical	27	1.08	-	49.22	29.01	5.93	34.10
PK	4.82136G	42.14	74.00	-31.86	4.27	3	Vertical	254	1.50	-	37.87	31.38	6.79	33.90

802.11g_Nss1,(6Mbps)_2TX

2412MHz_TX

04/02/2020

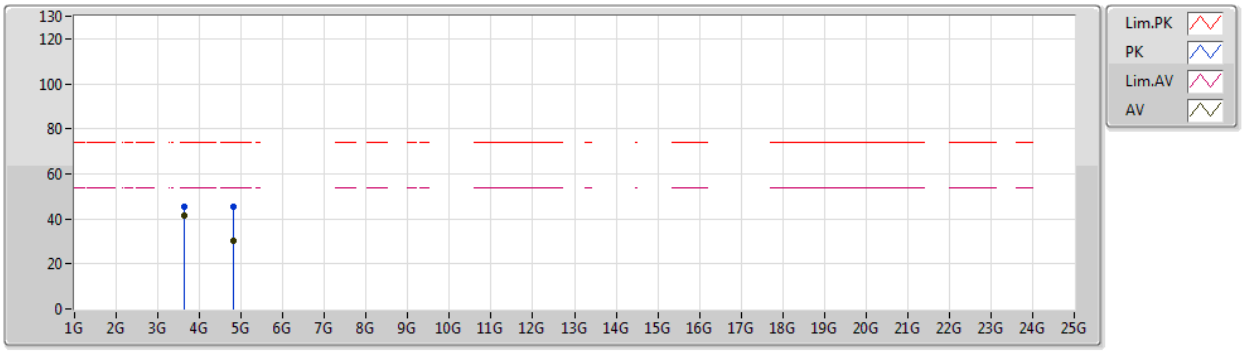

Type	Freq	Level	Limit	Margin	Factor	Dist	Condition	Azimuth	Height	Comment	Raw	AF	CL	PA
	(Hz)	(dBuV/m)	(dBuV/m)	(dB)	(dB)	(m)		(°)	(m)		(dBuV)	(dB)	(dB)	(dB)
AV	3.61798G	41.56	54.00	-12.44	0.84	3	Horizontal	294	2.65	-	40.72	29.01	5.93	34.10
AV	4.824G	30.21	54.00	-23.79	4.27	3	Horizontal	2	1.26	-	25.94	31.38	6.79	33.90
PK	3.61795G	45.49	74.00	-28.51	0.84	3	Horizontal	294	2.65	-	44.65	29.01	5.93	34.10
PK	4.8186G	45.50	74.00	-28.50	4.26	3	Horizontal	2	1.26	-	41.24	31.37	6.79	33.90

802.11g_Nss1,(6Mbps)_2TX

2417MHz_TX

05/02/2020

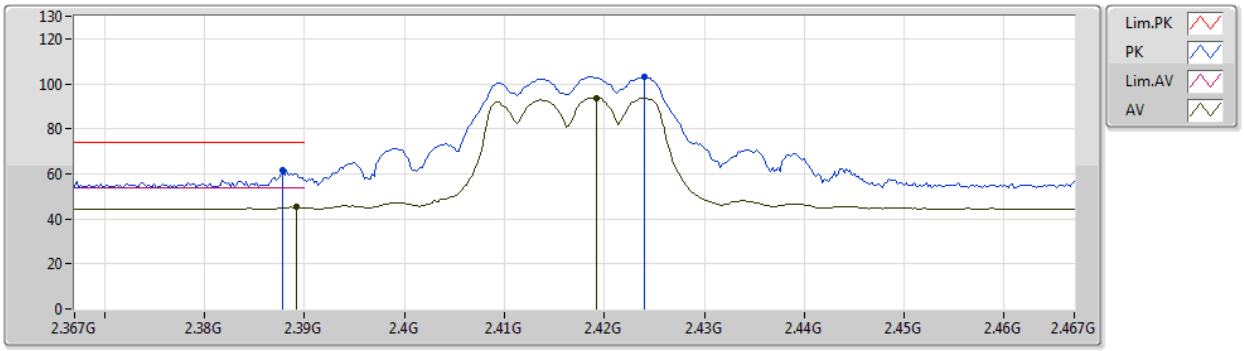

Type	Freq	Level	Limit	Margin	Factor	Dist	Condition	Azimuth	Height	Comment	Raw	AF	CL	PA
	(Hz)	(dBuV/m)	(dBuV/m)	(dB)	(dB)	(m)		(°)	(m)		(dBuV)	(dB)	(dB)	(dB)
AV	2.3892G	45.14	54.00	-8.86	32.09	3	Vertical	18	1.55	-	13.05	27.37	4.72	-
AV	2.4192G	93.85	Inf	-Inf	32.21	3	Vertical	18	1.55	-	61.64	27.46	4.75	-
PK	2.3878G	61.79	74.00	-12.21	32.08	3	Vertical	18	1.55	-	29.71	27.36	4.72	-
PK	2.424G	103.11	Inf	-Inf	32.23	3	Vertical	18	1.55	-	70.88	27.47	4.76	-

802.11g_Nss1,(6Mbps)_2TX

2417MHz_TX

05/02/2020

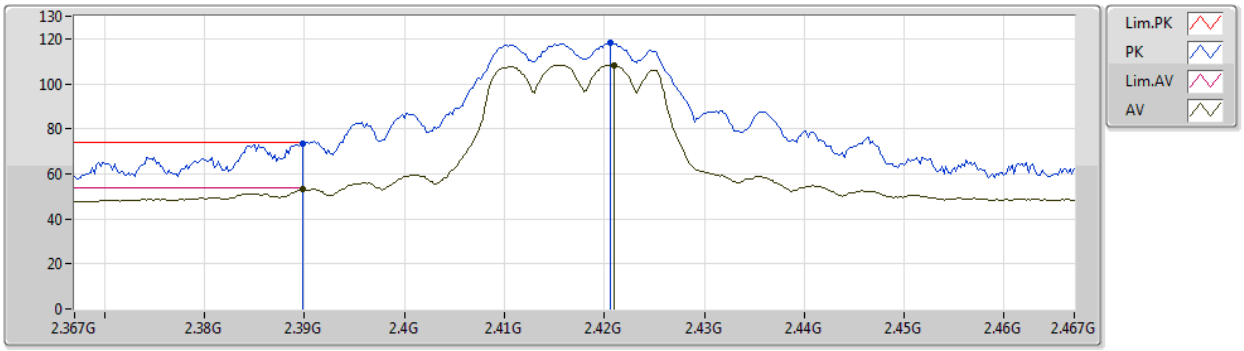

Type	Freq	Level	Limit	Margin	Factor	Dist	Condition	Azimuth	Height	Comment	Raw	AF	CL	PA
	(Hz)	(dBuV/m)	(dBuV/m)	(dB)	(dB)	(m)		(°)	(m)		(dBuV)	(dB)	(dB)	(dB)
AV	2.3898G	53.02	54.00	-0.98	32.09	3	Horizontal	4	1.76	-	20.93	27.37	4.72	-
AV	2.421G	108.41	Inf	-Inf	32.21	3	Horizontal	4	1.76	-	76.20	27.46	4.75	-
PK	2.3898G	73.63	74.00	-0.37	32.09	3	Horizontal	4	1.76	-	41.54	27.37	4.72	-
PK	2.4206G	117.98	Inf	-Inf	32.21	3	Horizontal	4	1.76	-	85.77	27.46	4.75	-

802.11g_Nss1,(6Mbps)_2TX

2437MHz_TX

05/02/2020

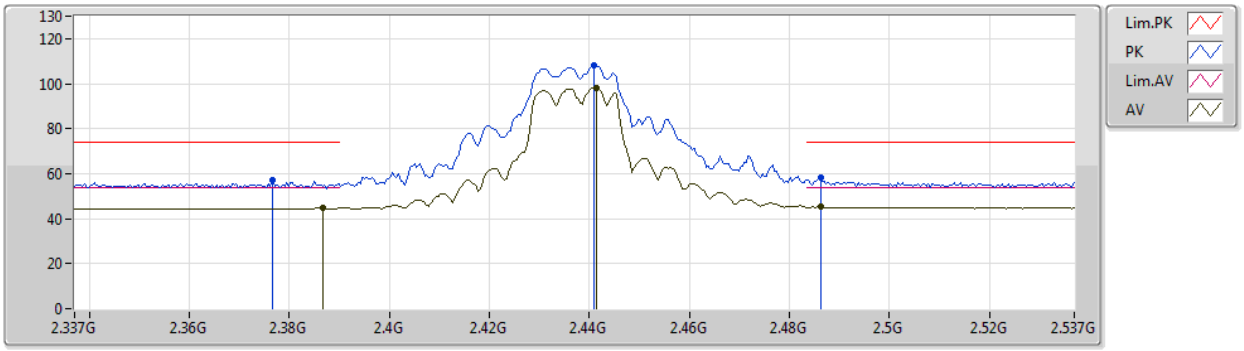

Type	Freq	Level	Limit	Margin	Factor	Dist	Condition	Azimuth	Height	Comment	Raw	AF	CL	PA
	(Hz)	(dBuV/m)	(dBuV/m)	(dB)	(dB)	(m)		(°)	(m)		(dBuV)	(dB)	(dB)	(dB)
AV	2.3866G	44.63	54.00	-9.37	32.07	3	Vertical	29	3.00	-	12.56	27.36	4.71	-
AV	2.4414G	98.02	Inf	-Inf	32.30	3	Vertical	29	3.00	-	65.72	27.52	4.78	-
AV	2.4862G	45.27	54.00	-8.73	32.49	3	Vertical	29	3.00	-	12.78	27.66	4.83	-
PK	2.3766G	57.02	74.00	-16.98	32.03	3	Vertical	29	3.00	-	24.99	27.33	4.70	-
PK	2.441G	108.14	Inf	-Inf	32.30	3	Vertical	29	3.00	-	75.84	27.52	4.78	-
PK	2.4862G	58.34	74.00	-15.66	32.49	3	Vertical	29	3.00	-	25.85	27.66	4.83	-

802.11g_Nss1,(6Mbps)_2TX

2437MHz_TX

05/02/2020

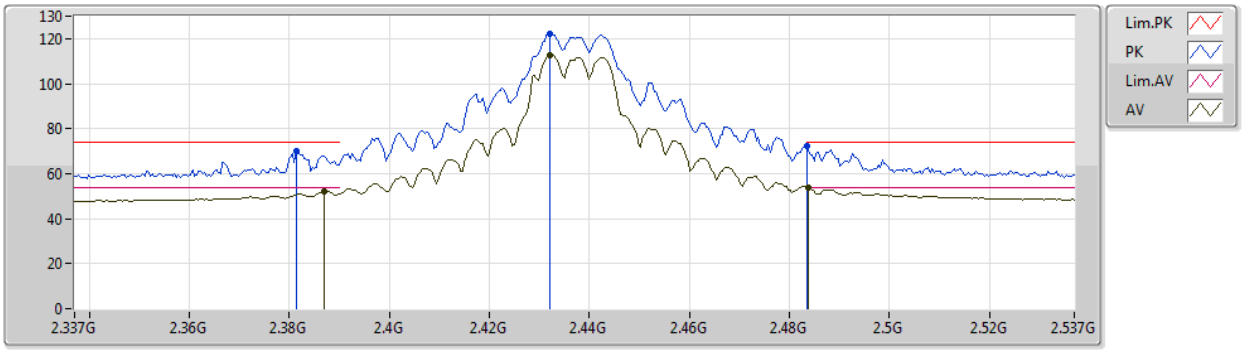

Type	Freq	Level	Limit	Margin	Factor	Dist	Condition	Azimuth	Height	Comment	Raw	AF	CL	PA
	(Hz)	(dBuV/m)	(dBuV/m)	(dB)	(dB)	(m)		(°)	(m)		(dBuV)	(dB)	(dB)	(dB)
AV	2.387G	52.12	54.00	-1.88	32.07	3	Horizontal	6	1.47	-	20.05	27.36	4.71	-
AV	2.4322G	112.68	Inf	-Inf	32.27	3	Horizontal	6	1.47	-	80.41	27.50	4.77	-
AV	2.4838G	53.81	54.00	-0.19	32.48	3	Horizontal	6	1.47	-	21.33	27.65	4.83	-
PK	2.3814G	70.14	74.00	-3.86	32.05	3	Horizontal	6	1.47	-	38.09	27.34	4.71	-
PK	2.4322G	122.06	Inf	-Inf	32.27	3	Horizontal	6	1.47	-	89.79	27.50	4.77	-
PK	2.4835G	72.28	74.00	-1.72	32.48	3	Horizontal	6	1.47	-	39.80	27.65	4.83	-

802.11g_Nss1,(6Mbps)_2TX

2437MHz_TX

05/02/2020

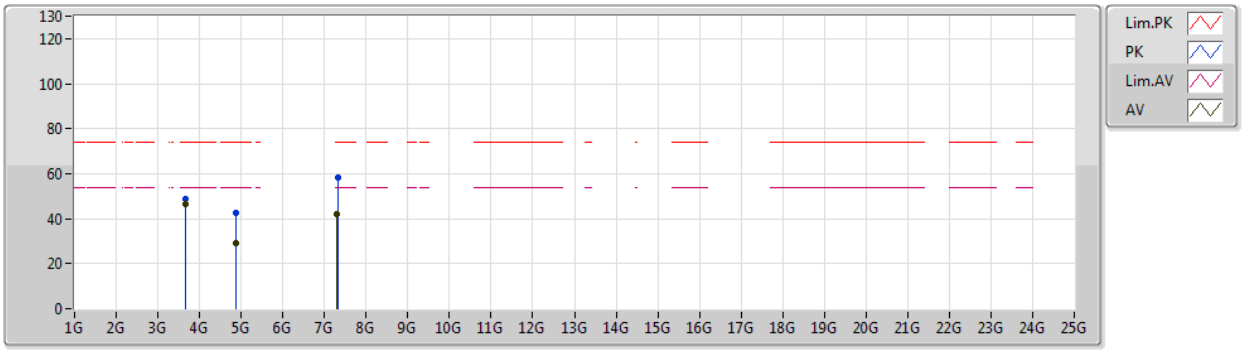

Type	Freq	Level	Limit	Margin	Factor	Dist	Condition	Azimuth	Height	Comment	Raw	AF	CL	PA
	(Hz)	(dBuV/m)	(dBuV/m)	(dB)	(dB)	(m)		(°)	(m)		(dBuV)	(dB)	(dB)	(dB)
AV	3.65551G	46.59	54.00	-7.41	1.01	3	Vertical	320	1.46	-	45.58	29.08	6.02	34.09
AV	4.87376G	29.32	54.00	-24.68	4.41	3	Vertical	346	1.49	-	24.91	31.47	6.81	33.87
AV	7.30842G	42.22	54.00	-11.78	10.50	3	Vertical	330	2.29	-	31.72	36.00	8.61	34.11
PK	3.65551G	48.81	74.00	-25.19	1.01	3	Vertical	320	1.46	-	47.80	29.08	6.02	34.09
PK	4.88804G	42.53	74.00	-31.47	4.44	3	Vertical	346	1.49	-	38.09	31.50	6.81	33.87
PK	7.31262G	58.27	74.00	-15.73	10.51	3	Vertical	330	2.29	-	47.76	36.01	8.61	34.11

802.11g_Nss1,(6Mbps)_2TX

2437MHz_TX

05/02/2020

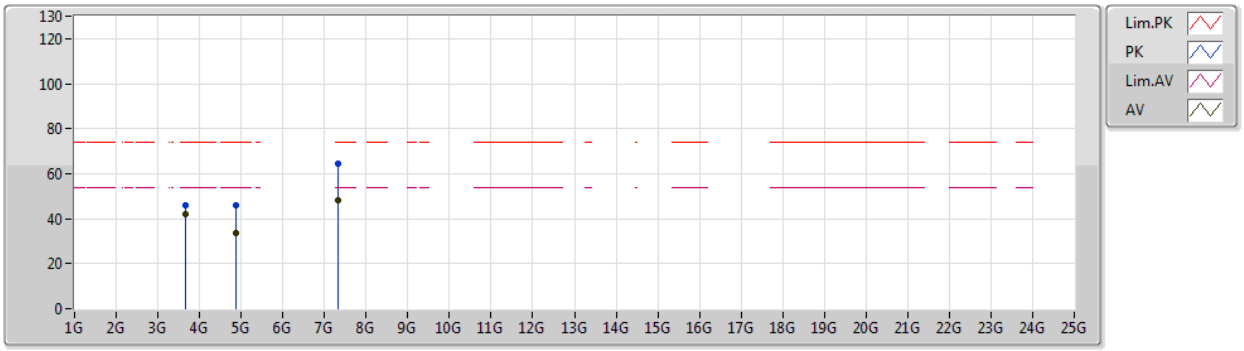

Type	Freq	Level	Limit	Margin	Factor	Dist	Condition	Azimuth	Height	Comment	Raw	AF	CL	PA
	(Hz)	(dBuV/m)	(dBuV/m)	(dB)	(dB)	(m)		(°)	(m)		(dBuV)	(dB)	(dB)	(dB)
AV	3.6555G	42.00	54.00	-12.00	1.01	3	Horizontal	287	2.94	-	40.99	29.08	6.02	34.09
AV	4.87256G	33.53	54.00	-20.47	4.41	3	Horizontal	350	1.87	-	29.12	31.47	6.81	33.87
AV	7.31358G	48.35	54.00	-5.65	10.52	3	Horizontal	4	2.21	-	37.83	36.02	8.61	34.11
PK	3.65551G	45.89	74.00	-28.11	1.01	3	Horizontal	287	2.94	-	44.88	29.08	6.02	34.09
PK	4.87916G	46.11	74.00	-27.89	4.42	3	Horizontal	350	1.87	-	41.69	31.48	6.81	33.87
PK	7.31262G	64.25	74.00	-9.75	10.51	3	Horizontal	4	2.21	-	53.74	36.01	8.61	34.11

802.11g_Nss1,(6Mbps)_2TX

2457MHz_TX

05/02/2020

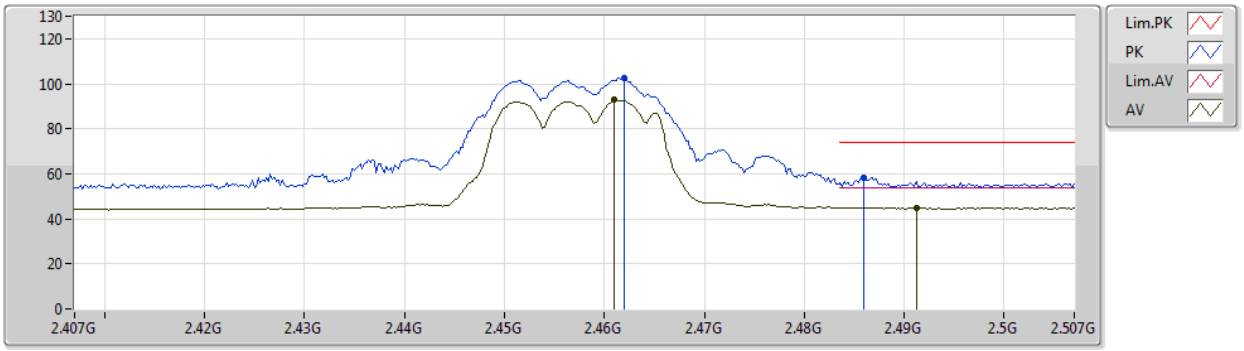

Type	Freq	Level	Limit	Margin	Factor	Dist	Condition	Azimuth	Height	Comment	Raw	AF	CL	PA
	(Hz)	(dBuV/m)	(dBuV/m)	(dB)	(dB)	(m)		(°)	(m)		(dBuV)	(dB)	(dB)	(dB)
AV	2.461G	92.92	Inf	-Inf	32.38	3	Vertical	66	1.49	-	60.54	27.58	4.80	-
AV	2.4912G	44.97	54.00	-9.03	32.51	3	Vertical	66	1.49	-	12.46	27.67	4.84	-
PK	2.462G	102.28	Inf	-Inf	32.39	3	Vertical	66	1.49	-	69.89	27.59	4.80	-
PK	2.486G	58.43	74.00	-15.57	32.49	3	Vertical	66	1.49	-	25.94	27.66	4.83	-

802.11g_Nss1,(6Mbps)_2TX

2457MHz_TX

05/02/2020

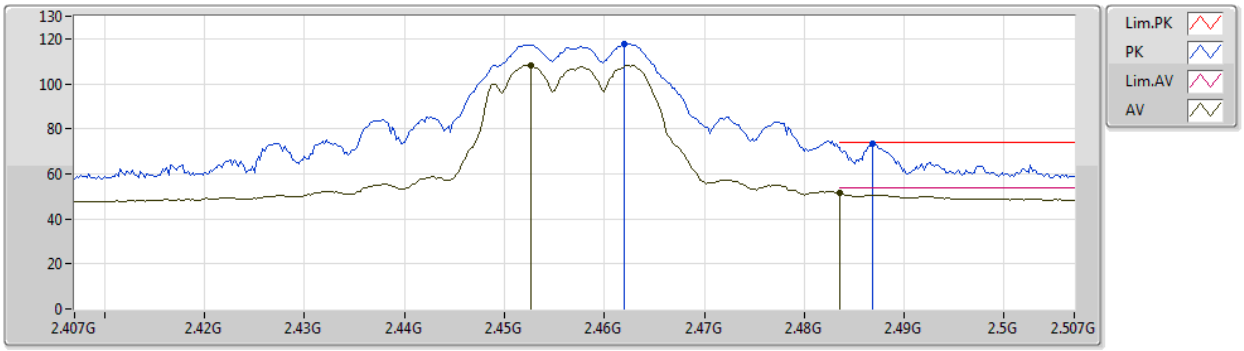

Type	Freq	Level	Limit	Margin	Factor	Dist	Condition	Azimuth	Height	Comment	Raw	AF	CL	PA
	(Hz)	(dBuV/m)	(dBuV/m)	(dB)	(dB)	(m)		(°)	(m)		(dBuV)	(dB)	(dB)	(dB)
AV	2.4526G	108.16	Inf	-Inf	32.35	3	Horizontal	3	1.47	-	75.81	27.56	4.79	-
AV	2.4836G	51.31	54.00	-2.69	32.48	3	Horizontal	3	1.47	-	18.83	27.65	4.83	-
PK	2.462G	117.83	Inf	-Inf	32.39	3	Horizontal	3	1.47	-	85.44	27.59	4.80	-
PK	2.4868G	73.53	74.00	-0.47	32.49	3	Horizontal	3	1.47	-	41.04	27.66	4.83	-

802.11g_Nss1,(6Mbps)_2TX

2462MHz_TX

05/02/2020

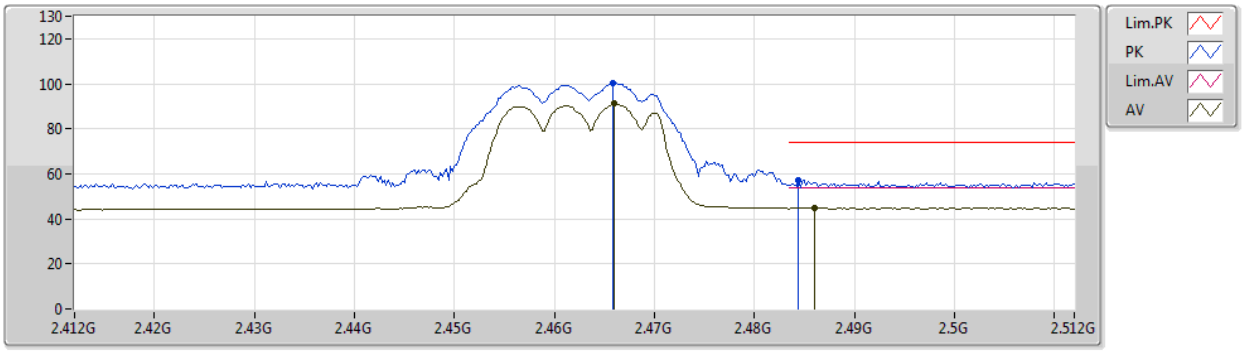

Type	Freq	Level	Limit	Margin	Factor	Dist	Condition	Azimuth	Height	Comment	Raw	AF	CL	PA
	(Hz)	(dBuV/m)	(dBuV/m)	(dB)	(dB)	(m)		(°)	(m)		(dBuV)	(dB)	(dB)	(dB)
AV	2.466G	91.27	Inf	-Inf	32.41	3	Vertical	15	1.48	-	58.86	27.60	4.81	-
AV	2.486G	44.81	54.00	-9.19	32.49	3	Vertical	15	1.48	-	12.32	27.66	4.83	-
PK	2.4658G	100.21	Inf	-Inf	32.41	3	Vertical	15	1.48	-	67.80	27.60	4.81	-
PK	2.4844G	57.06	74.00	-16.94	32.48	3	Vertical	15	1.48	-	24.58	27.65	4.83	-

802.11g_Nss1,(6Mbps)_2TX

2462MHz_TX

05/02/2020

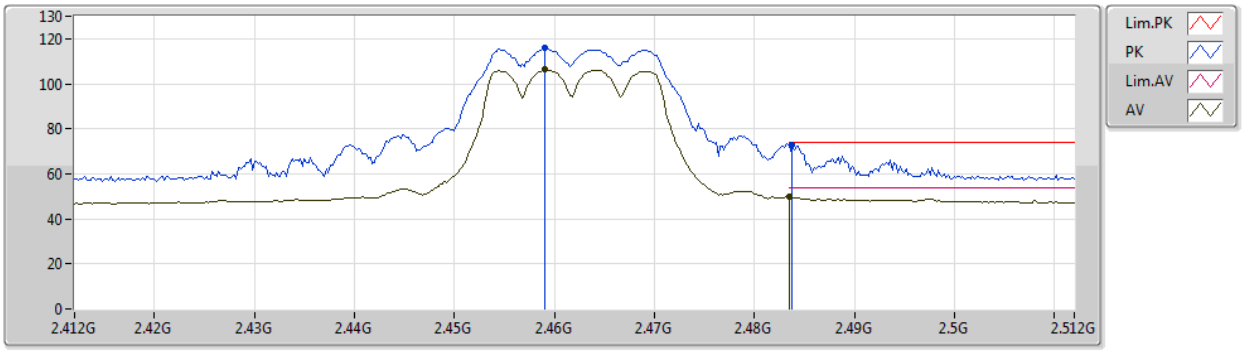

Type	Freq	Level	Limit	Margin	Factor	Dist	Condition	Azimuth	Height	Comment	Raw	AF	CL	PA
	(Hz)	(dBuV/m)	(dBuV/m)	(dB)	(dB)	(m)		(°)	(m)		(dBuV)	(dB)	(dB)	(dB)
AV	2.459G	106.29	Inf	-Inf	32.38	3	Horizontal	7	2.14	-	73.91	27.58	4.80	-
AV	2.4835G	49.80	54.00	-4.20	32.48	3	Horizontal	7	2.14	-	17.32	27.65	4.83	-
PK	2.459G	115.80	Inf	-Inf	32.38	3	Horizontal	7	2.14	-	83.42	27.58	4.80	-
PK	2.4838G	73.06	74.00	-0.94	32.48	3	Horizontal	7	2.14	-	40.58	27.65	4.83	-

802.11g_Nss1,(6Mbps)_2TX

2462MHz_TX

05/02/2020

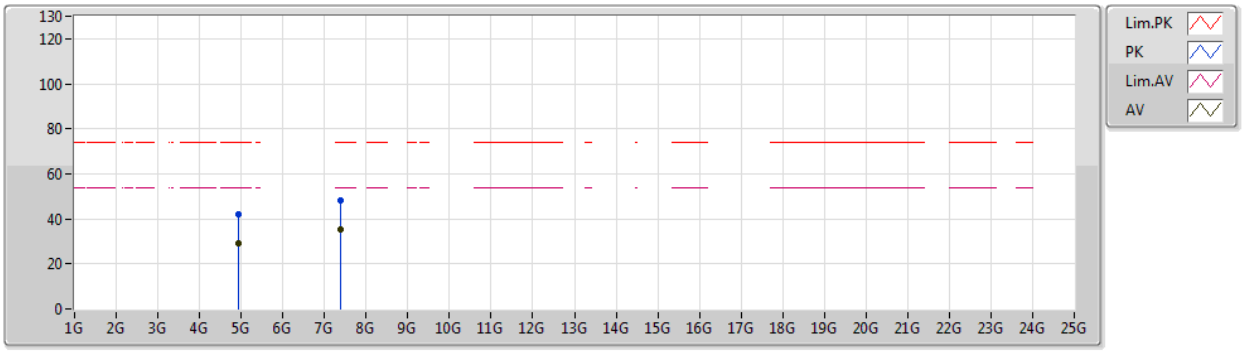

Type	Freq	Level	Limit	Margin	Factor	Dist	Condition	Azimuth	Height	Comment	Raw	AF	CL	PA
	(Hz)	(dBuV/m)	(dBuV/m)	(dB)	(dB)	(m)		(°)	(m)		(dBuV)	(dB)	(dB)	(dB)
AV	4.92088G	29.19	54.00	-24.81	4.53	3	Vertical	1	1.49	-	24.66	31.56	6.82	33.85
AV	7.39854G	35.14	54.00	-18.86	10.79	3	Vertical	347	1.48	-	24.35	36.24	8.66	34.11
PK	4.93198G	42.30	74.00	-31.70	4.57	3	Vertical	1	1.49	-	37.73	31.58	6.83	33.84
PK	7.38042G	48.08	74.00	-25.92	10.73	3	Vertical	347	1.48	-	37.35	36.19	8.65	34.11

802.11g_Nss1,(6Mbps)_2TX

2462MHz_TX

05/02/2020

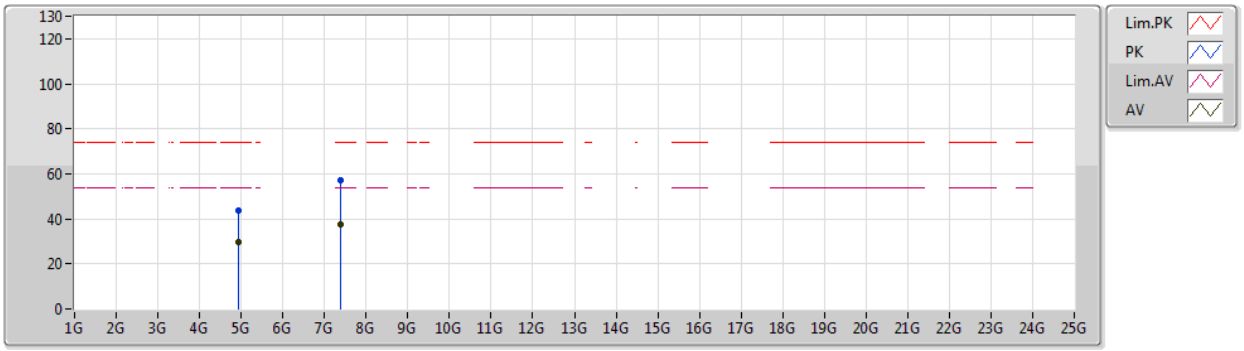

Type	Freq	Level	Limit	Margin	Factor	Dist	Condition	Azimuth	Height	Comment	Raw	AF	CL	PA
	(Hz)	(dBuV/m)	(dBuV/m)	(dB)	(dB)	(m)		(°)	(m)		(dBuV)	(dB)	(dB)	(dB)
AV	4.92406G	29.85	54.00	-24.15	4.53	3	Horizontal	0	1.34	-	25.32	31.56	6.82	33.85
AV	7.38636G	37.63	54.00	-16.37	10.74	3	Horizontal	7	1.30	-	26.89	36.20	8.65	34.11
PK	4.9297G	43.85	74.00	-30.15	4.55	3	Horizontal	0	1.34	-	39.30	31.57	6.82	33.84
PK	7.38702G	57.09	74.00	-16.91	10.75	3	Horizontal	7	1.30	-	46.34	36.21	8.65	34.11

802.11ax HEW20_Nss2,(MCS0)_2TX

2412MHz_TX

05/02/2020

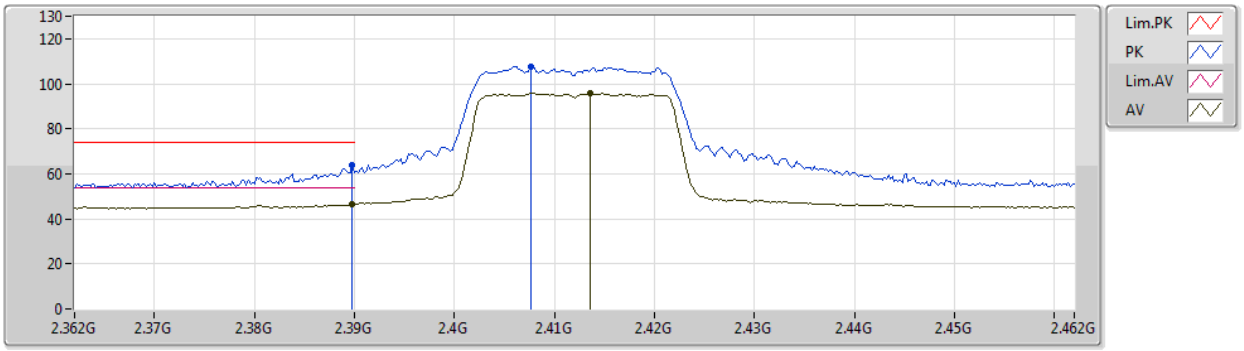

Type	Freq	Level	Limit	Margin	Factor	Dist	Condition	Azimuth	Height	Comment	Raw	AF	CL	PA
	(Hz)	(dBuV/m)	(dBuV/m)	(dB)	(dB)	(m)		(°)	(m)		(dBuV)	(dB)	(dB)	(dB)
AV	2.3898G	46.32	54.00	-7.68	32.09	3	Vertical	320	3.00	-	14.23	27.37	4.72	-
AV	2.4136G	95.93	Inf	-Inf	32.19	3	Vertical	320	3.00	-	63.74	27.44	4.75	-
PK	2.3898G	63.80	74.00	-10.20	32.09	3	Vertical	320	3.00	-	31.71	27.37	4.72	-
PK	2.4076G	107.42	Inf	-Inf	32.16	3	Vertical	320	3.00	-	75.26	27.42	4.74	-

802.11ax HEW20_Nss2,(MCS0)_2TX

2412MHz_TX

05/02/2020

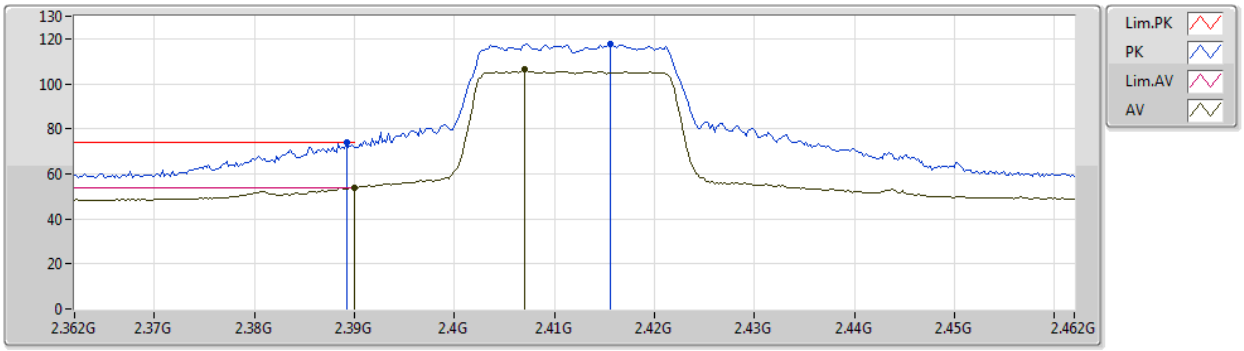

Type	Freq	Level	Limit	Margin	Factor	Dist	Condition	Azimuth	Height	Comment	Raw	AF	CL	PA
	(Hz)	(dBuV/m)	(dBuV/m)	(dB)	(dB)	(m)		(°)	(m)		(dBuV)	(dB)	(dB)	(dB)
AV	2.39G	53.74	54.00	-0.26	32.09	3	Horizontal	11	1.30	-	21.65	27.37	4.72	-
AV	2.407G	106.20	Inf	-Inf	32.16	3	Horizontal	11	1.30	-	74.04	27.42	4.74	-
PK	2.3892G	73.74	74.00	-0.26	32.09	3	Horizontal	11	1.30	-	41.65	27.37	4.72	-
PK	2.4156G	117.53	Inf	-Inf	32.20	3	Horizontal	11	1.30	-	85.33	27.45	4.75	-

802.11ax HEW20_Nss2,(MCS0)_2TX

2412MHz_TX

05/02/2020

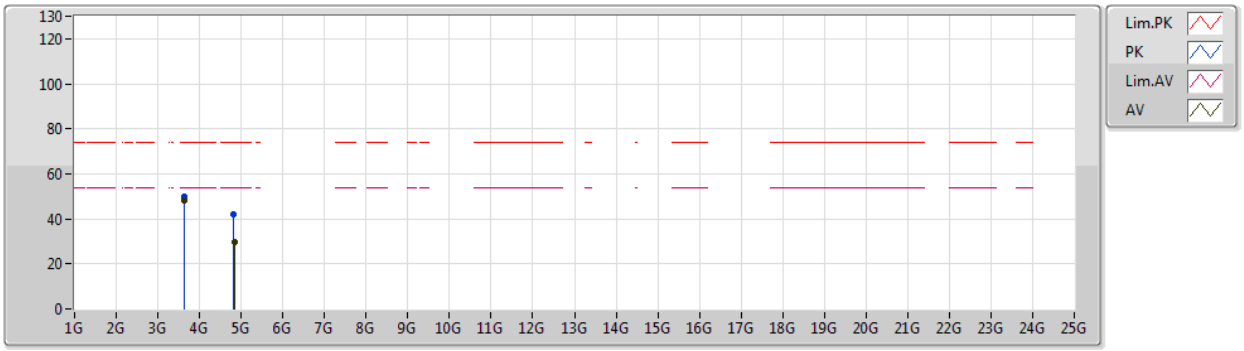

Type	Freq	Level	Limit	Margin	Factor	Dist	Condition	Azimuth	Height	Comment	Raw	AF	CL	PA
	(Hz)	(dBuV/m)	(dBuV/m)	(dB)	(dB)	(m)		(°)	(m)		(dBuV)	(dB)	(dB)	(dB)
AV	3.61798G	48.15	54.00	-5.85	0.84	3	Vertical	27	1.06	-	47.31	29.01	5.93	34.10
AV	4.83564G	29.43	54.00	-24.57	4.30	3	Vertical	288	1.48	-	25.13	31.40	6.79	33.89
PK	3.618G	49.90	74.00	-24.10	0.84	3	Vertical	27	1.06	-	49.06	29.01	5.93	34.10
PK	4.81044G	42.03	74.00	-31.97	4.25	3	Vertical	288	1.48	-	37.78	31.36	6.79	33.90

802.11ax HEW20_Nss2,(MCS0)_2TX

2412MHz_TX

05/02/2020

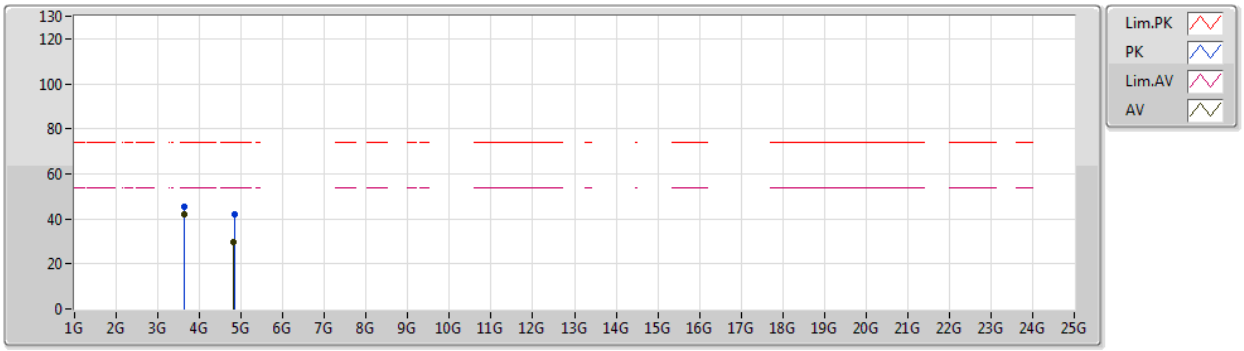

Type	Freq	Level	Limit	Margin	Factor	Dist	Condition	Azimuth	Height	Comment	Raw	AF	CL	PA
	(Hz)	(dBuV/m)	(dBuV/m)	(dB)	(dB)	(m)		(°)	(m)		(dBuV)	(dB)	(dB)	(dB)
AV	3.61801G	41.89	54.00	-12.11	0.84	3	Horizontal	296	2.86	-	41.05	29.01	5.93	34.10
AV	4.82136G	29.52	54.00	-24.48	4.27	3	Horizontal	146	1.48	-	25.25	31.38	6.79	33.90
PK	3.61803G	45.22	74.00	-28.78	0.84	3	Horizontal	296	2.86	-	44.38	29.01	5.93	34.10
PK	4.8336G	41.90	74.00	-32.10	4.30	3	Horizontal	175	1.48	-	37.60	31.40	6.79	33.89

802.11ax HEW20_Nss2,(MCS0)_2TX

2417MHz_TX

05/02/2020

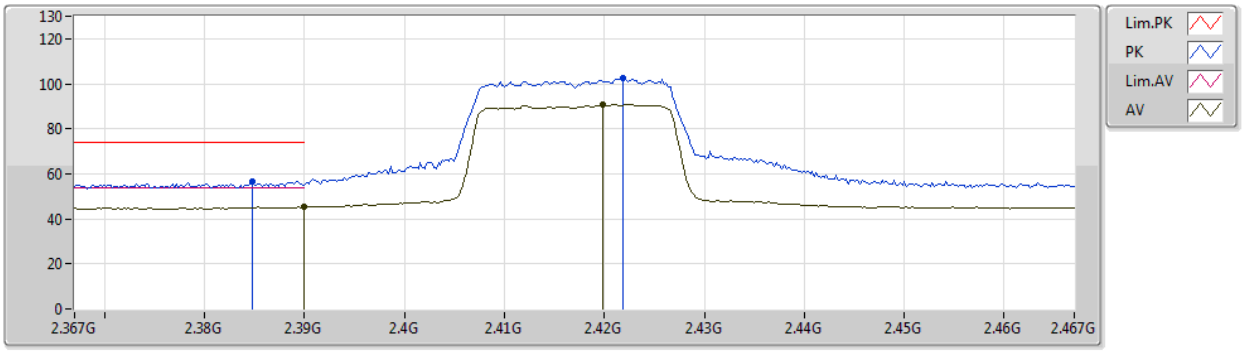

Type	Freq	Level	Limit	Margin	Factor	Dist	Condition	Azimuth	Height	Comment	Raw	AF	CL	PA
	(Hz)	(dBuV/m)	(dBuV/m)	(dB)	(dB)	(m)		(°)	(m)		(dBuV)	(dB)	(dB)	(dB)
AV	2.39G	45.37	54.00	-8.63	32.09	3	Vertical	23	1.49	-	13.28	27.37	4.72	-
AV	2.4198G	90.75	Inf	-Inf	32.21	3	Vertical	23	1.49	-	58.54	27.46	4.75	-
PK	2.3848G	56.46	74.00	-17.54	32.06	3	Vertical	23	1.49	-	24.40	27.35	4.71	-
PK	2.4218G	102.50	Inf	-Inf	32.23	3	Vertical	23	1.49	-	70.27	27.47	4.76	-

802.11ax HEW20_Nss2,(MCS0)_2TX

2417MHz_TX

05/02/2020

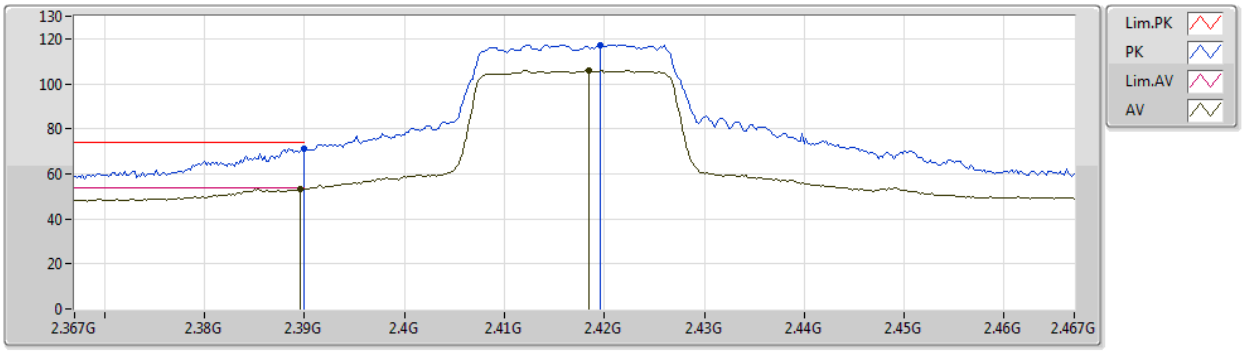

Type	Freq	Level	Limit	Margin	Factor	Dist	Condition	Azimuth	Height	Comment	Raw	AF	CL	PA
	(Hz)	(dBuV/m)	(dBuV/m)	(dB)	(dB)	(m)		(°)	(m)		(dBuV)	(dB)	(dB)	(dB)
AV	2.3896G	53.17	54.00	-0.83	32.09	3	Horizontal	9	1.47	-	21.08	27.37	4.72	-
AV	2.4184G	106.00	Inf	-Inf	32.21	3	Horizontal	9	1.47	-	73.79	27.46	4.75	-
PK	2.39G	71.03	74.00	-2.97	32.09	3	Horizontal	9	1.47	-	38.94	27.37	4.72	-
PK	2.4196G	117.27	Inf	-Inf	32.21	3	Horizontal	9	1.47	-	85.06	27.46	4.75	-

802.11ax HEW20_Nss2,(MCS0)_2TX

2437MHz_TX

05/02/2020

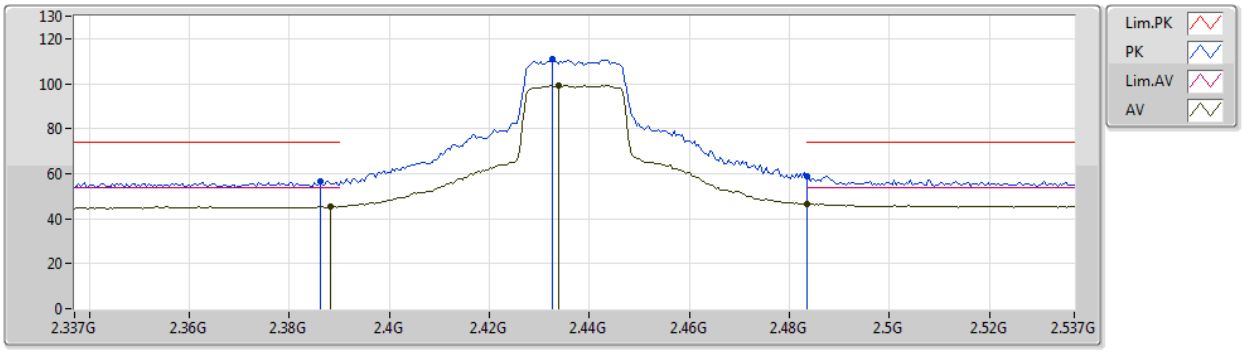

Type	Freq	Level	Limit	Margin	Factor	Dist	Condition	Azimuth	Height	Comment	Raw	AF	CL	PA
	(Hz)	(dBuV/m)	(dBuV/m)	(dB)	(dB)	(m)		(°)	(m)		(dBuV)	(dB)	(dB)	(dB)
AV	2.3882G	45.42	54.00	-8.58	32.08	3	Vertical	318	2.94	-	13.34	27.36	4.72	-
AV	2.4338G	99.22	Inf	-Inf	32.27	3	Vertical	318	2.94	-	66.95	27.50	4.77	-
AV	2.4835G	46.71	54.00	-7.29	32.48	3	Vertical	318	2.94	-	14.23	27.65	4.83	-
PK	2.3862G	56.34	74.00	-17.66	32.07	3	Vertical	318	2.94	-	24.27	27.36	4.71	-
PK	2.4326G	110.80	Inf	-Inf	32.27	3	Vertical	318	2.94	-	78.53	27.50	4.77	-
PK	2.4835G	59.05	74.00	-14.95	32.48	3	Vertical	318	2.94	-	26.57	27.65	4.83	-

802.11ax HEW20_Nss2,(MCS0)_2TX

2437MHz_TX

05/02/2020

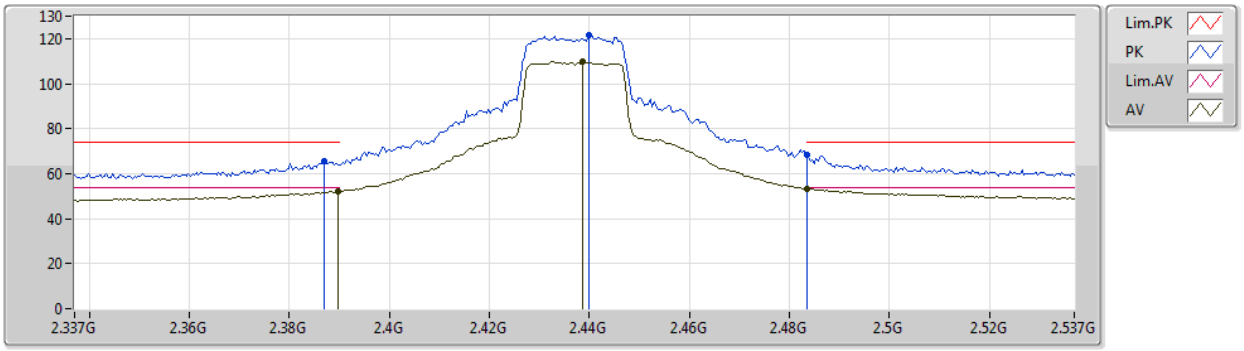

Type	Freq	Level	Limit	Margin	Factor	Dist	Condition	Azimuth	Height	Comment	Raw	AF	CL	PA
	(Hz)	(dBuV/m)	(dBuV/m)	(dB)	(dB)	(m)		(°)	(m)		(dBuV)	(dB)	(dB)	(dB)
AV	2.3898G	51.98	54.00	-2.02	32.09	3	Horizontal	8	1.71	-	19.89	27.37	4.72	-
AV	2.4386G	109.64	Inf	-Inf	32.30	3	Horizontal	8	1.71	-	77.34	27.52	4.78	-
AV	2.4835G	53.37	54.00	-0.63	32.48	3	Horizontal	8	1.71	-	20.89	27.65	4.83	-
PK	2.387G	65.37	74.00	-8.63	32.07	3	Horizontal	8	1.71	-	33.30	27.36	4.71	-
PK	2.4398G	121.46	Inf	-Inf	32.30	3	Horizontal	8	1.71	-	89.16	27.52	4.78	-
PK	2.4835G	68.34	74.00	-5.66	32.48	3	Horizontal	8	1.71	-	35.86	27.65	4.83	-

802.11ax HEW20_Nss2,(MCS0)_2TX

2437MHz_TX

05/02/2020

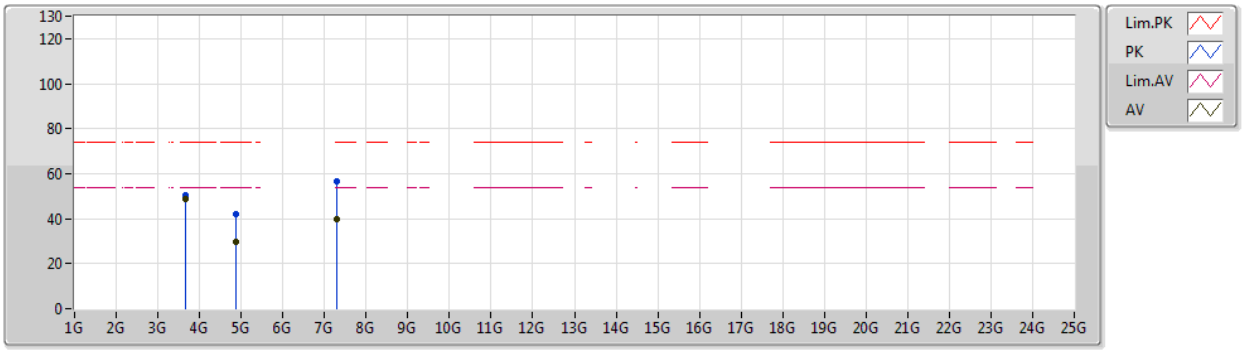

Type	Freq	Level	Limit	Margin	Factor	Dist	Condition	Azimuth	Height	Comment	Raw	AF	CL	PA
	(Hz)	(dBuV/m)	(dBuV/m)	(dB)	(dB)	(m)		(°)	(m)		(dBuV)	(dB)	(dB)	(dB)
AV	3.65548G	48.72	54.00	-5.28	1.01	3	Vertical	357	3.00	-	47.71	29.08	6.02	34.09
AV	4.88144G	29.90	54.00	-24.10	4.43	3	Vertical	313	2.84	-	25.47	31.49	6.81	33.87
AV	7.30998G	39.86	54.00	-14.14	10.51	3	Vertical	331	2.92	-	29.35	36.01	8.61	34.11
PK	3.6555G	50.36	74.00	-23.64	1.01	3	Vertical	357	3.00	-	49.35	29.08	6.02	34.09
PK	4.88462G	42.30	74.00	-31.70	4.43	3	Vertical	313	2.84	-	37.87	31.49	6.81	33.87
PK	7.30788G	56.47	74.00	-17.53	10.50	3	Vertical	331	2.92	-	45.97	36.00	8.61	34.11

802.11ax HEW20_Nss2,(MCS0)_2TX

2437MHz_TX

05/02/2020

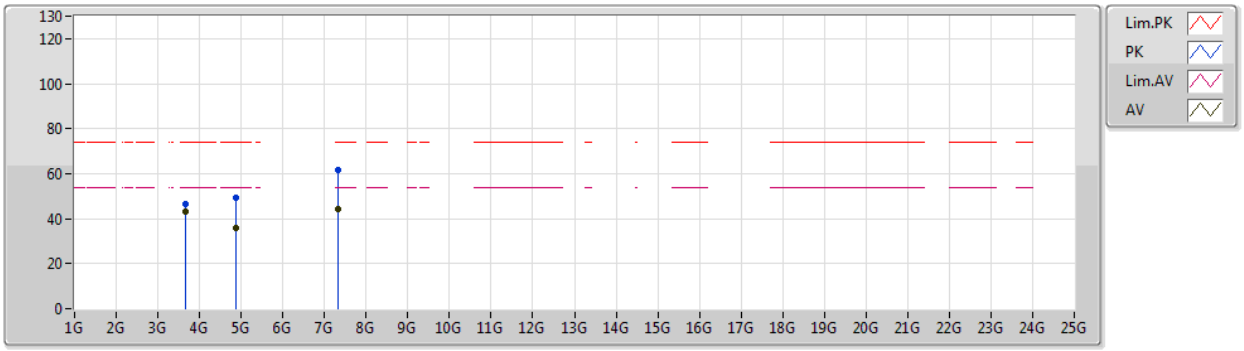

Type	Freq	Level	Limit	Margin	Factor	Dist	Condition	Azimuth	Height	Comment	Raw	AF	CL	PA
	(Hz)	(dBuV/m)	(dBuV/m)	(dB)	(dB)	(m)		(°)	(m)		(dBuV)	(dB)	(dB)	(dB)
AV	3.6555G	43.00	54.00	-11.00	1.01	3	Horizontal	297	3.00	-	41.99	29.08	6.02	34.09
AV	4.8761G	35.99	54.00	-18.01	4.42	3	Horizontal	354	1.49	-	31.57	31.48	6.81	33.87
AV	7.31106G	44.54	54.00	-9.46	10.51	3	Horizontal	358	2.11	-	34.03	36.01	8.61	34.11
PK	3.65547G	46.49	74.00	-27.51	1.01	3	Horizontal	297	3.00	-	45.48	29.08	6.02	34.09
PK	4.87418G	49.33	74.00	-24.67	4.41	3	Horizontal	354	1.49	-	44.92	31.47	6.81	33.87
PK	7.32174G	61.86	74.00	-12.14	10.55	3	Horizontal	358	2.11	-	51.31	36.04	8.62	34.11

802.11ax HEW20_Nss2,(MCS0)_2TX

2457MHz_TX

05/02/2020

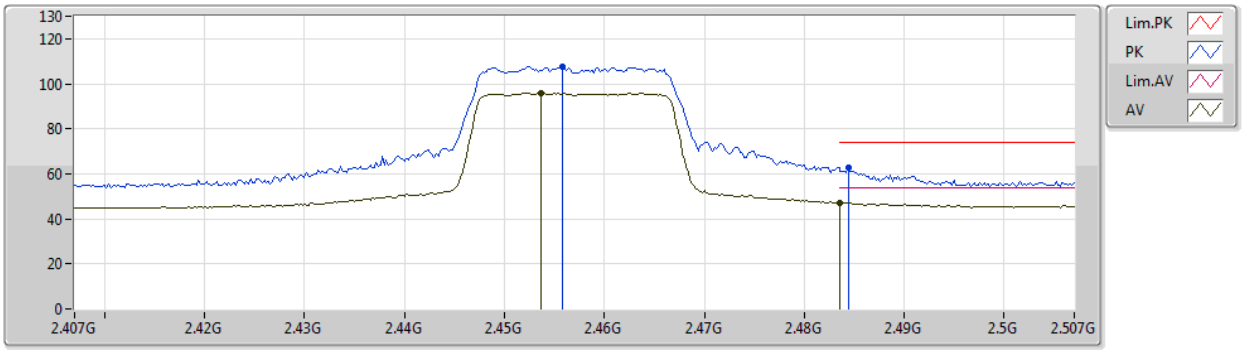

Type	Freq	Level	Limit	Margin	Factor	Dist	Condition	Azimuth	Height	Comment	Raw	AF	CL	PA
	(Hz)	(dBuV/m)	(dBuV/m)	(dB)	(dB)	(m)		(°)	(m)		(dBuV)	(dB)	(dB)	(dB)
AV	2.4536G	95.99	Inf	-Inf	32.35	3	Vertical	317	2.92	-	63.64	27.56	4.79	-
AV	2.4835G	47.20	54.00	-6.80	32.48	3	Vertical	317	2.92	-	14.72	27.65	4.83	-
PK	2.4558G	107.54	Inf	-Inf	32.37	3	Vertical	317	2.92	-	75.17	27.57	4.80	-
PK	2.4844G	62.88	74.00	-11.12	32.48	3	Vertical	317	2.92	-	30.40	27.65	4.83	-

802.11ax HEW20_Nss2,(MCS0)_2TX

2457MHz_TX

05/02/2020

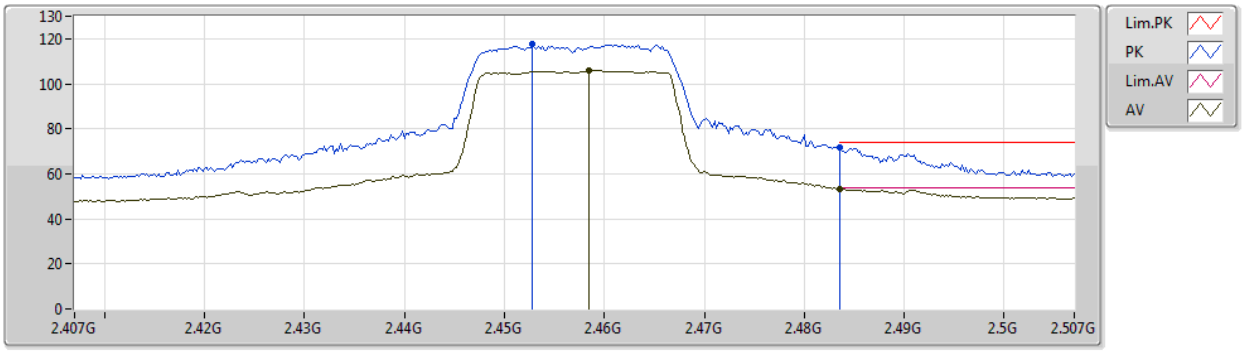

Type	Freq	Level	Limit	Margin	Factor	Dist	Condition	Azimuth	Height	Comment	Raw	AF	CL	PA
	(Hz)	(dBuV/m)	(dBuV/m)	(dB)	(dB)	(m)		(°)	(m)		(dBuV)	(dB)	(dB)	(dB)
AV	2.4584G	106.12	Inf	-Inf	32.38	3	Horizontal	7	1.66	-	73.74	27.58	4.80	-
AV	2.4836G	53.50	54.00	-0.50	32.48	3	Horizontal	7	1.66	-	21.02	27.65	4.83	-
PK	2.4528G	117.52	Inf	-Inf	32.35	3	Horizontal	7	1.66	-	85.17	27.56	4.79	-
PK	2.4835G	71.48	74.00	-2.52	32.48	3	Horizontal	7	1.66	-	39.00	27.65	4.83	-

802.11ax HEW20_Nss2,(MCS0)_2TX

2462MHz_TX

05/02/2020

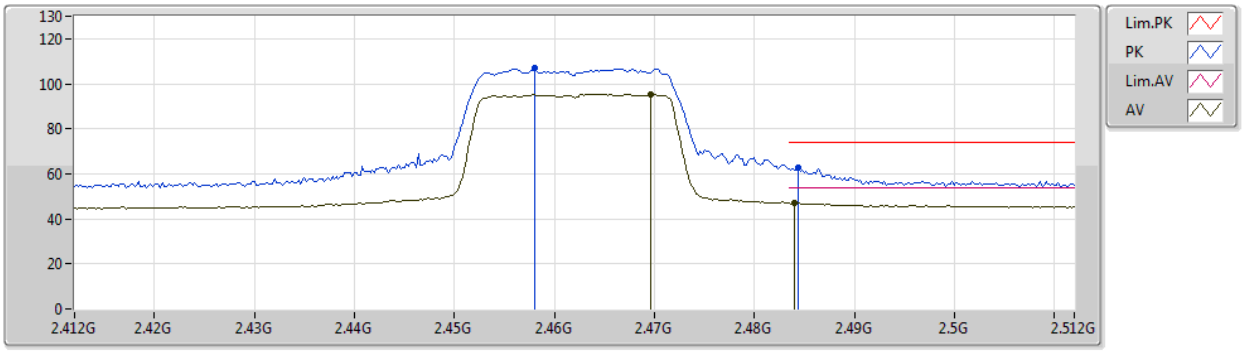

Type	Freq	Level	Limit	Margin	Factor	Dist	Condition	Azimuth	Height	Comment	Raw	AF	CL	PA
	(Hz)	(dBuV/m)	(dBuV/m)	(dB)	(dB)	(m)		(°)	(m)		(dBuV)	(dB)	(dB)	(dB)
AV	2.4696G	95.50	Inf	-Inf	32.42	3	Vertical	318	2.91	-	63.08	27.61	4.81	-
AV	2.484G	47.10	54.00	-6.90	32.48	3	Vertical	318	2.91	-	14.62	27.65	4.83	-
PK	2.458G	107.22	Inf	-Inf	32.37	3	Vertical	318	2.91	-	74.85	27.57	4.80	-
PK	2.4844G	62.73	74.00	-11.27	32.48	3	Vertical	318	2.91	-	30.25	27.65	4.83	-

802.11ax HEW20_Nss2,(MCS0)_2TX

2462MHz_TX

05/02/2020

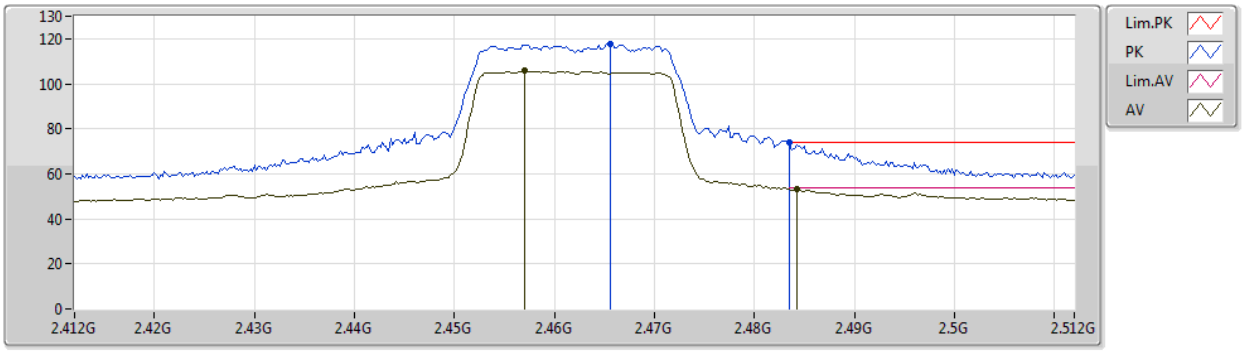

Type	Freq	Level	Limit	Margin	Factor	Dist	Condition	Azimuth	Height	Comment	Raw	AF	CL	PA
	(Hz)	(dBuV/m)	(dBuV/m)	(dB)	(dB)	(m)		(°)	(m)		(dBuV)	(dB)	(dB)	(dB)
AV	2.457G	106.09	Inf	-Inf	32.37	3	Horizontal	8	1.12	-	73.72	27.57	4.80	-
AV	2.4842G	53.05	54.00	-0.95	32.48	3	Horizontal	8	1.12	-	20.57	27.65	4.83	-
PK	2.4656G	117.82	Inf	-Inf	32.41	3	Horizontal	8	1.12	-	85.41	27.60	4.81	-
PK	2.4835G	73.72	74.00	-0.28	32.48	3	Horizontal	8	1.12	-	41.24	27.65	4.83	-

802.11ax HEW20_Nss2,(MCS0)_2TX

2462MHz_TX

05/02/2020

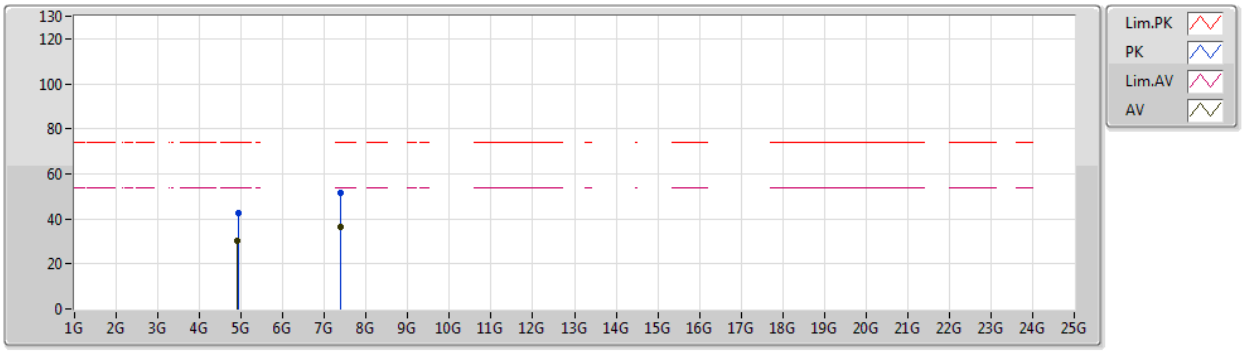

Type	Freq	Level	Limit	Margin	Factor	Dist	Condition	Azimuth	Height	Comment	Raw	AF	CL	PA
	(Hz)	(dBuV/m)	(dBuV/m)	(dB)	(dB)	(m)		(°)	(m)		(dBuV)	(dB)	(dB)	(dB)
AV	4.91074G	30.05	54.00	-23.95	4.51	3	Vertical	65	3.00	-	25.54	31.54	6.82	33.85
AV	7.38708G	36.70	54.00	-17.30	10.75	3	Vertical	322	2.90	-	25.95	36.21	8.65	34.11
PK	4.91932G	42.42	74.00	-31.58	4.52	3	Vertical	65	3.00	-	37.90	31.55	6.82	33.85
PK	7.38996G	51.78	74.00	-22.22	10.75	3	Vertical	322	2.90	-	41.03	36.21	8.65	34.11

802.11ax HEW20_Nss2,(MCS0)_2TX

2462MHz_TX

05/02/2020

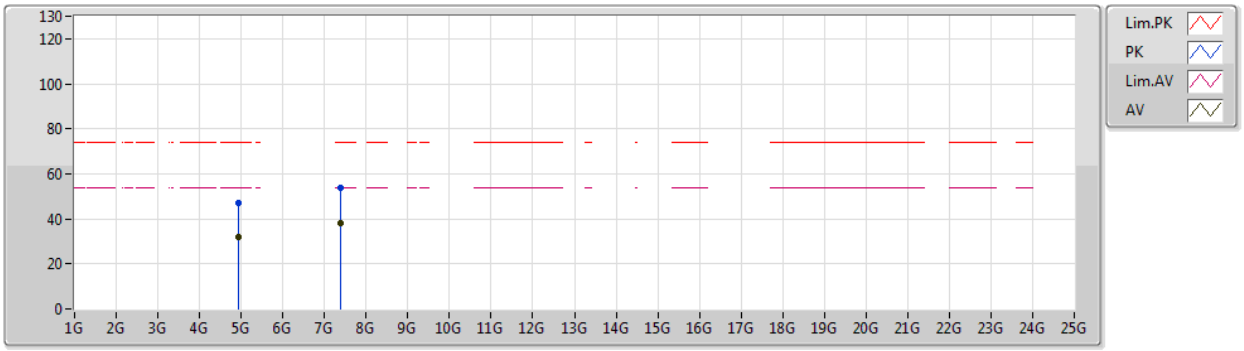

Type	Freq	Level	Limit	Margin	Factor	Dist	Condition	Azimuth	Height	Comment	Raw	AF	CL	PA
	(Hz)	(dBuV/m)	(dBuV/m)	(dB)	(dB)	(m)		(°)	(m)		(dBuV)	(dB)	(dB)	(dB)
AV	4.92502G	32.21	54.00	-21.79	4.55	3	Horizontal	355	1.50	-	27.66	31.57	6.82	33.84
AV	7.38378G	38.23	54.00	-15.77	10.74	3	Horizontal	0	1.49	-	27.49	36.20	8.65	34.11
PK	4.92262G	46.89	74.00	-27.11	4.53	3	Horizontal	355	1.50	-	42.36	31.56	6.82	33.85
PK	7.38768G	53.92	74.00	-20.08	10.75	3	Horizontal	0	1.49	-	43.17	36.21	8.65	34.11

802.11ax HEW40_Nss2,(MCS0)_2TX

2422MHz_TX

05/02/2020

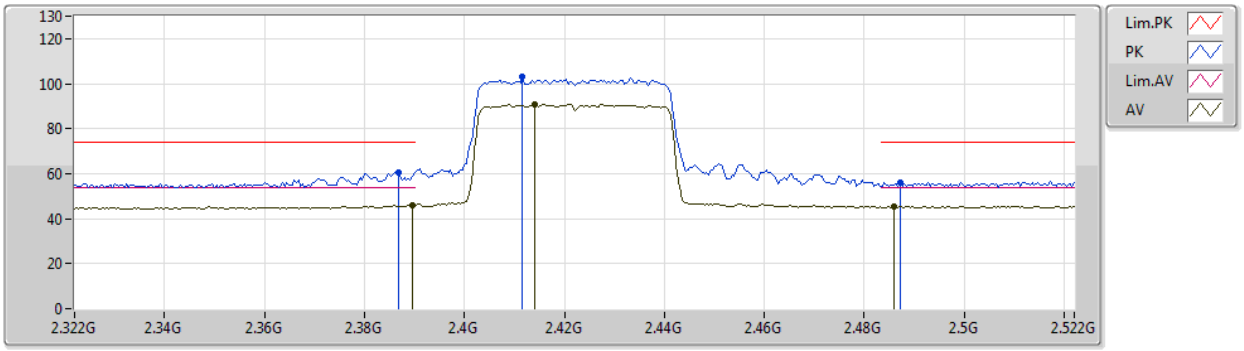

Type	Freq	Level	Limit	Margin	Factor	Dist	Condition	Azimuth	Height	Comment	Raw	AF	CL	PA
	(Hz)	(dBuV/m)	(dBuV/m)	(dB)	(dB)	(m)		(°)	(m)		(dBuV)	(dB)	(dB)	(dB)
AV	2.3896G	45.79	54.00	-8.21	32.09	3	Vertical	321	3.00	-	13.70	27.37	4.72	-
AV	2.414G	90.89	Inf	-Inf	32.19	3	Vertical	321	3.00	-	58.70	27.44	4.75	-
AV	2.486G	45.30	54.00	-8.70	32.49	3	Vertical	321	3.00	-	12.81	27.66	4.83	-
PK	2.3868G	60.76	74.00	-13.24	32.07	3	Vertical	321	3.00	-	28.69	27.36	4.71	-
PK	2.4116G	103.38	Inf	-Inf	32.17	3	Vertical	321	3.00	-	71.21	27.43	4.74	-
PK	2.4872G	56.09	74.00	-17.91	32.49	3	Vertical	321	3.00	-	23.60	27.66	4.83	-

802.11ax HEW40_Nss2,(MCS0)_2TX

2422MHz_TX

05/02/2020

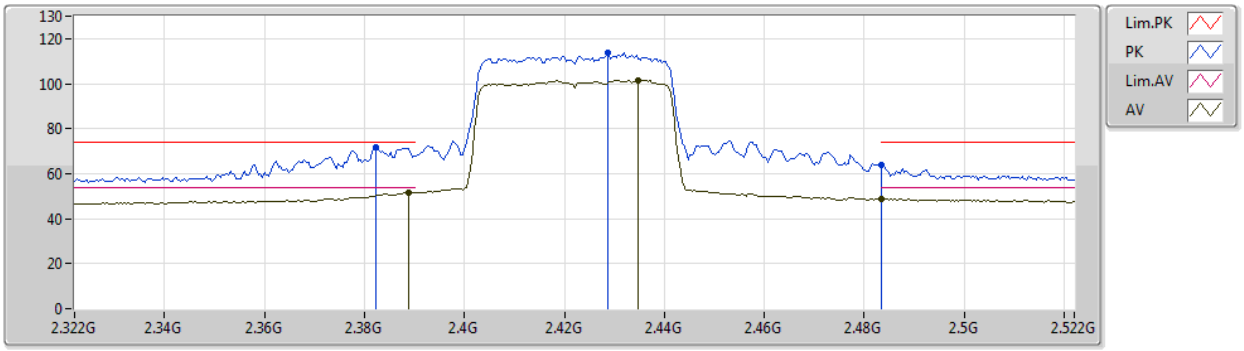

Type	Freq	Level	Limit	Margin	Factor	Dist	Condition	Azimuth	Height	Comment	Raw	AF	CL	PA
	(Hz)	(dBuV/m)	(dBuV/m)	(dB)	(dB)	(m)		(°)	(m)		(dBuV)	(dB)	(dB)	(dB)
AV	2.3888G	51.56	54.00	-2.44	32.09	3	Horizontal	12	1.49	-	19.47	27.37	4.72	-
AV	2.4348G	101.40	Inf	-Inf	32.27	3	Horizontal	12	1.49	-	69.13	27.50	4.77	-
AV	2.4835G	48.79	54.00	-5.21	32.48	3	Horizontal	12	1.49	-	16.31	27.65	4.83	-
PK	2.3824G	71.74	74.00	-2.26	32.06	3	Horizontal	12	1.49	-	39.68	27.35	4.71	-
PK	2.4288G	113.81	Inf	-Inf	32.25	3	Horizontal	12	1.49	-	81.56	27.49	4.76	-
PK	2.4835G	64.12	74.00	-9.88	32.48	3	Horizontal	12	1.49	-	31.64	27.65	4.83	-

802.11ax HEW40_Nss2,(MCS0)_2TX

2422MHz_TX

05/02/2020

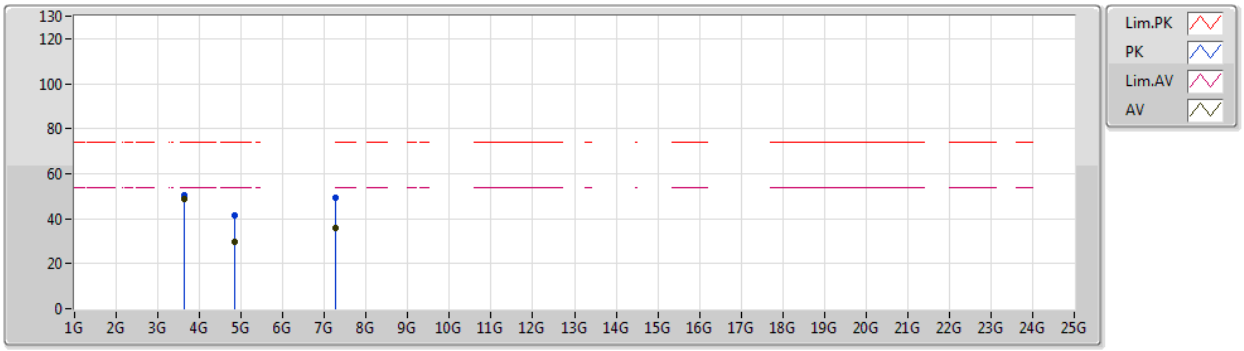

Type	Freq	Level	Limit	Margin	Factor	Dist	Condition	Azimuth	Height	Comment	Raw	AF	CL	PA
	(Hz)	(dBuV/m)	(dBuV/m)	(dB)	(dB)	(m)		(°)	(m)		(dBuV)	(dB)	(dB)	(dB)
AV	3.63297G	48.52	54.00	-5.48	0.91	3	Vertical	30	1.00	-	47.61	29.04	5.97	34.10
AV	4.85558G	29.59	54.00	-24.41	4.36	3	Vertical	66	1.49	-	25.23	31.44	6.80	33.88
AV	7.26288G	35.68	54.00	-18.32	10.36	3	Vertical	301	2.21	-	25.32	35.88	8.59	34.11
PK	3.63305G	50.28	74.00	-23.72	0.91	3	Vertical	30	1.00	-	49.37	29.04	5.97	34.10
PK	4.83056G	41.70	74.00	-32.30	4.30	3	Vertical	66	1.49	-	37.40	31.40	6.79	33.89
PK	7.27062G	49.54	74.00	-24.46	10.38	3	Vertical	301	2.21	-	39.16	35.90	8.59	34.11

802.11ax HEW40_Nss2,(MCS0)_2TX

2422MHz_TX

05/02/2020

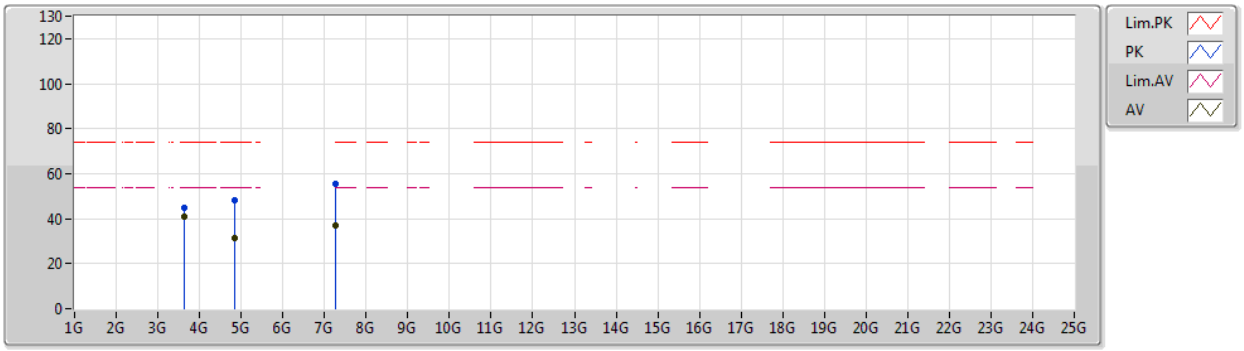

Type	Freq	Level	Limit	Margin	Factor	Dist	Condition	Azimuth	Height	Comment	Raw	AF	CL	PA
	(Hz)	(dBuV/m)	(dBuV/m)	(dB)	(dB)	(m)		(°)	(m)		(dBuV)	(dB)	(dB)	(dB)
AV	3.63298G	40.63	54.00	-13.37	0.91	3	Horizontal	303	2.94	-	39.72	29.04	5.97	34.10
AV	4.84412G	31.50	54.00	-22.50	4.33	3	Horizontal	360	1.19	-	27.17	31.42	6.80	33.89
AV	7.26834G	37.15	54.00	-16.85	10.38	3	Horizontal	0	2.25	-	26.77	35.90	8.59	34.11
PK	3.6329G	44.71	74.00	-29.29	0.91	3	Horizontal	303	2.94	-	43.80	29.04	5.97	34.10
PK	4.84382G	48.40	74.00	-25.60	4.33	3	Horizontal	360	1.19	-	44.07	31.42	6.80	33.89
PK	7.26816G	55.62	74.00	-18.38	10.38	3	Horizontal	0	2.25	-	45.24	35.90	8.59	34.11

802.11ax HEW40_Nss2,(MCS0)_2TX

2427MHz_TX

05/02/2020

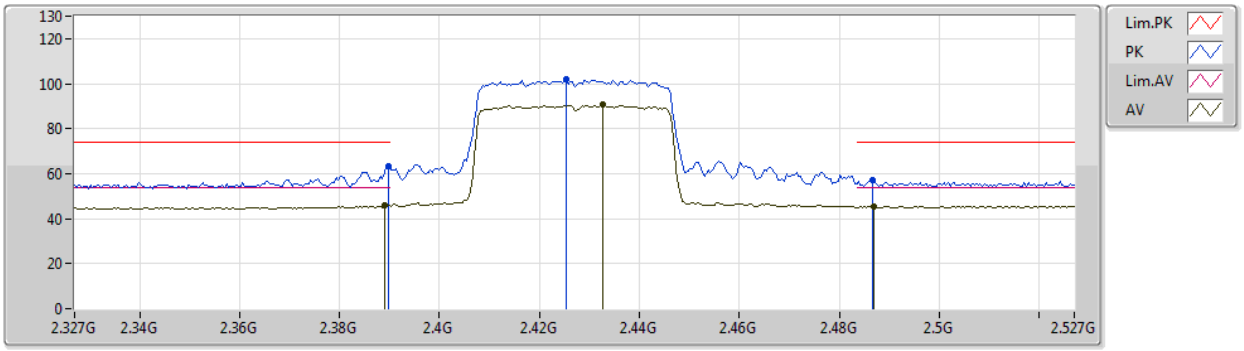

Type	Freq	Level	Limit	Margin	Factor	Dist	Condition	Azimuth	Height	Comment	Raw	AF	CL	PA
	(Hz)	(dBuV/m)	(dBuV/m)	(dB)	(dB)	(m)		(°)	(m)		(dBuV)	(dB)	(dB)	(dB)
AV	2.389G	46.12	54.00	-7.88	32.09	3	Vertical	317	2.99	-	14.03	27.37	4.72	-
AV	2.4326G	90.53	Inf	-Inf	32.27	3	Vertical	317	2.99	-	58.26	27.50	4.77	-
AV	2.487G	45.32	54.00	-8.68	32.49	3	Vertical	317	2.99	-	12.83	27.66	4.83	-
PK	2.3898G	63.27	74.00	-10.73	32.09	3	Vertical	317	2.99	-	31.18	27.37	4.72	-
PK	2.4254G	101.87	Inf	-Inf	32.24	3	Vertical	317	2.99	-	69.63	27.48	4.76	-
PK	2.4866G	57.23	74.00	-16.77	32.49	3	Vertical	317	2.99	-	24.74	27.66	4.83	-

802.11ax HEW40_Nss2,(MCS0)_2TX

2427MHz_TX

05/02/2020

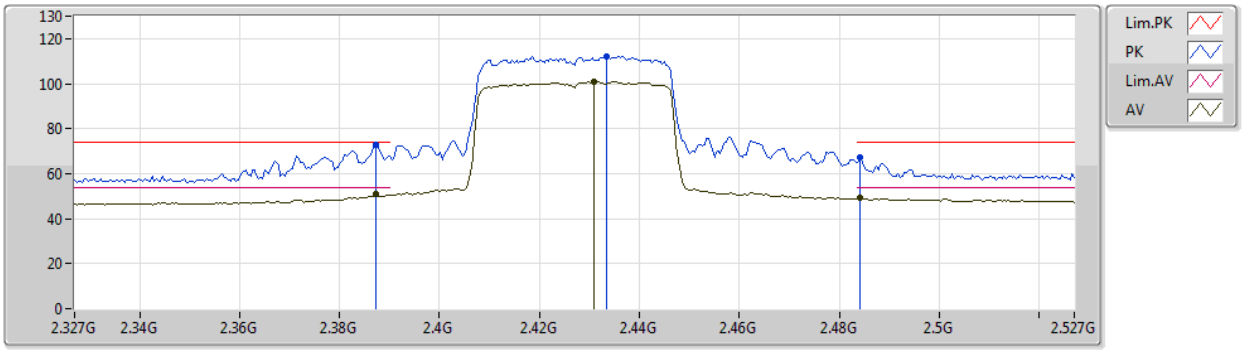

Type	Freq	Level	Limit	Margin	Factor	Dist	Condition	Azimuth	Height	Comment	Raw	AF	CL	PA
	(Hz)	(dBuV/m)	(dBuV/m)	(dB)	(dB)	(m)		(°)	(m)		(dBuV)	(dB)	(dB)	(dB)
AV	2.3874G	50.84	54.00	-3.16	32.08	3	Horizontal	8	1.48	-	18.76	27.36	4.72	-
AV	2.431G	101.08	Inf	-Inf	32.26	3	Horizontal	8	1.48	-	68.82	27.49	4.77	-
AV	2.4842G	49.10	54.00	-4.90	32.48	3	Horizontal	8	1.48	-	16.62	27.65	4.83	-
PK	2.3874G	72.75	74.00	-1.25	32.08	3	Horizontal	8	1.48	-	40.67	27.36	4.72	-
PK	2.4334G	112.20	Inf	-Inf	32.27	3	Horizontal	8	1.48	-	79.93	27.50	4.77	-
PK	2.4842G	67.24	74.00	-6.76	32.48	3	Horizontal	8	1.48	-	34.76	27.65	4.83	-

802.11ax HEW40_Nss2,(MCS0)_2TX

2437MHz_TX

05/02/2020

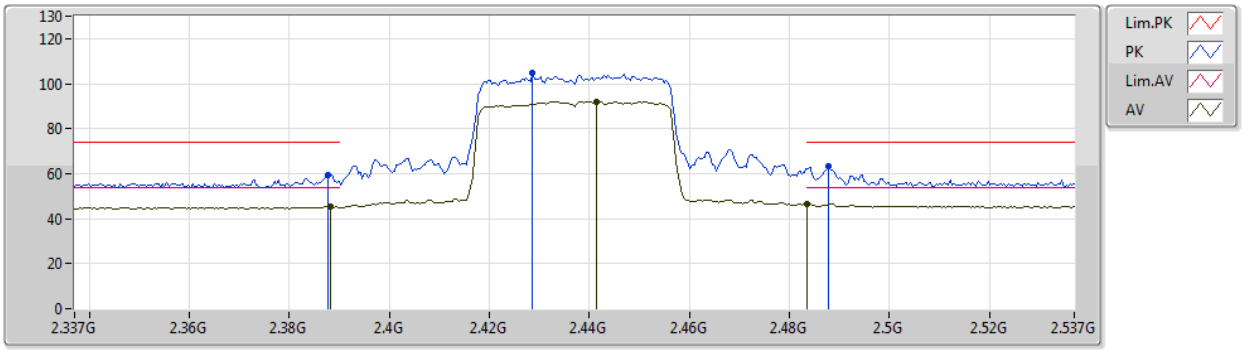

Type	Freq	Level	Limit	Margin	Factor	Dist	Condition	Azimuth	Height	Comment	Raw	AF	CL	PA
	(Hz)	(dBuV/m)	(dBuV/m)	(dB)	(dB)	(m)		(°)	(m)		(dBuV)	(dB)	(dB)	(dB)
AV	2.3882G	45.31	54.00	-8.69	32.08	3	Vertical	315	2.93	-	13.23	27.36	4.72	-
AV	2.4414G	92.17	Inf	-Inf	32.30	3	Vertical	315	2.93	-	59.87	27.52	4.78	-
AV	2.4835G	46.76	54.00	-7.24	32.48	3	Vertical	315	2.93	-	14.28	27.65	4.83	-
PK	2.3878G	59.57	74.00	-14.43	32.08	3	Vertical	315	2.93	-	27.49	27.36	4.72	-
PK	2.4286G	104.80	Inf	-Inf	32.25	3	Vertical	315	2.93	-	72.55	27.49	4.76	-
PK	2.4878G	63.13	74.00	-10.87	32.49	3	Vertical	315	2.93	-	30.64	27.66	4.83	-

802.11ax HEW40_Nss2,(MCS0)_2TX

2437MHz_TX

05/02/2020

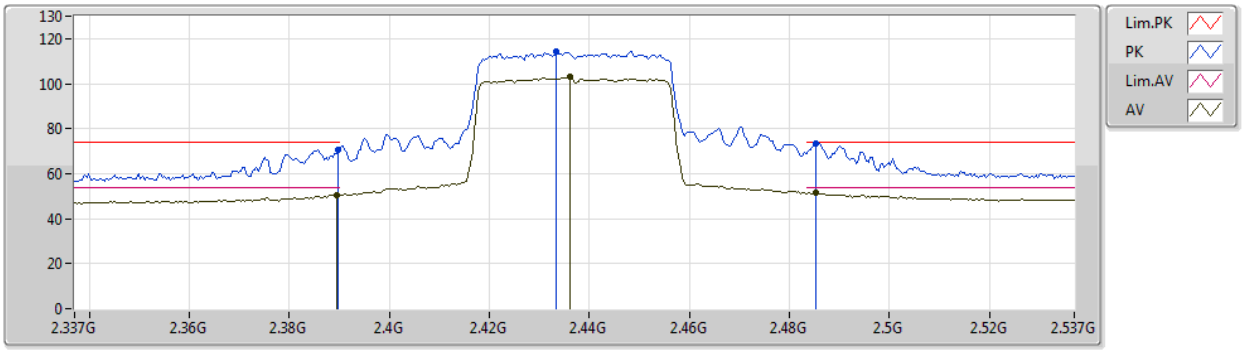

Type	Freq	Level	Limit	Margin	Factor	Dist	Condition	Azimuth	Height	Comment	Raw	AF	CL	PA
	(Hz)	(dBuV/m)	(dBuV/m)	(dB)	(dB)	(m)		(°)	(m)		(dBuV)	(dB)	(dB)	(dB)
AV	2.3894G	50.39	54.00	-3.61	32.09	3	Horizontal	8	1.48	-	18.30	27.37	4.72	-
AV	2.4362G	102.90	Inf	-Inf	32.28	3	Horizontal	8	1.48	-	70.62	27.51	4.77	-
AV	2.4854G	51.46	54.00	-2.54	32.49	3	Horizontal	8	1.48	-	18.97	27.66	4.83	-
PK	2.3898G	70.42	74.00	-3.58	32.09	3	Horizontal	8	1.48	-	38.33	27.37	4.72	-
PK	2.4334G	114.28	Inf	-Inf	32.27	3	Horizontal	8	1.48	-	82.01	27.50	4.77	-
PK	2.4854G	73.63	74.00	-0.37	32.49	3	Horizontal	8	1.48	-	41.14	27.66	4.83	-

802.11ax HEW40_Nss2,(MCS0)_2TX

2437MHz_TX

05/02/2020

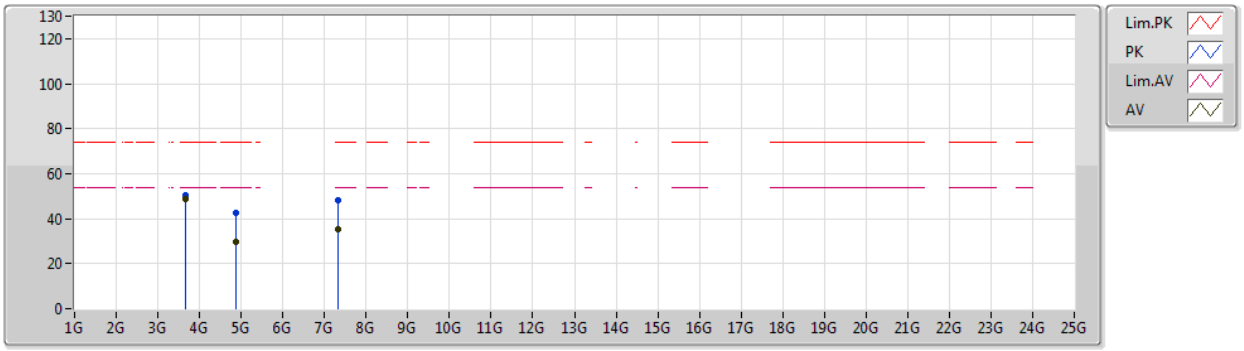

Type	Freq	Level	Limit	Margin	Factor	Dist	Condition	Azimuth	Height	Comment	Raw	AF	CL	PA
	(Hz)	(dBuV/m)	(dBuV/m)	(dB)	(dB)	(m)		(°)	(m)		(dBuV)	(dB)	(dB)	(dB)
AV	3.6555G	48.92	54.00	-5.08	1.01	3	Vertical	357	3.00	-	47.91	29.08	6.02	34.09
AV	4.8734G	29.94	54.00	-24.06	4.41	3	Vertical	175	1.07	-	25.53	31.47	6.81	33.87
AV	7.3251G	35.46	54.00	-18.54	10.56	3	Vertical	258	2.24	-	24.90	36.05	8.62	34.11
PK	3.65556G	50.58	74.00	-23.42	1.01	3	Vertical	357	3.00	-	49.57	29.08	6.02	34.09
PK	4.88852G	42.57	74.00	-31.43	4.44	3	Vertical	175	1.07	-	38.13	31.50	6.81	33.87
PK	7.31274G	48.24	74.00	-25.76	10.51	3	Vertical	258	2.24	-	37.73	36.01	8.61	34.11

802.11ax HEW40_Nss2,(MCS0)_2TX

2437MHz_TX

05/02/2020

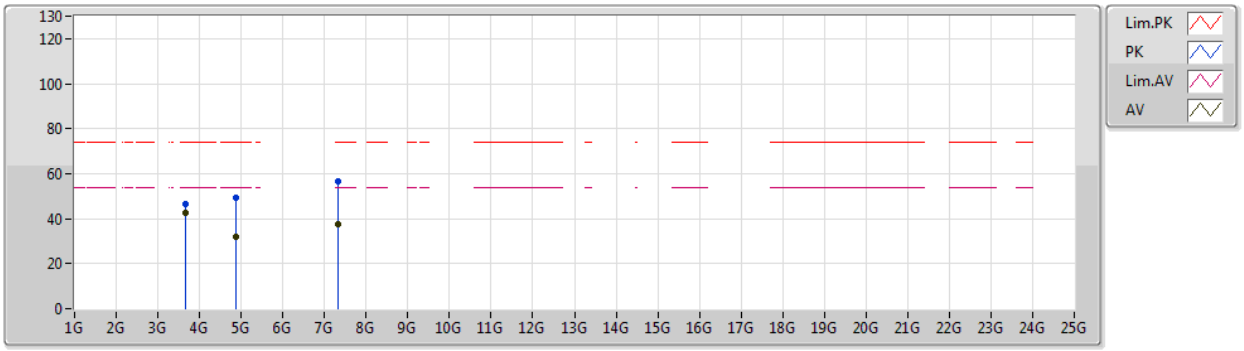

Type	Freq	Level	Limit	Margin	Factor	Dist	Condition	Azimuth	Height	Comment	Raw	AF	CL	PA
	(Hz)	(dBuV/m)	(dBuV/m)	(dB)	(dB)	(m)		(°)	(m)		(dBuV)	(dB)	(dB)	(dB)
AV	3.65551G	42.83	54.00	-11.17	1.01	3	Horizontal	298	2.93	-	41.82	29.08	6.02	34.09
AV	4.87322G	31.77	54.00	-22.23	4.41	3	Horizontal	1	1.24	-	27.36	31.47	6.81	33.87
AV	7.31952G	37.60	54.00	-16.40	10.54	3	Horizontal	7	2.10	-	27.06	36.03	8.62	34.11
PK	3.65554G	46.52	74.00	-27.48	1.01	3	Horizontal	298	2.93	-	45.51	29.08	6.02	34.09
PK	4.8695G	49.28	74.00	-24.72	4.40	3	Horizontal	1	1.24	-	44.88	31.47	6.81	33.88
PK	7.3155G	56.71	74.00	-17.29	10.52	3	Horizontal	7	2.10	-	46.19	36.02	8.61	34.11

802.11ax HEW40_Nss2,(MCS0)_2TX

2447MHz_TX

05/02/2020

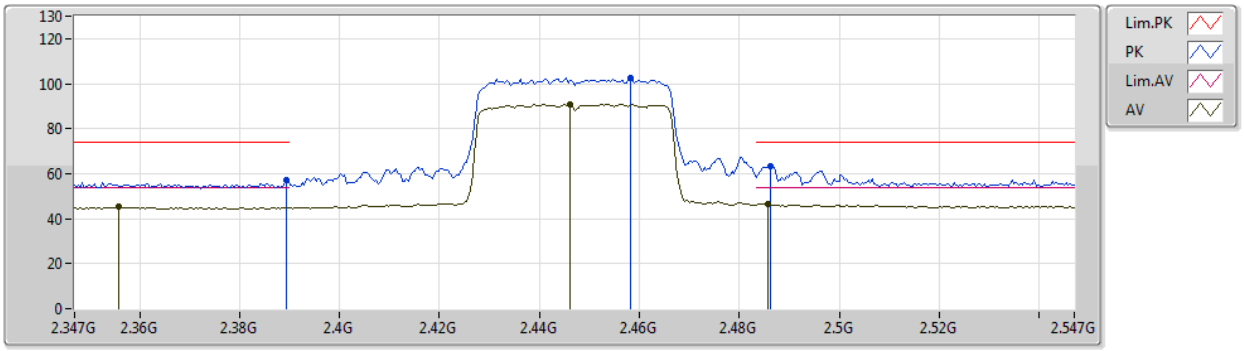

Type	Freq	Level	Limit	Margin	Factor	Dist	Condition	Azimuth	Height	Comment	Raw	AF	CL	PA
	(Hz)	(dBuV/m)	(dBuV/m)	(dB)	(dB)	(m)		(°)	(m)		(dBuV)	(dB)	(dB)	(dB)
AV	2.3558G	45.14	54.00	-8.86	31.95	3	Vertical	315	2.91	-	13.19	27.27	4.68	-
AV	2.4462G	90.83	Inf	-Inf	32.32	3	Vertical	315	2.91	-	58.51	27.54	4.78	-
AV	2.4858G	46.67	54.00	-7.33	32.49	3	Vertical	315	2.91	-	14.18	27.66	4.83	-
PK	2.3894G	57.29	74.00	-16.71	32.09	3	Vertical	315	2.91	-	25.20	27.37	4.72	-
PK	2.4582G	102.69	Inf	-Inf	32.37	3	Vertical	315	2.91	-	70.32	27.57	4.80	-
PK	2.4862G	63.45	74.00	-10.55	32.49	3	Vertical	315	2.91	-	30.96	27.66	4.83	-

802.11ax HEW40_Nss2,(MCS0)_2TX

2447MHz_TX

05/02/2020

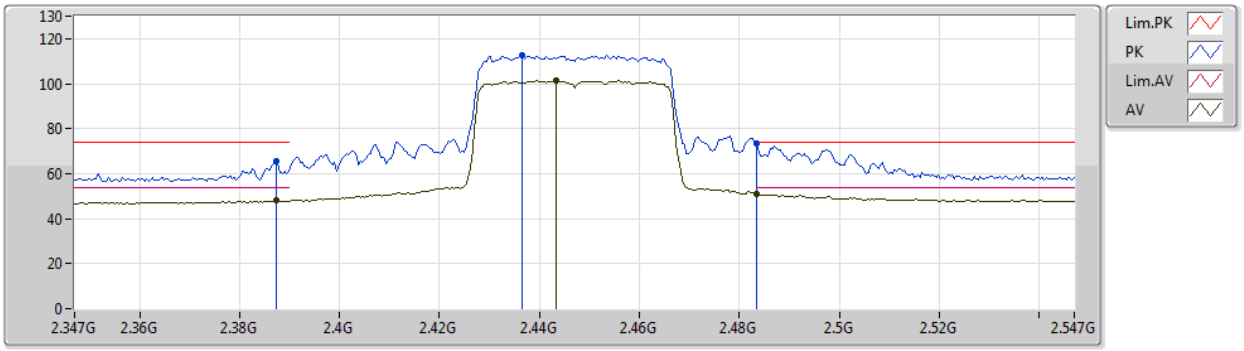

Type	Freq	Level	Limit	Margin	Factor	Dist	Condition	Azimuth	Height	Comment	Raw	AF	CL	PA
	(Hz)	(dBuV/m)	(dBuV/m)	(dB)	(dB)	(m)		(°)	(m)		(dBuV)	(dB)	(dB)	(dB)
AV	2.3874G	47.95	54.00	-6.05	32.08	3	Horizontal	8	1.28	-	15.87	27.36	4.72	-
AV	2.4434G	101.36	Inf	-Inf	32.31	3	Horizontal	8	1.28	-	69.05	27.53	4.78	-
AV	2.4835G	51.12	54.00	-2.88	32.48	3	Horizontal	8	1.28	-	18.64	27.65	4.83	-
PK	2.3874G	65.35	74.00	-8.65	32.08	3	Horizontal	8	1.28	-	33.27	27.36	4.72	-
PK	2.4366G	112.88	Inf	-Inf	32.28	3	Horizontal	8	1.28	-	80.60	27.51	4.77	-
PK	2.4835G	73.36	74.00	-0.64	32.48	3	Horizontal	8	1.28	-	40.88	27.65	4.83	-

802.11ax HEW40_Nss2,(MCS0)_2TX

2452MHz_TX

05/02/2020

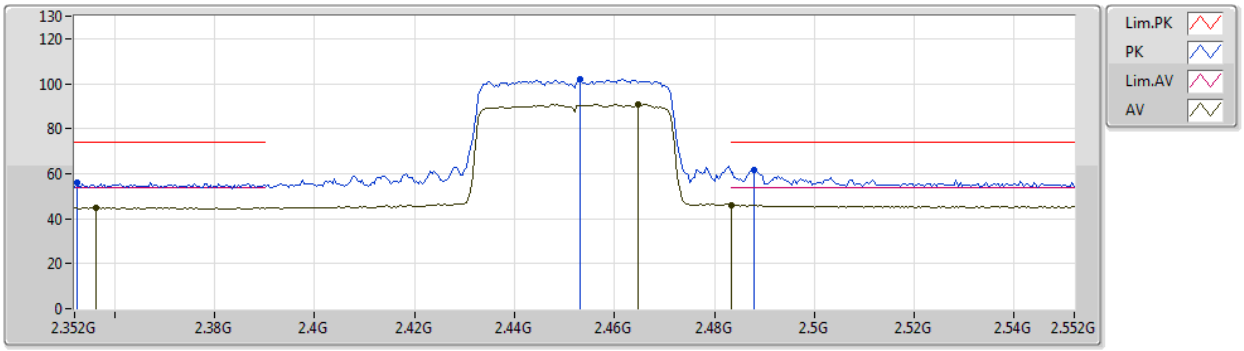

Type	Freq	Level	Limit	Margin	Factor	Dist	Condition	Azimuth	Height	Comment	Raw	AF	CL	PA
	(Hz)	(dBuV/m)	(dBuV/m)	(dB)	(dB)	(m)		(°)	(m)		(dBuV)	(dB)	(dB)	(dB)
AV	2.3564G	44.85	54.00	-9.15	31.95	3	Vertical	318	2.93	-	12.90	27.27	4.68	-
AV	2.4648G	90.78	Inf	-Inf	32.40	3	Vertical	318	2.93	-	58.38	27.59	4.81	-
AV	2.4835G	46.13	54.00	-7.87	32.48	3	Vertical	318	2.93	-	13.65	27.65	4.83	-
PK	2.3524G	56.21	74.00	-17.79	31.93	3	Vertical	318	2.93	-	24.28	27.26	4.67	-
PK	2.4532G	102.04	Inf	-Inf	32.35	3	Vertical	318	2.93	-	69.69	27.56	4.79	-
PK	2.488G	61.77	74.00	-12.23	32.49	3	Vertical	318	2.93	-	29.28	27.66	4.83	-

802.11ax HEW40_Nss2,(MCS0)_2TX

2452MHz_TX

05/02/2020

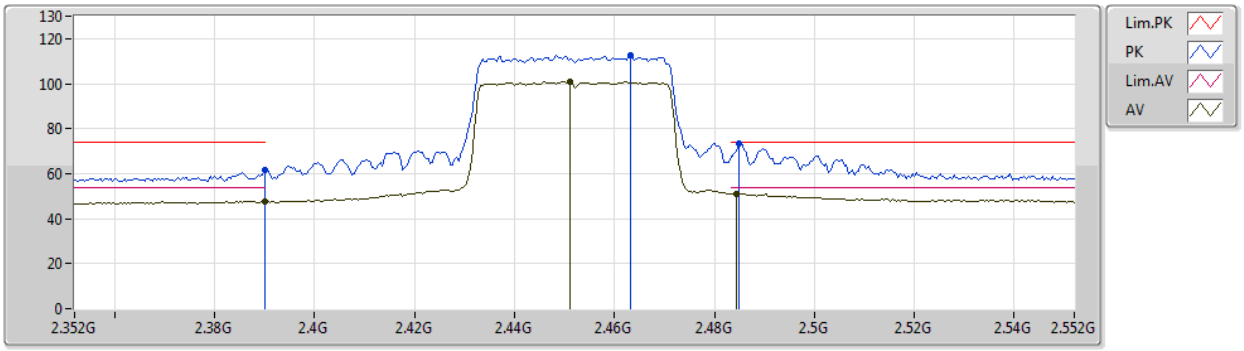

Type	Freq	Level	Limit	Margin	Factor	Dist	Condition	Azimuth	Height	Comment	Raw	AF	CL	PA
	(Hz)	(dBuV/m)	(dBuV/m)	(dB)	(dB)	(m)		(°)	(m)		(dBuV)	(dB)	(dB)	(dB)
AV	2.39G	47.78	54.00	-6.22	32.09	3	Horizontal	6	1.49	-	15.69	27.37	4.72	-
AV	2.4512G	100.93	Inf	-Inf	32.34	3	Horizontal	6	1.49	-	68.59	27.55	4.79	-
AV	2.4844G	51.17	54.00	-2.83	32.48	3	Horizontal	6	1.49	-	18.69	27.65	4.83	-
PK	2.39G	61.71	74.00	-12.29	32.09	3	Horizontal	6	1.49	-	29.62	27.37	4.72	-
PK	2.4632G	112.79	Inf	-Inf	32.39	3	Horizontal	6	1.49	-	80.40	27.59	4.80	-
PK	2.4848G	73.67	74.00	-0.33	32.48	3	Horizontal	6	1.49	-	41.19	27.65	4.83	-

802.11ax HEW40_Nss2,(MCS0)_2TX

2452MHz_TX

05/02/2020

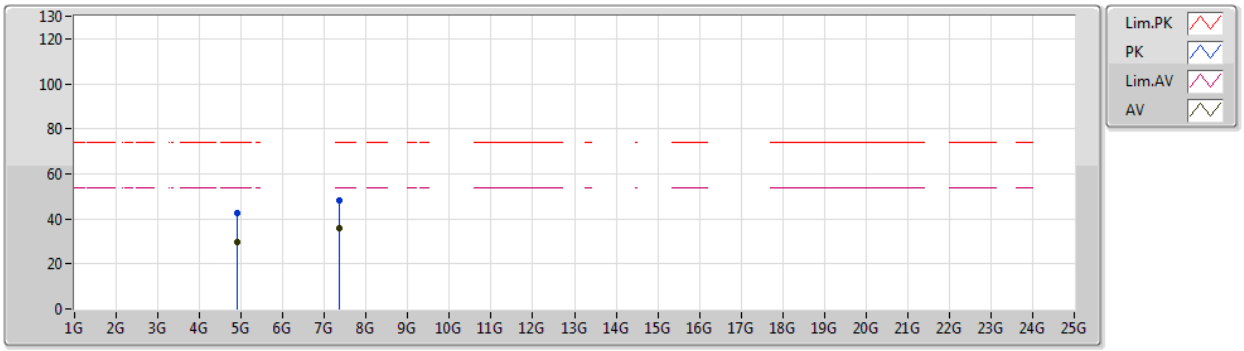

Type	Freq	Level	Limit	Margin	Factor	Dist	Condition	Azimuth	Height	Comment	Raw	AF	CL	PA
	(Hz)	(dBuV/m)	(dBuV/m)	(dB)	(dB)	(m)		(°)	(m)		(dBuV)	(dB)	(dB)	(dB)
AV	4.9043G	29.94	54.00	-24.06	4.49	3	Vertical	132	1.68	-	25.45	31.53	6.82	33.86
AV	7.36686G	35.90	54.00	-18.10	10.68	3	Vertical	299	1.42	-	25.22	36.15	8.64	34.11
PK	4.89674G	42.40	74.00	-31.60	4.46	3	Vertical	132	1.68	-	37.94	31.51	6.81	33.86
PK	7.34898G	48.36	74.00	-25.64	10.63	3	Vertical	299	1.42	-	37.73	36.11	8.63	34.11

802.11ax HEW40_Nss2,(MCS0)_2TX

2452MHz_TX

05/02/2020

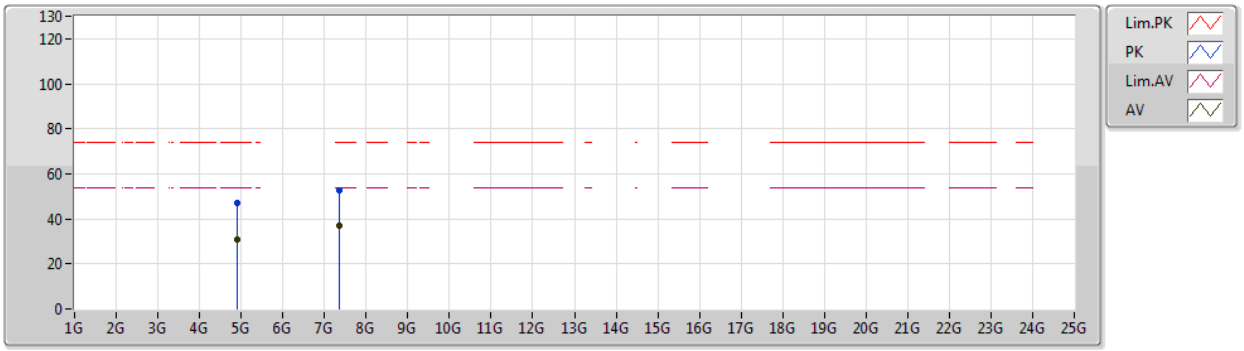

Type	Freq	Level	Limit	Margin	Factor	Dist	Condition	Azimuth	Height	Comment	Raw	AF	CL	PA
	(Hz)	(dBuV/m)	(dBuV/m)	(dB)	(dB)	(m)		(°)	(m)		(dBuV)	(dB)	(dB)	(dB)
AV	4.91318G	30.68	54.00	-23.32	4.51	3	Horizontal	114	1.65	-	26.17	31.54	6.82	33.85
AV	7.36662G	36.87	54.00	-17.13	10.68	3	Horizontal	5	2.25	-	26.19	36.15	8.64	34.11
PK	4.8995G	47.08	74.00	-26.92	4.48	3	Horizontal	114	1.65	-	42.60	31.52	6.82	33.86
PK	7.35636G	52.49	74.00	-21.51	10.66	3	Horizontal	5	2.25	-	41.83	36.13	8.64	34.11

Summary

Mode	Result	Type	Freq (Hz)	Level (dBuV/m)	Limit (dBuV/m)	Margin (dB)	Dist (m)	Condition	Azimuth (°)	Height (m)	Comments
2.4-2.4835GHz	-	-	-	-	-	-	-	-	-	-	-
802.11ax HEW40_Nss1,(MCS0)_1TX	Pass	PK	30M	36.32	40.00	-3.68	3	Vertical	0	1.00	-

Result

Mode	Result	Type	Freq (Hz)	Level (dBuV/m)	Limit (dBuV/m)	Margin (dB)	Dist (m)	Condition	Azimuth (°)	Height (m)	Comments
802.11ax HEW40_Nss1,(MCS0)_1TX	-	-	-	-	-	-	-	-	-	-	-
2437MHz	Pass	PK	30M	36.32	40.00	-3.68	3	Vertical	0	1.00	-
2437MHz	Pass	PK	90.14M	35.10	43.50	-8.40	3	Vertical	0	1.00	-
2437MHz	Pass	PK	208.48M	24.68	43.50	-18.82	3	Vertical	0	1.00	-
2437MHz	Pass	PK	375.32M	29.04	46.00	-16.96	3	Vertical	0	1.00	-
2437MHz	Pass	PK	625.58M	36.11	46.00	-9.89	3	Vertical	0	1.00	-
2437MHz	Pass	PK	875.84M	37.36	46.00	-8.64	3	Vertical	0	1.00	-
2437MHz	Pass	PK	39.7M	26.76	40.00	-13.24	3	Horizontal	360	1.00	-
2437MHz	Pass	PK	90.14M	32.86	43.50	-10.64	3	Horizontal	360	1.00	-
2437MHz	Pass	PK	200.72M	27.61	43.50	-15.89	3	Horizontal	360	1.00	-
2437MHz	Pass	PK	375.32M	30.81	46.00	-15.19	3	Horizontal	360	1.00	-
2437MHz	Pass	PK	625.58M	40.16	46.00	-5.84	3	Horizontal	360	1.00	-
2437MHz	Pass	PK	875.84M	36.56	46.00	-9.44	3	Horizontal	360	1.00	-

Remark :

Level (dBuV/m) = Raw(Read Level) + AF(Antenna Factor) + CL(Cable Loss) - PA(Preamp Factor) 992618

802.11ax HEW40_Nss1,(MCS0)_1TX

2437MHz_PoE

17/02/2020

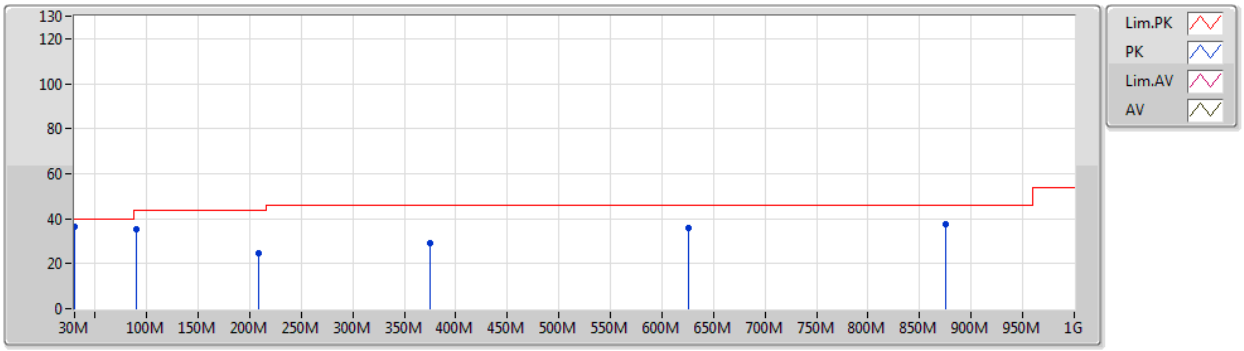

Type	Freq	Level	Limit	Margin	Factor	Dist	Condition	Azimuth	Height	Comment	Raw	AF	CL	PA
	(Hz)	(dBuV/m)	(dBuV/m)	(dB)	(dB)	(m)		(°)	(m)		(dBuV)	(dB)	(dB)	(dB)
PK	30M	36.32	40.00	-3.68	-6.09	3	Vertical	0	1.00	-	42.41	21.32	0.29	27.70
PK	90.14M	35.10	43.50	-8.40	-12.38	3	Vertical	0	1.00	-	47.48	13.98	1.39	27.75
PK	208.48M	24.68	43.50	-18.82	-10.71	3	Vertical	0	1.00	-	35.39	14.20	2.45	27.36
PK	375.32M	29.04	46.00	-16.96	-4.58	3	Vertical	0	1.00	-	33.62	19.95	3.15	27.68
PK	625.58M	36.11	46.00	-9.89	-0.67	3	Vertical	0	1.00	-	36.78	24.12	3.74	28.53
PK	875.84M	37.36	46.00	-8.64	1.79	3	Vertical	0	1.00	-	35.57	25.36	4.30	27.87

Remark :

Level (dBuV/m) = Raw(Read Level) + AF(Antenna Factor) + CL(Cable Loss) - PA(Preamp Factor) 992618

802.11ax HEW40_Nss1,(MCS0)_1TX

2437MHz_PoE

17/02/2020

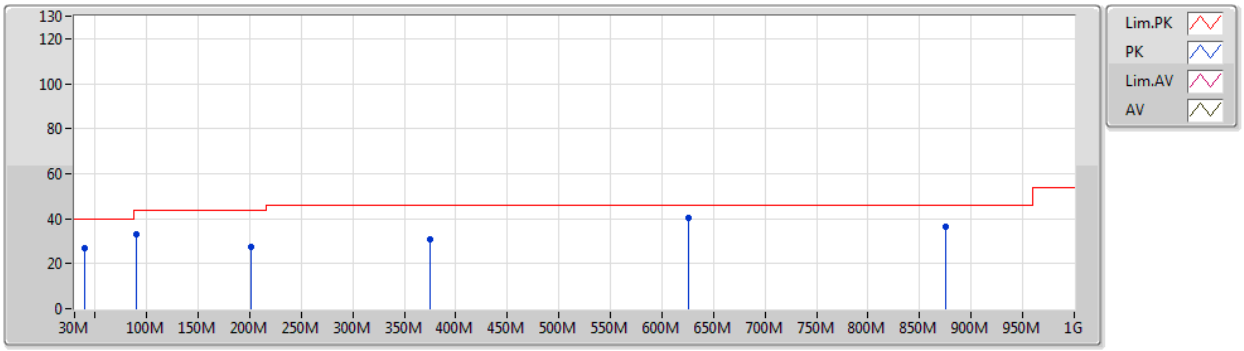

Type	Freq	Level	Limit	Margin	Factor	Dist	Condition	Azimuth	Height	Comment	Raw	AF	CL	PA
	(Hz)	(dBuV/m)	(dBuV/m)	(dB)	(dB)	(m)		(°)	(m)		(dBuV)	(dB)	(dB)	(dB)
PK	39.7M	26.76	40.00	-13.24	-9.60	3	Horizontal	360	1.00	-	36.36	17.44	0.64	27.68
PK	90.14M	32.86	43.50	-10.64	-12.38	3	Horizontal	360	1.00	-	45.24	13.98	1.39	27.75
PK	200.72M	27.61	43.50	-15.89	-10.65	3	Horizontal	360	1.00	-	38.26	14.42	2.32	27.39
PK	375.32M	30.81	46.00	-15.19	-4.58	3	Horizontal	360	1.00	-	35.39	19.95	3.15	27.68
PK	625.58M	40.16	46.00	-5.84	-0.67	3	Horizontal	360	1.00	-	40.83	24.12	3.74	28.53
PK	875.84M	36.56	46.00	-9.44	1.79	3	Horizontal	360	1.00	-	34.77	25.36	4.30	27.87

Remark :

Level (dBuV/m) = Raw(Read Level) + AF(Antenna Factor) + CL(Cable Loss) - PA(Preamp Factor) 992618

Summary

Mode	Result	Type	Freq (Hz)	Level (dBuV/m)	Limit (dBuV/m)	Margin (dB)	Dist (m)	Condition	Azimuth (°)	Height (m)	Comments
2.4-2.4835GHz	-	-	-	-	-	-	-	-	-	-	-
802.11b_Nss1,(1Mbps)_1TX	Pass	AV	2.388G	53.90	54.00	-0.10	3	Vertical	358	2.18	-
802.11g_Nss1,(6Mbps)_1TX	Pass	AV	2.4842G	53.95	54.00	-0.05	3	Horizontal	0	1.49	-
802.11ax HEW20_Nss1,(MCS0)_1TX	Pass	PK	2.3896G	73.76	74.00	-0.24	3	Vertical	2	1.78	-
802.11ax HEW40_Nss1,(MCS0)_1TX	Pass	PK	2.484G	73.79	74.00	-0.21	3	Horizontal	0	1.46	-

Result

Mode	Result	Type	Freq (Hz)	Level (dBuV/m)	Limit (dBuV/m)	Margin (dB)	Dist (m)	Condition	Azimuth (°)	Height (m)	Comments
802.11b_Nss1,(1Mbps)_1TX	-	-	-	-	-	-	-	-	-	-	-
2412MHz	Pass	AV	2.388G	53.90	54.00	-0.10	3	Vertical	358	2.18	-
2412MHz	Pass	AV	2.4112G	114.92	Inf	-Inf	3	Vertical	358	2.18	-
2412MHz	Pass	PK	2.3898G	64.73	74.00	-9.27	3	Vertical	358	2.18	-
2412MHz	Pass	PK	2.411G	118.71	Inf	-Inf	3	Vertical	358	2.18	-
2412MHz	Pass	AV	2.3878G	53.83	54.00	-0.17	3	Horizontal	7	1.66	-
2412MHz	Pass	AV	2.4126G	115.41	Inf	-Inf	3	Horizontal	7	1.66	-
2412MHz	Pass	PK	2.3878G	64.06	74.00	-9.94	3	Horizontal	7	1.66	-
2412MHz	Pass	PK	2.413G	119.43	Inf	-Inf	3	Horizontal	7	1.66	-
2412MHz	Pass	AV	3.61798G	44.63	54.00	-9.37	3	Vertical	231	2.36	-
2412MHz	Pass	AV	4.824G	37.42	54.00	-16.58	3	Vertical	336	1.78	-
2412MHz	Pass	PK	3.61799G	48.21	74.00	-25.79	3	Vertical	231	2.36	-
2412MHz	Pass	PK	4.82418G	45.82	74.00	-28.18	3	Vertical	336	1.78	-
2412MHz	Pass	AV	3.61796G	45.15	54.00	-8.85	3	Horizontal	209	1.74	-
2412MHz	Pass	AV	4.82394G	32.12	54.00	-21.88	3	Horizontal	22	2.23	-
2412MHz	Pass	PK	3.61805G	48.41	74.00	-25.59	3	Horizontal	209	1.74	-
2412MHz	Pass	PK	4.8249G	43.54	74.00	-30.46	3	Horizontal	22	2.23	-
2437MHz	Pass	AV	2.3882G	47.89	54.00	-6.11	3	Vertical	360	1.93	-
2437MHz	Pass	AV	2.4362G	113.62	Inf	-Inf	3	Vertical	360	1.93	-
2437MHz	Pass	AV	2.4862G	46.99	54.00	-7.01	3	Vertical	360	1.93	-
2437MHz	Pass	PK	2.3854G	59.75	74.00	-14.25	3	Vertical	360	1.93	-
2437MHz	Pass	PK	2.4378G	117.70	Inf	-Inf	3	Vertical	360	1.93	-
2437MHz	Pass	PK	2.4835G	58.93	74.00	-15.07	3	Vertical	360	1.93	-
2437MHz	Pass	AV	2.389G	47.26	54.00	-6.74	3	Horizontal	5	1.43	-
2437MHz	Pass	AV	2.4362G	113.95	Inf	-Inf	3	Horizontal	5	1.43	-
2437MHz	Pass	AV	2.4838G	48.92	54.00	-5.08	3	Horizontal	5	1.43	-
2437MHz	Pass	PK	2.3882G	59.76	74.00	-14.24	3	Horizontal	5	1.43	-
2437MHz	Pass	PK	2.4362G	118.07	Inf	-Inf	3	Horizontal	5	1.43	-
2437MHz	Pass	PK	2.487G	61.55	74.00	-12.45	3	Horizontal	5	1.43	-
2437MHz	Pass	AV	3.65549G	47.54	54.00	-6.46	3	Vertical	221	2.93	-
2437MHz	Pass	AV	4.87406G	38.77	54.00	-15.23	3	Vertical	334	1.48	-
2437MHz	Pass	AV	7.30974G	40.81	54.00	-13.19	3	Vertical	165	1.53	-
2437MHz	Pass	PK	3.65546G	50.17	74.00	-23.83	3	Vertical	221	2.93	-
2437MHz	Pass	PK	4.87418G	46.26	74.00	-27.74	3	Vertical	334	1.48	-
2437MHz	Pass	PK	7.31184G	50.86	74.00	-23.14	3	Vertical	165	1.53	-
2437MHz	Pass	AV	3.65547G	45.93	54.00	-8.07	3	Horizontal	208	1.75	-
2437MHz	Pass	AV	4.874G	34.80	54.00	-19.20	3	Horizontal	72	2.23	-
2437MHz	Pass	AV	7.30974G	53.67	54.00	-0.33	3	Horizontal	354	1.83	-
2437MHz	Pass	PK	3.65551G	49.12	74.00	-24.88	3	Horizontal	208	1.75	-
2437MHz	Pass	PK	4.87376G	44.84	74.00	-29.16	3	Horizontal	72	2.23	-
2437MHz	Pass	PK	7.3095G	59.10	74.00	-14.90	3	Horizontal	354	1.83	-
2462MHz	Pass	AV	2.4612G	114.59	Inf	-Inf	3	Vertical	6	2.19	-
2462MHz	Pass	AV	2.4866G	49.24	54.00	-4.76	3	Vertical	6	2.19	-
2462MHz	Pass	PK	2.461G	118.42	Inf	-Inf	3	Vertical	6	2.19	-
2462MHz	Pass	PK	2.4856G	62.85	74.00	-11.15	3	Vertical	6	2.19	-
2462MHz	Pass	AV	2.4612G	115.65	Inf	-Inf	3	Horizontal	6	1.66	-
2462MHz	Pass	AV	2.4856G	53.69	54.00	-0.31	3	Horizontal	6	1.66	-
2462MHz	Pass	PK	2.463G	119.47	Inf	-Inf	3	Horizontal	6	1.66	-

Remark :

Level (dBuV/m) = Raw(Read Level) + AF(Antenna Factor) + CL(Cable Loss) - PA(Preamp Factor) 992618

Mode	Result	Type	Freq (Hz)	Level (dBuV/m)	Limit (dBuV/m)	Margin (dB)	Dist (m)	Condition	Azimuth (°)	Height (m)	Comments
2462MHz	Pass	PK	2.4866G	64.83	74.00	-9.17	3	Horizontal	6	1.66	-
2462MHz	Pass	AV	4.924G	40.53	54.00	-13.47	3	Vertical	335	1.49	-
2462MHz	Pass	AV	7.38474G	45.25	54.00	-8.75	3	Vertical	20	2.03	-
2462MHz	Pass	PK	4.924G	47.07	74.00	-26.93	3	Vertical	335	1.49	-
2462MHz	Pass	PK	7.38714G	53.21	74.00	-20.79	3	Vertical	20	2.03	-
2462MHz	Pass	AV	4.924G	37.02	54.00	-16.98	3	Horizontal	335	1.79	-
2462MHz	Pass	AV	7.38474G	51.58	54.00	-2.42	3	Horizontal	352	1.70	-
2462MHz	Pass	PK	4.92424G	45.36	74.00	-28.64	3	Horizontal	335	1.79	-
2462MHz	Pass	PK	7.3851G	58.10	74.00	-15.90	3	Horizontal	352	1.70	-
802.11g_Nss1,(6Mbps)_1TX	-	-	-	-	-	-	-	-	-	-	-
2412MHz	Pass	AV	2.3894G	49.73	54.00	-4.27	3	Vertical	3	1.72	-
2412MHz	Pass	AV	2.4072G	103.62	Inf	-Inf	3	Vertical	3	1.72	-
2412MHz	Pass	PK	2.39G	73.32	74.00	-0.68	3	Vertical	3	1.72	-
2412MHz	Pass	PK	2.4054G	113.68	Inf	-Inf	3	Vertical	3	1.72	-
2412MHz	Pass	AV	2.39G	49.20	54.00	-4.80	3	Horizontal	7	1.43	-
2412MHz	Pass	AV	2.4162G	104.27	Inf	-Inf	3	Horizontal	7	1.43	-
2412MHz	Pass	PK	2.39G	72.91	74.00	-1.09	3	Horizontal	7	1.43	-
2412MHz	Pass	PK	2.4144G	114.31	Inf	-Inf	3	Horizontal	7	1.43	-
2412MHz	Pass	AV	3.61801G	44.99	54.00	-9.01	3	Vertical	232	2.35	-
2412MHz	Pass	AV	4.82622G	29.91	54.00	-24.09	3	Vertical	175	1.49	-
2412MHz	Pass	PK	3.61802G	48.17	74.00	-25.83	3	Vertical	232	2.35	-
2412MHz	Pass	PK	4.81794G	43.09	74.00	-30.91	3	Vertical	175	1.49	-
2412MHz	Pass	AV	3.61798G	45.43	54.00	-8.57	3	Horizontal	208	1.72	-
2412MHz	Pass	AV	4.82388G	29.85	54.00	-24.15	3	Horizontal	57	2.67	-
2412MHz	Pass	PK	3.61794G	48.60	74.00	-25.40	3	Horizontal	208	1.72	-
2412MHz	Pass	PK	4.82358G	42.68	74.00	-31.32	3	Horizontal	57	2.67	-
2417MHz	Pass	AV	2.39G	53.77	54.00	-0.23	3	Vertical	2	1.66	-
2417MHz	Pass	AV	2.4122G	104.67	Inf	-Inf	3	Vertical	2	1.66	-
2417MHz	Pass	PK	2.3896G	72.78	74.00	-1.22	3	Vertical	2	1.66	-
2417MHz	Pass	PK	2.4104G	114.77	Inf	-Inf	3	Vertical	2	1.66	-
2417MHz	Pass	AV	2.39G	53.17	54.00	-0.83	3	Horizontal	0	1.09	-
2417MHz	Pass	AV	2.4212G	106.49	Inf	-Inf	3	Horizontal	0	1.09	-
2417MHz	Pass	PK	2.3894G	71.46	74.00	-2.54	3	Horizontal	0	1.09	-
2417MHz	Pass	PK	2.4194G	116.53	Inf	-Inf	3	Horizontal	0	1.09	-
2437MHz	Pass	AV	2.3894G	52.49	54.00	-1.51	3	Vertical	0	1.96	-
2437MHz	Pass	AV	2.4398G	109.51	Inf	-Inf	3	Vertical	0	1.96	-
2437MHz	Pass	AV	2.4842G	51.07	54.00	-2.93	3	Vertical	0	1.96	-
2437MHz	Pass	PK	2.3826G	69.15	74.00	-4.85	3	Vertical	0	1.96	-
2437MHz	Pass	PK	2.4394G	119.63	Inf	-Inf	3	Vertical	0	1.96	-
2437MHz	Pass	PK	2.485G	69.11	74.00	-4.89	3	Vertical	0	1.96	-
2437MHz	Pass	AV	2.3898G	51.98	54.00	-2.02	3	Horizontal	0	1.49	-
2437MHz	Pass	AV	2.4322G	110.42	Inf	-Inf	3	Horizontal	0	1.49	-
2437MHz	Pass	AV	2.4842G	53.95	54.00	-0.05	3	Horizontal	0	1.49	-
2437MHz	Pass	PK	2.3898G	68.05	74.00	-5.95	3	Horizontal	0	1.49	-
2437MHz	Pass	PK	2.4302G	120.33	Inf	-Inf	3	Horizontal	0	1.49	-
2437MHz	Pass	PK	2.4838G	72.73	74.00	-1.27	3	Horizontal	0	1.49	-
2437MHz	Pass	AV	3.65548G	45.88	54.00	-8.12	3	Vertical	225	2.54	-
2437MHz	Pass	AV	4.87364G	31.15	54.00	-22.85	3	Vertical	336	1.47	-
2437MHz	Pass	AV	7.31184G	37.29	54.00	-16.71	3	Vertical	164	1.50	-

Remark :

Level (dBuV/m) = Raw(Read Level) + AF(Antenna Factor) + CL(Cable Loss) - PA(Preamp Factor) 992618

Mode	Result	Type	Freq (Hz)	Level (dBuV/m)	Limit (dBuV/m)	Margin (dB)	Dist (m)	Condition	Azimuth (°)	Height (m)	Comments
2437MHz	Pass	PK	3.65548G	48.99	74.00	-25.01	3	Vertical	225	2.54	-
2437MHz	Pass	PK	4.87784G	44.85	74.00	-29.15	3	Vertical	336	1.47	-
2437MHz	Pass	PK	7.30434G	51.95	74.00	-22.05	3	Vertical	164	1.50	-
2437MHz	Pass	AV	3.6555G	46.26	54.00	-7.74	3	Horizontal	207	1.74	-
2437MHz	Pass	AV	4.87052G	30.47	54.00	-23.53	3	Horizontal	72	1.77	-
2437MHz	Pass	AV	7.30944G	45.80	54.00	-8.20	3	Horizontal	353	1.83	-
2437MHz	Pass	PK	3.65545G	49.27	74.00	-24.73	3	Horizontal	207	1.74	-
2437MHz	Pass	PK	4.87106G	43.49	74.00	-30.51	3	Horizontal	72	1.77	-
2437MHz	Pass	PK	7.3128G	61.34	74.00	-12.66	3	Horizontal	353	1.83	-
2457MHz	Pass	AV	2.4522G	105.11	Inf	-Inf	3	Vertical	1	1.94	-
2457MHz	Pass	AV	2.4835G	50.86	54.00	-3.14	3	Vertical	1	1.94	-
2457MHz	Pass	PK	2.4504G	114.95	Inf	-Inf	3	Vertical	1	1.94	-
2457MHz	Pass	PK	2.4835G	69.91	74.00	-4.09	3	Vertical	1	1.94	-
2457MHz	Pass	AV	2.4522G	104.83	Inf	-Inf	3	Horizontal	360	1.12	-
2457MHz	Pass	AV	2.4835G	53.45	54.00	-0.55	3	Horizontal	360	1.12	-
2457MHz	Pass	PK	2.4504G	114.68	Inf	-Inf	3	Horizontal	360	1.12	-
2457MHz	Pass	PK	2.4836G	73.58	74.00	-0.42	3	Horizontal	360	1.12	-
2462MHz	Pass	AV	2.4544G	102.51	Inf	-Inf	3	Vertical	3	1.91	-
2462MHz	Pass	AV	2.484G	48.01	54.00	-5.99	3	Vertical	3	1.91	-
2462MHz	Pass	PK	2.4554G	112.56	Inf	-Inf	3	Vertical	3	1.91	-
2462MHz	Pass	PK	2.4835G	69.95	74.00	-4.05	3	Vertical	3	1.91	-
2462MHz	Pass	AV	2.4662G	103.46	Inf	-Inf	3	Horizontal	10	1.48	-
2462MHz	Pass	AV	2.4835G	49.92	54.00	-4.08	3	Horizontal	10	1.48	-
2462MHz	Pass	PK	2.4644G	113.49	Inf	-Inf	3	Horizontal	10	1.48	-
2462MHz	Pass	PK	2.4835G	73.40	74.00	-0.60	3	Horizontal	10	1.48	-
2462MHz	Pass	AV	4.92454G	30.39	54.00	-23.61	3	Vertical	316	1.16	-
2462MHz	Pass	AV	7.38618G	36.55	54.00	-17.45	3	Vertical	335	2.43	-
2462MHz	Pass	PK	4.92874G	43.47	74.00	-30.53	3	Vertical	316	1.16	-
2462MHz	Pass	PK	7.3884G	52.14	74.00	-21.86	3	Vertical	335	2.43	-
2462MHz	Pass	AV	4.92508G	30.17	54.00	-23.83	3	Horizontal	214	1.49	-
2462MHz	Pass	AV	7.38906G	37.14	54.00	-16.86	3	Horizontal	343	1.73	-
2462MHz	Pass	PK	4.93852G	44.91	74.00	-29.09	3	Horizontal	214	1.49	-
2462MHz	Pass	PK	7.38948G	53.98	74.00	-20.02	3	Horizontal	343	1.73	-
802.11ax HEW20_Nss1,(MCS0)_1TX	-	-	-	-	-	-	-	-	-	-	-
2412MHz	Pass	AV	2.3896G	49.31	54.00	-4.69	3	Vertical	2	1.78	-
2412MHz	Pass	AV	2.4048G	102.77	Inf	-Inf	3	Vertical	2	1.78	-
2412MHz	Pass	PK	2.3896G	73.76	74.00	-0.24	3	Vertical	2	1.78	-
2412MHz	Pass	PK	2.4052G	115.66	Inf	-Inf	3	Vertical	2	1.78	-
2412MHz	Pass	AV	2.3804G	48.99	54.00	-5.01	3	Horizontal	6	1.35	-
2412MHz	Pass	AV	2.4152G	102.66	Inf	-Inf	3	Horizontal	6	1.35	-
2412MHz	Pass	PK	2.3896G	72.74	74.00	-1.26	3	Horizontal	6	1.35	-
2412MHz	Pass	PK	2.4196G	116.02	Inf	-Inf	3	Horizontal	6	1.35	-
2412MHz	Pass	AV	3.61801G	44.79	54.00	-9.21	3	Vertical	234	2.34	-
2412MHz	Pass	AV	4.83594G	29.61	54.00	-24.39	3	Vertical	268	1.49	-
2412MHz	Pass	PK	3.61814G	48.06	74.00	-25.94	3	Vertical	234	2.34	-
2412MHz	Pass	PK	4.8342G	42.60	74.00	-31.40	3	Vertical	268	1.49	-
2412MHz	Pass	AV	3.61798G	45.15	54.00	-8.85	3	Horizontal	209	1.73	-
2412MHz	Pass	AV	4.83102G	29.65	54.00	-24.35	3	Horizontal	222	2.00	-
2412MHz	Pass	PK	3.61796G	48.48	74.00	-25.52	3	Horizontal	209	1.73	-

Remark :

Level (dBuV/m) = Raw(Read Level) + AF(Antenna Factor) + CL(Cable Loss) - PA(Preamp Factor) 992618