Shenzhen CTA Testing Technology Co., Ltd.
Room 106, Building 1, Yibaolai Industrial Park, Qiaotou Community,
Fuhai Street, Bao'an District, Shenzhen, China

Appendix RF Test Data for BR-EDR

Company	:	**Shenzhen Yufengzhixing Electronics Tech Co Ltd**
EUT	:	**Car Navigation**
Model Number	:	**S8G2A74MS**
Report No.	:	**CTA26070700202**
Reviewed By	:	**Eric Wang**

Appendix A: Frequency_Error

Test Result

Test Condition	Test Mode	Antenna	Freq(MHz)	Result[ppm]	Limit[ppm]	Verdict
NTNV	DH5	Ant1	2402	4.49209	±50	PASS
			2441	4.05162	±50	PASS
			2480	3.62500	±50	PASS
	2DH5	Ant1	2402	3.61782	±50	PASS
			2441	3.56002	±50	PASS
			2480	3.62500	±50	PASS
	3DH5	Ant1	2402	3.49292	±50	PASS
			2441	3.56002	±50	PASS
			2480	3.62500	±50	PASS

Test Graphs

NTNV_DH5_Ant1_2402

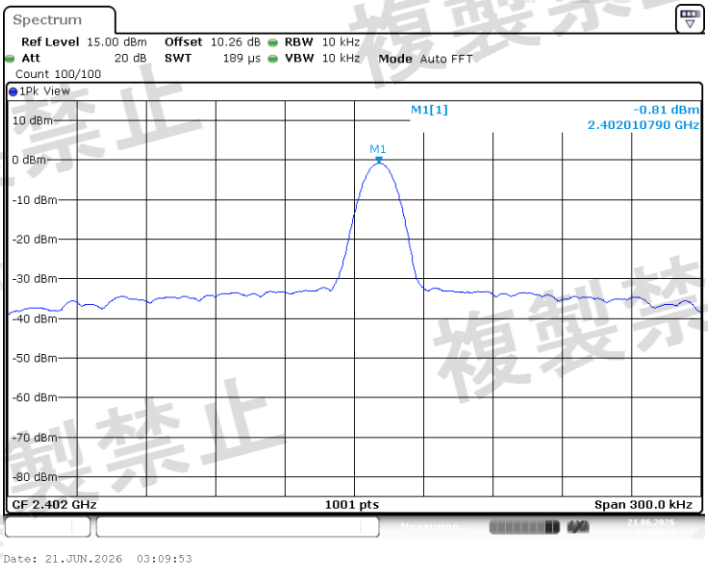

NTNV_DH5_Ant1_2441

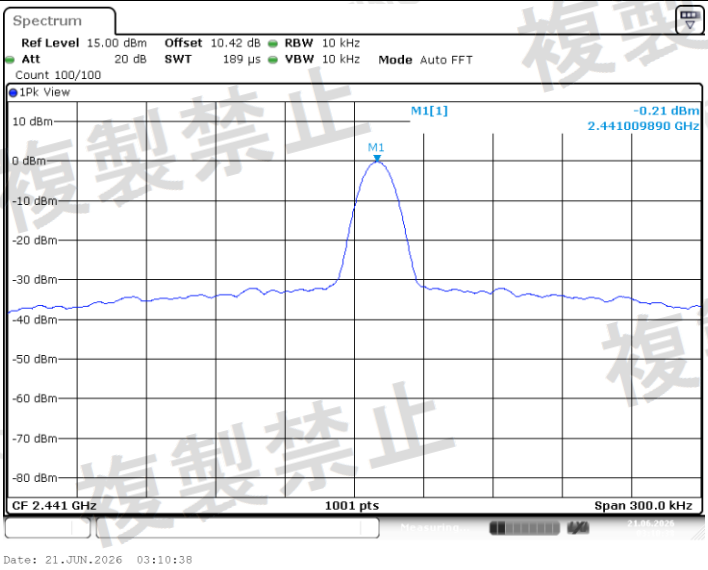

NTNV_DH5_Ant1_2480

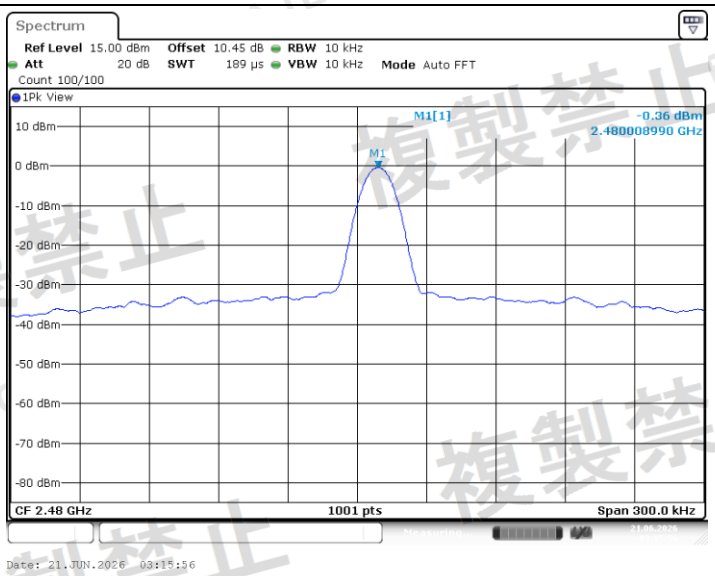

NTNV_2DH5_Ant1_2402

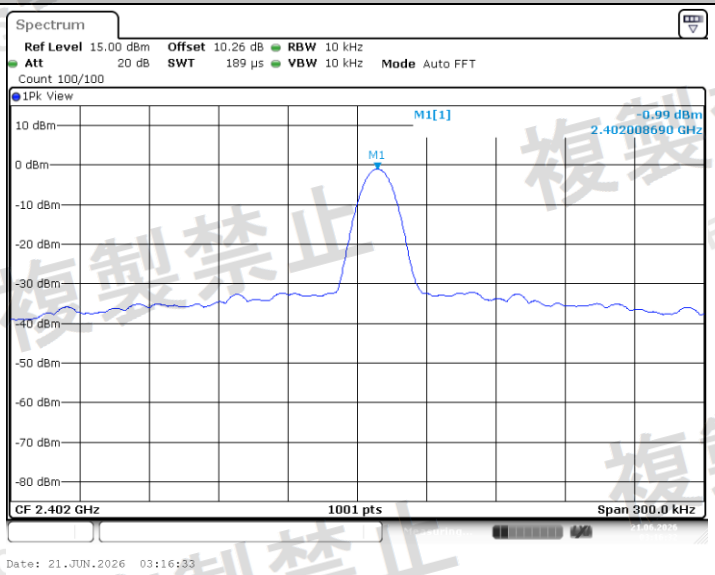

NTNV_2DH5_Ant1_2441

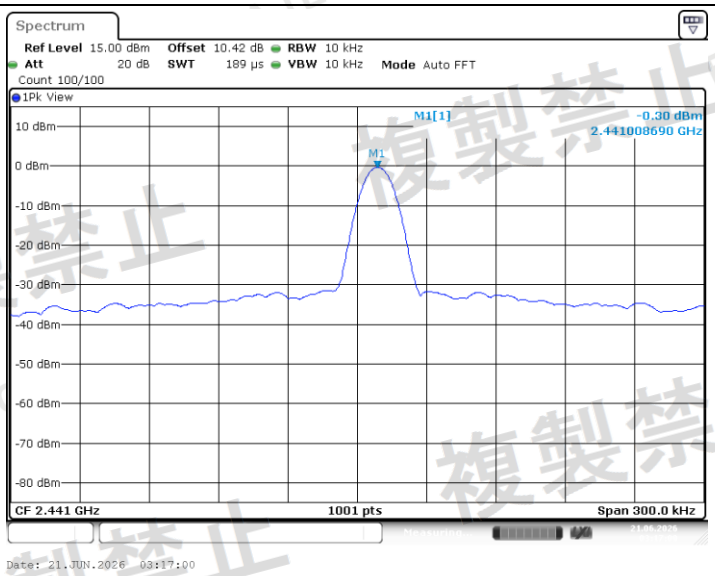

NTNV_2DH5_Ant1_2480

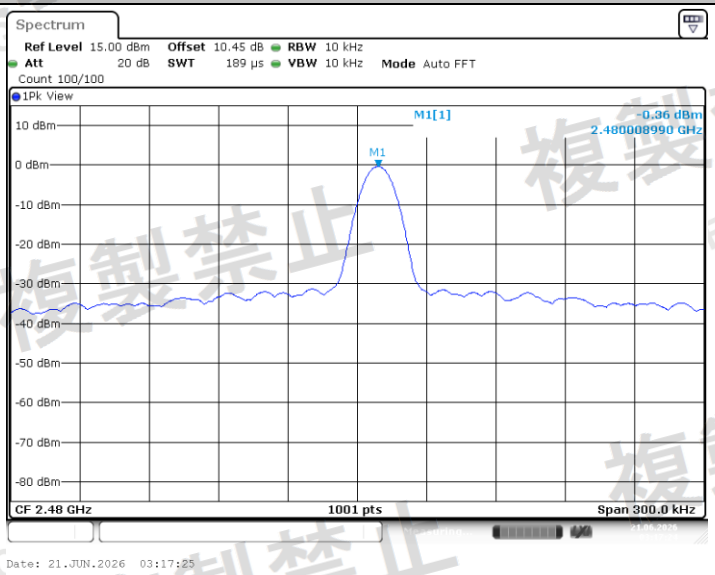

NTNV_3DH5_Ant1_2402

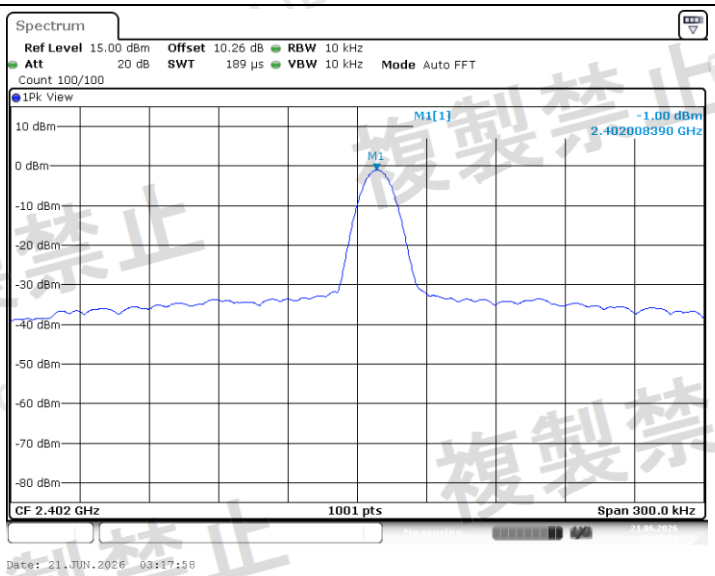

NTNV_3DH5_Ant1_2441

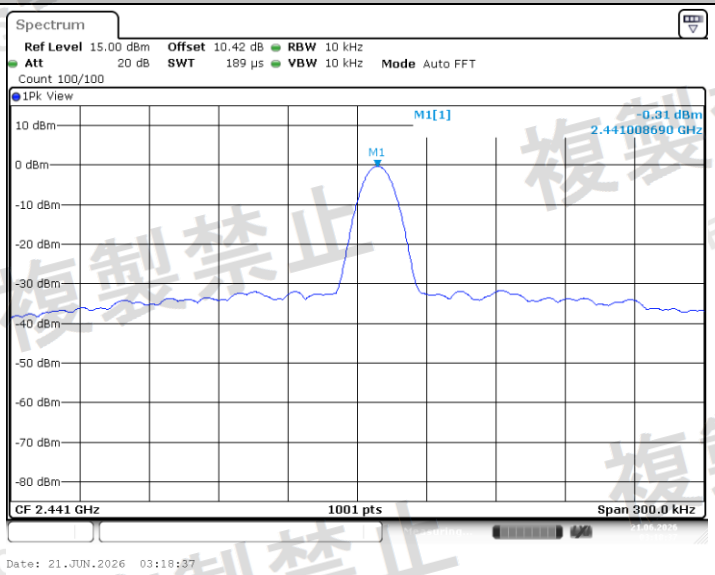

NTNV_3DH5_Ant1_2480

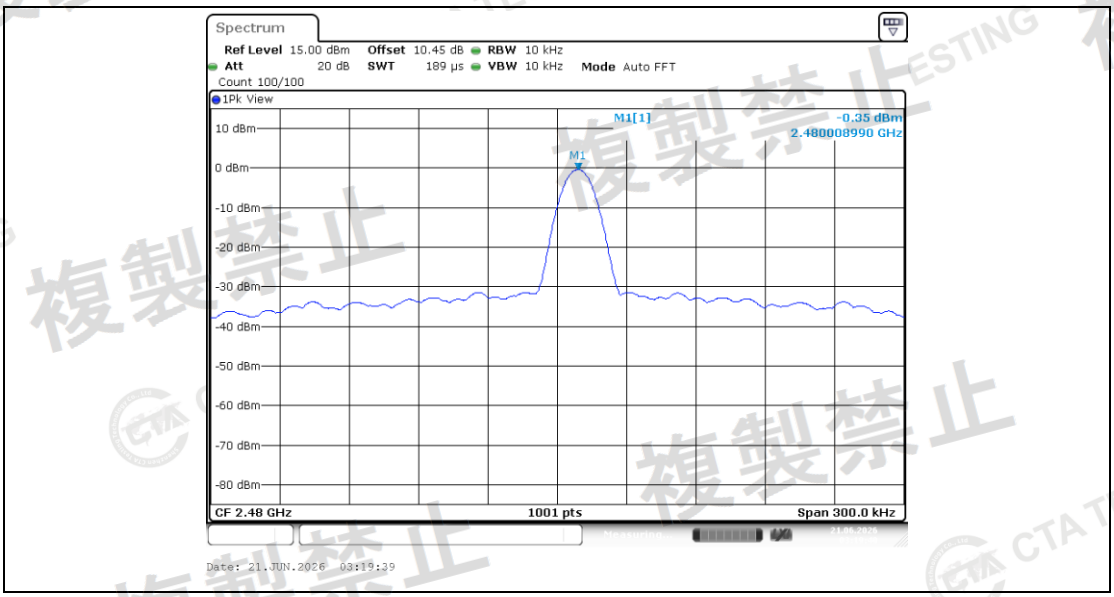
Spectrum
Ref Level 15.00 dBm Offset 10.45 dB RBW 10 kHz
Att 20 dB SWT 189 µs VBW 10 kHz Mode Auto FFT
Count 100/100
1Pk View
M1[1] -0.35 dBm
2.480008990 GHz
M1
10 dBm
0 dBm
-10 dBm
-20 dBm
-30 dBm
-40 dBm
-50 dBm
-60 dBm
-70 dBm
-80 dBm
CF 2.48 GHz
1001 pts
Span 300.0 kHz
Date: 21.JUN.2026 03:19:39

Appendix B: Occupied Bandwidth

Test Result

Test Condition	Test Mode	Antenna	Freq(MHz)	Result [MHz]	Limit [MHz]	Verdict
NTNV	DH5	Ant1	Hop	78.122	≤83.5	PASS
	2DH5	Ant1	Hop	78.322	≤83.5	PASS
	3DH5	Ant1	Hop	78.322	≤83.5	PASS

Test Graphs

NTNV_DH5_Ant1_Hop

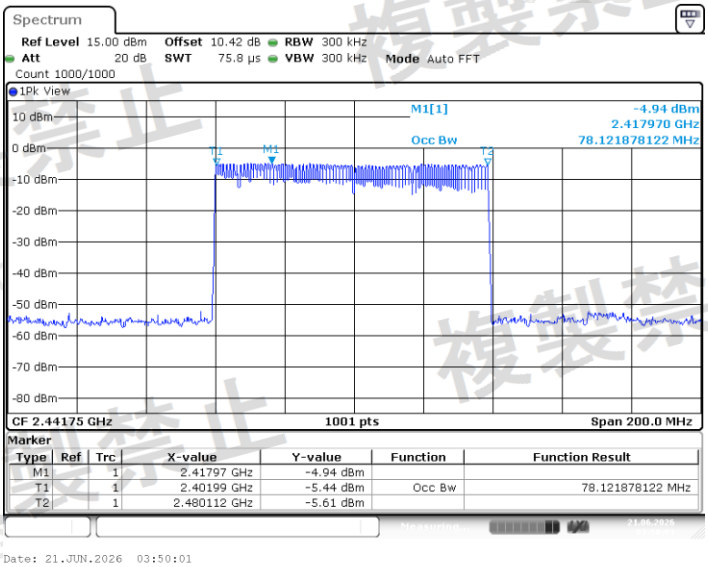

NTNV_2DH5_Ant1_Hop

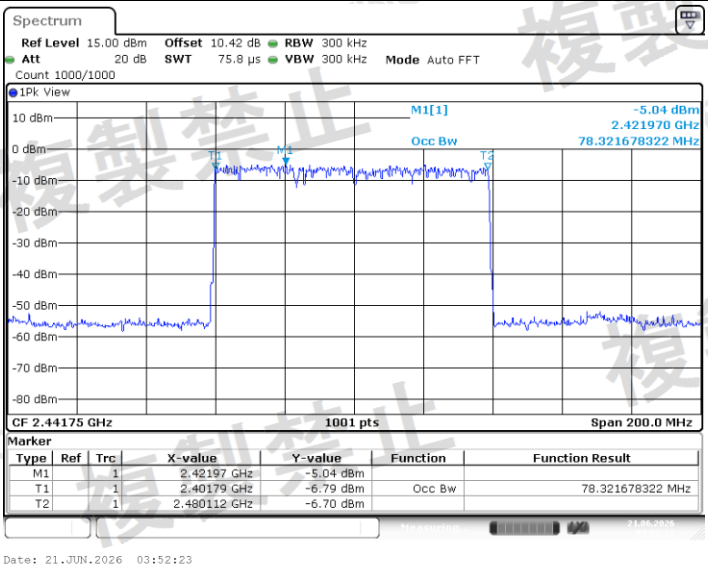

NTNV_3DH5_Ant1_Hop

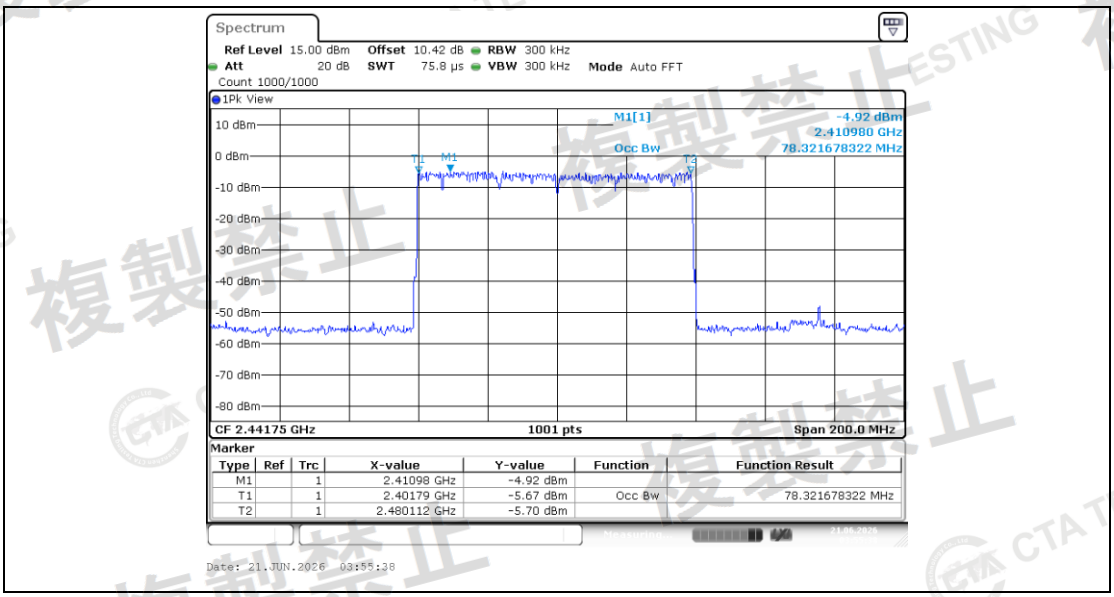
Spectrum
Ref Level 15.00 dBm Offset 10.42 dB RBW 300 kHz
Att 20 dB SWT 75.8 µs VBW 300 kHz Mode Auto FFT
Count 1000/1000
1Pk View
M1[1] -4.92 dBm
2.410980 GHz
Occ Bw 78.321678322 MHz
10 dBm
0 dBm
-10 dBm
-20 dBm
-30 dBm
-40 dBm
-50 dBm
-60 dBm
-70 dBm
-80 dBm
CF 2.44175 GHz
1001 pts
Span 200.0 MHz
Marker
Type Ref Trc X-value Y-value Function Function Result
M1 1 2.41098 GHz -4.92 dBm
T1 1 2.40179 GHz -5.67 dBm Occ Bw 78.321678322 MHz
T2 1 2.480112 GHz -5.70 dBm
Date: 21.JUN.2026 03:55:38

Appendix C: Spread Bandwidth

Test Result

Test Condition	Test Mode	Antenna	Freq(MHz)	Result [MHz]	Limit [MHz]	Spread Factor	Limit	Verdict
NTNV	DH5	Ant1	Hop	71.229	≥0.5	71.229	>5	PASS
	2DH5	Ant1	Hop	71.029	≥0.5	71.029	>5	PASS
	3DH5	Ant1	Hop	71.429	≥0.5	71.429	>5	PASS

Test Graphs

NTNV_DH5_Ant1_Hop

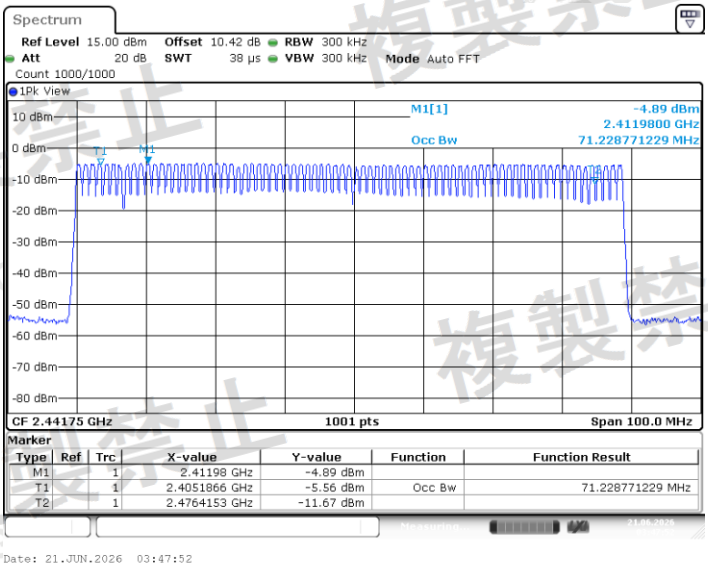

NTNV_2DH5_Ant1_Hop

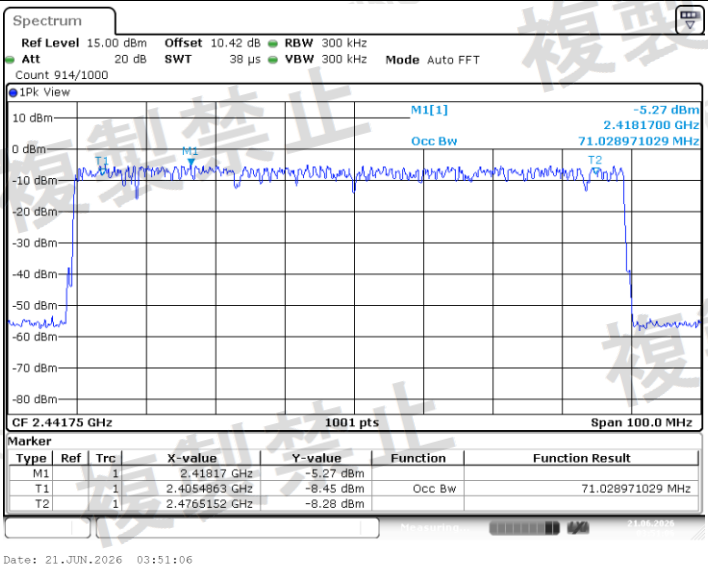

NTNV_3DH5_Ant1_Hop

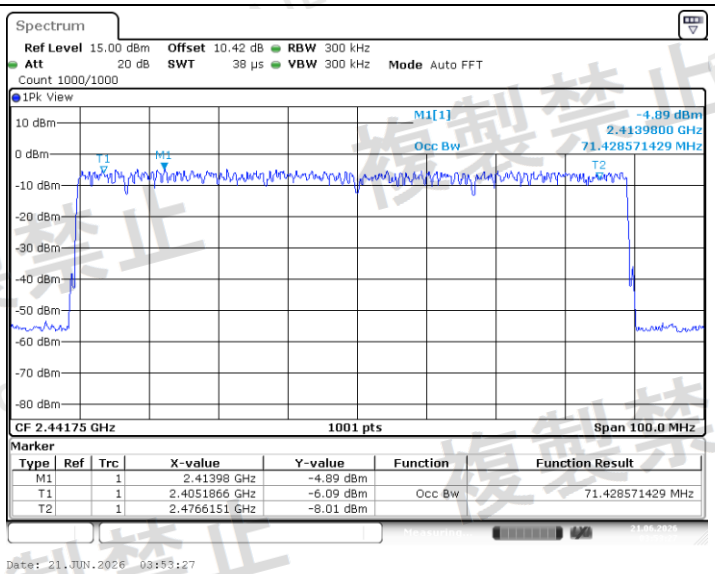
Spectrum
Ref Level 15.00 dBm Offset 10.42 dB RBW 300 kHz
Att 20 dB SWT 38 µs VBW 300 kHz Mode Auto FFT
Count 1000/1000
1Pk View
M1[1] -4.89 dBm
2.4139800 GHz
Occ Bw 71.428571429 MHz
10 dBm
0 dBm
-10 dBm
-20 dBm
-30 dBm
-40 dBm
-50 dBm
-60 dBm
-70 dBm
-80 dBm
T1
M1
T2
CF 2.44175 GHz
1001 pts
Span 100.0 MHz
Marker
Type Ref Trc X-value Y-value Function Function Result
M1 1 2.41398 GHz -4.89 dBm
T1 1 2.4051866 GHz -6.09 dBm Occ Bw 71.428571429 MHz
T2 1 2.4766151 GHz -8.01 dBm
Date: 21.JUN.2026 03:53:27

Appendix D: Spurious Emission of TX

Test Result

Test Condition	Test Mode	Antenna	Freq(MHz)	Freq.Range [MHz]	Freq. [MHz]	Result [dBm]	Limit [dBm]	Result [μW]	Limit [μW]	Verdict
NTNV	DH5	Ant1	2402	30~1000	824.67	-51.71	≤-26	0.00675	≤2.5	PASS
				1000~2387	2374.86	-52.33	≤-26	0.00585	≤2.5	PASS
				2387~2400	2399.99	-37.55	≤-16	0.17579	≤25	PASS
				2483.5~2496.5	2494.78	-43.80	≤-16	0.04169	≤25	PASS
				2496.5~13000	4804.12	-39.97	≤-26	0.10069	≤2.5	PASS
			2441	30~1000	752.17	-55.08	≤-26	0.00310	≤2.5	PASS
				1000~2387	1440.37	-53.78	≤-26	0.00419	≤2.5	PASS
				2387~2400	2394.83	-43.83	≤-16	0.04140	≤25	PASS
				2483.5~2496.5	2494.71	-43.16	≤-16	0.04831	≤25	PASS
				2496.5~13000	4882.37	-38.73	≤-26	0.13397	≤2.5	PASS
			2480	30~1000	824.43	-51.55	≤-26	0.00700	≤2.5	PASS
				1000~2387	2205.30	-53.69	≤-26	0.00428	≤2.5	PASS
				2387~2400	2388.09	-44.30	≤-16	0.03715	≤25	PASS
				2483.5~2496.5	2484.59	-43.18	≤-16	0.04808	≤25	PASS
				2496.5~13000	4960.10	-38.39	≤-26	0.14488	≤2.5	PASS
	2DH5	Ant1	2402	30~1000	238.55	-54.56	≤-26	0.00350	≤2.5	PASS
				1000~2387	2369.32	-53.48	≤-26	0.00449	≤2.5	PASS
				2387~2400	2400.00	-30.60	≤-16	0.87096	≤25	PASS
				2483.5~2496.5	2485.89	-43.73	≤-16	0.04236	≤25	PASS
				2496.5~13000	4804.12	-38.78	≤-26	0.13243	≤2.5	PASS
			2441	30~1000	832.19	-53.70	≤-26	0.00427	≤2.5	PASS
				1000~2387	2132.49	-53.73	≤-26	0.00424	≤2.5	PASS
				2387~2400	2390.43	-43.49	≤-16	0.04477	≤25	PASS
				2483.5~2496.5	2496.10	-43.39	≤-16	0.04581	≤25	PASS
				2496.5~13000	4881.32	-38.08	≤-26	0.15560	≤2.5	PASS
			2480	30~1000	833.65	-32.26	≤-26	0.59429	≤2.5	PASS
				1000~2387	2291.99	-54.13	≤-26	0.00386	≤2.5	PASS
				2387~2400	2388.99	-44.13	≤-16	0.03864	≤25	PASS
				2483.5~2496.5	2495.67	-42.80	≤-16	0.05248	≤25	PASS
				2496.5~13000	4959.57	-38.02	≤-26	0.15776	≤2.5	PASS
	3DH5	Ant1	2402	30~1000	241.70	-54.79	≤-26	0.00332	≤2.5	PASS
				1000~2387	2365.15	-52.66	≤-26	0.00542	≤2.5	PASS
				2387~2400	2400.00	-30.74	≤-16	0.84333	≤25	PASS
				2483.5~2496.5	2491.72	-43.31	≤-16	0.04667	≤25	PASS
				2496.5~13000	4803.59	-38.29	≤-26	0.14825	≤2.5	PASS

			2441	30~1000	221.09	-54.36	≤-26	0.00366	≤2.5	PASS
				1000~2387	1651.54	-53.55	≤-26	0.00442	≤2.5	PASS
				2387~2400	2397.11	-43.64	≤-16	0.04325	≤25	PASS
				2483.5~2496.5	2490.83	-43.45	≤-16	0.04519	≤25	PASS
				2496.5~13000	4881.84	-37.75	≤-26	0.16788	≤2.5	PASS
			2480	30~1000	913.67	-41.11	≤-26	0.07745	≤2.5	PASS
				1000~2387	2127.63	-53.89	≤-26	0.00408	≤2.5	PASS
				2387~2400	2395.99	-43.65	≤-16	0.04315	≤25	PASS
				2483.5~2496.5	2484.39	-43.13	≤-16	0.04864	≤25	PASS
				2496.5~13000	2500.18	-37.80	≤-26	0.16596	≤2.5	PASS

Test Graphs

NTNV_DH5_Ant1_2402_30~1000

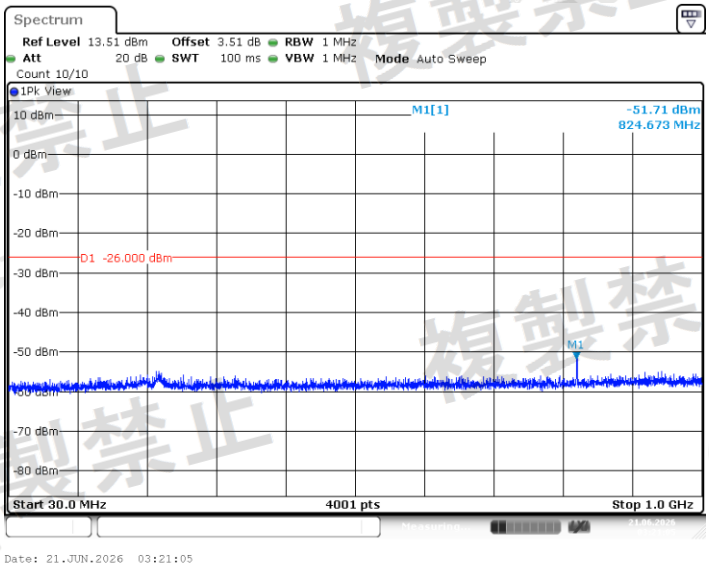

NTNV_DH5_Ant1_2402_1000~2387

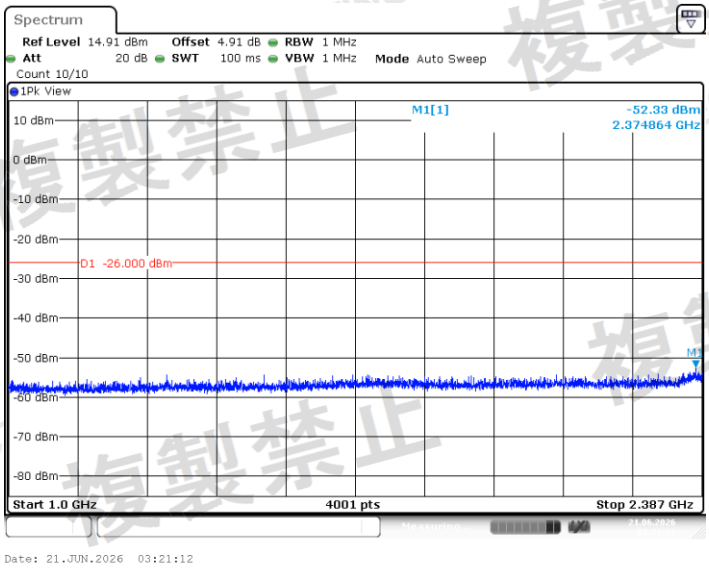

NTNV_DH5_Ant1_2402_2387~2400

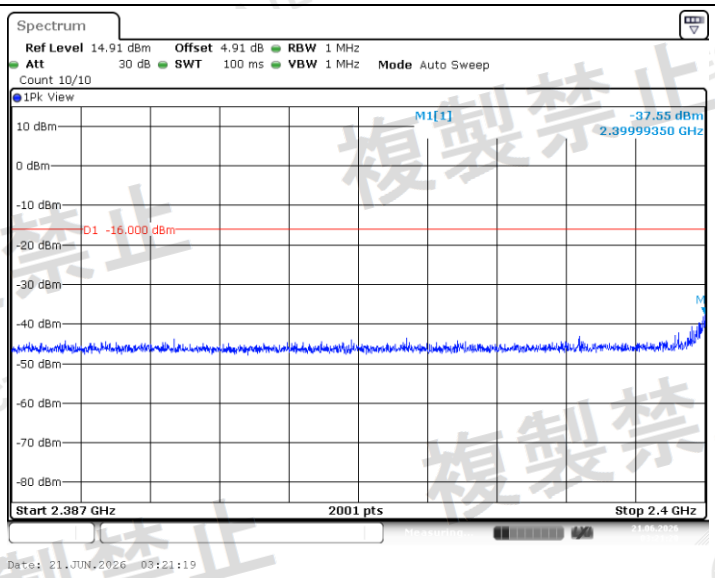

NTNV_DH5_Ant1_2402_2483.5~2496.5

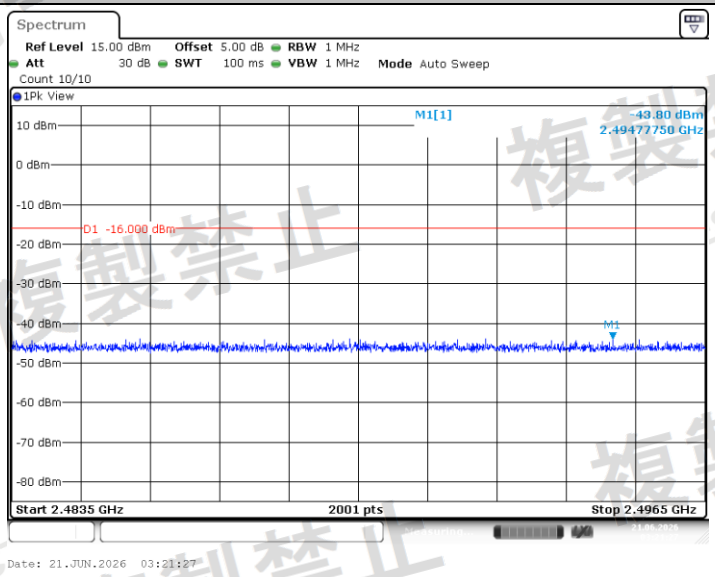

NTNV_DH5_Ant1_2402_2496.5~13000

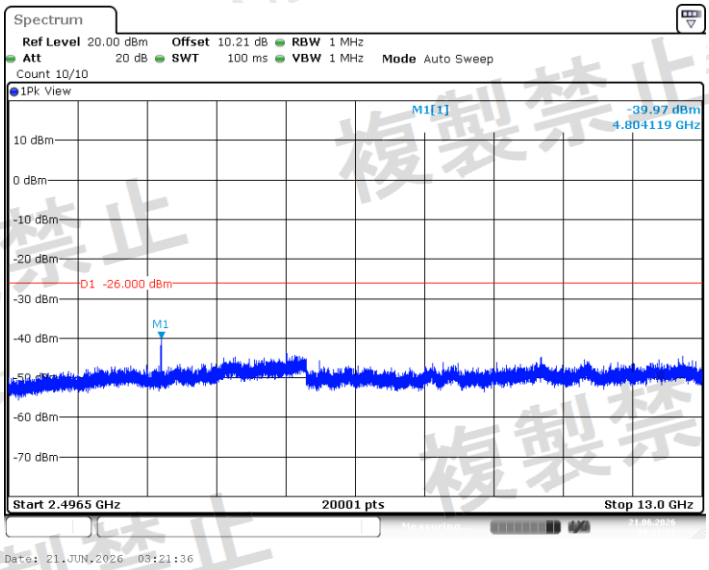

NTNV_DH5_Ant1_2441_30~1000

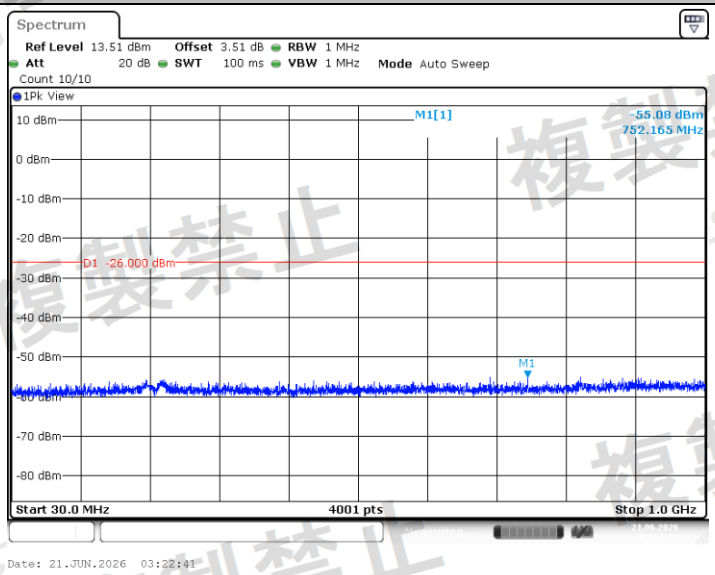

NTNV_DH5_Ant1_2441_1000~2387

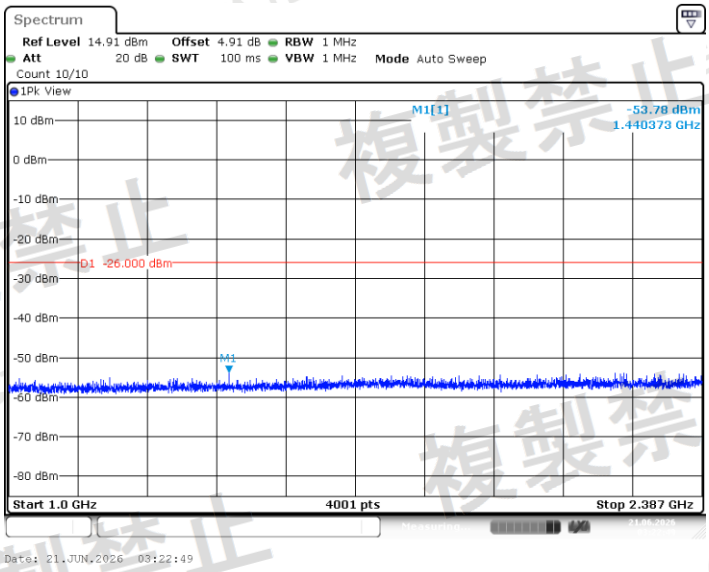

NTNV_DH5_Ant1_2441_2387~2400

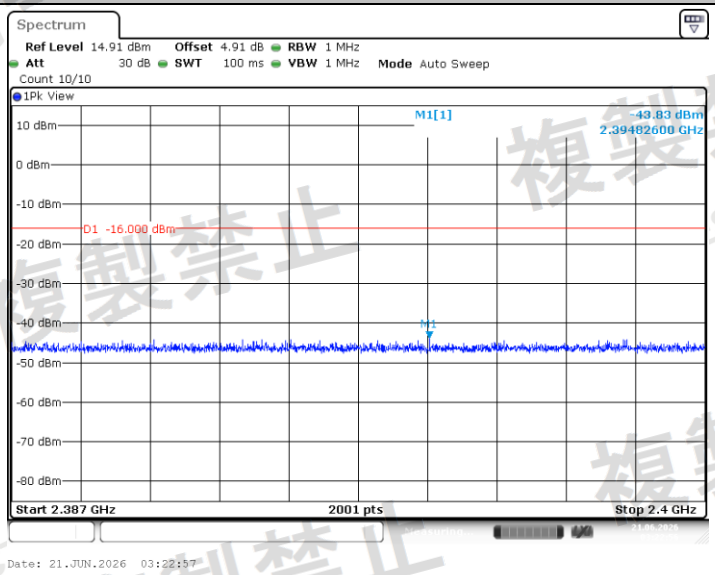

NTNV_DH5_Ant1_2441_2483.5~2496.5

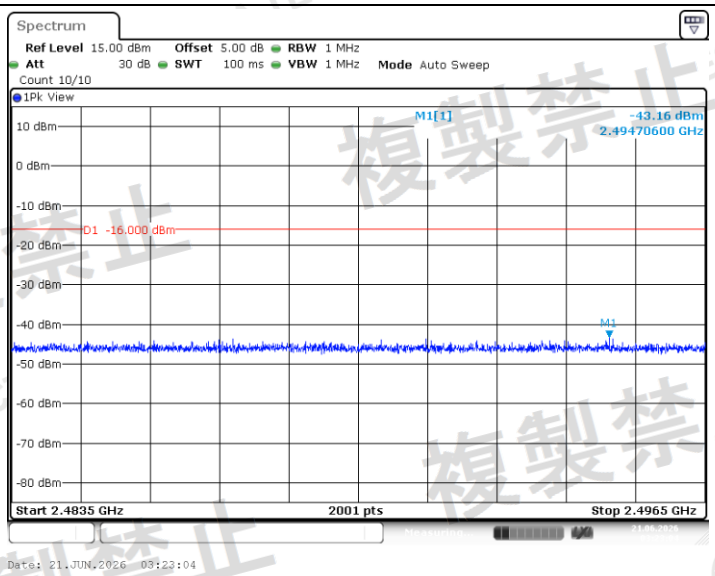

NTNV_DH5_Ant1_2441_2496.5~13000

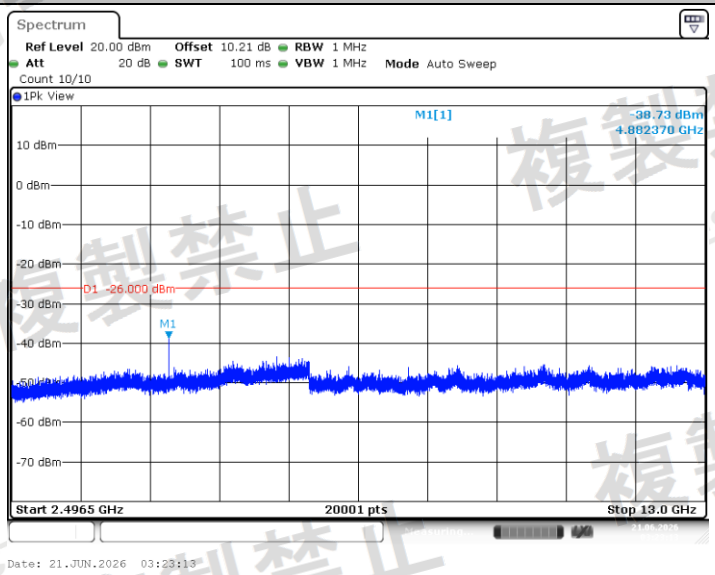

NTNV_DH5_Ant1_2480_30~1000

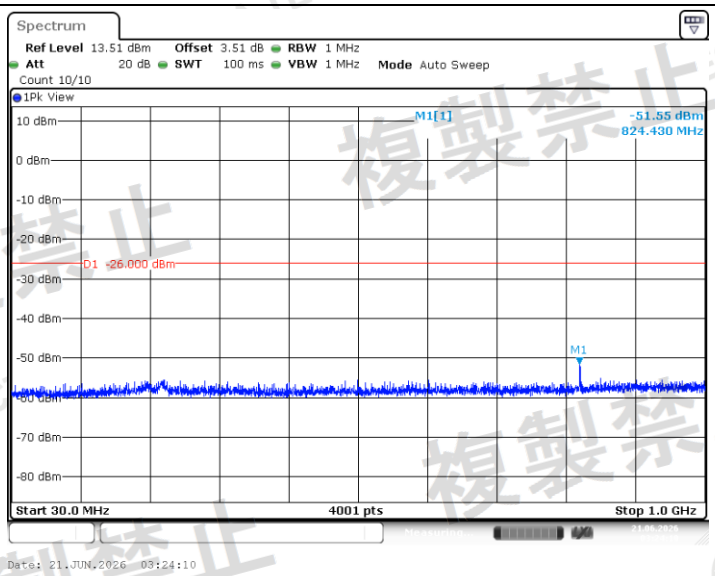

NTNV_DH5_Ant1_2480_1000~2387

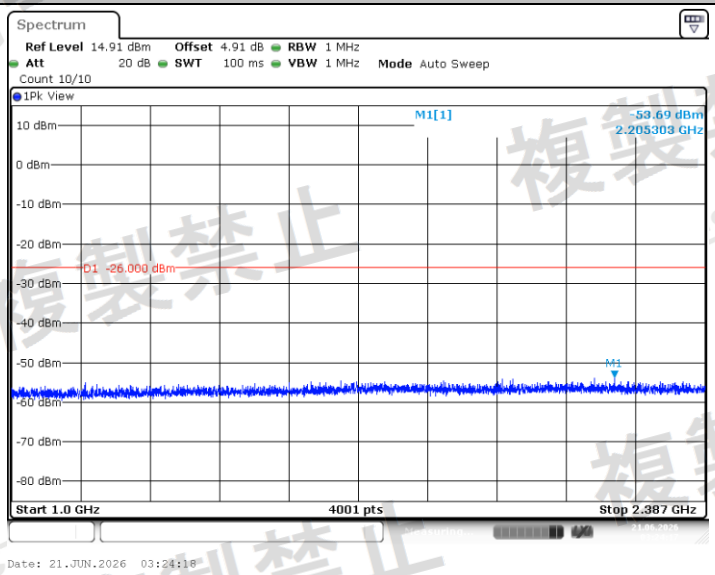

NTNV_DH5_Ant1_2480_2387~2400

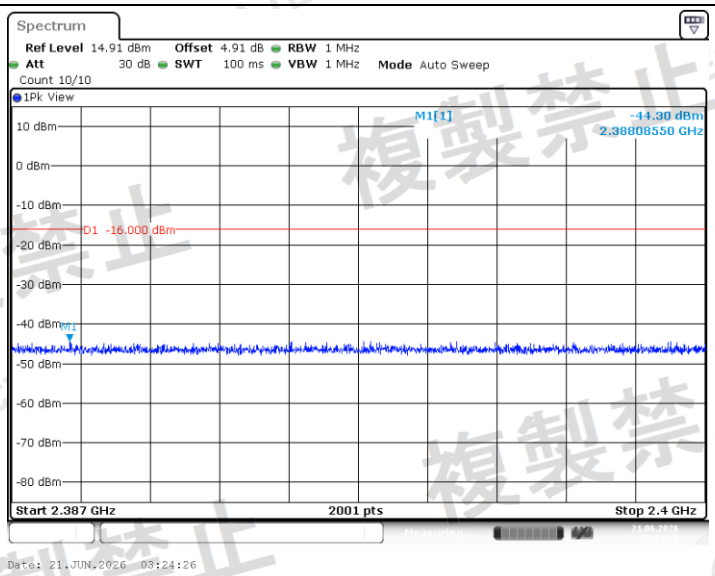

NTNV_DH5_Ant1_2480_2483.5~2496.5

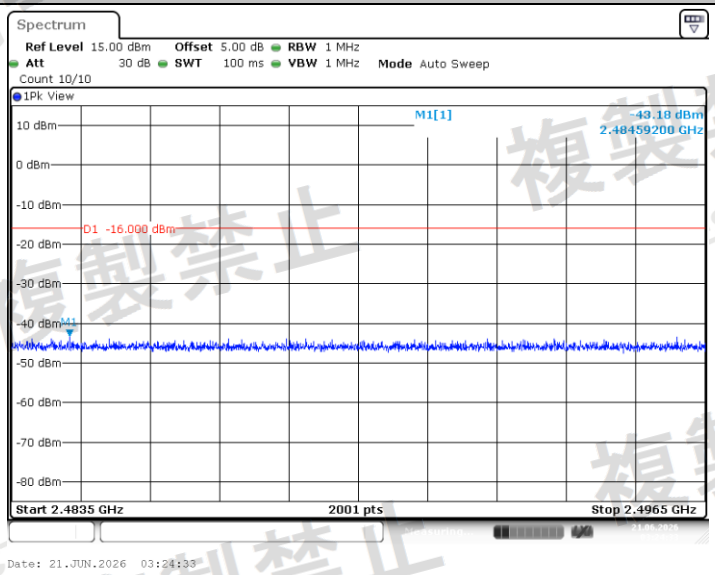

NTNV_DH5_Ant1_2480_2496.5~13000

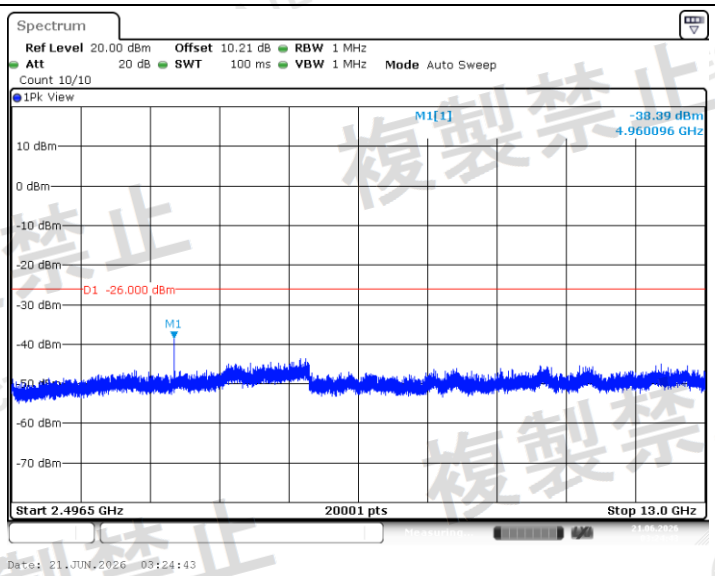

NTNV_2DH5_Ant1_2402_30~1000

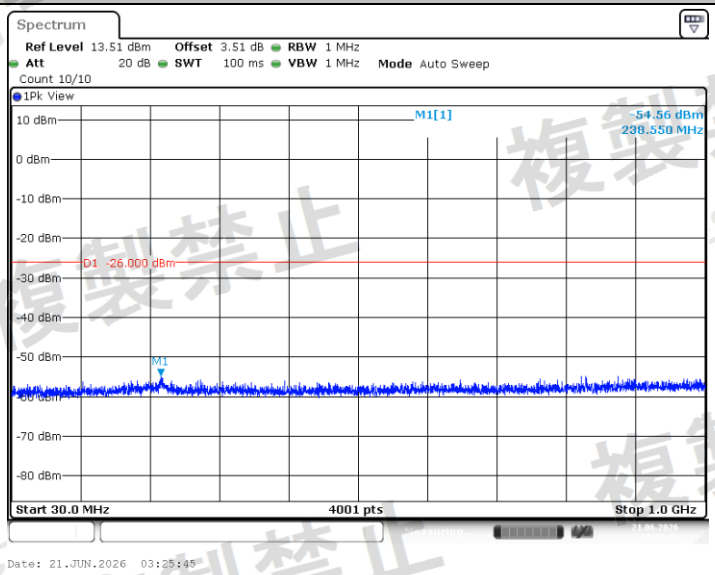

NTNV_2DH5_Ant1_2402_1000~2387

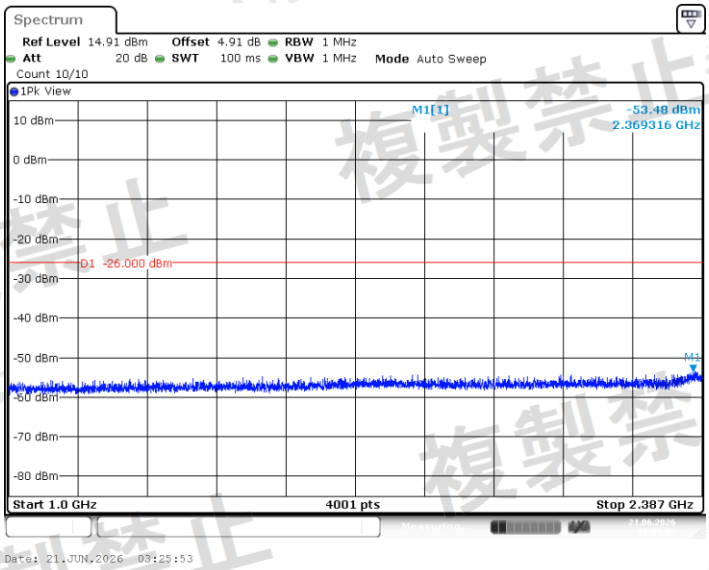

NTNV_2DH5_Ant1_2402_2387~2400

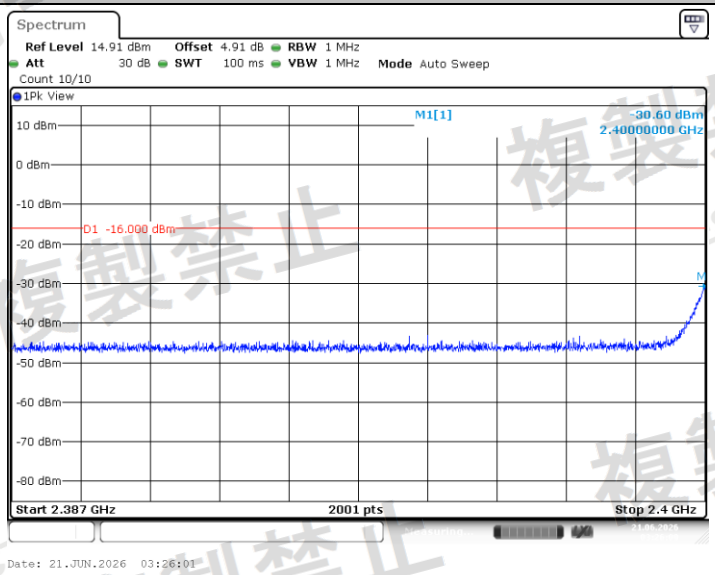

NTNV_2DH5_Ant1_2402_2483.5~2496.5

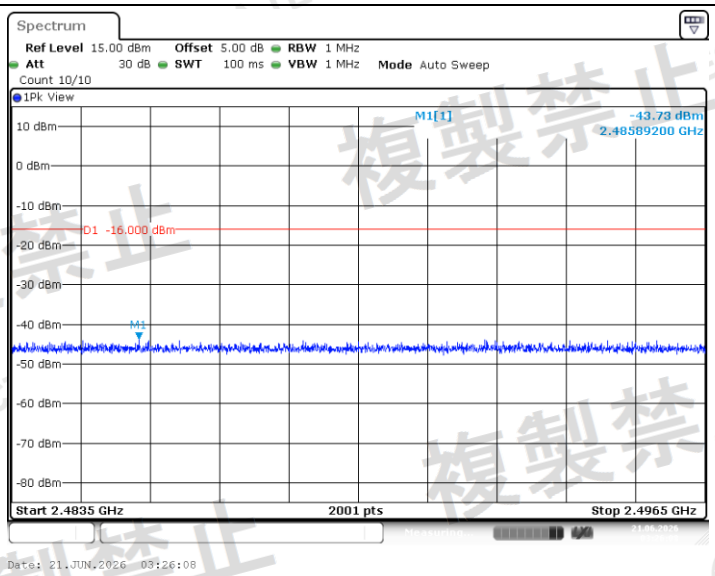

NTNV_2DH5_Ant1_2402_2496.5~13000

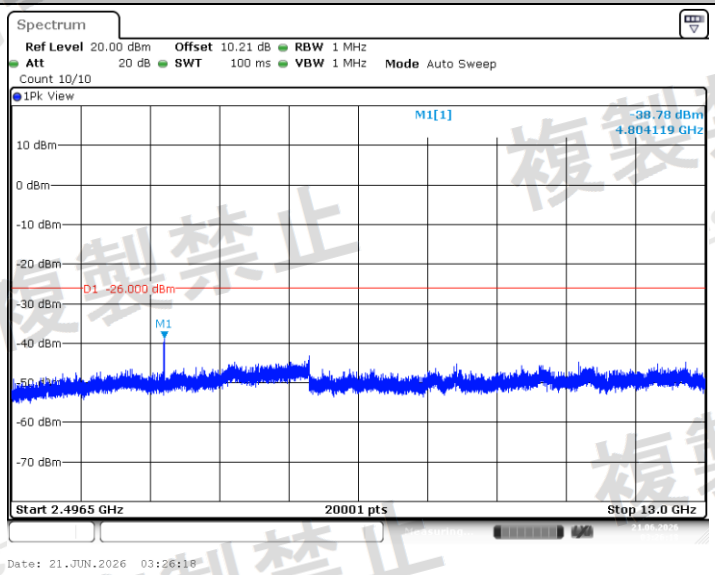

NTNV_2DH5_Ant1_2441_30~1000

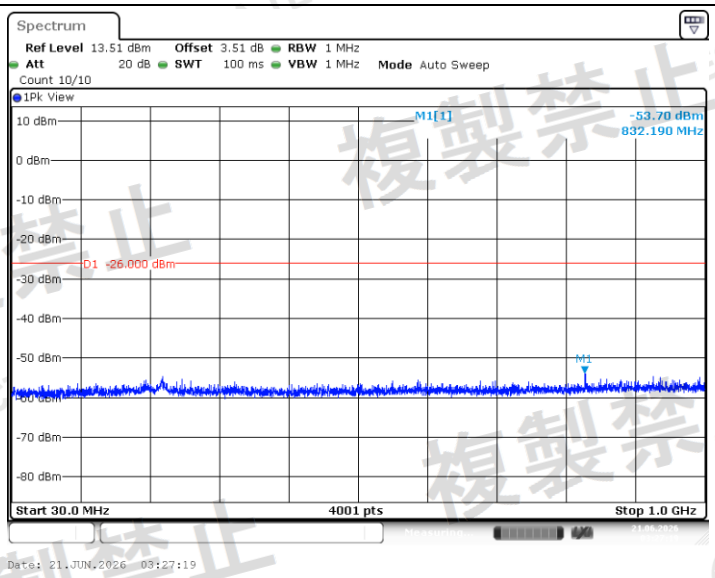

NTNV_2DH5_Ant1_2441_1000~2387

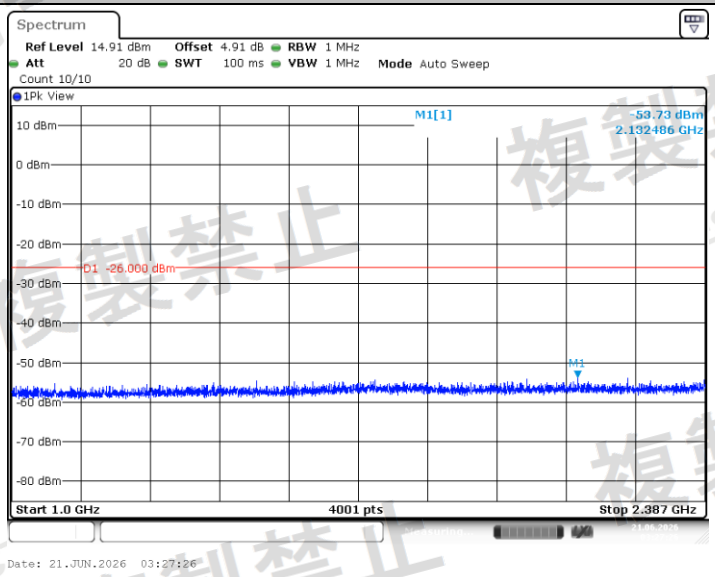

NTNV_2DH5_Ant1_2441_2387~2400

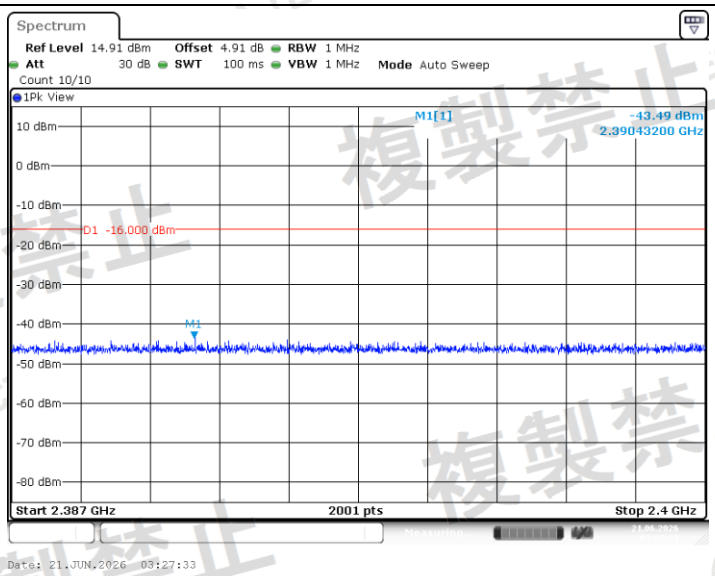

NTNV_2DH5_Ant1_2441_2483.5~2496.5

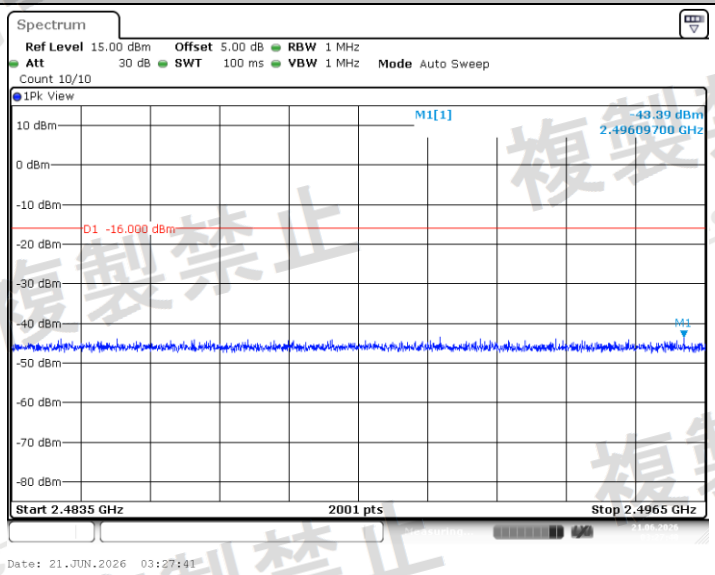

NTNV_2DH5_Ant1_2441_2496.5~13000

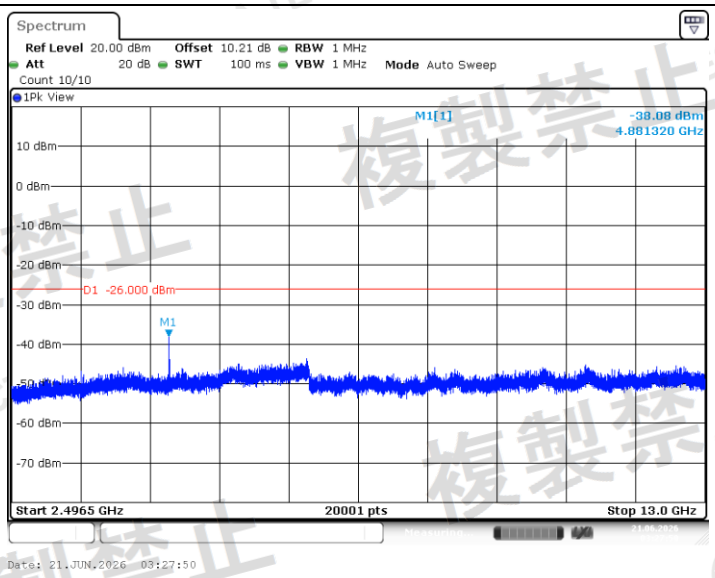

NTNV_2DH5_Ant1_2480_30~1000

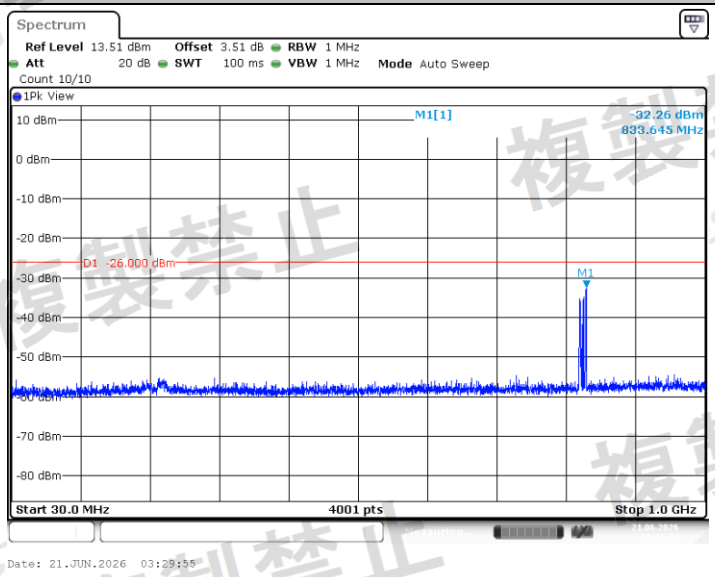

NTNV_2DH5_Ant1_2480_1000~2387

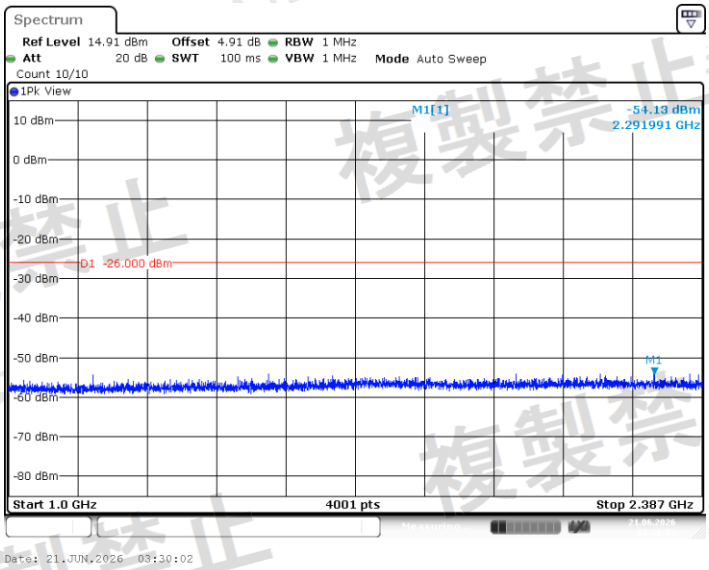

NTNV_2DH5_Ant1_2480_2387~2400

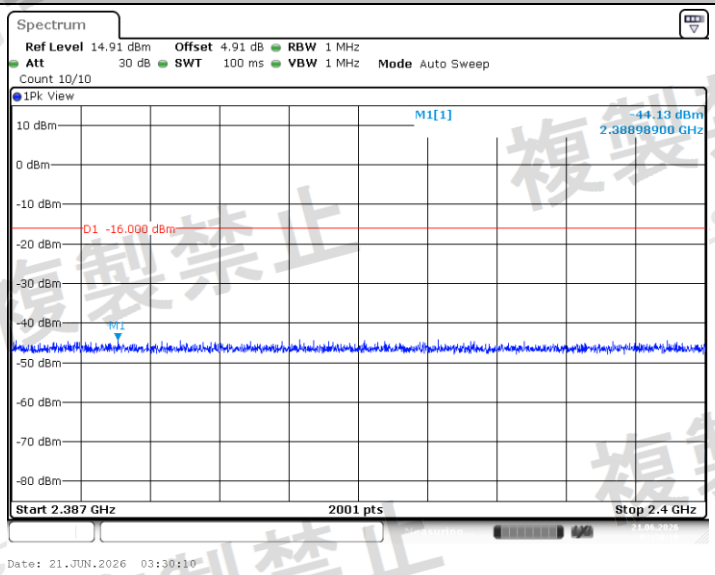

NTNV_2DH5_Ant1_2480_2483.5~2496.5

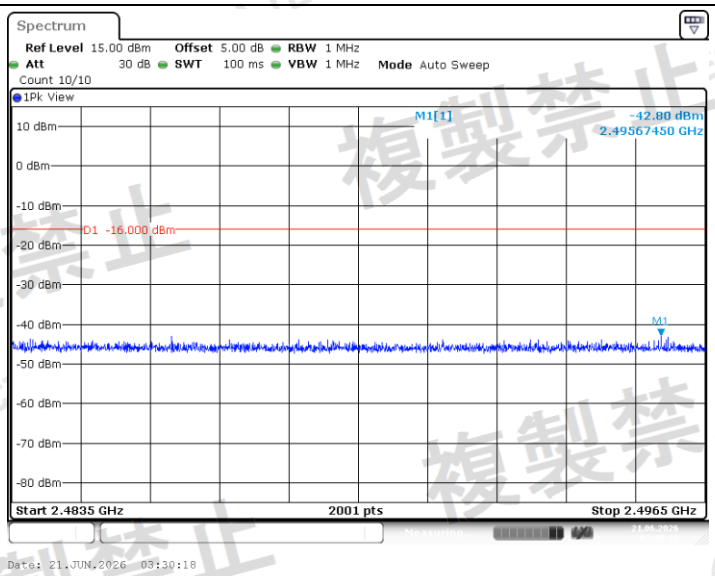

NTNV_2DH5_Ant1_2480_2496.5~13000

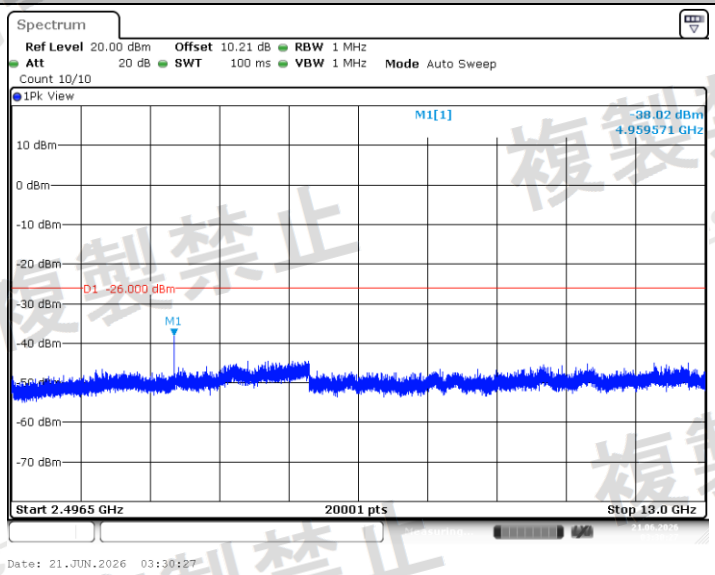

NTNV_3DH5_Ant1_2402_30~1000

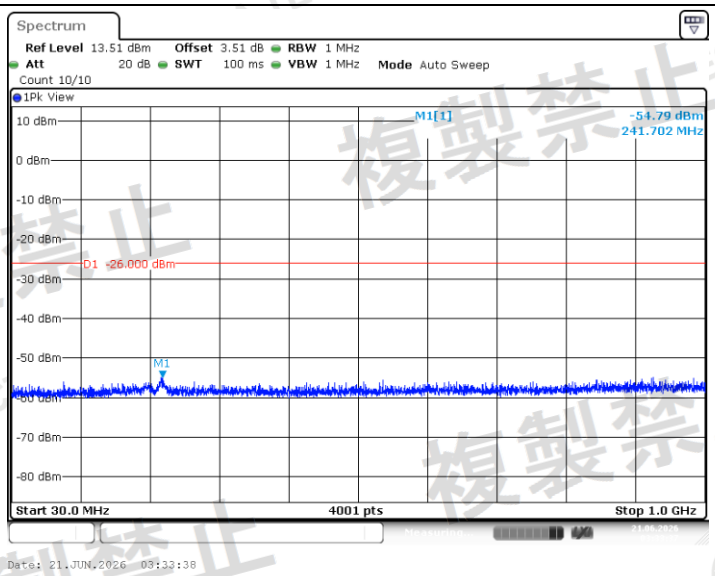

NTNV_3DH5_Ant1_2402_1000~2387

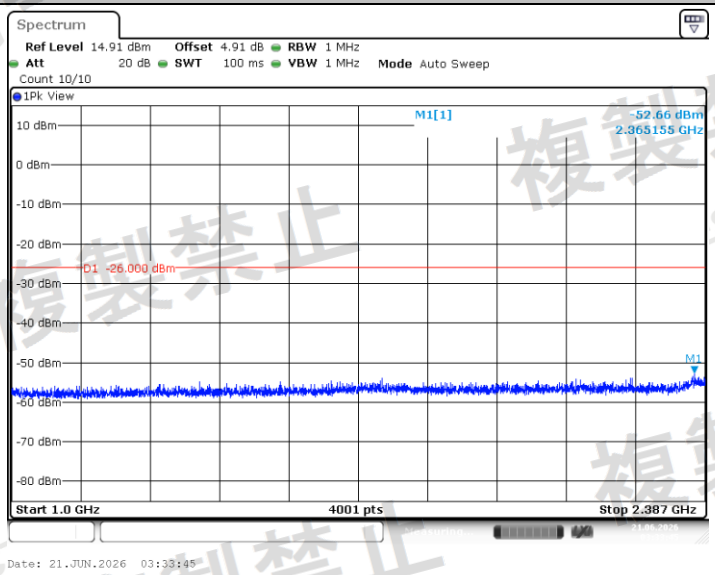

NTNV_3DH5_Ant1_2402_2387~2400

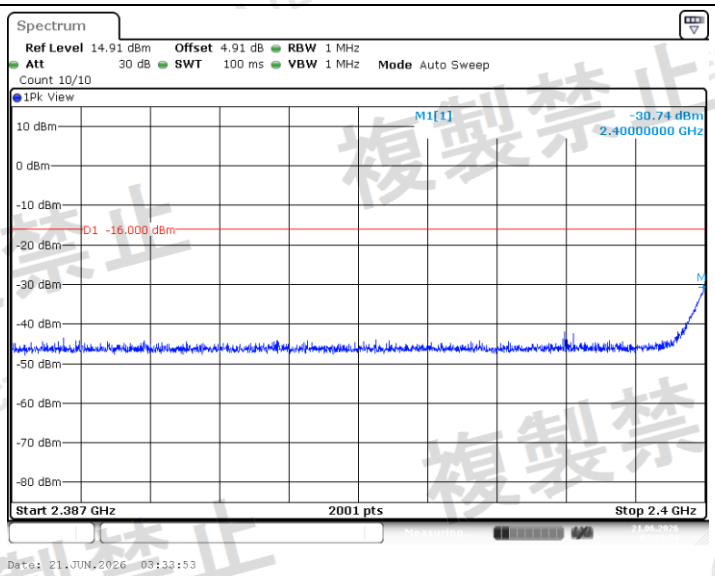

NTNV_3DH5_Ant1_2402_2483.5~2496.5

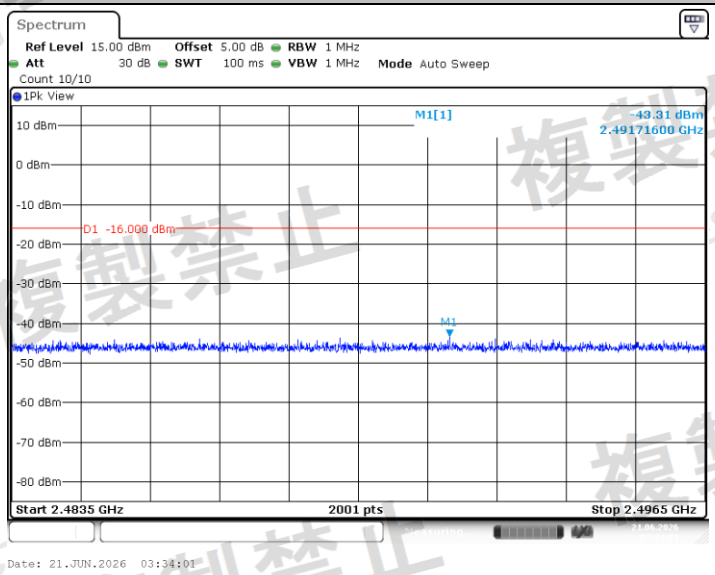

NTNV_3DH5_Ant1_2402_2496.5~13000

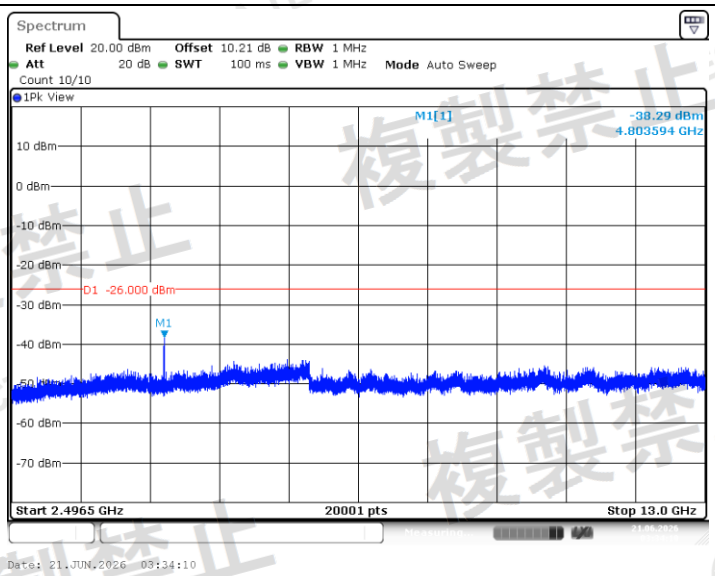

NTNV_3DH5_Ant1_2441_30~1000

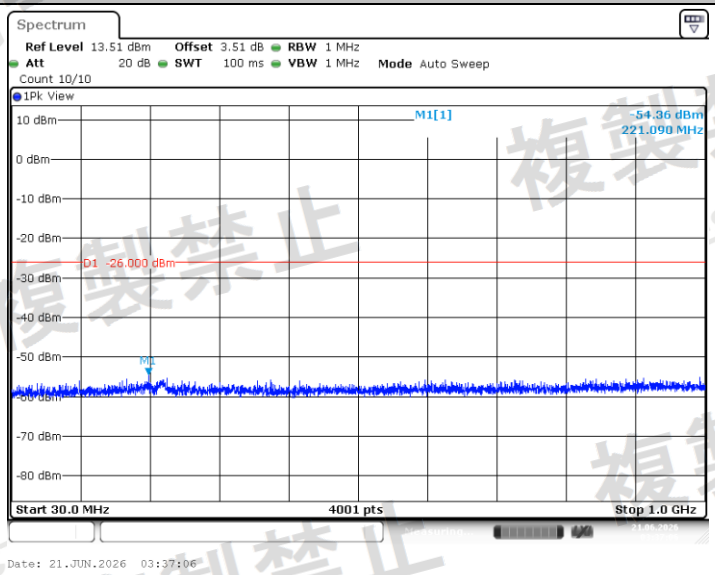

NTNV_3DH5_Ant1_2441_1000~2387

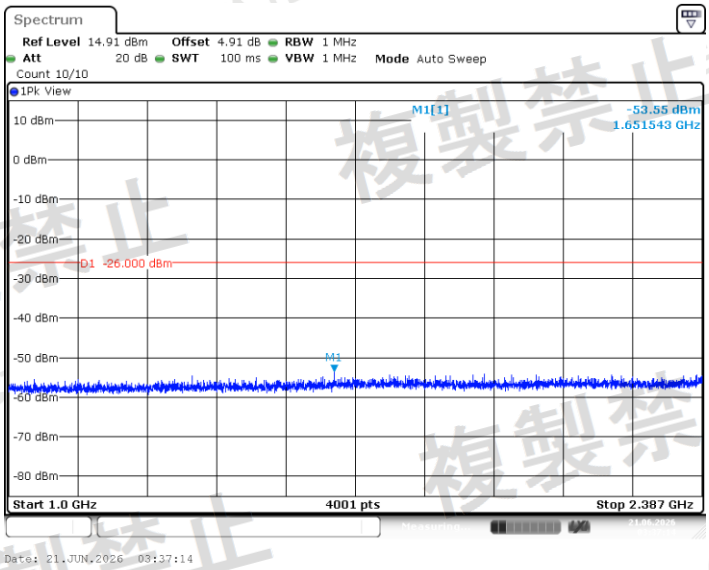

NTNV_3DH5_Ant1_2441_2387~2400

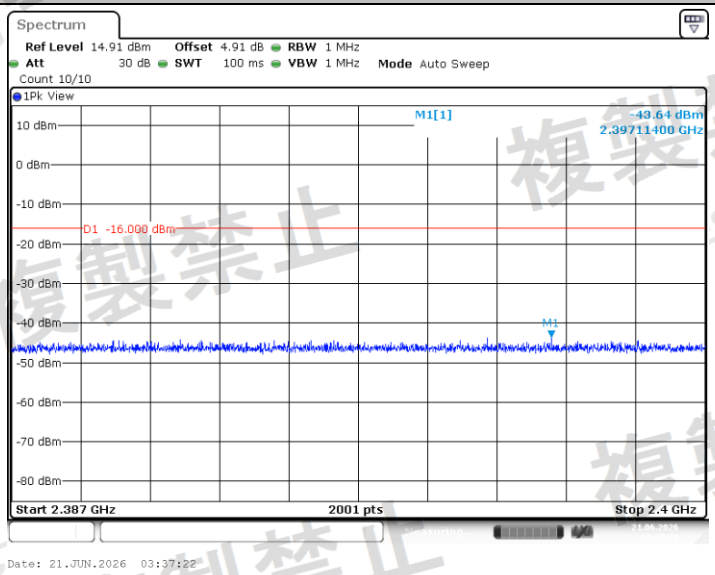

NTNV_3DH5_Ant1_2441_2483.5~2496.5

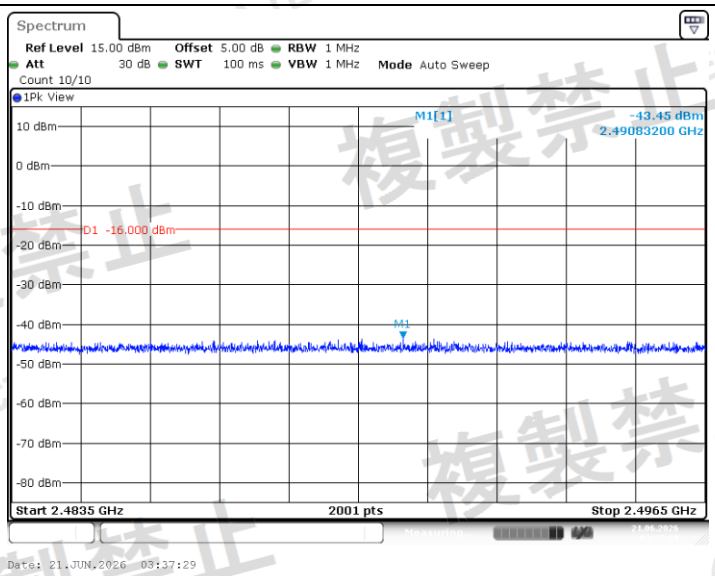

NTNV_3DH5_Ant1_2441_2496.5~13000

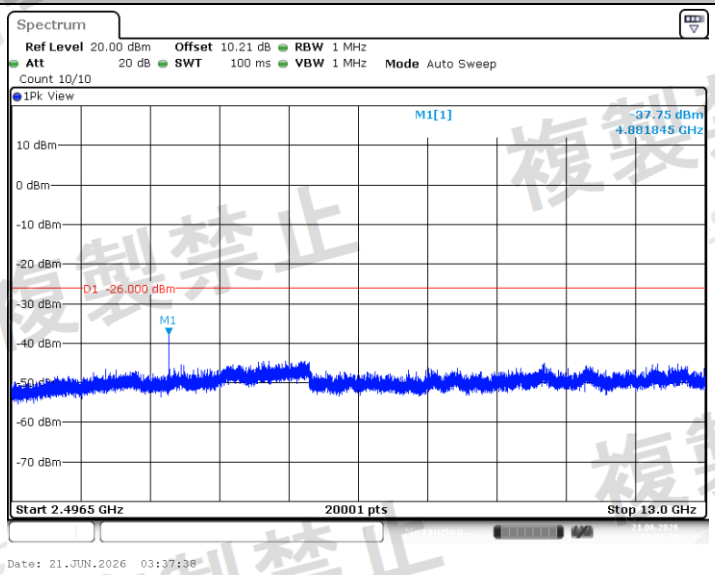

NTNV_3DH5_Ant1_2480_30~1000

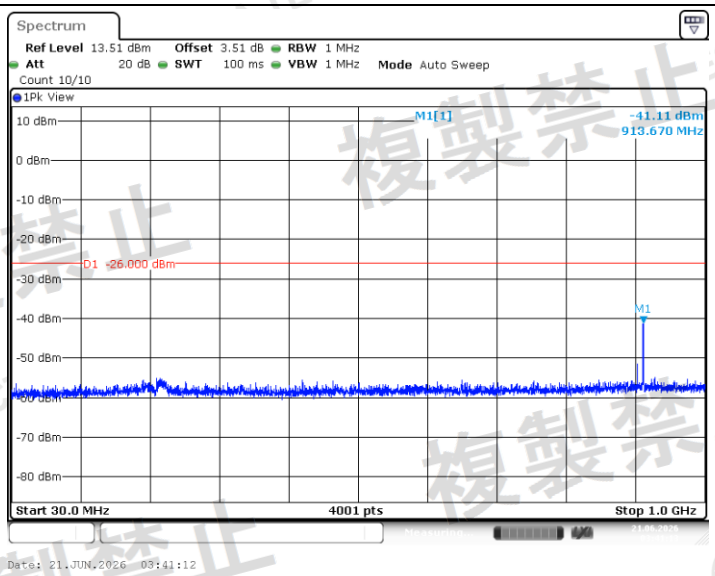

NTNV_3DH5_Ant1_2480_1000~2387

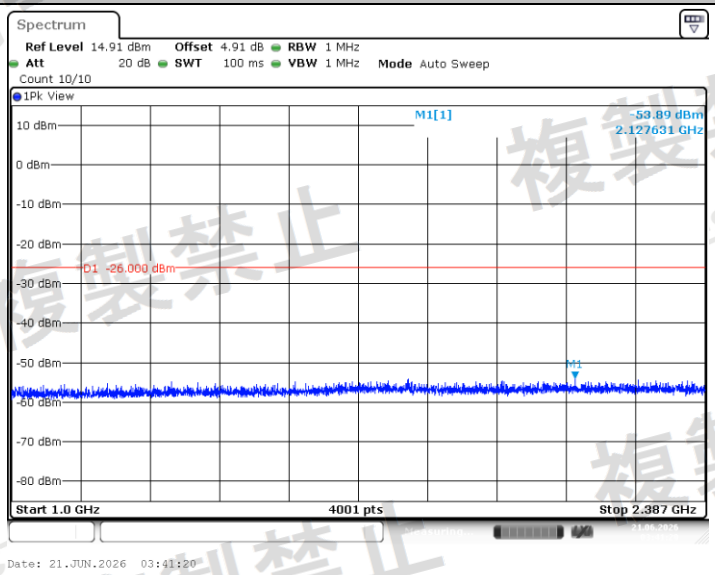

NTNV_3DH5_Ant1_2480_2387~2400

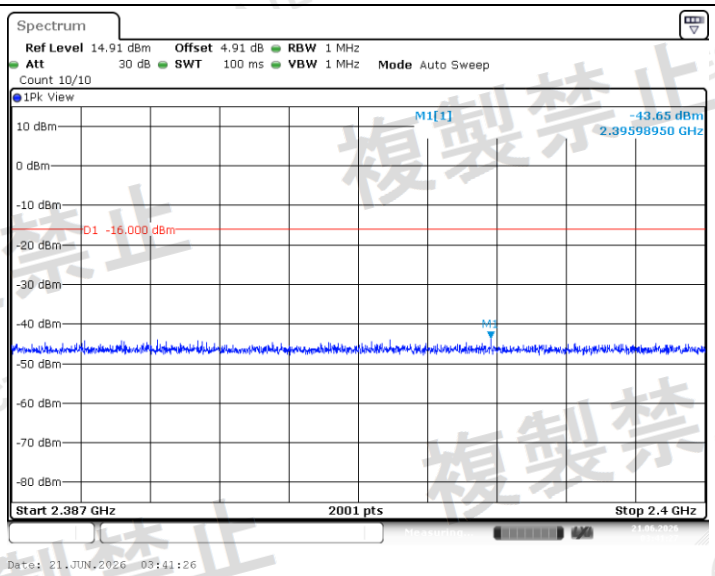

NTNV_3DH5_Ant1_2480_2483.5~2496.5

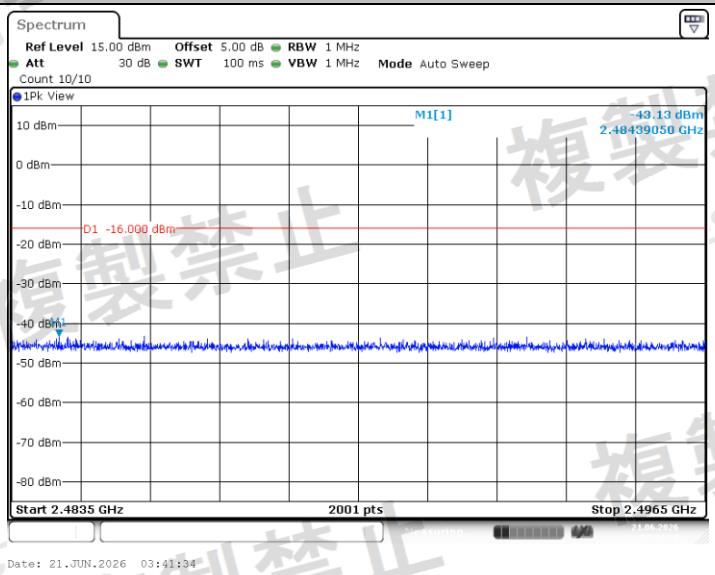

NTNV_3DH5_Ant1_2480_2496.5~13000

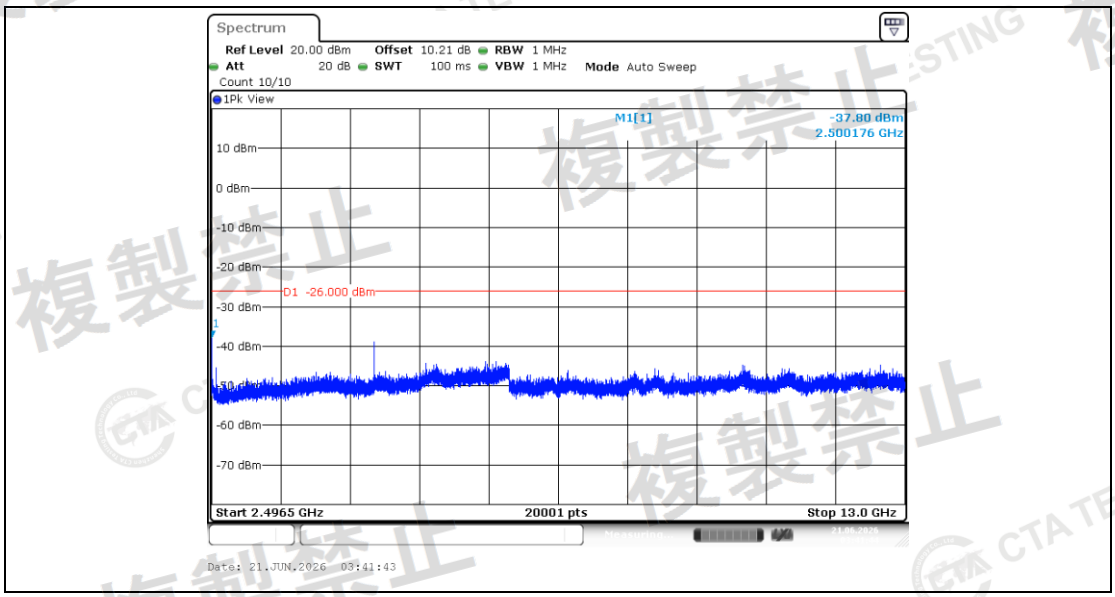
Spectrum
Ref Level 20.00 dBm Offset 10.21 dB RBW 1 MHz
Att 20 dB SWT 100 ms VBW 1 MHz Mode Auto Sweep
Count 10/10
1Pk View
M1[1] -37.80 dBm
2.500176 GHz
10 dBm
0 dBm
-10 dBm
-20 dBm
D1 -26.000 dBm
-30 dBm
-40 dBm
-60 dBm
-70 dBm
Start 2.4965 GHz
20001 pts
Stop 13.0 GHz
Date: 21.JUN.2026 03:41:43

Appendix E: Spurious Emission of RX

Test Result

Test Condition	Test Mode	Antenna	Freq(MHz)	Freq.Range [MHz]	Freq. [MHz]	Result [dBm]	Limit [dBm]	Result [nW]	Limit [nW]	Verdict
NTNV	DH5	Ant1	2402	30~1000	235.29	-83.81	≤-54	0.00416	≤4	PASS
				1000~12500	6606.26	-69.58	≤-47	0.11015	≤20	PASS
			2441	30~1000	906.20	-84.10	≤-54	0.00389	≤4	PASS
				1000~12500	6707.45	-69.17	≤-47	0.12106	≤20	PASS
			2480	30~1000	912.99	-83.78	≤-54	0.00419	≤4	PASS
				1000~12500	6406.17	-69.70	≤-47	0.10715	≤20	PASS
	2DH5	Ant1	2402	30~1000	937.22	-83.67	≤-54	0.00430	≤4	PASS
				1000~12500	6878.22	-69.18	≤-47	0.12078	≤20	PASS
			2441	30~1000	893.60	-84.01	≤-54	0.00397	≤4	PASS
				1000~12500	6870.74	-69.21	≤-47	0.11995	≤20	PASS
			2480	30~1000	907.17	-82.96	≤-54	0.00506	≤4	PASS
				1000~12500	6874.77	-68.82	≤-47	0.13122	≤20	PASS
	3DH5	Ant1	2402	30~1000	799.55	-84.31	≤-54	0.00371	≤4	PASS
				1000~12500	10561.48	-69.74	≤-47	0.10617	≤20	PASS
			2441	30~1000	965.34	-83.88	≤-54	0.00409	≤4	PASS
				1000~12500	6362.47	-69.48	≤-47	0.11272	≤20	PASS
			2480	30~1000	238.69	-82.99	≤-54	0.00502	≤4	PASS
				1000~12500	6927.67	-68.85	≤-47	0.13032	≤20	PASS

Test Graphs

NTNV_DH5_Ant1_2402_30~1000

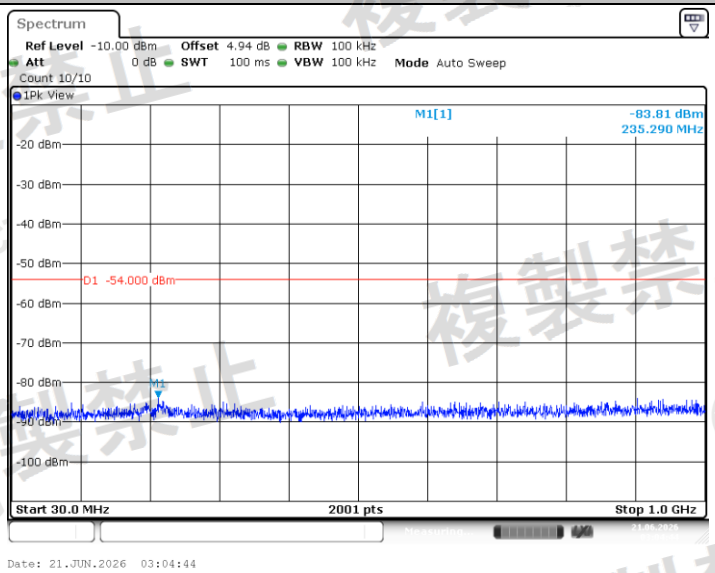

NTNV_DH5_Ant1_2402_1000~12500

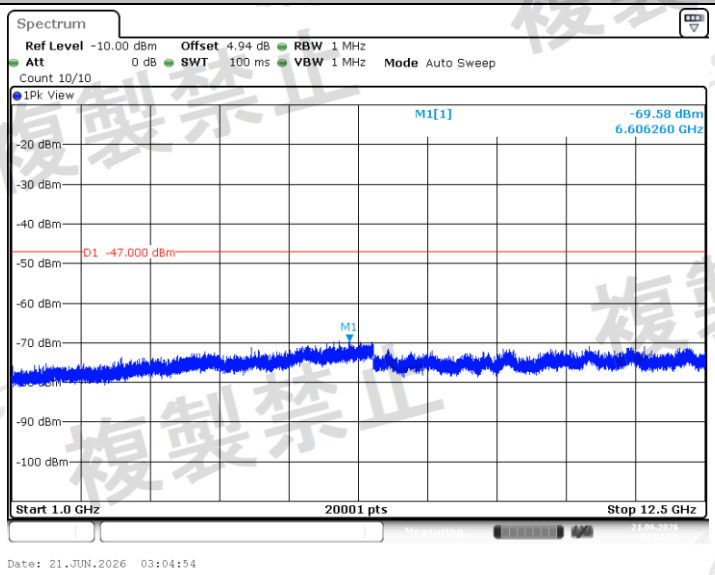

NTNV_DH5_Ant1_2441_30~1000

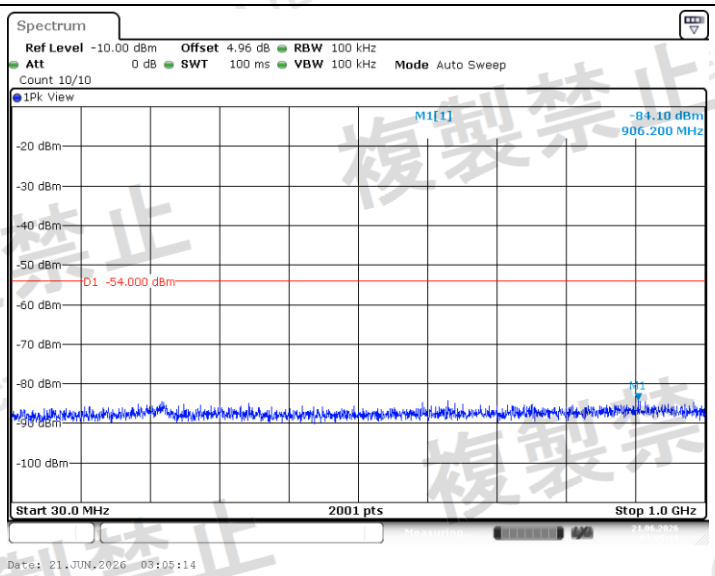

NTNV_DH5_Ant1_2441_1000~12500

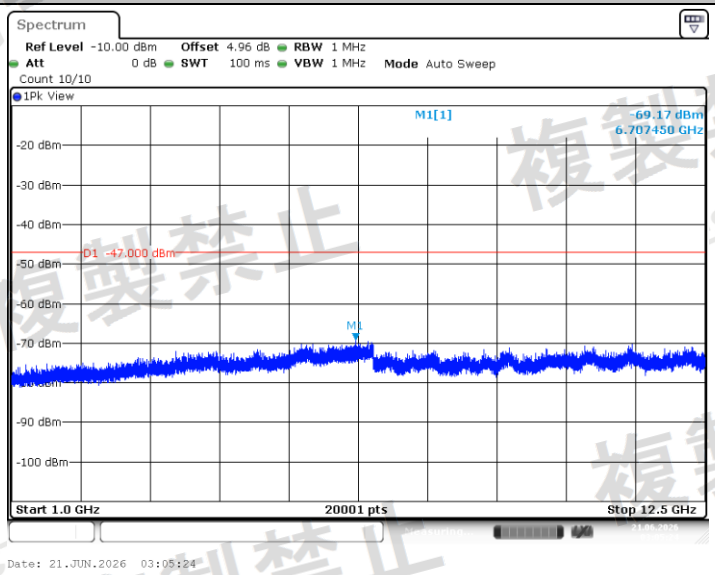

NTNV_DH5_Ant1_2480_30~1000

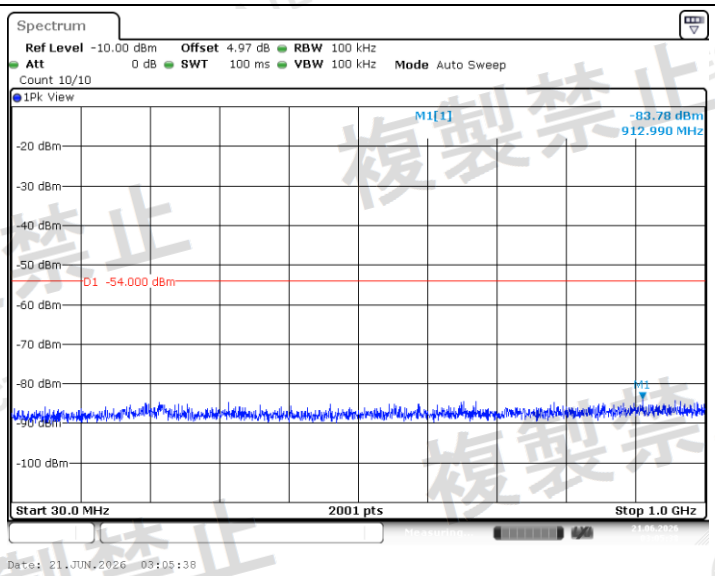

NTNV_DH5_Ant1_2480_1000~12500

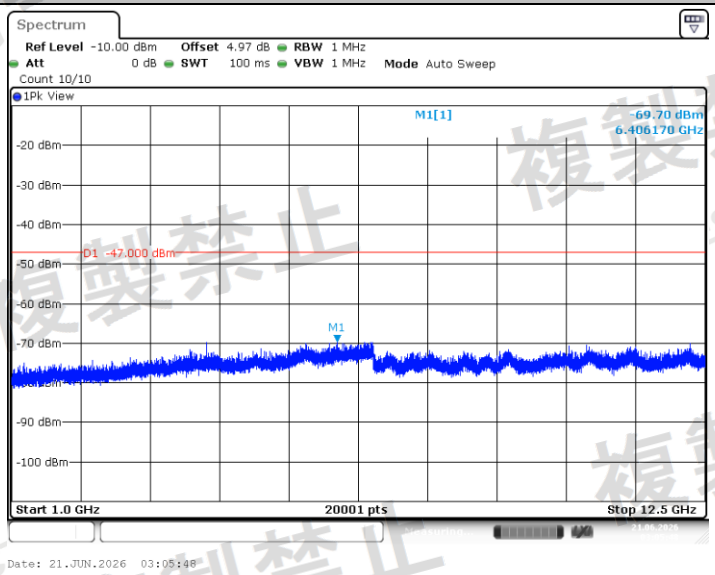

NTNV_2DH5_Ant1_2402_30~1000

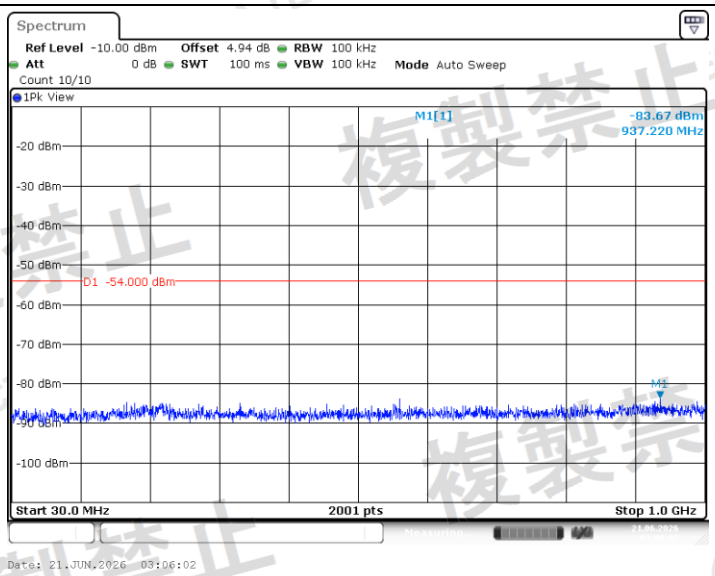

NTNV_2DH5_Ant1_2402_1000~12500

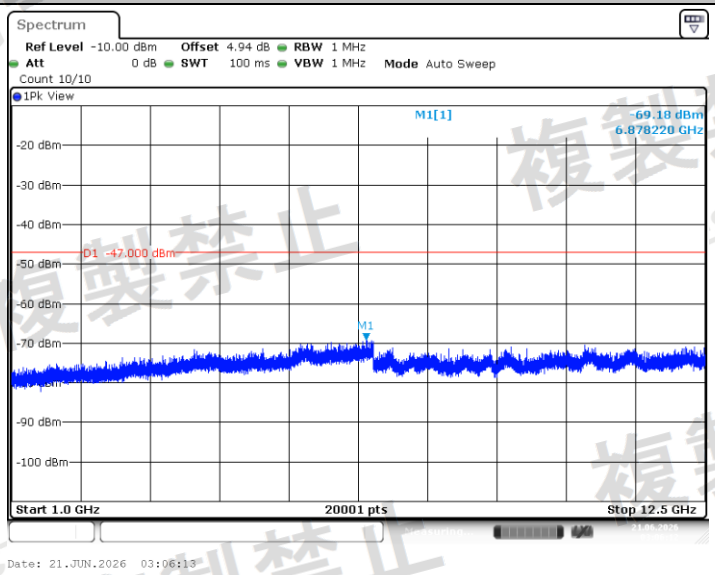

NTNV_2DH5_Ant1_2441_30~1000

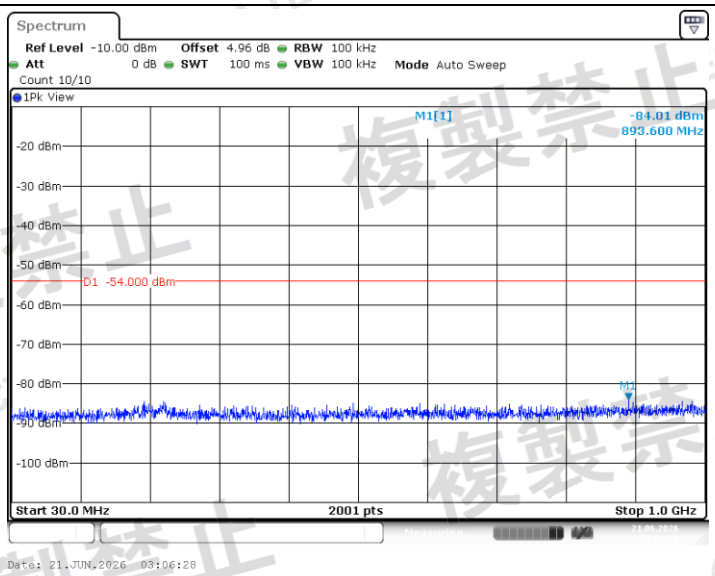

NTNV_2DH5_Ant1_2441_1000~12500

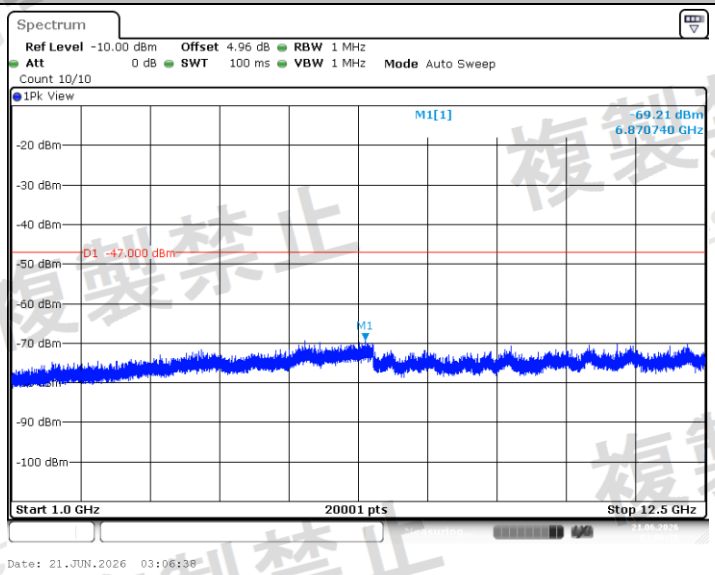

NTNV_2DH5_Ant1_2480_30~1000

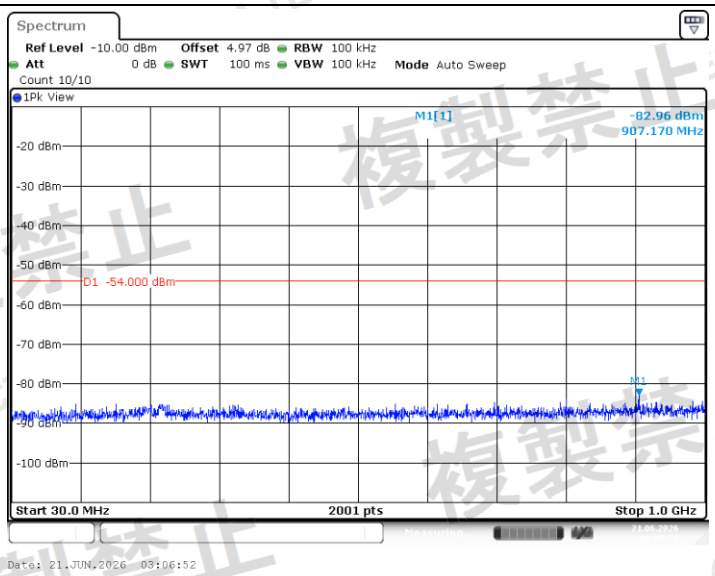

NTNV_2DH5_Ant1_2480_1000~12500

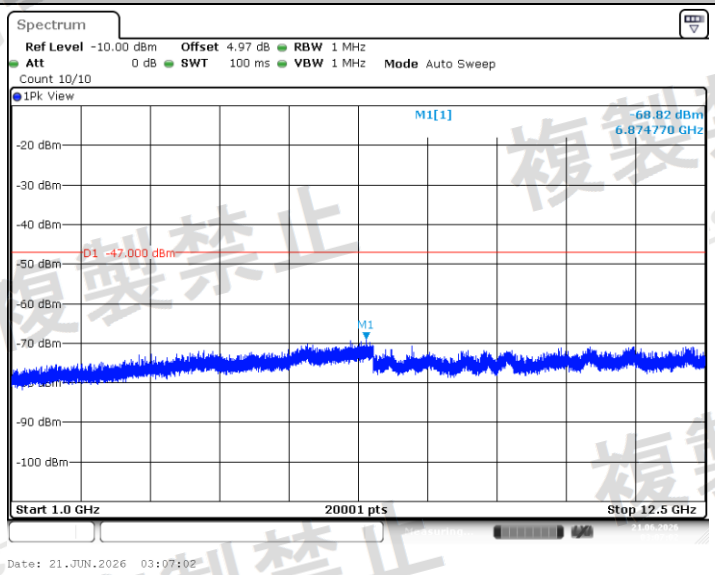

NTNV_3DH5_Ant1_2402_30~1000

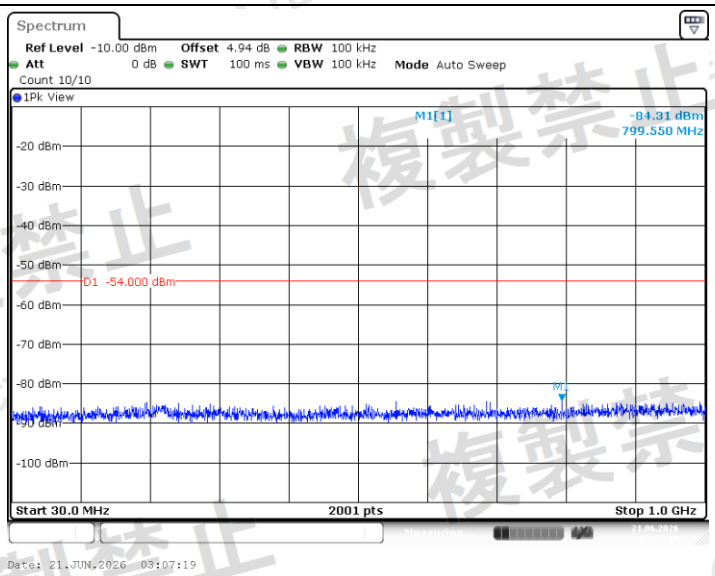

NTNV_3DH5_Ant1_2402_1000~12500

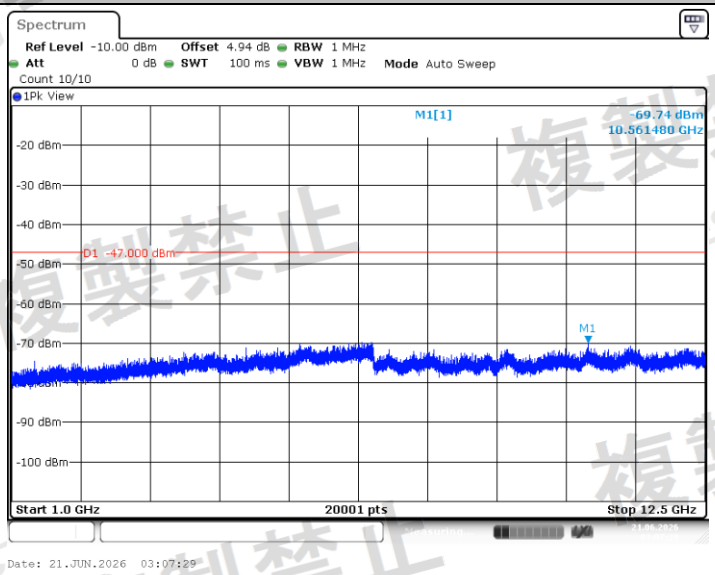

NTNV_3DH5_Ant1_2441_30~1000

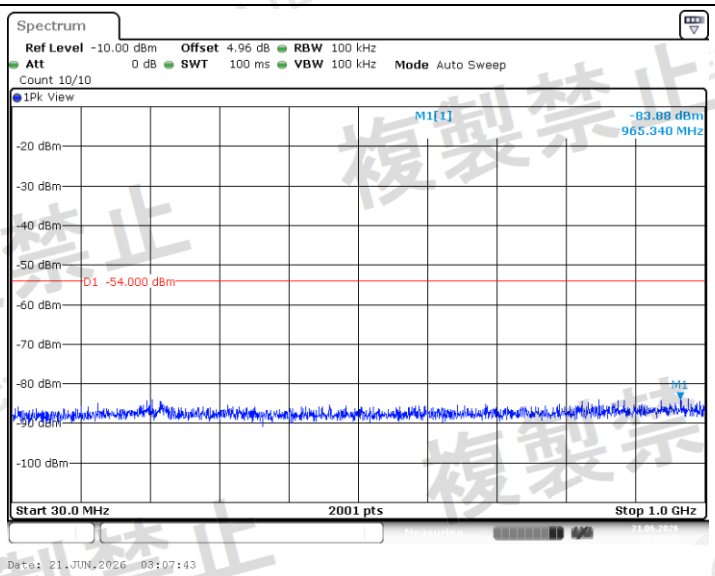

NTNV_3DH5_Ant1_2441_1000~12500

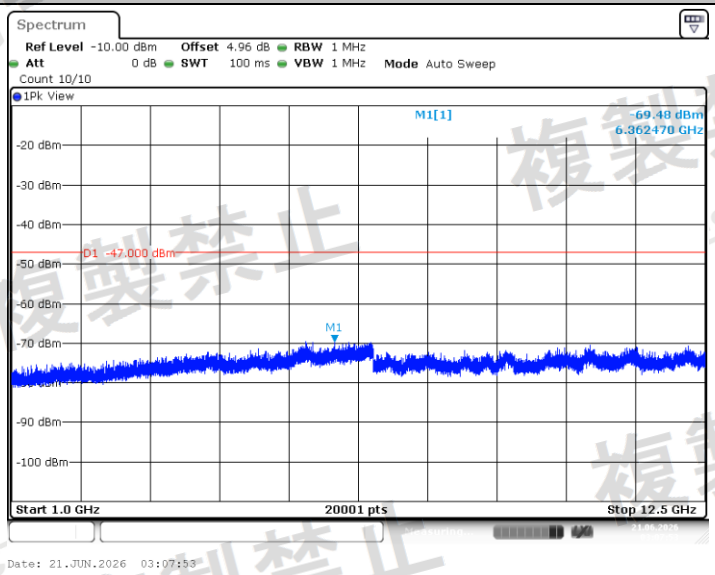

NTNV_3DH5_Ant1_2480_30~1000

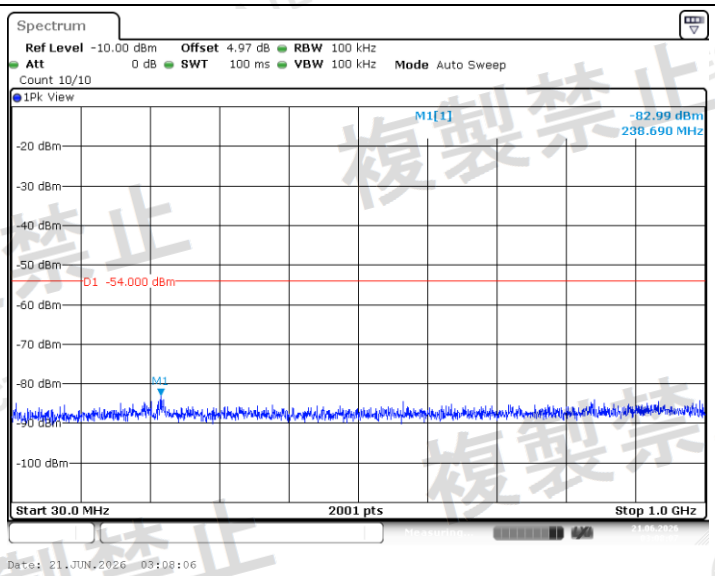

NTNV_3DH5_Ant1_2480_1000~12500

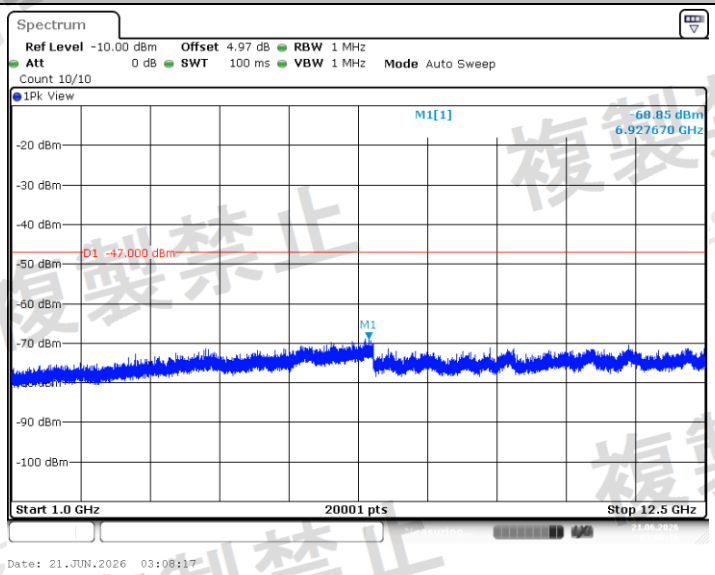

Appendix F: Dwell Time

Test Result

Test Condition	Test Mode	Antenna	Freq(MHz)	BurstWidth [ms]	TotalHops [Num]	Result[s]	Limit [s]	Verdict
NTNV	DH1	Ant1	Hop	0.39	330	0.129	≤0.4	PASS
	DH3	Ant1	Hop	1.64	170	0.279	≤0.4	PASS
	DH5	Ant1	Hop	2.89	90	0.26	≤0.4	PASS
	2DH1	Ant1	Hop	0.40	310	0.124	≤0.4	PASS
	2DH3	Ant1	Hop	1.66	170	0.282	≤0.4	PASS
	2DH5	Ant1	Hop	2.90	120	0.348	≤0.4	PASS
	3DH1	Ant1	Hop	0.40	330	0.132	≤0.4	PASS
	3DH3	Ant1	Hop	1.64	220	0.361	≤0.4	PASS
	3DH5	Ant1	Hop	2.90	90	0.261	≤0.4	PASS

Test Graphs

NTNV_DH1_Ant1_Hop

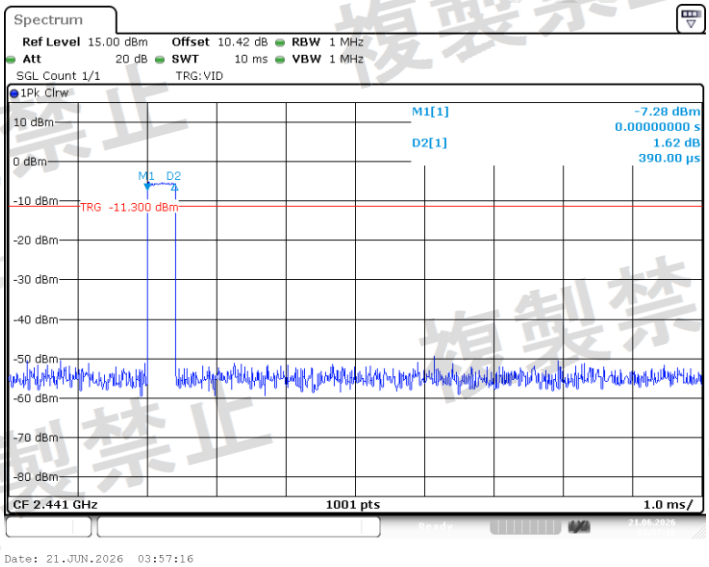

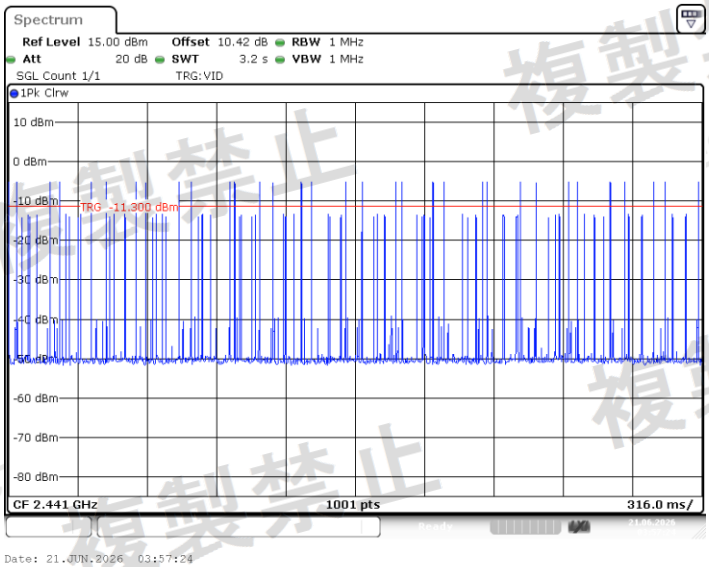

NTNV_DH3_Ant1_Hop

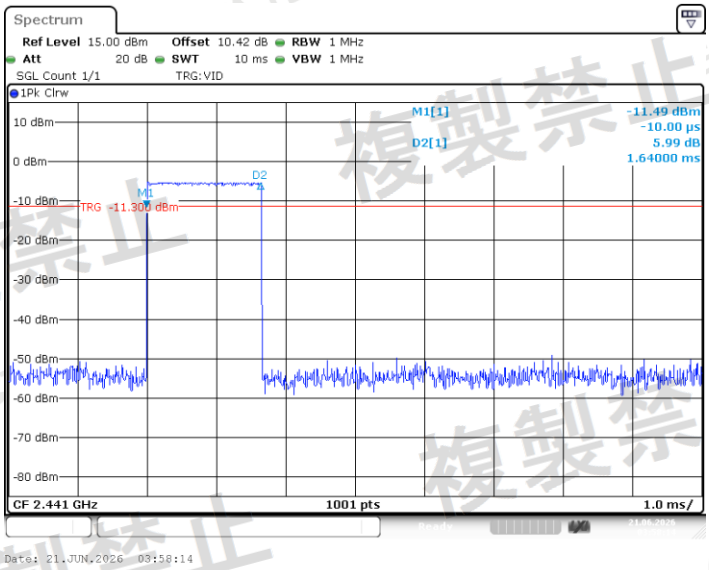

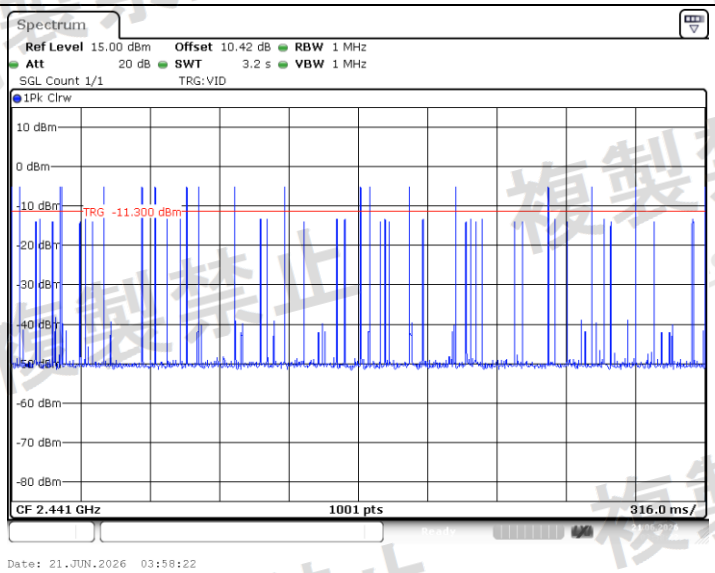

NTNV_DH5_Ant1_Hop

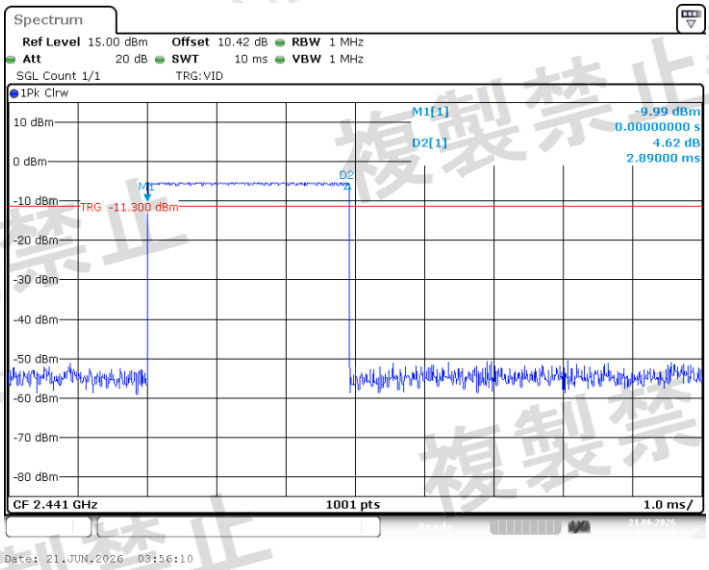

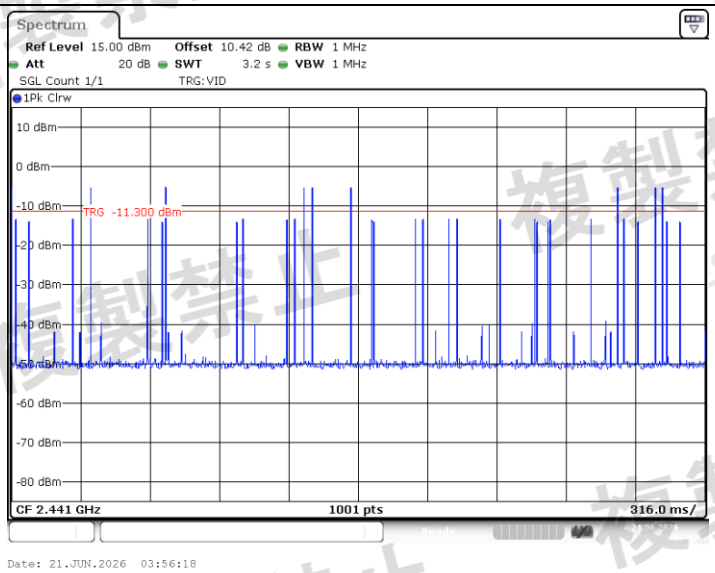

NTNV_2DH1_Ant1_Hop

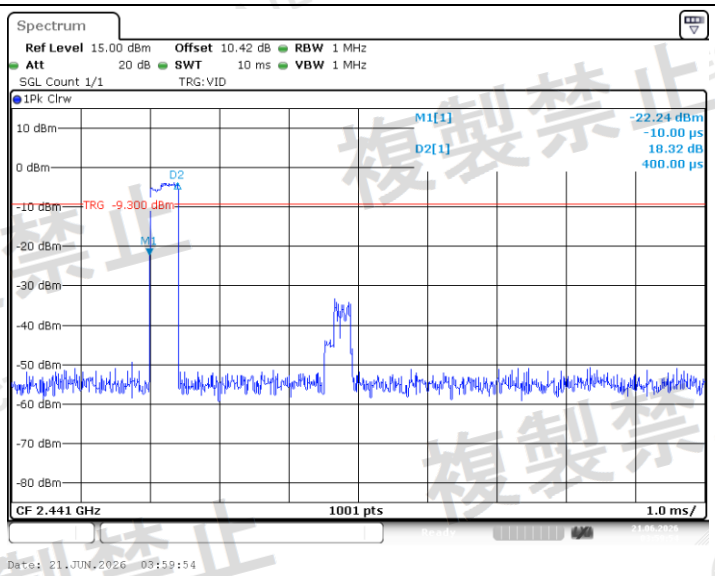

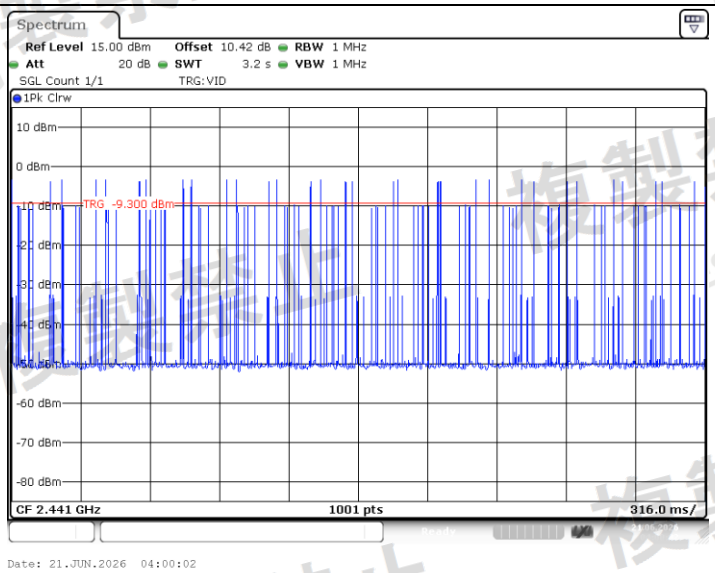

NTNV_2DH3_Ant1_Hop

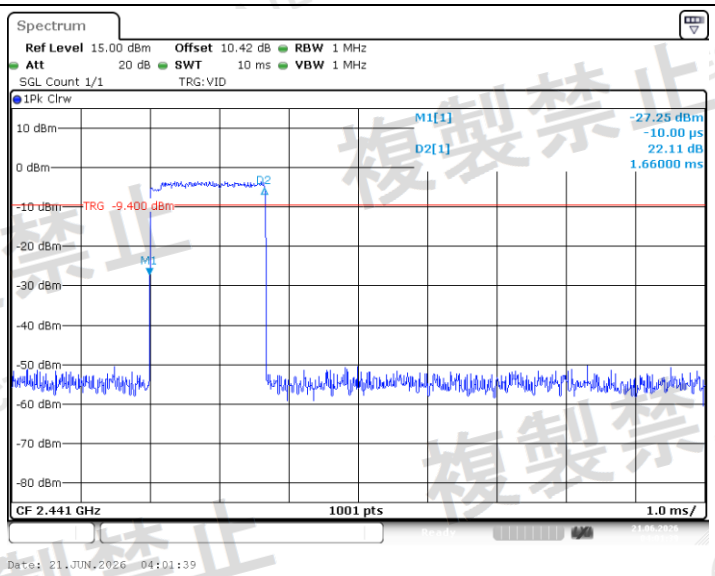

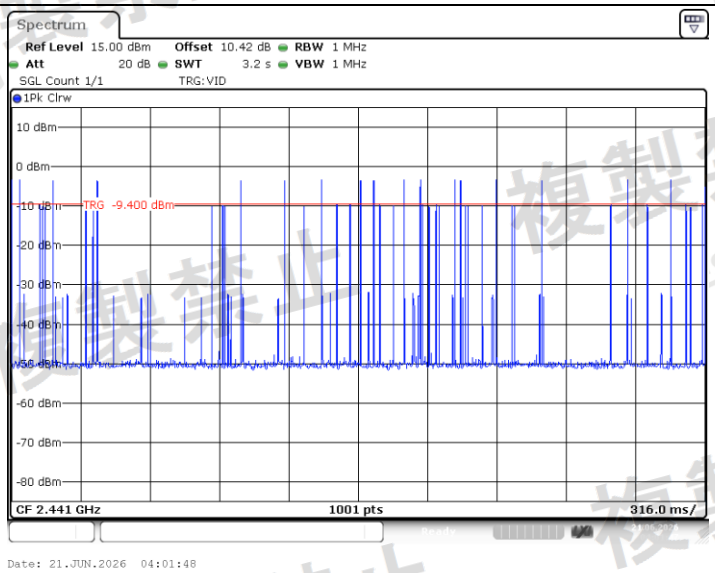

NTNV_2DH5_Ant1_Hop

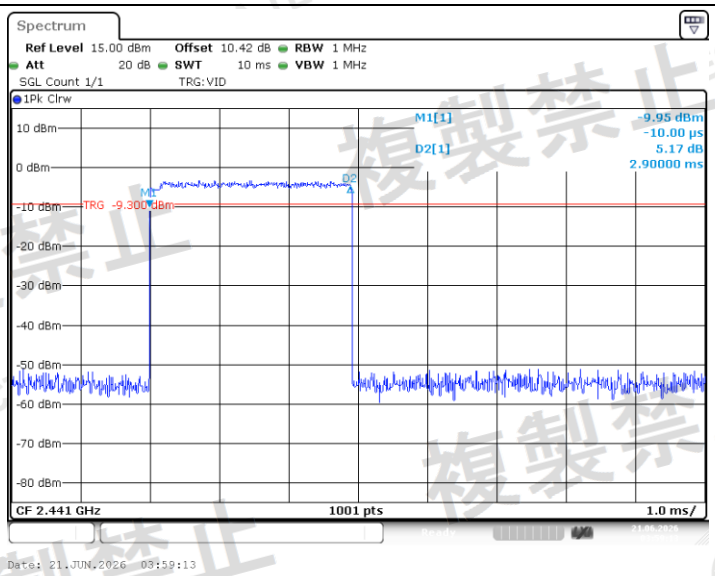

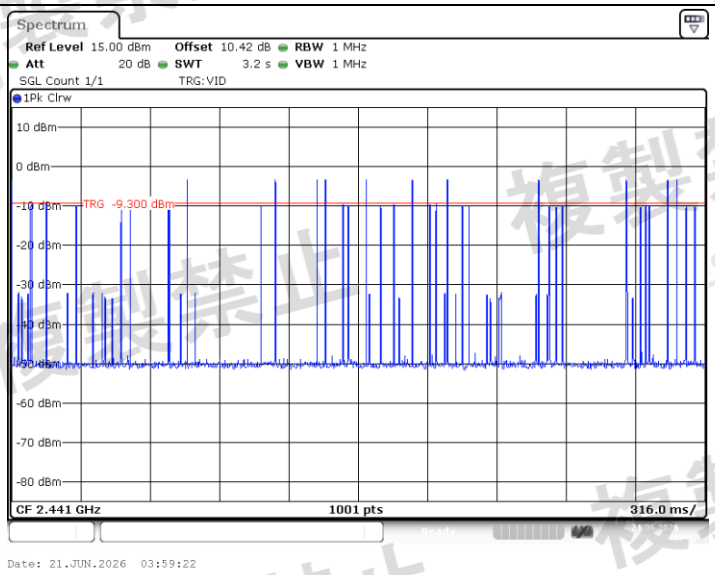

NTNV_3DH1_Ant1_Hop

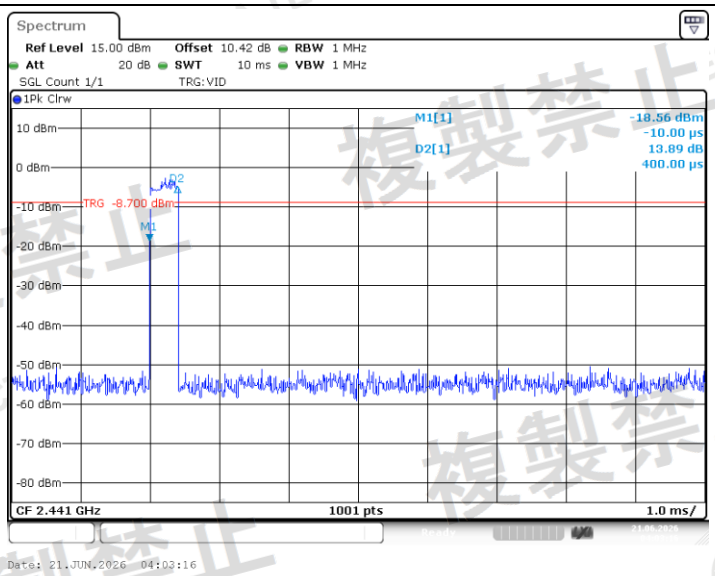

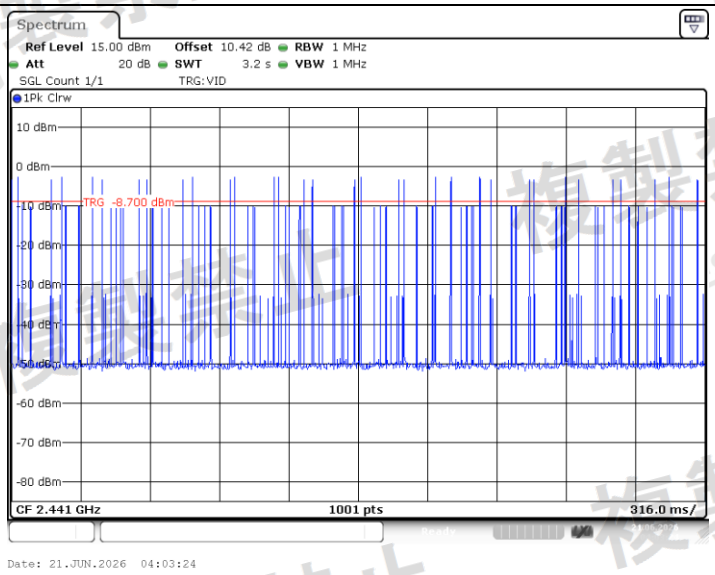

NTNV_3DH3_Ant1_Hop

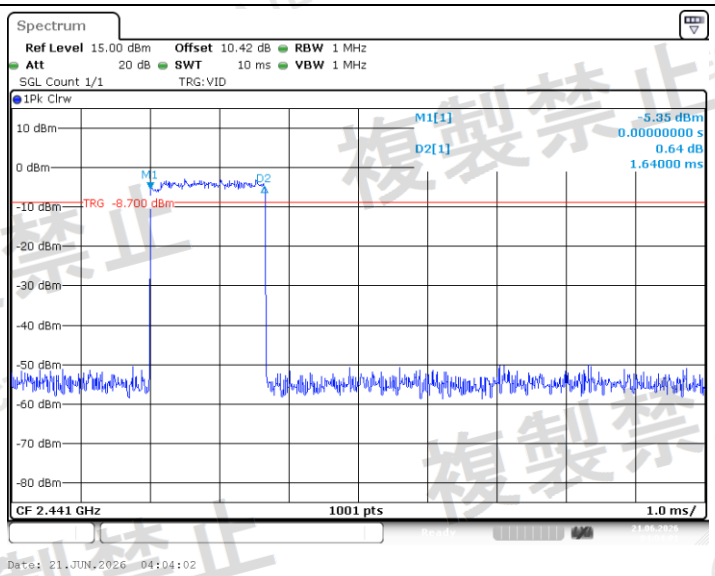

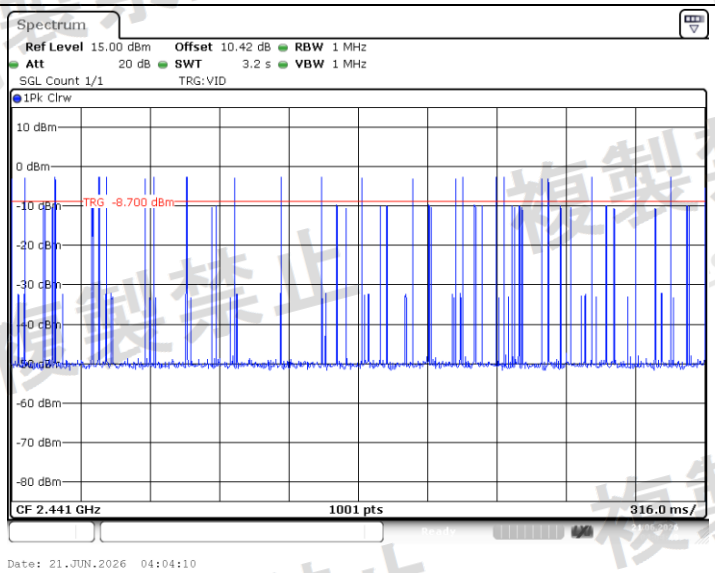

NTNV_3DH5_Ant1_Hop

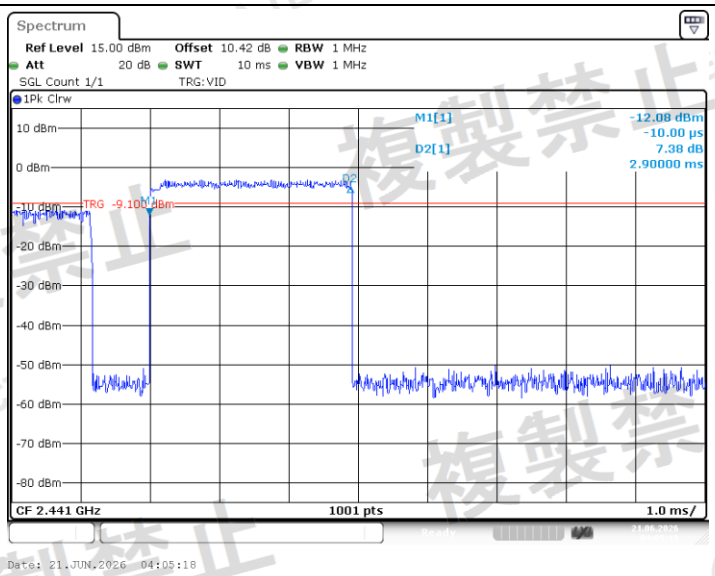
Spectrum
Ref Level 15.00 dBm Offset 10.42 dB RBW 1 MHz
Att 20 dB SWT 10 ms VBW 1 MHz
SGL Count 1/1 TRG:VID
1Pk Clrw
M1[1] -12.08 dBm
-10.00 µs
D2[1] 7.38 dB
2.90000 ms
TRG -9.100 dBm
CF 2.441 GHz 1001 pts 1.0 ms/
Date: 21.JUN.2026 04:05:18

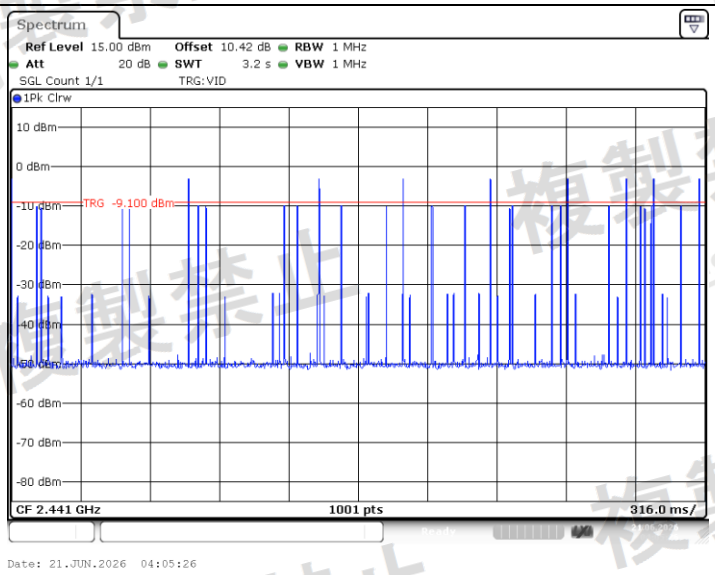
Spectrum
Ref Level 15.00 dBm Offset 10.42 dB RBW 1 MHz
Att 20 dB SWT 3.2 s VBW 1 MHz
SGL Count 1/1 TRG:VID
1Pk Clrw
TRG -9.100 dBm
CF 2.441 GHz 1001 pts 316.0 ms/
Date: 21.JUN.2026 04:05:26