802.11ax HEW40_Nss1,(MCS0)_1TX

5270MHz_TX

11/02/2020

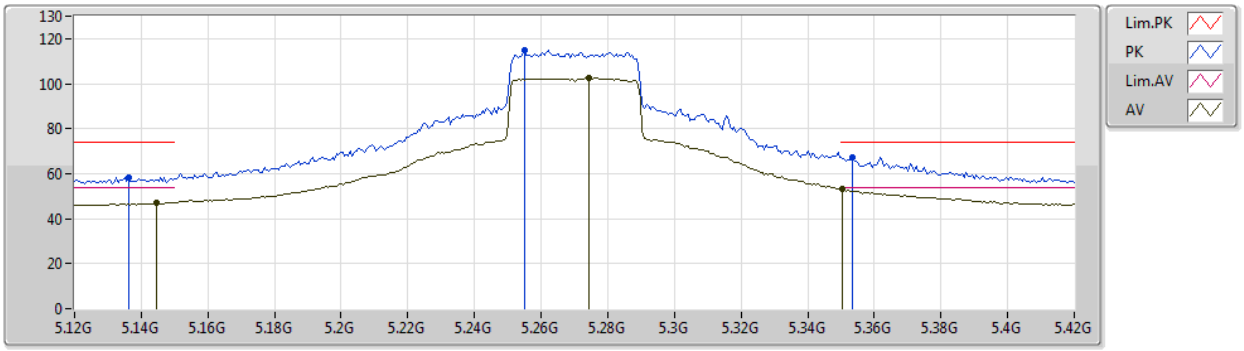

Type	Freq	Level	Limit	Margin	Factor	Dist	Condition	Azimuth	Height	Comment	Raw	AF	CL	PA
	(Hz)	(dBuV/m)	(dBuV/m)	(dB)	(dB)	(m)		(°)	(m)		(dBuV)	(dB)	(dB)	(dB)
AV	5.1446G	47.30	54.00	-6.70	4.96	3	Horizontal	358	2.10	-	42.34	31.76	7.03	33.83
AV	5.2742G	102.53	Inf	-Inf	5.14	3	Horizontal	358	2.10	-	97.39	31.81	7.19	33.86
AV	5.3504G	53.08	54.00	-0.92	5.24	3	Horizontal	358	2.10	-	47.84	31.84	7.29	33.89
PK	5.1362G	58.45	74.00	-15.55	4.94	3	Horizontal	358	2.10	-	53.51	31.75	7.02	33.83
PK	5.255G	114.74	Inf	-Inf	5.11	3	Horizontal	358	2.10	-	109.63	31.80	7.17	33.86
PK	5.3534G	67.28	74.00	-6.72	5.24	3	Horizontal	358	2.10	-	62.04	31.84	7.29	33.89

802.11ax HEW40_Nss1,(MCS0)_1TX

5270MHz_TX

11/02/2020

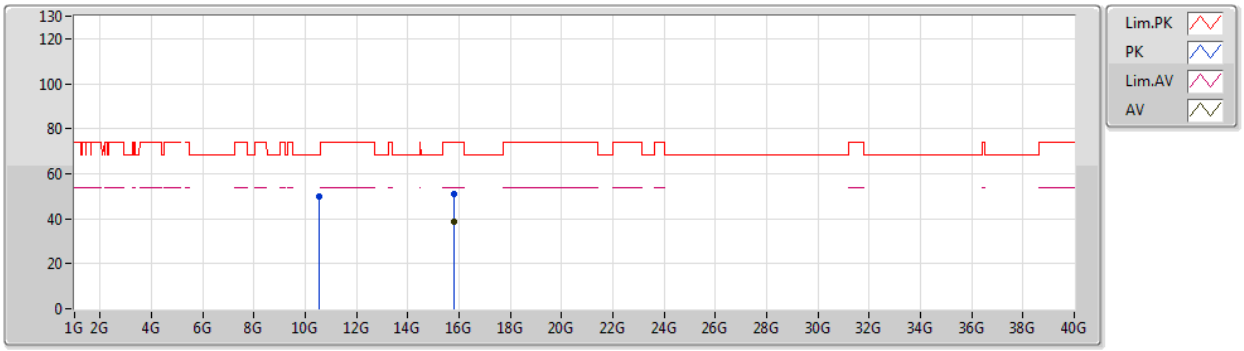

Type	Freq	Level	Limit	Margin	Factor	Dist	Condition	Azimuth	Height	Comment	Raw	AF	CL	PA
	(Hz)	(dBuV/m)	(dBuV/m)	(dB)	(dB)	(m)		(°)	(m)		(dBuV)	(dB)	(dB)	(dB)
AV	15.80484G	38.51	54.00	-15.49	-2.23	3	Vertical	332	1.50	-	40.74	37.82	13.23	53.28
PK	10.5376G	49.88	68.20	-18.32	-4.46	3	Vertical	328	1.01	-	54.34	39.60	10.36	54.42
PK	15.79956G	50.75	74.00	-23.25	-2.22	3	Vertical	332	1.50	-	52.97	37.84	13.22	53.28

802.11ax HEW40_Nss1,(MCS0)_1TX

5270MHz_TX

11/02/2020

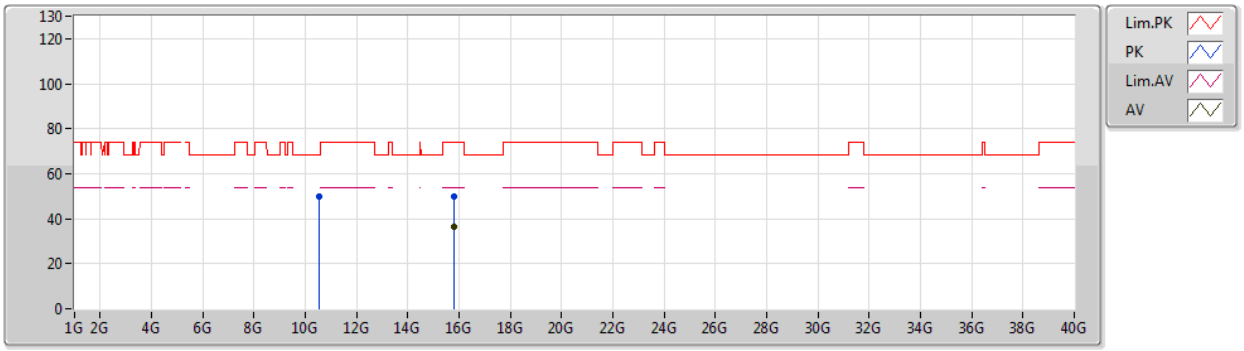

Type	Freq	Level	Limit	Margin	Factor	Dist	Condition	Azimuth	Height	Comment	Raw	AF	CL	PA
	(Hz)	(dBuV/m)	(dBuV/m)	(dB)	(dB)	(m)		(°)	(m)		(dBuV)	(dB)	(dB)	(dB)
AV	15.80946G	36.62	54.00	-17.38	-2.25	3	Horizontal	71	1.36	-	38.87	37.80	13.24	53.29
PK	10.52716G	49.88	68.20	-18.32	-4.47	3	Horizontal	62	1.57	-	54.35	39.59	10.36	54.42
PK	15.8046G	49.67	74.00	-24.33	-2.23	3	Horizontal	71	1.36	-	51.90	37.82	13.23	53.28

802.11ax HEW40_Nss1,(MCS0)_1TX

5310MHz_TX

11/02/2020

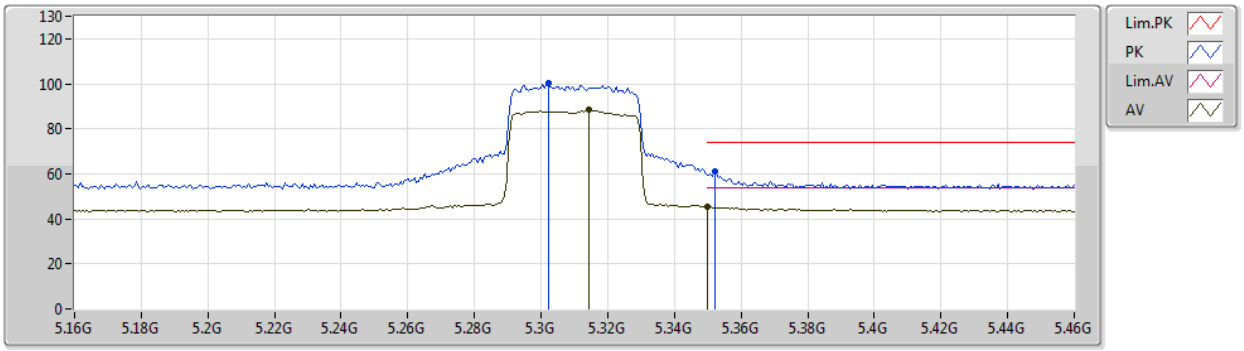

Type	Freq	Level	Limit	Margin	Factor	Dist	Condition	Azimuth	Height	Comment	Raw	AF	CL	PA
	(Hz)	(dBuV/m)	(dBuV/m)	(dB)	(dB)	(m)		(°)	(m)		(dBuV)	(dB)	(dB)	(dB)
AV	5.3142G	88.30	Inf	-Inf	5.20	3	Vertical	28	2.68	-	83.10	31.83	7.24	33.87
AV	5.35G	45.18	54.00	-8.82	5.24	3	Vertical	28	2.68	-	39.94	31.84	7.29	33.89
PK	5.3022G	100.42	Inf	-Inf	5.18	3	Vertical	28	2.68	-	95.24	31.82	7.23	33.87
PK	5.352G	61.03	74.00	-12.97	5.24	3	Vertical	28	2.68	-	55.79	31.84	7.29	33.89

802.11ax HEW40_Nss1,(MCS0)_1TX

5310MHz_TX

11/02/2020

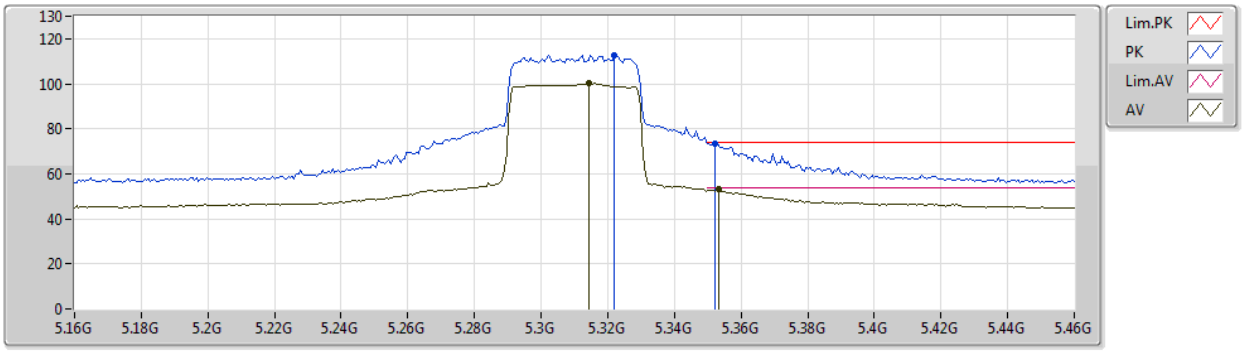

Type	Freq	Level	Limit	Margin	Factor	Dist	Condition	Azimuth	Height	Comment	Raw	AF	CL	PA
	(Hz)	(dBuV/m)	(dBuV/m)	(dB)	(dB)	(m)		(°)	(m)		(dBuV)	(dB)	(dB)	(dB)
AV	5.3142G	100.22	Inf	-Inf	5.20	3	Horizontal	9	2.04	-	95.02	31.83	7.24	33.87
AV	5.3532G	53.16	54.00	-0.84	5.24	3	Horizontal	9	2.04	-	47.92	31.84	7.29	33.89
PK	5.322G	112.46	Inf	-Inf	5.20	3	Horizontal	9	2.04	-	107.26	31.83	7.25	33.88
PK	5.352G	73.65	74.00	-0.35	5.24	3	Horizontal	9	2.04	-	68.41	31.84	7.29	33.89

802.11ax HEW40_Nss1,(MCS0)_1TX

5310MHz_TX

11/02/2020

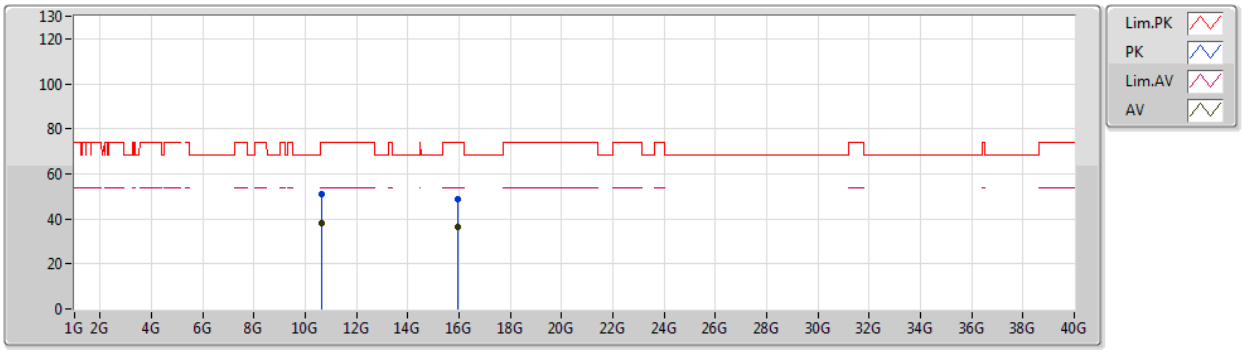

Type	Freq	Level	Limit	Margin	Factor	Dist	Condition	Azimuth	Height	Comment	Raw	AF	CL	PA
	(Hz)	(dBuV/m)	(dBuV/m)	(dB)	(dB)	(m)		(°)	(m)		(dBuV)	(dB)	(dB)	(dB)
AV	10.63494G	37.90	54.00	-16.10	-4.33	3	Vertical	255	1.50	-	42.23	39.73	10.38	54.44
AV	15.92742G	36.21	54.00	-17.79	-2.63	3	Vertical	88	1.48	-	38.84	37.37	13.42	53.42
PK	10.6314G	50.79	74.00	-23.21	-4.34	3	Vertical	255	1.50	-	55.13	39.72	10.38	54.44
PK	15.93042G	48.66	74.00	-25.34	-2.63	3	Vertical	88	1.48	-	51.29	37.36	13.43	53.42

802.11ax HEW40_Nss1,(MCS0)_1TX

5310MHz_TX

11/02/2020

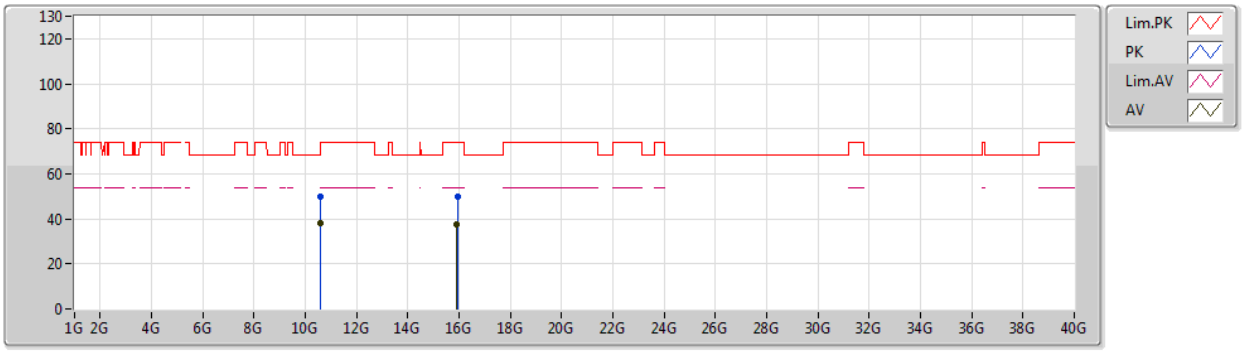

Type	Freq	Level	Limit	Margin	Factor	Dist	Condition	Azimuth	Height	Comment	Raw	AF	CL	PA
	(Hz)	(dBuV/m)	(dBuV/m)	(dB)	(dB)	(m)		(°)	(m)		(dBuV)	(dB)	(dB)	(dB)
AV	10.60524G	37.93	54.00	-16.07	-4.37	3	Horizontal	276	1.48	-	42.30	39.69	10.37	54.43
AV	15.91818G	37.31	54.00	-16.69	-2.60	3	Horizontal	355	3.00	-	39.91	37.40	13.41	53.41
PK	10.61076G	49.95	74.00	-24.05	-4.37	3	Horizontal	276	1.48	-	54.32	39.69	10.37	54.43
PK	15.9348G	49.95	74.00	-24.05	-2.66	3	Horizontal	355	3.00	-	52.61	37.34	13.43	53.43

802.11ax HEW40_Nss1,(MCS0)_1TX

5510MHz_TX

11/02/2020

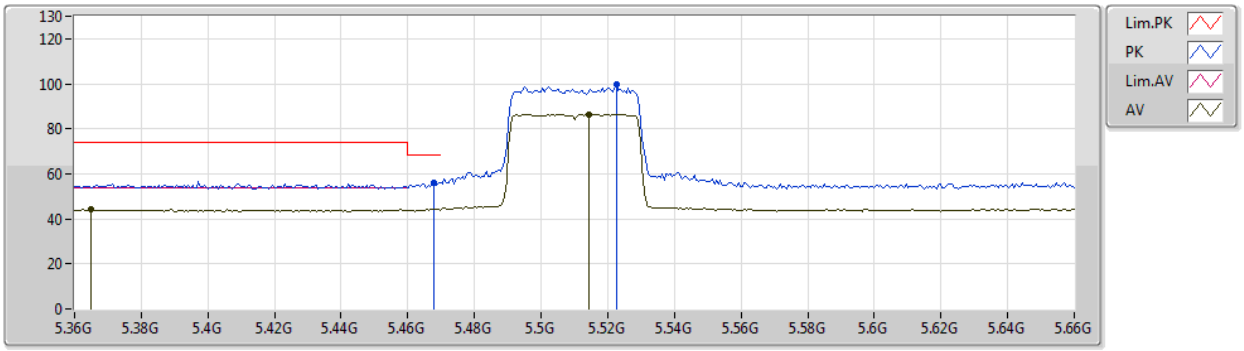

Type	Freq	Level	Limit	Margin	Factor	Dist	Condition	Azimuth	Height	Comment	Raw	AF	CL	PA
	(Hz)	(dBuV/m)	(dBuV/m)	(dB)	(dB)	(m)		(°)	(m)		(dBuV)	(dB)	(dB)	(dB)
AV	5.3648G	44.14	54.00	-9.86	5.27	3	Vertical	17	2.77	-	38.87	31.85	7.31	33.89
AV	5.5142G	86.51	Inf	-Inf	5.49	3	Vertical	17	2.77	-	81.02	31.92	7.49	33.92
PK	5.468G	56.30	68.20	-11.90	5.42	3	Vertical	17	2.77	-	50.88	31.89	7.44	33.91
PK	5.5226G	99.66	Inf	-Inf	5.50	3	Vertical	17	2.77	-	94.16	31.93	7.49	33.92

802.11ax HEW40_Nss1,(MCS0)_1TX

5510MHz_TX

11/02/2020

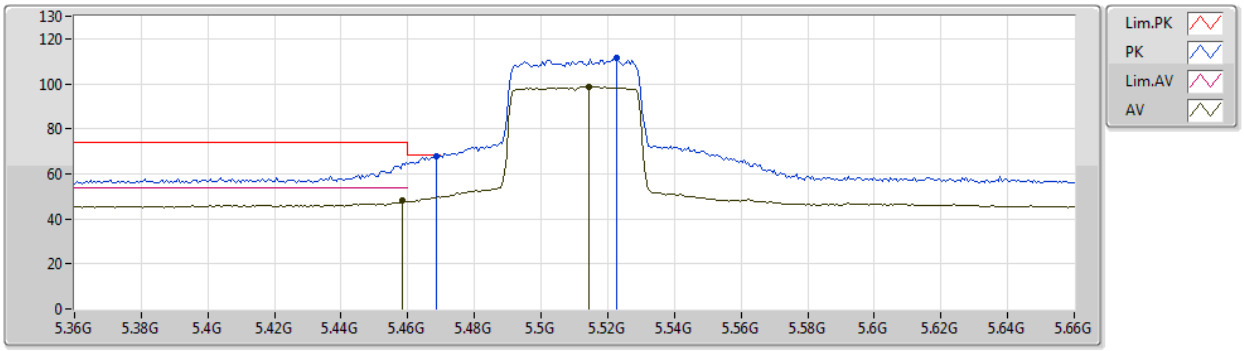

Type	Freq	Level	Limit	Margin	Factor	Dist	Condition	Azimuth	Height	Comment	Raw	AF	CL	PA
	(Hz)	(dBuV/m)	(dBuV/m)	(dB)	(dB)	(m)		(°)	(m)		(dBuV)	(dB)	(dB)	(dB)
AV	5.4584G	47.93	54.00	-6.07	5.39	3	Horizontal	355	1.07	-	42.54	31.88	7.42	33.91
AV	5.5142G	98.88	Inf	-Inf	5.49	3	Horizontal	355	1.07	-	93.39	31.92	7.49	33.92
PK	5.4686G	67.93	68.20	-0.27	5.42	3	Horizontal	355	1.07	-	62.51	31.89	7.44	33.91
PK	5.5226G	111.53	Inf	-Inf	5.50	3	Horizontal	355	1.07	-	106.03	31.93	7.49	33.92

802.11ax HEW40_Nss1,(MCS0)_1TX

5510MHz_TX

11/02/2020

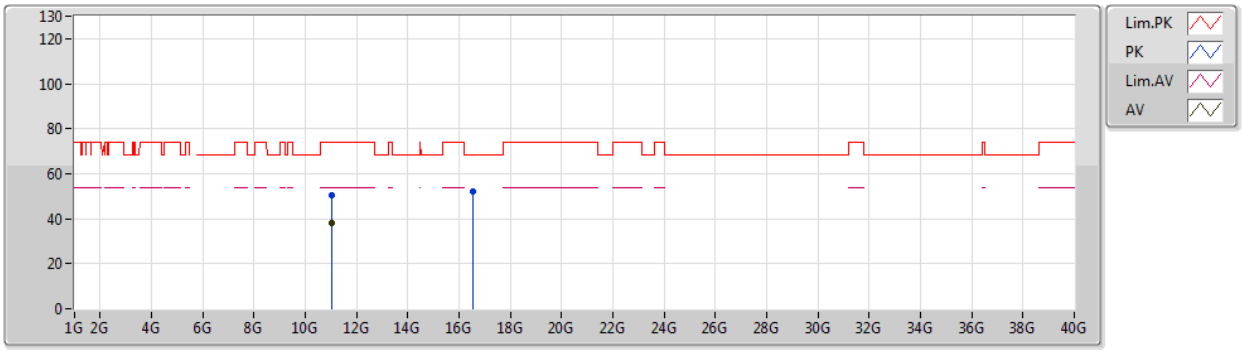

Type	Freq	Level	Limit	Margin	Factor	Dist	Condition	Azimuth	Height	Comment	Raw	AF	CL	PA
	(Hz)	(dBuV/m)	(dBuV/m)	(dB)	(dB)	(m)		(°)	(m)		(dBuV)	(dB)	(dB)	(dB)
AV	11.01262G	38.32	54.00	-15.68	-3.87	3	Vertical	139	1.50	-	42.19	40.18	10.45	54.50
PK	11.02114G	50.42	74.00	-23.58	-3.88	3	Vertical	139	1.50	-	54.30	40.17	10.45	54.50
PK	16.51968G	52.33	68.20	-15.87	0.07	3	Vertical	121	2.77	-	52.26	38.61	13.70	52.24

802.11ax HEW40_Nss1,(MCS0)_1TX

5510MHz_TX

11/02/2020

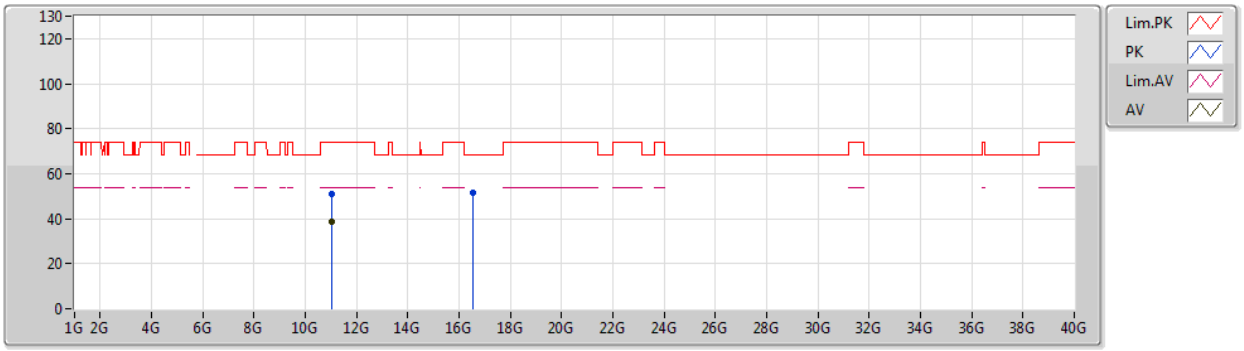

Type	Freq	Level	Limit	Margin	Factor	Dist	Condition	Azimuth	Height	Comment	Raw	AF	CL	PA
	(Hz)	(dBuV/m)	(dBuV/m)	(dB)	(dB)	(m)		(°)	(m)		(dBuV)	(dB)	(dB)	(dB)
AV	11.00938G	38.45	54.00	-15.55	-3.86	3	Horizontal	212	2.69	-	42.31	40.19	10.45	54.50
PK	11.02468G	50.92	74.00	-23.08	-3.87	3	Horizontal	212	2.69	-	54.79	40.17	10.46	54.50
PK	16.52628G	51.74	68.20	-16.46	0.08	3	Horizontal	242	1.49	-	51.66	38.63	13.70	52.25

802.11ax HEW40_Nss1,(MCS0)_1TX

5550MHz_TX

11/02/2020

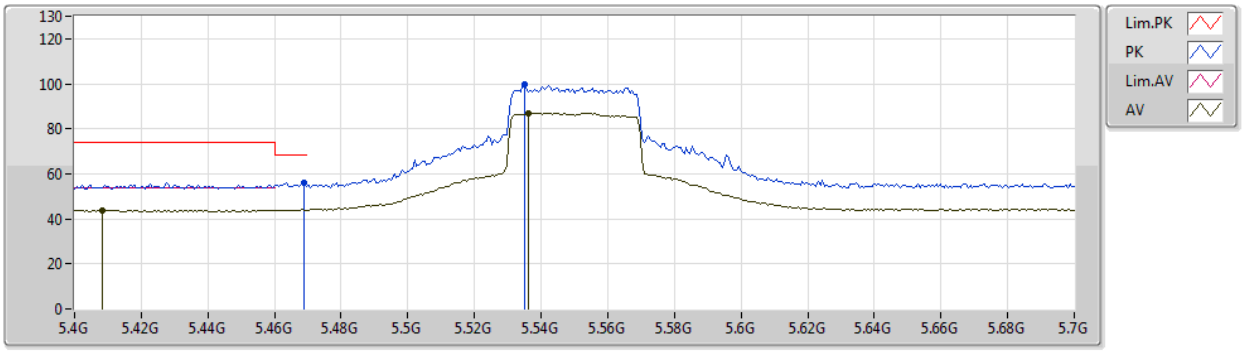

Type	Freq	Level	Limit	Margin	Factor	Dist	Condition	Azimuth	Height	Comment	Raw	AF	CL	PA
	(Hz)	(dBuV/m)	(dBuV/m)	(dB)	(dB)	(m)		(°)	(m)		(dBuV)	(dB)	(dB)	(dB)
AV	5.4084G	43.94	54.00	-10.06	5.32	3	Vertical	77	2.63	-	38.62	31.86	7.36	33.90
AV	5.5362G	87.00	Inf	-Inf	5.52	3	Vertical	77	2.63	-	81.48	31.95	7.50	33.93
PK	5.469G	55.87	68.20	-12.33	5.42	3	Vertical	77	2.63	-	50.45	31.89	7.44	33.91
PK	5.535G	99.56	Inf	-Inf	5.52	3	Vertical	77	2.63	-	94.04	31.95	7.50	33.93

802.11ax HEW40_Nss1,(MCS0)_1TX

5550MHz_TX

11/02/2020

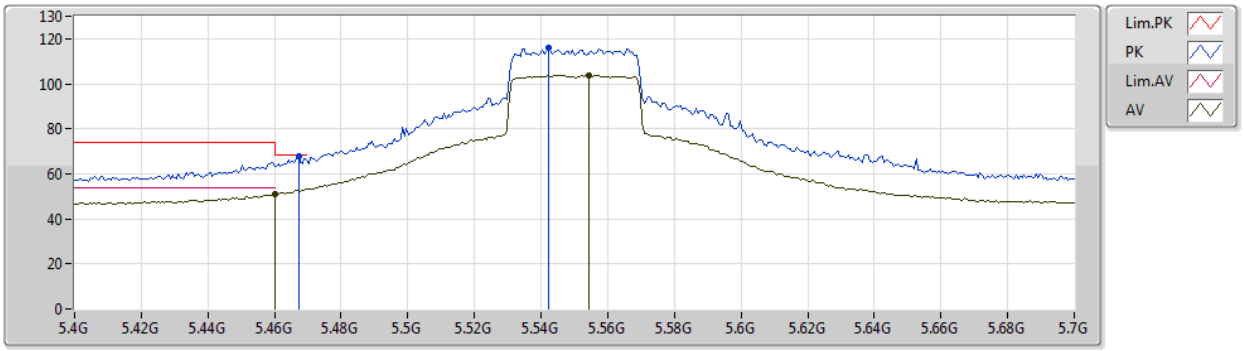

Type	Freq	Level	Limit	Margin	Factor	Dist	Condition	Azimuth	Height	Comment	Raw	AF	CL	PA
	(Hz)	(dBuV/m)	(dBuV/m)	(dB)	(dB)	(m)		(°)	(m)		(dBuV)	(dB)	(dB)	(dB)
AV	5.46G	50.79	54.00	-3.21	5.40	3	Horizontal	355	1.26	-	45.39	31.88	7.43	33.91
AV	5.5542G	103.67	Inf	-Inf	5.56	3	Horizontal	355	1.26	-	98.11	31.98	7.51	33.93
PK	5.4672G	68.02	68.20	-0.18	5.41	3	Horizontal	355	1.26	-	62.61	31.89	7.43	33.91
PK	5.5422G	116.10	Inf	-Inf	5.53	3	Horizontal	355	1.26	-	110.57	31.96	7.50	33.93

802.11ax HEW40_Nss1,(MCS0)_1TX

5550MHz_TX

11/02/2020

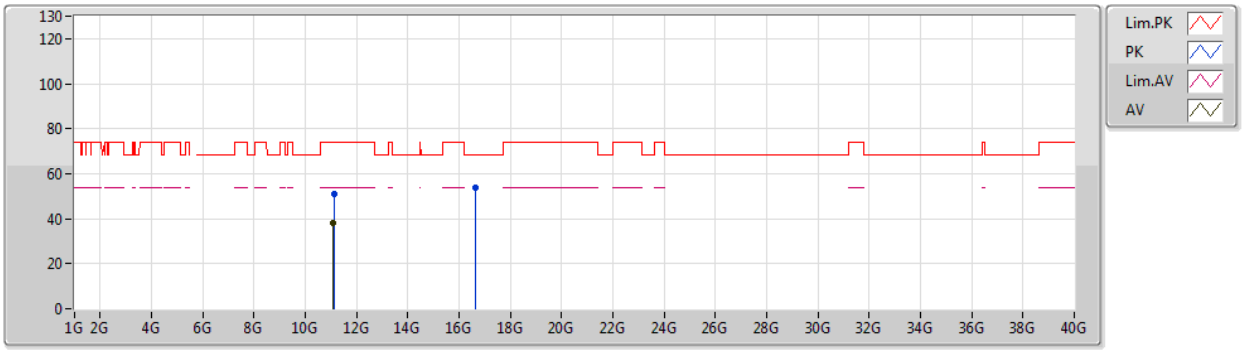

Type	Freq	Level	Limit	Margin	Factor	Dist	Condition	Azimuth	Height	Comment	Raw	AF	CL	PA
	(Hz)	(dBuV/m)	(dBuV/m)	(dB)	(dB)	(m)		(°)	(m)		(dBuV)	(dB)	(dB)	(dB)
AV	11.10516G	38.17	54.00	-15.83	-3.89	3	Vertical	0	1.24	-	42.06	40.07	10.49	54.45
PK	11.11422G	51.16	74.00	-22.84	-3.88	3	Vertical	0	1.24	-	55.04	40.06	10.50	54.44
PK	16.6545G	53.94	68.20	-14.26	0.41	3	Vertical	35	1.54	-	53.53	39.00	13.74	52.33

802.11ax HEW40_Nss1,(MCS0)_1TX

5550MHz_TX

11/02/2020

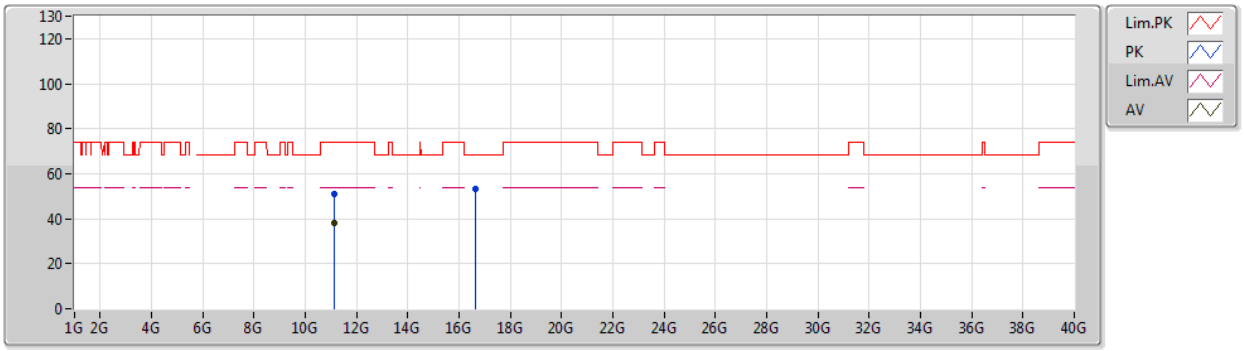

Type	Freq	Level	Limit	Margin	Factor	Dist	Condition	Azimuth	Height	Comment	Raw	AF	CL	PA
	(Hz)	(dBuV/m)	(dBuV/m)	(dB)	(dB)	(m)		(°)	(m)		(dBuV)	(dB)	(dB)	(dB)
AV	11.11212G	38.24	54.00	-15.76	-3.87	3	Horizontal	349	1.48	-	42.11	40.07	10.50	54.44
PK	11.10948G	50.85	74.00	-23.15	-3.88	3	Horizontal	349	1.48	-	54.73	40.07	10.50	54.45
PK	16.65672G	53.07	68.20	-15.13	0.41	3	Horizontal	70	1.49	-	52.66	39.00	13.74	52.33

802.11ax HEW40_Nss1,(MCS0)_1TX

5670MHz_TX

11/02/2020

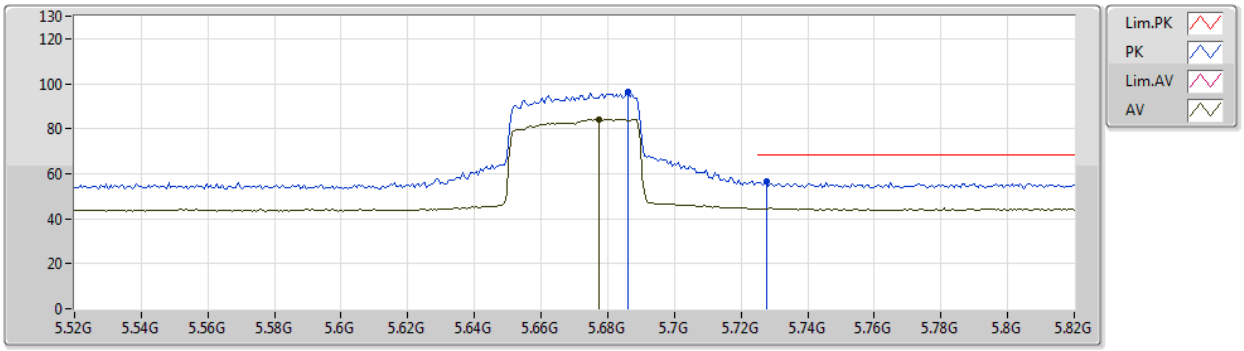

Type	Freq	Level	Limit	Margin	Factor	Dist	Condition	Azimuth	Height	Comment	Raw	AF	CL	PA
	(Hz)	(dBuV/m)	(dBuV/m)	(dB)	(dB)	(m)		(°)	(m)		(dBuV)	(dB)	(dB)	(dB)
AV	5.6772G	84.14	Inf	-Inf	5.79	3	Vertical	65	2.88	-	78.35	32.15	7.59	33.95
PK	5.6862G	96.19	Inf	-Inf	5.81	3	Vertical	65	2.88	-	90.38	32.16	7.60	33.95
PK	5.7276G	56.55	68.20	-11.65	5.88	3	Vertical	65	2.88	-	50.67	32.22	7.62	33.96

802.11ax HEW40_Nss1,(MCS0)_1TX

5670MHz_TX

11/02/2020

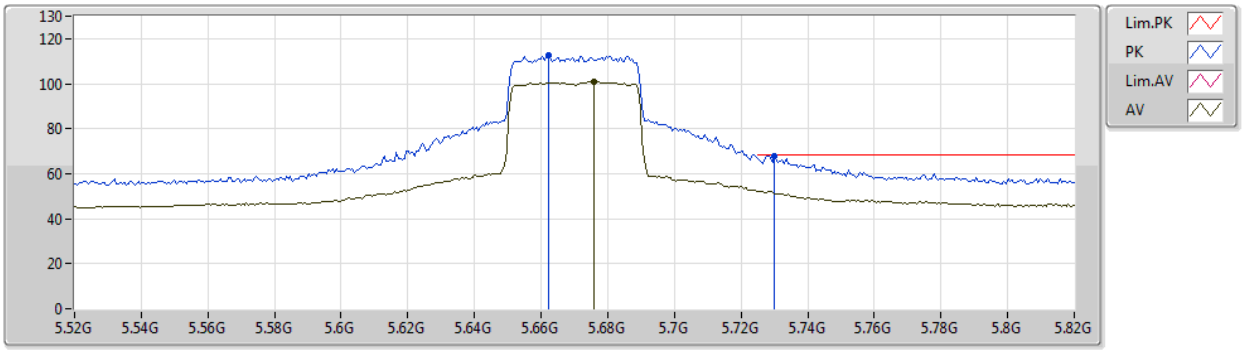

Type	Freq	Level	Limit	Margin	Factor	Dist	Condition	Azimuth	Height	Comment	Raw	AF	CL	PA
	(Hz)	(dBuV/m)	(dBuV/m)	(dB)	(dB)	(m)		(°)	(m)		(dBuV)	(dB)	(dB)	(dB)
AV	5.676G	100.84	Inf	-Inf	5.79	3	Horizontal	0	1.09	-	95.05	32.15	7.59	33.95
PK	5.6622G	112.90	Inf	-Inf	5.76	3	Horizontal	0	1.09	-	107.14	32.13	7.58	33.95
PK	5.73G	68.08	68.20	-0.12	5.88	3	Horizontal	0	1.09	-	62.20	32.22	7.62	33.96

802.11ax HEW40_Nss1,(MCS0)_1TX

5670MHz_TX

11/02/2020

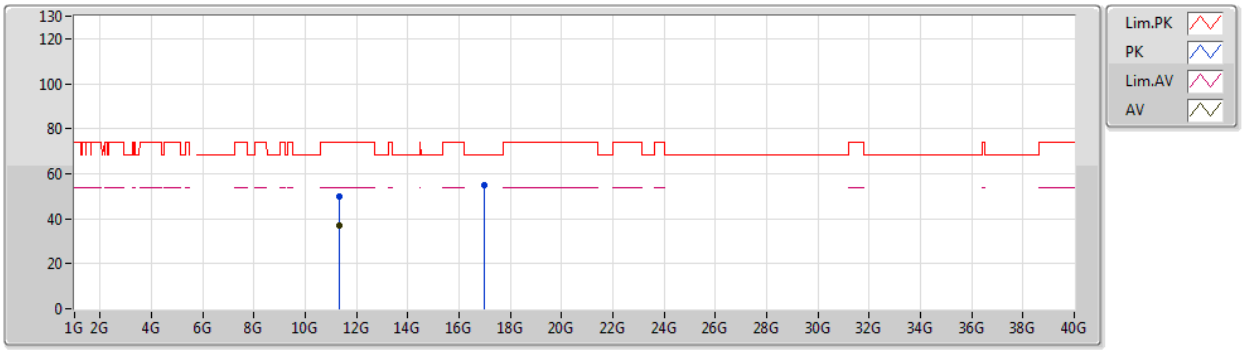

Type	Freq	Level	Limit	Margin	Factor	Dist	Condition	Azimuth	Height	Comment	Raw	AF	CL	PA
	(Hz)	(dBuV/m)	(dBuV/m)	(dB)	(dB)	(m)		(°)	(m)		(dBuV)	(dB)	(dB)	(dB)
AV	11.3256G	37.23	54.00	-16.77	-3.91	3	Vertical	32	2.36	-	41.14	39.81	10.60	54.32
PK	11.33364G	50.06	74.00	-23.94	-3.91	3	Vertical	32	2.36	-	53.97	39.80	10.61	54.32
PK	16.9989G	55.01	68.20	-13.19	1.30	3	Vertical	18	1.35	-	53.71	40.00	13.84	52.54

802.11ax HEW40_Nss1,(MCS0)_1TX

5670MHz_TX

11/02/2020

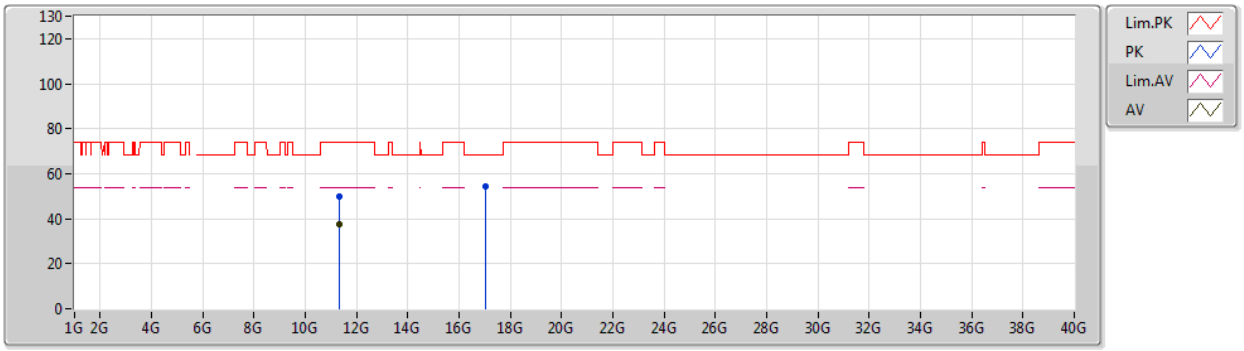

Type	Freq	Level	Limit	Margin	Factor	Dist	Condition	Azimuth	Height	Comment	Raw	AF	CL	PA
	(Hz)	(dBuV/m)	(dBuV/m)	(dB)	(dB)	(m)		(°)	(m)		(dBuV)	(dB)	(dB)	(dB)
AV	11.33586G	37.47	54.00	-16.53	-3.91	3	Horizontal	66	1.65	-	41.38	39.80	10.61	54.32
PK	11.34624G	49.72	74.00	-24.28	-3.92	3	Horizontal	66	1.65	-	53.64	39.78	10.61	54.31
PK	17.01756G	54.30	68.20	-13.90	1.42	3	Horizontal	144	1.66	-	52.88	40.12	13.85	52.55

802.11ax HEW40_Nss1,(MCS0)_1TX

12/02/2020

5710MHz Straddle 5.47-5.725GHz_TX

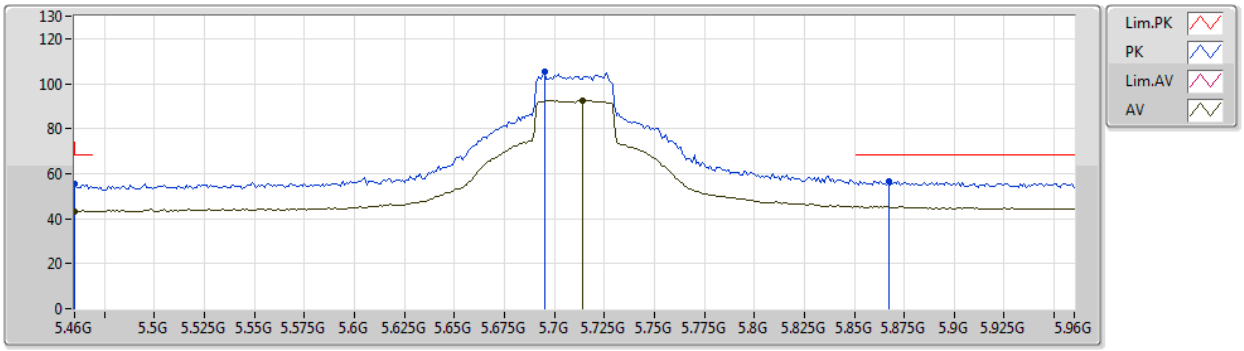

Type	Freq	Level	Limit	Margin	Factor	Dist	Condition	Azimuth	Height	Comment	Raw	AF	CL	PA
	(Hz)	(dBuV/m)	(dBuV/m)	(dB)	(dB)	(m)		(°)	(m)		(dBuV)	(dB)	(dB)	(dB)
AV	5.46G	43.33	54.00	-10.67	5.40	3	Vertical	24	2.90	-	37.93	31.88	7.43	33.91
AV	5.714G	92.73	Inf	-Inf	5.86	3	Vertical	24	2.90	-	86.87	32.20	7.61	33.95
PK	5.46G	55.29	74.00	-18.71	5.40	3	Vertical	24	2.90	-	49.89	31.88	7.43	33.91
PK	5.46G	55.29	68.20	-12.91	5.40	3	Vertical	24	2.90	-	49.89	31.88	7.43	33.91
PK	5.695G	105.22	Inf	-Inf	5.82	3	Vertical	24	2.90	-	99.40	32.17	7.60	33.95
PK	5.867G	56.70	68.20	-11.50	6.14	3	Vertical	24	2.90	-	50.56	32.41	7.71	33.98

802.11ax HEW40_Nss1,(MCS0)_1TX

12/02/2020

5710MHz Straddle 5.47-5.725GHz_TX

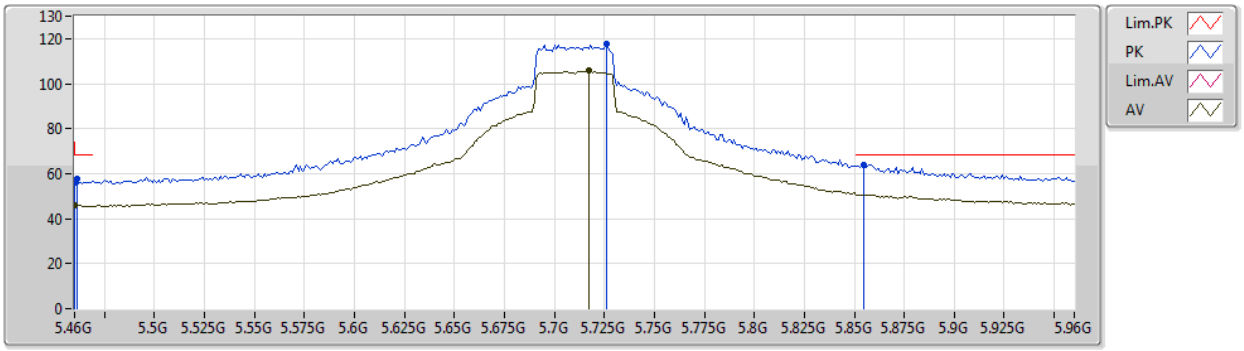

Type	Freq	Level	Limit	Margin	Factor	Dist	Condition	Azimuth	Height	Comment	Raw	AF	CL	PA
	(Hz)	(dBuV/m)	(dBuV/m)	(dB)	(dB)	(m)		(°)	(m)		(dBuV)	(dB)	(dB)	(dB)
AV	5.46G	46.02	54.00	-7.98	5.40	3	Horizontal	356	2.28	-	40.62	31.88	7.43	33.91
AV	5.717G	105.65	Inf	-Inf	5.87	3	Horizontal	356	2.28	-	99.78	32.20	7.62	33.95
PK	5.46G	55.97	74.00	-18.03	5.40	3	Horizontal	356	2.28	-	50.57	31.88	7.43	33.91
PK	5.461G	57.69	68.20	-10.51	5.40	3	Horizontal	356	2.28	-	52.29	31.88	7.43	33.91
PK	5.726G	117.93	Inf	-Inf	5.88	3	Horizontal	356	2.28	-	112.05	32.22	7.62	33.96
PK	5.855G	63.89	68.20	-4.31	6.12	3	Horizontal	356	2.28	-	57.77	32.40	7.70	33.98

802.11ax HEW40_Nss1,(MCS0)_1TX

5710MHz Straddle 5.47-5.725GHz_TX

12/02/2020

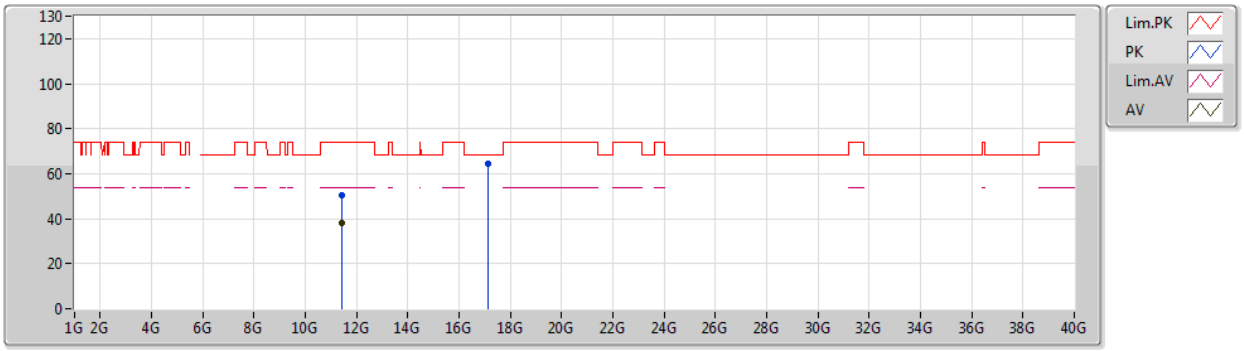

Type	Freq	Level	Limit	Margin	Factor	Dist	Condition	Azimuth	Height	Comment	Raw	AF	CL	PA
	(Hz)	(dBuV/m)	(dBuV/m)	(dB)	(dB)	(m)		(°)	(m)		(dBuV)	(dB)	(dB)	(dB)
AV	11.40884G	37.90	54.00	-16.10	-3.92	3	Vertical	360	1.54	-	41.82	39.71	10.64	54.27
PK	11.41148G	50.57	74.00	-23.43	-3.92	3	Vertical	360	1.54	-	54.49	39.71	10.64	54.27
PK	17.14488G	64.16	68.20	-4.04	2.21	3	Vertical	18	1.31	-	61.95	40.96	13.88	52.63

802.11ax HEW40_Nss1,(MCS0)_1TX

5710MHz Straddle 5.47-5.725GHz_TX

12/02/2020

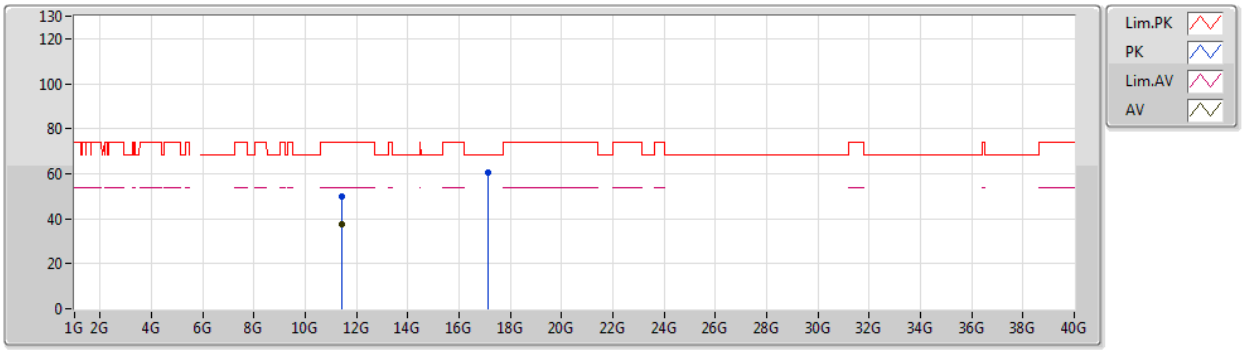

Type	Freq	Level	Limit	Margin	Factor	Dist	Condition	Azimuth	Height	Comment	Raw	AF	CL	PA
	(Hz)	(dBuV/m)	(dBuV/m)	(dB)	(dB)	(m)		(°)	(m)		(dBuV)	(dB)	(dB)	(dB)
AV	11.42552G	37.78	54.00	-16.22	-3.92	3	Horizontal	289	1.53	-	41.70	39.69	10.65	54.26
PK	11.41886G	49.99	74.00	-24.01	-3.92	3	Horizontal	289	1.53	-	53.91	39.70	10.65	54.27
PK	17.1294G	60.61	68.20	-7.59	2.11	3	Horizontal	117	1.49	-	58.50	40.85	13.88	52.62

802.11ax HEW40_Nss1,(MCS0)_1TX

12/02/2020

5755MHz_TX

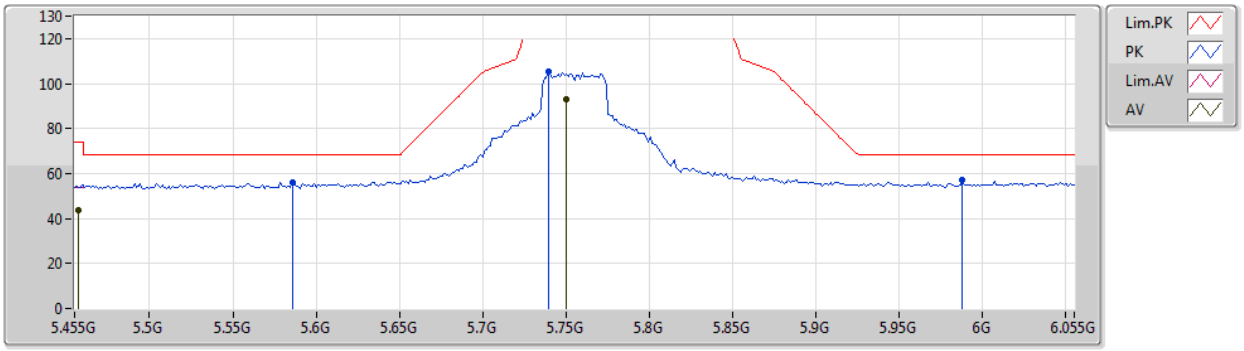

Type	Freq	Level	Limit	Margin	Factor	Dist	Condition	Azimuth	Height	Comment	Raw	AF	CL	PA
	(Hz)	(dBuV/m)	(dBuV/m)	(dB)	(dB)	(m)		(°)	(m)		(dBuV)	(dB)	(dB)	(dB)
AV	5.4574G	43.55	54.00	-10.45	5.39	3	Vertical	15	3.00	-	38.16	31.88	7.42	33.91
AV	5.7502G	93.08	Inf	-Inf	5.93	3	Vertical	15	3.00	-	87.15	32.25	7.64	33.96
PK	5.5858G	56.28	68.20	-11.92	5.61	3	Vertical	15	3.00	-	50.67	32.02	7.53	33.94
PK	5.7394G	105.17	Inf	-Inf	5.91	3	Vertical	15	3.00	-	99.26	32.24	7.63	33.96
PK	5.9878G	56.97	68.20	-11.23	6.37	3	Vertical	15	3.00	-	50.60	32.58	7.79	34.00

802.11ax HEW40_Nss1,(MCS0)_1TX

5755MHz_TX

12/02/2020

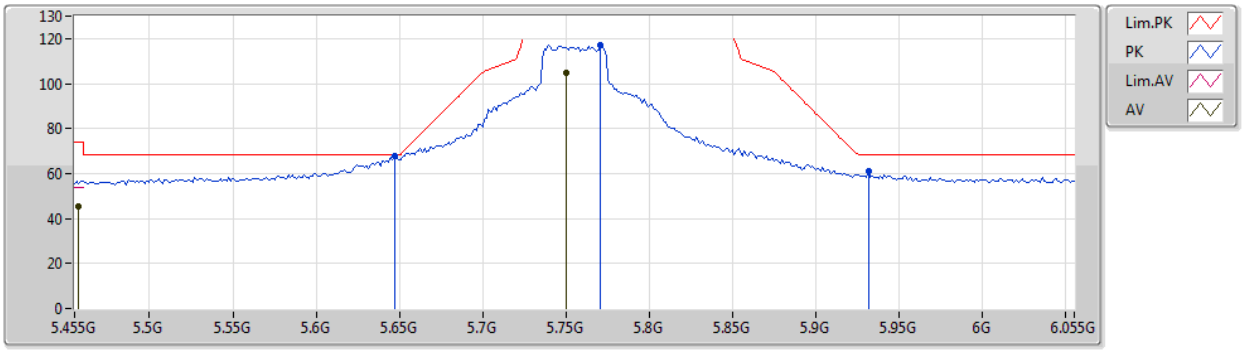

Type	Freq	Level	Limit	Margin	Factor	Dist	Condition	Azimuth	Height	Comment	Raw	AF	CL	PA
	(Hz)	(dBuV/m)	(dBuV/m)	(dB)	(dB)	(m)		(°)	(m)		(dBuV)	(dB)	(dB)	(dB)
AV	5.4574G	45.42	54.00	-8.58	5.39	3	Horizontal	360	1.15	-	40.03	31.88	7.42	33.91
AV	5.7502G	104.92	Inf	-Inf	5.93	3	Horizontal	360	1.15	-	98.99	32.25	7.64	33.96
PK	5.647G	67.54	68.20	-0.66	5.74	3	Horizontal	360	1.15	-	61.80	32.11	7.57	33.94
PK	5.7706G	117.17	Inf	-Inf	5.97	3	Horizontal	360	1.15	-	111.20	32.28	7.65	33.96
PK	5.9314G	61.14	68.20	-7.06	6.26	3	Horizontal	360	1.15	-	54.88	32.50	7.75	33.99

802.11ax HEW40_Nss1,(MCS0)_1TX

5755MHz_TX

12/02/2020

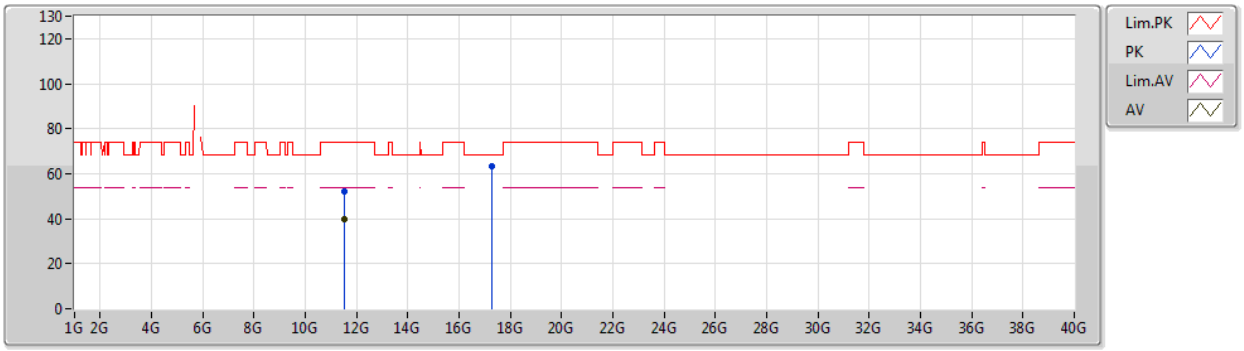

Type	Freq	Level	Limit	Margin	Factor	Dist	Condition	Azimuth	Height	Comment	Raw	AF	CL	PA
	(Hz)	(dBuV/m)	(dBuV/m)	(dB)	(dB)	(m)		(°)	(m)		(dBuV)	(dB)	(dB)	(dB)
AV	11.51774G	39.72	54.00	-14.28	-3.92	3	Vertical	357	1.36	-	43.64	39.58	10.70	54.20
PK	11.5217G	52.05	74.00	-21.95	-3.93	3	Vertical	357	1.36	-	55.98	39.57	10.70	54.20
PK	17.25708G	63.18	68.20	-5.02	2.91	3	Vertical	16	1.23	-	60.27	41.70	13.91	52.70

802.11ax HEW40_Nss1,(MCS0)_1TX

5755MHz_TX

12/02/2020

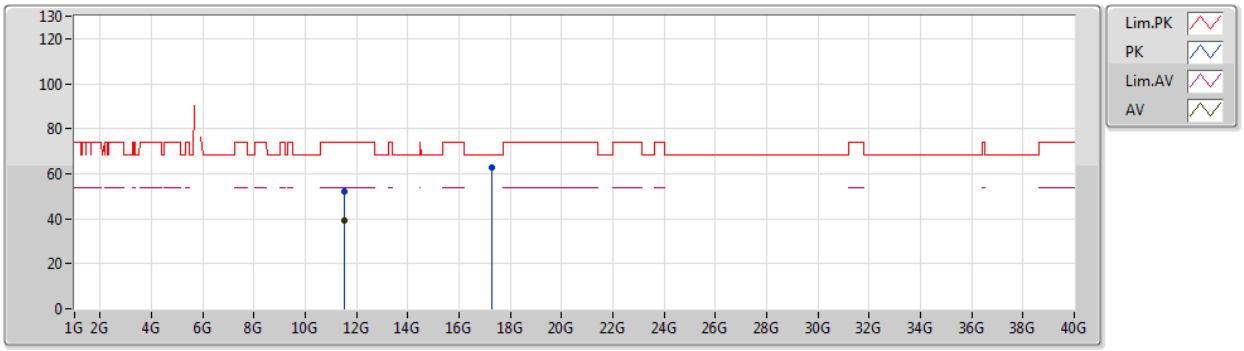

Type	Freq	Level	Limit	Margin	Factor	Dist	Condition	Azimuth	Height	Comment	Raw	AF	CL	PA
	(Hz)	(dBuV/m)	(dBuV/m)	(dB)	(dB)	(m)		(°)	(m)		(dBuV)	(dB)	(dB)	(dB)
AV	11.52038G	39.45	54.00	-14.55	-3.92	3	Horizontal	32	1.32	-	43.37	39.58	10.70	54.20
PK	11.50712G	52.07	74.00	-21.93	-3.93	3	Horizontal	32	1.32	-	56.00	39.59	10.69	54.21
PK	17.26548G	62.53	68.20	-5.67	2.95	3	Horizontal	301	1.49	-	59.58	41.75	13.91	52.71

802.11ax HEW40_Nss1,(MCS0)_1TX

12/02/2020

5795MHz_TX

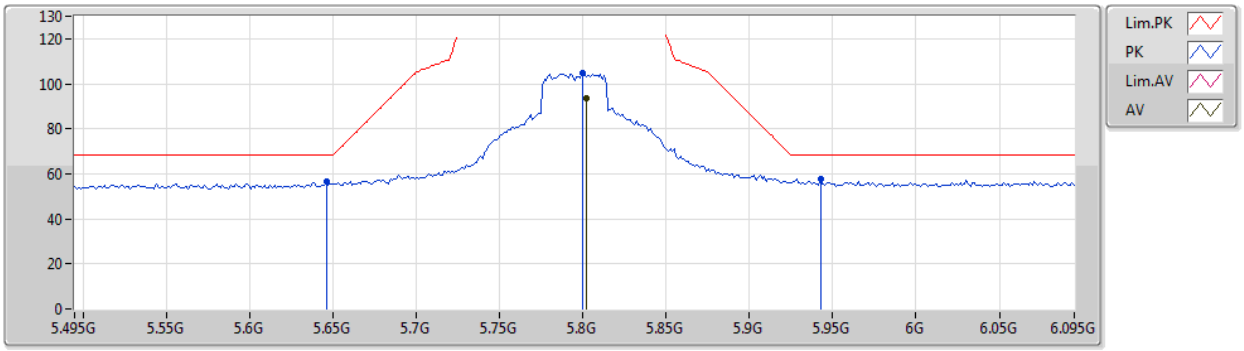

Type	Freq	Level	Limit	Margin	Factor	Dist	Condition	Azimuth	Height	Comment	Raw	AF	CL	PA
	(Hz)	(dBuV/m)	(dBuV/m)	(dB)	(dB)	(m)		(°)	(m)		(dBuV)	(dB)	(dB)	(dB)
AV	5.8022G	93.47	Inf	-Inf	6.02	3	Vertical	16	2.93	-	87.45	32.32	7.67	33.97
PK	5.6462G	56.42	68.20	-11.78	5.73	3	Vertical	16	2.93	-	50.69	32.10	7.57	33.94
PK	5.7998G	104.73	Inf	-Inf	6.02	3	Vertical	16	2.93	-	98.71	32.32	7.67	33.97
PK	5.9426G	57.61	68.20	-10.59	6.29	3	Vertical	16	2.93	-	51.32	32.52	7.76	33.99

802.11ax HEW40_Nss1,(MCS0)_1TX

12/02/2020

5795MHz_TX

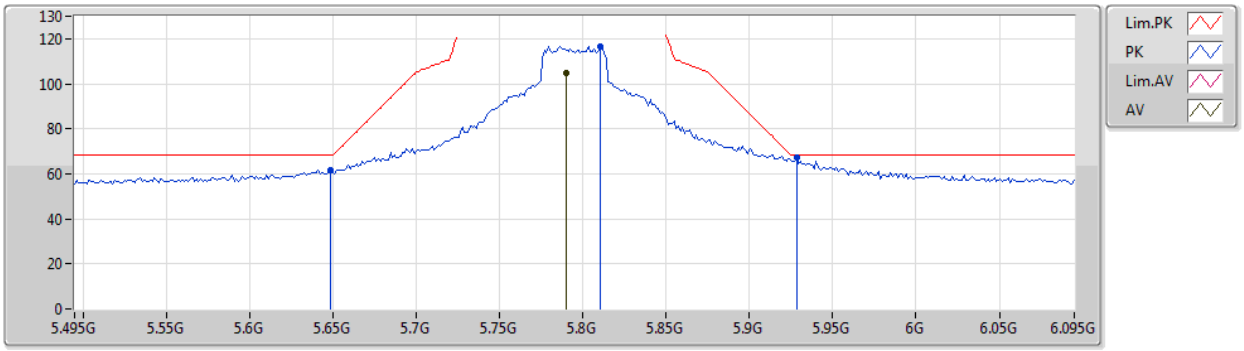

Type	Freq	Level	Limit	Margin	Factor	Dist	Condition	Azimuth	Height	Comment	Raw	AF	CL	PA
	(Hz)	(dBuV/m)	(dBuV/m)	(dB)	(dB)	(m)		(°)	(m)		(dBuV)	(dB)	(dB)	(dB)
AV	5.7902G	104.68	Inf	-Inf	6.00	3	Horizontal	354	2.32	-	98.68	32.31	7.66	33.97
PK	5.6486G	61.76	68.20	-6.44	5.74	3	Horizontal	354	2.32	-	56.02	32.11	7.57	33.94
PK	5.8106G	116.83	Inf	-Inf	6.04	3	Horizontal	354	2.32	-	110.79	32.33	7.68	33.97
PK	5.9282G	67.01	68.20	-1.19	6.26	3	Horizontal	354	2.32	-	60.75	32.50	7.75	33.99

802.11ax HEW40_Nss1,(MCS0)_1TX

12/02/2020

5795MHz_TX

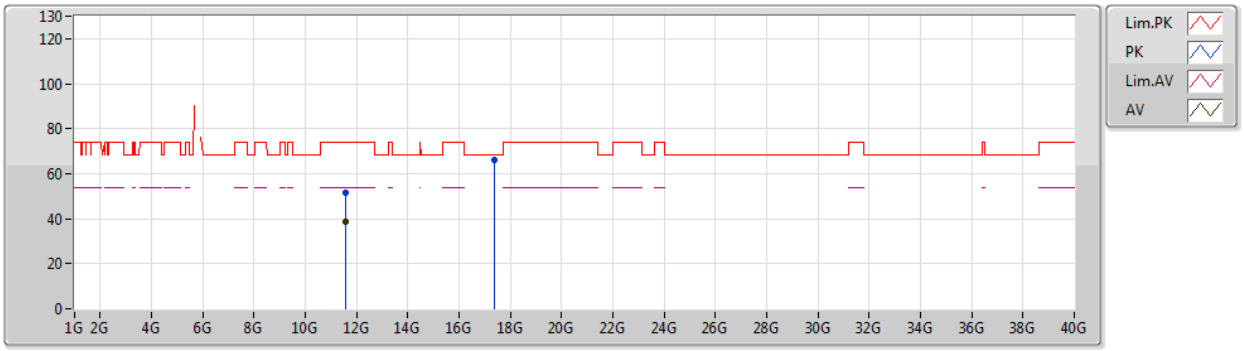

Type	Freq	Level	Limit	Margin	Factor	Dist	Condition	Azimuth	Height	Comment	Raw	AF	CL	PA
	(Hz)	(dBuV/m)	(dBuV/m)	(dB)	(dB)	(m)		(°)	(m)		(dBuV)	(dB)	(dB)	(dB)
AV	11.59042G	38.91	54.00	-15.09	-3.90	3	Vertical	19	1.95	-	42.81	39.49	10.73	54.12
PK	11.58346G	51.70	74.00	-22.30	-3.90	3	Vertical	19	1.95	-	55.60	39.50	10.73	54.13
PK	17.37054G	66.32	68.20	-1.88	3.61	3	Vertical	330	1.64	-	62.71	42.45	13.94	52.78

802.11ax HEW40_Nss1,(MCS0)_1TX

12/02/2020

5795MHz_TX

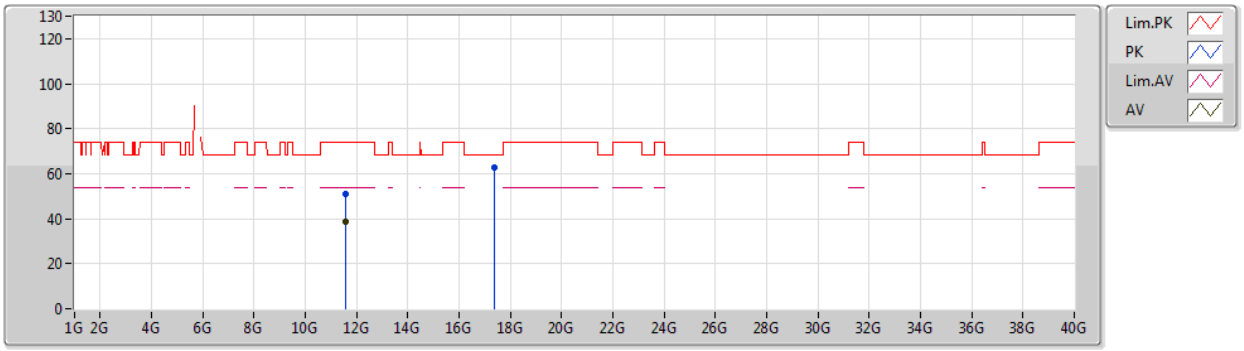

Type	Freq	Level	Limit	Margin	Factor	Dist	Condition	Azimuth	Height	Comment	Raw	AF	CL	PA
	(Hz)	(dBuV/m)	(dBuV/m)	(dB)	(dB)	(m)		(°)	(m)		(dBuV)	(dB)	(dB)	(dB)
AV	11.58604G	38.53	54.00	-15.47	-3.90	3	Horizontal	261	1.48	-	42.43	39.50	10.73	54.13
PK	11.57656G	51.12	74.00	-22.88	-3.91	3	Horizontal	261	1.48	-	55.03	39.51	10.72	54.14
PK	17.3811G	62.93	68.20	-5.27	3.68	3	Horizontal	263	1.57	-	59.25	42.52	13.94	52.78

802.11ax HEW80_Nss1,(MCS0)_1TX

5210MHz_TX

12/02/2020

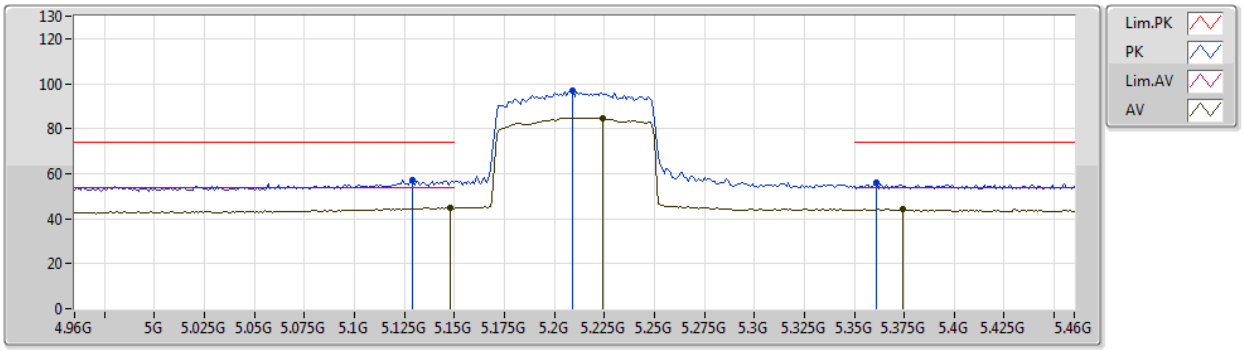

Type	Freq	Level	Limit	Margin	Factor	Dist	Condition	Azimuth	Height	Comment	Raw	AF	CL	PA
	(Hz)	(dBuV/m)	(dBuV/m)	(dB)	(dB)	(m)		(°)	(m)		(dBuV)	(dB)	(dB)	(dB)
AV	5.148G	44.68	54.00	-9.32	4.96	3	Vertical	12	2.76	-	39.72	31.76	7.03	33.83
AV	5.224G	84.84	Inf	-Inf	5.07	3	Vertical	12	2.76	-	79.77	31.79	7.13	33.85
AV	5.374G	44.34	54.00	-9.66	5.28	3	Vertical	12	2.76	-	39.06	31.85	7.32	33.89
PK	5.129G	57.42	74.00	-16.58	4.93	3	Vertical	12	2.76	-	52.49	31.75	7.01	33.83
PK	5.209G	97.13	Inf	-Inf	5.04	3	Vertical	12	2.76	-	92.09	31.78	7.11	33.85
PK	5.361G	55.88	74.00	-18.12	5.25	3	Vertical	12	2.76	-	50.63	31.84	7.30	33.89

802.11ax HEW80_Nss1,(MCS0)_1TX

5210MHz_TX

12/02/2020

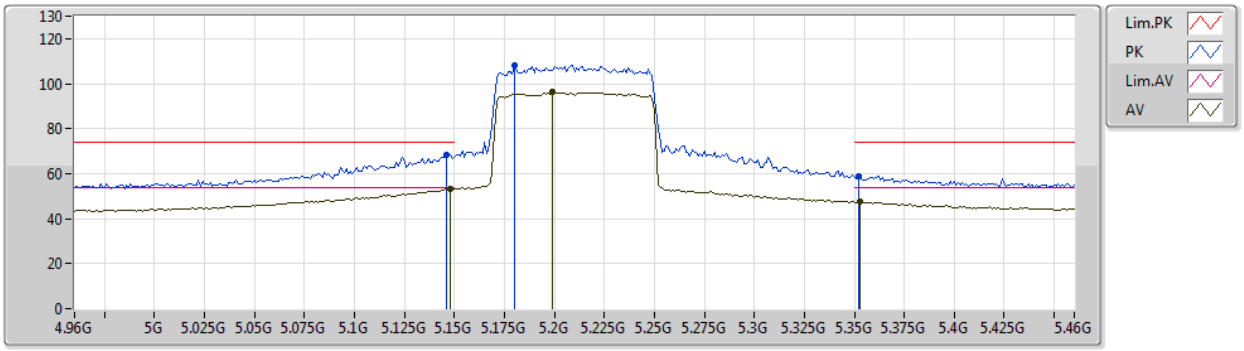

Type	Freq	Level	Limit	Margin	Factor	Dist	Condition	Azimuth	Height	Comment	Raw	AF	CL	PA
	(Hz)	(dBuV/m)	(dBuV/m)	(dB)	(dB)	(m)		(°)	(m)		(dBuV)	(dB)	(dB)	(dB)
AV	5.148G	53.29	54.00	-0.71	4.96	3	Horizontal	15	0.99	-	48.33	31.76	7.03	33.83
AV	5.199G	96.13	Inf	-Inf	5.03	3	Horizontal	15	0.99	-	91.10	31.78	7.10	33.85
AV	5.353G	47.36	54.00	-6.64	5.24	3	Horizontal	15	0.99	-	42.12	31.84	7.29	33.89
PK	5.146G	68.57	74.00	-5.43	4.96	3	Horizontal	15	0.99	-	63.61	31.76	7.03	33.83
PK	5.18G	108.05	Inf	-Inf	5.00	3	Horizontal	15	0.99	-	103.05	31.77	7.07	33.84
PK	5.352G	58.90	74.00	-15.10	5.24	3	Horizontal	15	0.99	-	53.66	31.84	7.29	33.89

802.11ax HEW80_Nss1,(MCS0)_1TX

5210MHz_TX

12/02/2020

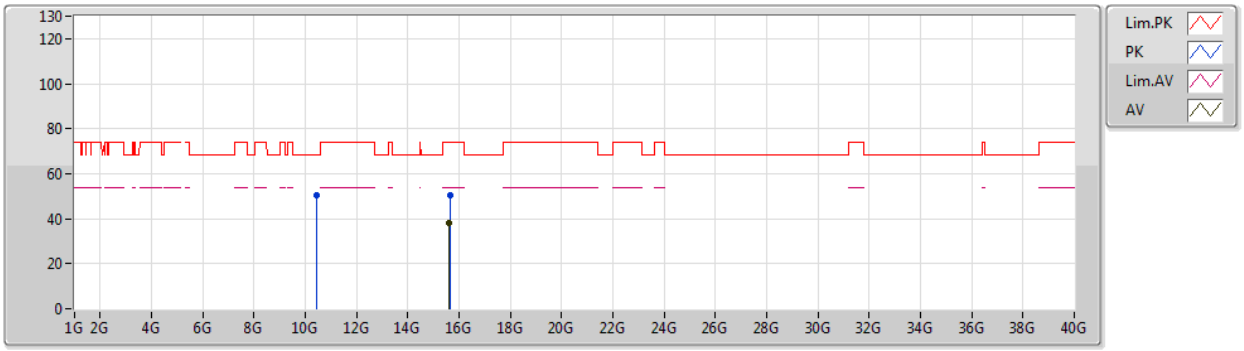

Type	Freq	Level	Limit	Margin	Factor	Dist	Condition	Azimuth	Height	Comment	Raw	AF	CL	PA
	(Hz)	(dBuV/m)	(dBuV/m)	(dB)	(dB)	(m)		(°)	(m)		(dBuV)	(dB)	(dB)	(dB)
AV	15.62046G	37.87	54.00	-16.13	-1.63	3	Vertical	314	1.69	-	39.50	38.50	12.94	53.07
PK	10.43404G	50.29	68.20	-17.91	-4.64	3	Vertical	339	1.53	-	54.93	39.46	10.34	54.44
PK	15.63198G	50.31	74.00	-23.69	-1.67	3	Vertical	314	1.69	-	51.98	38.46	12.96	53.09

802.11ax HEW80_Nss1,(MCS0)_1TX

5210MHz_TX

12/02/2020

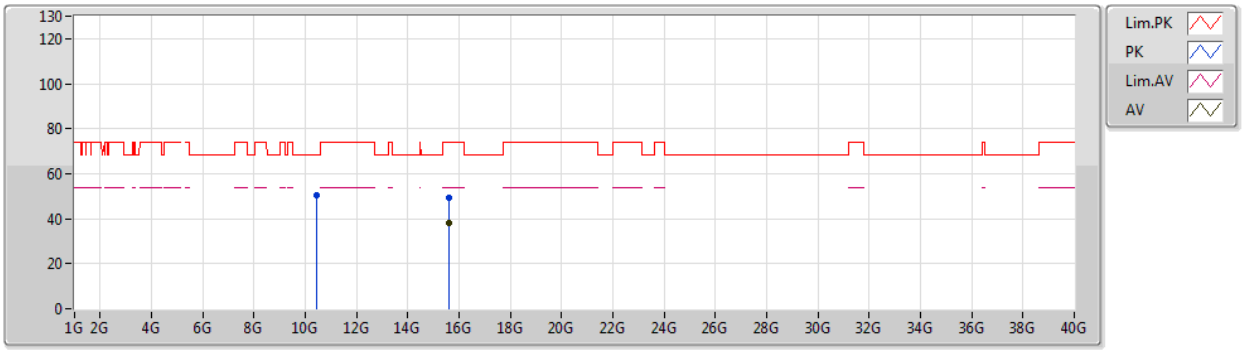

Type	Freq	Level	Limit	Margin	Factor	Dist	Condition	Azimuth	Height	Comment	Raw	AF	CL	PA
	(Hz)	(dBuV/m)	(dBuV/m)	(dB)	(dB)	(m)		(°)	(m)		(dBuV)	(dB)	(dB)	(dB)
AV	15.62328G	37.86	54.00	-16.14	-1.64	3	Horizontal	97	1.07	-	39.50	38.49	12.95	53.08
PK	10.4227G	50.56	68.20	-17.64	-4.65	3	Horizontal	234	2.20	-	55.21	39.45	10.34	54.44
PK	15.61812G	49.59	74.00	-24.41	-1.62	3	Horizontal	97	1.07	-	51.21	38.51	12.94	53.07

802.11ax HEW80_Nss1,(MCS0)_1TX

5290MHz_TX

12/02/2020

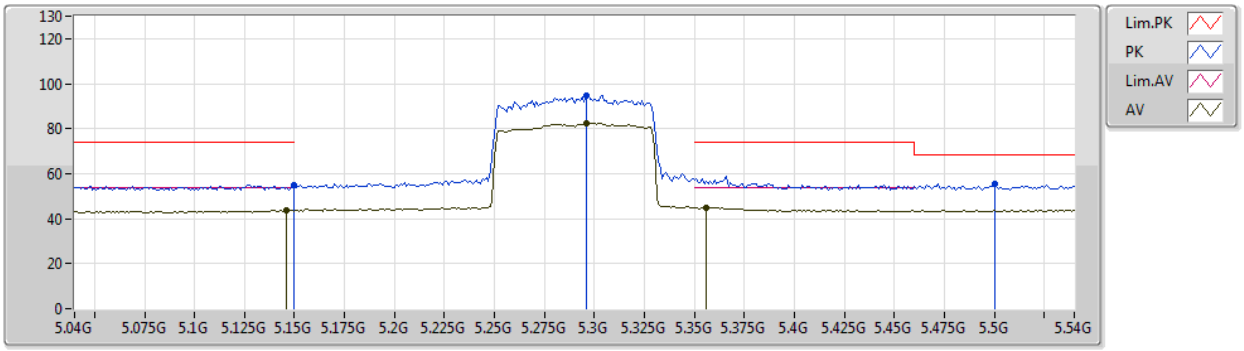

Type	Freq	Level	Limit	Margin	Factor	Dist	Condition	Azimuth	Height	Comment	Raw	AF	CL	PA
	(Hz)	(dBuV/m)	(dBuV/m)	(dB)	(dB)	(m)		(°)	(m)		(dBuV)	(dB)	(dB)	(dB)
AV	5.146G	43.69	54.00	-10.31	4.96	3	Vertical	60	2.68	-	38.73	31.76	7.03	33.83
AV	5.296G	82.51	Inf	-Inf	5.17	3	Vertical	60	2.68	-	77.34	31.82	7.22	33.87
AV	5.356G	45.08	54.00	-8.92	5.25	3	Vertical	60	2.68	-	39.83	31.84	7.30	33.89
PK	5.15G	54.90	74.00	-19.10	4.97	3	Vertical	60	2.68	-	49.93	31.76	7.04	33.83
PK	5.296G	94.84	Inf	-Inf	5.17	3	Vertical	60	2.68	-	89.67	31.82	7.22	33.87
PK	5.5G	55.27	68.20	-12.93	5.46	3	Vertical	60	2.68	-	49.81	31.90	7.48	33.92

802.11ax HEW80_Nss1,(MCS0)_1TX

5290MHz_TX

12/02/2020

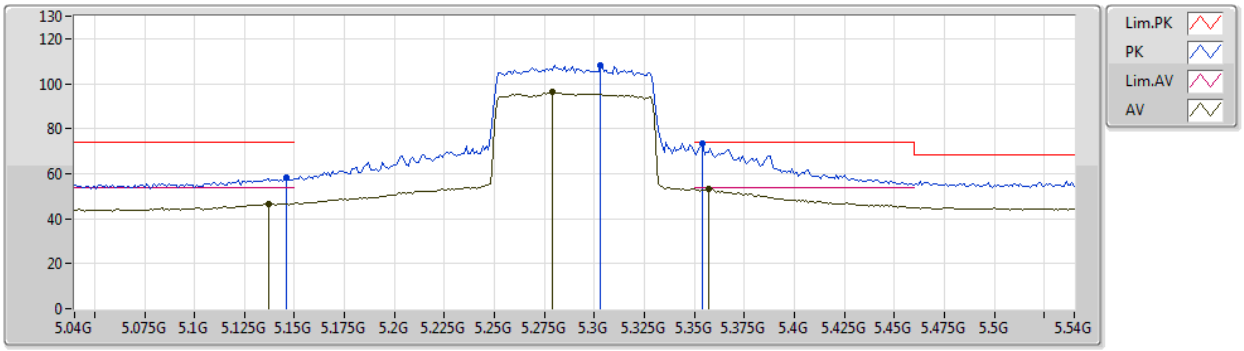

Type	Freq	Level	Limit	Margin	Factor	Dist	Condition	Azimuth	Height	Comment	Raw	AF	CL	PA
	(Hz)	(dBuV/m)	(dBuV/m)	(dB)	(dB)	(m)		(°)	(m)		(dBuV)	(dB)	(dB)	(dB)
AV	5.137G	46.77	54.00	-7.23	4.94	3	Horizontal	17	1.31	-	41.83	31.75	7.02	33.83
AV	5.279G	96.15	Inf	-Inf	5.14	3	Horizontal	17	1.31	-	91.01	31.81	7.20	33.87
AV	5.357G	53.12	54.00	-0.88	5.25	3	Horizontal	17	1.31	-	47.87	31.84	7.30	33.89
PK	5.146G	58.34	74.00	-15.66	4.96	3	Horizontal	17	1.31	-	53.38	31.76	7.03	33.83
PK	5.303G	108.25	Inf	-Inf	5.18	3	Horizontal	17	1.31	-	103.07	31.82	7.23	33.87
PK	5.354G	73.40	74.00	-0.60	5.24	3	Horizontal	17	1.31	-	68.16	31.84	7.29	33.89

802.11ax HEW80_Nss1,(MCS0)_1TX

5290MHz_TX

12/02/2020

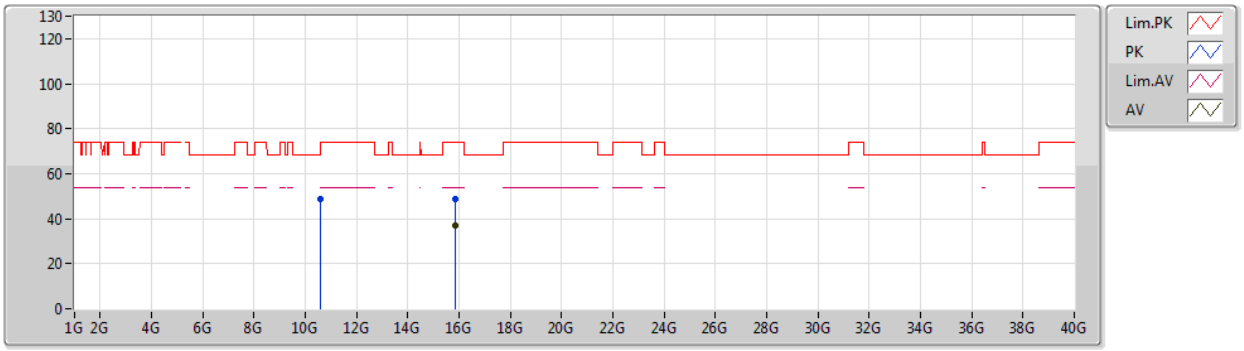

Type	Freq	Level	Limit	Margin	Factor	Dist	Condition	Azimuth	Height	Comment	Raw	AF	CL	PA
	(Hz)	(dBuV/m)	(dBuV/m)	(dB)	(dB)	(m)		(°)	(m)		(dBuV)	(dB)	(dB)	(dB)
AV	15.855G	36.78	54.00	-17.22	-2.39	3	Vertical	299	1.97	-	39.17	37.64	13.31	53.34
PK	10.59338G	48.95	68.20	-19.25	-4.39	3	Vertical	230	2.32	-	53.34	39.67	10.37	54.43
PK	15.861G	48.88	74.00	-25.12	-2.41	3	Vertical	299	1.97	-	51.29	37.61	13.32	53.34

802.11ax HEW80_Nss1,(MCS0)_1TX

5290MHz_TX

12/02/2020

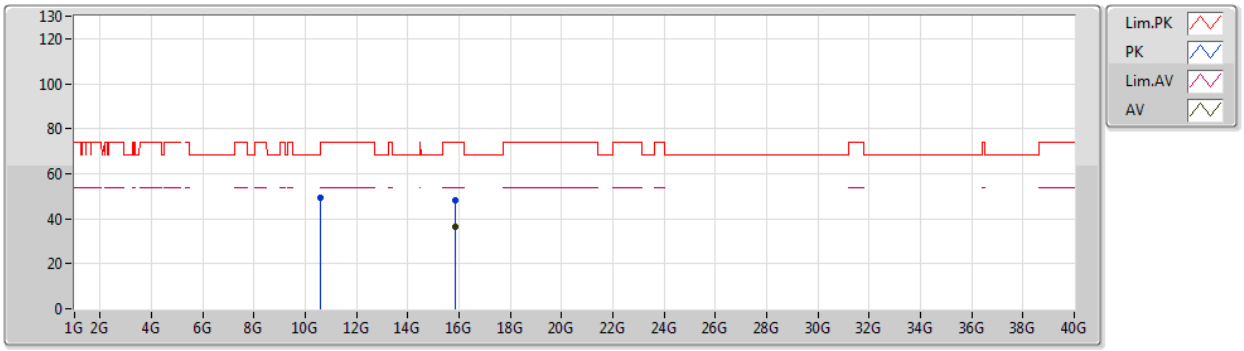

Type	Freq	Level	Limit	Margin	Factor	Dist	Condition	Azimuth	Height	Comment	Raw	AF	CL	PA
	(Hz)	(dBuV/m)	(dBuV/m)	(dB)	(dB)	(m)		(°)	(m)		(dBuV)	(dB)	(dB)	(dB)
AV	15.86046G	36.21	54.00	-17.79	-2.40	3	Horizontal	71	2.50	-	38.61	37.62	13.32	53.34
PK	10.58228G	49.39	68.20	-18.81	-4.40	3	Horizontal	282	1.78	-	53.79	39.66	10.37	54.43
PK	15.85584G	48.36	74.00	-25.64	-2.40	3	Horizontal	71	2.50	-	50.76	37.63	13.31	53.34

802.11ax HEW80_Nss1,(MCS0)_1TX

5530MHz_TX

12/02/2020

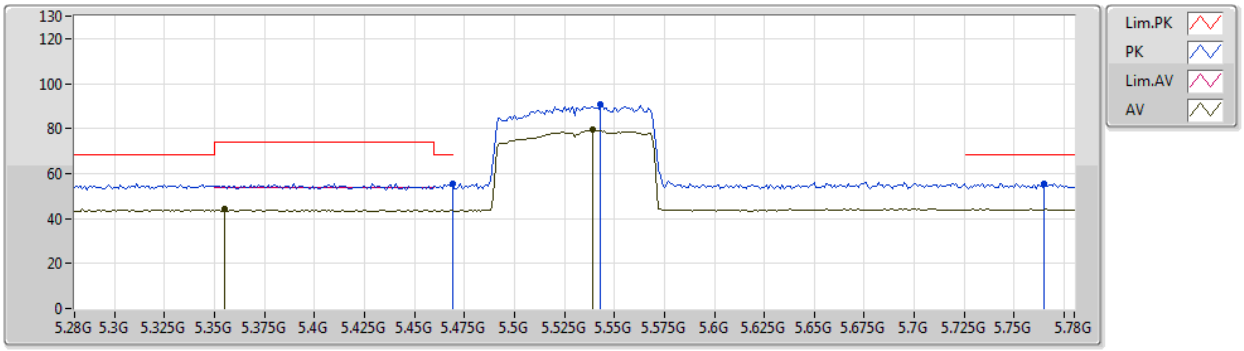

Type	Freq	Level	Limit	Margin	Factor	Dist	Condition	Azimuth	Height	Comment	Raw	AF	CL	PA
	(Hz)	(dBuV/m)	(dBuV/m)	(dB)	(dB)	(m)		(°)	(m)		(dBuV)	(dB)	(dB)	(dB)
AV	5.355G	44.06	54.00	-9.94	5.24	3	Vertical	78	2.75	-	38.82	31.84	7.29	33.89
AV	5.539G	79.33	Inf	-Inf	5.52	3	Vertical	78	2.75	-	73.81	31.95	7.50	33.93
PK	5.469G	55.32	68.20	-12.88	5.42	3	Vertical	78	2.75	-	49.90	31.89	7.44	33.91
PK	5.543G	91.02	Inf	-Inf	5.53	3	Vertical	78	2.75	-	85.49	31.96	7.50	33.93
PK	5.765G	55.75	68.20	-12.45	5.96	3	Vertical	78	2.75	-	49.79	32.27	7.65	33.96

802.11ax HEW80_Nss1,(MCS0)_1TX

5530MHz_TX

12/02/2020

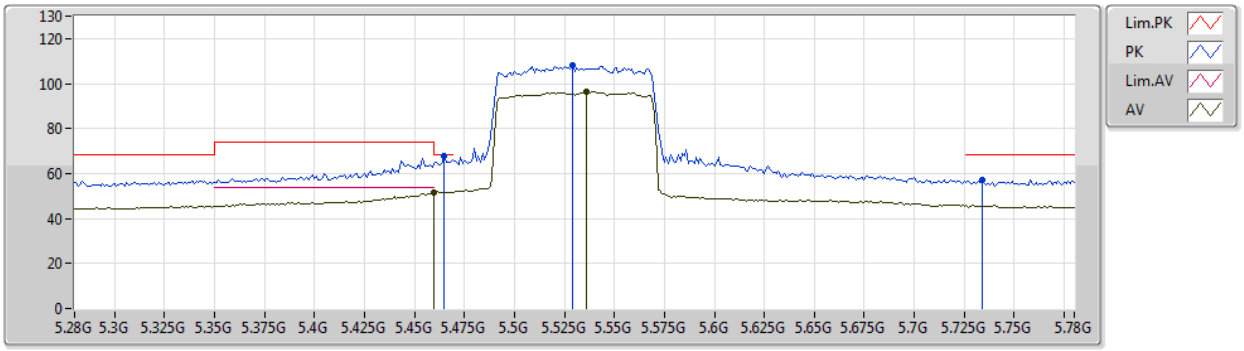

Type	Freq	Level	Limit	Margin	Factor	Dist	Condition	Azimuth	Height	Comment	Raw	AF	CL	PA
	(Hz)	(dBuV/m)	(dBuV/m)	(dB)	(dB)	(m)		(°)	(m)		(dBuV)	(dB)	(dB)	(dB)
AV	5.46G	51.62	54.00	-2.38	5.40	3	Horizontal	353	1.01	-	46.22	31.88	7.43	33.91
AV	5.536G	96.27	Inf	-Inf	5.52	3	Horizontal	353	1.01	-	90.75	31.95	7.50	33.93
PK	5.465G	67.66	68.20	-0.54	5.41	3	Horizontal	353	1.01	-	62.25	31.89	7.43	33.91
PK	5.529G	107.87	Inf	-Inf	5.50	3	Horizontal	353	1.01	-	102.37	31.94	7.49	33.93
PK	5.734G	57.24	68.20	-10.96	5.90	3	Horizontal	353	1.01	-	51.34	32.23	7.63	33.96

802.11ax HEW80_Nss1,(MCS0)_1TX

5530MHz_TX

12/02/2020

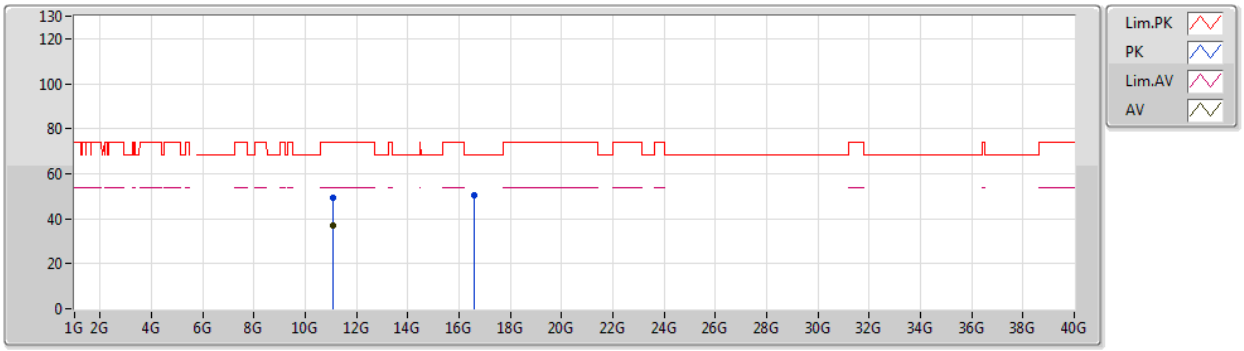

Type	Freq	Level	Limit	Margin	Factor	Dist	Condition	Azimuth	Height	Comment	Raw	AF	CL	PA
	(Hz)	(dBuV/m)	(dBuV/m)	(dB)	(dB)	(m)		(°)	(m)		(dBuV)	(dB)	(dB)	(dB)
AV	11.0645G	36.90	54.00	-17.10	-3.88	3	Vertical	229	2.21	-	40.78	40.12	10.47	54.47
PK	11.0657G	49.37	74.00	-24.63	-3.88	3	Vertical	229	2.21	-	53.25	40.12	10.47	54.47
PK	16.59024G	50.71	68.20	-17.49	0.24	3	Vertical	172	1.27	-	50.47	38.81	13.72	52.29

802.11ax HEW80_Nss1,(MCS0)_1TX

5530MHz_TX

12/02/2020

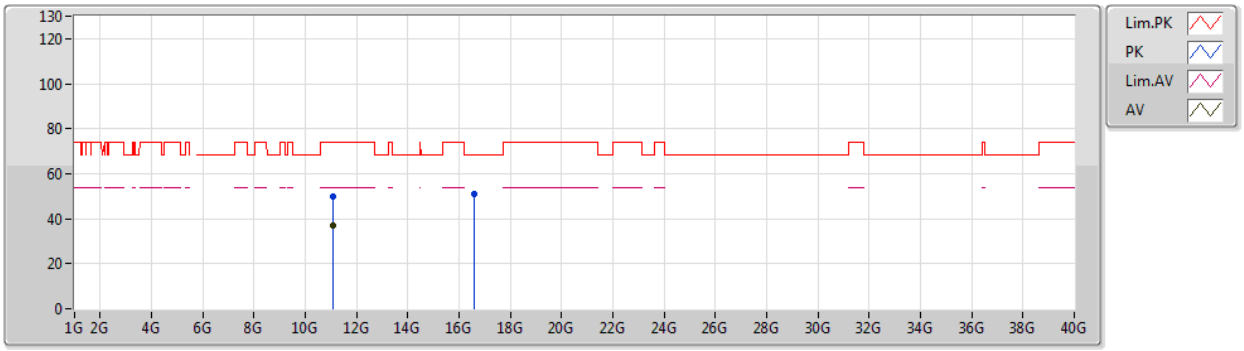

Type	Freq	Level	Limit	Margin	Factor	Dist	Condition	Azimuth	Height	Comment	Raw	AF	CL	PA
	(Hz)	(dBuV/m)	(dBuV/m)	(dB)	(dB)	(m)		(°)	(m)		(dBuV)	(dB)	(dB)	(dB)
AV	11.06546G	37.10	54.00	-16.90	-3.88	3	Horizontal	132	1.47	-	40.98	40.12	10.47	54.47
PK	11.06072G	50.03	74.00	-23.97	-3.87	3	Horizontal	132	1.47	-	53.90	40.13	10.47	54.47
PK	16.59606G	50.72	68.20	-17.48	0.26	3	Horizontal	216	1.17	-	50.46	38.83	13.72	52.29

802.11ax HEW80_Nss1,(MCS0)_1TX

5610MHz_TX

12/02/2020

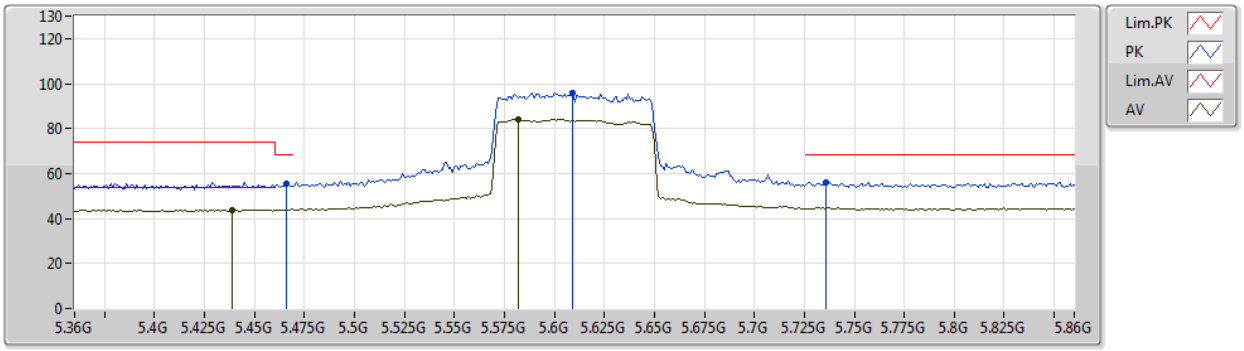

Type	Freq	Level	Limit	Margin	Factor	Dist	Condition	Azimuth	Height	Comment	Raw	AF	CL	PA
	(Hz)	(dBuV/m)	(dBuV/m)	(dB)	(dB)	(m)		(°)	(m)		(dBuV)	(dB)	(dB)	(dB)
AV	5.439G	43.97	54.00	-10.03	5.37	3	Vertical	18	2.47	-	38.60	31.88	7.40	33.91
AV	5.582G	84.20	Inf	-Inf	5.60	3	Vertical	18	2.47	-	78.60	32.01	7.53	33.94
PK	5.466G	55.63	68.20	-12.57	5.41	3	Vertical	18	2.47	-	50.22	31.89	7.43	33.91
PK	5.609G	95.94	Inf	-Inf	5.66	3	Vertical	18	2.47	-	90.28	32.05	7.55	33.94
PK	5.736G	56.09	68.20	-12.11	5.90	3	Vertical	18	2.47	-	50.19	32.23	7.63	33.96

802.11ax HEW80_Nss1,(MCS0)_1TX

5610MHz_TX

12/02/2020

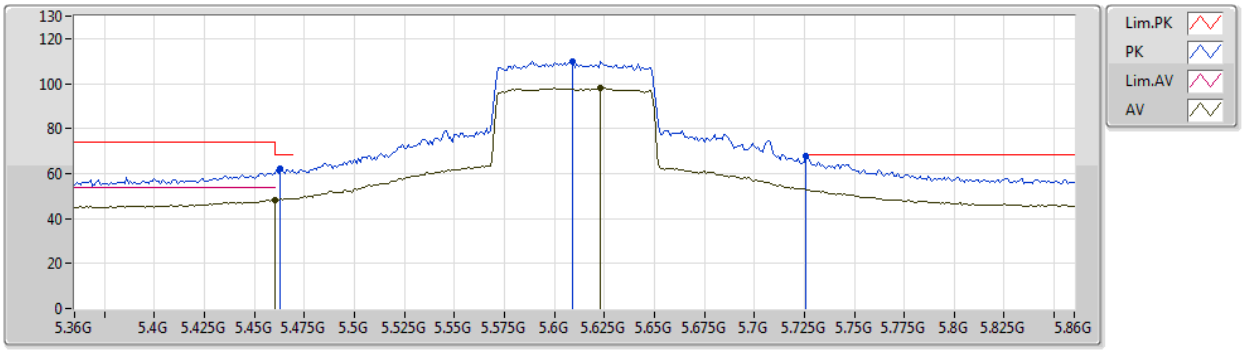

Type	Freq	Level	Limit	Margin	Factor	Dist	Condition	Azimuth	Height	Comment	Raw	AF	CL	PA
	(Hz)	(dBuV/m)	(dBuV/m)	(dB)	(dB)	(m)		(°)	(m)		(dBuV)	(dB)	(dB)	(dB)
AV	5.46G	48.38	54.00	-5.62	5.40	3	Horizontal	0	2.18	-	42.98	31.88	7.43	33.91
AV	5.623G	97.93	Inf	-Inf	5.69	3	Horizontal	0	2.18	-	92.24	32.07	7.56	33.94
PK	5.463G	62.04	68.20	-6.16	5.41	3	Horizontal	0	2.18	-	56.63	31.89	7.43	33.91
PK	5.609G	109.87	Inf	-Inf	5.66	3	Horizontal	0	2.18	-	104.21	32.05	7.55	33.94
PK	5.726G	68.04	68.20	-0.16	5.88	3	Horizontal	0	2.18	-	62.16	32.22	7.62	33.96

802.11ax HEW80_Nss1,(MCS0)_1TX

5610MHz_TX

12/02/2020

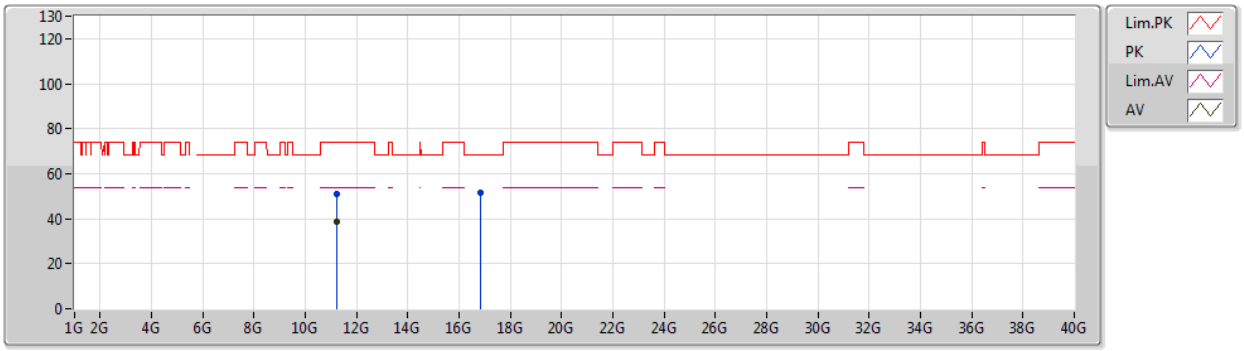

Type	Freq	Level	Limit	Margin	Factor	Dist	Condition	Azimuth	Height	Comment	Raw	AF	CL	PA
	(Hz)	(dBuV/m)	(dBuV/m)	(dB)	(dB)	(m)		(°)	(m)		(dBuV)	(dB)	(dB)	(dB)
AV	11.20794G	38.62	54.00	-15.38	-3.90	3	Vertical	288	1.00	-	42.52	39.95	10.54	54.39
PK	11.21628G	51.05	74.00	-22.95	-3.89	3	Vertical	288	1.00	-	54.94	39.94	10.55	54.38
PK	16.83186G	51.37	68.20	-16.83	0.86	3	Vertical	360	1.49	-	50.51	39.51	13.79	52.44

802.11ax HEW80_Nss1,(MCS0)_1TX

5610MHz_TX

12/02/2020

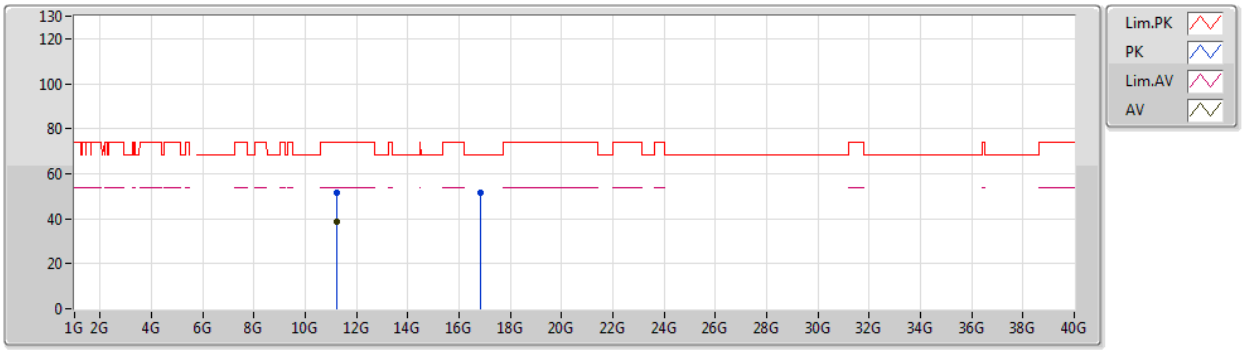

Type	Freq	Level	Limit	Margin	Factor	Dist	Condition	Azimuth	Height	Comment	Raw	AF	CL	PA
	(Hz)	(dBuV/m)	(dBuV/m)	(dB)	(dB)	(m)		(°)	(m)		(dBuV)	(dB)	(dB)	(dB)
AV	11.21712G	38.91	54.00	-15.09	-3.89	3	Horizontal	51	2.08	-	42.80	39.94	10.55	54.38
PK	11.23146G	51.34	74.00	-22.66	-3.90	3	Horizontal	51	2.08	-	55.24	39.92	10.56	54.38
PK	16.82646G	51.29	68.20	-16.91	0.86	3	Horizontal	318	1.25	-	50.43	39.50	13.79	52.43

802.11ax HEW80_Nss1,(MCS0)_1TX

5690MHz Straddle 5.47-5.725GHz_TX

12/02/2020

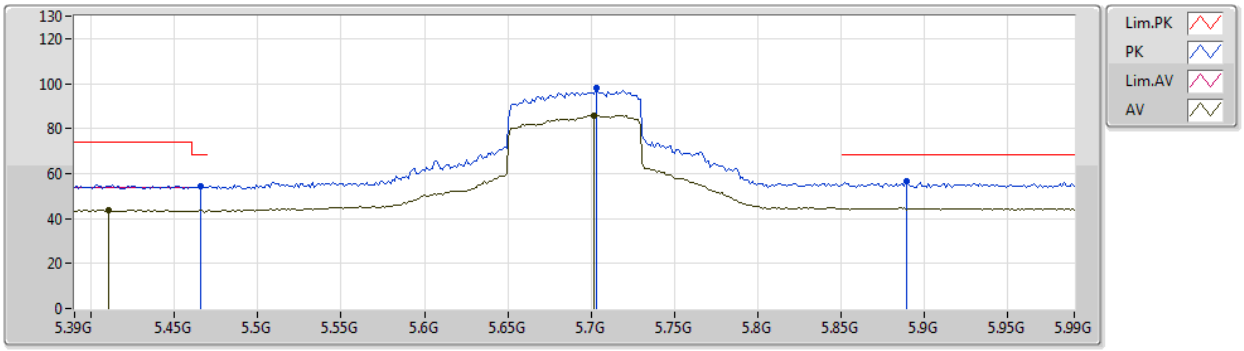

Type	Freq	Level	Limit	Margin	Factor	Dist	Condition	Azimuth	Height	Comment	Raw	AF	CL	PA
	(Hz)	(dBuV/m)	(dBuV/m)	(dB)	(dB)	(m)		(°)	(m)		(dBuV)	(dB)	(dB)	(dB)
AV	5.4104G	43.85	54.00	-10.15	5.32	3	Vertical	64	2.89	-	38.53	31.86	7.36	33.90
AV	5.702G	85.79	Inf	-Inf	5.84	3	Vertical	64	2.89	-	79.95	32.18	7.61	33.95
PK	5.4656G	54.26	68.20	-13.94	5.41	3	Vertical	64	2.89	-	48.85	31.89	7.43	33.91
PK	5.7032G	98.00	Inf	-Inf	5.84	3	Vertical	64	2.89	-	92.16	32.18	7.61	33.95
PK	5.8892G	56.36	68.20	-11.84	6.19	3	Vertical	64	2.89	-	50.17	32.44	7.73	33.98

802.11ax HEW80_Nss1,(MCS0)_1TX

5690MHz Straddle 5.47-5.725GHz_TX

12/02/2020

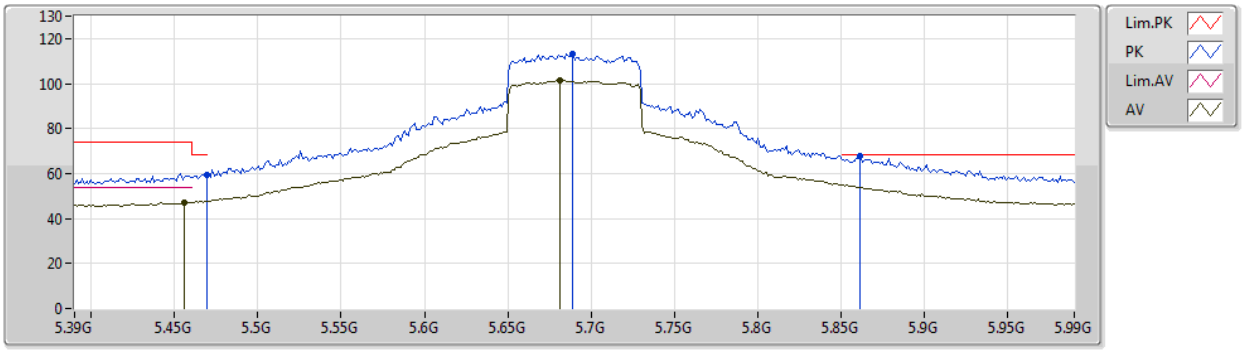

Type	Freq	Level	Limit	Margin	Factor	Dist	Condition	Azimuth	Height	Comment	Raw	AF	CL	PA
	(Hz)	(dBuV/m)	(dBuV/m)	(dB)	(dB)	(m)		(°)	(m)		(dBuV)	(dB)	(dB)	(dB)
AV	5.456G	47.08	54.00	-6.92	5.39	3	Horizontal	349	1.00	-	41.69	31.88	7.42	33.91
AV	5.6816G	101.47	Inf	-Inf	5.79	3	Horizontal	349	1.00	-	95.68	32.15	7.59	33.95
PK	5.4692G	59.43	68.20	-8.77	5.42	3	Horizontal	349	1.00	-	54.01	31.89	7.44	33.91
PK	5.6888G	113.26	Inf	-Inf	5.81	3	Horizontal	349	1.00	-	107.45	32.16	7.60	33.95
PK	5.8616G	67.65	68.20	-0.55	6.14	3	Horizontal	349	1.00	-	61.51	32.41	7.71	33.98

802.11ax HEW80_Nss1,(MCS0)_1TX

5690MHz Straddle 5.47-5.725GHz_TX

12/02/2020

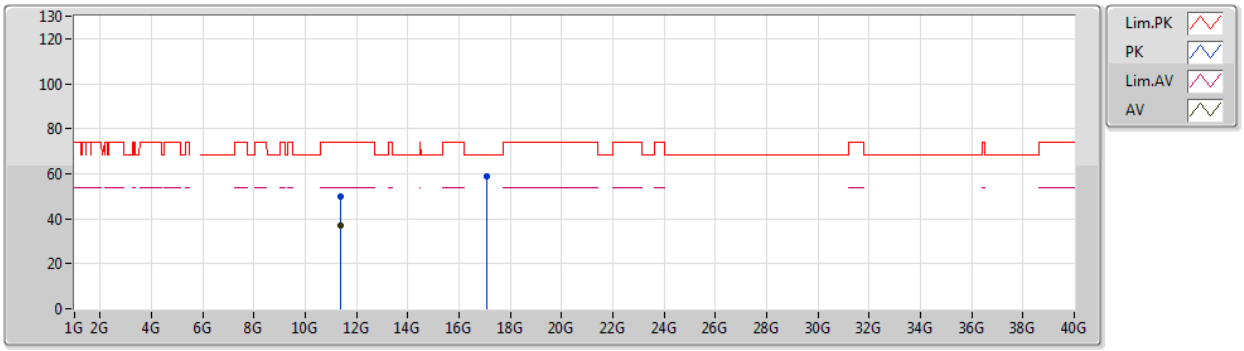

Type	Freq	Level	Limit	Margin	Factor	Dist	Condition	Azimuth	Height	Comment	Raw	AF	CL	PA
	(Hz)	(dBuV/m)	(dBuV/m)	(dB)	(dB)	(m)		(°)	(m)		(dBuV)	(dB)	(dB)	(dB)
AV	11.38216G	36.91	54.00	-17.09	-3.92	3	Vertical	226	1.49	-	40.83	39.74	10.63	54.29
PK	11.37562G	49.80	74.00	-24.20	-3.91	3	Vertical	226	1.49	-	53.71	39.75	10.63	54.29
PK	17.0733G	58.59	68.20	-9.61	1.75	3	Vertical	30	1.30	-	56.84	40.48	13.86	52.59

802.11ax HEW80_Nss1,(MCS0)_1TX

5690MHz Straddle 5.47-5.725GHz_TX

12/02/2020

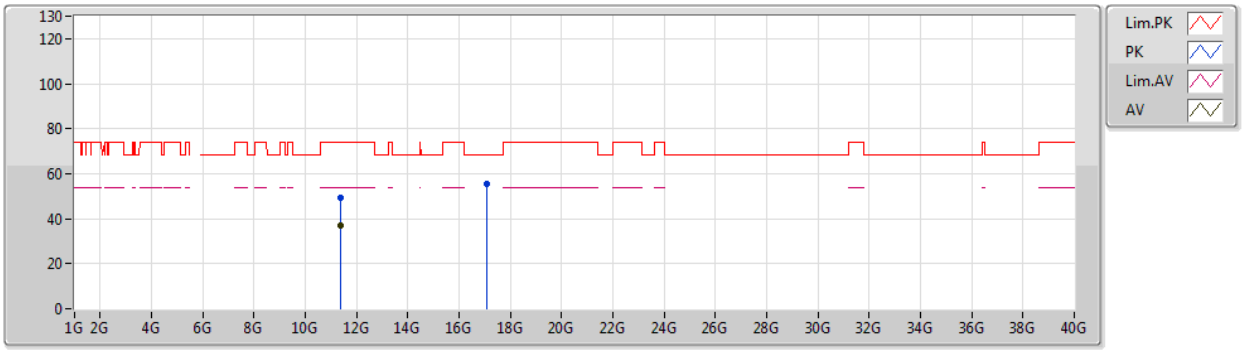

Type	Freq	Level	Limit	Margin	Factor	Dist	Condition	Azimuth	Height	Comment	Raw	AF	CL	PA
	(Hz)	(dBuV/m)	(dBuV/m)	(dB)	(dB)	(m)		(°)	(m)		(dBuV)	(dB)	(dB)	(dB)
AV	11.3857G	37.15	54.00	-16.85	-3.92	3	Horizontal	300	1.61	-	41.07	39.74	10.63	54.29
PK	11.38276G	49.50	74.00	-24.50	-3.92	3	Horizontal	300	1.61	-	53.42	39.74	10.63	54.29
PK	17.05752G	55.48	68.20	-12.72	1.66	3	Horizontal	54	1.50	-	53.82	40.38	13.86	52.58

802.11ax HEW80_Nss1,(MCS0)_1TX

5775MHz_TX

12/02/2020

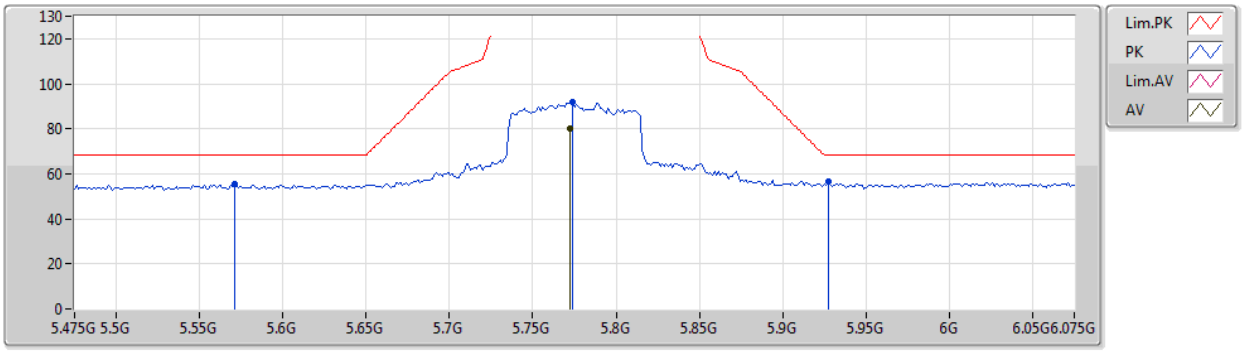

Type	Freq	Level	Limit	Margin	Factor	Dist	Condition	Azimuth	Height	Comment	Raw	AF	CL	PA
	(Hz)	(dBuV/m)	(dBuV/m)	(dB)	(dB)	(m)		(°)	(m)		(dBuV)	(dB)	(dB)	(dB)
AV	5.7726G	79.87	Inf	-Inf	5.97	3	Vertical	353	1.49	-	73.90	32.28	7.65	33.96
PK	5.571G	55.40	68.20	-12.80	5.59	3	Vertical	353	1.49	-	49.81	32.00	7.52	33.93
PK	5.7738G	92.01	Inf	-Inf	5.97	3	Vertical	353	1.49	-	86.04	32.28	7.65	33.96
PK	5.9274G	56.32	68.20	-11.88	6.26	3	Vertical	353	1.49	-	50.06	32.50	7.75	33.99

802.11ax HEW80_Nss1,(MCS0)_1TX

5775MHz_TX

12/02/2020

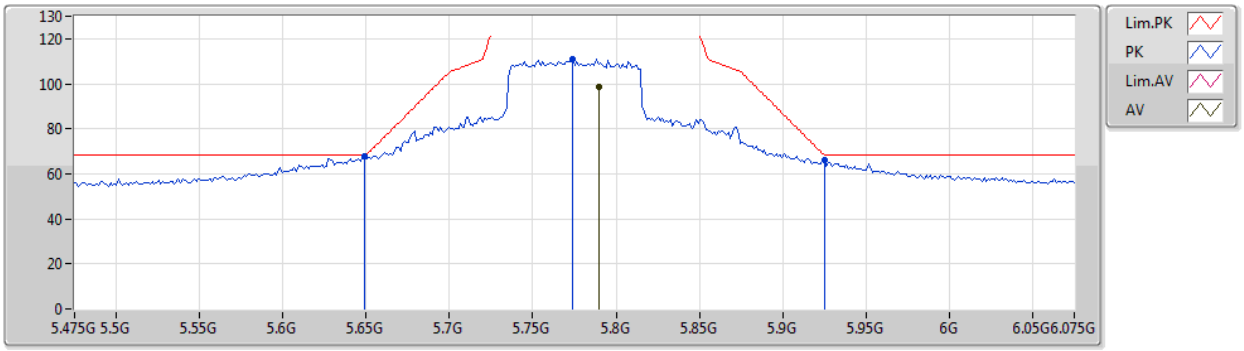

Type	Freq	Level	Limit	Margin	Factor	Dist	Condition	Azimuth	Height	Comment	Raw	AF	CL	PA
	(Hz)	(dBuV/m)	(dBuV/m)	(dB)	(dB)	(m)		(°)	(m)		(dBuV)	(dB)	(dB)	(dB)
AV	5.7894G	98.64	Inf	-Inf	6.00	3	Horizontal	360	2.15	-	92.64	32.31	7.66	33.97
PK	5.649G	67.70	68.20	-0.50	5.74	3	Horizontal	360	2.15	-	61.96	32.11	7.57	33.94
PK	5.7738G	110.84	Inf	-Inf	5.97	3	Horizontal	360	2.15	-	104.87	32.28	7.65	33.96
PK	5.925G	65.99	68.20	-2.21	6.27	3	Horizontal	360	2.15	-	59.72	32.50	7.75	33.98

802.11ax HEW80_Nss1,(MCS0)_1TX

5775MHz_TX

12/02/2020

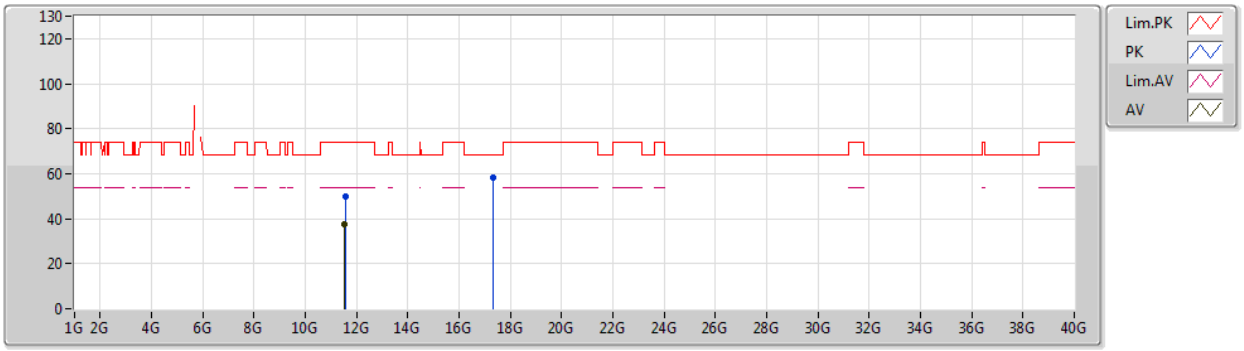

Type	Freq	Level	Limit	Margin	Factor	Dist	Condition	Azimuth	Height	Comment	Raw	AF	CL	PA
	(Hz)	(dBuV/m)	(dBuV/m)	(dB)	(dB)	(m)		(°)	(m)		(dBuV)	(dB)	(dB)	(dB)
AV	11.54166G	37.81	54.00	-16.19	-3.92	3	Vertical	24	2.01	-	41.73	39.55	10.71	54.18
PK	11.56104G	49.94	74.00	-24.06	-3.90	3	Vertical	24	2.01	-	53.84	39.53	10.72	54.15
PK	17.33748G	58.24	68.20	-9.96	3.40	3	Vertical	330	1.59	-	54.84	42.23	13.93	52.76

802.11ax HEW80_Nss1,(MCS0)_1TX

12/02/2020

5775MHz_TX

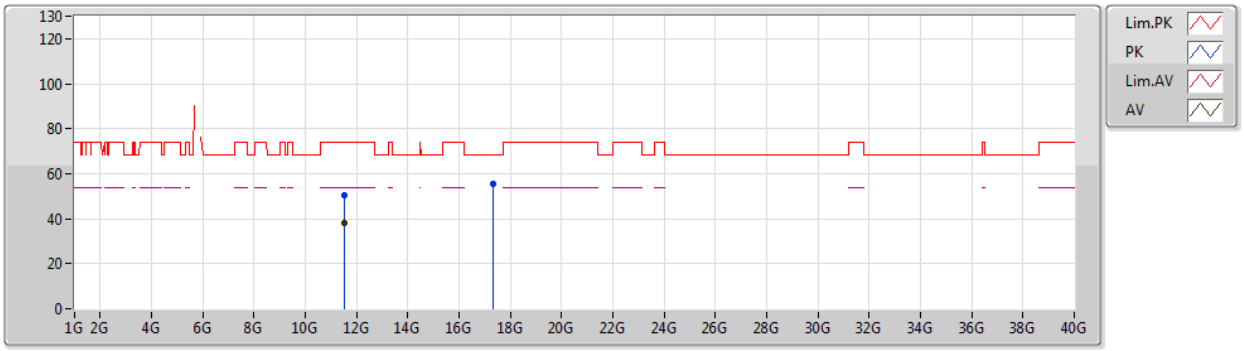

Type	Freq	Level	Limit	Margin	Factor	Dist	Condition	Azimuth	Height	Comment	Raw	AF	CL	PA
	(Hz)	(dBuV/m)	(dBuV/m)	(dB)	(dB)	(m)		(°)	(m)		(dBuV)	(dB)	(dB)	(dB)
AV	11.5395G	37.99	54.00	-16.01	-3.92	3	Horizontal	19	1.49	-	41.91	39.55	10.71	54.18
PK	11.54424G	50.59	74.00	-23.41	-3.91	3	Horizontal	19	1.49	-	54.50	39.55	10.71	54.17
PK	17.33172G	55.53	68.20	-12.67	3.37	3	Horizontal	301	1.48	-	52.16	42.19	13.93	52.75

Summary

Mode	Result	Type	Freq (Hz)	Level (dBuV/m)	Limit (dBuV/m)	Margin (dB)	Dist (m)	Condition	Azimuth (°)	Height (m)	Comments
5.725-5.85GHz	-	-	-	-	-	-	-	-	-	-	-
802.11ax HEW80_Nss1,(MCS0)_1TX	Pass	PK	875.84M	42.95	46.00	-3.05	3	Vertical	360	1.00	-

Result

Mode	Result	Type	Freq (Hz)	Level (dBuV/m)	Limit (dBuV/m)	Margin (dB)	Dist (m)	Condition	Azimuth (°)	Height (m)	Comments
802.11ax HEW80_Nss1,(MCS0)_1TX	-	-	-	-	-	-	-	-	-	-	-
5775MHz	Pass	PK	154.16M	27.08	43.50	-16.42	3	Vertical	360	1.00	-
5775MHz	Pass	PK	375.32M	32.41	46.00	-13.59	3	Vertical	360	1.00	-
5775MHz	Pass	PK	499.48M	37.27	46.00	-8.73	3	Vertical	360	1.00	-
5775MHz	Pass	PK	875.84M	42.95	46.00	-3.05	3	Vertical	360	1.00	-
5775MHz	Pass	QP	39.7M	36.56	40.00	-3.44	-	Vertical	360	1.00	-
5775MHz	Pass	QP	49.4M	36.74	40.00	-3.26	-	Vertical	360	1.00	-
5775MHz	Pass	PK	101.78M	29.33	43.50	-14.17	3	Horizontal	0	1.00	-
5775MHz	Pass	PK	260.86M	26.07	46.00	-19.93	3	Horizontal	0	1.00	-
5775MHz	Pass	PK	499.48M	38.64	46.00	-7.36	3	Horizontal	0	1.00	-
5775MHz	Pass	PK	625.58M	34.87	46.00	-11.13	3	Horizontal	0	1.00	-
5775MHz	Pass	PK	875.84M	40.70	46.00	-5.30	3	Horizontal	0	1.00	-
5775MHz	Pass	QP	39.7M	36.62	40.00	-3.38	3	Horizontal	0	1.00	-

802.11ax HEW80_Nss1,(MCS0)_1TX

5775MHz_PoE

17/02/2020

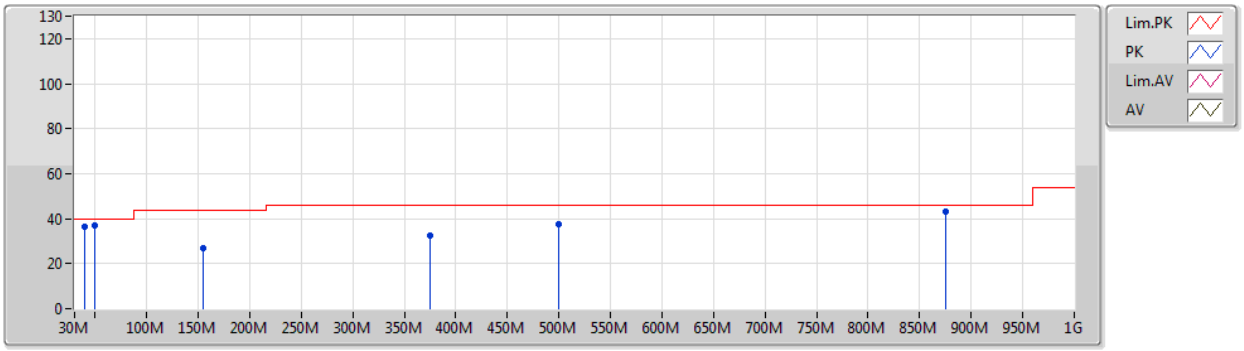

Type	Freq	Level	Limit	Margin	Factor	Dist	Condition	Azimuth	Height	Comment	Raw	AF	CL	PA
	(Hz)	(dBuV/m)	(dBuV/m)	(dB)	(dB)	(m)		(°)	(m)		(dBuV)	(dB)	(dB)	(dB)
PK	154.16M	27.08	43.50	-16.42	-10.36	3	Vertical	360	1.00	-	37.44	15.37	1.88	27.61
PK	375.32M	32.41	46.00	-13.59	-4.58	3	Vertical	360	1.00	-	36.99	19.95	3.15	27.68
PK	499.48M	37.27	46.00	-8.73	-2.39	3	Vertical	360	1.00	-	39.66	22.71	3.31	28.41
PK	875.84M	42.95	46.00	-3.05	1.79	3	Vertical	360	1.00	-	41.16	25.36	4.30	27.87
QP	39.7M	36.56	40.00	-3.44	-9.60	-	Vertical	360	1.00	-	46.16	17.44	0.64	27.68
QP	49.4M	36.74	40.00	-3.26	-13.46	-	Vertical	360	1.00	-	50.20	13.40	0.83	27.69

802.11ax HEW80_Nss1,(MCS0)_1TX

5775MHz_PoE

17/02/2020

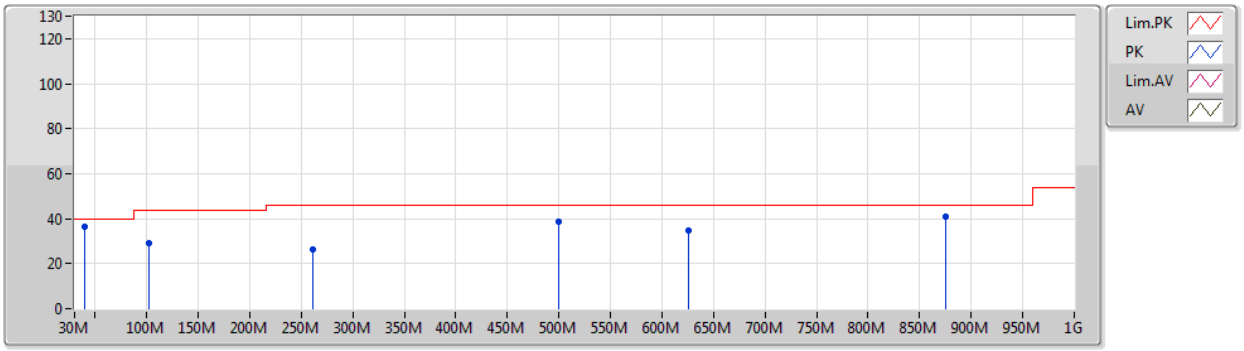

Type	Freq	Level	Limit	Margin	Factor	Dist	Condition	Azimuth	Height	Comment	Raw	AF	CL	PA
	(Hz)	(dBuV/m)	(dBuV/m)	(dB)	(dB)	(m)		(°)	(m)		(dBuV)	(dB)	(dB)	(dB)
PK	101.78M	29.33	43.50	-14.17	-10.13	3	Horizontal	0	1.00	-	39.46	16.14	1.49	27.76
PK	260.86M	26.07	46.00	-19.93	-5.78	3	Horizontal	0	1.00	-	31.85	18.64	2.76	27.18
PK	499.48M	38.64	46.00	-7.36	-2.39	3	Horizontal	0	1.00	-	41.03	22.71	3.31	28.41
PK	625.58M	34.87	46.00	-11.13	-0.67	3	Horizontal	0	1.00	-	35.54	24.12	3.74	28.53
PK	875.84M	40.70	46.00	-5.30	1.79	3	Horizontal	0	1.00	-	38.91	25.36	4.30	27.87
QP	39.7M	36.62	40.00	-3.38	-9.60	3	Horizontal	0	1.00	-	46.22	17.44	0.64	27.68

Summary

Mode	Result	Type	Freq (Hz)	Level (dBuV/m)	Limit (dBuV/m)	Margin (dB)	Dist (m)	Condition	Azimuth (°)	Height (m)	Comments
5.15-5.25GHz	-	-	-	-	-	-	-	-	-	-	-
802.11a_Nss1,(6Mbps)_2TX	Pass	PK	5.1494G	73.81	74.00	-0.19	3	Horizontal	356	2.16	-
802.11ax HEW20_Nss2,(MCS0)_2TX	Pass	AV	5.1494G	53.91	54.00	-0.09	3	Horizontal	3	1.16	-
802.11ax HEW40_Nss2,(MCS0)_2TX	Pass	AV	5.146G	53.96	54.00	-0.04	3	Horizontal	1	1.21	-
802.11ax HEW80_Nss2,(MCS0)_2TX	Pass	AV	5.149G	53.95	54.00	-0.05	3	Horizontal	6	1.05	-
5.25-5.35GHz	-	-	-	-	-	-	-	-	-	-	-
802.11a_Nss1,(6Mbps)_2TX	Pass	AV	5.35G	53.85	54.00	-0.15	3	Horizontal	360	1.19	-
802.11ax HEW20_Nss2,(MCS0)_2TX	Pass	AV	5.35G	53.85	54.00	-0.15	3	Horizontal	1	1.01	-
802.11ax HEW40_Nss2,(MCS0)_2TX	Pass	PK	5.352G	73.75	74.00	-0.25	3	Horizontal	10	1.49	-
802.11ax HEW80_Nss2,(MCS0)_2TX	Pass	AV	5.35G	53.87	54.00	-0.13	3	Horizontal	7	1.00	-
5.47-5.725GHz	-	-	-	-	-	-	-	-	-	-	-
802.11a_Nss1,(6Mbps)_2TX	Pass	PK	5.4688G	67.85	68.20	-0.35	3	Horizontal	353	1.00	-
802.11ax HEW20_Nss2,(MCS0)_2TX	Pass	PK	5.4676G	68.09	68.20	-0.11	3	Horizontal	5	1.89	-
802.11ax HEW40_Nss2,(MCS0)_2TX	Pass	PK	5.4698G	68.14	68.20	-0.06	3	Horizontal	351	1.00	-
802.11ax HEW80_Nss2,(MCS0)_2TX	Pass	AV	5.459G	53.65	54.00	-0.35	3	Horizontal	354	1.19	-
5.725-5.85GHz	-	-	-	-	-	-	-	-	-	-	-
802.11a_Nss1,(6Mbps)_2TX	Pass	PK	17.23908G	68.08	68.20	-0.12	3	Vertical	334	1.48	-
802.11ax HEW20_Nss2,(MCS0)_2TX	Pass	PK	17.35068G	68.09	68.20	-0.11	3	Horizontal	263	1.66	-
802.11ax HEW40_Nss2,(MCS0)_2TX	Pass	PK	5.9258G	67.92	68.20	-0.28	3	Horizontal	0	2.06	-
802.11ax HEW80_Nss2,(MCS0)_2TX	Pass	PK	5.6514G	68.81	69.24	-0.43	3	Horizontal	360	2.09	-

Result

Mode	Result	Type	Freq (Hz)	Level (dBuV/m)	Limit (dBuV/m)	Margin (dB)	Dist (m)	Condition	Azimuth (°)	Height (m)	Comments
802.11a_Nss1,(6Mbps)_2TX	-	-	-	-	-	-	-	-	-	-	-
5180MHz	Pass	AV	5.15G	43.33	54.00	-10.67	3	Vertical	318	2.72	-
5180MHz	Pass	AV	5.1764G	92.16	Inf	-Inf	3	Vertical	318	2.72	-
5180MHz	Pass	PK	5.1248G	56.28	74.00	-17.72	3	Vertical	318	2.72	-
5180MHz	Pass	PK	5.1764G	101.48	Inf	-Inf	3	Vertical	318	2.72	-
5180MHz	Pass	PK	5.1494G	73.81	74.00	-0.19	3	Horizontal	356	2.16	-
5180MHz	Pass	AV	5.1494G	49.06	54.00	-4.94	3	Horizontal	356	2.16	-
5180MHz	Pass	PK	5.1836G	116.50	Inf	-Inf	3	Horizontal	356	2.16	-
5180MHz	Pass	AV	5.1842G	107.46	Inf	-Inf	3	Horizontal	356	2.16	-
5180MHz	Pass	AV	15.5274G	39.28	54.00	-14.72	3	Vertical	14	2.27	-
5180MHz	Pass	PK	10.36564G	51.13	68.20	-17.07	3	Vertical	283	1.51	-
5180MHz	Pass	PK	15.54072G	52.34	74.00	-21.66	3	Vertical	14	2.27	-
5180MHz	Pass	AV	15.52776G	39.45	54.00	-14.55	3	Horizontal	342	1.49	-
5180MHz	Pass	PK	10.37398G	51.59	68.20	-16.61	3	Horizontal	10	2.45	-
5180MHz	Pass	PK	15.5529G	52.44	74.00	-21.56	3	Horizontal	342	1.49	-
5200MHz	Pass	AV	5.1496G	44.50	54.00	-9.50	3	Vertical	13	2.90	-
5200MHz	Pass	AV	5.206G	100.27	Inf	-Inf	3	Vertical	13	2.90	-
5200MHz	Pass	AV	5.35G	43.46	54.00	-10.54	3	Vertical	13	2.90	-
5200MHz	Pass	PK	5.1484G	58.75	74.00	-15.25	3	Vertical	13	2.90	-
5200MHz	Pass	PK	5.2054G	109.82	Inf	-Inf	3	Vertical	13	2.90	-
5200MHz	Pass	PK	5.35G	54.35	74.00	-19.65	3	Vertical	13	2.90	-
5200MHz	Pass	AV	5.1484G	53.60	54.00	-0.40	3	Horizontal	0	1.14	-
5200MHz	Pass	AV	5.2042G	112.62	Inf	-Inf	3	Horizontal	0	1.14	-
5200MHz	Pass	AV	5.35G	47.00	54.00	-7.00	3	Horizontal	0	1.14	-
5200MHz	Pass	PK	5.149G	72.08	74.00	-1.92	3	Horizontal	0	1.14	-
5200MHz	Pass	PK	5.2048G	122.24	Inf	-Inf	3	Horizontal	0	1.14	-
5200MHz	Pass	PK	5.35G	58.00	74.00	-16.00	3	Horizontal	0	1.14	-
5200MHz	Pass	AV	15.6015G	42.43	54.00	-11.57	3	Vertical	332	1.62	-
5200MHz	Pass	PK	10.3853G	51.61	68.20	-16.59	3	Vertical	262	1.24	-
5200MHz	Pass	PK	15.6006G	56.67	74.00	-17.33	3	Vertical	332	1.62	-
5200MHz	Pass	AV	15.6015G	42.60	54.00	-11.40	3	Horizontal	41	1.43	-
5200MHz	Pass	PK	10.40414G	51.78	68.20	-16.42	3	Horizontal	285	1.80	-
5200MHz	Pass	PK	15.5934G	56.60	74.00	-17.40	3	Horizontal	41	1.43	-
5240MHz	Pass	AV	5.1344G	43.60	54.00	-10.40	3	Vertical	58	2.87	-
5240MHz	Pass	AV	5.2352G	100.42	Inf	-Inf	3	Vertical	58	2.87	-
5240MHz	Pass	AV	5.35G	43.56	54.00	-10.44	3	Vertical	58	2.87	-
5240MHz	Pass	PK	5.1236G	56.00	74.00	-18.00	3	Vertical	58	2.87	-
5240MHz	Pass	PK	5.2352G	110.71	Inf	-Inf	3	Vertical	58	2.87	-
5240MHz	Pass	PK	5.3816G	55.81	74.00	-18.19	3	Vertical	58	2.87	-
5240MHz	Pass	AV	5.144G	51.56	54.00	-2.44	3	Horizontal	0	1.28	-
5240MHz	Pass	AV	5.2442G	113.49	Inf	-Inf	3	Horizontal	0	1.28	-
5240MHz	Pass	AV	5.3522G	48.57	54.00	-5.43	3	Horizontal	0	1.28	-
5240MHz	Pass	PK	5.1494G	64.54	74.00	-9.46	3	Horizontal	0	1.28	-
5240MHz	Pass	PK	5.2436G	123.54	Inf	-Inf	3	Horizontal	0	1.28	-
5240MHz	Pass	PK	5.3564G	60.41	74.00	-13.59	3	Horizontal	0	1.28	-
5240MHz	Pass	AV	15.72144G	45.60	54.00	-8.40	3	Vertical	331	1.43	-
5240MHz	Pass	PK	10.47262G	53.67	68.20	-14.53	3	Vertical	360	1.48	-
5240MHz	Pass	PK	15.71334G	59.37	74.00	-14.63	3	Vertical	331	1.43	-

Level (dBuV/m) = Raw(Read Level) + AF(Antenna Factor) + CL(Cable Loss) - PA(Preamp Factor)

Mode	Result	Type	Freq (Hz)	Level (dBuV/m)	Limit (dBuV/m)	Margin (dB)	Dist (m)	Condition	Azimuth (°)	Height (m)	Comments
5240MHz	Pass	AV	15.72132G	44.08	54.00	-9.92	3	Horizontal	40	1.49	-
5240MHz	Pass	PK	10.47454G	53.45	68.20	-14.75	3	Horizontal	340	1.58	-
5240MHz	Pass	PK	15.71382G	57.95	74.00	-16.05	3	Horizontal	40	1.49	-
5260MHz	Pass	AV	5.1208G	43.36	54.00	-10.64	3	Vertical	55	2.85	-
5260MHz	Pass	AV	5.2552G	99.60	Inf	-Inf	3	Vertical	55	2.85	-
5260MHz	Pass	AV	5.3542G	43.81	54.00	-10.19	3	Vertical	55	2.85	-
5260MHz	Pass	PK	5.1358G	55.62	74.00	-18.38	3	Vertical	55	2.85	-
5260MHz	Pass	PK	5.2648G	109.54	Inf	-Inf	3	Vertical	55	2.85	-
5260MHz	Pass	PK	5.362G	57.08	74.00	-16.92	3	Vertical	55	2.85	-
5260MHz	Pass	AV	5.149G	47.71	54.00	-6.29	3	Horizontal	14	1.48	-
5260MHz	Pass	AV	5.2624G	113.08	Inf	-Inf	3	Horizontal	14	1.48	-
5260MHz	Pass	AV	5.3626G	51.21	54.00	-2.79	3	Horizontal	14	1.48	-
5260MHz	Pass	PK	5.1262G	59.77	74.00	-14.23	3	Horizontal	14	1.48	-
5260MHz	Pass	PK	5.2576G	122.57	Inf	-Inf	3	Horizontal	14	1.48	-
5260MHz	Pass	PK	5.356G	62.48	74.00	-11.52	3	Horizontal	14	1.48	-
5260MHz	Pass	AV	15.78042G	42.81	54.00	-11.19	3	Vertical	319	1.48	-
5260MHz	Pass	PK	10.5194G	57.45	68.20	-10.75	3	Vertical	357	1.49	-
5260MHz	Pass	PK	15.78036G	56.39	74.00	-17.61	3	Vertical	319	1.48	-
5260MHz	Pass	AV	15.78024G	40.57	54.00	-13.43	3	Horizontal	40	1.49	-
5260MHz	Pass	PK	10.51376G	56.06	68.20	-12.14	3	Horizontal	259	1.09	-
5260MHz	Pass	PK	15.77952G	54.46	74.00	-19.54	3	Horizontal	40	1.49	-
5300MHz	Pass	AV	5.15G	43.18	54.00	-10.82	3	Vertical	57	2.94	-
5300MHz	Pass	AV	5.3042G	97.82	Inf	-Inf	3	Vertical	57	2.94	-
5300MHz	Pass	AV	5.3528G	44.24	54.00	-9.76	3	Vertical	57	2.94	-
5300MHz	Pass	PK	5.15G	54.68	74.00	-19.32	3	Vertical	57	2.94	-
5300MHz	Pass	PK	5.3048G	107.37	Inf	-Inf	3	Vertical	57	2.94	-
5300MHz	Pass	PK	5.3528G	59.65	74.00	-14.35	3	Vertical	57	2.94	-
5300MHz	Pass	AV	5.15G	46.25	54.00	-7.75	3	Horizontal	360	1.19	-
5300MHz	Pass	AV	5.3042G	111.94	Inf	-Inf	3	Horizontal	360	1.19	-
5300MHz	Pass	AV	5.35G	53.85	54.00	-0.15	3	Horizontal	360	1.19	-
5300MHz	Pass	PK	5.15G	57.77	74.00	-16.23	3	Horizontal	360	1.19	-
5300MHz	Pass	PK	5.2988G	121.23	Inf	-Inf	3	Horizontal	360	1.19	-
5300MHz	Pass	PK	5.35G	73.60	74.00	-0.40	3	Horizontal	360	1.19	-
5300MHz	Pass	AV	10.60582G	37.34	54.00	-16.66	3	Vertical	241	1.49	-
5300MHz	Pass	AV	15.90096G	39.81	54.00	-14.19	3	Vertical	331	1.57	-
5300MHz	Pass	PK	10.5967G	50.62	68.20	-17.58	3	Vertical	241	1.49	-
5300MHz	Pass	PK	15.90138G	53.78	74.00	-20.22	3	Vertical	331	1.57	-
5300MHz	Pass	AV	10.60384G	37.51	54.00	-16.49	3	Horizontal	360	1.48	-
5300MHz	Pass	AV	15.90108G	40.03	54.00	-13.97	3	Horizontal	7	1.49	-
5300MHz	Pass	PK	10.60786G	51.42	74.00	-22.58	3	Horizontal	360	1.48	-
5300MHz	Pass	PK	15.90162G	53.85	74.00	-20.15	3	Horizontal	7	1.49	-
5320MHz	Pass	AV	5.3146G	94.39	Inf	-Inf	3	Vertical	55	2.97	-
5320MHz	Pass	AV	5.35G	44.21	54.00	-9.79	3	Vertical	55	2.97	-
5320MHz	Pass	PK	5.3146G	104.02	Inf	-Inf	3	Vertical	55	2.97	-
5320MHz	Pass	PK	5.35G	58.28	74.00	-15.72	3	Vertical	55	2.97	-
5320MHz	Pass	AV	5.3242G	108.69	Inf	-Inf	3	Horizontal	360	1.19	-
5320MHz	Pass	AV	5.35G	53.32	54.00	-0.68	3	Horizontal	360	1.19	-
5320MHz	Pass	PK	5.3188G	117.57	Inf	-Inf	3	Horizontal	360	1.19	-
5320MHz	Pass	PK	5.35G	73.53	74.00	-0.47	3	Horizontal	360	1.19	-

Remark :

Level (dBuV/m) = Raw(Read Level) + AF(Antenna Factor) + CL(Cable Loss) - PA(Preamp Factor)

Mode	Result	Type	Freq (Hz)	Level (dBuV/m)	Limit (dBuV/m)	Margin (dB)	Dist (m)	Condition	Azimuth (°)	Height (m)	Comments
5320MHz	Pass	AV	10.65404G	37.40	54.00	-16.60	3	Vertical	360	1.14	-
5320MHz	Pass	AV	15.96078G	37.59	54.00	-16.41	3	Vertical	360	1.37	-
5320MHz	Pass	PK	10.65428G	51.68	74.00	-22.32	3	Vertical	360	1.14	-
5320MHz	Pass	PK	15.9651G	51.38	74.00	-22.62	3	Vertical	360	1.37	-
5320MHz	Pass	AV	10.652G	37.69	54.00	-16.31	3	Horizontal	328	1.00	-
5320MHz	Pass	AV	15.95226G	37.48	54.00	-16.52	3	Horizontal	141	1.49	-
5320MHz	Pass	PK	10.65476G	50.49	74.00	-23.51	3	Horizontal	328	1.00	-
5320MHz	Pass	PK	15.9651G	50.89	74.00	-23.11	3	Horizontal	141	1.49	-
5500MHz	Pass	AV	5.4124G	44.30	54.00	-9.70	3	Vertical	18	2.65	-
5500MHz	Pass	AV	5.5018G	89.14	Inf	-Inf	3	Vertical	18	2.65	-
5500MHz	Pass	PK	5.4646G	56.36	68.20	-11.84	3	Vertical	18	2.65	-
5500MHz	Pass	PK	5.5024G	99.33	Inf	-Inf	3	Vertical	18	2.65	-
5500MHz	Pass	AV	5.4442G	45.91	54.00	-8.09	3	Horizontal	353	1.00	-
5500MHz	Pass	AV	5.5042G	102.70	Inf	-Inf	3	Horizontal	353	1.00	-
5500MHz	Pass	PK	5.4688G	67.85	68.20	-0.35	3	Horizontal	353	1.00	-
5500MHz	Pass	PK	5.5024G	112.85	Inf	-Inf	3	Horizontal	353	1.00	-
5500MHz	Pass	AV	10.99808G	38.85	54.00	-15.15	3	Vertical	57	1.25	-
5500MHz	Pass	PK	11.00006G	51.91	74.00	-22.09	3	Vertical	57	1.25	-
5500MHz	Pass	PK	16.4868G	54.60	68.20	-13.60	3	Vertical	248	1.35	-
5500MHz	Pass	AV	11.0003G	38.75	54.00	-15.25	3	Horizontal	13	1.33	-
5500MHz	Pass	PK	10.9934G	52.37	74.00	-21.63	3	Horizontal	13	1.33	-
5500MHz	Pass	PK	16.49394G	54.90	68.20	-13.30	3	Horizontal	339	2.17	-
5580MHz	Pass	AV	5.4528G	44.22	54.00	-9.78	3	Vertical	15	2.83	-
5580MHz	Pass	AV	5.586G	96.47	Inf	-Inf	3	Vertical	15	2.83	-
5580MHz	Pass	PK	5.469G	56.47	68.20	-11.73	3	Vertical	15	2.83	-
5580MHz	Pass	PK	5.5824G	106.35	Inf	-Inf	3	Vertical	15	2.83	-
5580MHz	Pass	PK	5.7252G	56.64	68.20	-11.56	3	Vertical	15	2.83	-
5580MHz	Pass	AV	5.43G	46.58	54.00	-7.42	3	Horizontal	7	1.20	-
5580MHz	Pass	AV	5.5818G	109.15	Inf	-Inf	3	Horizontal	7	1.20	-
5580MHz	Pass	PK	5.4678G	58.73	68.20	-9.47	3	Horizontal	7	1.20	-
5580MHz	Pass	PK	5.5818G	119.43	Inf	-Inf	3	Horizontal	7	1.20	-
5580MHz	Pass	PK	5.727G	59.38	68.20	-8.82	3	Horizontal	7	1.20	-
5580MHz	Pass	AV	11.16252G	40.00	54.00	-14.00	3	Vertical	356	2.51	-
5580MHz	Pass	PK	11.1636G	53.07	74.00	-20.93	3	Vertical	356	2.51	-
5580MHz	Pass	PK	16.74408G	63.71	68.20	-4.49	3	Vertical	32	1.37	-
5580MHz	Pass	AV	11.16048G	40.33	54.00	-13.67	3	Horizontal	329	1.35	-
5580MHz	Pass	PK	11.1555G	53.83	74.00	-20.17	3	Horizontal	329	1.35	-
5580MHz	Pass	PK	16.73946G	63.64	68.20	-4.56	3	Horizontal	70	1.41	-
5700MHz	Pass	AV	5.7042G	89.14	Inf	-Inf	3	Vertical	22	2.74	-
5700MHz	Pass	PK	5.7024G	99.44	Inf	-Inf	3	Vertical	22	2.74	-
5700MHz	Pass	PK	5.7984G	57.10	68.20	-11.10	3	Vertical	22	2.74	-
5700MHz	Pass	AV	5.7042G	101.99	Inf	-Inf	3	Horizontal	351	1.00	-
5700MHz	Pass	PK	5.7024G	112.45	Inf	-Inf	3	Horizontal	351	1.00	-
5700MHz	Pass	PK	5.7252G	66.39	68.20	-1.81	3	Horizontal	351	1.00	-
5700MHz	Pass	AV	11.40594G	38.08	54.00	-15.92	3	Vertical	164	1.20	-
5700MHz	Pass	PK	11.39622G	50.91	74.00	-23.09	3	Vertical	164	1.20	-
5700MHz	Pass	PK	17.0862G	53.94	68.20	-14.26	3	Vertical	6	1.32	-
5700MHz	Pass	AV	11.4048G	38.16	54.00	-15.84	3	Horizontal	202	2.20	-
5700MHz	Pass	PK	11.3868G	51.48	74.00	-22.52	3	Horizontal	202	2.20	-

Remark :

Level (dBuV/m) = Raw(Read Level) + AF(Antenna Factor) + CL(Cable Loss) - PA(Preamp Factor)

Mode	Result	Type	Freq (Hz)	Level (dBuV/m)	Limit (dBuV/m)	Margin (dB)	Dist (m)	Condition	Azimuth (°)	Height (m)	Comments
5700MHz	Pass	PK	17.10006G	54.45	68.20	-13.75	3	Horizontal	226	1.94	-
5720MHz Straddle 5.47-5.725GHz	Pass	AV	5.4404G	44.26	54.00	-9.74	3	Vertical	20	2.74	-
5720MHz Straddle 5.47-5.725GHz	Pass	AV	5.7176G	95.75	Inf	-Inf	3	Vertical	20	2.74	-
5720MHz Straddle 5.47-5.725GHz	Pass	PK	5.462G	57.48	68.20	-10.72	3	Vertical	20	2.74	-
5720MHz Straddle 5.47-5.725GHz	Pass	PK	5.7224G	105.85	Inf	-Inf	3	Vertical	20	2.74	-
5720MHz Straddle 5.47-5.725GHz	Pass	PK	5.9156G	57.69	68.20	-10.51	3	Vertical	20	2.74	-
5720MHz Straddle 5.47-5.725GHz	Pass	AV	5.426G	46.11	54.00	-7.89	3	Horizontal	351	1.20	-
5720MHz Straddle 5.47-5.725GHz	Pass	AV	5.7236G	108.72	Inf	-Inf	3	Horizontal	351	1.20	-
5720MHz Straddle 5.47-5.725GHz	Pass	PK	5.4692G	57.26	68.20	-10.94	3	Horizontal	351	1.20	-
5720MHz Straddle 5.47-5.725GHz	Pass	PK	5.7248G	118.40	Inf	-Inf	3	Horizontal	351	1.20	-
5720MHz Straddle 5.47-5.725GHz	Pass	PK	5.9084G	59.23	68.20	-8.97	3	Horizontal	351	1.20	-
5720MHz Straddle 5.47-5.725GHz	Pass	AV	11.43952G	41.16	54.00	-12.84	3	Vertical	11	1.32	-
5720MHz Straddle 5.47-5.725GHz	Pass	PK	11.44504G	54.16	74.00	-19.84	3	Vertical	11	1.32	-
5720MHz Straddle 5.47-5.725GHz	Pass	PK	17.1606G	67.48	68.20	-0.72	3	Vertical	34	1.45	-
5720MHz Straddle 5.47-5.725GHz	Pass	AV	11.4391G	40.73	54.00	-13.27	3	Horizontal	267	1.49	-
5720MHz Straddle 5.47-5.725GHz	Pass	PK	11.43772G	54.17	74.00	-19.83	3	Horizontal	267	1.49	-
5720MHz Straddle 5.47-5.725GHz	Pass	PK	17.15952G	67.74	68.20	-0.46	3	Horizontal	57	1.57	-
5745MHz	Pass	AV	5.4522G	44.01	54.00	-9.99	3	Vertical	39	2.83	-
5745MHz	Pass	AV	5.7474G	91.97	Inf	-Inf	3	Vertical	39	2.83	-
5745MHz	Pass	PK	5.6502G	56.70	68.35	-11.65	3	Vertical	39	2.83	-
5745MHz	Pass	PK	5.7462G	102.08	Inf	-Inf	3	Vertical	39	2.83	-
5745MHz	Pass	PK	5.9262G	57.09	68.20	-11.11	3	Vertical	39	2.83	-
5745MHz	Pass	AV	5.4462G	45.99	54.00	-8.01	3	Horizontal	350	1.11	-
5745MHz	Pass	AV	5.7438G	108.50	Inf	-Inf	3	Horizontal	350	1.11	-
5745MHz	Pass	PK	5.6454G	62.23	68.20	-5.97	3	Horizontal	350	1.11	-
5745MHz	Pass	PK	5.7474G	118.58	Inf	-Inf	3	Horizontal	350	1.11	-
5745MHz	Pass	PK	5.9334G	60.14	68.20	-8.06	3	Horizontal	350	1.11	-
5745MHz	Pass	AV	11.49132G	41.87	54.00	-12.13	3	Vertical	12	1.33	-
5745MHz	Pass	PK	11.48754G	55.08	74.00	-18.92	3	Vertical	12	1.33	-
5745MHz	Pass	PK	17.23908G	68.08	68.20	-0.12	3	Vertical	334	1.48	-
5745MHz	Pass	AV	11.49228G	41.65	54.00	-12.35	3	Horizontal	263	1.50	-
5745MHz	Pass	PK	11.49114G	54.70	74.00	-19.30	3	Horizontal	263	1.50	-
5745MHz	Pass	PK	17.23914G	68.01	68.20	-0.19	3	Horizontal	337	1.58	-
5785MHz	Pass	AV	5.7886G	92.70	Inf	-Inf	3	Vertical	22	2.81	-
5785MHz	Pass	PK	5.545G	56.82	68.20	-11.38	3	Vertical	22	2.81	-
5785MHz	Pass	PK	5.7874G	102.67	Inf	-Inf	3	Vertical	22	2.81	-
5785MHz	Pass	PK	5.9458G	56.96	68.20	-11.24	3	Vertical	22	2.81	-
5785MHz	Pass	AV	5.7886G	106.04	Inf	-Inf	3	Horizontal	358	1.00	-
5785MHz	Pass	PK	5.641G	58.59	68.20	-9.61	3	Horizontal	358	1.00	-
5785MHz	Pass	PK	5.7802G	115.35	Inf	-Inf	3	Horizontal	358	1.00	-
5785MHz	Pass	PK	5.989G	58.90	68.20	-9.30	3	Horizontal	358	1.00	-
5785MHz	Pass	AV	11.57072G	39.97	54.00	-14.03	3	Vertical	26	1.49	-
5785MHz	Pass	PK	11.57948G	52.79	74.00	-21.21	3	Vertical	26	1.49	-
5785MHz	Pass	PK	17.35674G	68.08	68.20	-0.12	3	Vertical	332	1.50	-
5785MHz	Pass	AV	11.56988G	40.44	54.00	-13.56	3	Horizontal	261	1.50	-
5785MHz	Pass	PK	11.57144G	53.30	74.00	-20.70	3	Horizontal	261	1.50	-
5785MHz	Pass	PK	17.3565G	67.80	68.20	-0.40	3	Horizontal	334	1.55	-
5825MHz	Pass	AV	5.8274G	88.12	Inf	-Inf	3	Vertical	354	1.48	-
5825MHz	Pass	PK	5.6066G	56.89	68.20	-11.31	3	Vertical	354	1.48	-

Remark :

Level (dBuV/m) = Raw(Read Level) + AF(Antenna Factor) + CL(Cable Loss) - PA(Preamp Factor)

Mode	Result	Type	Freq (Hz)	Level (dBuV/m)	Limit (dBuV/m)	Margin (dB)	Dist (m)	Condition	Azimuth (°)	Height (m)	Comments
5825MHz	Pass	PK	5.8274G	97.67	Inf	-Inf	3	Vertical	354	1.48	-
5825MHz	Pass	PK	5.981G	57.42	68.20	-10.78	3	Vertical	354	1.48	-
5825MHz	Pass	AV	5.8286G	106.54	Inf	-Inf	3	Horizontal	360	1.22	-
5825MHz	Pass	PK	5.5658G	58.40	68.20	-9.80	3	Horizontal	360	1.22	-
5825MHz	Pass	PK	5.8274G	116.37	Inf	-Inf	3	Horizontal	360	1.22	-
5825MHz	Pass	PK	5.927G	60.31	68.20	-7.89	3	Horizontal	360	1.22	-
5825MHz	Pass	AV	11.65234G	42.23	54.00	-11.77	3	Vertical	27	1.50	-
5825MHz	Pass	PK	11.64838G	55.81	74.00	-18.19	3	Vertical	27	1.50	-
5825MHz	Pass	PK	17.4747G	68.01	68.20	-0.19	3	Vertical	333	1.48	-
5825MHz	Pass	AV	11.65192G	41.20	54.00	-12.80	3	Horizontal	42	1.49	-
5825MHz	Pass	PK	11.65198G	54.54	74.00	-19.46	3	Horizontal	42	1.49	-
5825MHz	Pass	PK	17.46858G	67.14	68.20	-1.06	3	Horizontal	335	1.54	-
802.11ax HEW20_Nss2,(MCS0)_2TX	-	-	-	-	-	-	-	-	-	-	-
5180MHz	Pass	AV	5.1488G	45.42	54.00	-8.58	3	Vertical	16	2.67	-
5180MHz	Pass	AV	5.1794G	92.03	Inf	-Inf	3	Vertical	16	2.67	-
5180MHz	Pass	PK	5.1494G	58.20	74.00	-15.80	3	Vertical	16	2.67	-
5180MHz	Pass	PK	5.1782G	103.45	Inf	-Inf	3	Vertical	16	2.67	-
5180MHz	Pass	AV	5.1494G	53.91	54.00	-0.09	3	Horizontal	3	1.16	-
5180MHz	Pass	AV	5.1818G	106.12	Inf	-Inf	3	Horizontal	3	1.16	-
5180MHz	Pass	PK	5.15G	70.67	74.00	-3.33	3	Horizontal	3	1.16	-
5180MHz	Pass	PK	5.1836G	117.93	Inf	-Inf	3	Horizontal	3	1.16	-
5180MHz	Pass	AV	15.52812G	40.04	54.00	-13.96	3	Vertical	342	1.40	-
5180MHz	Pass	PK	10.35658G	51.41	68.20	-16.79	3	Vertical	46	1.47	-
5180MHz	Pass	PK	15.54714G	52.50	74.00	-21.50	3	Vertical	342	1.40	-
5180MHz	Pass	AV	15.53142G	39.97	54.00	-14.03	3	Horizontal	297	1.47	-
5180MHz	Pass	PK	10.37032G	51.70	68.20	-16.50	3	Horizontal	49	1.11	-
5180MHz	Pass	PK	15.53028G	52.90	74.00	-21.10	3	Horizontal	297	1.47	-
5200MHz	Pass	AV	5.15G	45.42	54.00	-8.58	3	Vertical	16	2.53	-
5200MHz	Pass	AV	5.2036G	95.73	Inf	-Inf	3	Vertical	16	2.53	-
5200MHz	Pass	AV	5.35G	44.70	54.00	-9.30	3	Vertical	16	2.53	-
5200MHz	Pass	PK	5.1448G	57.50	74.00	-16.50	3	Vertical	16	2.53	-
5200MHz	Pass	PK	5.2024G	107.17	Inf	-Inf	3	Vertical	16	2.53	-
5200MHz	Pass	PK	5.35G	55.25	74.00	-18.75	3	Vertical	16	2.53	-
5200MHz	Pass	AV	5.15G	53.87	54.00	-0.13	3	Horizontal	0	1.00	-
5200MHz	Pass	AV	5.1952G	109.85	Inf	-Inf	3	Horizontal	0	1.00	-
5200MHz	Pass	AV	5.35G	47.63	54.00	-6.37	3	Horizontal	0	1.00	-
5200MHz	Pass	PK	5.15G	67.94	74.00	-6.06	3	Horizontal	0	1.00	-
5200MHz	Pass	PK	5.2036G	121.78	Inf	-Inf	3	Horizontal	0	1.00	-
5200MHz	Pass	PK	5.35G	58.60	74.00	-15.40	3	Horizontal	0	1.00	-
5200MHz	Pass	AV	15.60648G	40.95	54.00	-13.05	3	Vertical	329	1.65	-
5200MHz	Pass	PK	10.40198G	55.71	68.20	-12.49	3	Vertical	343	3.00	-
5200MHz	Pass	PK	15.5928G	54.53	74.00	-19.47	3	Vertical	329	1.65	-
5200MHz	Pass	AV	15.59256G	39.12	54.00	-14.88	3	Horizontal	166	1.64	-
5200MHz	Pass	PK	10.39934G	54.24	68.20	-13.96	3	Horizontal	63	1.48	-
5200MHz	Pass	PK	15.58764G	52.09	74.00	-21.91	3	Horizontal	166	1.64	-
5240MHz	Pass	AV	5.1452G	45.19	54.00	-8.81	3	Vertical	15	2.60	-
5240MHz	Pass	AV	5.2382G	97.75	Inf	-Inf	3	Vertical	15	2.60	-
5240MHz	Pass	AV	5.3744G	45.12	54.00	-8.88	3	Vertical	15	2.60	-
5240MHz	Pass	PK	5.132G	57.59	74.00	-16.41	3	Vertical	15	2.60	-

Level (dBuV/m) = Raw(Read Level) + AF(Antenna Factor) + CL(Cable Loss) - PA(Preamp Factor)

Mode	Result	Type	Freq (Hz)	Level (dBuV/m)	Limit (dBuV/m)	Margin (dB)	Dist (m)	Condition	Azimuth (°)	Height (m)	Comments
5240MHz	Pass	PK	5.2382G	109.07	Inf	-Inf	3	Vertical	15	2.60	-
5240MHz	Pass	PK	5.3702G	56.55	74.00	-17.45	3	Vertical	15	2.60	-
5240MHz	Pass	AV	5.1422G	52.44	54.00	-1.56	3	Horizontal	2	1.07	-
5240MHz	Pass	AV	5.2358G	111.52	Inf	-Inf	3	Horizontal	2	1.07	-
5240MHz	Pass	AV	5.35G	50.34	54.00	-3.66	3	Horizontal	2	1.07	-
5240MHz	Pass	PK	5.1362G	63.63	74.00	-10.37	3	Horizontal	2	1.07	-
5240MHz	Pass	PK	5.2436G	123.62	Inf	-Inf	3	Horizontal	2	1.07	-
5240MHz	Pass	PK	5.35G	61.73	74.00	-12.27	3	Horizontal	2	1.07	-
5240MHz	Pass	AV	15.71988G	45.64	54.00	-8.36	3	Vertical	328	1.49	-
5240MHz	Pass	PK	10.47802G	59.03	68.20	-9.17	3	Vertical	347	2.95	-
5240MHz	Pass	PK	15.72276G	57.93	74.00	-16.07	3	Vertical	328	1.49	-
5240MHz	Pass	AV	15.7236G	44.52	54.00	-9.48	3	Horizontal	2	1.50	-
5240MHz	Pass	PK	10.4815G	57.77	68.20	-10.43	3	Horizontal	355	1.53	-
5240MHz	Pass	PK	15.72738G	57.54	74.00	-16.46	3	Horizontal	2	1.50	-
5260MHz	Pass	AV	5.14G	45.02	54.00	-8.98	3	Vertical	15	2.58	-
5260MHz	Pass	AV	5.2612G	97.06	Inf	-Inf	3	Vertical	15	2.58	-
5260MHz	Pass	AV	5.3674G	45.20	54.00	-8.80	3	Vertical	15	2.58	-
5260MHz	Pass	PK	5.119G	56.63	74.00	-17.37	3	Vertical	15	2.58	-
5260MHz	Pass	PK	5.2582G	108.44	Inf	-Inf	3	Vertical	15	2.58	-
5260MHz	Pass	PK	5.3536G	56.17	74.00	-17.83	3	Vertical	15	2.58	-
5260MHz	Pass	AV	5.15G	50.00	54.00	-4.00	3	Horizontal	3	1.02	-
5260MHz	Pass	AV	5.2558G	111.47	Inf	-Inf	3	Horizontal	3	1.02	-
5260MHz	Pass	AV	5.353G	51.90	54.00	-2.10	3	Horizontal	3	1.02	-
5260MHz	Pass	PK	5.1352G	61.18	74.00	-12.82	3	Horizontal	3	1.02	-
5260MHz	Pass	PK	5.2636G	123.09	Inf	-Inf	3	Horizontal	3	1.02	-
5260MHz	Pass	PK	5.3524G	63.85	74.00	-10.15	3	Horizontal	3	1.02	-
5260MHz	Pass	AV	15.7776G	44.40	54.00	-9.60	3	Vertical	331	1.34	-
5260MHz	Pass	PK	10.52216G	59.22	68.20	-8.98	3	Vertical	343	2.94	-
5260MHz	Pass	PK	15.7779G	57.40	74.00	-16.60	3	Vertical	331	1.34	-
5260MHz	Pass	AV	15.77742G	43.69	54.00	-10.31	3	Horizontal	2	1.49	-
5260MHz	Pass	PK	10.52198G	58.84	68.20	-9.36	3	Horizontal	323	2.55	-
5260MHz	Pass	PK	15.77718G	56.61	74.00	-17.39	3	Horizontal	2	1.49	-
5300MHz	Pass	AV	5.15G	44.23	54.00	-9.77	3	Vertical	54	3.00	-
5300MHz	Pass	AV	5.3012G	93.46	Inf	-Inf	3	Vertical	54	3.00	-
5300MHz	Pass	AV	5.351G	45.38	54.00	-8.62	3	Vertical	54	3.00	-
5300MHz	Pass	PK	5.15G	54.47	74.00	-19.53	3	Vertical	54	3.00	-
5300MHz	Pass	PK	5.2946G	104.58	Inf	-Inf	3	Vertical	54	3.00	-
5300MHz	Pass	PK	5.3504G	57.85	74.00	-16.15	3	Vertical	54	3.00	-
5300MHz	Pass	AV	5.15G	47.26	54.00	-6.74	3	Horizontal	1	1.01	-
5300MHz	Pass	AV	5.2958G	109.43	Inf	-Inf	3	Horizontal	1	1.01	-
5300MHz	Pass	AV	5.35G	53.85	54.00	-0.15	3	Horizontal	1	1.01	-
5300MHz	Pass	PK	5.15G	57.95	74.00	-16.05	3	Horizontal	1	1.01	-
5300MHz	Pass	PK	5.3036G	121.06	Inf	-Inf	3	Horizontal	1	1.01	-
5300MHz	Pass	PK	5.3504G	69.67	74.00	-4.33	3	Horizontal	1	1.01	-
5300MHz	Pass	AV	10.60078G	45.26	54.00	-8.74	3	Vertical	36	1.49	-
5300MHz	Pass	AV	15.90372G	40.12	54.00	-13.88	3	Vertical	332	1.42	-
5300MHz	Pass	PK	10.5982G	56.97	68.20	-11.23	3	Vertical	36	1.49	-
5300MHz	Pass	PK	15.90606G	52.92	74.00	-21.08	3	Vertical	332	1.42	-
5300MHz	Pass	AV	10.60042G	47.05	54.00	-6.95	3	Horizontal	331	1.86	-

Remark :

Level (dBuV/m) = Raw(Read Level) + AF(Antenna Factor) + CL(Cable Loss) - PA(Preamp Factor)

Mode	Result	Type	Freq (Hz)	Level (dBuV/m)	Limit (dBuV/m)	Margin (dB)	Dist (m)	Condition	Azimuth (°)	Height (m)	Comments
5300MHz	Pass	AV	15.89718G	40.57	54.00	-13.43	3	Horizontal	6	1.48	-
5300MHz	Pass	PK	10.60192G	58.35	74.00	-15.65	3	Horizontal	331	1.86	-
5300MHz	Pass	PK	15.89514G	53.01	74.00	-20.99	3	Horizontal	6	1.48	-
5320MHz	Pass	AV	5.3152G	90.35	Inf	-Inf	3	Vertical	57	2.67	-
5320MHz	Pass	AV	5.3518G	45.19	54.00	-8.81	3	Vertical	57	2.67	-
5320MHz	Pass	PK	5.3194G	101.68	Inf	-Inf	3	Vertical	57	2.67	-
5320MHz	Pass	PK	5.46G	56.22	68.20	-11.98	3	Vertical	57	2.67	-
5320MHz	Pass	AV	5.3158G	105.96	Inf	-Inf	3	Horizontal	358	1.01	-
5320MHz	Pass	AV	5.3506G	53.80	54.00	-0.20	3	Horizontal	358	1.01	-
5320MHz	Pass	PK	5.3236G	117.78	Inf	-Inf	3	Horizontal	358	1.01	-
5320MHz	Pass	PK	5.353G	69.51	74.00	-4.49	3	Horizontal	358	1.01	-
5320MHz	Pass	AV	10.63946G	42.06	54.00	-11.94	3	Vertical	35	1.49	-
5320MHz	Pass	AV	15.95094G	38.24	54.00	-15.76	3	Vertical	245	1.49	-
5320MHz	Pass	PK	10.6403G	54.41	74.00	-19.59	3	Vertical	35	1.49	-
5320MHz	Pass	PK	15.96312G	50.34	74.00	-23.66	3	Vertical	245	1.49	-
5320MHz	Pass	AV	10.63886G	42.42	54.00	-11.58	3	Horizontal	265	2.83	-
5320MHz	Pass	AV	15.95718G	38.34	54.00	-15.66	3	Horizontal	199	3.00	-
5320MHz	Pass	PK	10.63946G	54.86	74.00	-19.14	3	Horizontal	265	2.83	-
5320MHz	Pass	PK	15.94506G	51.00	74.00	-23.00	3	Horizontal	199	3.00	-
5500MHz	Pass	AV	5.3746G	44.97	54.00	-9.03	3	Vertical	16	2.65	-
5500MHz	Pass	AV	5.4952G	92.64	Inf	-Inf	3	Vertical	16	2.65	-
5500MHz	Pass	PK	5.4682G	57.56	68.20	-10.64	3	Vertical	16	2.65	-
5500MHz	Pass	PK	5.5048G	103.76	Inf	-Inf	3	Vertical	16	2.65	-
5500MHz	Pass	AV	5.4598G	49.17	54.00	-4.83	3	Horizontal	5	1.89	-
5500MHz	Pass	AV	5.4952G	106.46	Inf	-Inf	3	Horizontal	5	1.89	-
5500MHz	Pass	PK	5.4676G	68.09	68.20	-0.11	3	Horizontal	5	1.89	-
5500MHz	Pass	PK	5.5036G	118.03	Inf	-Inf	3	Horizontal	5	1.89	-
5500MHz	Pass	AV	10.99928G	42.05	54.00	-11.95	3	Vertical	322	1.49	-
5500MHz	Pass	PK	11.00042G	54.83	74.00	-19.17	3	Vertical	322	1.49	-
5500MHz	Pass	PK	16.50738G	53.17	68.20	-15.03	3	Vertical	58	1.48	-
5500MHz	Pass	AV	10.99982G	43.10	54.00	-10.90	3	Horizontal	341	1.00	-
5500MHz	Pass	PK	10.99526G	55.92	74.00	-18.08	3	Horizontal	341	1.00	-
5500MHz	Pass	PK	16.4868G	53.41	68.20	-14.79	3	Horizontal	44	1.49	-
5580MHz	Pass	AV	5.4384G	44.79	54.00	-9.21	3	Vertical	74	2.87	-
5580MHz	Pass	AV	5.5812G	95.34	Inf	-Inf	3	Vertical	74	2.87	-
5580MHz	Pass	PK	5.4684G	55.74	68.20	-12.46	3	Vertical	74	2.87	-
5580MHz	Pass	PK	5.5812G	106.73	Inf	-Inf	3	Vertical	74	2.87	-
5580MHz	Pass	PK	5.7258G	56.78	68.20	-11.42	3	Vertical	74	2.87	-
5580MHz	Pass	AV	5.46G	49.16	54.00	-4.84	3	Horizontal	0	1.75	-
5580MHz	Pass	AV	5.5752G	112.07	Inf	-Inf	3	Horizontal	0	1.75	-
5580MHz	Pass	PK	5.466G	61.41	68.20	-6.79	3	Horizontal	0	1.75	-
5580MHz	Pass	PK	5.5836G	123.60	Inf	-Inf	3	Horizontal	0	1.75	-
5580MHz	Pass	PK	5.7252G	60.88	68.20	-7.32	3	Horizontal	0	1.75	-
5580MHz	Pass	AV	11.16054G	46.85	54.00	-7.15	3	Vertical	352	1.41	-
5580MHz	Pass	PK	11.15676G	59.23	74.00	-14.77	3	Vertical	352	1.41	-
5580MHz	Pass	PK	16.74684G	63.41	68.20	-4.79	3	Vertical	33	1.59	-
5580MHz	Pass	AV	11.1591G	44.90	54.00	-9.10	3	Horizontal	320	1.50	-
5580MHz	Pass	PK	11.15664G	58.27	74.00	-15.73	3	Horizontal	320	1.50	-
5580MHz	Pass	PK	16.74696G	61.83	68.20	-6.37	3	Horizontal	71	1.46	-

Remark :

Level (dBuV/m) = Raw(Read Level) + AF(Antenna Factor) + CL(Cable Loss) - PA(Preamp Factor)

Mode	Result	Type	Freq (Hz)	Level (dBuV/m)	Limit (dBuV/m)	Margin (dB)	Dist (m)	Condition	Azimuth (°)	Height (m)	Comments
5700MHz	Pass	AV	5.6982G	90.90	Inf	-Inf	3	Vertical	23	2.90	-
5700MHz	Pass	PK	5.6964G	102.40	Inf	-Inf	3	Vertical	23	2.90	-
5700MHz	Pass	PK	5.727G	57.61	68.20	-10.59	3	Vertical	23	2.90	-
5700MHz	Pass	AV	5.7012G	105.10	Inf	-Inf	3	Horizontal	350	1.12	-
5700MHz	Pass	PK	5.694G	116.16	Inf	-Inf	3	Horizontal	350	1.12	-
5700MHz	Pass	PK	5.7294G	67.84	68.20	-0.36	3	Horizontal	350	1.12	-
5700MHz	Pass	AV	11.3985G	40.94	54.00	-13.06	3	Vertical	9	1.48	-
5700MHz	Pass	PK	11.39832G	53.53	74.00	-20.47	3	Vertical	9	1.48	-
5700MHz	Pass	PK	17.0982G	53.58	68.20	-14.62	3	Vertical	224	1.23	-
5700MHz	Pass	AV	11.39886G	40.24	54.00	-13.76	3	Horizontal	299	1.49	-
5700MHz	Pass	PK	11.40024G	52.79	74.00	-21.21	3	Horizontal	299	1.49	-
5700MHz	Pass	PK	17.11326G	53.87	68.20	-14.33	3	Horizontal	270	1.81	-
5720MHz Straddle 5.47-5.725GHz	Pass	AV	5.4296G	44.83	54.00	-9.17	3	Vertical	23	2.86	-
5720MHz Straddle 5.47-5.725GHz	Pass	AV	5.7212G	98.43	Inf	-Inf	3	Vertical	23	2.86	-
5720MHz Straddle 5.47-5.725GHz	Pass	PK	5.4692G	55.81	68.20	-12.39	3	Vertical	23	2.86	-
5720MHz Straddle 5.47-5.725GHz	Pass	PK	5.7236G	109.29	Inf	-Inf	3	Vertical	23	2.86	-
5720MHz Straddle 5.47-5.725GHz	Pass	PK	5.9576G	57.04	68.20	-11.16	3	Vertical	23	2.86	-
5720MHz Straddle 5.47-5.725GHz	Pass	AV	5.426G	48.32	54.00	-5.68	3	Horizontal	355	1.61	-
5720MHz Straddle 5.47-5.725GHz	Pass	AV	5.7152G	112.27	Inf	-Inf	3	Horizontal	355	1.61	-
5720MHz Straddle 5.47-5.725GHz	Pass	PK	5.4608G	59.70	68.20	-8.50	3	Horizontal	355	1.61	-
5720MHz Straddle 5.47-5.725GHz	Pass	PK	5.7176G	123.43	Inf	-Inf	3	Horizontal	355	1.61	-
5720MHz Straddle 5.47-5.725GHz	Pass	PK	5.8616G	60.93	68.20	-7.27	3	Horizontal	355	1.61	-
5720MHz Straddle 5.47-5.725GHz	Pass	AV	11.4388G	46.30	54.00	-7.70	3	Vertical	360	1.37	-
5720MHz Straddle 5.47-5.725GHz	Pass	PK	11.44234G	59.13	74.00	-14.87	3	Vertical	360	1.37	-
5720MHz Straddle 5.47-5.725GHz	Pass	PK	17.16696G	67.96	68.20	-0.24	3	Vertical	34	1.62	-
5720MHz Straddle 5.47-5.725GHz	Pass	AV	11.4388G	45.16	54.00	-8.84	3	Horizontal	297	1.49	-
5720MHz Straddle 5.47-5.725GHz	Pass	PK	11.44222G	58.74	74.00	-15.26	3	Horizontal	297	1.49	-
5720MHz Straddle 5.47-5.725GHz	Pass	PK	17.16438G	66.76	68.20	-1.44	3	Horizontal	50	1.89	-
5745MHz	Pass	AV	5.457G	44.48	54.00	-9.52	3	Vertical	25	3.00	-
5745MHz	Pass	AV	5.7474G	97.21	Inf	-Inf	3	Vertical	25	3.00	-
5745MHz	Pass	PK	5.559G	56.55	68.20	-11.65	3	Vertical	25	3.00	-
5745MHz	Pass	PK	5.7486G	108.86	Inf	-Inf	3	Vertical	25	3.00	-
5745MHz	Pass	PK	5.9286G	57.03	68.20	-11.17	3	Vertical	25	3.00	-
5745MHz	Pass	AV	5.4486G	47.77	54.00	-6.23	3	Horizontal	354	1.54	-
5745MHz	Pass	AV	5.7414G	111.07	Inf	-Inf	3	Horizontal	354	1.54	-
5745MHz	Pass	PK	5.6478G	64.88	68.20	-3.32	3	Horizontal	354	1.54	-
5745MHz	Pass	PK	5.7474G	122.50	Inf	-Inf	3	Horizontal	354	1.54	-
5745MHz	Pass	PK	5.9682G	60.17	68.20	-8.03	3	Horizontal	354	1.54	-
5745MHz	Pass	AV	11.49024G	46.71	54.00	-7.29	3	Vertical	360	1.38	-
5745MHz	Pass	PK	11.49732G	60.44	74.00	-13.56	3	Vertical	360	1.38	-
5745MHz	Pass	PK	17.22672G	67.87	68.20	-0.33	3	Vertical	35	1.63	-
5745MHz	Pass	AV	11.48886G	47.77	54.00	-6.23	3	Horizontal	32	1.25	-
5745MHz	Pass	PK	11.50128G	60.92	74.00	-13.08	3	Horizontal	32	1.25	-
5745MHz	Pass	PK	17.24076G	67.91	68.20	-0.29	3	Horizontal	305	1.47	-
5785MHz	Pass	AV	5.7874G	96.78	Inf	-Inf	3	Vertical	22	2.96	-
5785MHz	Pass	PK	5.4874G	56.27	68.20	-11.93	3	Vertical	22	2.96	-
5785MHz	Pass	PK	5.7886G	109.33	Inf	-Inf	3	Vertical	22	2.96	-
5785MHz	Pass	PK	5.941G	56.62	68.20	-11.58	3	Vertical	22	2.96	-
5785MHz	Pass	AV	5.7886G	109.66	Inf	-Inf	3	Horizontal	354	1.62	-

Level (dBuV/m) = Raw(Read Level) + AF(Antenna Factor) + CL(Cable Loss) - PA(Preamp Factor)

Mode	Result	Type	Freq (Hz)	Level (dBuV/m)	Limit (dBuV/m)	Margin (dB)	Dist (m)	Condition	Azimuth (°)	Height (m)	Comments
5785MHz	Pass	PK	5.5894G	59.91	68.20	-8.29	3	Horizontal	354	1.62	-
5785MHz	Pass	PK	5.7874G	121.15	Inf	-Inf	3	Horizontal	354	1.62	-
5785MHz	Pass	PK	5.9278G	60.83	68.20	-7.37	3	Horizontal	354	1.62	-
5785MHz	Pass	AV	11.56892G	48.45	54.00	-5.55	3	Vertical	0	1.35	-
5785MHz	Pass	PK	11.57216G	60.81	74.00	-13.19	3	Vertical	0	1.35	-
5785MHz	Pass	PK	17.3568G	68.01	68.20	-0.19	3	Vertical	41	1.49	-
5785MHz	Pass	AV	11.56892G	48.09	54.00	-5.91	3	Horizontal	33	1.28	-
5785MHz	Pass	PK	11.55878G	60.51	74.00	-13.49	3	Horizontal	33	1.28	-
5785MHz	Pass	PK	17.35068G	68.09	68.20	-0.11	3	Horizontal	263	1.66	-
5825MHz	Pass	AV	5.8322G	89.42	Inf	-Inf	3	Vertical	356	1.50	-
5825MHz	Pass	PK	5.5346G	56.66	68.20	-11.54	3	Vertical	356	1.50	-
5825MHz	Pass	PK	5.8274G	100.03	Inf	-Inf	3	Vertical	356	1.50	-
5825MHz	Pass	PK	5.9882G	56.90	68.20	-11.30	3	Vertical	356	1.50	-
5825MHz	Pass	AV	5.8202G	109.52	Inf	-Inf	3	Horizontal	360	1.16	-
5825MHz	Pass	PK	5.6378G	59.38	68.20	-8.82	3	Horizontal	360	1.16	-
5825MHz	Pass	PK	5.8286G	121.43	Inf	-Inf	3	Horizontal	360	1.16	-
5825MHz	Pass	PK	5.927G	62.70	68.20	-5.50	3	Horizontal	360	1.16	-
5825MHz	Pass	AV	11.6488G	48.53	54.00	-5.47	3	Vertical	6	1.42	-
5825MHz	Pass	PK	11.65096G	61.64	74.00	-12.36	3	Vertical	6	1.42	-
5825MHz	Pass	PK	17.4795G	68.09	68.20	-0.11	3	Vertical	42	1.49	-
5825MHz	Pass	AV	11.64838G	48.67	54.00	-5.33	3	Horizontal	65	1.49	-
5825MHz	Pass	PK	11.65234G	61.41	74.00	-12.59	3	Horizontal	65	1.49	-
5825MHz	Pass	PK	17.47254G	65.26	68.20	-2.94	3	Horizontal	266	1.49	-
802.11ax HEW40_Nss2,(MCS0)_2TX	-	-	-	-	-	-	-	-	-	-	-
5190MHz	Pass	AV	5.1498G	44.87	54.00	-9.13	3	Vertical	14	2.64	-
5190MHz	Pass	AV	5.2044G	86.37	Inf	-Inf	3	Vertical	14	2.64	-
5190MHz	Pass	PK	5.1498G	58.86	74.00	-15.14	3	Vertical	14	2.64	-
5190MHz	Pass	PK	5.202G	98.26	Inf	-Inf	3	Vertical	14	2.64	-
5190MHz	Pass	AV	5.1492G	53.58	54.00	-0.42	3	Horizontal	1	1.15	-
5190MHz	Pass	AV	5.1888G	101.14	Inf	-Inf	3	Horizontal	1	1.15	-
5190MHz	Pass	PK	5.1486G	73.35	74.00	-0.65	3	Horizontal	1	1.15	-
5190MHz	Pass	PK	5.1882G	112.77	Inf	-Inf	3	Horizontal	1	1.15	-
5190MHz	Pass	AV	15.55764G	39.06	54.00	-14.94	3	Vertical	248	2.35	-
5190MHz	Pass	PK	10.38006G	51.48	68.20	-16.72	3	Vertical	252	1.59	-
5190MHz	Pass	PK	15.57756G	51.97	74.00	-22.03	3	Vertical	248	2.35	-
5190MHz	Pass	AV	15.56166G	39.09	54.00	-14.91	3	Horizontal	291	1.49	-
5190MHz	Pass	PK	10.37388G	52.12	68.20	-16.08	3	Horizontal	56	1.49	-
5190MHz	Pass	PK	15.55626G	51.78	74.00	-22.22	3	Horizontal	291	1.49	-
5230MHz	Pass	AV	5.1496G	45.80	54.00	-8.20	3	Vertical	13	2.64	-
5230MHz	Pass	AV	5.2258G	91.32	Inf	-Inf	3	Vertical	13	2.64	-
5230MHz	Pass	AV	5.3566G	45.21	54.00	-8.79	3	Vertical	13	2.64	-
5230MHz	Pass	PK	5.1466G	58.77	74.00	-15.23	3	Vertical	13	2.64	-
5230MHz	Pass	PK	5.242G	103.02	Inf	-Inf	3	Vertical	13	2.64	-
5230MHz	Pass	PK	5.3602G	56.64	74.00	-17.36	3	Vertical	13	2.64	-
5230MHz	Pass	AV	5.146G	53.96	54.00	-0.04	3	Horizontal	1	1.21	-
5230MHz	Pass	AV	5.2288G	105.87	Inf	-Inf	3	Horizontal	1	1.21	-
5230MHz	Pass	AV	5.35G	49.94	54.00	-4.06	3	Horizontal	1	1.21	-
5230MHz	Pass	PK	5.1478G	71.69	74.00	-2.31	3	Horizontal	1	1.21	-
5230MHz	Pass	PK	5.2414G	117.47	Inf	-Inf	3	Horizontal	1	1.21	-

Level (dBuV/m) = Raw(Read Level) + AF(Antenna Factor) + CL(Cable Loss) - PA(Preamp Factor)

Mode	Result	Type	Freq (Hz)	Level (dBuV/m)	Limit (dBuV/m)	Margin (dB)	Dist (m)	Condition	Azimuth (°)	Height (m)	Comments
5230MHz	Pass	PK	5.3542G	63.09	74.00	-10.91	3	Horizontal	1	1.21	-
5230MHz	Pass	AV	15.69498G	40.00	54.00	-14.00	3	Vertical	330	1.80	-
5230MHz	Pass	PK	10.45916G	54.57	68.20	-13.63	3	Vertical	21	1.00	-
5230MHz	Pass	PK	15.68772G	52.31	74.00	-21.69	3	Vertical	330	1.80	-
5230MHz	Pass	AV	15.68568G	39.63	54.00	-14.37	3	Horizontal	50	1.48	-
5230MHz	Pass	PK	10.45682G	52.97	68.20	-15.23	3	Horizontal	258	1.00	-
5230MHz	Pass	PK	15.67614G	52.32	74.00	-21.68	3	Horizontal	50	1.48	-
5270MHz	Pass	AV	5.1284G	44.70	54.00	-9.30	3	Vertical	57	2.61	-
5270MHz	Pass	AV	5.2664G	89.84	Inf	-Inf	3	Vertical	57	2.61	-
5270MHz	Pass	AV	5.3738G	45.11	54.00	-8.89	3	Vertical	57	2.61	-
5270MHz	Pass	PK	5.1338G	56.11	74.00	-17.89	3	Vertical	57	2.61	-
5270MHz	Pass	PK	5.279G	102.20	Inf	-Inf	3	Vertical	57	2.61	-
5270MHz	Pass	PK	5.354G	56.80	74.00	-17.20	3	Vertical	57	2.61	-
5270MHz	Pass	AV	5.1482G	49.24	54.00	-4.76	3	Horizontal	0	1.03	-
5270MHz	Pass	AV	5.2622G	105.27	Inf	-Inf	3	Horizontal	0	1.03	-
5270MHz	Pass	AV	5.35G	53.57	54.00	-0.43	3	Horizontal	0	1.03	-
5270MHz	Pass	PK	5.1482G	62.51	74.00	-11.49	3	Horizontal	0	1.03	-
5270MHz	Pass	PK	5.2682G	116.52	Inf	-Inf	3	Horizontal	0	1.03	-
5270MHz	Pass	PK	5.3654G	70.76	74.00	-3.24	3	Horizontal	0	1.03	-
5270MHz	Pass	AV	15.81558G	38.32	54.00	-15.68	3	Vertical	42	1.48	-
5270MHz	Pass	PK	10.54156G	54.61	68.20	-13.59	3	Vertical	323	1.39	-
5270MHz	Pass	PK	15.81372G	50.92	74.00	-23.08	3	Vertical	42	1.48	-
5270MHz	Pass	AV	15.81864G	38.37	54.00	-15.63	3	Horizontal	162	1.49	-
5270MHz	Pass	PK	10.5388G	53.18	68.20	-15.02	3	Horizontal	30	2.39	-
5270MHz	Pass	PK	15.8106G	50.71	74.00	-23.29	3	Horizontal	162	1.49	-
5310MHz	Pass	AV	5.3094G	85.64	Inf	-Inf	3	Vertical	50	3.00	-
5310MHz	Pass	AV	5.3634G	45.04	54.00	-8.96	3	Vertical	50	3.00	-
5310MHz	Pass	PK	5.3088G	98.15	Inf	-Inf	3	Vertical	50	3.00	-
5310MHz	Pass	PK	5.3568G	58.77	74.00	-15.23	3	Vertical	50	3.00	-
5310MHz	Pass	AV	5.3148G	100.91	Inf	-Inf	3	Horizontal	10	1.49	-
5310MHz	Pass	AV	5.3526G	51.14	54.00	-2.86	3	Horizontal	10	1.49	-
5310MHz	Pass	PK	5.3196G	112.88	Inf	-Inf	3	Horizontal	10	1.49	-
5310MHz	Pass	PK	5.352G	73.75	74.00	-0.25	3	Horizontal	10	1.49	-
5310MHz	Pass	AV	10.6191G	39.55	54.00	-14.45	3	Vertical	50	1.49	-
5310MHz	Pass	AV	15.92226G	38.02	54.00	-15.98	3	Vertical	227	1.48	-
5310MHz	Pass	PK	10.61382G	52.25	74.00	-21.75	3	Vertical	50	1.49	-
5310MHz	Pass	PK	15.94344G	50.61	74.00	-23.39	3	Vertical	227	1.48	-
5310MHz	Pass	AV	10.62138G	39.02	54.00	-14.98	3	Horizontal	264	1.08	-
5310MHz	Pass	AV	15.93804G	37.91	54.00	-16.09	3	Horizontal	76	1.49	-
5310MHz	Pass	PK	10.61946G	51.98	74.00	-22.02	3	Horizontal	264	1.08	-
5310MHz	Pass	PK	15.93174G	50.28	74.00	-23.72	3	Horizontal	76	1.49	-
5510MHz	Pass	AV	5.3618G	45.05	54.00	-8.95	3	Vertical	16	2.75	-
5510MHz	Pass	AV	5.5184G	86.34	Inf	-Inf	3	Vertical	16	2.75	-
5510MHz	Pass	PK	5.4644G	56.99	68.20	-11.21	3	Vertical	16	2.75	-
5510MHz	Pass	PK	5.5196G	96.90	Inf	-Inf	3	Vertical	16	2.75	-
5510MHz	Pass	AV	5.4584G	49.19	54.00	-4.81	3	Horizontal	351	1.00	-
5510MHz	Pass	AV	5.5184G	100.47	Inf	-Inf	3	Horizontal	351	1.00	-
5510MHz	Pass	PK	5.4698G	68.14	68.20	-0.06	3	Horizontal	351	1.00	-
5510MHz	Pass	PK	5.5082G	111.74	Inf	-Inf	3	Horizontal	351	1.00	-

Level (dBuV/m) = Raw(Read Level) + AF(Antenna Factor) + CL(Cable Loss) - PA(Preamp Factor)

Mode	Result	Type	Freq (Hz)	Level (dBuV/m)	Limit (dBuV/m)	Margin (dB)	Dist (m)	Condition	Azimuth (°)	Height (m)	Comments
5510MHz	Pass	AV	11.01652G	39.56	54.00	-14.44	3	Vertical	347	2.45	-
5510MHz	Pass	PK	11.01346G	51.85	74.00	-22.15	3	Vertical	347	2.45	-
5510MHz	Pass	PK	16.5171G	53.33	68.20	-14.87	3	Vertical	321	1.50	-
5510MHz	Pass	AV	11.0212G	39.90	54.00	-14.10	3	Horizontal	332	1.39	-
5510MHz	Pass	PK	11.017G	52.53	74.00	-21.47	3	Horizontal	332	1.39	-
5510MHz	Pass	PK	16.52388G	53.57	68.20	-14.63	3	Horizontal	165	2.14	-
5550MHz	Pass	AV	5.4498G	45.00	54.00	-9.00	3	Vertical	14	2.87	-
5550MHz	Pass	AV	5.5566G	90.13	Inf	-Inf	3	Vertical	14	2.87	-
5550MHz	Pass	PK	5.4618G	57.58	68.20	-10.62	3	Vertical	14	2.87	-
5550MHz	Pass	PK	5.5614G	102.15	Inf	-Inf	3	Vertical	14	2.87	-
5550MHz	Pass	AV	5.4594G	49.75	54.00	-4.25	3	Horizontal	0	1.48	-
5550MHz	Pass	AV	5.5542G	104.29	Inf	-Inf	3	Horizontal	0	1.48	-
5550MHz	Pass	PK	5.4678G	68.08	68.20	-0.12	3	Horizontal	0	1.48	-
5550MHz	Pass	PK	5.5512G	115.49	Inf	-Inf	3	Horizontal	0	1.48	-
5550MHz	Pass	AV	11.10492G	41.88	54.00	-12.12	3	Vertical	359	2.56	-
5550MHz	Pass	PK	11.10144G	54.12	74.00	-19.88	3	Vertical	359	2.56	-
5550MHz	Pass	PK	16.65474G	53.47	68.20	-14.73	3	Vertical	301	1.49	-
5550MHz	Pass	AV	11.10738G	40.96	54.00	-13.04	3	Horizontal	332	1.56	-
5550MHz	Pass	PK	11.0916G	53.90	74.00	-20.10	3	Horizontal	332	1.56	-
5550MHz	Pass	PK	16.65816G	52.79	68.20	-15.41	3	Horizontal	308	2.21	-
5670MHz	Pass	AV	5.664G	86.63	Inf	-Inf	3	Vertical	23	2.94	-
5670MHz	Pass	PK	5.6664G	98.64	Inf	-Inf	3	Vertical	23	2.94	-
5670MHz	Pass	PK	5.79G	57.08	68.20	-11.12	3	Vertical	23	2.94	-
5670MHz	Pass	AV	5.6664G	100.73	Inf	-Inf	3	Horizontal	351	1.50	-
5670MHz	Pass	PK	5.6712G	112.11	Inf	-Inf	3	Horizontal	351	1.50	-
5670MHz	Pass	PK	5.7258G	68.11	68.20	-0.09	3	Horizontal	351	1.50	-
5670MHz	Pass	AV	11.34138G	40.83	54.00	-13.17	3	Vertical	357	1.30	-
5670MHz	Pass	PK	11.33664G	53.53	74.00	-20.47	3	Vertical	357	1.30	-
5670MHz	Pass	PK	17.00142G	55.10	68.20	-13.10	3	Vertical	297	2.22	-
5670MHz	Pass	AV	11.3412G	39.95	54.00	-14.05	3	Horizontal	298	1.48	-
5670MHz	Pass	PK	11.33808G	52.03	74.00	-21.97	3	Horizontal	298	1.48	-
5670MHz	Pass	PK	17.02446G	54.49	68.20	-13.71	3	Horizontal	12	1.11	-
5710MHz Straddle 5.47-5.725GHz	Pass	AV	5.4304G	44.79	54.00	-9.21	3	Vertical	26	3.00	-
5710MHz Straddle 5.47-5.725GHz	Pass	AV	5.7148G	95.33	Inf	-Inf	3	Vertical	26	3.00	-
5710MHz Straddle 5.47-5.725GHz	Pass	PK	5.464G	56.28	68.20	-11.92	3	Vertical	26	3.00	-
5710MHz Straddle 5.47-5.725GHz	Pass	PK	5.722G	106.91	Inf	-Inf	3	Vertical	26	3.00	-
5710MHz Straddle 5.47-5.725GHz	Pass	PK	5.9056G	58.14	68.20	-10.06	3	Vertical	26	3.00	-
5710MHz Straddle 5.47-5.725GHz	Pass	AV	5.4424G	48.86	54.00	-5.14	3	Horizontal	360	1.49	-
5710MHz Straddle 5.47-5.725GHz	Pass	AV	5.7232G	109.23	Inf	-Inf	3	Horizontal	360	1.49	-
5710MHz Straddle 5.47-5.725GHz	Pass	PK	5.4628G	59.70	68.20	-8.50	3	Horizontal	360	1.49	-
5710MHz Straddle 5.47-5.725GHz	Pass	PK	5.7268G	119.88	Inf	-Inf	3	Horizontal	360	1.49	-
5710MHz Straddle 5.47-5.725GHz	Pass	PK	5.866G	67.76	68.20	-0.44	3	Horizontal	360	1.49	-
5710MHz Straddle 5.47-5.725GHz	Pass	AV	11.41622G	44.07	54.00	-9.93	3	Vertical	13	1.48	-
5710MHz Straddle 5.47-5.725GHz	Pass	PK	11.4074G	57.53	74.00	-16.47	3	Vertical	13	1.48	-
5710MHz Straddle 5.47-5.725GHz	Pass	PK	17.13948G	65.50	68.20	-2.70	3	Vertical	33	1.48	-
5710MHz Straddle 5.47-5.725GHz	Pass	AV	11.41646G	42.71	54.00	-11.29	3	Horizontal	300	1.48	-
5710MHz Straddle 5.47-5.725GHz	Pass	PK	11.4326G	56.47	74.00	-17.53	3	Horizontal	300	1.48	-
5710MHz Straddle 5.47-5.725GHz	Pass	PK	17.13948G	65.29	68.20	-2.91	3	Horizontal	58	1.62	-
5755MHz	Pass	AV	5.7646G	92.97	Inf	-Inf	3	Vertical	23	2.94	-

Remark :

Level (dBuV/m) = Raw(Read Level) + AF(Antenna Factor) + CL(Cable Loss) - PA(Preamp Factor)

Mode	Result	Type	Freq (Hz)	Level (dBuV/m)	Limit (dBuV/m)	Margin (dB)	Dist (m)	Condition	Azimuth (°)	Height (m)	Comments
5755MHz	Pass	PK	5.6446G	58.05	68.20	-10.15	3	Vertical	23	2.94	-
5755MHz	Pass	PK	5.7514G	104.90	Inf	-Inf	3	Vertical	23	2.94	-
5755MHz	Pass	PK	5.9842G	56.61	68.20	-11.59	3	Vertical	23	2.94	-
5755MHz	Pass	AV	5.7538G	107.58	Inf	-Inf	3	Horizontal	0	1.98	-
5755MHz	Pass	PK	5.641G	67.85	68.20	-0.35	3	Horizontal	0	1.98	-
5755MHz	Pass	PK	5.767G	119.22	Inf	-Inf	3	Horizontal	0	1.98	-
5755MHz	Pass	PK	5.935G	62.07	68.20	-6.13	3	Horizontal	0	1.98	-
5755MHz	Pass	AV	11.51462G	45.35	54.00	-8.65	3	Vertical	16	2.65	-
5755MHz	Pass	PK	11.5112G	58.47	74.00	-15.53	3	Vertical	16	2.65	-
5755MHz	Pass	PK	17.27142G	66.32	68.20	-1.88	3	Vertical	44	2.80	-
5755MHz	Pass	AV	11.51948G	44.44	54.00	-9.56	3	Horizontal	34	1.20	-
5755MHz	Pass	PK	11.50646G	57.72	74.00	-16.28	3	Horizontal	34	1.20	-
5755MHz	Pass	PK	17.27436G	65.06	68.20	-3.14	3	Horizontal	308	1.49	-
5795MHz	Pass	AV	5.7938G	93.67	Inf	-Inf	3	Vertical	24	2.90	-
5795MHz	Pass	PK	5.6486G	57.04	68.20	-11.16	3	Vertical	24	2.90	-
5795MHz	Pass	PK	5.8058G	105.41	Inf	-Inf	3	Vertical	24	2.90	-
5795MHz	Pass	PK	5.933G	57.98	68.20	-10.22	3	Vertical	24	2.90	-
5795MHz	Pass	AV	5.7938G	108.15	Inf	-Inf	3	Horizontal	0	2.06	-
5795MHz	Pass	PK	5.651G	63.57	68.94	-5.37	3	Horizontal	0	2.06	-
5795MHz	Pass	PK	5.7914G	119.52	Inf	-Inf	3	Horizontal	0	2.06	-
5795MHz	Pass	PK	5.9258G	67.92	68.20	-0.28	3	Horizontal	0	2.06	-
5795MHz	Pass	AV	11.5828G	46.34	54.00	-7.66	3	Vertical	3	1.36	-
5795MHz	Pass	PK	11.58874G	59.54	74.00	-14.46	3	Vertical	3	1.36	-
5795MHz	Pass	PK	17.38734G	67.01	68.20	-1.19	3	Vertical	45	1.48	-
5795MHz	Pass	AV	11.58286G	45.63	54.00	-8.37	3	Horizontal	38	1.33	-
5795MHz	Pass	PK	11.58742G	58.75	74.00	-15.25	3	Horizontal	38	1.33	-
5795MHz	Pass	PK	17.3751G	66.41	68.20	-1.79	3	Horizontal	61	1.62	-
802.11ax HEW80_Nss2,(MCS0)_2TX	-	-	-	-	-	-	-	-	-	-	-
5210MHz	Pass	AV	5.146G	46.13	54.00	-7.87	3	Vertical	18	2.64	-
5210MHz	Pass	AV	5.203G	84.24	Inf	-Inf	3	Vertical	18	2.64	-
5210MHz	Pass	AV	5.377G	46.36	54.00	-7.64	3	Vertical	18	2.64	-
5210MHz	Pass	PK	5.148G	57.00	74.00	-17.00	3	Vertical	18	2.64	-
5210MHz	Pass	PK	5.222G	94.75	Inf	-Inf	3	Vertical	18	2.64	-
5210MHz	Pass	PK	5.37G	56.52	74.00	-17.48	3	Vertical	18	2.64	-
5210MHz	Pass	AV	5.149G	53.95	54.00	-0.05	3	Horizontal	6	1.05	-
5210MHz	Pass	AV	5.188G	98.02	Inf	-Inf	3	Horizontal	6	1.05	-
5210MHz	Pass	AV	5.357G	49.59	54.00	-4.41	3	Horizontal	6	1.05	-
5210MHz	Pass	PK	5.146G	64.68	74.00	-9.32	3	Horizontal	6	1.05	-
5210MHz	Pass	PK	5.23G	109.42	Inf	-Inf	3	Horizontal	6	1.05	-
5210MHz	Pass	PK	5.353G	59.57	74.00	-14.43	3	Horizontal	6	1.05	-
5210MHz	Pass	AV	15.61752G	40.48	54.00	-13.52	3	Vertical	328	2.39	-
5210MHz	Pass	PK	10.4332G	51.69	68.20	-16.51	3	Vertical	301	2.35	-
5210MHz	Pass	PK	15.61668G	51.58	74.00	-22.42	3	Vertical	328	2.39	-
5210MHz	Pass	AV	15.62196G	40.40	54.00	-13.60	3	Horizontal	280	2.11	-
5210MHz	Pass	PK	10.41274G	52.10	68.20	-16.10	3	Horizontal	189	1.62	-
5210MHz	Pass	PK	15.63138G	52.49	74.00	-21.51	3	Horizontal	280	2.11	-
5290MHz	Pass	AV	5.137G	45.91	54.00	-8.09	3	Vertical	54	2.84	-
5290MHz	Pass	AV	5.302G	83.80	Inf	-Inf	3	Vertical	54	2.84	-
5290MHz	Pass	AV	5.353G	46.42	54.00	-7.58	3	Vertical	54	2.84	-

Remark :

Level (dBuV/m) = Raw(Read Level) + AF(Antenna Factor) + CL(Cable Loss) - PA(Preamp Factor)

Mode	Result	Type	Freq (Hz)	Level (dBuV/m)	Limit (dBuV/m)	Margin (dB)	Dist (m)	Condition	Azimuth (°)	Height (m)	Comments
5290MHz	Pass	PK	5.142G	56.14	74.00	-17.86	3	Vertical	54	2.84	-
5290MHz	Pass	PK	5.301G	94.34	Inf	-Inf	3	Vertical	54	2.84	-
5290MHz	Pass	PK	5.48G	57.01	68.20	-11.19	3	Vertical	54	2.84	-
5290MHz	Pass	AV	5.145G	50.21	54.00	-3.79	3	Horizontal	7	1.00	-
5290MHz	Pass	AV	5.277G	100.04	Inf	-Inf	3	Horizontal	7	1.00	-
5290MHz	Pass	AV	5.35G	53.87	54.00	-0.13	3	Horizontal	7	1.00	-
5290MHz	Pass	PK	5.148G	60.22	74.00	-13.78	3	Horizontal	7	1.00	-
5290MHz	Pass	PK	5.31G	110.54	Inf	-Inf	3	Horizontal	7	1.00	-
5290MHz	Pass	PK	5.35G	70.27	74.00	-3.73	3	Horizontal	7	1.00	-
5290MHz	Pass	AV	15.87714G	39.96	54.00	-14.04	3	Vertical	329	1.78	-
5290MHz	Pass	PK	10.59086G	51.04	68.20	-17.16	3	Vertical	39	1.22	-
5290MHz	Pass	PK	15.86076G	50.61	74.00	-23.39	3	Vertical	329	1.78	-
5290MHz	Pass	AV	15.87744G	39.91	54.00	-14.09	3	Horizontal	79	2.31	-
5290MHz	Pass	PK	10.57124G	50.92	68.20	-17.28	3	Horizontal	7	1.84	-
5290MHz	Pass	PK	15.88278G	50.70	74.00	-23.30	3	Horizontal	79	2.31	-
5530MHz	Pass	AV	5.4G	46.13	54.00	-7.87	3	Vertical	76	2.89	-
5530MHz	Pass	AV	5.546G	83.07	Inf	-Inf	3	Vertical	76	2.89	-
5530MHz	Pass	PK	5.316G	57.21	68.20	-10.99	3	Vertical	76	2.89	-
5530MHz	Pass	PK	5.55G	93.48	Inf	-Inf	3	Vertical	76	2.89	-
5530MHz	Pass	PK	5.769G	57.14	68.20	-11.06	3	Vertical	76	2.89	-
5530MHz	Pass	AV	5.459G	53.65	54.00	-0.35	3	Horizontal	354	1.19	-
5530MHz	Pass	AV	5.543G	100.37	Inf	-Inf	3	Horizontal	354	1.19	-
5530MHz	Pass	PK	5.466G	67.02	68.20	-1.18	3	Horizontal	354	1.19	-
5530MHz	Pass	PK	5.55G	111.24	Inf	-Inf	3	Horizontal	354	1.19	-
5530MHz	Pass	PK	5.733G	58.63	68.20	-9.57	3	Horizontal	354	1.19	-
5530MHz	Pass	AV	11.05628G	40.17	54.00	-13.83	3	Vertical	300	2.42	-
5530MHz	Pass	PK	11.06324G	51.16	74.00	-22.84	3	Vertical	300	2.42	-
5530MHz	Pass	PK	16.5834G	52.68	68.20	-15.52	3	Vertical	197	1.37	-
5530MHz	Pass	AV	11.04854G	40.55	54.00	-13.45	3	Horizontal	246	1.17	-
5530MHz	Pass	PK	11.04656G	51.51	74.00	-22.49	3	Horizontal	246	1.17	-
5530MHz	Pass	PK	16.58238G	52.49	68.20	-15.71	3	Horizontal	151	1.40	-
5610MHz	Pass	AV	5.415G	46.74	54.00	-7.26	3	Vertical	30	3.00	-
5610MHz	Pass	AV	5.596G	88.44	Inf	-Inf	3	Vertical	30	3.00	-
5610MHz	Pass	PK	5.463G	55.98	68.20	-12.22	3	Vertical	30	3.00	-
5610MHz	Pass	PK	5.578G	99.14	Inf	-Inf	3	Vertical	30	3.00	-
5610MHz	Pass	PK	5.753G	58.16	68.20	-10.04	3	Vertical	30	3.00	-
5610MHz	Pass	AV	5.459G	53.63	54.00	-0.37	3	Horizontal	351	2.16	-
5610MHz	Pass	AV	5.625G	102.92	Inf	-Inf	3	Horizontal	351	2.16	-
5610MHz	Pass	PK	5.469G	64.05	68.20	-4.15	3	Horizontal	351	2.16	-
5610MHz	Pass	PK	5.63G	113.27	Inf	-Inf	3	Horizontal	351	2.16	-
5610MHz	Pass	PK	5.727G	67.62	68.20	-0.58	3	Horizontal	351	2.16	-
5610MHz	Pass	AV	11.23188G	43.10	54.00	-10.90	3	Vertical	0	1.33	-
5610MHz	Pass	PK	11.232G	54.12	74.00	-19.88	3	Vertical	0	1.33	-
5610MHz	Pass	PK	16.82784G	54.00	68.20	-14.20	3	Vertical	34	1.42	-
5610MHz	Pass	AV	11.23062G	43.06	54.00	-10.94	3	Horizontal	34	1.33	-
5610MHz	Pass	PK	11.23266G	53.94	74.00	-20.06	3	Horizontal	34	1.33	-
5610MHz	Pass	PK	16.84464G	54.53	68.20	-13.67	3	Horizontal	321	1.47	-
5690MHz Straddle 5.47-5.725GHz	Pass	AV	5.432G	45.96	54.00	-8.04	3	Vertical	20	2.92	-
5690MHz Straddle 5.47-5.725GHz	Pass	AV	5.6864G	91.59	Inf	-Inf	3	Vertical	20	2.92	-

Remark :

Level (dBuV/m) = Raw(Read Level) + AF(Antenna Factor) + CL(Cable Loss) - PA(Preamp Factor)

Mode	Result	Type	Freq (Hz)	Level (dBuV/m)	Limit (dBuV/m)	Margin (dB)	Dist (m)	Condition	Azimuth (°)	Height (m)	Comments
5690MHz Straddle 5.47-5.725GHz	Pass	PK	5.46G	55.32	68.20	-12.88	3	Vertical	20	2.92	-
5690MHz Straddle 5.47-5.725GHz	Pass	PK	5.6768G	101.50	Inf	-Inf	3	Vertical	20	2.92	-
5690MHz Straddle 5.47-5.725GHz	Pass	PK	5.8784G	58.35	68.20	-9.85	3	Vertical	20	2.92	-
5690MHz Straddle 5.47-5.725GHz	Pass	AV	5.426G	49.82	54.00	-4.18	3	Horizontal	1	1.72	-
5690MHz Straddle 5.47-5.725GHz	Pass	AV	5.6984G	104.43	Inf	-Inf	3	Horizontal	1	1.72	-
5690MHz Straddle 5.47-5.725GHz	Pass	PK	5.4692G	61.85	68.20	-6.35	3	Horizontal	1	1.72	-
5690MHz Straddle 5.47-5.725GHz	Pass	PK	5.6852G	114.70	Inf	-Inf	3	Horizontal	1	1.72	-
5690MHz Straddle 5.47-5.725GHz	Pass	PK	5.8508G	67.69	68.20	-0.51	3	Horizontal	1	1.72	-
5690MHz Straddle 5.47-5.725GHz	Pass	AV	11.39038G	47.46	54.00	-6.54	3	Vertical	16	2.99	-
5690MHz Straddle 5.47-5.725GHz	Pass	PK	11.38018G	56.79	74.00	-17.21	3	Vertical	16	2.99	-
5690MHz Straddle 5.47-5.725GHz	Pass	PK	17.06406G	58.36	68.20	-9.84	3	Vertical	38	1.63	-
5690MHz Straddle 5.47-5.725GHz	Pass	AV	11.39236G	43.47	54.00	-10.53	3	Horizontal	300	1.47	-
5690MHz Straddle 5.47-5.725GHz	Pass	PK	11.39236G	54.26	74.00	-19.74	3	Horizontal	300	1.47	-
5690MHz Straddle 5.47-5.725GHz	Pass	PK	17.05728G	56.65	68.20	-11.55	3	Horizontal	289	1.42	-
5775MHz	Pass	AV	5.7606G	90.30	Inf	-Inf	3	Vertical	21	3.00	-
5775MHz	Pass	PK	5.649G	57.90	68.20	-10.30	3	Vertical	21	3.00	-
5775MHz	Pass	PK	5.7594G	100.58	Inf	-Inf	3	Vertical	21	3.00	-
5775MHz	Pass	PK	5.973G	58.05	68.20	-10.15	3	Vertical	21	3.00	-
5775MHz	Pass	AV	5.7714G	103.32	Inf	-Inf	3	Horizontal	360	2.09	-
5775MHz	Pass	PK	5.6514G	68.81	69.24	-0.43	3	Horizontal	360	2.09	-
5775MHz	Pass	PK	5.7834G	113.37	Inf	-Inf	3	Horizontal	360	2.09	-
5775MHz	Pass	PK	5.9238G	66.07	69.09	-3.02	3	Horizontal	360	2.09	-
5775MHz	Pass	AV	11.56158G	45.45	54.00	-8.55	3	Vertical	4	1.38	-
5775MHz	Pass	PK	11.56278G	56.38	74.00	-17.62	3	Vertical	4	1.38	-
5775MHz	Pass	PK	17.32632G	58.62	68.20	-9.58	3	Vertical	46	2.74	-
5775MHz	Pass	AV	11.56254G	44.77	54.00	-9.23	3	Horizontal	37	1.28	-
5775MHz	Pass	PK	11.56218G	55.88	74.00	-18.12	3	Horizontal	37	1.28	-
5775MHz	Pass	PK	17.31006G	58.62	68.20	-9.58	3	Horizontal	307	1.36	-

802.11a_Nss1,(6Mbps)_2TX

5180MHz_TX

13/02/2020

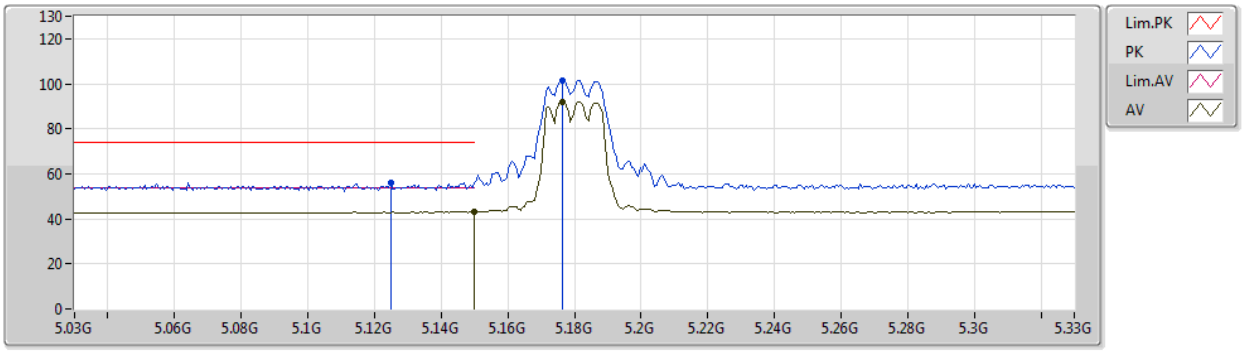

Type	Freq	Level	Limit	Margin	Factor	Dist	Condition	Azimuth	Height	Comment	Raw	AF	CL	PA
	(Hz)	(dBuV/m)	(dBuV/m)	(dB)	(dB)	(m)		(°)	(m)		(dBuV)	(dB)	(dB)	(dB)
AV	5.15G	43.33	54.00	-10.67	4.97	3	Vertical	318	2.72	-	38.36	31.76	7.04	33.83
AV	5.1764G	92.16	Inf	-Inf	5.00	3	Vertical	318	2.72	-	87.16	31.77	7.07	33.84
PK	5.1248G	56.28	74.00	-17.72	4.92	3	Vertical	318	2.72	-	51.36	31.75	7.00	33.83
PK	5.1764G	101.48	Inf	-Inf	5.00	3	Vertical	318	2.72	-	96.48	31.77	7.07	33.84

802.11a_Nss1,(6Mbps)_2TX

5180MHz_TX

13/02/2020

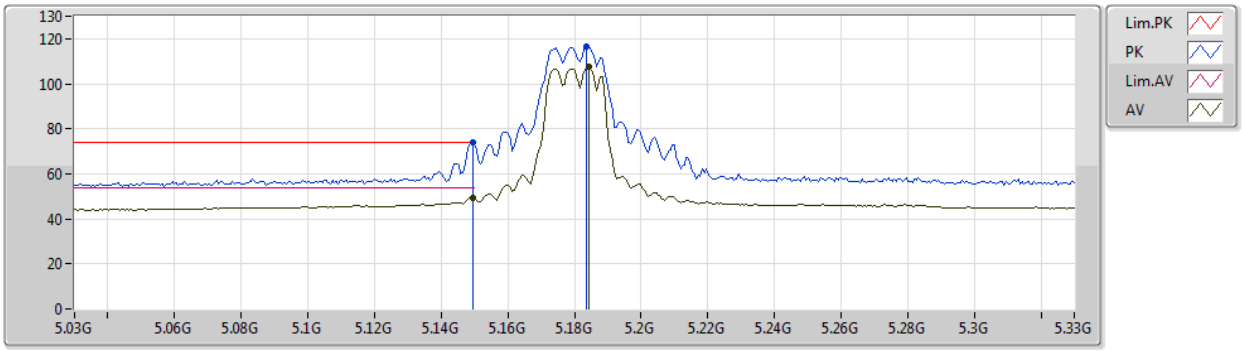

Type	Freq	Level	Limit	Margin	Factor	Dist	Condition	Azimuth	Height	Comment	Raw	AF	CL	PA
	(Hz)	(dBuV/m)	(dBuV/m)	(dB)	(dB)	(m)		(°)	(m)		(dBuV)	(dB)	(dB)	(dB)
AV	5.1494G	49.06	54.00	-4.94	4.97	3	Horizontal	356	2.16	-	44.09	31.76	7.04	33.83
AV	5.1842G	107.46	Inf	-Inf	5.00	3	Horizontal	356	2.16	-	102.46	31.77	7.08	33.85
PK	5.1494G	73.81	74.00	-0.19	4.97	3	Horizontal	356	2.16	-	68.84	31.76	7.04	33.83
PK	5.1836G	116.50	Inf	-Inf	5.00	3	Horizontal	356	2.16	-	111.50	31.77	7.08	33.85

802.11a_Nss1,(6Mbps)_2TX

5180MHz_TX

13/02/2020

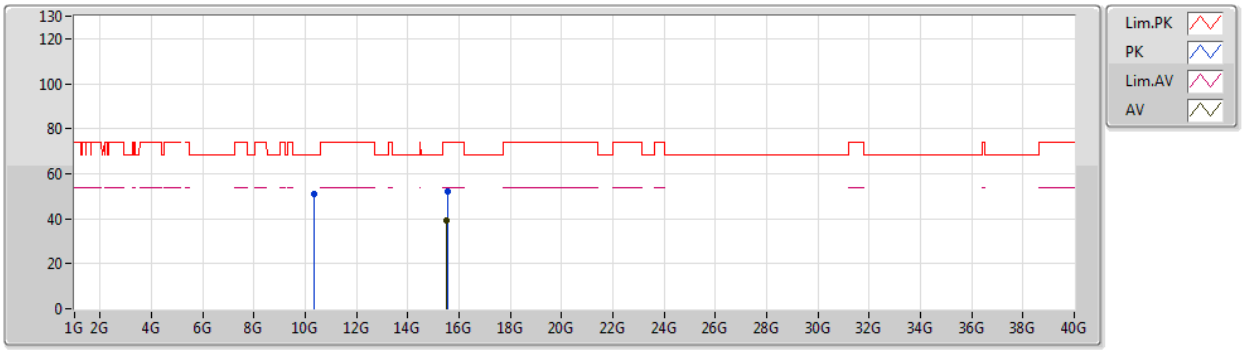

Type	Freq	Level	Limit	Margin	Factor	Dist	Condition	Azimuth	Height	Comment	Raw	AF	CL	PA
	(Hz)	(dBuV/m)	(dBuV/m)	(dB)	(dB)	(m)		(°)	(m)		(dBuV)	(dB)	(dB)	(dB)
AV	15.5274G	39.28	54.00	-14.72	-1.33	3	Vertical	14	2.27	-	40.61	38.85	12.79	52.97
PK	10.36564G	51.13	68.20	-17.07	-4.76	3	Vertical	283	1.51	-	55.89	39.38	10.33	54.47
PK	15.54072G	52.34	74.00	-21.66	-1.37	3	Vertical	14	2.27	-	53.71	38.80	12.82	52.99

802.11a_Nss1,(6Mbps)_2TX

5180MHz_TX

13/02/2020

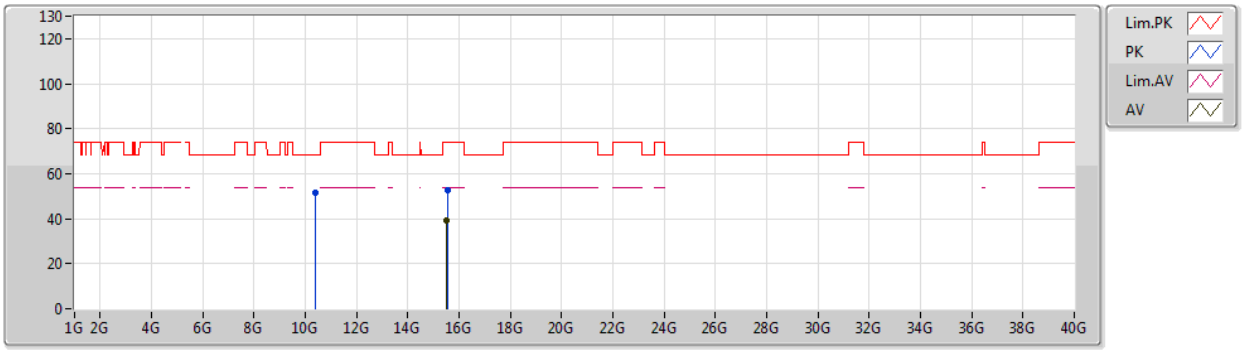

Type	Freq	Level	Limit	Margin	Factor	Dist	Condition	Azimuth	Height	Comment	Raw	AF	CL	PA
	(Hz)	(dBuV/m)	(dBuV/m)	(dB)	(dB)	(m)		(°)	(m)		(dBuV)	(dB)	(dB)	(dB)
AV	15.52776G	39.45	54.00	-14.55	-1.32	3	Horizontal	342	1.49	-	40.77	38.85	12.80	52.97
PK	10.37398G	51.59	68.20	-16.61	-4.75	3	Horizontal	10	2.45	-	56.34	39.39	10.33	54.47
PK	15.5529G	52.44	74.00	-21.56	-1.42	3	Horizontal	342	1.49	-	53.86	38.75	12.83	53.00

802.11a_Nss1,(6Mbps)_2TX

5200MHz_TX

12/02/2020

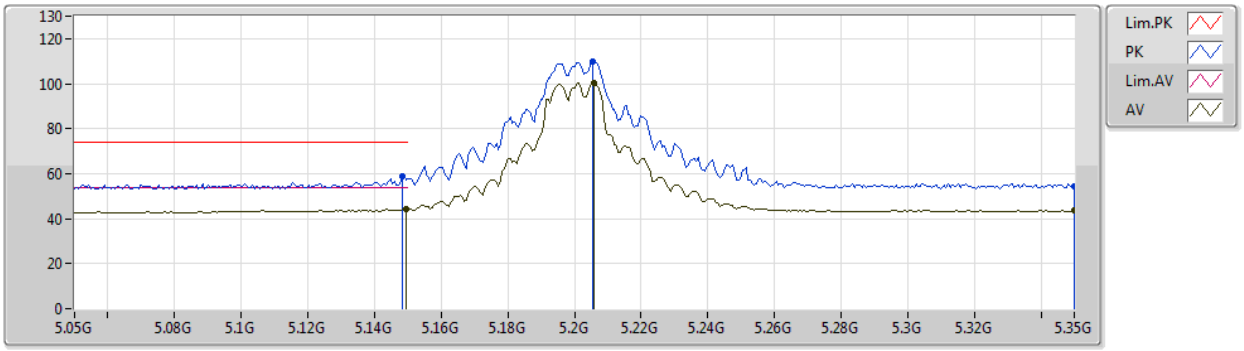

Type	Freq	Level	Limit	Margin	Factor	Dist	Condition	Azimuth	Height	Comment	Raw	AF	CL	PA
	(Hz)	(dBuV/m)	(dBuV/m)	(dB)	(dB)	(m)		(°)	(m)		(dBuV)	(dB)	(dB)	(dB)
AV	5.1496G	44.50	54.00	-9.50	4.97	3	Vertical	13	2.90	-	39.53	31.76	7.04	33.83
AV	5.206G	100.27	Inf	-Inf	5.04	3	Vertical	13	2.90	-	95.23	31.78	7.11	33.85
AV	5.35G	43.46	54.00	-10.54	5.25	3	Vertical	13	2.90	-	38.21	31.84	7.29	33.88
PK	5.1484G	58.75	74.00	-15.25	4.96	3	Vertical	13	2.90	-	53.79	31.76	7.03	33.83
PK	5.2054G	109.82	Inf	-Inf	5.04	3	Vertical	13	2.90	-	104.78	31.78	7.11	33.85
PK	5.35G	54.35	74.00	-19.65	5.25	3	Vertical	13	2.90	-	49.10	31.84	7.29	33.88

802.11a_Nss1,(6Mbps)_2TX

5200MHz_TX

12/02/2020

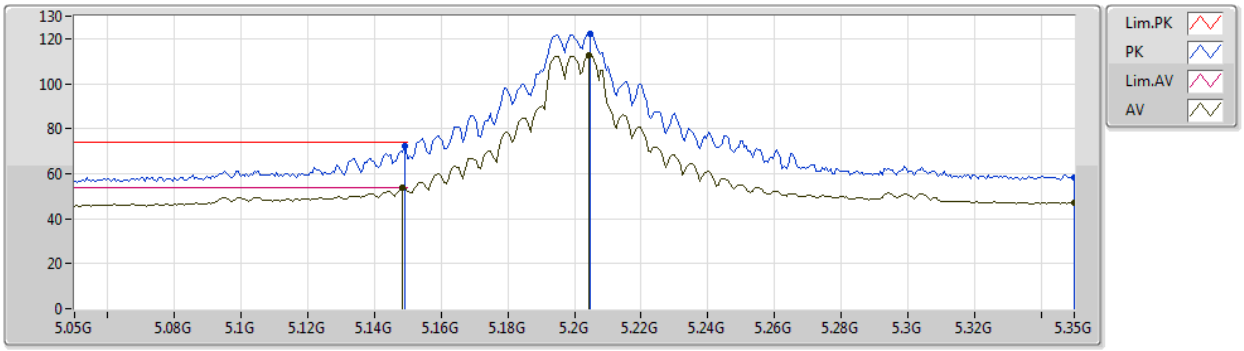

Type	Freq	Level	Limit	Margin	Factor	Dist	Condition	Azimuth	Height	Comment	Raw	AF	CL	PA
	(Hz)	(dBuV/m)	(dBuV/m)	(dB)	(dB)	(m)		(°)	(m)		(dBuV)	(dB)	(dB)	(dB)
AV	5.1484G	53.60	54.00	-0.40	4.96	3	Horizontal	0	1.14	-	48.64	31.76	7.03	33.83
AV	5.2042G	112.62	Inf	-Inf	5.03	3	Horizontal	0	1.14	-	107.59	31.78	7.10	33.85
AV	5.35G	47.00	54.00	-7.00	5.25	3	Horizontal	0	1.14	-	41.75	31.84	7.29	33.88
PK	5.149G	72.08	74.00	-1.92	4.97	3	Horizontal	0	1.14	-	67.11	31.76	7.04	33.83
PK	5.2048G	122.24	Inf	-Inf	5.04	3	Horizontal	0	1.14	-	117.20	31.78	7.11	33.85
PK	5.35G	58.00	74.00	-16.00	5.25	3	Horizontal	0	1.14	-	52.75	31.84	7.29	33.88

802.11a_Nss1,(6Mbps)_2TX

5200MHz_TX

12/02/2020

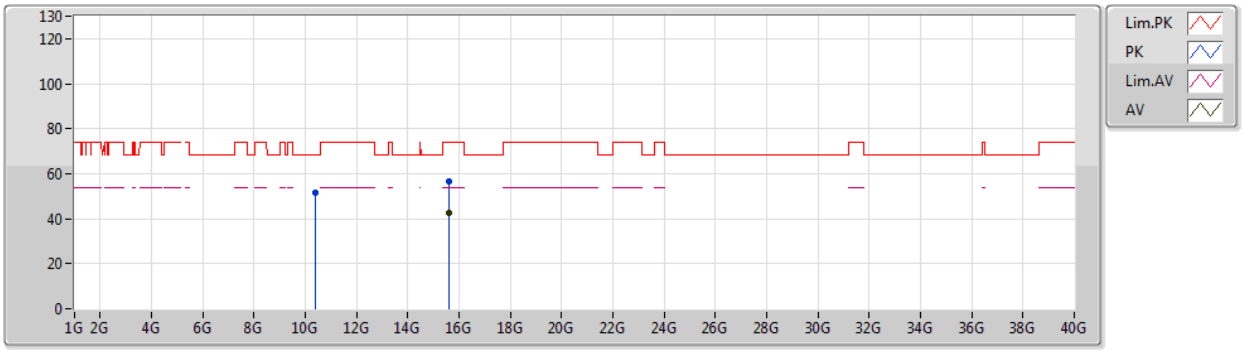

Type	Freq	Level	Limit	Margin	Factor	Dist	Condition	Azimuth	Height	Comment	Raw	AF	CL	PA
	(Hz)	(dBuV/m)	(dBuV/m)	(dB)	(dB)	(m)		(°)	(m)		(dBuV)	(dB)	(dB)	(dB)
AV	15.6015G	42.43	54.00	-11.57	-1.57	3	Vertical	332	1.62	-	44.00	38.57	12.91	53.05
PK	10.3853G	51.61	68.20	-16.59	-4.73	3	Vertical	262	1.24	-	56.34	39.40	10.33	54.46
PK	15.6006G	56.67	74.00	-17.33	-1.56	3	Vertical	332	1.62	-	58.23	38.58	12.91	53.05

802.11a_Nss1,(6Mbps)_2TX

5200MHz_TX

12/02/2020

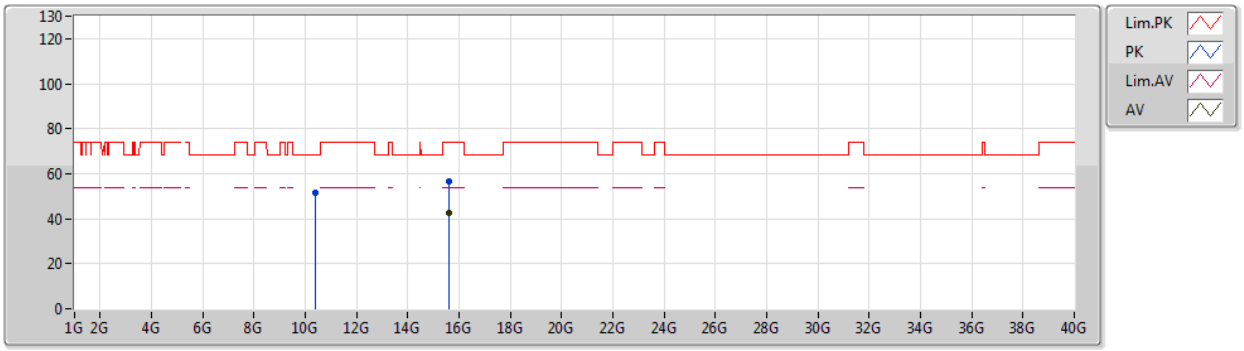

Type	Freq	Level	Limit	Margin	Factor	Dist	Condition	Azimuth	Height	Comment	Raw	AF	CL	PA
	(Hz)	(dBuV/m)	(dBuV/m)	(dB)	(dB)	(m)		(°)	(m)		(dBuV)	(dB)	(dB)	(dB)
AV	15.6015G	42.60	54.00	-11.40	-1.57	3	Horizontal	41	1.43	-	44.17	38.57	12.91	53.05
PK	10.40414G	51.78	68.20	-16.42	-4.68	3	Horizontal	285	1.80	-	56.46	39.43	10.34	54.45
PK	15.5934G	56.60	74.00	-17.40	-1.54	3	Horizontal	41	1.43	-	58.14	38.60	12.90	53.04

802.11a_Nss1,(6Mbps)_2TX

5240MHz_TX

12/02/2020

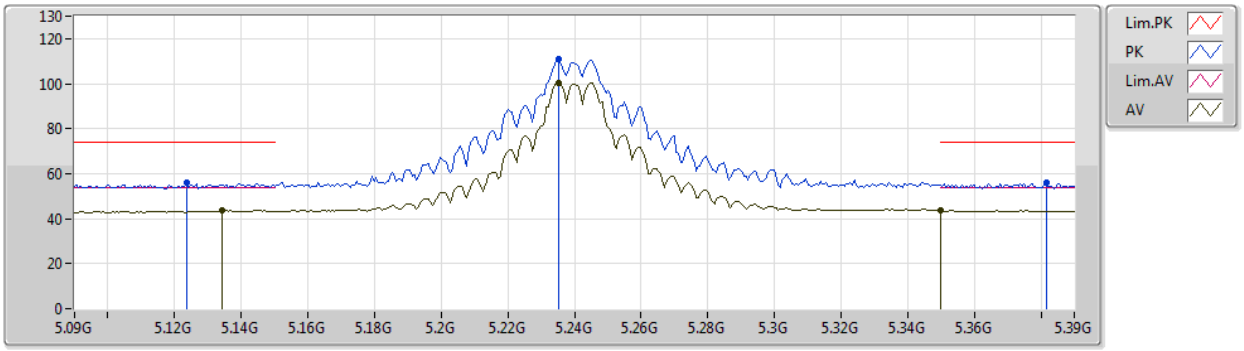

Type	Freq	Level	Limit	Margin	Factor	Dist	Condition	Azimuth	Height	Comment	Raw	AF	CL	PA
	(Hz)	(dBuV/m)	(dBuV/m)	(dB)	(dB)	(m)		(°)	(m)		(dBuV)	(dB)	(dB)	(dB)
AV	5.1344G	43.60	54.00	-10.40	4.94	3	Vertical	58	2.87	-	38.66	31.75	7.02	33.83
AV	5.2352G	100.42	Inf	-Inf	5.07	3	Vertical	58	2.87	-	95.35	31.79	7.14	33.86
AV	5.35G	43.56	54.00	-10.44	5.24	3	Vertical	58	2.87	-	38.32	31.84	7.29	33.89
PK	5.1236G	56.00	74.00	-18.00	4.92	3	Vertical	58	2.87	-	51.08	31.75	7.00	33.83
PK	5.2352G	110.71	Inf	-Inf	5.07	3	Vertical	58	2.87	-	105.64	31.79	7.14	33.86
PK	5.3816G	55.81	74.00	-18.19	5.29	3	Vertical	58	2.87	-	50.52	31.85	7.33	33.89

802.11a_Nss1,(6Mbps)_2TX

5240MHz_TX

12/02/2020

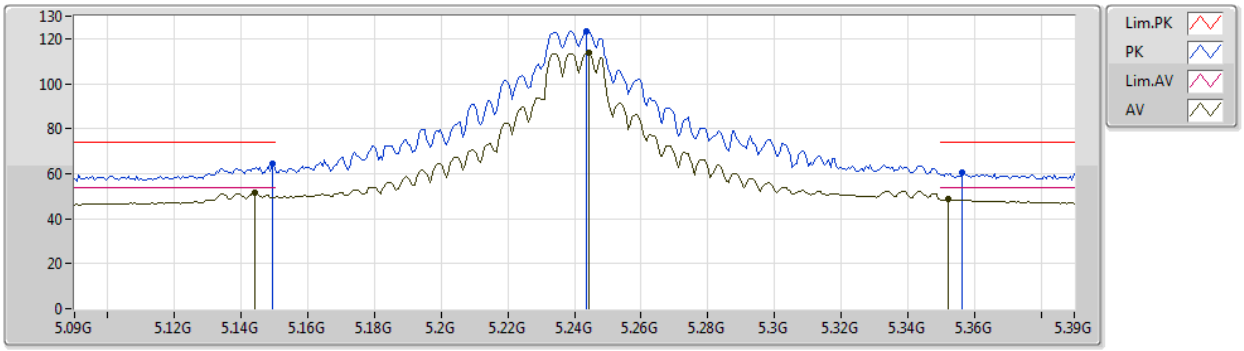

Type	Freq	Level	Limit	Margin	Factor	Dist	Condition	Azimuth	Height	Comment	Raw	AF	CL	PA
	(Hz)	(dBuV/m)	(dBuV/m)	(dB)	(dB)	(m)		(°)	(m)		(dBuV)	(dB)	(dB)	(dB)
AV	5.144G	51.56	54.00	-2.44	4.96	3	Horizontal	0	1.28	-	46.60	31.76	7.03	33.83
AV	5.2442G	113.49	Inf	-Inf	5.09	3	Horizontal	0	1.28	-	108.40	31.80	7.15	33.86
AV	5.3522G	48.57	54.00	-5.43	5.24	3	Horizontal	0	1.28	-	43.33	31.84	7.29	33.89
PK	5.1494G	64.54	74.00	-9.46	4.97	3	Horizontal	0	1.28	-	59.57	31.76	7.04	33.83
PK	5.2436G	123.54	Inf	-Inf	5.09	3	Horizontal	0	1.28	-	118.45	31.80	7.15	33.86
PK	5.3564G	60.41	74.00	-13.59	5.25	3	Horizontal	0	1.28	-	55.16	31.84	7.30	33.89

802.11a_Nss1,(6Mbps)_2TX

5240MHz_TX

12/02/2020

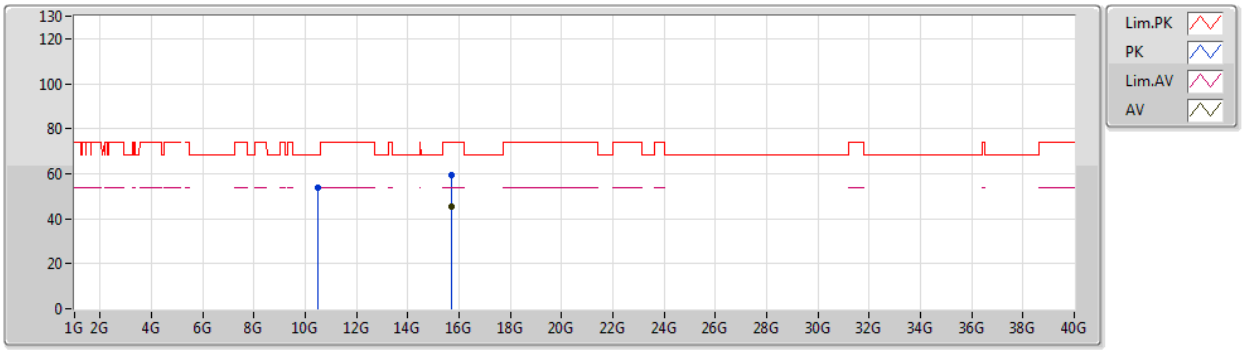

Type	Freq	Level	Limit	Margin	Factor	Dist	Condition	Azimuth	Height	Comment	Raw	AF	CL	PA
	(Hz)	(dBuV/m)	(dBuV/m)	(dB)	(dB)	(m)		(°)	(m)		(dBuV)	(dB)	(dB)	(dB)
AV	15.72144G	45.60	54.00	-8.40	-1.96	3	Vertical	331	1.43	-	47.56	38.13	13.10	53.19
PK	10.47262G	53.67	68.20	-14.53	-4.56	3	Vertical	360	1.48	-	58.23	39.51	10.35	54.42
PK	15.71334G	59.37	74.00	-14.63	-1.93	3	Vertical	331	1.43	-	61.30	38.16	13.09	53.18

802.11a_Nss1,(6Mbps)_2TX

5240MHz_TX

12/02/2020

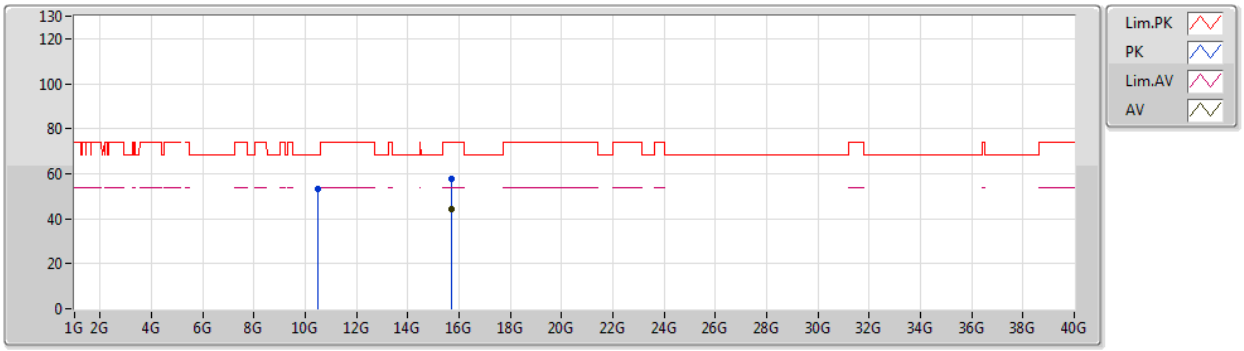

Type	Freq	Level	Limit	Margin	Factor	Dist	Condition	Azimuth	Height	Comment	Raw	AF	CL	PA
	(Hz)	(dBuV/m)	(dBuV/m)	(dB)	(dB)	(m)		(°)	(m)		(dBuV)	(dB)	(dB)	(dB)
AV	15.72132G	44.08	54.00	-9.92	-1.96	3	Horizontal	40	1.49	-	46.04	38.13	13.10	53.19
PK	10.47454G	53.45	68.20	-14.75	-4.55	3	Horizontal	340	1.58	-	58.00	39.52	10.35	54.42
PK	15.71382G	57.95	74.00	-16.05	-1.93	3	Horizontal	40	1.49	-	59.88	38.16	13.09	53.18

802.11a_Nss1,(6Mbps)_2TX

5260MHz_TX

12/02/2020

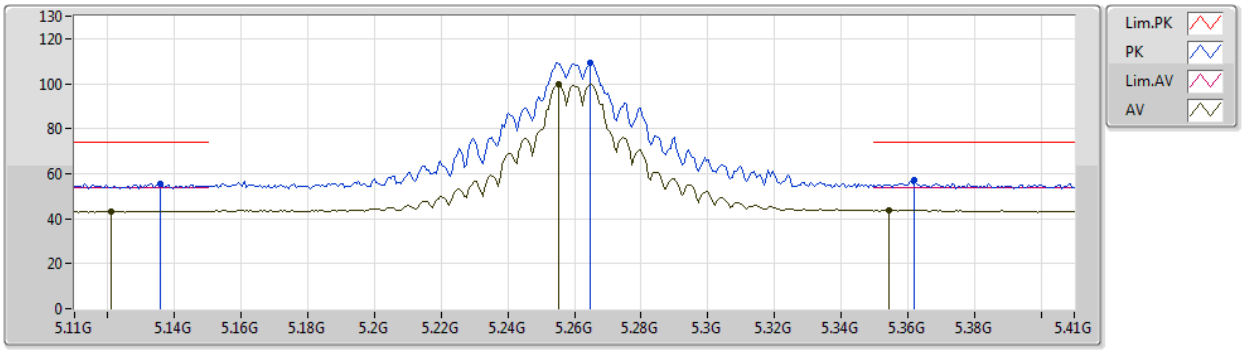

Type	Freq	Level	Limit	Margin	Factor	Dist	Condition	Azimuth	Height	Comment	Raw	AF	CL	PA
	(Hz)	(dBuV/m)	(dBuV/m)	(dB)	(dB)	(m)		(°)	(m)		(dBuV)	(dB)	(dB)	(dB)
AV	5.1208G	43.36	54.00	-10.64	4.92	3	Vertical	55	2.85	-	38.44	31.75	7.00	33.83
AV	5.2552G	99.60	Inf	-Inf	5.11	3	Vertical	55	2.85	-	94.49	31.80	7.17	33.86
AV	5.3542G	43.81	54.00	-10.19	5.24	3	Vertical	55	2.85	-	38.57	31.84	7.29	33.89
PK	5.1358G	55.62	74.00	-18.38	4.94	3	Vertical	55	2.85	-	50.68	31.75	7.02	33.83
PK	5.2648G	109.54	Inf	-Inf	5.13	3	Vertical	55	2.85	-	104.41	31.81	7.18	33.86
PK	5.362G	57.08	74.00	-16.92	5.25	3	Vertical	55	2.85	-	51.83	31.84	7.30	33.89

802.11a_Nss1,(6Mbps)_2TX

5260MHz_TX

12/02/2020

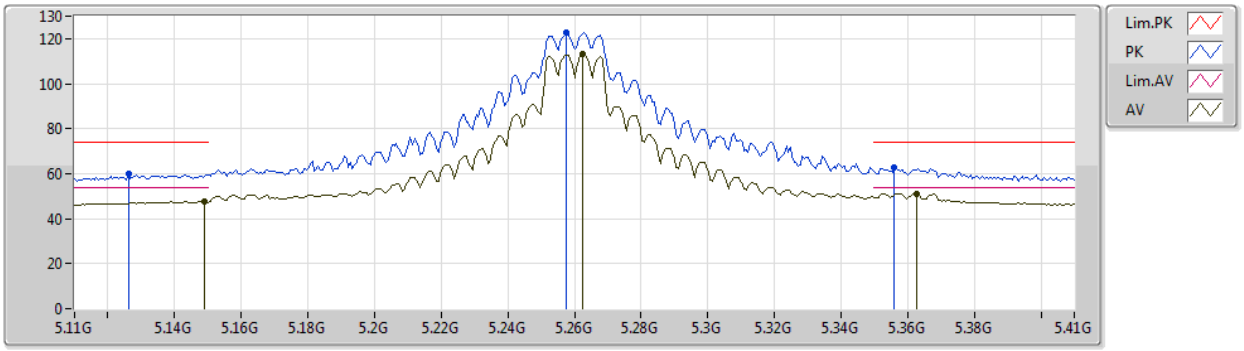

Type	Freq	Level	Limit	Margin	Factor	Dist	Condition	Azimuth	Height	Comment	Raw	AF	CL	PA
	(Hz)	(dBuV/m)	(dBuV/m)	(dB)	(dB)	(m)		(°)	(m)		(dBuV)	(dB)	(dB)	(dB)
AV	5.149G	47.71	54.00	-6.29	4.97	3	Horizontal	14	1.48	-	42.74	31.76	7.04	33.83
AV	5.2624G	113.08	Inf	-Inf	5.12	3	Horizontal	14	1.48	-	107.96	31.80	7.18	33.86
AV	5.3626G	51.21	54.00	-2.79	5.26	3	Horizontal	14	1.48	-	45.95	31.85	7.30	33.89
PK	5.1262G	59.77	74.00	-14.23	4.93	3	Horizontal	14	1.48	-	54.84	31.75	7.01	33.83
PK	5.2576G	122.57	Inf	-Inf	5.11	3	Horizontal	14	1.48	-	117.46	31.80	7.17	33.86
PK	5.356G	62.48	74.00	-11.52	5.25	3	Horizontal	14	1.48	-	57.23	31.84	7.30	33.89

802.11a_Nss1,(6Mbps)_2TX

5260MHz_TX

12/02/2020

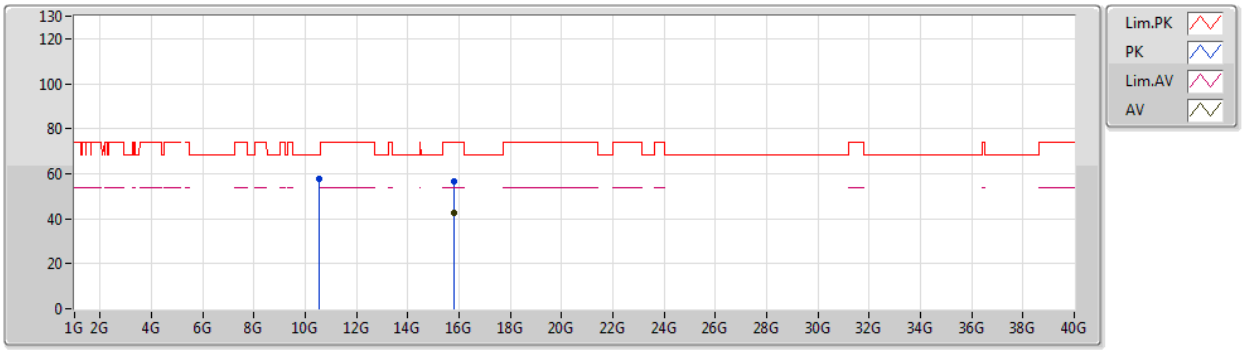

Type	Freq	Level	Limit	Margin	Factor	Dist	Condition	Azimuth	Height	Comment	Raw	AF	CL	PA
	(Hz)	(dBuV/m)	(dBuV/m)	(dB)	(dB)	(m)		(°)	(m)		(dBuV)	(dB)	(dB)	(dB)
AV	15.78042G	42.81	54.00	-11.19	-2.15	3	Vertical	319	1.48	-	44.96	37.91	13.19	53.25
PK	10.5194G	57.45	68.20	-10.75	-4.47	3	Vertical	357	1.49	-	61.92	39.58	10.36	54.41
PK	15.78036G	56.39	74.00	-17.61	-2.15	3	Vertical	319	1.48	-	58.54	37.91	13.19	53.25

802.11a_Nss1,(6Mbps)_2TX

5260MHz_TX

12/02/2020

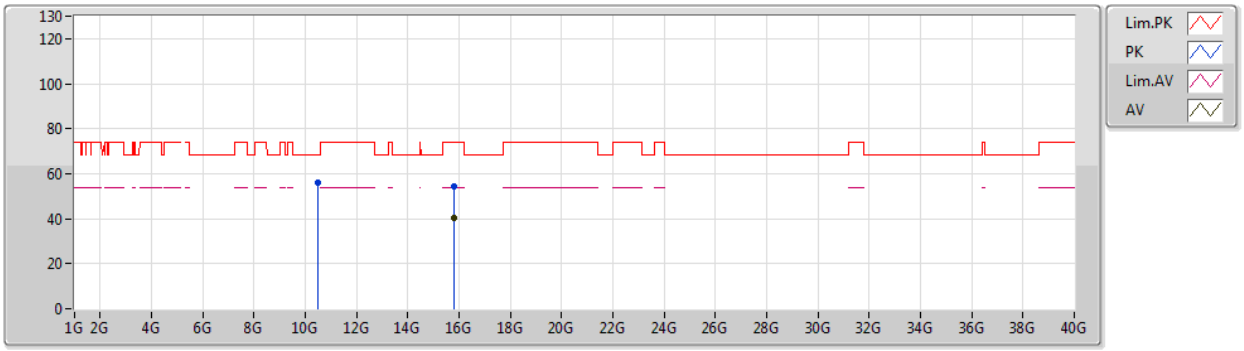

Type	Freq	Level	Limit	Margin	Factor	Dist	Condition	Azimuth	Height	Comment	Raw	AF	CL	PA
	(Hz)	(dBuV/m)	(dBuV/m)	(dB)	(dB)	(m)		(°)	(m)		(dBuV)	(dB)	(dB)	(dB)
AV	15.78024G	40.57	54.00	-13.43	-2.15	3	Horizontal	40	1.49	-	42.72	37.91	13.19	53.25
PK	10.51376G	56.06	68.20	-12.14	-4.48	3	Horizontal	259	1.09	-	60.54	39.57	10.36	54.41
PK	15.77952G	54.46	74.00	-19.54	-2.14	3	Horizontal	40	1.49	-	56.60	37.92	13.19	53.25

802.11a_Nss1,(6Mbps)_2TX

5300MHz_TX

12/02/2020

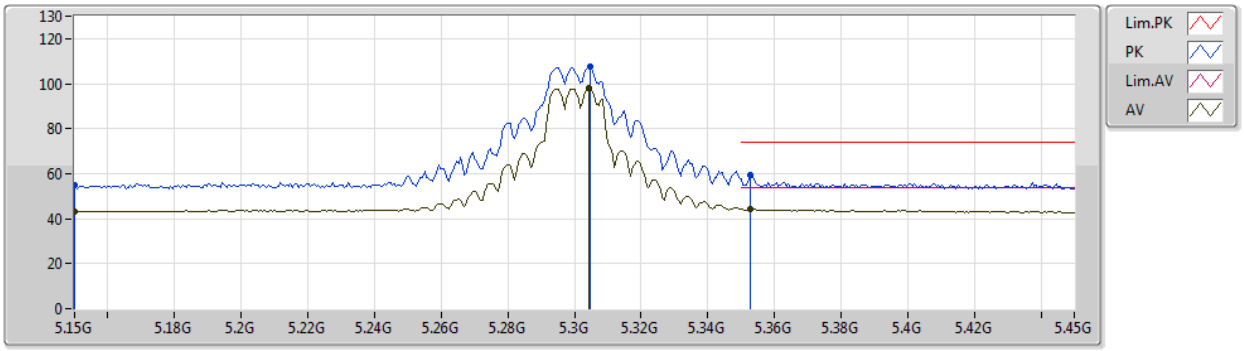

Type	Freq	Level	Limit	Margin	Factor	Dist	Condition	Azimuth	Height	Comment	Raw	AF	CL	PA
	(Hz)	(dBuV/m)	(dBuV/m)	(dB)	(dB)	(m)		(°)	(m)		(dBuV)	(dB)	(dB)	(dB)
AV	5.15G	43.18	54.00	-10.82	4.96	3	Vertical	57	2.94	-	38.22	31.76	7.04	33.84
AV	5.3042G	97.82	Inf	-Inf	5.18	3	Vertical	57	2.94	-	92.64	31.82	7.23	33.87
AV	5.3528G	44.24	54.00	-9.76	5.24	3	Vertical	57	2.94	-	39.00	31.84	7.29	33.89
PK	5.15G	54.68	74.00	-19.32	4.96	3	Vertical	57	2.94	-	49.72	31.76	7.04	33.84
PK	5.3048G	107.37	Inf	-Inf	5.18	3	Vertical	57	2.94	-	102.19	31.82	7.23	33.87
PK	5.3528G	59.65	74.00	-14.35	5.24	3	Vertical	57	2.94	-	54.41	31.84	7.29	33.89

802.11a_Nss1,(6Mbps)_2TX

5300MHz_TX

12/02/2020

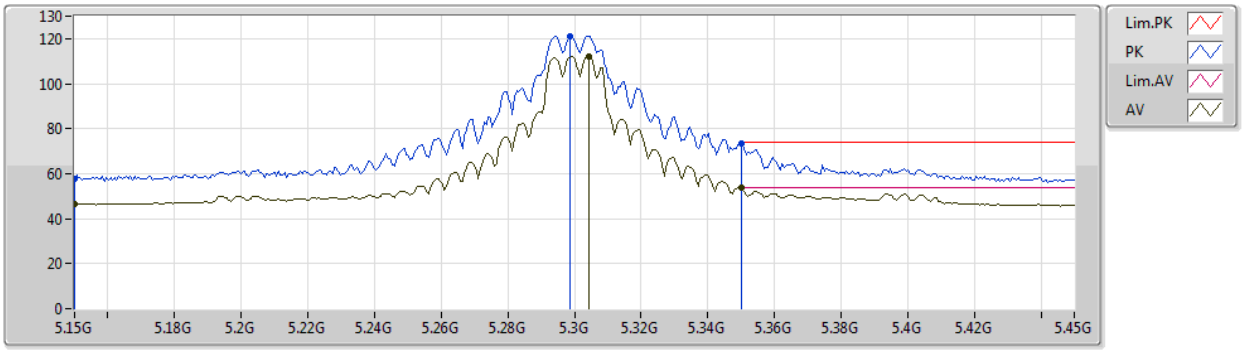

Type	Freq	Level	Limit	Margin	Factor	Dist	Condition	Azimuth	Height	Comment	Raw	AF	CL	PA
	(Hz)	(dBuV/m)	(dBuV/m)	(dB)	(dB)	(m)		(°)	(m)		(dBuV)	(dB)	(dB)	(dB)
AV	5.15G	46.25	54.00	-7.75	4.96	3	Horizontal	360	1.19	-	41.29	31.76	7.04	33.84
AV	5.3042G	111.94	Inf	-Inf	5.18	3	Horizontal	360	1.19	-	106.76	31.82	7.23	33.87
AV	5.35G	53.85	54.00	-0.15	5.24	3	Horizontal	360	1.19	-	48.61	31.84	7.29	33.89
PK	5.15G	57.77	74.00	-16.23	4.96	3	Horizontal	360	1.19	-	52.81	31.76	7.04	33.84
PK	5.2988G	121.23	Inf	-Inf	5.17	3	Horizontal	360	1.19	-	116.06	31.82	7.22	33.87
PK	5.35G	73.60	74.00	-0.40	5.24	3	Horizontal	360	1.19	-	68.36	31.84	7.29	33.89

802.11a_Nss1,(6Mbps)_2TX

5300MHz_TX

12/02/2020

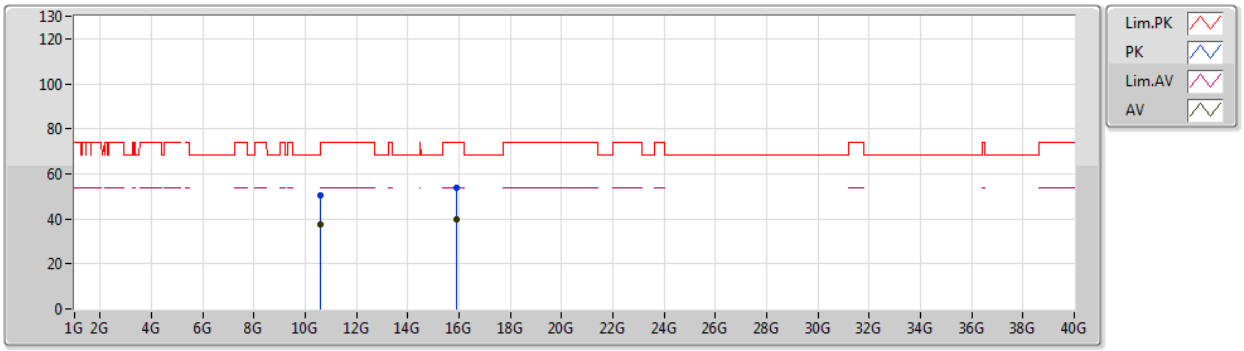

Type	Freq	Level	Limit	Margin	Factor	Dist	Condition	Azimuth	Height	Comment	Raw	AF	CL	PA
	(Hz)	(dBuV/m)	(dBuV/m)	(dB)	(dB)	(m)		(°)	(m)		(dBuV)	(dB)	(dB)	(dB)
AV	10.60582G	37.34	54.00	-16.66	-4.37	3	Vertical	241	1.49	-	41.71	39.69	10.37	54.43
AV	15.90096G	39.81	54.00	-14.19	-2.54	3	Vertical	331	1.57	-	42.35	37.47	13.38	53.39
PK	10.5967G	50.62	68.20	-17.58	-4.38	3	Vertical	241	1.49	-	55.00	39.68	10.37	54.43
PK	15.90138G	53.78	74.00	-20.22	-2.55	3	Vertical	331	1.57	-	56.33	37.46	13.38	53.39

802.11a_Nss1,(6Mbps)_2TX

5300MHz_TX

12/02/2020

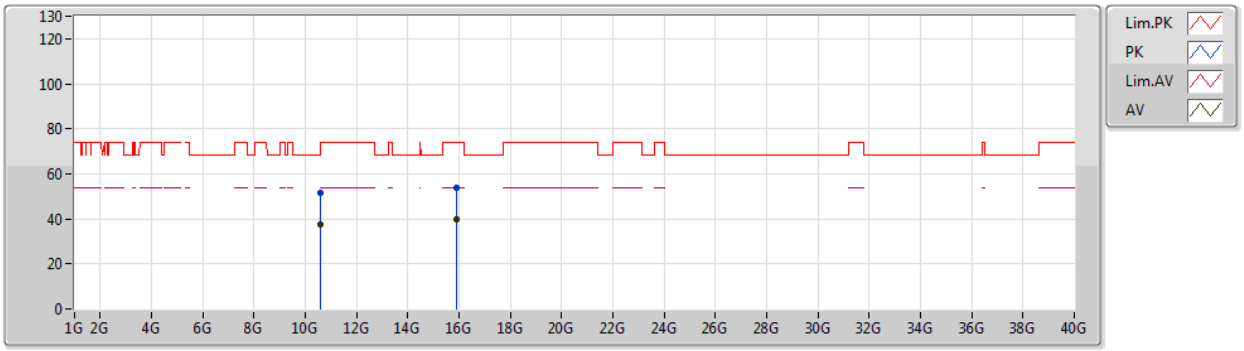

Type	Freq	Level	Limit	Margin	Factor	Dist	Condition	Azimuth	Height	Comment	Raw	AF	CL	PA
	(Hz)	(dBuV/m)	(dBuV/m)	(dB)	(dB)	(m)		(°)	(m)		(dBuV)	(dB)	(dB)	(dB)
AV	10.60384G	37.51	54.00	-16.49	-4.38	3	Horizontal	360	1.48	-	41.89	39.68	10.37	54.43
AV	15.90108G	40.03	54.00	-13.97	-2.54	3	Horizontal	7	1.49	-	42.57	37.47	13.38	53.39
PK	10.60786G	51.42	74.00	-22.58	-4.37	3	Horizontal	360	1.48	-	55.79	39.69	10.37	54.43
PK	15.90162G	53.85	74.00	-20.15	-2.55	3	Horizontal	7	1.49	-	56.40	37.46	13.38	53.39

802.11a_Nss1,(6Mbps)_2TX

5320MHz_TX

13/02/2020

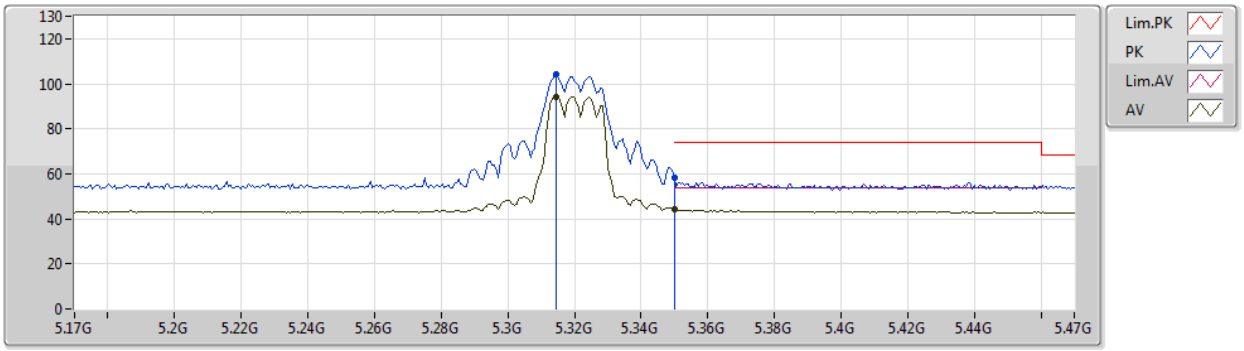

Type	Freq	Level	Limit	Margin	Factor	Dist	Condition	Azimuth	Height	Comment	Raw	AF	CL	PA
	(Hz)	(dBuV/m)	(dBuV/m)	(dB)	(dB)	(m)		(°)	(m)		(dBuV)	(dB)	(dB)	(dB)
AV	5.3146G	94.39	Inf	-Inf	5.20	3	Vertical	55	2.97	-	89.19	31.83	7.24	33.87
AV	5.35G	44.21	54.00	-9.79	5.25	3	Vertical	55	2.97	-	38.96	31.84	7.29	33.88
PK	5.3146G	104.02	Inf	-Inf	5.20	3	Vertical	55	2.97	-	98.82	31.83	7.24	33.87
PK	5.35G	58.28	74.00	-15.72	5.25	3	Vertical	55	2.97	-	53.03	31.84	7.29	33.88

802.11a_Nss1,(6Mbps)_2TX

5320MHz_TX

13/02/2020

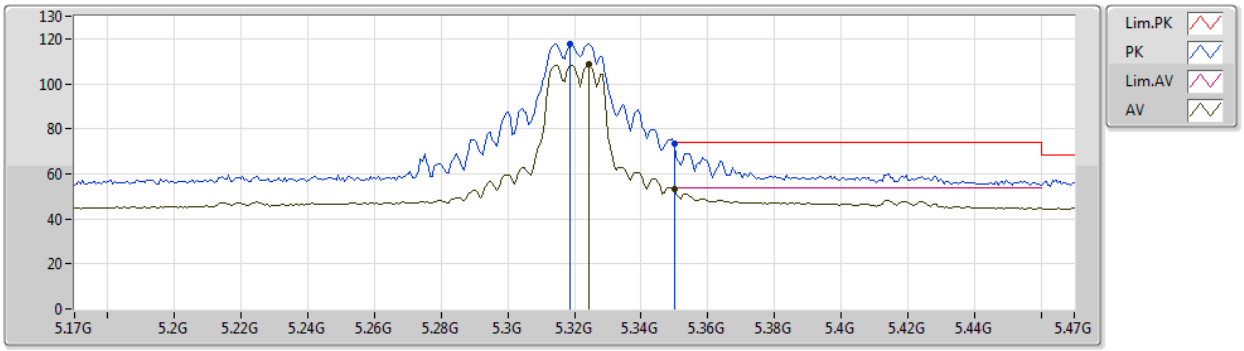

Type	Freq	Level	Limit	Margin	Factor	Dist	Condition	Azimuth	Height	Comment	Raw	AF	CL	PA
	(Hz)	(dBuV/m)	(dBuV/m)	(dB)	(dB)	(m)		(°)	(m)		(dBuV)	(dB)	(dB)	(dB)
AV	5.3242G	108.69	Inf	-Inf	5.21	3	Horizontal	360	1.19	-	103.48	31.83	7.26	33.88
AV	5.35G	53.32	54.00	-0.68	5.25	3	Horizontal	360	1.19	-	48.07	31.84	7.29	33.88
PK	5.3188G	117.57	Inf	-Inf	5.20	3	Horizontal	360	1.19	-	112.37	31.83	7.25	33.88
PK	5.35G	73.53	74.00	-0.47	5.25	3	Horizontal	360	1.19	-	68.28	31.84	7.29	33.88

802.11a_Nss1,(6Mbps)_2TX

5320MHz_TX

13/02/2020

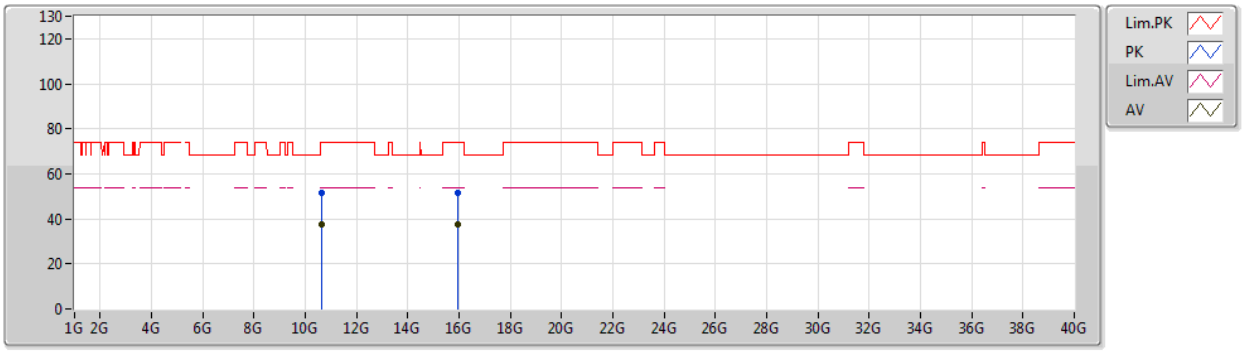

Type	Freq	Level	Limit	Margin	Factor	Dist	Condition	Azimuth	Height	Comment	Raw	AF	CL	PA
	(Hz)	(dBuV/m)	(dBuV/m)	(dB)	(dB)	(m)		(°)	(m)		(dBuV)	(dB)	(dB)	(dB)
AV	10.65404G	37.40	54.00	-16.60	-4.31	3	Vertical	360	1.14	-	41.71	39.75	10.38	54.44
AV	15.96078G	37.59	54.00	-16.41	-2.73	3	Vertical	360	1.37	-	40.32	37.25	13.48	53.46
PK	10.65428G	51.68	74.00	-22.32	-4.31	3	Vertical	360	1.14	-	55.99	39.75	10.38	54.44
PK	15.9651G	51.38	74.00	-22.62	-2.75	3	Vertical	360	1.37	-	54.13	37.23	13.48	53.46

802.11a_Nss1,(6Mbps)_2TX

5320MHz_TX

13/02/2020

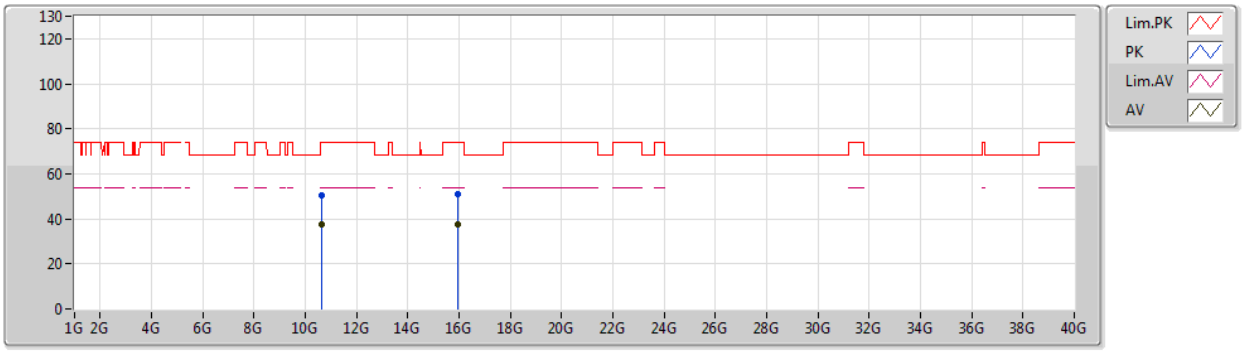

Type	Freq	Level	Limit	Margin	Factor	Dist	Condition	Azimuth	Height	Comment	Raw	AF	CL	PA
	(Hz)	(dBuV/m)	(dBuV/m)	(dB)	(dB)	(m)		(°)	(m)		(dBuV)	(dB)	(dB)	(dB)
AV	10.652G	37.69	54.00	-16.31	-4.31	3	Horizontal	328	1.00	-	42.00	39.75	10.38	54.44
AV	15.95226G	37.48	54.00	-16.52	-2.71	3	Horizontal	141	1.49	-	40.19	37.28	13.46	53.45
PK	10.65476G	50.49	74.00	-23.51	-4.31	3	Horizontal	328	1.00	-	54.80	39.75	10.38	54.44
PK	15.9651G	50.89	74.00	-23.11	-2.75	3	Horizontal	141	1.49	-	53.64	37.23	13.48	53.46

Level (dBuV/m) = Raw(Read Level) + AF(Antenna Factor) + CL(Cable Loss) - PA(Preamp Factor)

802.11a_Nss1,(6Mbps)_2TX

5500MHz_TX

13/02/2020

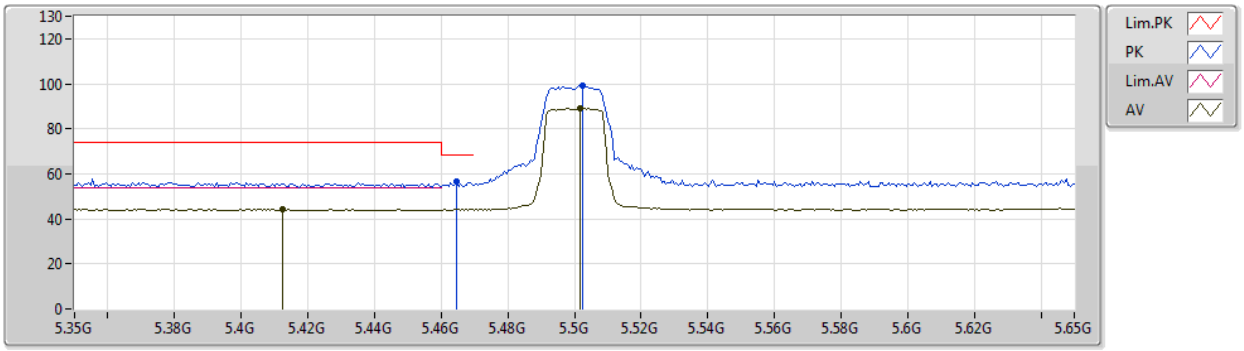

Type	Freq	Level	Limit	Margin	Factor	Dist	Condition	Azimuth	Height	Comment	Raw	AF	CL	PA
	(Hz)	(dBuV/m)	(dBuV/m)	(dB)	(dB)	(m)		(°)	(m)		(dBuV)	(dB)	(dB)	(dB)
AV	5.4124G	44.30	54.00	-9.70	5.33	3	Vertical	18	2.65	-	38.97	31.86	7.37	33.90
AV	5.5018G	89.14	Inf	-Inf	5.46	3	Vertical	18	2.65	-	83.68	31.90	7.48	33.92
PK	5.4646G	56.36	68.20	-11.84	5.41	3	Vertical	18	2.65	-	50.95	31.89	7.43	33.91
PK	5.5024G	99.33	Inf	-Inf	5.46	3	Vertical	18	2.65	-	93.87	31.90	7.48	33.92

802.11a_Nss1,(6Mbps)_2TX

5500MHz_TX

13/02/2020

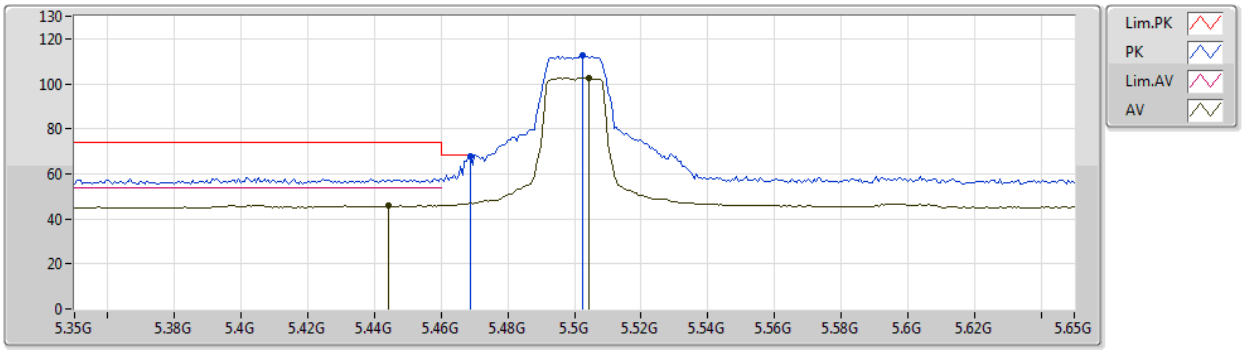

Type	Freq	Level	Limit	Margin	Factor	Dist	Condition	Azimuth	Height	Comment	Raw	AF	CL	PA
	(Hz)	(dBuV/m)	(dBuV/m)	(dB)	(dB)	(m)		(°)	(m)		(dBuV)	(dB)	(dB)	(dB)
AV	5.4442G	45.91	54.00	-8.09	5.38	3	Horizontal	353	1.00	-	40.53	31.88	7.41	33.91
AV	5.5042G	102.70	Inf	-Inf	5.47	3	Horizontal	353	1.00	-	97.23	31.91	7.48	33.92
PK	5.4688G	67.85	68.20	-0.35	5.42	3	Horizontal	353	1.00	-	62.43	31.89	7.44	33.91
PK	5.5024G	112.85	Inf	-Inf	5.46	3	Horizontal	353	1.00	-	107.39	31.90	7.48	33.92

802.11a_Nss1,(6Mbps)_2TX

5500MHz_TX

13/02/2020

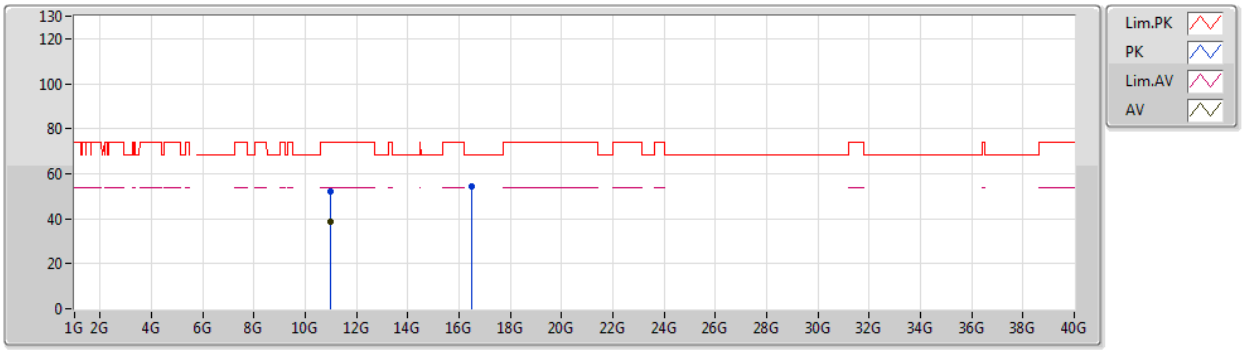

Type	Freq	Level	Limit	Margin	Factor	Dist	Condition	Azimuth	Height	Comment	Raw	AF	CL	PA
	(Hz)	(dBuV/m)	(dBuV/m)	(dB)	(dB)	(m)		(°)	(m)		(dBuV)	(dB)	(dB)	(dB)
AV	10.99808G	38.85	54.00	-15.15	-3.87	3	Vertical	57	1.25	-	42.72	40.20	10.44	54.51
PK	11.00006G	51.91	74.00	-22.09	-3.87	3	Vertical	57	1.25	-	55.78	40.20	10.44	54.51
PK	16.4868G	54.60	68.20	-13.60	-0.06	3	Vertical	248	1.35	-	54.66	38.51	13.69	52.26

802.11a_Nss1,(6Mbps)_2TX

5500MHz_TX

13/02/2020

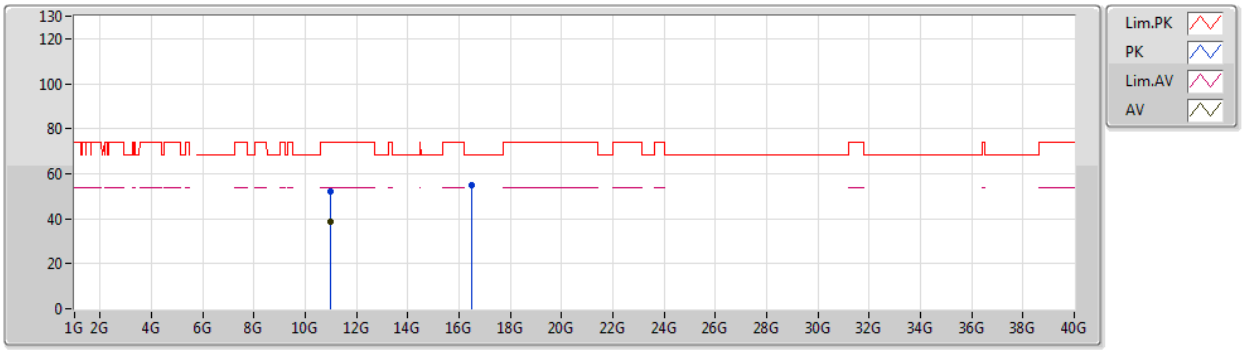

Type	Freq	Level	Limit	Margin	Factor	Dist	Condition	Azimuth	Height	Comment	Raw	AF	CL	PA
	(Hz)	(dBuV/m)	(dBuV/m)	(dB)	(dB)	(m)		(°)	(m)		(dBuV)	(dB)	(dB)	(dB)
AV	11.0003G	38.75	54.00	-15.25	-3.87	3	Horizontal	13	1.33	-	42.62	40.20	10.44	54.51
PK	10.9934G	52.37	74.00	-21.63	-3.88	3	Horizontal	13	1.33	-	56.25	40.19	10.44	54.51
PK	16.49394G	54.90	68.20	-13.30	-0.03	3	Horizontal	339	2.17	-	54.93	38.53	13.69	52.25

802.11a_Nss1,(6Mbps)_2TX

5580MHz_TX

13/02/2020

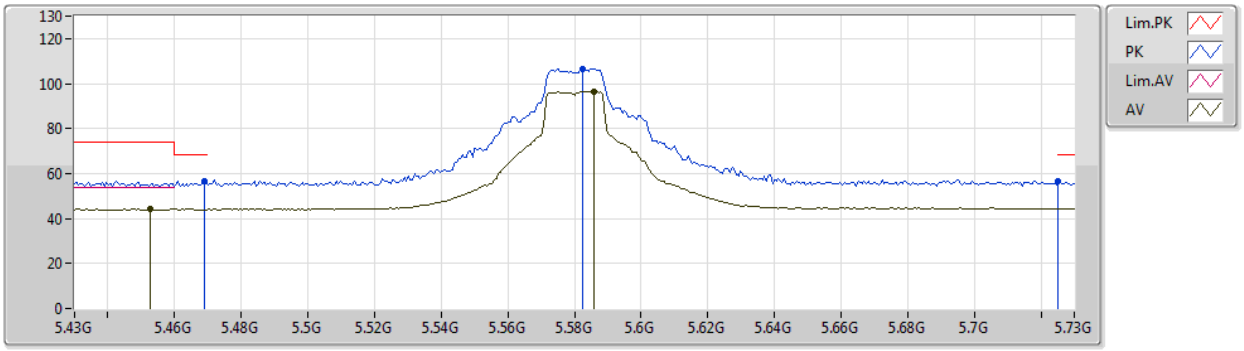

Type	Freq	Level	Limit	Margin	Factor	Dist	Condition	Azimuth	Height	Comment	Raw	AF	CL	PA
	(Hz)	(dBuV/m)	(dBuV/m)	(dB)	(dB)	(m)		(°)	(m)		(dBuV)	(dB)	(dB)	(dB)
AV	5.4528G	44.22	54.00	-9.78	5.39	3	Vertical	15	2.83	-	38.83	31.88	7.42	33.91
AV	5.586G	96.47	Inf	-Inf	5.61	3	Vertical	15	2.83	-	90.86	32.02	7.53	33.94
PK	5.469G	56.47	68.20	-11.73	5.42	3	Vertical	15	2.83	-	51.05	31.89	7.44	33.91
PK	5.5824G	106.35	Inf	-Inf	5.61	3	Vertical	15	2.83	-	100.74	32.02	7.53	33.94
PK	5.7252G	56.64	68.20	-11.56	5.88	3	Vertical	15	2.83	-	50.76	32.22	7.62	33.96

802.11a_Nss1,(6Mbps)_2TX

5580MHz_TX

13/02/2020

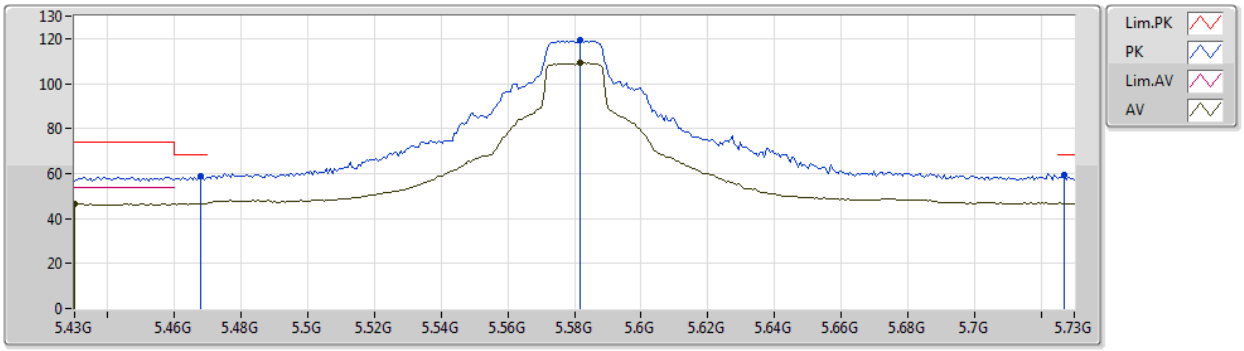

Type	Freq	Level	Limit	Margin	Factor	Dist	Condition	Azimuth	Height	Comment	Raw	AF	CL	PA
	(Hz)	(dBuV/m)	(dBuV/m)	(dB)	(dB)	(m)		(°)	(m)		(dBuV)	(dB)	(dB)	(dB)
AV	5.43G	46.58	54.00	-7.42	5.35	3	Horizontal	7	1.20	-	41.23	31.87	7.39	33.91
AV	5.5818G	109.15	Inf	-Inf	5.60	3	Horizontal	7	1.20	-	103.55	32.01	7.53	33.94
PK	5.4678G	58.73	68.20	-9.47	5.42	3	Horizontal	7	1.20	-	53.31	31.89	7.44	33.91
PK	5.5818G	119.43	Inf	-Inf	5.60	3	Horizontal	7	1.20	-	113.83	32.01	7.53	33.94
PK	5.727G	59.38	68.20	-8.82	5.88	3	Horizontal	7	1.20	-	53.50	32.22	7.62	33.96

802.11a_Nss1,(6Mbps)_2TX

5580MHz_TX

13/02/2020

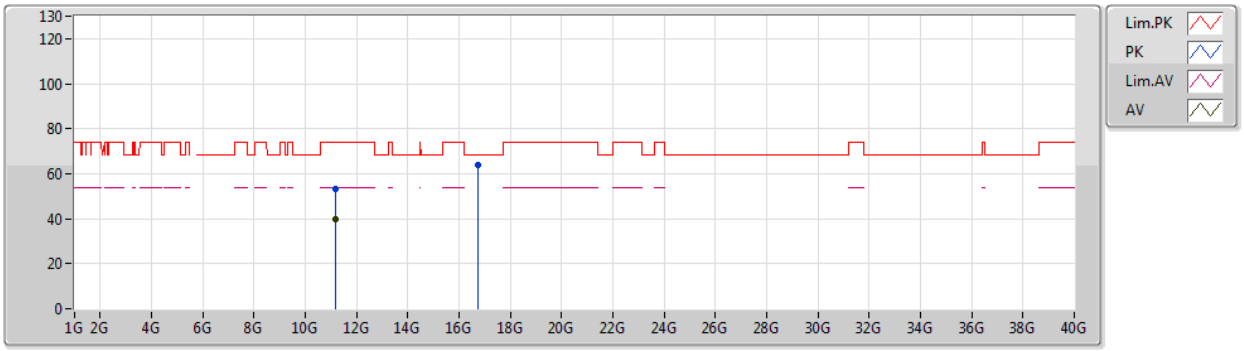

Type	Freq	Level	Limit	Margin	Factor	Dist	Condition	Azimuth	Height	Comment	Raw	AF	CL	PA
	(Hz)	(dBuV/m)	(dBuV/m)	(dB)	(dB)	(m)		(°)	(m)		(dBuV)	(dB)	(dB)	(dB)
AV	11.16252G	40.00	54.00	-14.00	-3.90	3	Vertical	356	2.51	-	43.90	40.00	10.52	54.42
PK	11.1636G	53.07	74.00	-20.93	-3.90	3	Vertical	356	2.51	-	56.97	40.00	10.52	54.42
PK	16.74408G	63.71	68.20	-4.49	0.65	3	Vertical	32	1.37	-	63.06	39.26	13.77	52.38

802.11a_Nss1,(6Mbps)_2TX

5580MHz_TX

13/02/2020

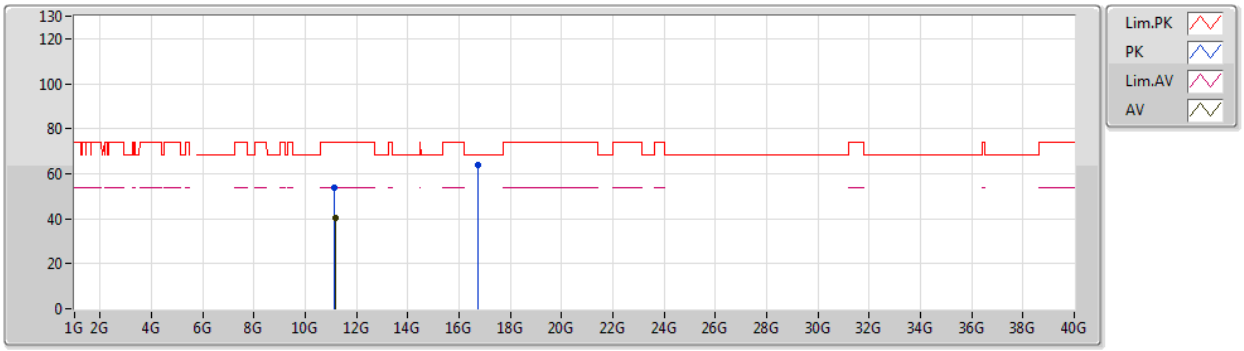

Type	Freq	Level	Limit	Margin	Factor	Dist	Condition	Azimuth	Height	Comment	Raw	AF	CL	PA
	(Hz)	(dBuV/m)	(dBuV/m)	(dB)	(dB)	(m)		(°)	(m)		(dBuV)	(dB)	(dB)	(dB)
AV	11.16048G	40.33	54.00	-13.67	-3.89	3	Horizontal	329	1.35	-	44.22	40.01	10.52	54.42
PK	11.1555G	53.83	74.00	-20.17	-3.89	3	Horizontal	329	1.35	-	57.72	40.01	10.52	54.42
PK	16.73946G	63.64	68.20	-4.56	0.62	3	Horizontal	70	1.41	-	63.02	39.24	13.76	52.38

802.11a_Nss1,(6Mbps)_2TX

5700MHz_TX

13/02/2020

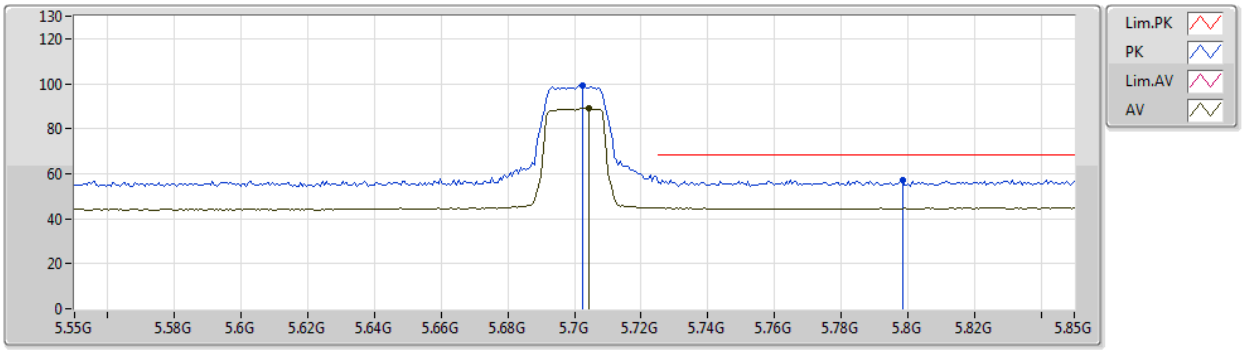

Type	Freq	Level	Limit	Margin	Factor	Dist	Condition	Azimuth	Height	Comment	Raw	AF	CL	PA
	(Hz)	(dBuV/m)	(dBuV/m)	(dB)	(dB)	(m)		(°)	(m)		(dBuV)	(dB)	(dB)	(dB)
AV	5.7042G	89.14	Inf	-Inf	5.85	3	Vertical	22	2.74	-	83.29	32.19	7.61	33.95
PK	5.7024G	99.44	Inf	-Inf	5.84	3	Vertical	22	2.74	-	93.60	32.18	7.61	33.95
PK	5.7984G	57.10	68.20	-11.10	6.02	3	Vertical	22	2.74	-	51.08	32.32	7.67	33.97

802.11a_Nss1,(6Mbps)_2TX

5700MHz_TX

13/02/2020

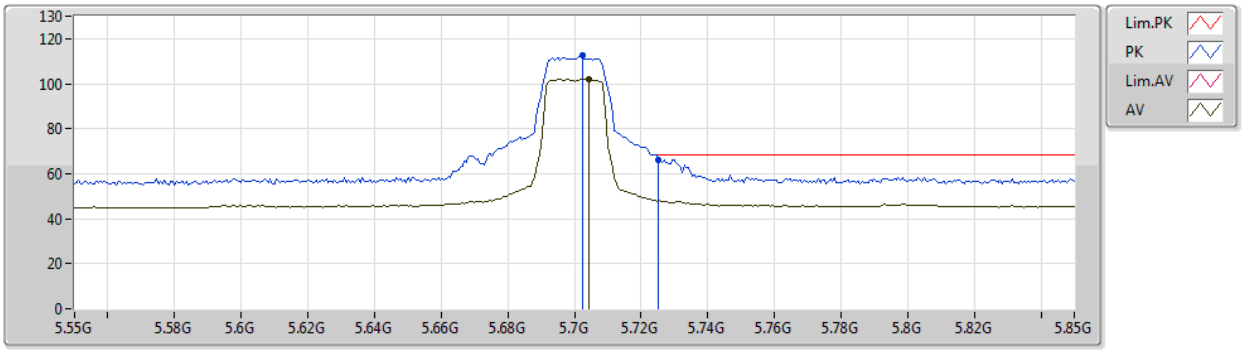

Type	Freq	Level	Limit	Margin	Factor	Dist	Condition	Azimuth	Height	Comment	Raw	AF	CL	PA
	(Hz)	(dBuV/m)	(dBuV/m)	(dB)	(dB)	(m)		(°)	(m)		(dBuV)	(dB)	(dB)	(dB)
AV	5.7042G	101.99	Inf	-Inf	5.85	3	Horizontal	351	1.00	-	96.14	32.19	7.61	33.95
PK	5.7024G	112.45	Inf	-Inf	5.84	3	Horizontal	351	1.00	-	106.61	32.18	7.61	33.95
PK	5.7252G	66.39	68.20	-1.81	5.88	3	Horizontal	351	1.00	-	60.51	32.22	7.62	33.96

802.11a_Nss1,(6Mbps)_2TX

5700MHz_TX

13/02/2020

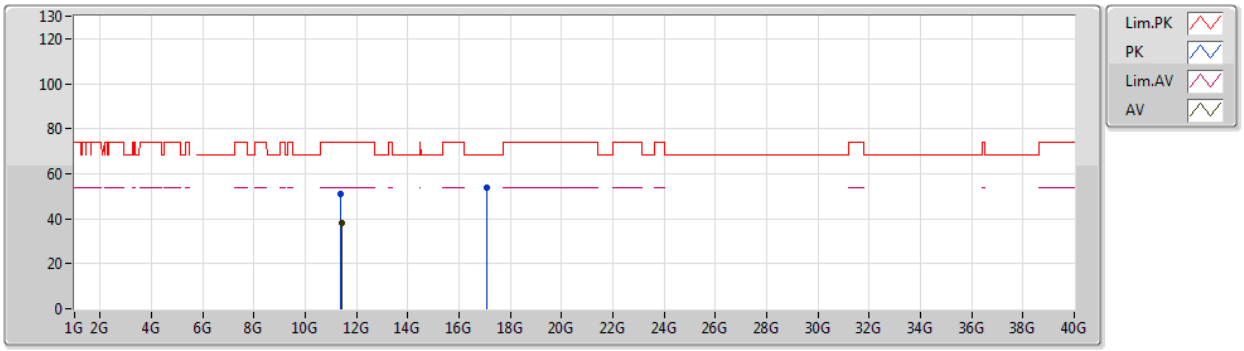

Type	Freq	Level	Limit	Margin	Factor	Dist	Condition	Azimuth	Height	Comment	Raw	AF	CL	PA
	(Hz)	(dBuV/m)	(dBuV/m)	(dB)	(dB)	(m)		(°)	(m)		(dBuV)	(dB)	(dB)	(dB)
AV	11.40594G	38.08	54.00	-15.92	-3.92	3	Vertical	164	1.20	-	42.00	39.71	10.64	54.27
PK	11.39622G	50.91	74.00	-23.09	-3.92	3	Vertical	164	1.20	-	54.83	39.72	10.64	54.28
PK	17.0862G	53.94	68.20	-14.26	1.84	3	Vertical	6	1.32	-	52.10	40.57	13.87	52.60

802.11a_Nss1,(6Mbps)_2TX

5700MHz_TX

13/02/2020

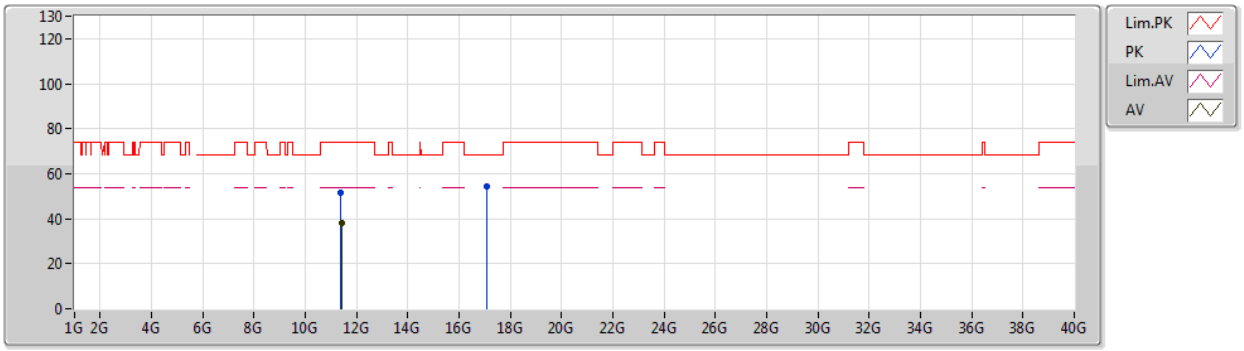

Type	Freq	Level	Limit	Margin	Factor	Dist	Condition	Azimuth	Height	Comment	Raw	AF	CL	PA
	(Hz)	(dBuV/m)	(dBuV/m)	(dB)	(dB)	(m)		(°)	(m)		(dBuV)	(dB)	(dB)	(dB)
AV	11.4048G	38.16	54.00	-15.84	-3.93	3	Horizontal	202	2.20	-	42.09	39.71	10.64	54.28
PK	11.3868G	51.48	74.00	-22.52	-3.92	3	Horizontal	202	2.20	-	55.40	39.74	10.63	54.29
PK	17.10006G	54.45	68.20	-13.75	1.93	3	Horizontal	226	1.94	-	52.52	40.66	13.87	52.60

802.11a_Nss1,(6Mbps)_2TX

5720MHz Straddle 5.47-5.725GHz_TX

13/02/2020

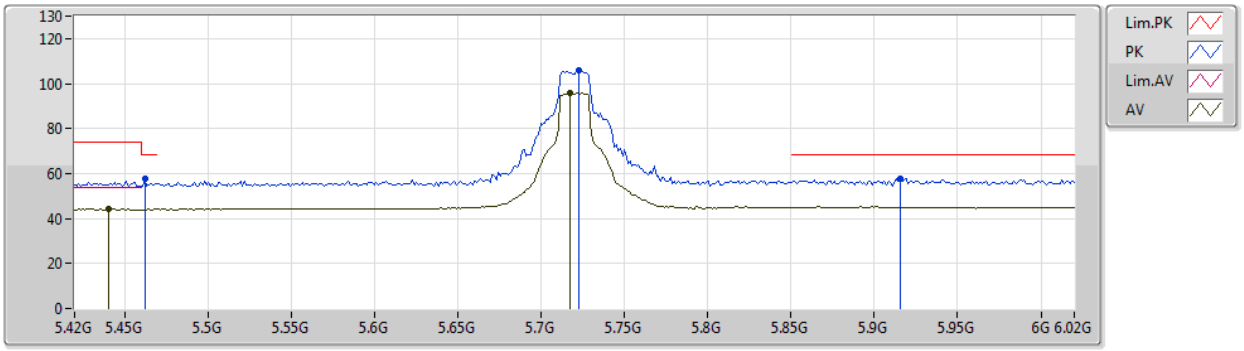

Type	Freq	Level	Limit	Margin	Factor	Dist	Condition	Azimuth	Height	Comment	Raw	AF	CL	PA
	(Hz)	(dBuV/m)	(dBuV/m)	(dB)	(dB)	(m)		(°)	(m)		(dBuV)	(dB)	(dB)	(dB)
AV	5.4404G	44.26	54.00	-9.74	5.37	3	Vertical	20	2.74	-	38.89	31.88	7.40	33.91
AV	5.7176G	95.75	Inf	-Inf	5.87	3	Vertical	20	2.74	-	89.88	32.20	7.62	33.95
PK	5.462G	57.48	68.20	-10.72	5.40	3	Vertical	20	2.74	-	52.08	31.88	7.43	33.91
PK	5.7224G	105.85	Inf	-Inf	5.88	3	Vertical	20	2.74	-	99.97	32.21	7.62	33.95
PK	5.9156G	57.69	68.20	-10.51	6.24	3	Vertical	20	2.74	-	51.45	32.48	7.74	33.98

802.11a_Nss1,(6Mbps)_2TX

13/02/2020

5720MHz Straddle 5.47-5.725GHz_TX

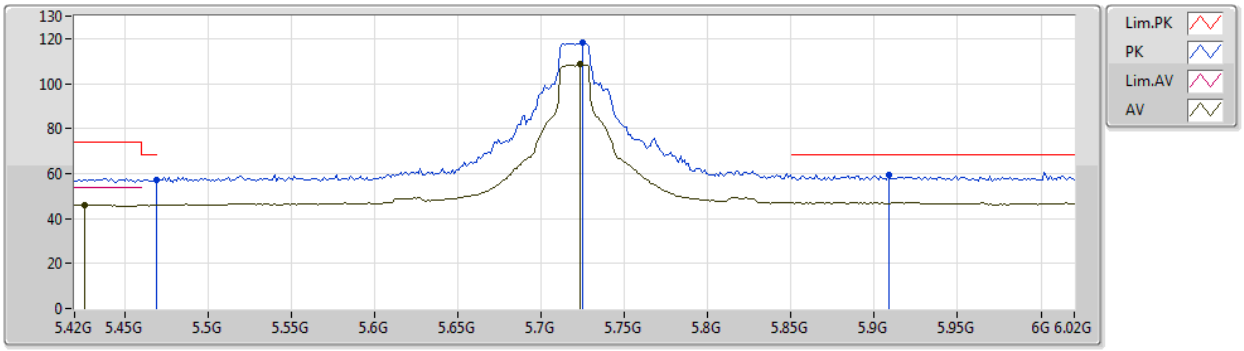

Type	Freq	Level	Limit	Margin	Factor	Dist	Condition	Azimuth	Height	Comment	Raw	AF	CL	PA
	(Hz)	(dBuV/m)	(dBuV/m)	(dB)	(dB)	(m)		(°)	(m)		(dBuV)	(dB)	(dB)	(dB)
AV	5.426G	46.11	54.00	-7.89	5.34	3	Horizontal	351	1.20	-	40.77	31.87	7.38	33.91
AV	5.7236G	108.72	Inf	-Inf	5.88	3	Horizontal	351	1.20	-	102.84	32.21	7.62	33.95
PK	5.4692G	57.26	68.20	-10.94	5.42	3	Horizontal	351	1.20	-	51.84	31.89	7.44	33.91
PK	5.7248G	118.40	Inf	-Inf	5.88	3	Horizontal	351	1.20	-	112.52	32.21	7.62	33.95
PK	5.9084G	59.23	68.20	-8.97	6.23	3	Horizontal	351	1.20	-	53.00	32.47	7.74	33.98

802.11a_Nss1,(6Mbps)_2TX

13/02/2020

5720MHz Straddle 5.47-5.725GHz_TX

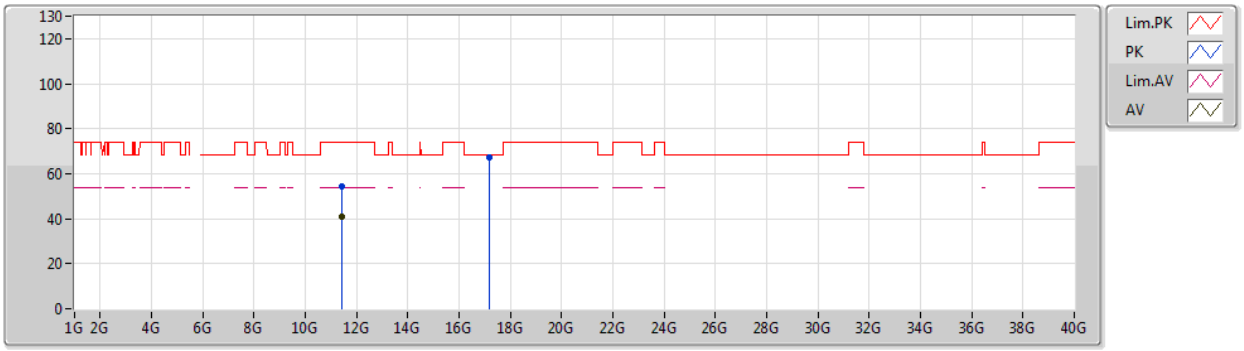

Type	Freq	Level	Limit	Margin	Factor	Dist	Condition	Azimuth	Height	Comment	Raw	AF	CL	PA
	(Hz)	(dBuV/m)	(dBuV/m)	(dB)	(dB)	(m)		(°)	(m)		(dBuV)	(dB)	(dB)	(dB)
AV	11.43952G	41.16	54.00	-12.84	-3.93	3	Vertical	11	1.32	-	45.09	39.67	10.66	54.26
PK	11.44504G	54.16	74.00	-19.84	-3.92	3	Vertical	11	1.32	-	58.08	39.67	10.66	54.25
PK	17.1606G	67.48	68.20	-0.72	2.31	3	Vertical	34	1.45	-	65.17	41.06	13.89	52.64

802.11a_Nss1,(6Mbps)_2TX

13/02/2020

5720MHz Straddle 5.47-5.725GHz_TX

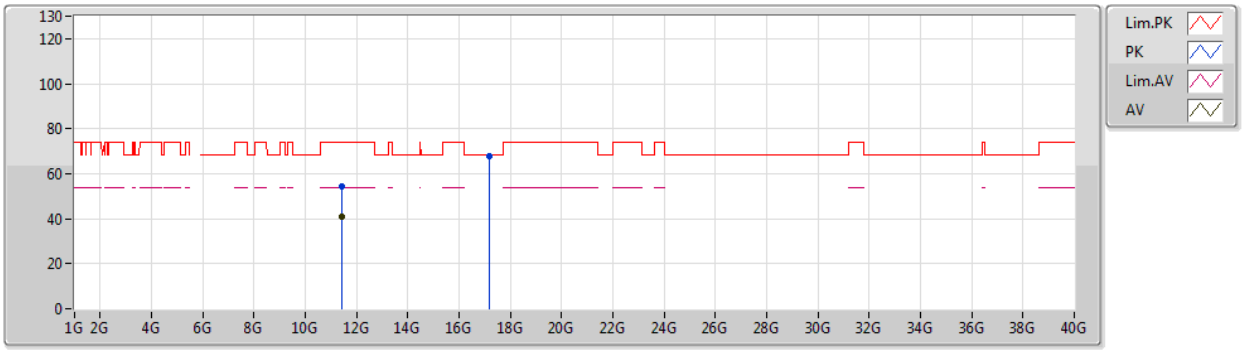

Type	Freq	Level	Limit	Margin	Factor	Dist	Condition	Azimuth	Height	Comment	Raw	AF	CL	PA
	(Hz)	(dBuV/m)	(dBuV/m)	(dB)	(dB)	(m)		(°)	(m)		(dBuV)	(dB)	(dB)	(dB)
AV	11.4391G	40.73	54.00	-13.27	-3.93	3	Horizontal	267	1.49	-	44.66	39.67	10.66	54.26
PK	11.43772G	54.17	74.00	-19.83	-3.93	3	Horizontal	267	1.49	-	58.10	39.67	10.66	54.26
PK	17.15952G	67.74	68.20	-0.46	2.30	3	Horizontal	57	1.57	-	65.44	41.05	13.89	52.64

802.11a_Nss1,(6Mbps)_2TX

5745MHz_TX

13/02/2020

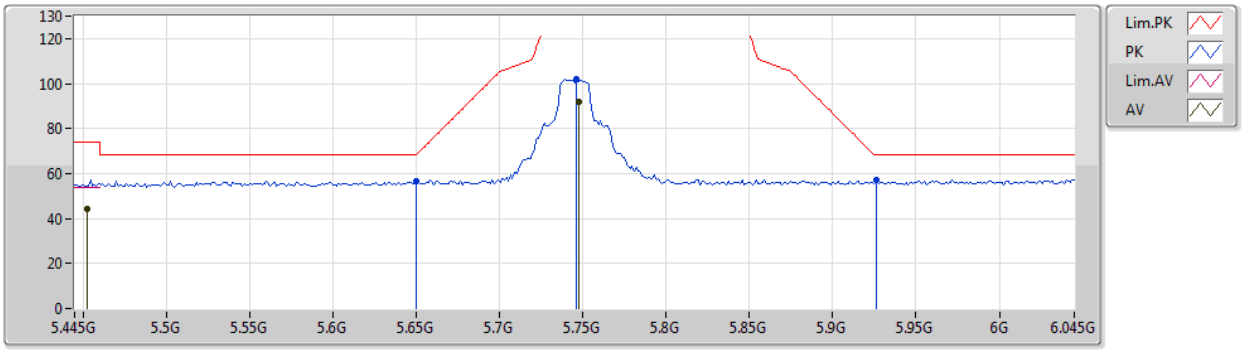

Type	Freq	Level	Limit	Margin	Factor	Dist	Condition	Azimuth	Height	Comment	Raw	AF	CL	PA
	(Hz)	(dBuV/m)	(dBuV/m)	(dB)	(dB)	(m)		(°)	(m)		(dBuV)	(dB)	(dB)	(dB)
AV	5.4522G	44.01	54.00	-9.99	5.39	3	Vertical	39	2.83	-	38.62	31.88	7.42	33.91
AV	5.7474G	91.97	Inf	-Inf	5.93	3	Vertical	39	2.83	-	86.04	32.25	7.64	33.96
PK	5.6502G	56.70	68.35	-11.65	5.73	3	Vertical	39	2.83	-	50.97	32.11	7.57	33.95
PK	5.7462G	102.08	Inf	-Inf	5.91	3	Vertical	39	2.83	-	96.17	32.24	7.63	33.96
PK	5.9262G	57.09	68.20	-11.11	6.26	3	Vertical	39	2.83	-	50.83	32.50	7.75	33.99

802.11a_Nss1,(6Mbps)_2TX

5745MHz_TX

13/02/2020

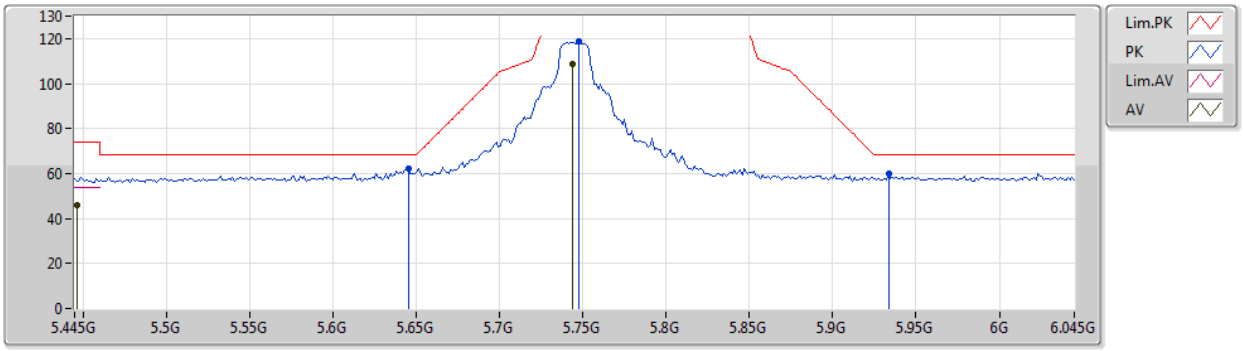

Type	Freq	Level	Limit	Margin	Factor	Dist	Condition	Azimuth	Height	Comment	Raw	AF	CL	PA
	(Hz)	(dBuV/m)	(dBuV/m)	(dB)	(dB)	(m)		(°)	(m)		(dBuV)	(dB)	(dB)	(dB)
AV	5.4462G	45.99	54.00	-8.01	5.38	3	Horizontal	350	1.11	-	40.61	31.88	7.41	33.91
AV	5.7438G	108.50	Inf	-Inf	5.91	3	Horizontal	350	1.11	-	102.59	32.24	7.63	33.96
PK	5.6454G	62.23	68.20	-5.97	5.73	3	Horizontal	350	1.11	-	56.50	32.10	7.57	33.94
PK	5.7474G	118.58	Inf	-Inf	5.93	3	Horizontal	350	1.11	-	112.65	32.25	7.64	33.96
PK	5.9334G	60.14	68.20	-8.06	6.28	3	Horizontal	350	1.11	-	53.86	32.51	7.76	33.99

802.11a_Nss1,(6Mbps)_2TX

5745MHz_TX

13/02/2020

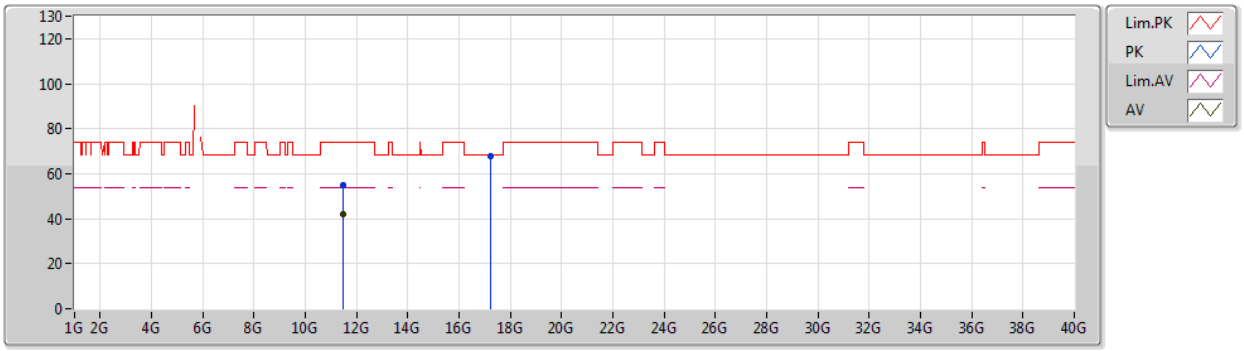

Type	Freq	Level	Limit	Margin	Factor	Dist	Condition	Azimuth	Height	Comment	Raw	AF	CL	PA
	(Hz)	(dBuV/m)	(dBuV/m)	(dB)	(dB)	(m)		(°)	(m)		(dBuV)	(dB)	(dB)	(dB)
AV	11.49132G	41.87	54.00	-12.13	-3.94	3	Vertical	12	1.33	-	45.81	39.61	10.68	54.23
PK	11.48754G	55.08	74.00	-18.92	-3.94	3	Vertical	12	1.33	-	59.02	39.61	10.68	54.23
PK	17.23908G	68.08	68.20	-0.12	2.80	3	Vertical	334	1.48	-	65.28	41.58	13.91	52.69

802.11a_Nss1,(6Mbps)_2TX

5745MHz_TX

13/02/2020

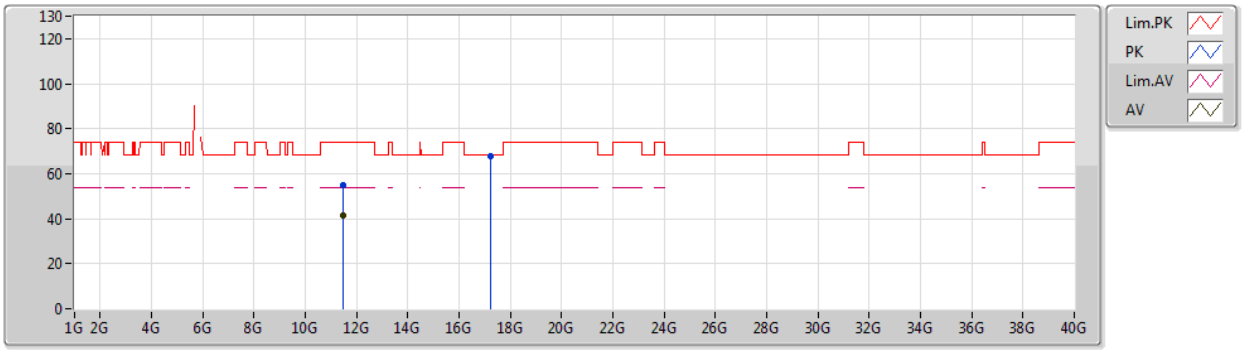

Type	Freq	Level	Limit	Margin	Factor	Dist	Condition	Azimuth	Height	Comment	Raw	AF	CL	PA
	(Hz)	(dBuV/m)	(dBuV/m)	(dB)	(dB)	(m)		(°)	(m)		(dBuV)	(dB)	(dB)	(dB)
AV	11.49228G	41.65	54.00	-12.35	-3.93	3	Horizontal	263	1.50	-	45.58	39.61	10.68	54.22
PK	11.49114G	54.70	74.00	-19.30	-3.94	3	Horizontal	263	1.50	-	58.64	39.61	10.68	54.23
PK	17.23914G	68.01	68.20	-0.19	2.80	3	Horizontal	337	1.58	-	65.21	41.58	13.91	52.69

802.11a_Nss1,(6Mbps)_2TX

5785MHz_TX

13/02/2020

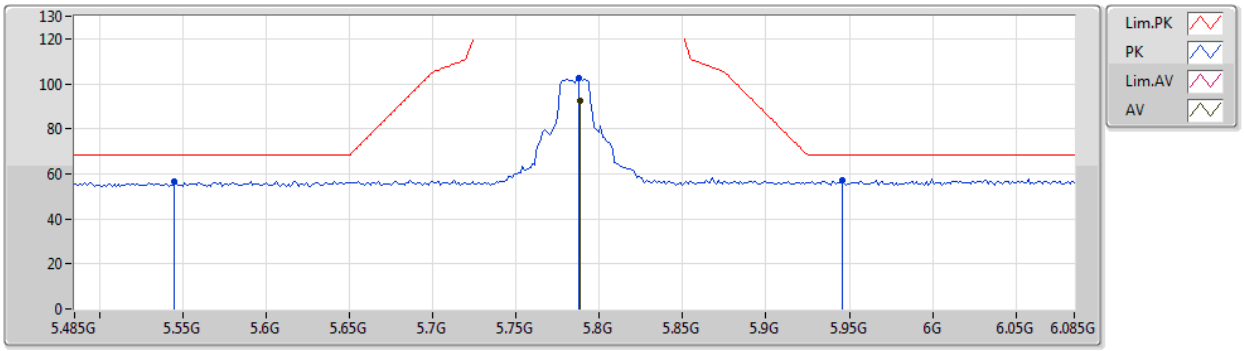

Type	Freq	Level	Limit	Margin	Factor	Dist	Condition	Azimuth	Height	Comment	Raw	AF	CL	PA
	(Hz)	(dBuV/m)	(dBuV/m)	(dB)	(dB)	(m)		(°)	(m)		(dBuV)	(dB)	(dB)	(dB)
AV	5.7886G	92.70	Inf	-Inf	5.99	3	Vertical	22	2.81	-	86.71	32.30	7.66	33.97
PK	5.545G	56.82	68.20	-11.38	5.53	3	Vertical	22	2.81	-	51.29	31.96	7.50	33.93
PK	5.7874G	102.67	Inf	-Inf	5.99	3	Vertical	22	2.81	-	96.68	32.30	7.66	33.97
PK	5.9458G	56.96	68.20	-11.24	6.29	3	Vertical	22	2.81	-	50.67	32.52	7.76	33.99

802.11a_Nss1,(6Mbps)_2TX

5785MHz_TX

13/02/2020

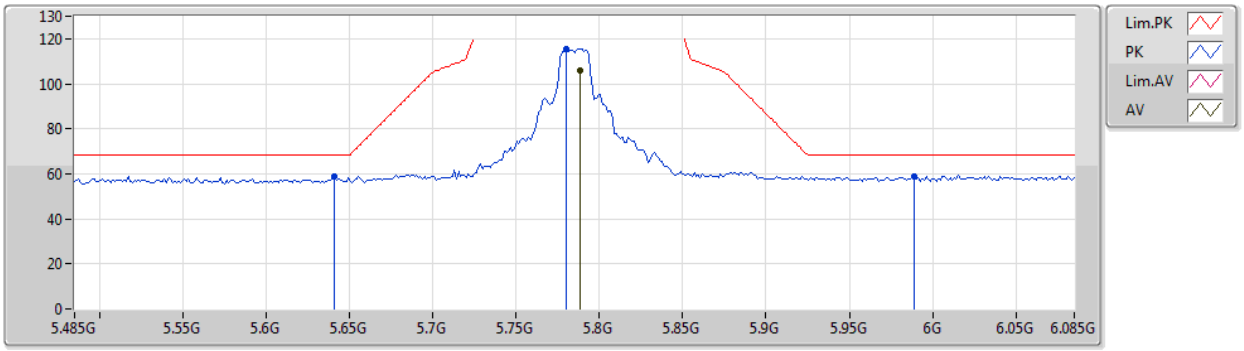

Type	Freq	Level	Limit	Margin	Factor	Dist	Condition	Azimuth	Height	Comment	Raw	AF	CL	PA
	(Hz)	(dBuV/m)	(dBuV/m)	(dB)	(dB)	(m)		(°)	(m)		(dBuV)	(dB)	(dB)	(dB)
AV	5.7886G	106.04	Inf	-Inf	5.99	3	Horizontal	358	1.00	-	100.05	32.30	7.66	33.97
PK	5.641G	58.59	68.20	-9.61	5.73	3	Horizontal	358	1.00	-	52.86	32.10	7.57	33.94
PK	5.7802G	115.35	Inf	-Inf	5.98	3	Horizontal	358	1.00	-	109.37	32.29	7.66	33.97
PK	5.989G	58.90	68.20	-9.30	6.37	3	Horizontal	358	1.00	-	52.53	32.58	7.79	34.00

802.11a_Nss1,(6Mbps)_2TX

5785MHz_TX

13/02/2020

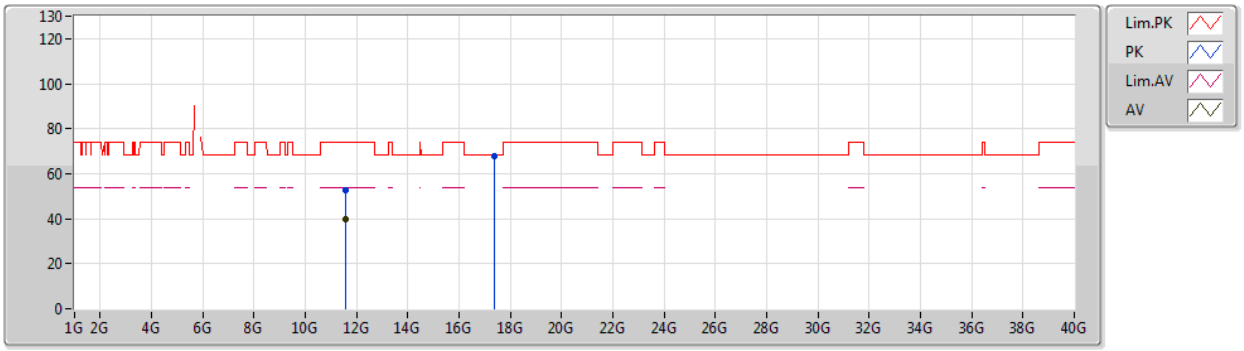

Type	Freq	Level	Limit	Margin	Factor	Dist	Condition	Azimuth	Height	Comment	Raw	AF	CL	PA
	(Hz)	(dBuV/m)	(dBuV/m)	(dB)	(dB)	(m)		(°)	(m)		(dBuV)	(dB)	(dB)	(dB)
AV	11.57072G	39.97	54.00	-14.03	-3.90	3	Vertical	26	1.49	-	43.87	39.52	10.72	54.14
PK	11.57948G	52.79	74.00	-21.21	-3.90	3	Vertical	26	1.49	-	56.69	39.50	10.73	54.13
PK	17.35674G	68.08	68.20	-0.12	3.52	3	Vertical	332	1.50	-	64.56	42.35	13.94	52.77

802.11a_Nss1,(6Mbps)_2TX

5785MHz_TX

13/02/2020

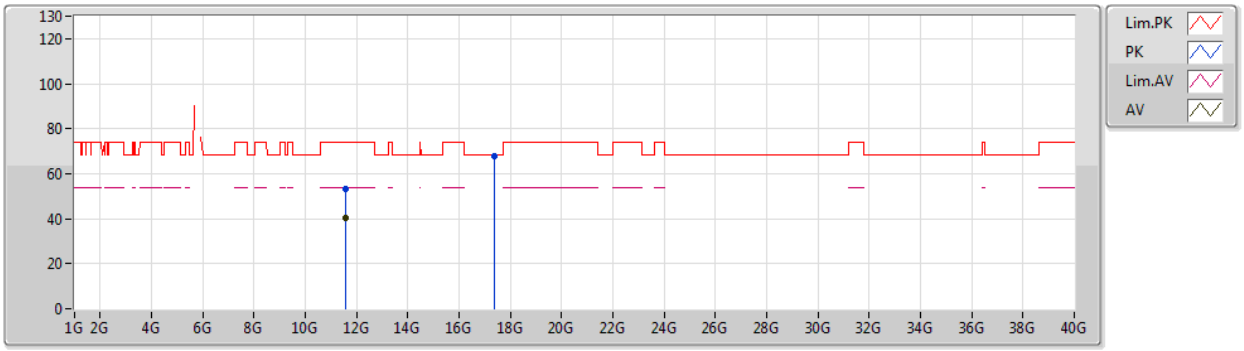

Type	Freq	Level	Limit	Margin	Factor	Dist	Condition	Azimuth	Height	Comment	Raw	AF	CL	PA
	(Hz)	(dBuV/m)	(dBuV/m)	(dB)	(dB)	(m)		(°)	(m)		(dBuV)	(dB)	(dB)	(dB)
AV	11.56988G	40.44	54.00	-13.56	-3.90	3	Horizontal	261	1.50	-	44.34	39.52	10.72	54.14
PK	11.57144G	53.30	74.00	-20.70	-3.91	3	Horizontal	261	1.50	-	57.21	39.51	10.72	54.14
PK	17.3565G	67.80	68.20	-0.40	3.52	3	Horizontal	334	1.55	-	64.28	42.35	13.94	52.77

802.11a_Nss1,(6Mbps)_2TX

5825MHz_TX

13/02/2020

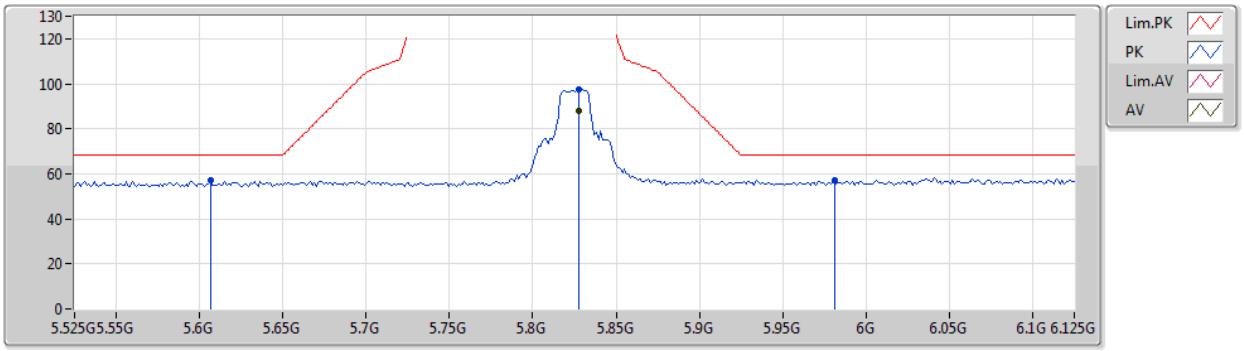

Type	Freq	Level	Limit	Margin	Factor	Dist	Condition	Azimuth	Height	Comment	Raw	AF	CL	PA
	(Hz)	(dBuV/m)	(dBuV/m)	(dB)	(dB)	(m)		(°)	(m)		(dBuV)	(dB)	(dB)	(dB)
AV	5.8274G	88.12	Inf	-Inf	6.08	3	Vertical	354	1.48	-	82.04	32.36	7.69	33.97
PK	5.6066G	56.89	68.20	-11.31	5.65	3	Vertical	354	1.48	-	51.24	32.05	7.54	33.94
PK	5.8274G	97.67	Inf	-Inf	6.08	3	Vertical	354	1.48	-	91.59	32.36	7.69	33.97
PK	5.981G	57.42	68.20	-10.78	6.36	3	Vertical	354	1.48	-	51.06	32.57	7.79	34.00

802.11a_Nss1,(6Mbps)_2TX

5825MHz_TX

13/02/2020

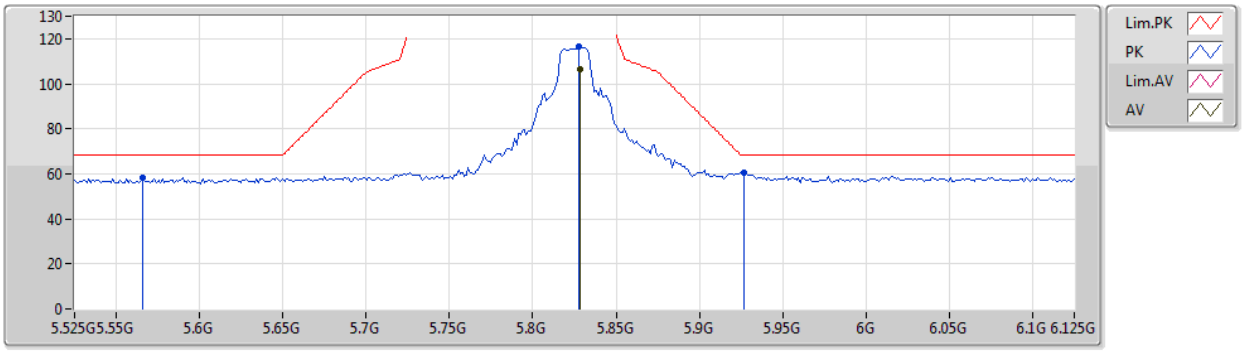

Type	Freq	Level	Limit	Margin	Factor	Dist	Condition	Azimuth	Height	Comment	Raw	AF	CL	PA
	(Hz)	(dBuV/m)	(dBuV/m)	(dB)	(dB)	(m)		(°)	(m)		(dBuV)	(dB)	(dB)	(dB)
AV	5.8286G	106.54	Inf	-Inf	6.08	3	Horizontal	360	1.22	-	100.46	32.36	7.69	33.97
PK	5.5658G	58.40	68.20	-9.80	5.58	3	Horizontal	360	1.22	-	52.82	31.99	7.52	33.93
PK	5.8274G	116.37	Inf	-Inf	6.08	3	Horizontal	360	1.22	-	110.29	32.36	7.69	33.97
PK	5.927G	60.31	68.20	-7.89	6.26	3	Horizontal	360	1.22	-	54.05	32.50	7.75	33.99

802.11a_Nss1,(6Mbps)_2TX

5825MHz_TX

13/02/2020

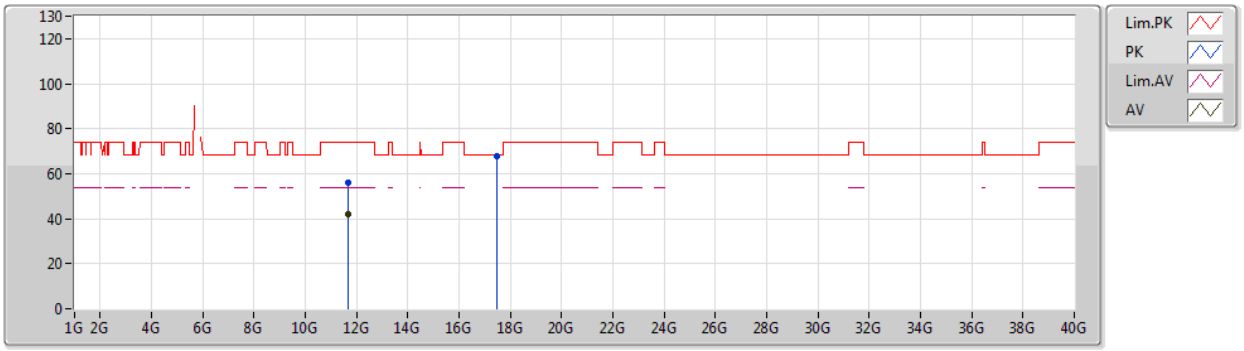

Type	Freq	Level	Limit	Margin	Factor	Dist	Condition	Azimuth	Height	Comment	Raw	AF	CL	PA
	(Hz)	(dBuV/m)	(dBuV/m)	(dB)	(dB)	(m)		(°)	(m)		(dBuV)	(dB)	(dB)	(dB)
AV	11.65234G	42.23	54.00	-11.77	-3.88	3	Vertical	27	1.50	-	46.11	39.42	10.76	54.06
PK	11.64838G	55.81	74.00	-18.19	-3.88	3	Vertical	27	1.50	-	59.69	39.42	10.76	54.06
PK	17.4747G	68.01	68.20	-0.19	4.26	3	Vertical	333	1.48	-	63.75	43.13	13.97	52.84

802.11a_Nss1,(6Mbps)_2TX

5825MHz_TX

13/02/2020

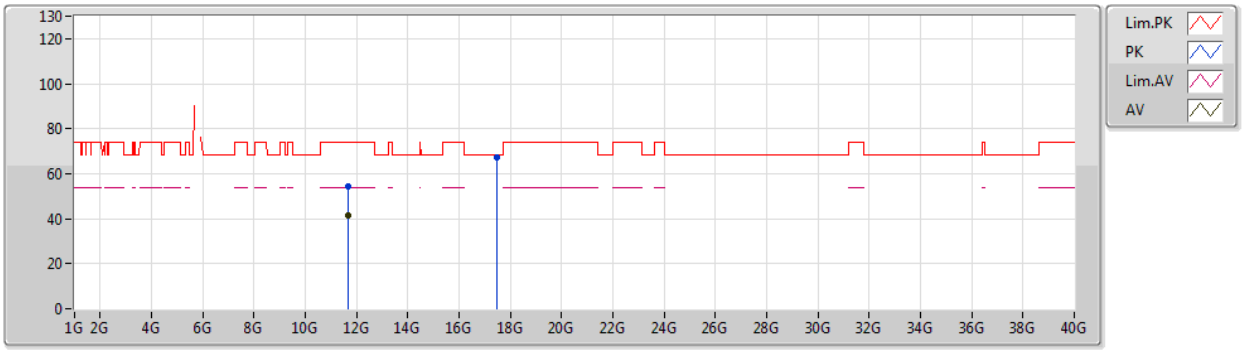

Type	Freq	Level	Limit	Margin	Factor	Dist	Condition	Azimuth	Height	Comment	Raw	AF	CL	PA
	(Hz)	(dBuV/m)	(dBuV/m)	(dB)	(dB)	(m)		(°)	(m)		(dBuV)	(dB)	(dB)	(dB)
AV	11.65192G	41.20	54.00	-12.80	-3.88	3	Horizontal	42	1.49	-	45.08	39.42	10.76	54.06
PK	11.65198G	54.54	74.00	-19.46	-3.88	3	Horizontal	42	1.49	-	58.42	39.42	10.76	54.06
PK	17.46858G	67.14	68.20	-1.06	4.22	3	Horizontal	335	1.54	-	62.92	43.09	13.97	52.84

802.11ax HEW20_Nss2,(MCS0)_2TX

5180MHz_TX

13/02/2020

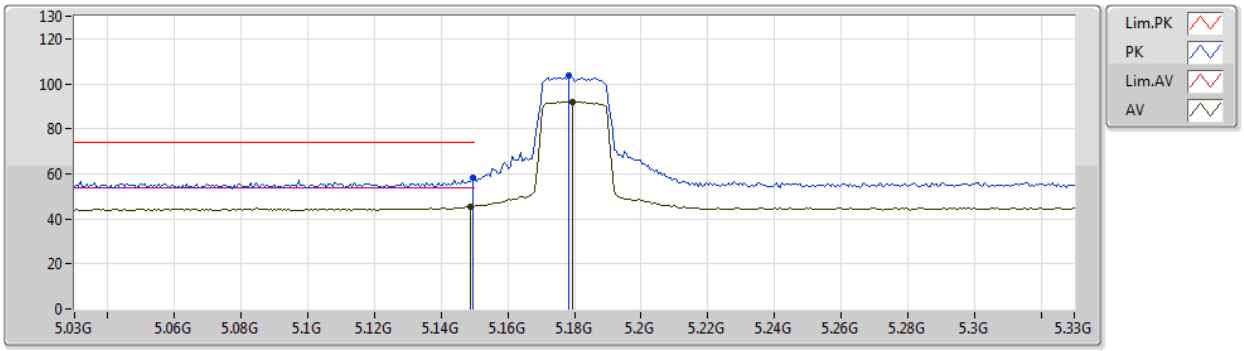

Type	Freq	Level	Limit	Margin	Factor	Dist	Condition	Azimuth	Height	Comment	Raw	AF	CL	PA
	(Hz)	(dBuV/m)	(dBuV/m)	(dB)	(dB)	(m)		(°)	(m)		(dBuV)	(dB)	(dB)	(dB)
AV	5.1488G	45.42	54.00	-8.58	4.96	3	Vertical	16	2.67	-	40.46	31.76	7.03	33.83
AV	5.1794G	92.03	Inf	-Inf	5.00	3	Vertical	16	2.67	-	87.03	31.77	7.07	33.84
PK	5.1494G	58.20	74.00	-15.80	4.97	3	Vertical	16	2.67	-	53.23	31.76	7.04	33.83
PK	5.1782G	103.45	Inf	-Inf	5.00	3	Vertical	16	2.67	-	98.45	31.77	7.07	33.84

802.11ax HEW20_Nss2,(MCS0)_2TX

5180MHz_TX

13/02/2020

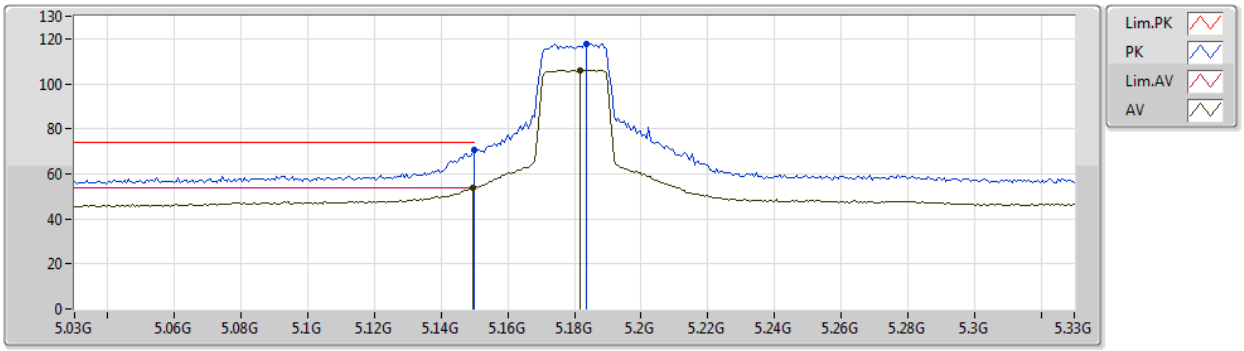

Type	Freq	Level	Limit	Margin	Factor	Dist	Condition	Azimuth	Height	Comment	Raw	AF	CL	PA
	(Hz)	(dBuV/m)	(dBuV/m)	(dB)	(dB)	(m)		(°)	(m)		(dBuV)	(dB)	(dB)	(dB)
AV	5.1494G	53.91	54.00	-0.09	4.97	3	Horizontal	3	1.16	-	48.94	31.76	7.04	33.83
AV	5.1818G	106.12	Inf	-Inf	5.01	3	Horizontal	3	1.16	-	101.11	31.77	7.08	33.84
PK	5.15G	70.67	74.00	-3.33	4.97	3	Horizontal	3	1.16	-	65.70	31.76	7.04	33.83
PK	5.1836G	117.93	Inf	-Inf	5.00	3	Horizontal	3	1.16	-	112.93	31.77	7.08	33.85

802.11ax HEW20_Nss2,(MCS0)_2TX

5180MHz_TX

13/02/2020

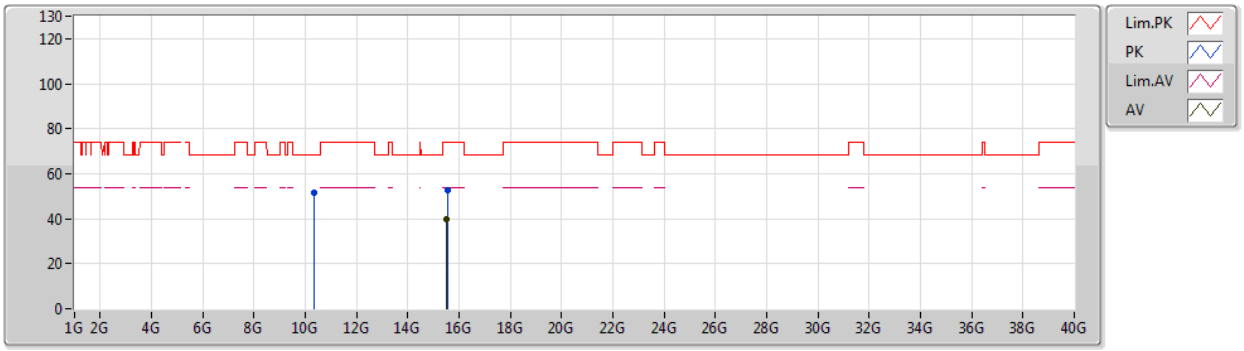

Type	Freq	Level	Limit	Margin	Factor	Dist	Condition	Azimuth	Height	Comment	Raw	AF	CL	PA
	(Hz)	(dBuV/m)	(dBuV/m)	(dB)	(dB)	(m)		(°)	(m)		(dBuV)	(dB)	(dB)	(dB)
AV	15.52812G	40.04	54.00	-13.96	-1.32	3	Vertical	342	1.40	-	41.36	38.85	12.80	52.97
PK	10.35658G	51.41	68.20	-16.79	-4.78	3	Vertical	46	1.47	-	56.19	39.36	10.33	54.47
PK	15.54714G	52.50	74.00	-21.50	-1.38	3	Vertical	342	1.40	-	53.88	38.78	12.83	52.99

802.11ax HEW20_Nss2,(MCS0)_2TX

5180MHz_TX

13/02/2020

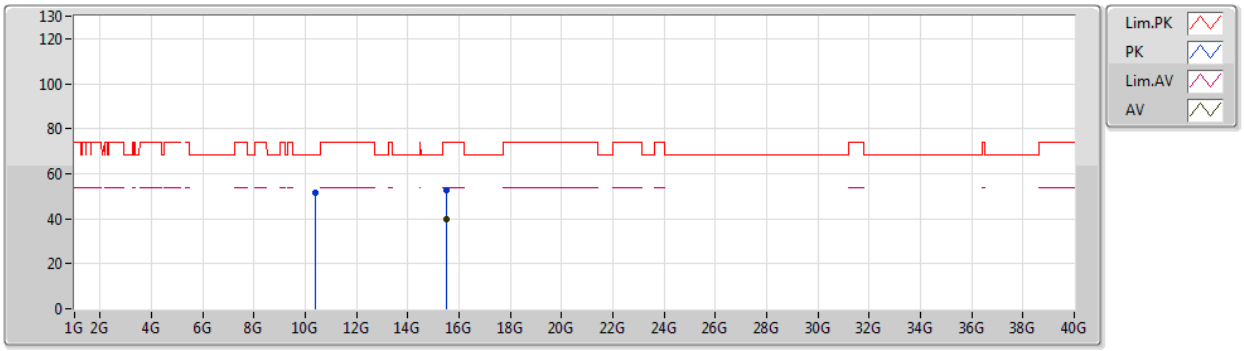

Type	Freq	Level	Limit	Margin	Factor	Dist	Condition	Azimuth	Height	Comment	Raw	AF	CL	PA
	(Hz)	(dBuV/m)	(dBuV/m)	(dB)	(dB)	(m)		(°)	(m)		(dBuV)	(dB)	(dB)	(dB)
AV	15.53142G	39.97	54.00	-14.03	-1.35	3	Horizontal	297	1.47	-	41.32	38.83	12.80	52.98
PK	10.37032G	51.70	68.20	-16.50	-4.76	3	Horizontal	49	1.11	-	56.46	39.38	10.33	54.47
PK	15.53028G	52.90	74.00	-21.10	-1.33	3	Horizontal	297	1.47	-	54.23	38.84	12.80	52.97

802.11ax HEW20_Nss2,(MCS0)_2TX

5200MHz_TX

13/02/2020

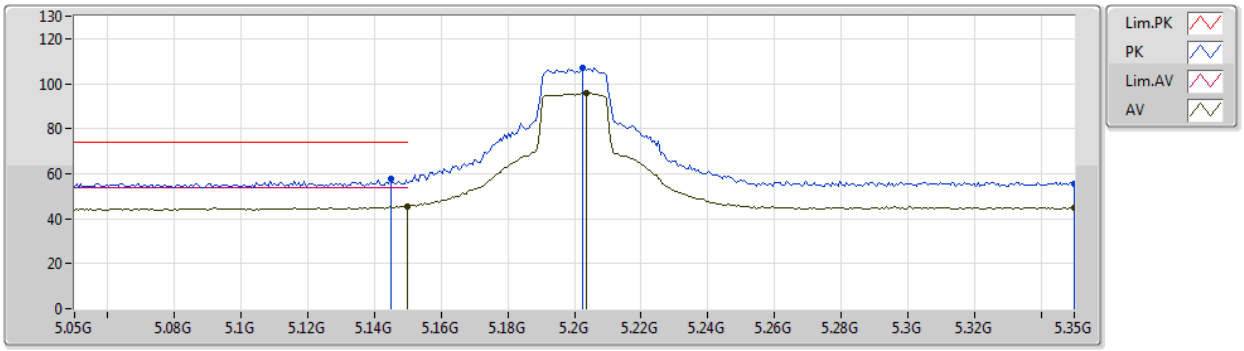

Type	Freq	Level	Limit	Margin	Factor	Dist	Condition	Azimuth	Height	Comment	Raw	AF	CL	PA
	(Hz)	(dBuV/m)	(dBuV/m)	(dB)	(dB)	(m)		(°)	(m)		(dBuV)	(dB)	(dB)	(dB)
AV	5.15G	45.42	54.00	-8.58	4.97	3	Vertical	16	2.53	-	40.45	31.76	7.04	33.83
AV	5.2036G	95.73	Inf	-Inf	5.03	3	Vertical	16	2.53	-	90.70	31.78	7.10	33.85
AV	5.35G	44.70	54.00	-9.30	5.25	3	Vertical	16	2.53	-	39.45	31.84	7.29	33.88
PK	5.1448G	57.50	74.00	-16.50	4.96	3	Vertical	16	2.53	-	52.54	31.76	7.03	33.83
PK	5.2024G	107.17	Inf	-Inf	5.03	3	Vertical	16	2.53	-	102.14	31.78	7.10	33.85
PK	5.35G	55.25	74.00	-18.75	5.25	3	Vertical	16	2.53	-	50.00	31.84	7.29	33.88

802.11ax HEW20_Nss2,(MCS0)_2TX

5200MHz_TX

13/02/2020

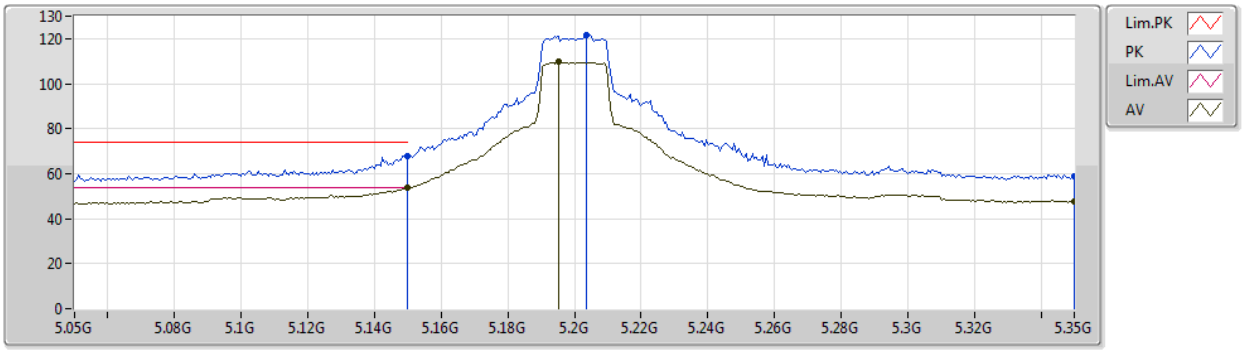

Type	Freq	Level	Limit	Margin	Factor	Dist	Condition	Azimuth	Height	Comment	Raw	AF	CL	PA
	(Hz)	(dBuV/m)	(dBuV/m)	(dB)	(dB)	(m)		(°)	(m)		(dBuV)	(dB)	(dB)	(dB)
AV	5.15G	53.87	54.00	-0.13	4.97	3	Horizontal	0	1.00	-	48.90	31.76	7.04	33.83
AV	5.1952G	109.85	Inf	-Inf	5.02	3	Horizontal	0	1.00	-	104.83	31.78	7.09	33.85
AV	5.35G	47.63	54.00	-6.37	5.25	3	Horizontal	0	1.00	-	42.38	31.84	7.29	33.88
PK	5.15G	67.94	74.00	-6.06	4.97	3	Horizontal	0	1.00	-	62.97	31.76	7.04	33.83
PK	5.2036G	121.78	Inf	-Inf	5.03	3	Horizontal	0	1.00	-	116.75	31.78	7.10	33.85
PK	5.35G	58.60	74.00	-15.40	5.25	3	Horizontal	0	1.00	-	53.35	31.84	7.29	33.88

802.11ax HEW20_Nss2,(MCS0)_2TX

5200MHz_TX

13/02/2020

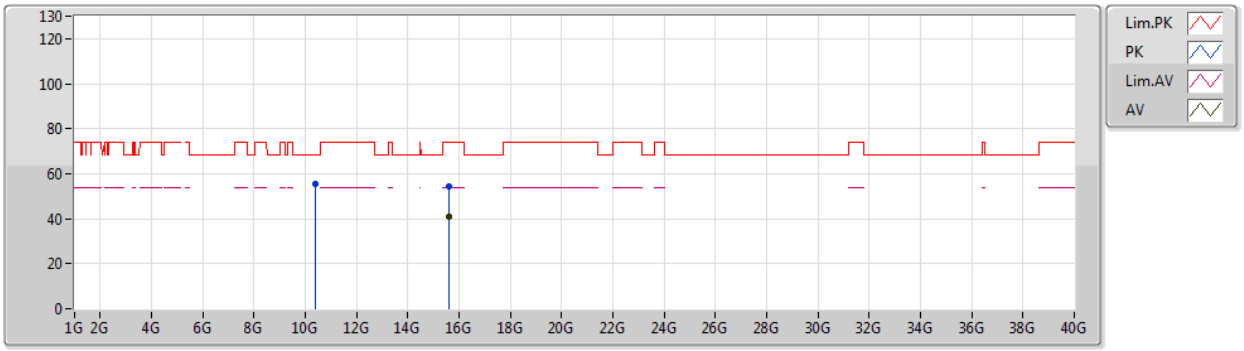

Type	Freq	Level	Limit	Margin	Factor	Dist	Condition	Azimuth	Height	Comment	Raw	AF	CL	PA
	(Hz)	(dBuV/m)	(dBuV/m)	(dB)	(dB)	(m)		(°)	(m)		(dBuV)	(dB)	(dB)	(dB)
AV	15.60648G	40.95	54.00	-13.05	-1.58	3	Vertical	329	1.65	-	42.53	38.56	12.92	53.06
PK	10.40198G	55.71	68.20	-12.49	-4.69	3	Vertical	343	3.00	-	60.40	39.42	10.34	54.45
PK	15.5928G	54.53	74.00	-19.47	-1.53	3	Vertical	329	1.65	-	56.06	38.61	12.90	53.04

802.11ax HEW20_Nss2,(MCS0)_2TX

5200MHz_TX

13/02/2020

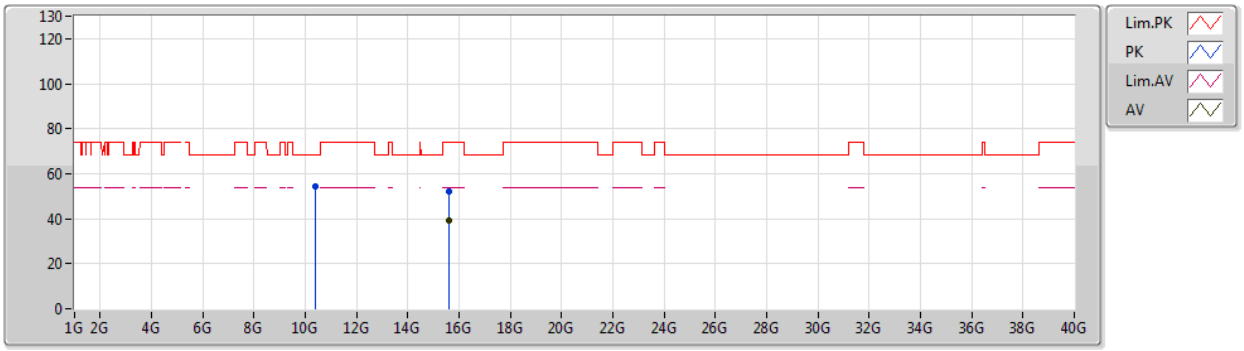

Type	Freq	Level	Limit	Margin	Factor	Dist	Condition	Azimuth	Height	Comment	Raw	AF	CL	PA
	(Hz)	(dBuV/m)	(dBuV/m)	(dB)	(dB)	(m)		(°)	(m)		(dBuV)	(dB)	(dB)	(dB)
AV	15.59256G	39.12	54.00	-14.88	-1.53	3	Horizontal	166	1.64	-	40.65	38.61	12.90	53.04
PK	10.39934G	54.24	68.20	-13.96	-4.70	3	Horizontal	63	1.48	-	58.94	39.42	10.33	54.45
PK	15.58764G	52.09	74.00	-21.91	-1.52	3	Horizontal	166	1.64	-	53.61	38.63	12.89	53.04

802.11ax HEW20_Nss2,(MCS0)_2TX

5240MHz_TX

13/02/2020

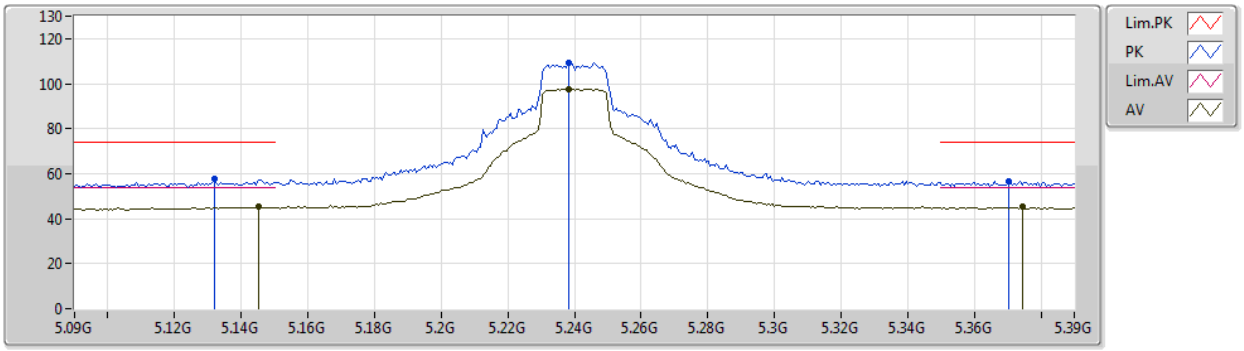

Type	Freq	Level	Limit	Margin	Factor	Dist	Condition	Azimuth	Height	Comment	Raw	AF	CL	PA
	(Hz)	(dBuV/m)	(dBuV/m)	(dB)	(dB)	(m)		(°)	(m)		(dBuV)	(dB)	(dB)	(dB)
AV	5.1452G	45.19	54.00	-8.81	4.96	3	Vertical	15	2.60	-	40.23	31.76	7.03	33.83
AV	5.2382G	97.75	Inf	-Inf	5.09	3	Vertical	15	2.60	-	92.66	31.80	7.15	33.86
AV	5.3744G	45.12	54.00	-8.88	5.28	3	Vertical	15	2.60	-	39.84	31.85	7.32	33.89
PK	5.132G	57.59	74.00	-16.41	4.93	3	Vertical	15	2.60	-	52.66	31.75	7.01	33.83
PK	5.2382G	109.07	Inf	-Inf	5.09	3	Vertical	15	2.60	-	103.98	31.80	7.15	33.86
PK	5.3702G	56.55	74.00	-17.45	5.27	3	Vertical	15	2.60	-	51.28	31.85	7.31	33.89

802.11ax HEW20_Nss2,(MCS0)_2TX

5240MHz_TX

13/02/2020

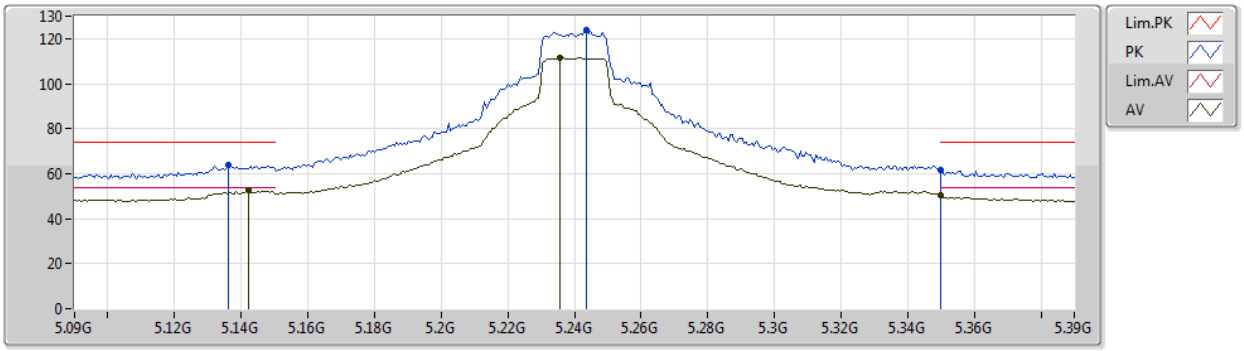

Type	Freq	Level	Limit	Margin	Factor	Dist	Condition	Azimuth	Height	Comment	Raw	AF	CL	PA
	(Hz)	(dBuV/m)	(dBuV/m)	(dB)	(dB)	(m)		(°)	(m)		(dBuV)	(dB)	(dB)	(dB)
AV	5.1422G	52.44	54.00	-1.56	4.96	3	Horizontal	2	1.07	-	47.48	31.76	7.03	33.83
AV	5.2358G	111.52	Inf	-Inf	5.07	3	Horizontal	2	1.07	-	106.45	31.79	7.14	33.86
AV	5.35G	50.34	54.00	-3.66	5.24	3	Horizontal	2	1.07	-	45.10	31.84	7.29	33.89
PK	5.1362G	63.63	74.00	-10.37	4.94	3	Horizontal	2	1.07	-	58.69	31.75	7.02	33.83
PK	5.2436G	123.62	Inf	-Inf	5.09	3	Horizontal	2	1.07	-	118.53	31.80	7.15	33.86
PK	5.35G	61.73	74.00	-12.27	5.24	3	Horizontal	2	1.07	-	56.49	31.84	7.29	33.89

802.11ax HEW20_Nss2,(MCS0)_2TX

5240MHz_TX

13/02/2020

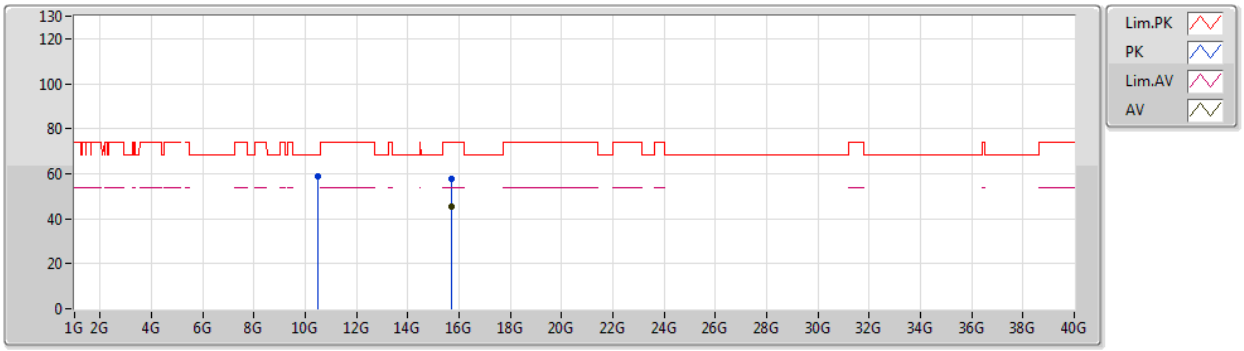

Type	Freq	Level	Limit	Margin	Factor	Dist	Condition	Azimuth	Height	Comment	Raw	AF	CL	PA
	(Hz)	(dBuV/m)	(dBuV/m)	(dB)	(dB)	(m)		(°)	(m)		(dBuV)	(dB)	(dB)	(dB)
AV	15.71988G	45.64	54.00	-8.36	-1.95	3	Vertical	328	1.49	-	47.59	38.14	13.10	53.19
PK	10.47802G	59.03	68.20	-9.17	-4.55	3	Vertical	347	2.95	-	63.58	39.52	10.35	54.42
PK	15.72276G	57.93	74.00	-16.07	-1.96	3	Vertical	328	1.49	-	59.89	38.13	13.10	53.19

802.11ax HEW20_Nss2,(MCS0)_2TX

5240MHz_TX

13/02/2020

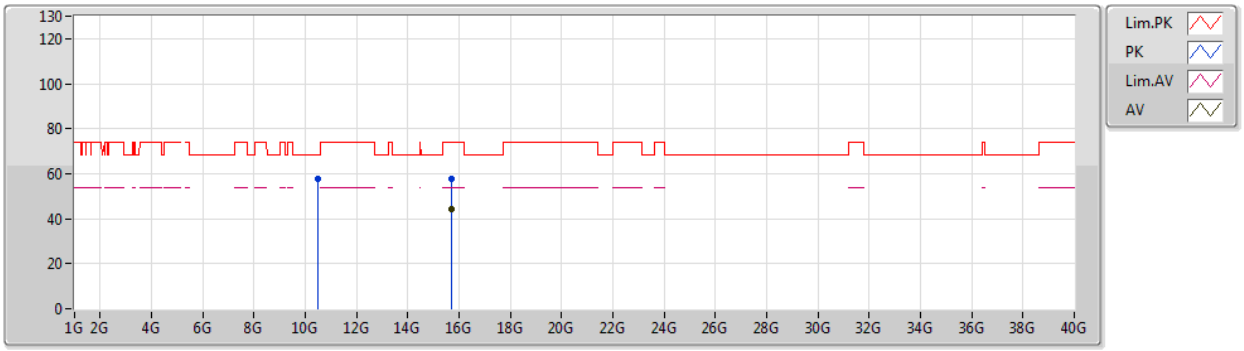

Type	Freq	Level	Limit	Margin	Factor	Dist	Condition	Azimuth	Height	Comment	Raw	AF	CL	PA
	(Hz)	(dBuV/m)	(dBuV/m)	(dB)	(dB)	(m)		(°)	(m)		(dBuV)	(dB)	(dB)	(dB)
AV	15.7236G	44.52	54.00	-9.48	-1.97	3	Horizontal	2	1.50	-	46.49	38.12	13.10	53.19
PK	10.4815G	57.77	68.20	-10.43	-4.54	3	Horizontal	355	1.53	-	62.31	39.53	10.35	54.42
PK	15.72738G	57.54	74.00	-16.46	-1.97	3	Horizontal	2	1.50	-	59.51	38.11	13.11	53.19

802.11ax HEW20_Nss2,(MCS0)_2TX

5260MHz_TX

13/02/2020

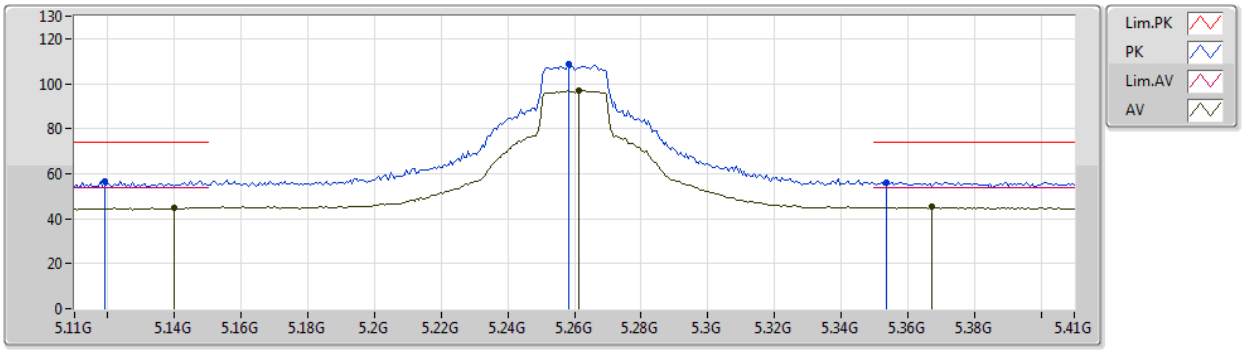

Type	Freq	Level	Limit	Margin	Factor	Dist	Condition	Azimuth	Height	Comment	Raw	AF	CL	PA
	(Hz)	(dBuV/m)	(dBuV/m)	(dB)	(dB)	(m)		(°)	(m)		(dBuV)	(dB)	(dB)	(dB)
AV	5.14G	45.02	54.00	-8.98	4.95	3	Vertical	15	2.58	-	40.07	31.76	7.02	33.83
AV	5.2612G	97.06	Inf	-Inf	5.12	3	Vertical	15	2.58	-	91.94	31.80	7.18	33.86
AV	5.3674G	45.20	54.00	-8.80	5.27	3	Vertical	15	2.58	-	39.93	31.85	7.31	33.89
PK	5.119G	56.63	74.00	-17.37	4.92	3	Vertical	15	2.58	-	51.71	31.75	7.00	33.83
PK	5.2582G	108.44	Inf	-Inf	5.11	3	Vertical	15	2.58	-	103.33	31.80	7.17	33.86
PK	5.3536G	56.17	74.00	-17.83	5.24	3	Vertical	15	2.58	-	50.93	31.84	7.29	33.89

802.11ax HEW20_Nss2,(MCS0)_2TX

5260MHz_TX

13/02/2020

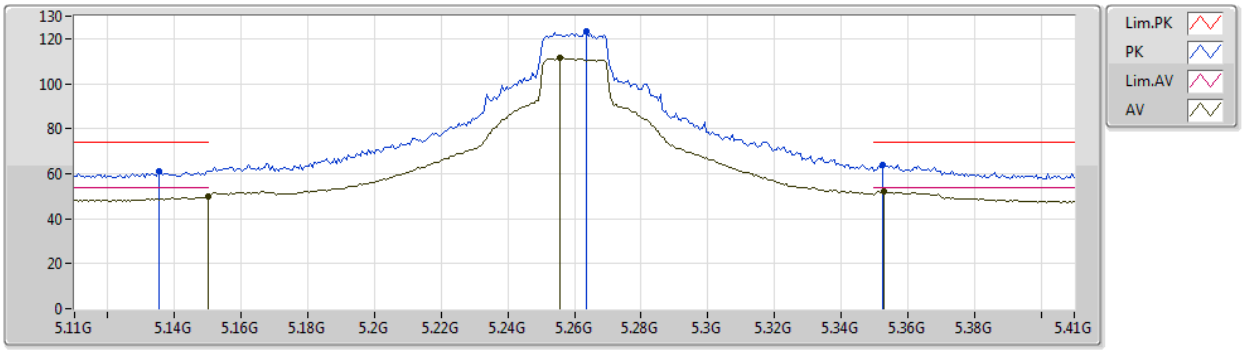

Type	Freq	Level	Limit	Margin	Factor	Dist	Condition	Azimuth	Height	Comment	Raw	AF	CL	PA
	(Hz)	(dBuV/m)	(dBuV/m)	(dB)	(dB)	(m)		(°)	(m)		(dBuV)	(dB)	(dB)	(dB)
AV	5.15G	50.00	54.00	-4.00	4.97	3	Horizontal	3	1.02	-	45.03	31.76	7.04	33.83
AV	5.2558G	111.47	Inf	-Inf	5.11	3	Horizontal	3	1.02	-	106.36	31.80	7.17	33.86
AV	5.353G	51.90	54.00	-2.10	5.24	3	Horizontal	3	1.02	-	46.66	31.84	7.29	33.89
PK	5.1352G	61.18	74.00	-12.82	4.94	3	Horizontal	3	1.02	-	56.24	31.75	7.02	33.83
PK	5.2636G	123.09	Inf	-Inf	5.13	3	Horizontal	3	1.02	-	117.96	31.81	7.18	33.86
PK	5.3524G	63.85	74.00	-10.15	5.24	3	Horizontal	3	1.02	-	58.61	31.84	7.29	33.89

802.11ax HEW20_Nss2,(MCS0)_2TX

5260MHz_TX

13/02/2020

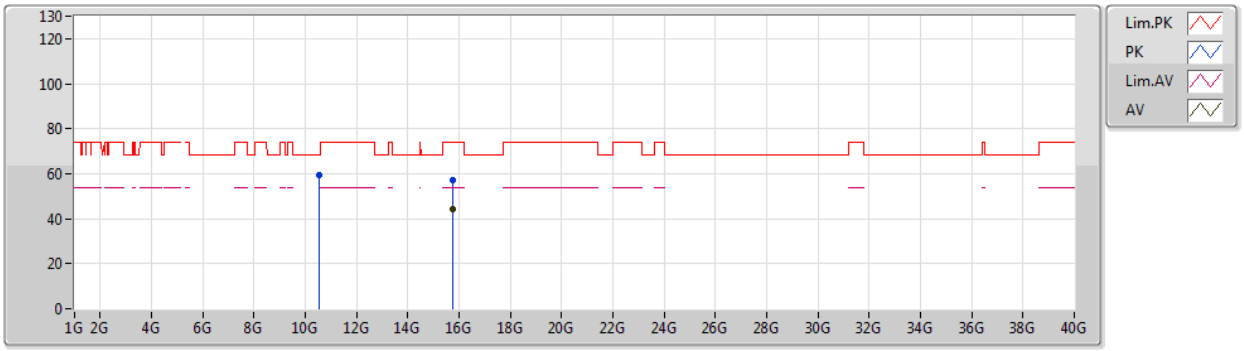

Type	Freq	Level	Limit	Margin	Factor	Dist	Condition	Azimuth	Height	Comment	Raw	AF	CL	PA
	(Hz)	(dBuV/m)	(dBuV/m)	(dB)	(dB)	(m)		(°)	(m)		(dBuV)	(dB)	(dB)	(dB)
AV	15.7776G	44.40	54.00	-9.60	-2.14	3	Vertical	331	1.34	-	46.54	37.92	13.19	53.25
PK	10.52216G	59.22	68.20	-8.98	-4.47	3	Vertical	343	2.94	-	63.69	39.58	10.36	54.41
PK	15.7779G	57.40	74.00	-16.60	-2.14	3	Vertical	331	1.34	-	59.54	37.92	13.19	53.25

802.11ax HEW20_Nss2,(MCS0)_2TX

5260MHz_TX

13/02/2020

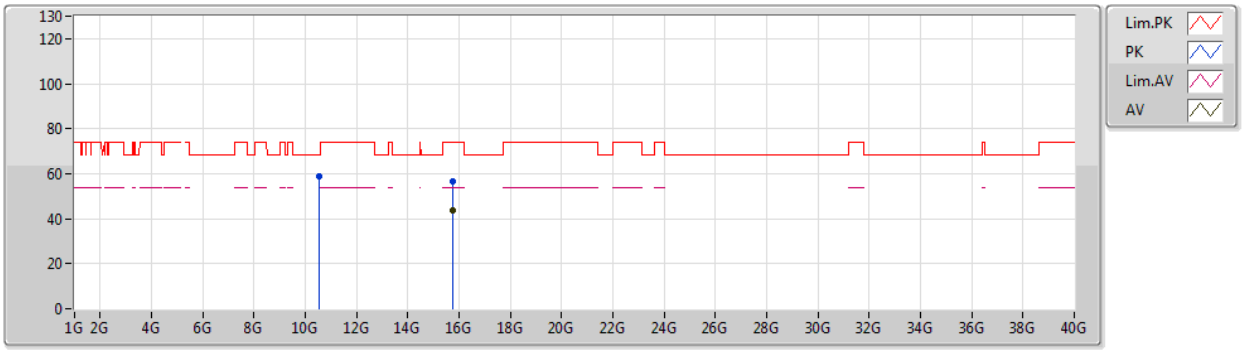

Type	Freq	Level	Limit	Margin	Factor	Dist	Condition	Azimuth	Height	Comment	Raw	AF	CL	PA
	(Hz)	(dBuV/m)	(dBuV/m)	(dB)	(dB)	(m)		(°)	(m)		(dBuV)	(dB)	(dB)	(dB)
AV	15.77742G	43.69	54.00	-10.31	-2.14	3	Horizontal	2	1.49	-	45.83	37.92	13.19	53.25
PK	10.52198G	58.84	68.20	-9.36	-4.47	3	Horizontal	323	2.55	-	63.31	39.58	10.36	54.41
PK	15.77718G	56.61	74.00	-17.39	-2.14	3	Horizontal	2	1.49	-	58.75	37.92	13.19	53.25

802.11ax HEW20_Nss2,(MCS0)_2TX

5300MHz_TX

13/02/2020

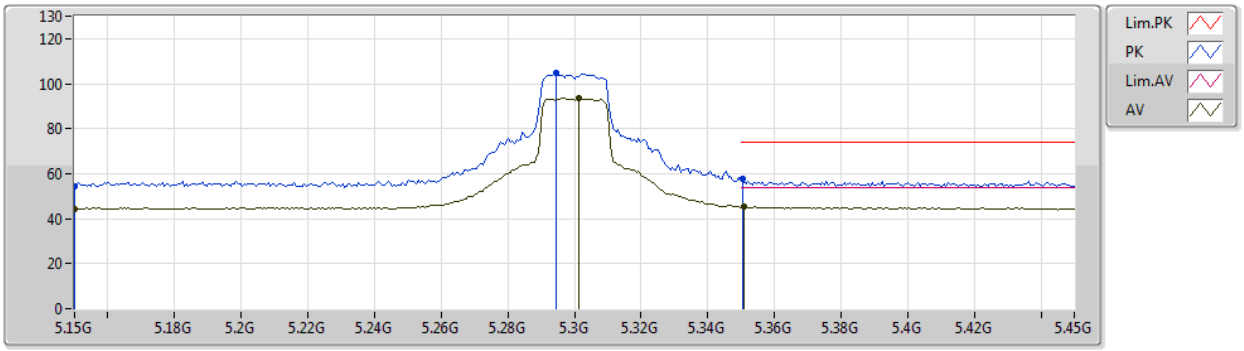

Type	Freq	Level	Limit	Margin	Factor	Dist	Condition	Azimuth	Height	Comment	Raw	AF	CL	PA
	(Hz)	(dBuV/m)	(dBuV/m)	(dB)	(dB)	(m)		(°)	(m)		(dBuV)	(dB)	(dB)	(dB)
AV	5.15G	44.23	54.00	-9.77	4.96	3	Vertical	54	3.00	-	39.27	31.76	7.04	33.84
AV	5.3012G	93.46	Inf	-Inf	5.18	3	Vertical	54	3.00	-	88.28	31.82	7.23	33.87
AV	5.351G	45.38	54.00	-8.62	5.24	3	Vertical	54	3.00	-	40.14	31.84	7.29	33.89
PK	5.15G	54.47	74.00	-19.53	4.96	3	Vertical	54	3.00	-	49.51	31.76	7.04	33.84
PK	5.2946G	104.58	Inf	-Inf	5.17	3	Vertical	54	3.00	-	99.41	31.82	7.22	33.87
PK	5.3504G	57.85	74.00	-16.15	5.24	3	Vertical	54	3.00	-	52.61	31.84	7.29	33.89

802.11ax HEW20_Nss2,(MCS0)_2TX

5300MHz_TX

13/02/2020

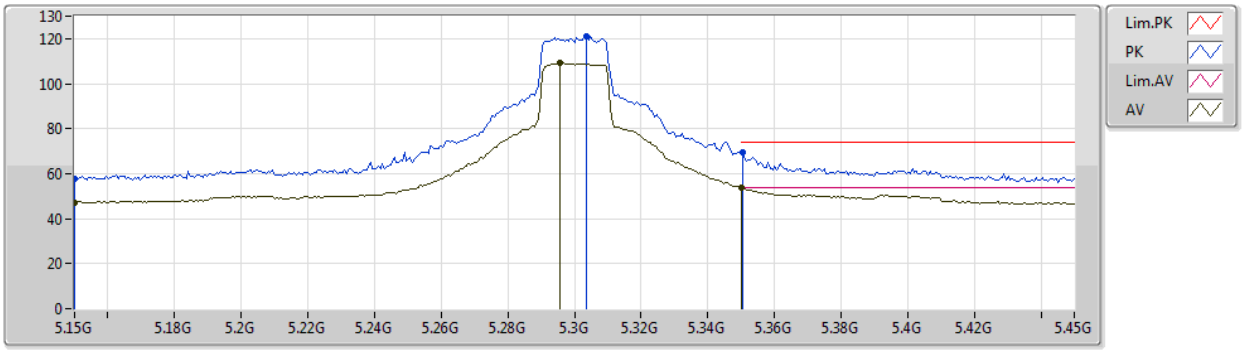

Type	Freq	Level	Limit	Margin	Factor	Dist	Condition	Azimuth	Height	Comment	Raw	AF	CL	PA
	(Hz)	(dBuV/m)	(dBuV/m)	(dB)	(dB)	(m)		(°)	(m)		(dBuV)	(dB)	(dB)	(dB)
AV	5.15G	47.26	54.00	-6.74	4.96	3	Horizontal	1	1.01	-	42.30	31.76	7.04	33.84
AV	5.2958G	109.43	Inf	-Inf	5.17	3	Horizontal	1	1.01	-	104.26	31.82	7.22	33.87
AV	5.35G	53.85	54.00	-0.15	5.24	3	Horizontal	1	1.01	-	48.61	31.84	7.29	33.89
PK	5.15G	57.95	74.00	-16.05	4.96	3	Horizontal	1	1.01	-	52.99	31.76	7.04	33.84
PK	5.3036G	121.06	Inf	-Inf	5.18	3	Horizontal	1	1.01	-	115.88	31.82	7.23	33.87
PK	5.3504G	69.67	74.00	-4.33	5.24	3	Horizontal	1	1.01	-	64.43	31.84	7.29	33.89

802.11ax HEW20_Nss2,(MCS0)_2TX

5300MHz_TX

13/02/2020

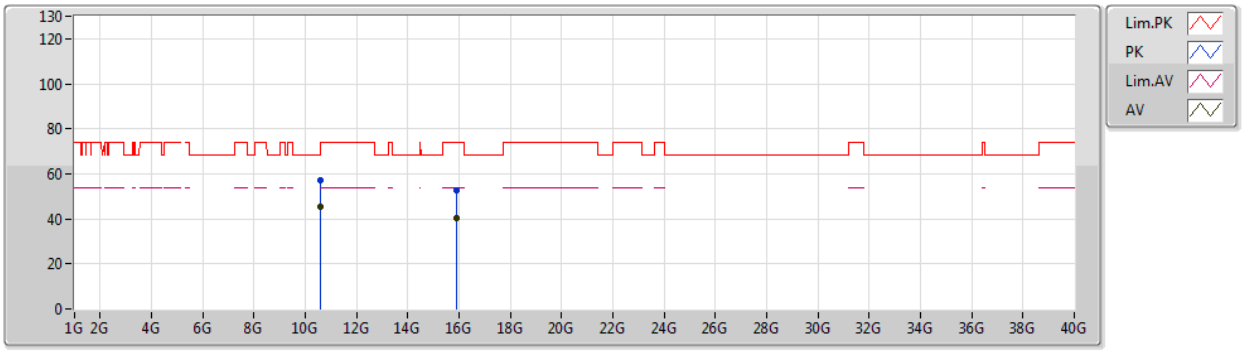

Type	Freq	Level	Limit	Margin	Factor	Dist	Condition	Azimuth	Height	Comment	Raw	AF	CL	PA
	(Hz)	(dBuV/m)	(dBuV/m)	(dB)	(dB)	(m)		(°)	(m)		(dBuV)	(dB)	(dB)	(dB)
AV	10.60078G	45.26	54.00	-8.74	-4.38	3	Vertical	36	1.49	-	49.64	39.68	10.37	54.43
AV	15.90372G	40.12	54.00	-13.88	-2.54	3	Vertical	332	1.42	-	42.66	37.46	13.39	53.39
PK	10.5982G	56.97	68.20	-11.23	-4.38	3	Vertical	36	1.49	-	61.35	39.68	10.37	54.43
PK	15.90606G	52.92	74.00	-21.08	-2.55	3	Vertical	332	1.42	-	55.47	37.45	13.39	53.39

802.11ax HEW20_Nss2,(MCS0)_2TX

5300MHz_TX

13/02/2020

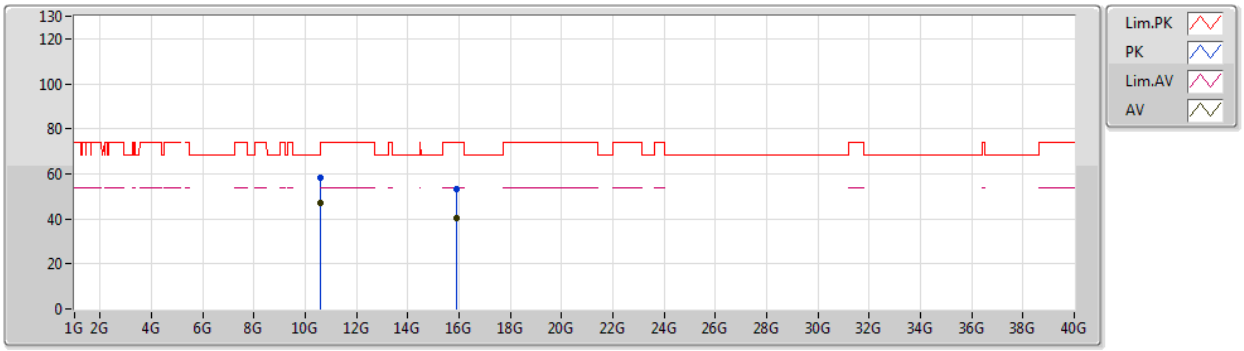

Type	Freq	Level	Limit	Margin	Factor	Dist	Condition	Azimuth	Height	Comment	Raw	AF	CL	PA
	(Hz)	(dBuV/m)	(dBuV/m)	(dB)	(dB)	(m)		(°)	(m)		(dBuV)	(dB)	(dB)	(dB)
AV	10.60042G	47.05	54.00	-6.95	-4.38	3	Horizontal	331	1.86	-	51.43	39.68	10.37	54.43
AV	15.89718G	40.57	54.00	-13.43	-2.52	3	Horizontal	6	1.48	-	43.09	37.48	13.38	53.38
PK	10.60192G	58.35	74.00	-15.65	-4.38	3	Horizontal	331	1.86	-	62.73	39.68	10.37	54.43
PK	15.89514G	53.01	74.00	-20.99	-2.52	3	Horizontal	6	1.48	-	55.53	37.49	13.37	53.38

802.11ax HEW20_Nss2,(MCS0)_2TX

5320MHz_TX

13/02/2020

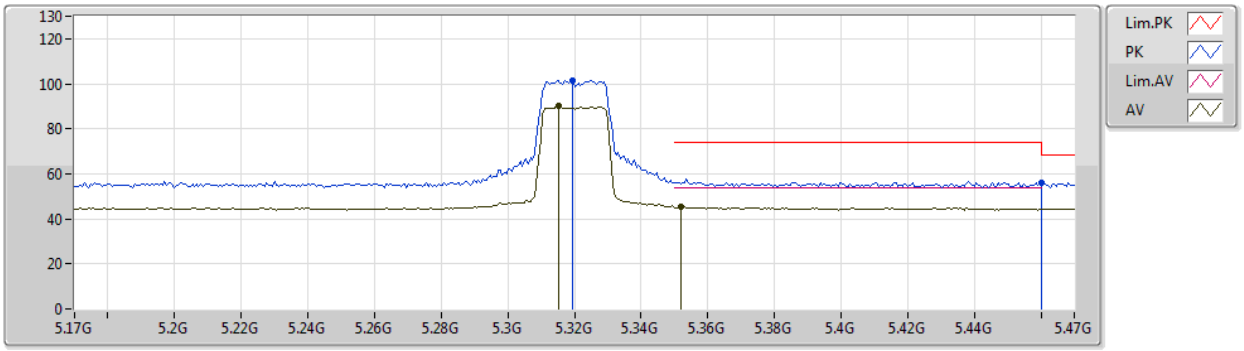

Type	Freq	Level	Limit	Margin	Factor	Dist	Condition	Azimuth	Height	Comment	Raw	AF	CL	PA
	(Hz)	(dBuV/m)	(dBuV/m)	(dB)	(dB)	(m)		(°)	(m)		(dBuV)	(dB)	(dB)	(dB)
AV	5.3152G	90.35	Inf	-Inf	5.20	3	Vertical	57	2.67	-	85.15	31.83	7.24	33.87
AV	5.3518G	45.19	54.00	-8.81	5.24	3	Vertical	57	2.67	-	39.95	31.84	7.29	33.89
PK	5.3194G	101.68	Inf	-Inf	5.20	3	Vertical	57	2.67	-	96.48	31.83	7.25	33.88
PK	5.46G	56.22	68.20	-11.98	5.40	3	Vertical	57	2.67	-	50.82	31.88	7.43	33.91

802.11ax HEW20_Nss2,(MCS0)_2TX

5320MHz_TX

13/02/2020

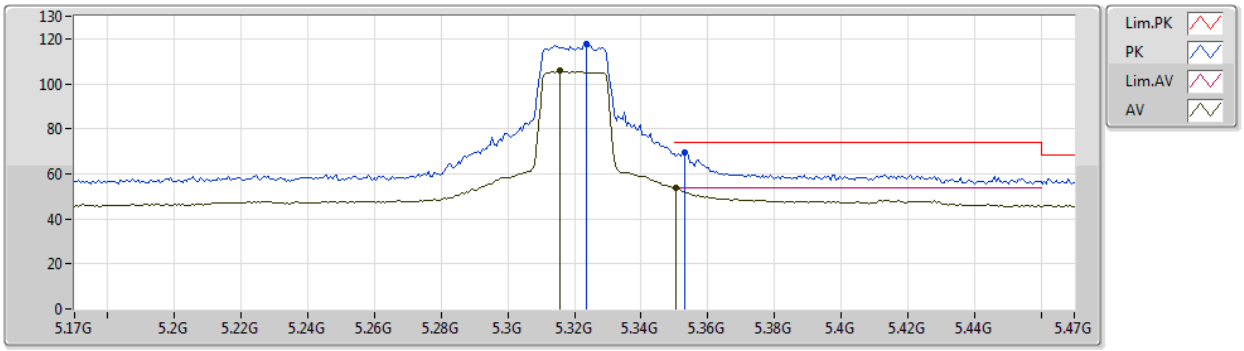

Type	Freq	Level	Limit	Margin	Factor	Dist	Condition	Azimuth	Height	Comment	Raw	AF	CL	PA
	(Hz)	(dBuV/m)	(dBuV/m)	(dB)	(dB)	(m)		(°)	(m)		(dBuV)	(dB)	(dB)	(dB)
AV	5.3158G	105.96	Inf	-Inf	5.20	3	Horizontal	358	1.01	-	100.76	31.83	7.24	33.87
AV	5.3506G	53.80	54.00	-0.20	5.24	3	Horizontal	358	1.01	-	48.56	31.84	7.29	33.89
PK	5.3236G	117.78	Inf	-Inf	5.20	3	Horizontal	358	1.01	-	112.58	31.83	7.25	33.88
PK	5.353G	69.51	74.00	-4.49	5.24	3	Horizontal	358	1.01	-	64.27	31.84	7.29	33.89

802.11ax HEW20_Nss2,(MCS0)_2TX

5320MHz_TX

13/02/2020

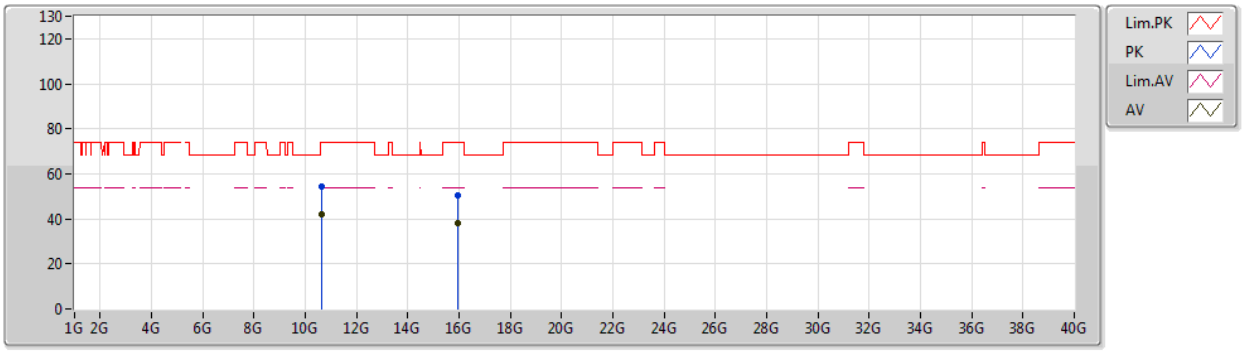

Type	Freq	Level	Limit	Margin	Factor	Dist	Condition	Azimuth	Height	Comment	Raw	AF	CL	PA
	(Hz)	(dBuV/m)	(dBuV/m)	(dB)	(dB)	(m)		(°)	(m)		(dBuV)	(dB)	(dB)	(dB)
AV	10.63946G	42.06	54.00	-11.94	-4.33	3	Vertical	35	1.49	-	46.39	39.73	10.38	54.44
AV	15.95094G	38.24	54.00	-15.76	-2.71	3	Vertical	245	1.49	-	40.95	37.28	13.46	53.45
PK	10.6403G	54.41	74.00	-19.59	-4.33	3	Vertical	35	1.49	-	58.74	39.73	10.38	54.44
PK	15.96312G	50.34	74.00	-23.66	-2.74	3	Vertical	245	1.49	-	53.08	37.24	13.48	53.46

802.11ax HEW20_Nss2,(MCS0)_2TX

5320MHz_TX

13/02/2020

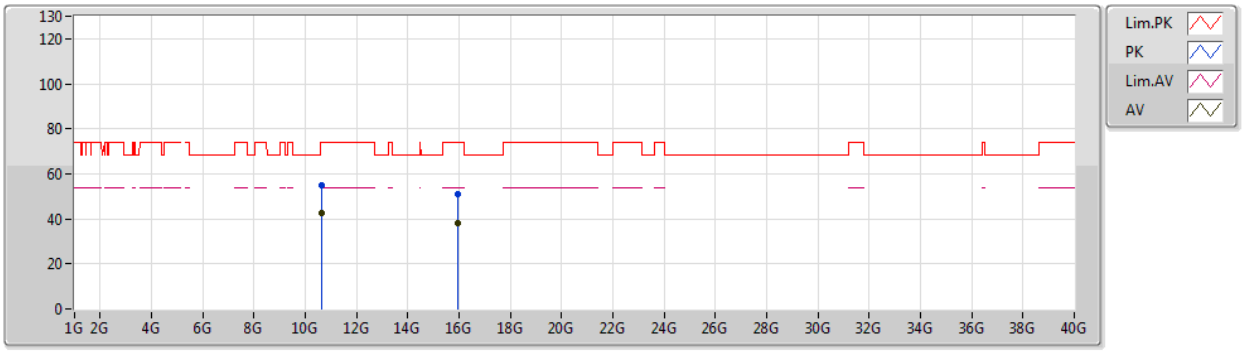

Type	Freq	Level	Limit	Margin	Factor	Dist	Condition	Azimuth	Height	Comment	Raw	AF	CL	PA
	(Hz)	(dBuV/m)	(dBuV/m)	(dB)	(dB)	(m)		(°)	(m)		(dBuV)	(dB)	(dB)	(dB)
AV	10.63886G	42.42	54.00	-11.58	-4.33	3	Horizontal	265	2.83	-	46.75	39.73	10.38	54.44
AV	15.95718G	38.34	54.00	-15.66	-2.72	3	Horizontal	199	3.00	-	41.06	37.26	13.47	53.45
PK	10.63946G	54.86	74.00	-19.14	-4.33	3	Horizontal	265	2.83	-	59.19	39.73	10.38	54.44
PK	15.94506G	51.00	74.00	-23.00	-2.69	3	Horizontal	199	3.00	-	53.69	37.30	13.45	53.44

802.11ax HEW20_Nss2,(MCS0)_2TX

5500MHz_TX

13/02/2020

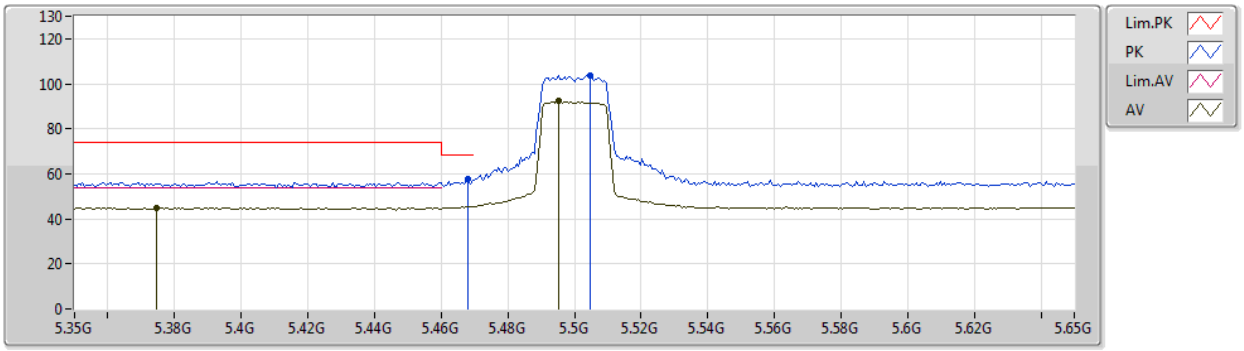

Type	Freq	Level	Limit	Margin	Factor	Dist	Condition	Azimuth	Height	Comment	Raw	AF	CL	PA
	(Hz)	(dBuV/m)	(dBuV/m)	(dB)	(dB)	(m)		(°)	(m)		(dBuV)	(dB)	(dB)	(dB)
AV	5.3746G	44.97	54.00	-9.03	5.28	3	Vertical	16	2.65	-	39.69	31.85	7.32	33.89
AV	5.4952G	92.64	Inf	-Inf	5.45	3	Vertical	16	2.65	-	87.19	31.90	7.47	33.92
PK	5.4682G	57.56	68.20	-10.64	5.42	3	Vertical	16	2.65	-	52.14	31.89	7.44	33.91
PK	5.5048G	103.76	Inf	-Inf	5.47	3	Vertical	16	2.65	-	98.29	31.91	7.48	33.92

802.11ax HEW20_Nss2,(MCS0)_2TX

5500MHz_TX

13/02/2020

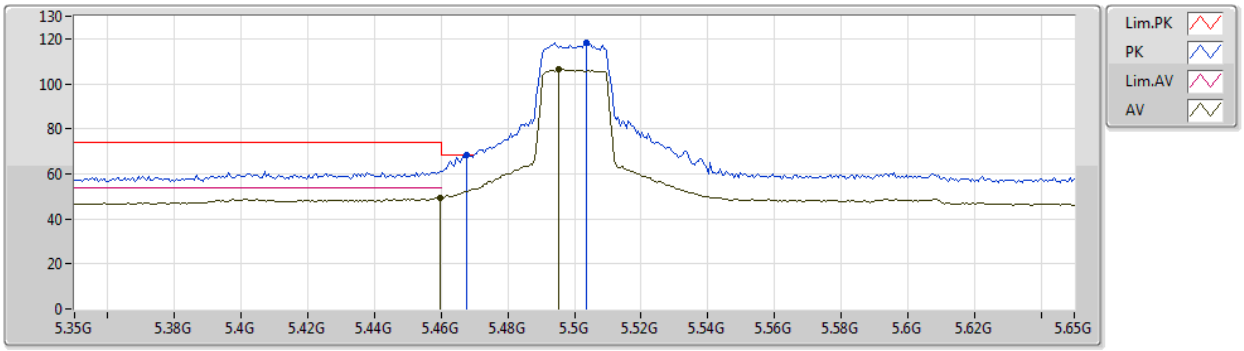

Type	Freq	Level	Limit	Margin	Factor	Dist	Condition	Azimuth	Height	Comment	Raw	AF	CL	PA
	(Hz)	(dBuV/m)	(dBuV/m)	(dB)	(dB)	(m)		(°)	(m)		(dBuV)	(dB)	(dB)	(dB)
AV	5.4598G	49.17	54.00	-4.83	5.40	3	Horizontal	5	1.89	-	43.77	31.88	7.43	33.91
AV	5.4952G	106.46	Inf	-Inf	5.45	3	Horizontal	5	1.89	-	101.01	31.90	7.47	33.92
PK	5.4676G	68.09	68.20	-0.11	5.42	3	Horizontal	5	1.89	-	62.67	31.89	7.44	33.91
PK	5.5036G	118.03	Inf	-Inf	5.47	3	Horizontal	5	1.89	-	112.56	31.91	7.48	33.92

802.11ax HEW20_Nss2,(MCS0)_2TX

5500MHz_TX

13/02/2020

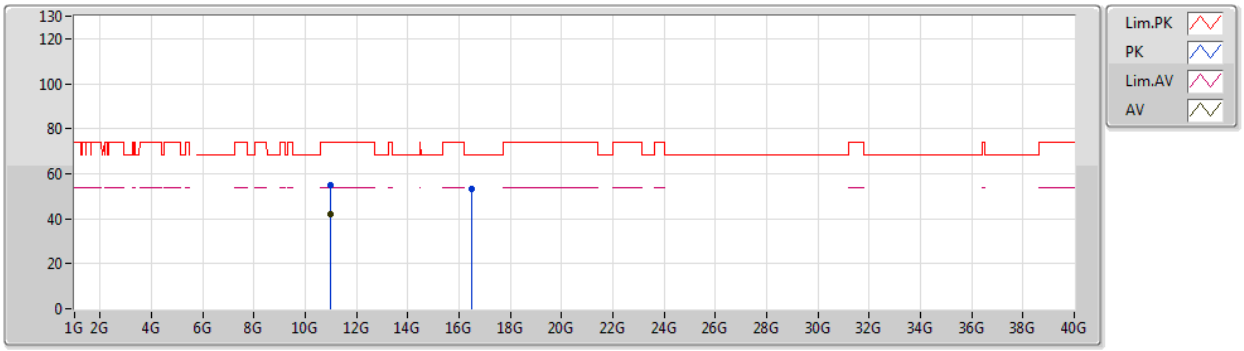

Type	Freq	Level	Limit	Margin	Factor	Dist	Condition	Azimuth	Height	Comment	Raw	AF	CL	PA
	(Hz)	(dBuV/m)	(dBuV/m)	(dB)	(dB)	(m)		(°)	(m)		(dBuV)	(dB)	(dB)	(dB)
AV	10.99928G	42.05	54.00	-11.95	-3.87	3	Vertical	322	1.49	-	45.92	40.20	10.44	54.51
PK	11.00042G	54.83	74.00	-19.17	-3.87	3	Vertical	322	1.49	-	58.70	40.20	10.44	54.51
PK	16.50738G	53.17	68.20	-15.03	0.03	3	Vertical	58	1.48	-	53.14	38.57	13.69	52.23

802.11ax HEW20_Nss2,(MCS0)_2TX

5500MHz_TX

13/02/2020

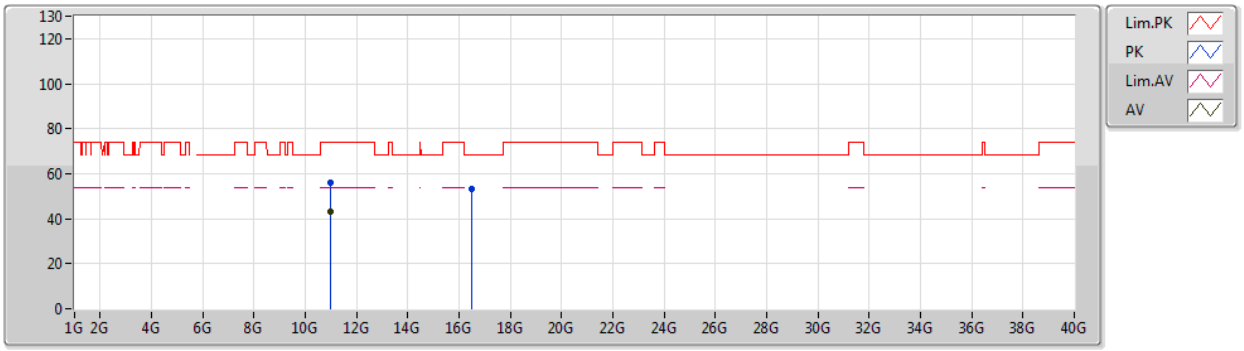

Type	Freq	Level	Limit	Margin	Factor	Dist	Condition	Azimuth	Height	Comment	Raw	AF	CL	PA
	(Hz)	(dBuV/m)	(dBuV/m)	(dB)	(dB)	(m)		(°)	(m)		(dBuV)	(dB)	(dB)	(dB)
AV	10.99982G	43.10	54.00	-10.90	-3.87	3	Horizontal	341	1.00	-	46.97	40.20	10.44	54.51
PK	10.99526G	55.92	74.00	-18.08	-3.88	3	Horizontal	341	1.00	-	59.80	40.19	10.44	54.51
PK	16.4868G	53.41	68.20	-14.79	-0.06	3	Horizontal	44	1.49	-	53.47	38.51	13.69	52.26

802.11ax HEW20_Nss2,(MCS0)_2TX

5580MHz_TX

13/02/2020

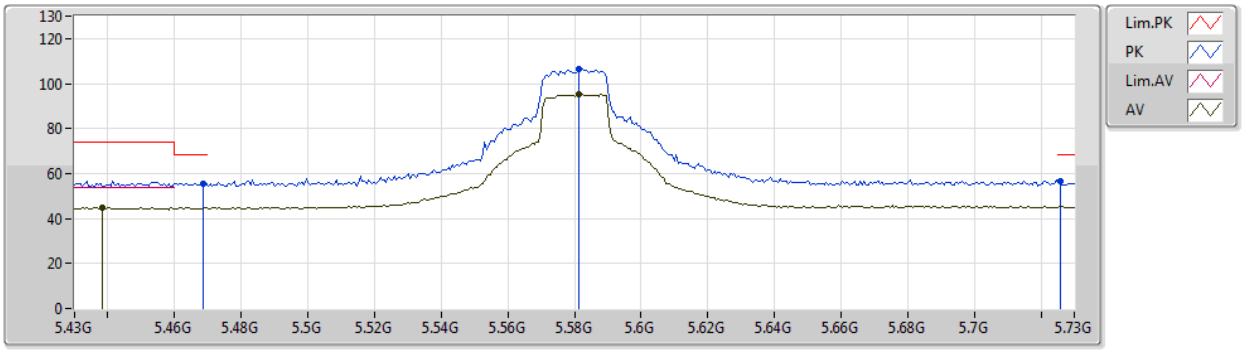

Type	Freq	Level	Limit	Margin	Factor	Dist	Condition	Azimuth	Height	Comment	Raw	AF	CL	PA
	(Hz)	(dBuV/m)	(dBuV/m)	(dB)	(dB)	(m)		(°)	(m)		(dBuV)	(dB)	(dB)	(dB)
AV	5.4384G	44.79	54.00	-9.21	5.37	3	Vertical	74	2.87	-	39.42	31.88	7.40	33.91
AV	5.5812G	95.34	Inf	-Inf	5.60	3	Vertical	74	2.87	-	89.74	32.01	7.53	33.94
PK	5.4684G	55.74	68.20	-12.46	5.42	3	Vertical	74	2.87	-	50.32	31.89	7.44	33.91
PK	5.5812G	106.73	Inf	-Inf	5.60	3	Vertical	74	2.87	-	101.13	32.01	7.53	33.94
PK	5.7258G	56.78	68.20	-11.42	5.88	3	Vertical	74	2.87	-	50.90	32.22	7.62	33.96

802.11ax HEW20_Nss2,(MCS0)_2TX

5580MHz_TX

13/02/2020

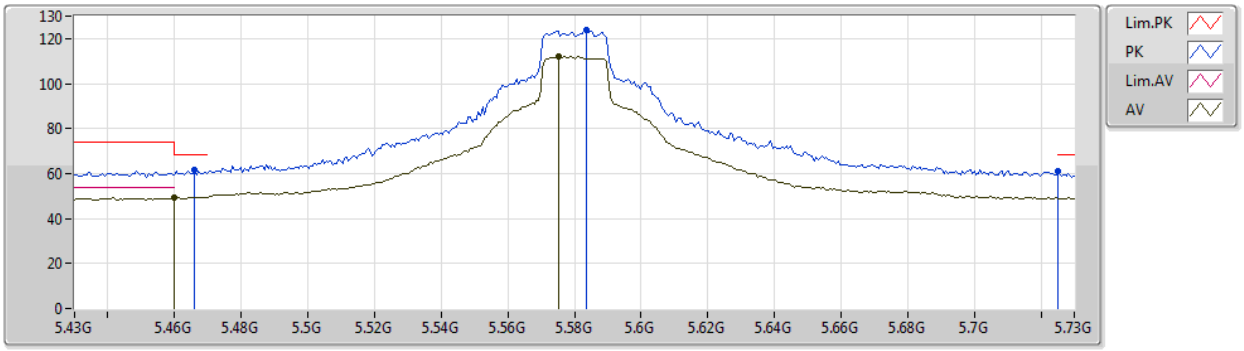

Type	Freq	Level	Limit	Margin	Factor	Dist	Condition	Azimuth	Height	Comment	Raw	AF	CL	PA
	(Hz)	(dBuV/m)	(dBuV/m)	(dB)	(dB)	(m)		(°)	(m)		(dBuV)	(dB)	(dB)	(dB)
AV	5.46G	49.16	54.00	-4.84	5.40	3	Horizontal	0	1.75	-	43.76	31.88	7.43	33.91
AV	5.5752G	112.07	Inf	-Inf	5.59	3	Horizontal	0	1.75	-	106.48	32.01	7.52	33.94
PK	5.466G	61.41	68.20	-6.79	5.41	3	Horizontal	0	1.75	-	56.00	31.89	7.43	33.91
PK	5.5836G	123.60	Inf	-Inf	5.61	3	Horizontal	0	1.75	-	117.99	32.02	7.53	33.94
PK	5.7252G	60.88	68.20	-7.32	5.88	3	Horizontal	0	1.75	-	55.00	32.22	7.62	33.96

802.11ax HEW20_Nss2,(MCS0)_2TX

5580MHz_TX

13/02/2020

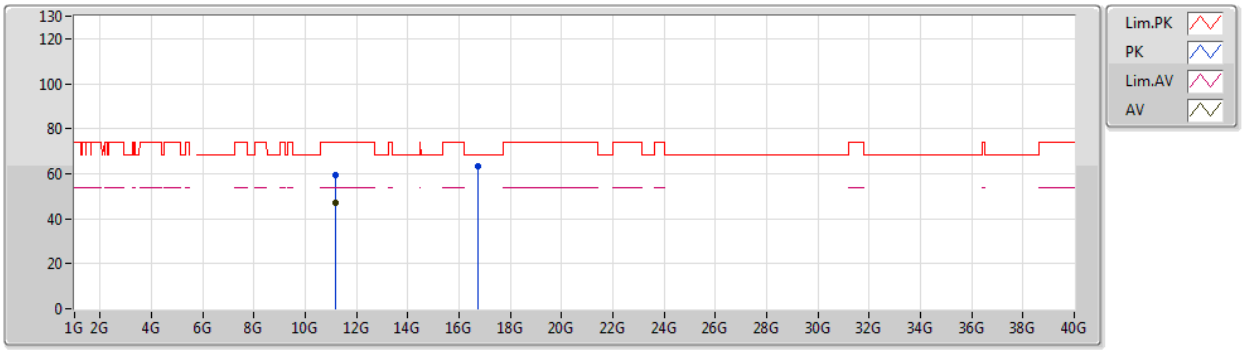

Type	Freq	Level	Limit	Margin	Factor	Dist	Condition	Azimuth	Height	Comment	Raw	AF	CL	PA
	(Hz)	(dBuV/m)	(dBuV/m)	(dB)	(dB)	(m)		(°)	(m)		(dBuV)	(dB)	(dB)	(dB)
AV	11.16054G	46.85	54.00	-7.15	-3.89	3	Vertical	352	1.41	-	50.74	40.01	10.52	54.42
PK	11.15676G	59.23	74.00	-14.77	-3.89	3	Vertical	352	1.41	-	63.12	40.01	10.52	54.42
PK	16.74684G	63.41	68.20	-4.79	0.66	3	Vertical	33	1.59	-	62.75	39.27	13.77	52.38

802.11ax HEW20_Nss2,(MCS0)_2TX

5580MHz_TX

13/02/2020

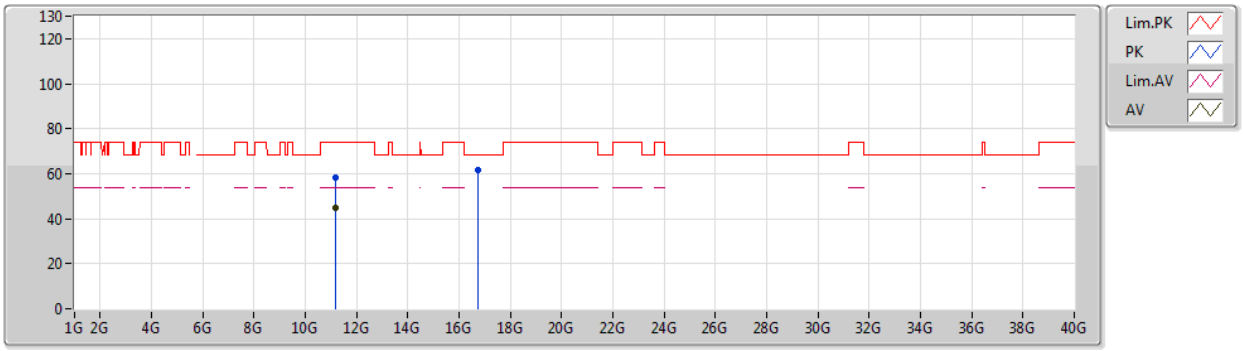

Type	Freq	Level	Limit	Margin	Factor	Dist	Condition	Azimuth	Height	Comment	Raw	AF	CL	PA
	(Hz)	(dBuV/m)	(dBuV/m)	(dB)	(dB)	(m)		(°)	(m)		(dBuV)	(dB)	(dB)	(dB)
AV	11.1591G	44.90	54.00	-9.10	-3.89	3	Horizontal	320	1.50	-	48.79	40.01	10.52	54.42
PK	11.15664G	58.27	74.00	-15.73	-3.89	3	Horizontal	320	1.50	-	62.16	40.01	10.52	54.42
PK	16.74696G	61.83	68.20	-6.37	0.66	3	Horizontal	71	1.46	-	61.17	39.27	13.77	52.38

802.11ax HEW20_Nss2,(MCS0)_2TX

5700MHz_TX

13/02/2020

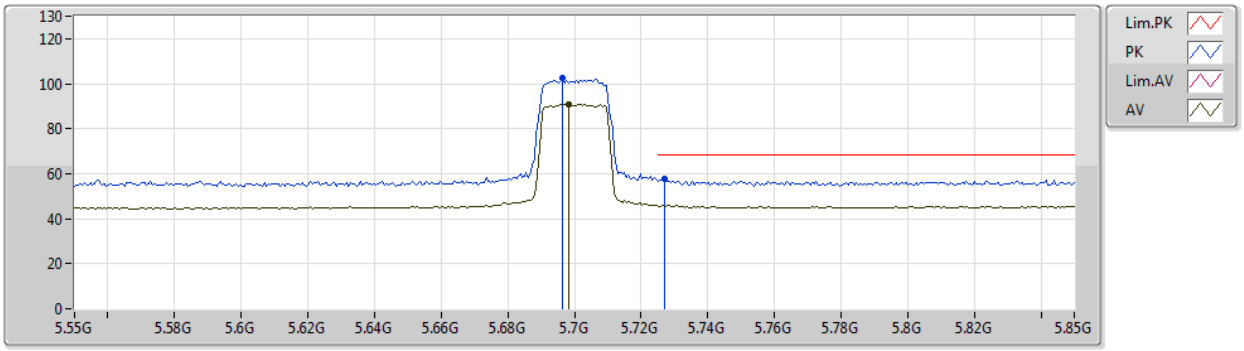

Type	Freq	Level	Limit	Margin	Factor	Dist	Condition	Azimuth	Height	Comment	Raw	AF	CL	PA
	(Hz)	(dBuV/m)	(dBuV/m)	(dB)	(dB)	(m)		(°)	(m)		(dBuV)	(dB)	(dB)	(dB)
AV	5.6982G	90.90	Inf	-Inf	5.83	3	Vertical	23	2.90	-	85.07	32.18	7.60	33.95
PK	5.6964G	102.40	Inf	-Inf	5.82	3	Vertical	23	2.90	-	96.58	32.17	7.60	33.95
PK	5.727G	57.61	68.20	-10.59	5.88	3	Vertical	23	2.90	-	51.73	32.22	7.62	33.96

802.11ax HEW20_Nss2,(MCS0)_2TX

5700MHz_TX

13/02/2020

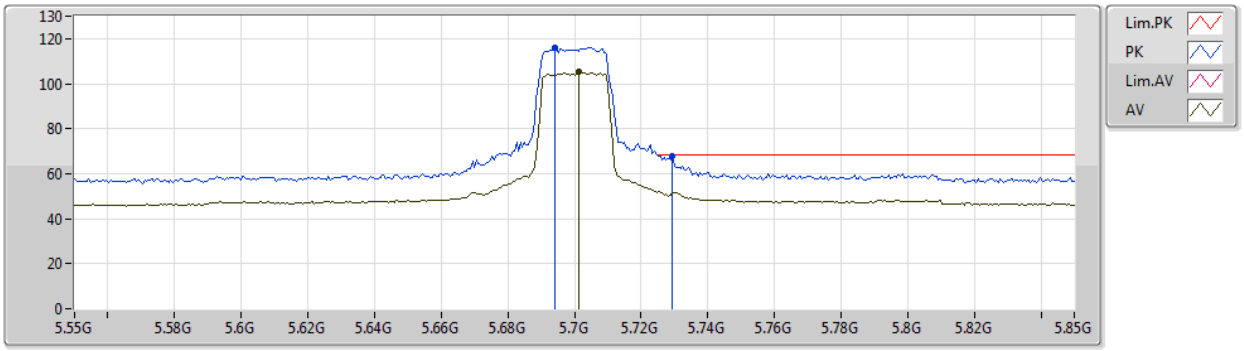

Type	Freq	Level	Limit	Margin	Factor	Dist	Condition	Azimuth	Height	Comment	Raw	AF	CL	PA
	(Hz)	(dBuV/m)	(dBuV/m)	(dB)	(dB)	(m)		(°)	(m)		(dBuV)	(dB)	(dB)	(dB)
AV	5.7012G	105.10	Inf	-Inf	5.84	3	Horizontal	350	1.12	-	99.26	32.18	7.61	33.95
PK	5.694G	116.16	Inf	-Inf	5.82	3	Horizontal	350	1.12	-	110.34	32.17	7.60	33.95
PK	5.7294G	67.84	68.20	-0.36	5.88	3	Horizontal	350	1.12	-	61.96	32.22	7.62	33.96

802.11ax HEW20_Nss2,(MCS0)_2TX

5700MHz_TX

13/02/2020

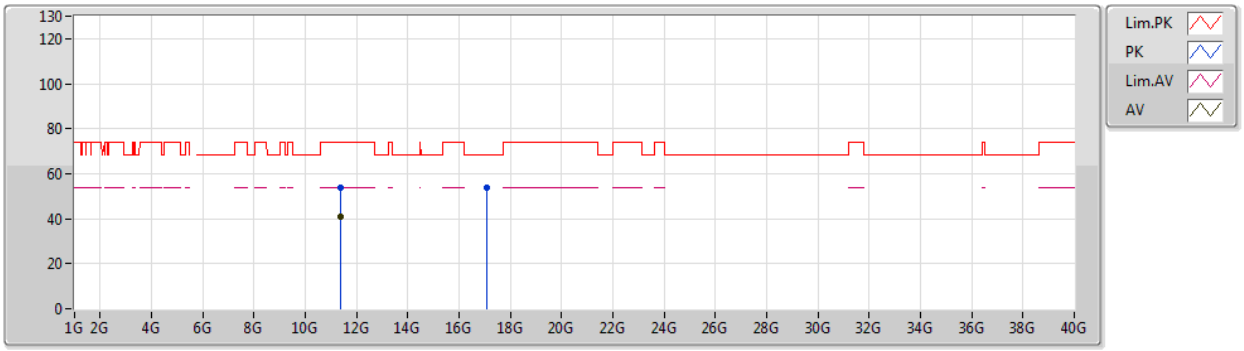

Type	Freq	Level	Limit	Margin	Factor	Dist	Condition	Azimuth	Height	Comment	Raw	AF	CL	PA
	(Hz)	(dBuV/m)	(dBuV/m)	(dB)	(dB)	(m)		(°)	(m)		(dBuV)	(dB)	(dB)	(dB)
AV	11.3985G	40.94	54.00	-13.06	-3.92	3	Vertical	9	1.48	-	44.86	39.72	10.64	54.28
PK	11.39832G	53.53	74.00	-20.47	-3.92	3	Vertical	9	1.48	-	57.45	39.72	10.64	54.28
PK	17.0982G	53.58	68.20	-14.62	1.92	3	Vertical	224	1.23	-	51.66	40.65	13.87	52.60

802.11ax HEW20_Nss2,(MCS0)_2TX

5700MHz_TX

13/02/2020

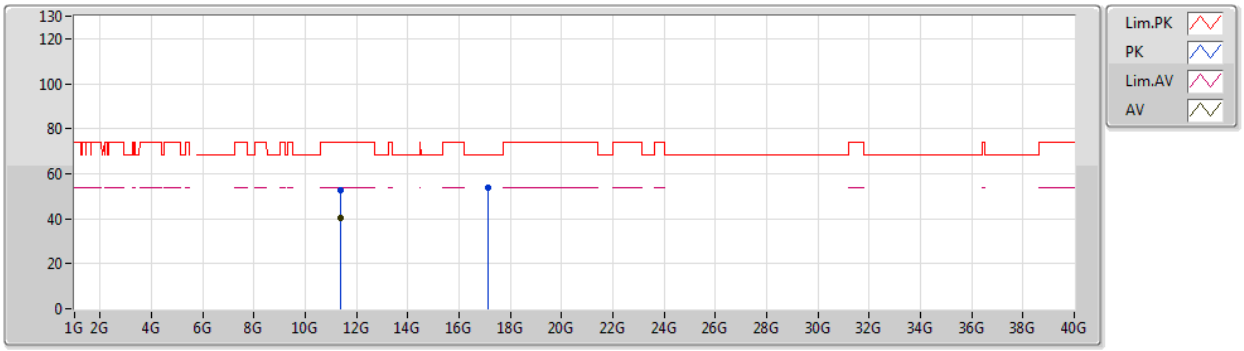

Type	Freq	Level	Limit	Margin	Factor	Dist	Condition	Azimuth	Height	Comment	Raw	AF	CL	PA
	(Hz)	(dBuV/m)	(dBuV/m)	(dB)	(dB)	(m)		(°)	(m)		(dBuV)	(dB)	(dB)	(dB)
AV	11.39886G	40.24	54.00	-13.76	-3.92	3	Horizontal	299	1.49	-	44.16	39.72	10.64	54.28
PK	11.40024G	52.79	74.00	-21.21	-3.92	3	Horizontal	299	1.49	-	56.71	39.72	10.64	54.28
PK	17.11326G	53.87	68.20	-14.33	2.01	3	Horizontal	270	1.81	-	51.86	40.75	13.87	52.61

802.11ax HEW20_Nss2,(MCS0)_2TX

5720MHz Straddle 5.47-5.725GHz_TX

13/02/2020

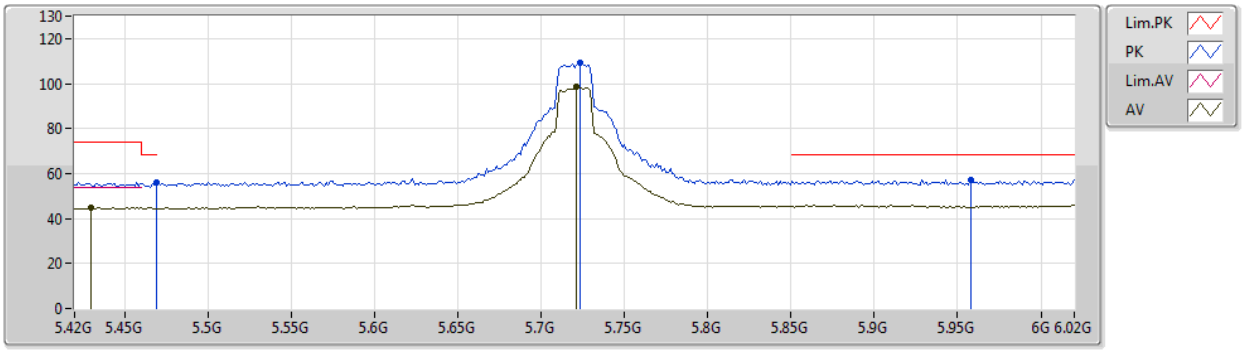

Type	Freq	Level	Limit	Margin	Factor	Dist	Condition	Azimuth	Height	Comment	Raw	AF	CL	PA
	(Hz)	(dBuV/m)	(dBuV/m)	(dB)	(dB)	(m)		(°)	(m)		(dBuV)	(dB)	(dB)	(dB)
AV	5.4296G	44.83	54.00	-9.17	5.35	3	Vertical	23	2.86	-	39.48	31.87	7.39	33.91
AV	5.7212G	98.43	Inf	-Inf	5.88	3	Vertical	23	2.86	-	92.55	32.21	7.62	33.95
PK	5.4692G	55.81	68.20	-12.39	5.42	3	Vertical	23	2.86	-	50.39	31.89	7.44	33.91
PK	5.7236G	109.29	Inf	-Inf	5.88	3	Vertical	23	2.86	-	103.41	32.21	7.62	33.95
PK	5.9576G	57.04	68.20	-11.16	6.32	3	Vertical	23	2.86	-	50.72	32.54	7.77	33.99

802.11ax HEW20_Nss2,(MCS0)_2TX

5720MHz Straddle 5.47-5.725GHz_TX

13/02/2020

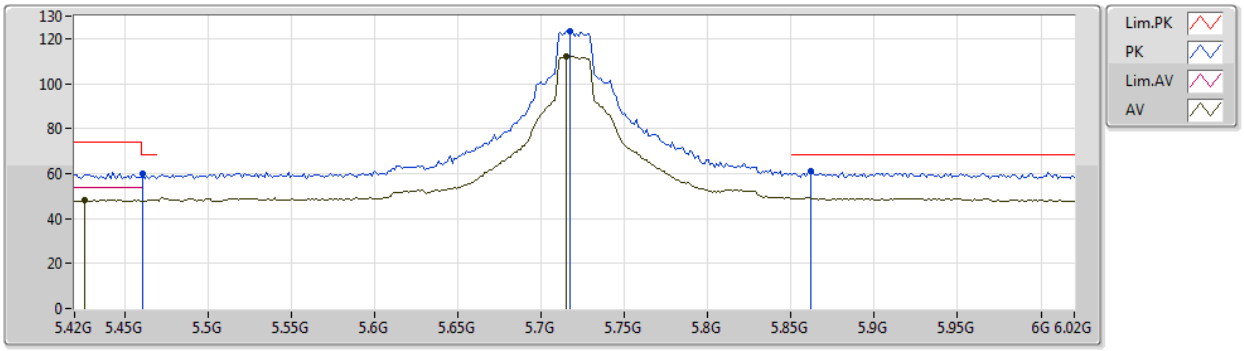

Type	Freq	Level	Limit	Margin	Factor	Dist	Condition	Azimuth	Height	Comment	Raw	AF	CL	PA
	(Hz)	(dBuV/m)	(dBuV/m)	(dB)	(dB)	(m)		(°)	(m)		(dBuV)	(dB)	(dB)	(dB)
AV	5.426G	48.32	54.00	-5.68	5.34	3	Horizontal	355	1.61	-	42.98	31.87	7.38	33.91
AV	5.7152G	112.27	Inf	-Inf	5.86	3	Horizontal	355	1.61	-	106.41	32.20	7.61	33.95
PK	5.4608G	59.70	68.20	-8.50	5.40	3	Horizontal	355	1.61	-	54.30	31.88	7.43	33.91
PK	5.7176G	123.43	Inf	-Inf	5.87	3	Horizontal	355	1.61	-	117.56	32.20	7.62	33.95
PK	5.8616G	60.93	68.20	-7.27	6.14	3	Horizontal	355	1.61	-	54.79	32.41	7.71	33.98

802.11ax HEW20_Nss2,(MCS0)_2TX

5720MHz Straddle 5.47-5.725GHz_TX

13/02/2020

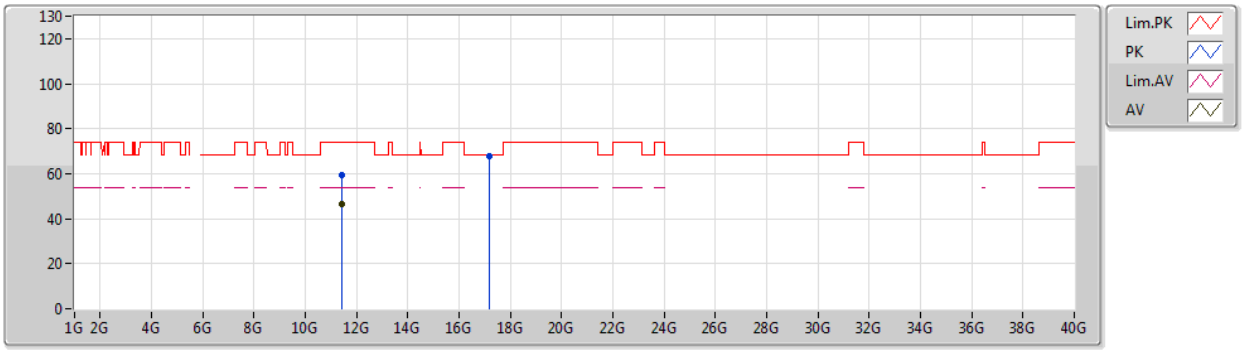

Type	Freq	Level	Limit	Margin	Factor	Dist	Condition	Azimuth	Height	Comment	Raw	AF	CL	PA
	(Hz)	(dBuV/m)	(dBuV/m)	(dB)	(dB)	(m)		(°)	(m)		(dBuV)	(dB)	(dB)	(dB)
AV	11.4388G	46.30	54.00	-7.70	-3.93	3	Vertical	360	1.37	-	50.23	39.67	10.66	54.26
PK	11.44234G	59.13	74.00	-14.87	-3.92	3	Vertical	360	1.37	-	63.05	39.67	10.66	54.25
PK	17.16696G	67.96	68.20	-0.24	2.34	3	Vertical	34	1.62	-	65.62	41.10	13.89	52.65

802.11ax HEW20_Nss2,(MCS0)_2TX

5720MHz Straddle 5.47-5.725GHz_TX

13/02/2020

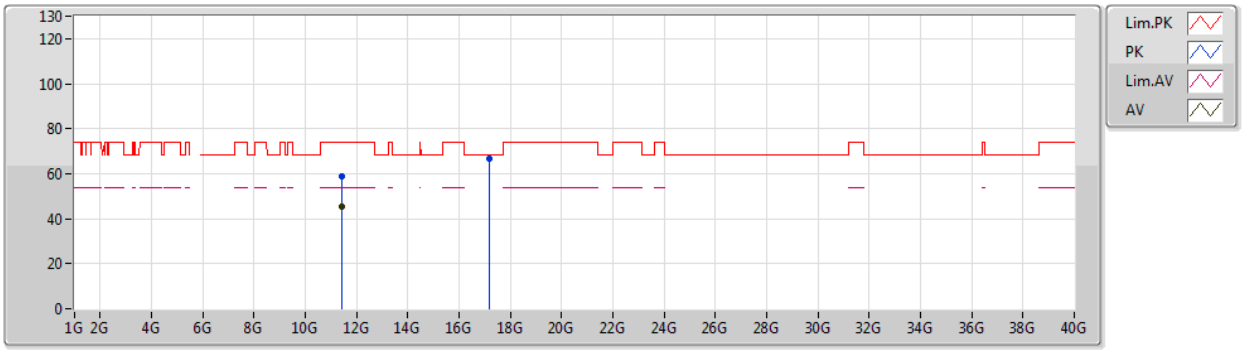

Type	Freq	Level	Limit	Margin	Factor	Dist	Condition	Azimuth	Height	Comment	Raw	AF	CL	PA
	(Hz)	(dBuV/m)	(dBuV/m)	(dB)	(dB)	(m)		(°)	(m)		(dBuV)	(dB)	(dB)	(dB)
AV	11.4388G	45.16	54.00	-8.84	-3.93	3	Horizontal	297	1.49	-	49.09	39.67	10.66	54.26
PK	11.44222G	58.74	74.00	-15.26	-3.92	3	Horizontal	297	1.49	-	62.66	39.67	10.66	54.25
PK	17.16438G	66.76	68.20	-1.44	2.32	3	Horizontal	50	1.89	-	64.44	41.08	13.89	52.65

802.11ax HEW20_Nss2,(MCS0)_2TX

5745MHz_TX

14/02/2020

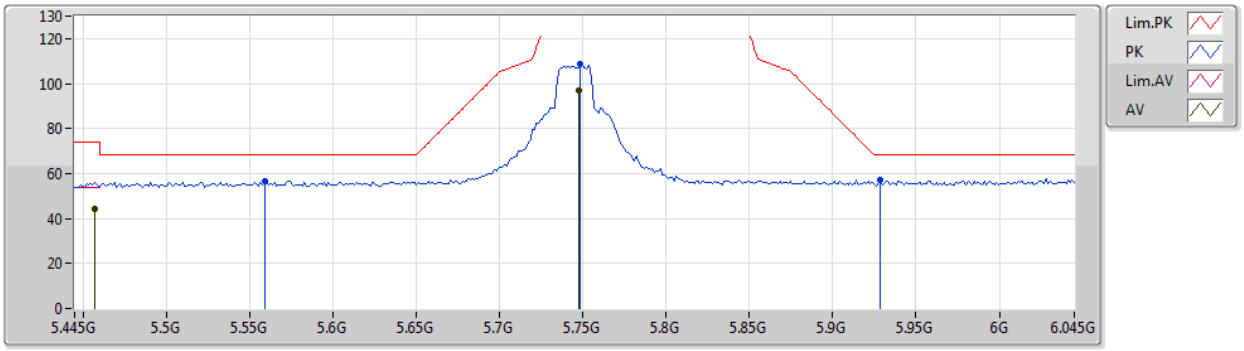

Type	Freq	Level	Limit	Margin	Factor	Dist	Condition	Azimuth	Height	Comment	Raw	AF	CL	PA
	(Hz)	(dBuV/m)	(dBuV/m)	(dB)	(dB)	(m)		(°)	(m)		(dBuV)	(dB)	(dB)	(dB)
AV	5.457G	44.48	54.00	-9.52	5.39	3	Vertical	25	3.00	-	39.09	31.88	7.42	33.91
AV	5.7474G	97.21	Inf	-Inf	5.93	3	Vertical	25	3.00	-	91.28	32.25	7.64	33.96
PK	5.559G	56.55	68.20	-11.65	5.56	3	Vertical	25	3.00	-	50.99	31.98	7.51	33.93
PK	5.7486G	108.86	Inf	-Inf	5.93	3	Vertical	25	3.00	-	102.93	32.25	7.64	33.96
PK	5.9286G	57.03	68.20	-11.17	6.26	3	Vertical	25	3.00	-	50.77	32.50	7.75	33.99

802.11ax HEW20_Nss2,(MCS0)_2TX

5745MHz_TX

14/02/2020

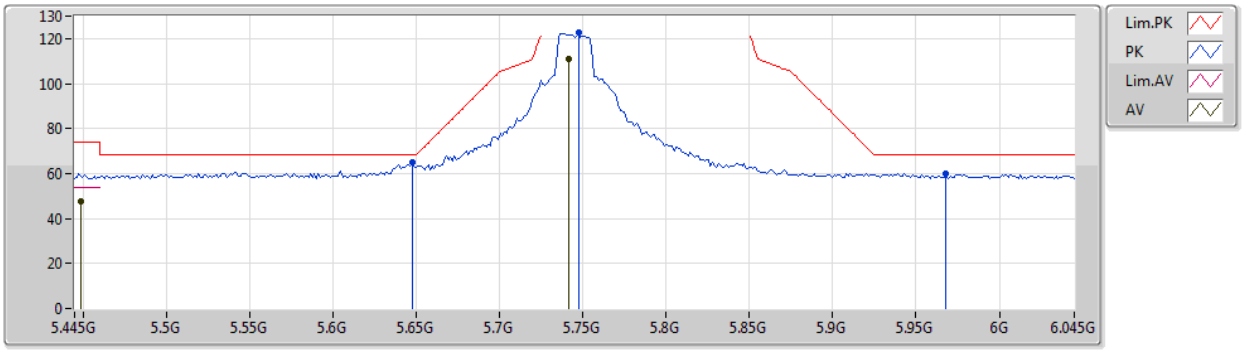

Type	Freq	Level	Limit	Margin	Factor	Dist	Condition	Azimuth	Height	Comment	Raw	AF	CL	PA
	(Hz)	(dBuV/m)	(dBuV/m)	(dB)	(dB)	(m)		(°)	(m)		(dBuV)	(dB)	(dB)	(dB)
AV	5.4486G	47.77	54.00	-6.23	5.38	3	Horizontal	354	1.54	-	42.39	31.88	7.41	33.91
AV	5.7414G	111.07	Inf	-Inf	5.91	3	Horizontal	354	1.54	-	105.16	32.24	7.63	33.96
PK	5.6478G	64.88	68.20	-3.32	5.74	3	Horizontal	354	1.54	-	59.14	32.11	7.57	33.94
PK	5.7474G	122.50	Inf	-Inf	5.93	3	Horizontal	354	1.54	-	116.57	32.25	7.64	33.96
PK	5.9682G	60.17	68.20	-8.03	6.35	3	Horizontal	354	1.54	-	53.82	32.56	7.78	33.99

802.11ax HEW20_Nss2,(MCS0)_2TX

5745MHz_TX

14/02/2020

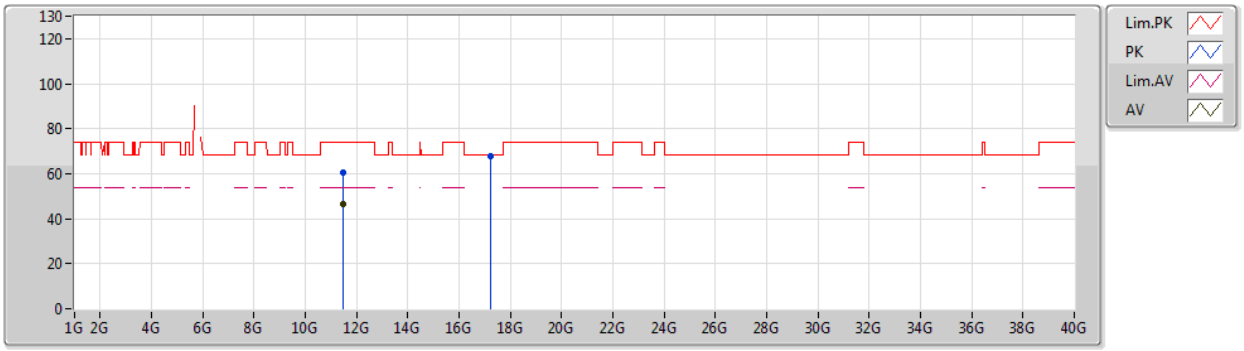

Type	Freq	Level	Limit	Margin	Factor	Dist	Condition	Azimuth	Height	Comment	Raw	AF	CL	PA
	(Hz)	(dBuV/m)	(dBuV/m)	(dB)	(dB)	(m)		(°)	(m)		(dBuV)	(dB)	(dB)	(dB)
AV	11.49024G	46.71	54.00	-7.29	-3.94	3	Vertical	360	1.38	-	50.65	39.61	10.68	54.23
PK	11.49732G	60.44	74.00	-13.56	-3.93	3	Vertical	360	1.38	-	64.37	39.60	10.69	54.22
PK	17.22672G	67.87	68.20	-0.33	2.71	3	Vertical	35	1.63	-	65.16	41.50	13.90	52.69

802.11ax HEW20_Nss2,(MCS0)_2TX

5745MHz_TX

14/02/2020

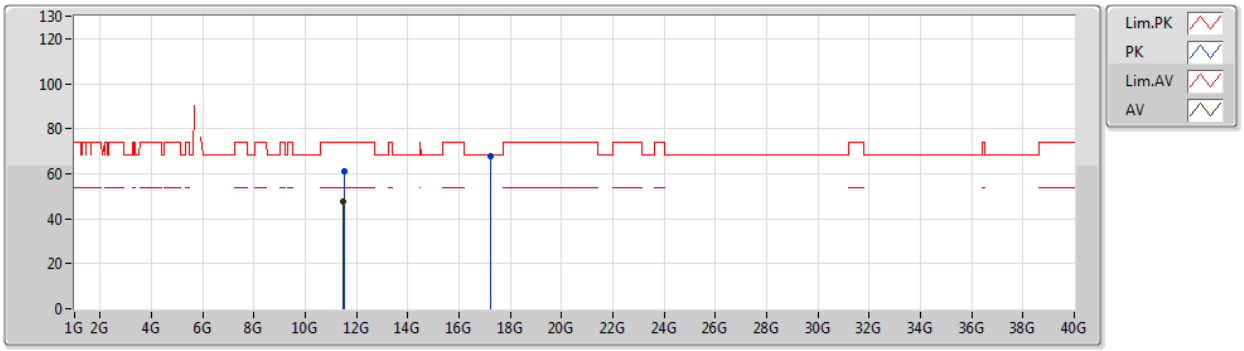

Type	Freq	Level	Limit	Margin	Factor	Dist	Condition	Azimuth	Height	Comment	Raw	AF	CL	PA
	(Hz)	(dBuV/m)	(dBuV/m)	(dB)	(dB)	(m)		(°)	(m)		(dBuV)	(dB)	(dB)	(dB)
AV	11.48886G	47.77	54.00	-6.23	-3.94	3	Horizontal	32	1.25	-	51.71	39.61	10.68	54.23
PK	11.50128G	60.92	74.00	-13.08	-3.93	3	Horizontal	32	1.25	-	64.85	39.60	10.69	54.22
PK	17.24076G	67.91	68.20	-0.29	2.81	3	Horizontal	305	1.47	-	65.10	41.59	13.91	52.69

802.11ax HEW20_Nss2,(MCS0)_2TX

5785MHz_TX

14/02/2020

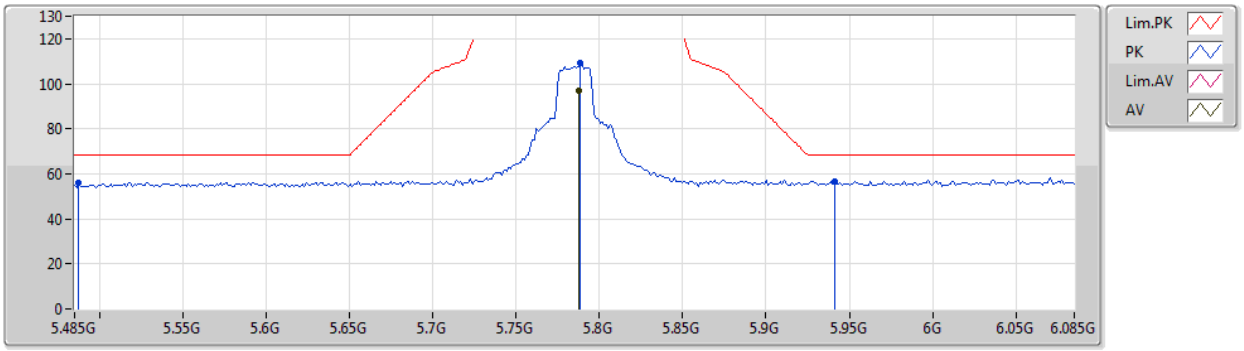

Type	Freq	Level	Limit	Margin	Factor	Dist	Condition	Azimuth	Height	Comment	Raw	AF	CL	PA
	(Hz)	(dBuV/m)	(dBuV/m)	(dB)	(dB)	(m)		(°)	(m)		(dBuV)	(dB)	(dB)	(dB)
AV	5.7874G	96.78	Inf	-Inf	5.99	3	Vertical	22	2.96	-	90.79	32.30	7.66	33.97
PK	5.4874G	56.27	68.20	-11.93	5.43	3	Vertical	22	2.96	-	50.84	31.89	7.46	33.92
PK	5.7886G	109.33	Inf	-Inf	5.99	3	Vertical	22	2.96	-	103.34	32.30	7.66	33.97
PK	5.941G	56.62	68.20	-11.58	6.29	3	Vertical	22	2.96	-	50.33	32.52	7.76	33.99

802.11ax HEW20_Nss2,(MCS0)_2TX

5785MHz_TX

14/02/2020

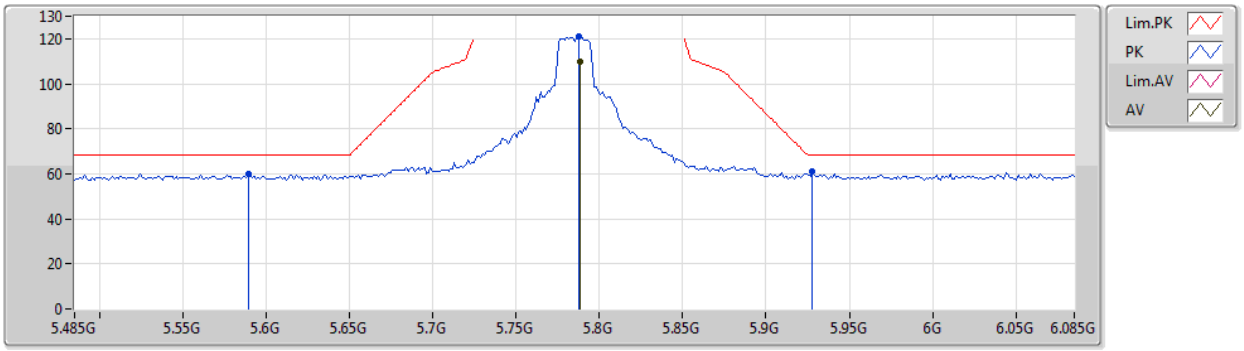

Type	Freq	Level	Limit	Margin	Factor	Dist	Condition	Azimuth	Height	Comment	Raw	AF	CL	PA
	(Hz)	(dBuV/m)	(dBuV/m)	(dB)	(dB)	(m)		(°)	(m)		(dBuV)	(dB)	(dB)	(dB)
AV	5.7886G	109.66	Inf	-Inf	5.99	3	Horizontal	354	1.62	-	103.67	32.30	7.66	33.97
PK	5.5894G	59.91	68.20	-8.29	5.62	3	Horizontal	354	1.62	-	54.29	32.03	7.53	33.94
PK	5.7874G	121.15	Inf	-Inf	5.99	3	Horizontal	354	1.62	-	115.16	32.30	7.66	33.97
PK	5.9278G	60.83	68.20	-7.37	6.26	3	Horizontal	354	1.62	-	54.57	32.50	7.75	33.99

802.11ax HEW20_Nss2,(MCS0)_2TX

5785MHz_TX

14/02/2020

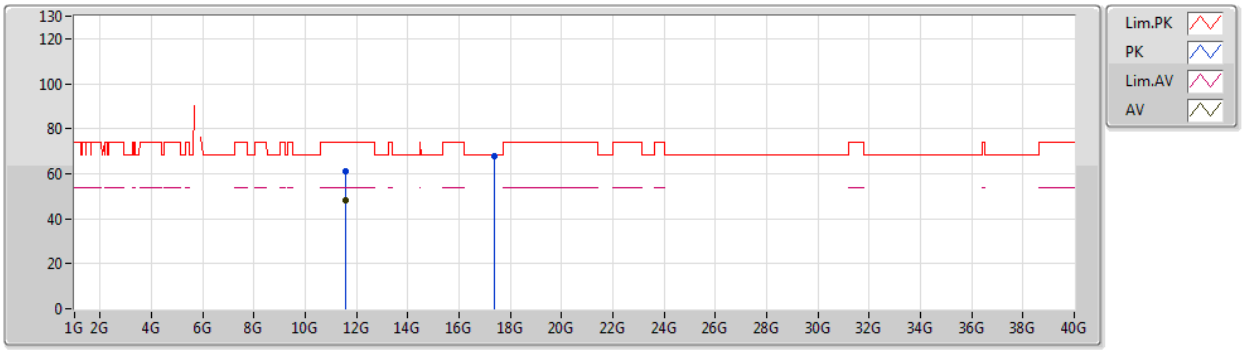

Type	Freq	Level	Limit	Margin	Factor	Dist	Condition	Azimuth	Height	Comment	Raw	AF	CL	PA
	(Hz)	(dBuV/m)	(dBuV/m)	(dB)	(dB)	(m)		(°)	(m)		(dBuV)	(dB)	(dB)	(dB)
AV	11.56892G	48.45	54.00	-5.55	-3.91	3	Vertical	0	1.35	-	52.36	39.52	10.72	54.15
PK	11.57216G	60.81	74.00	-13.19	-3.91	3	Vertical	0	1.35	-	64.72	39.51	10.72	54.14
PK	17.3568G	68.01	68.20	-0.19	3.52	3	Vertical	41	1.49	-	64.49	42.35	13.94	52.77

802.11ax HEW20_Nss2,(MCS0)_2TX

5785MHz_TX

14/02/2020

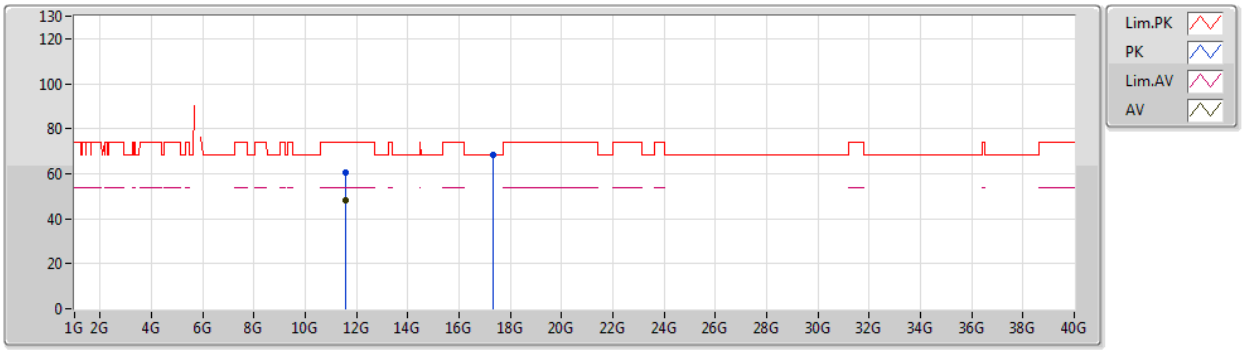

Type	Freq	Level	Limit	Margin	Factor	Dist	Condition	Azimuth	Height	Comment	Raw	AF	CL	PA
	(Hz)	(dBuV/m)	(dBuV/m)	(dB)	(dB)	(m)		(°)	(m)		(dBuV)	(dB)	(dB)	(dB)
AV	11.56892G	48.09	54.00	-5.91	-3.91	3	Horizontal	33	1.28	-	52.00	39.52	10.72	54.15
PK	11.55878G	60.51	74.00	-13.49	-3.91	3	Horizontal	33	1.28	-	64.42	39.53	10.72	54.16
PK	17.35068G	68.09	68.20	-0.11	3.49	3	Horizontal	263	1.66	-	64.60	42.31	13.94	52.76

802.11ax HEW20_Nss2,(MCS0)_2TX

5825MHz_TX

14/02/2020

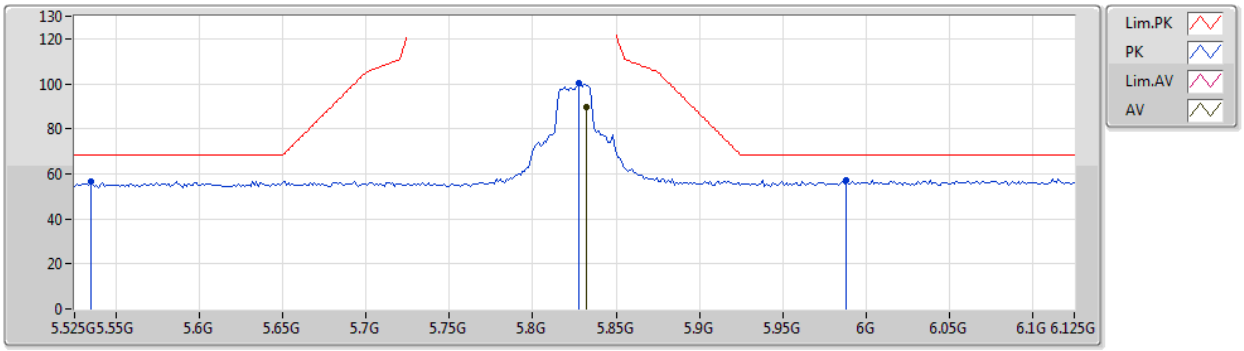

Type	Freq	Level	Limit	Margin	Factor	Dist	Condition	Azimuth	Height	Comment	Raw	AF	CL	PA
	(Hz)	(dBuV/m)	(dBuV/m)	(dB)	(dB)	(m)		(°)	(m)		(dBuV)	(dB)	(dB)	(dB)
AV	5.8322G	89.42	Inf	-Inf	6.09	3	Vertical	356	1.50	-	83.33	32.37	7.69	33.97
PK	5.5346G	56.66	68.20	-11.54	5.52	3	Vertical	356	1.50	-	51.14	31.95	7.50	33.93
PK	5.8274G	100.03	Inf	-Inf	6.08	3	Vertical	356	1.50	-	93.95	32.36	7.69	33.97
PK	5.9882G	56.90	68.20	-11.30	6.37	3	Vertical	356	1.50	-	50.53	32.58	7.79	34.00

802.11ax HEW20_Nss2,(MCS0)_2TX

5825MHz_TX

14/02/2020

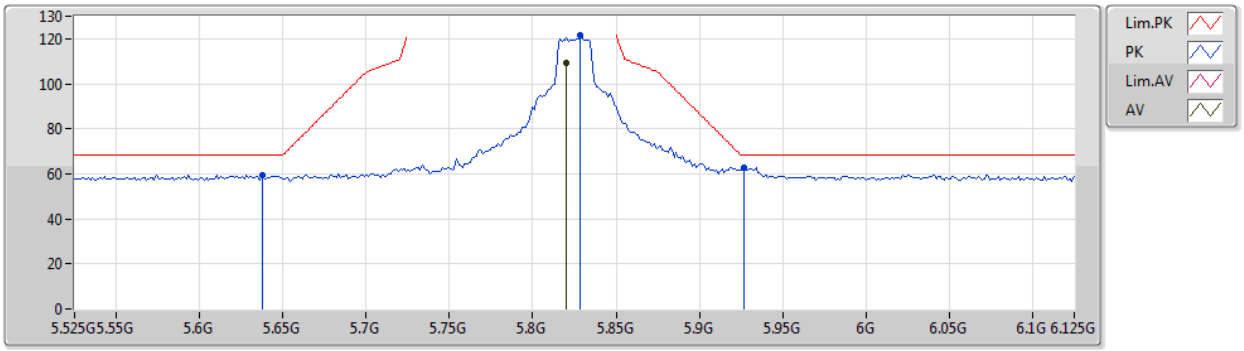

Type	Freq	Level	Limit	Margin	Factor	Dist	Condition	Azimuth	Height	Comment	Raw	AF	CL	PA
	(Hz)	(dBuV/m)	(dBuV/m)	(dB)	(dB)	(m)		(°)	(m)		(dBuV)	(dB)	(dB)	(dB)
AV	5.8202G	109.52	Inf	-Inf	6.06	3	Horizontal	360	1.16	-	103.46	32.35	7.68	33.97
PK	5.6378G	59.38	68.20	-8.82	5.71	3	Horizontal	360	1.16	-	53.67	32.09	7.56	33.94
PK	5.8286G	121.43	Inf	-Inf	6.08	3	Horizontal	360	1.16	-	115.35	32.36	7.69	33.97
PK	5.927G	62.70	68.20	-5.50	6.26	3	Horizontal	360	1.16	-	56.44	32.50	7.75	33.99

802.11ax HEW20_Nss2,(MCS0)_2TX

5825MHz_TX

14/02/2020

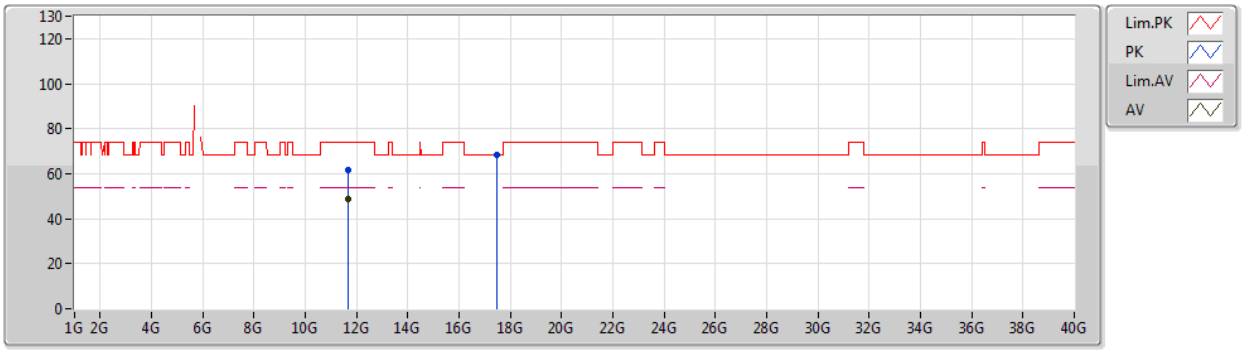

Type	Freq	Level	Limit	Margin	Factor	Dist	Condition	Azimuth	Height	Comment	Raw	AF	CL	PA
	(Hz)	(dBuV/m)	(dBuV/m)	(dB)	(dB)	(m)		(°)	(m)		(dBuV)	(dB)	(dB)	(dB)
AV	11.6488G	48.53	54.00	-5.47	-3.88	3	Vertical	6	1.42	-	52.41	39.42	10.76	54.06
PK	11.65096G	61.64	74.00	-12.36	-3.88	3	Vertical	6	1.42	-	65.52	39.42	10.76	54.06
PK	17.4795G	68.09	68.20	-0.11	4.28	3	Vertical	42	1.49	-	63.81	43.16	13.97	52.85

802.11ax HEW20_Nss2,(MCS0)_2TX

5825MHz_TX

14/02/2020

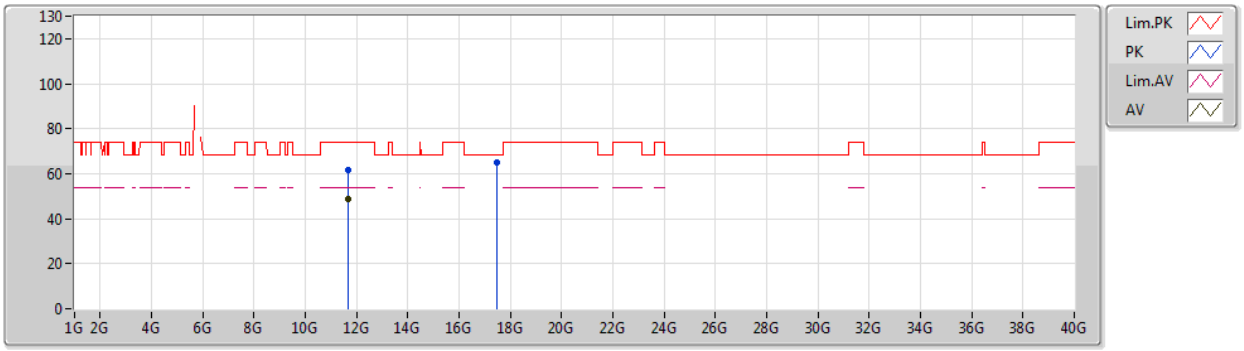

Type	Freq	Level	Limit	Margin	Factor	Dist	Condition	Azimuth	Height	Comment	Raw	AF	CL	PA
	(Hz)	(dBuV/m)	(dBuV/m)	(dB)	(dB)	(m)		(°)	(m)		(dBuV)	(dB)	(dB)	(dB)
AV	11.64838G	48.67	54.00	-5.33	-3.88	3	Horizontal	65	1.49	-	52.55	39.42	10.76	54.06
PK	11.65234G	61.41	74.00	-12.59	-3.88	3	Horizontal	65	1.49	-	65.29	39.42	10.76	54.06
PK	17.47254G	65.26	68.20	-2.94	4.25	3	Horizontal	266	1.49	-	61.01	43.12	13.97	52.84

802.11ax HEW40_Nss2,(MCS0)_2TX

5190MHz_TX

14/02/2020

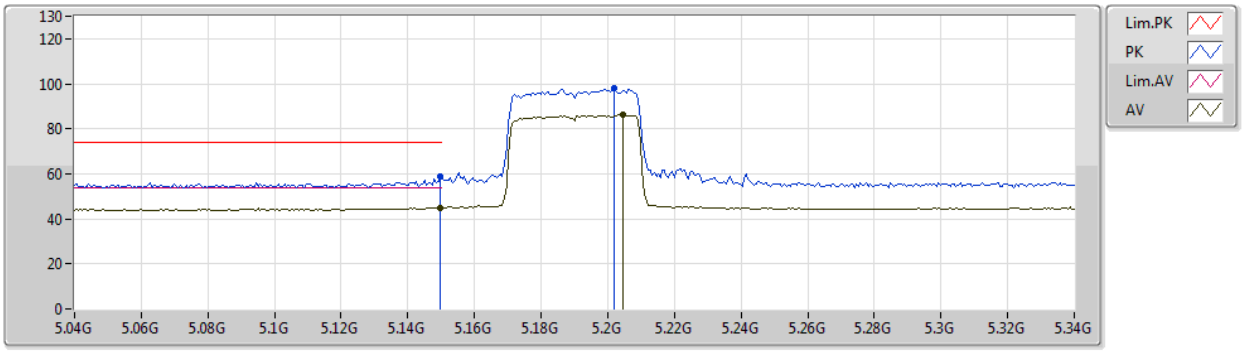

Type	Freq	Level	Limit	Margin	Factor	Dist	Condition	Azimuth	Height	Comment	Raw	AF	CL	PA
	(Hz)	(dBuV/m)	(dBuV/m)	(dB)	(dB)	(m)		(°)	(m)		(dBuV)	(dB)	(dB)	(dB)
AV	5.1498G	44.87	54.00	-9.13	4.97	3	Vertical	14	2.64	-	39.90	31.76	7.04	33.83
AV	5.2044G	86.37	Inf	-Inf	5.03	3	Vertical	14	2.64	-	81.34	31.78	7.10	33.85
PK	5.1498G	58.86	74.00	-15.14	4.97	3	Vertical	14	2.64	-	53.89	31.76	7.04	33.83
PK	5.202G	98.26	Inf	-Inf	5.03	3	Vertical	14	2.64	-	93.23	31.78	7.10	33.85

802.11ax HEW40_Nss2,(MCS0)_2TX

5190MHz_TX

14/02/2020

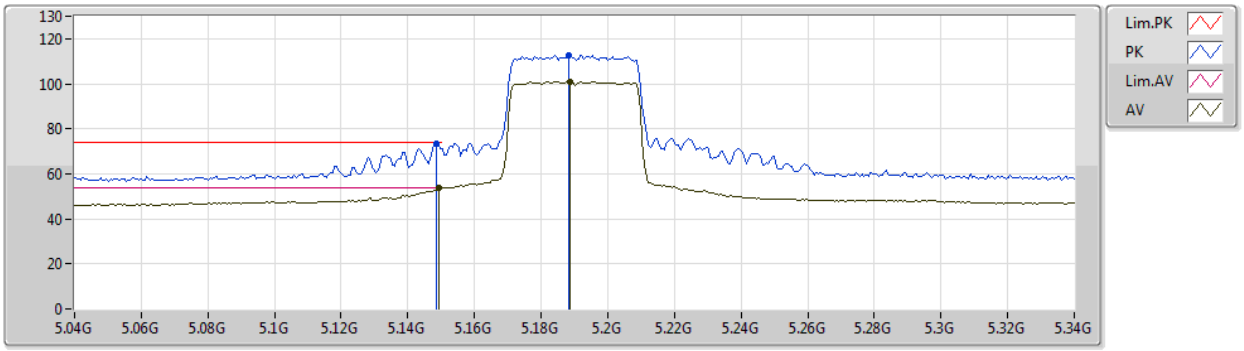

Type	Freq	Level	Limit	Margin	Factor	Dist	Condition	Azimuth	Height	Comment	Raw	AF	CL	PA
	(Hz)	(dBuV/m)	(dBuV/m)	(dB)	(dB)	(m)		(°)	(m)		(dBuV)	(dB)	(dB)	(dB)
AV	5.1492G	53.58	54.00	-0.42	4.97	3	Horizontal	1	1.15	-	48.61	31.76	7.04	33.83
AV	5.1888G	101.14	Inf	-Inf	5.02	3	Horizontal	1	1.15	-	96.12	31.78	7.09	33.85
PK	5.1486G	73.35	74.00	-0.65	4.96	3	Horizontal	1	1.15	-	68.39	31.76	7.03	33.83
PK	5.1882G	112.77	Inf	-Inf	5.01	3	Horizontal	1	1.15	-	107.76	31.78	7.08	33.85

802.11ax HEW40_Nss2,(MCS0)_2TX

5190MHz_TX

14/02/2020

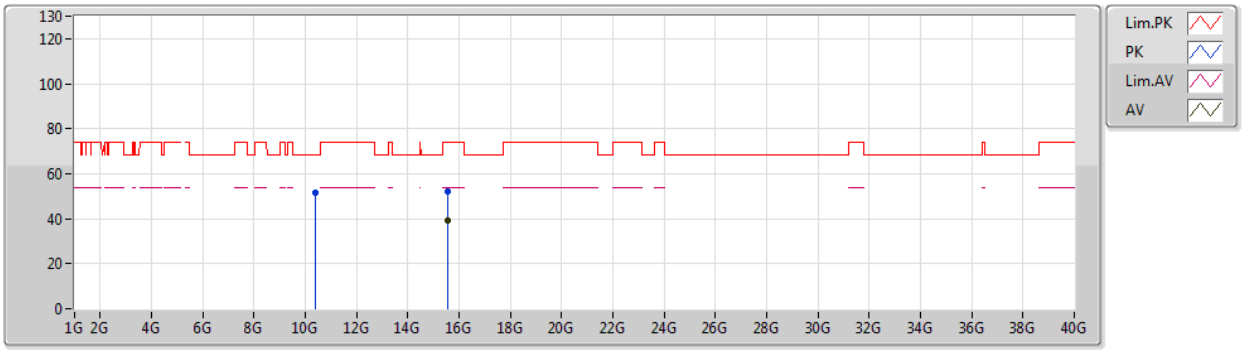

Type	Freq	Level	Limit	Margin	Factor	Dist	Condition	Azimuth	Height	Comment	Raw	AF	CL	PA
	(Hz)	(dBuV/m)	(dBuV/m)	(dB)	(dB)	(m)		(°)	(m)		(dBuV)	(dB)	(dB)	(dB)
AV	15.55764G	39.06	54.00	-14.94	-1.42	3	Vertical	248	2.35	-	40.48	38.74	12.84	53.00
PK	10.38006G	51.48	68.20	-16.72	-4.74	3	Vertical	252	1.59	-	56.22	39.39	10.33	54.46
PK	15.57756G	51.97	74.00	-22.03	-1.50	3	Vertical	248	2.35	-	53.47	38.66	12.87	53.03

802.11ax HEW40_Nss2,(MCS0)_2TX

5190MHz_TX

14/02/2020

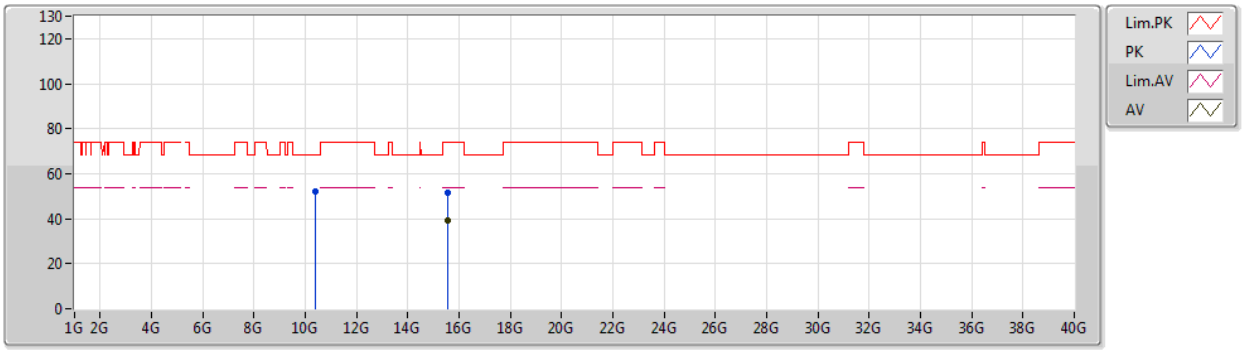

Type	Freq	Level	Limit	Margin	Factor	Dist	Condition	Azimuth	Height	Comment	Raw	AF	CL	PA
	(Hz)	(dBuV/m)	(dBuV/m)	(dB)	(dB)	(m)		(°)	(m)		(dBuV)	(dB)	(dB)	(dB)
AV	15.56166G	39.09	54.00	-14.91	-1.44	3	Horizontal	291	1.49	-	40.53	38.72	12.85	53.01
PK	10.37388G	52.12	68.20	-16.08	-4.75	3	Horizontal	56	1.49	-	56.87	39.39	10.33	54.47
PK	15.55626G	51.78	74.00	-22.22	-1.42	3	Horizontal	291	1.49	-	53.20	38.74	12.84	53.00

802.11ax HEW40_Nss2,(MCS0)_2TX

5230MHz_TX

14/02/2020

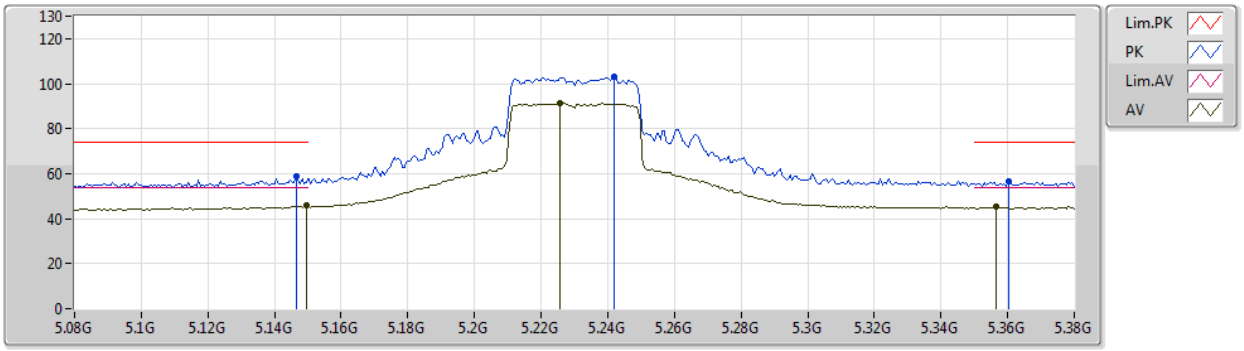

Type	Freq	Level	Limit	Margin	Factor	Dist	Condition	Azimuth	Height	Comment	Raw	AF	CL	PA
	(Hz)	(dBuV/m)	(dBuV/m)	(dB)	(dB)	(m)		(°)	(m)		(dBuV)	(dB)	(dB)	(dB)
AV	5.1496G	45.80	54.00	-8.20	4.97	3	Vertical	13	2.64	-	40.83	31.76	7.04	33.83
AV	5.2258G	91.32	Inf	-Inf	5.06	3	Vertical	13	2.64	-	86.26	31.79	7.13	33.86
AV	5.3566G	45.21	54.00	-8.79	5.25	3	Vertical	13	2.64	-	39.96	31.84	7.30	33.89
PK	5.1466G	58.77	74.00	-15.23	4.96	3	Vertical	13	2.64	-	53.81	31.76	7.03	33.83
PK	5.242G	103.02	Inf	-Inf	5.09	3	Vertical	13	2.64	-	97.93	31.80	7.15	33.86
PK	5.3602G	56.64	74.00	-17.36	5.25	3	Vertical	13	2.64	-	51.39	31.84	7.30	33.89

802.11ax HEW40_Nss2,(MCS0)_2TX

5230MHz_TX

14/02/2020

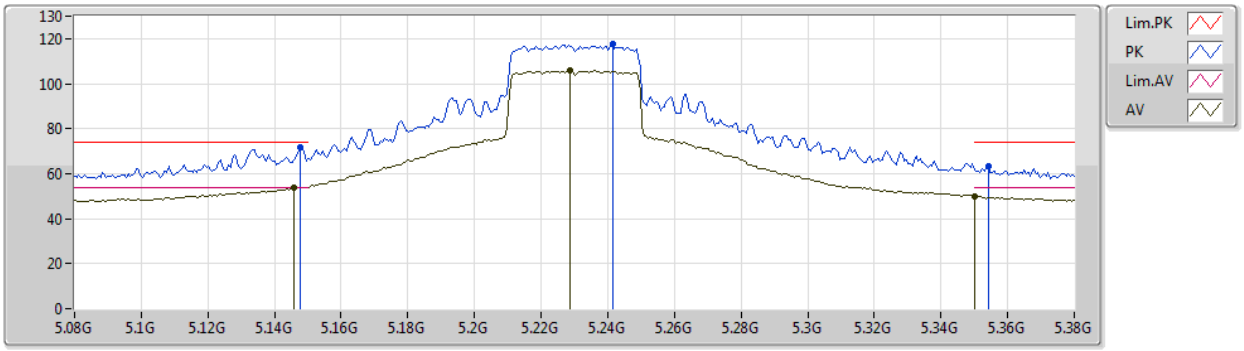

Type	Freq	Level	Limit	Margin	Factor	Dist	Condition	Azimuth	Height	Comment	Raw	AF	CL	PA
	(Hz)	(dBuV/m)	(dBuV/m)	(dB)	(dB)	(m)		(°)	(m)		(dBuV)	(dB)	(dB)	(dB)
AV	5.146G	53.96	54.00	-0.04	4.96	3	Horizontal	1	1.21	-	49.00	31.76	7.03	33.83
AV	5.2288G	105.87	Inf	-Inf	5.07	3	Horizontal	1	1.21	-	100.80	31.79	7.14	33.86
AV	5.35G	49.94	54.00	-4.06	5.25	3	Horizontal	1	1.21	-	44.69	31.84	7.29	33.88
PK	5.1478G	71.69	74.00	-2.31	4.96	3	Horizontal	1	1.21	-	66.73	31.76	7.03	33.83
PK	5.2414G	117.47	Inf	-Inf	5.09	3	Horizontal	1	1.21	-	112.38	31.80	7.15	33.86
PK	5.3542G	63.09	74.00	-10.91	5.24	3	Horizontal	1	1.21	-	57.85	31.84	7.29	33.89

802.11ax HEW40_Nss2,(MCS0)_2TX

5230MHz_TX

14/02/2020

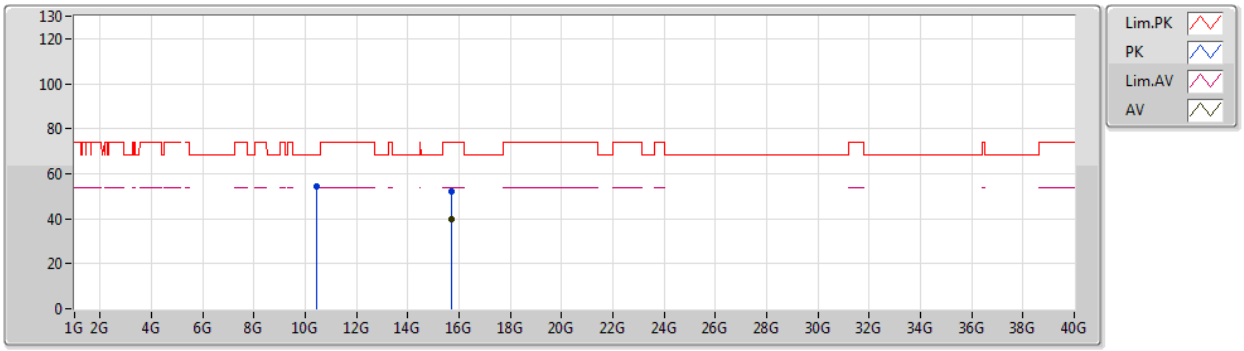

Type	Freq	Level	Limit	Margin	Factor	Dist	Condition	Azimuth	Height	Comment	Raw	AF	CL	PA
	(Hz)	(dBuV/m)	(dBuV/m)	(dB)	(dB)	(m)		(°)	(m)		(dBuV)	(dB)	(dB)	(dB)
AV	15.69498G	40.00	54.00	-14.00	-1.87	3	Vertical	330	1.80	-	41.87	38.23	13.06	53.16
PK	10.45916G	54.57	68.20	-13.63	-4.58	3	Vertical	21	1.00	-	59.15	39.50	10.35	54.43
PK	15.68772G	52.31	74.00	-21.69	-1.84	3	Vertical	330	1.80	-	54.15	38.26	13.05	53.15

802.11ax HEW40_Nss2,(MCS0)_2TX

5230MHz_TX

14/02/2020

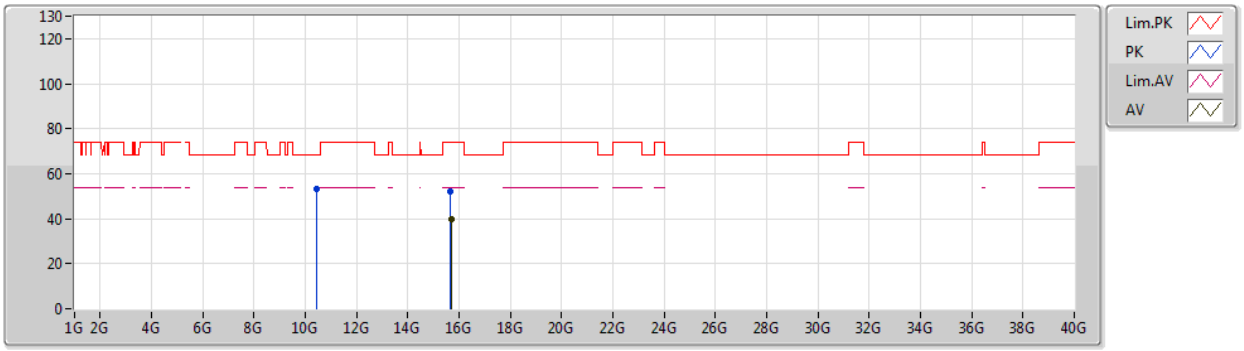

Type	Freq	Level	Limit	Margin	Factor	Dist	Condition	Azimuth	Height	Comment	Raw	AF	CL	PA
	(Hz)	(dBuV/m)	(dBuV/m)	(dB)	(dB)	(m)		(°)	(m)		(dBuV)	(dB)	(dB)	(dB)
AV	15.68568G	39.63	54.00	-14.37	-1.85	3	Horizontal	50	1.48	-	41.48	38.26	13.04	53.15
PK	10.45682G	52.97	68.20	-15.23	-4.59	3	Horizontal	258	1.00	-	57.56	39.49	10.35	54.43
PK	15.67614G	52.32	74.00	-21.68	-1.81	3	Horizontal	50	1.48	-	54.13	38.30	13.03	53.14

802.11ax HEW40_Nss2,(MCS0)_2TX

5270MHz_TX

14/02/2020

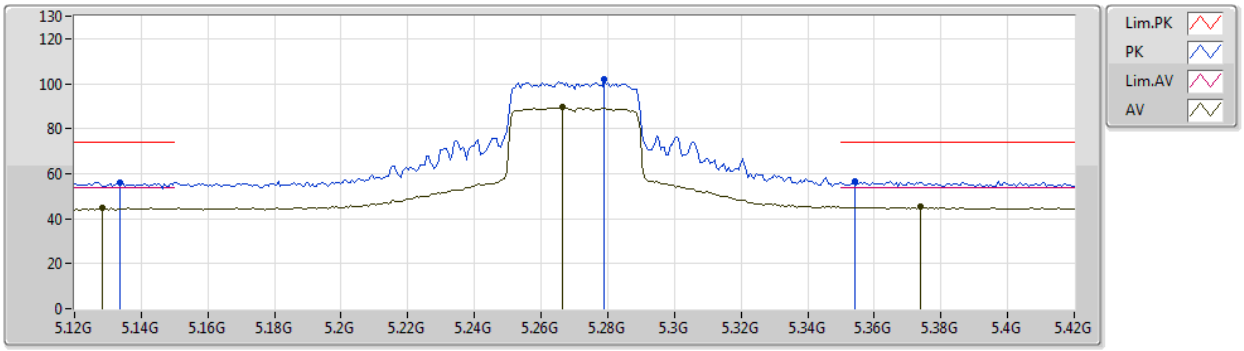

Type	Freq	Level	Limit	Margin	Factor	Dist	Condition	Azimuth	Height	Comment	Raw	AF	CL	PA
	(Hz)	(dBuV/m)	(dBuV/m)	(dB)	(dB)	(m)		(°)	(m)		(dBuV)	(dB)	(dB)	(dB)
AV	5.1284G	44.70	54.00	-9.30	4.93	3	Vertical	57	2.61	-	39.77	31.75	7.01	33.83
AV	5.2664G	89.84	Inf	-Inf	5.13	3	Vertical	57	2.61	-	84.71	31.81	7.18	33.86
AV	5.3738G	45.11	54.00	-8.89	5.28	3	Vertical	57	2.61	-	39.83	31.85	7.32	33.89
PK	5.1338G	56.11	74.00	-17.89	4.94	3	Vertical	57	2.61	-	51.17	31.75	7.02	33.83
PK	5.279G	102.20	Inf	-Inf	5.14	3	Vertical	57	2.61	-	97.06	31.81	7.20	33.87
PK	5.354G	56.80	74.00	-17.20	5.24	3	Vertical	57	2.61	-	51.56	31.84	7.29	33.89

802.11ax HEW40_Nss2,(MCS0)_2TX

5270MHz_TX

14/02/2020

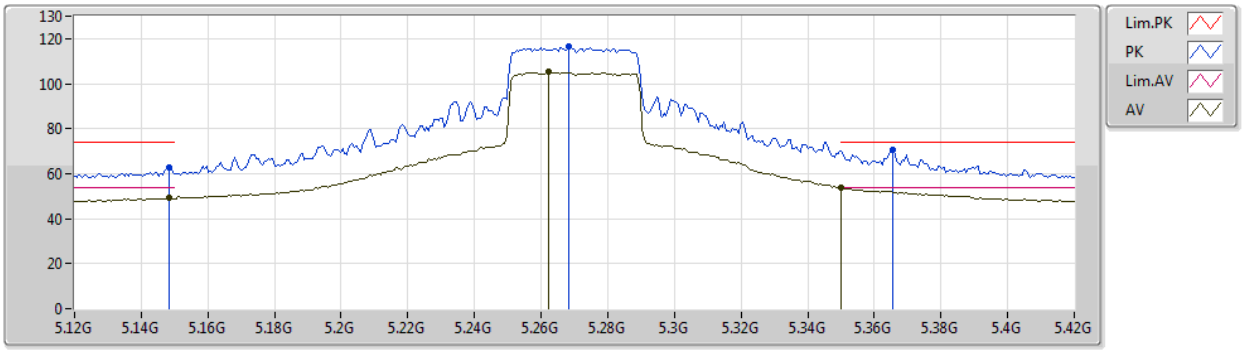

Type	Freq	Level	Limit	Margin	Factor	Dist	Condition	Azimuth	Height	Comment	Raw	AF	CL	PA
	(Hz)	(dBuV/m)	(dBuV/m)	(dB)	(dB)	(m)		(°)	(m)		(dBuV)	(dB)	(dB)	(dB)
AV	5.1482G	49.24	54.00	-4.76	4.96	3	Horizontal	0	1.03	-	44.28	31.76	7.03	33.83
AV	5.2622G	105.27	Inf	-Inf	5.12	3	Horizontal	0	1.03	-	100.15	31.80	7.18	33.86
AV	5.35G	53.57	54.00	-0.43	5.24	3	Horizontal	0	1.03	-	48.33	31.84	7.29	33.89
PK	5.1482G	62.51	74.00	-11.49	4.96	3	Horizontal	0	1.03	-	57.55	31.76	7.03	33.83
PK	5.2682G	116.52	Inf	-Inf	5.13	3	Horizontal	0	1.03	-	111.39	31.81	7.18	33.86
PK	5.3654G	70.76	74.00	-3.24	5.27	3	Horizontal	0	1.03	-	65.49	31.85	7.31	33.89

802.11ax HEW40_Nss2,(MCS0)_2TX

5270MHz_TX

14/02/2020

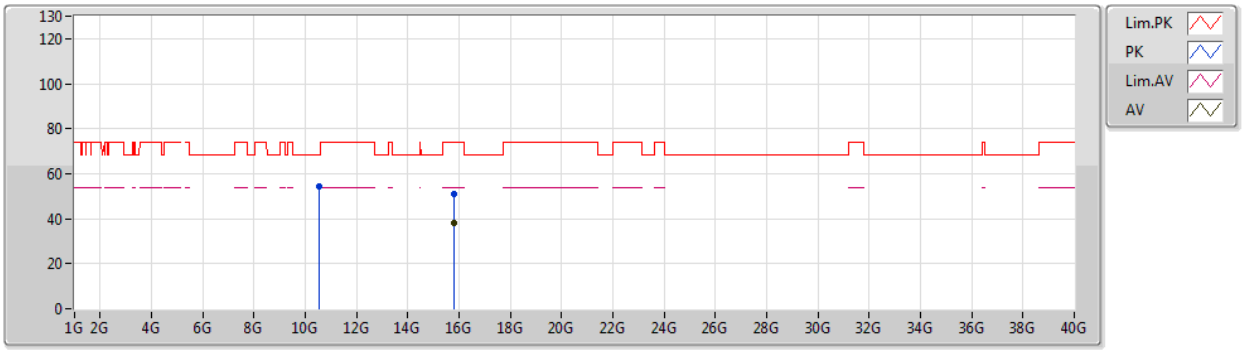

Type	Freq	Level	Limit	Margin	Factor	Dist	Condition	Azimuth	Height	Comment	Raw	AF	CL	PA
	(Hz)	(dBuV/m)	(dBuV/m)	(dB)	(dB)	(m)		(°)	(m)		(dBuV)	(dB)	(dB)	(dB)
AV	15.81558G	38.32	54.00	-15.68	-2.26	3	Vertical	42	1.48	-	40.58	37.78	13.25	53.29
PK	10.54156G	54.61	68.20	-13.59	-4.46	3	Vertical	323	1.39	-	59.07	39.60	10.36	54.42
PK	15.81372G	50.92	74.00	-23.08	-2.26	3	Vertical	42	1.48	-	53.18	37.79	13.24	53.29

802.11ax HEW40_Nss2,(MCS0)_2TX

5270MHz_TX

14/02/2020

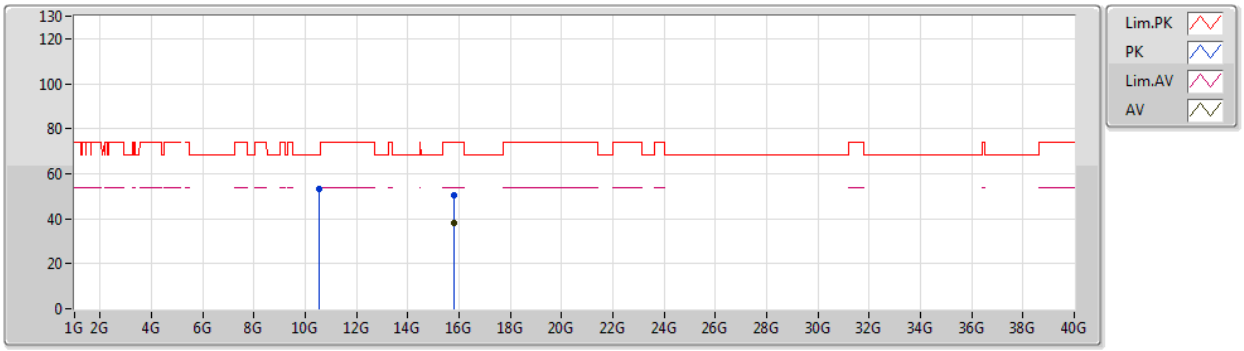

Type	Freq	Level	Limit	Margin	Factor	Dist	Condition	Azimuth	Height	Comment	Raw	AF	CL	PA
	(Hz)	(dBuV/m)	(dBuV/m)	(dB)	(dB)	(m)		(°)	(m)		(dBuV)	(dB)	(dB)	(dB)
AV	15.81864G	38.37	54.00	-15.63	-2.28	3	Horizontal	162	1.49	-	40.65	37.77	13.25	53.30
PK	10.5388G	53.18	68.20	-15.02	-4.46	3	Horizontal	30	2.39	-	57.64	39.60	10.36	54.42
PK	15.8106G	50.71	74.00	-23.29	-2.25	3	Horizontal	162	1.49	-	52.96	37.80	13.24	53.29

802.11ax HEW40_Nss2,(MCS0)_2TX

5310MHz_TX

14/02/2020

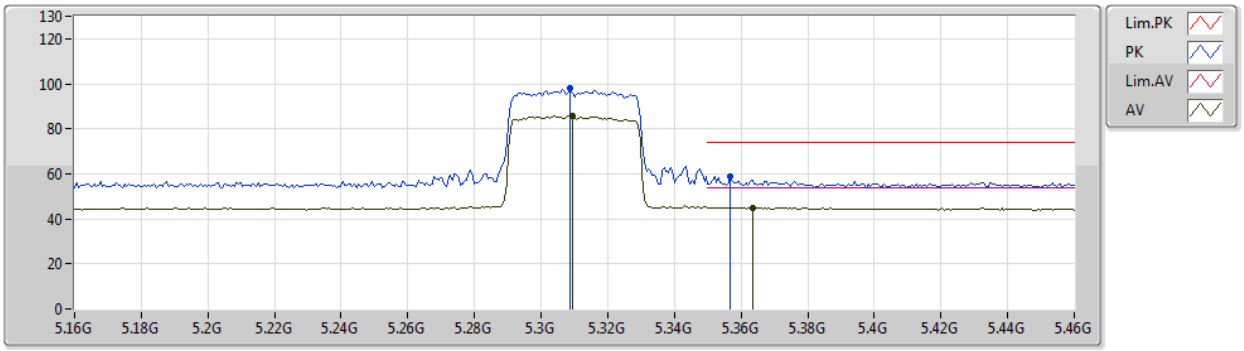

Type	Freq	Level	Limit	Margin	Factor	Dist	Condition	Azimuth	Height	Comment	Raw	AF	CL	PA
	(Hz)	(dBuV/m)	(dBuV/m)	(dB)	(dB)	(m)		(°)	(m)		(dBuV)	(dB)	(dB)	(dB)
AV	5.3094G	85.64	Inf	-Inf	5.19	3	Vertical	50	3.00	-	80.45	31.82	7.24	33.87
AV	5.3634G	45.04	54.00	-8.96	5.26	3	Vertical	50	3.00	-	39.78	31.85	7.30	33.89
PK	5.3088G	98.15	Inf	-Inf	5.19	3	Vertical	50	3.00	-	92.96	31.82	7.24	33.87
PK	5.3568G	58.77	74.00	-15.23	5.25	3	Vertical	50	3.00	-	53.52	31.84	7.30	33.89

802.11ax HEW40_Nss2,(MCS0)_2TX

5310MHz_TX

14/02/2020

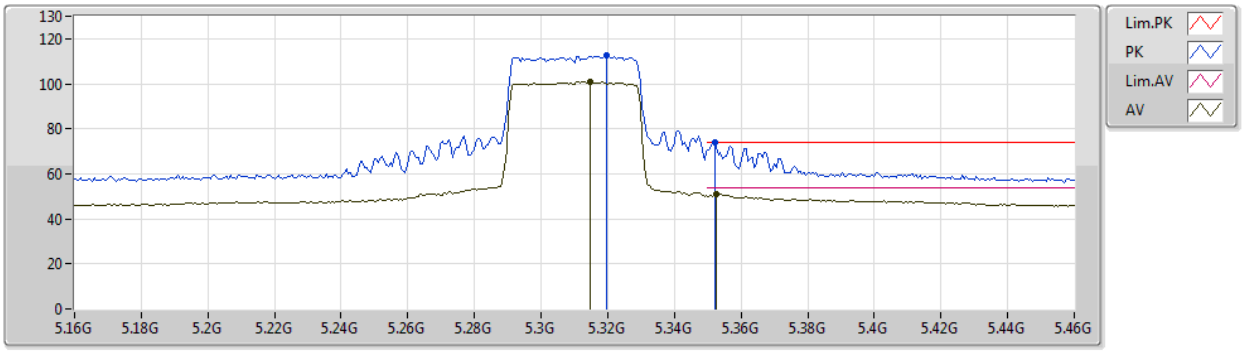

Type	Freq	Level	Limit	Margin	Factor	Dist	Condition	Azimuth	Height	Comment	Raw	AF	CL	PA
	(Hz)	(dBuV/m)	(dBuV/m)	(dB)	(dB)	(m)		(°)	(m)		(dBuV)	(dB)	(dB)	(dB)
AV	5.3148G	100.91	Inf	-Inf	5.20	3	Horizontal	10	1.49	-	95.71	31.83	7.24	33.87
AV	5.3526G	51.14	54.00	-2.86	5.24	3	Horizontal	10	1.49	-	45.90	31.84	7.29	33.89
PK	5.3196G	112.88	Inf	-Inf	5.20	3	Horizontal	10	1.49	-	107.68	31.83	7.25	33.88
PK	5.352G	73.75	74.00	-0.25	5.24	3	Horizontal	10	1.49	-	68.51	31.84	7.29	33.89

802.11ax HEW40_Nss2,(MCS0)_2TX

5310MHz_TX

14/02/2020

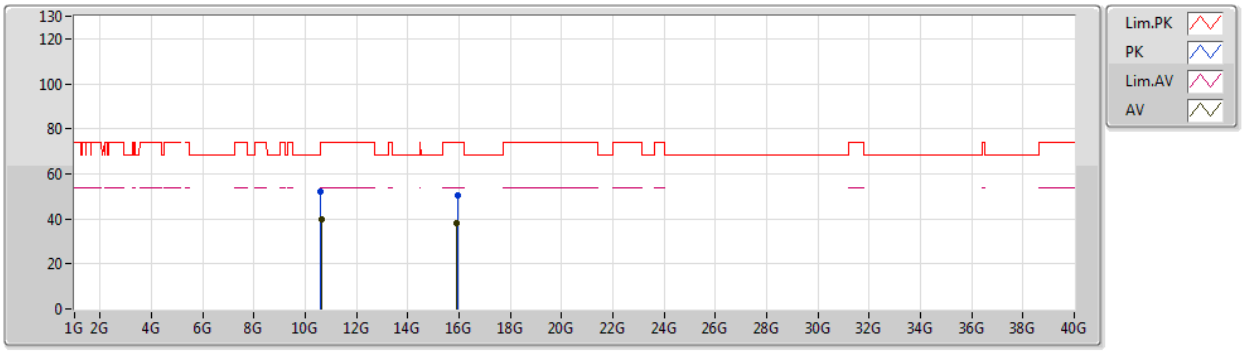

Type	Freq	Level	Limit	Margin	Factor	Dist	Condition	Azimuth	Height	Comment	Raw	AF	CL	PA
	(Hz)	(dBuV/m)	(dBuV/m)	(dB)	(dB)	(m)		(°)	(m)		(dBuV)	(dB)	(dB)	(dB)
AV	10.6191G	39.55	54.00	-14.45	-4.36	3	Vertical	50	1.49	-	43.91	39.70	10.37	54.43
AV	15.92226G	38.02	54.00	-15.98	-2.61	3	Vertical	227	1.48	-	40.63	37.39	13.41	53.41
PK	10.61382G	52.25	74.00	-21.75	-4.36	3	Vertical	50	1.49	-	56.61	39.70	10.37	54.43
PK	15.94344G	50.61	74.00	-23.39	-2.68	3	Vertical	227	1.48	-	53.29	37.31	13.45	53.44

802.11ax HEW40_Nss2,(MCS0)_2TX

5310MHz_TX

14/02/2020

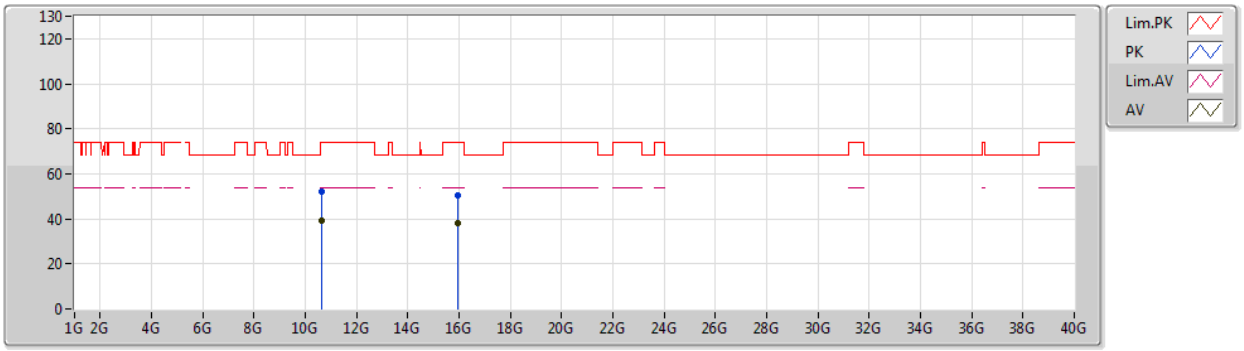

Type	Freq	Level	Limit	Margin	Factor	Dist	Condition	Azimuth	Height	Comment	Raw	AF	CL	PA
	(Hz)	(dBuV/m)	(dBuV/m)	(dB)	(dB)	(m)		(°)	(m)		(dBuV)	(dB)	(dB)	(dB)
AV	10.62138G	39.02	54.00	-14.98	-4.35	3	Horizontal	264	1.08	-	43.37	39.71	10.37	54.43
AV	15.93804G	37.91	54.00	-16.09	-2.66	3	Horizontal	76	1.49	-	40.57	37.33	13.44	53.43
PK	10.61946G	51.98	74.00	-22.02	-4.35	3	Horizontal	264	1.08	-	56.33	39.71	10.37	54.43
PK	15.93174G	50.28	74.00	-23.72	-2.64	3	Horizontal	76	1.49	-	52.92	37.35	13.43	53.42

802.11ax HEW40_Nss2,(MCS0)_2TX

5510MHz_TX

14/02/2020

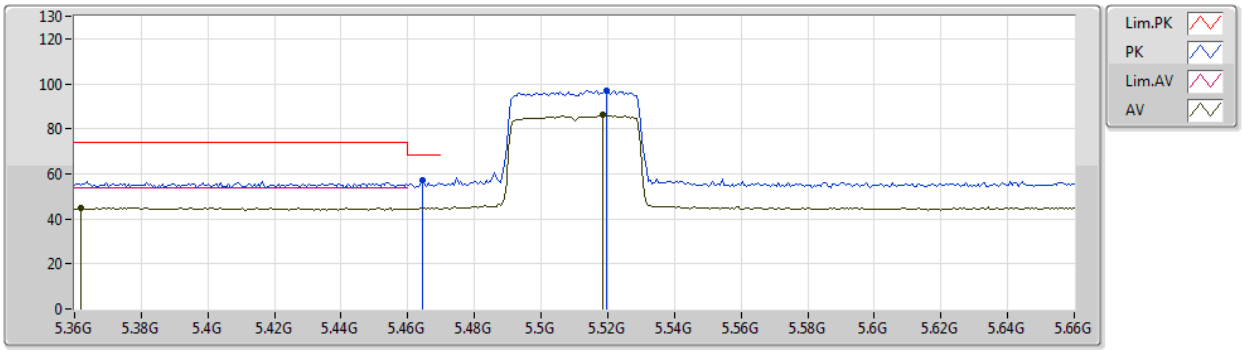

Type	Freq	Level	Limit	Margin	Factor	Dist	Condition	Azimuth	Height	Comment	Raw	AF	CL	PA
	(Hz)	(dBuV/m)	(dBuV/m)	(dB)	(dB)	(m)		(°)	(m)		(dBuV)	(dB)	(dB)	(dB)
AV	5.3618G	45.05	54.00	-8.95	5.25	3	Vertical	16	2.75	-	39.80	31.84	7.30	33.89
AV	5.5184G	86.34	Inf	-Inf	5.50	3	Vertical	16	2.75	-	80.84	31.93	7.49	33.92
PK	5.4644G	56.99	68.20	-11.21	5.41	3	Vertical	16	2.75	-	51.58	31.89	7.43	33.91
PK	5.5196G	96.90	Inf	-Inf	5.50	3	Vertical	16	2.75	-	91.40	31.93	7.49	33.92

802.11ax HEW40_Nss2,(MCS0)_2TX

5510MHz_TX

14/02/2020

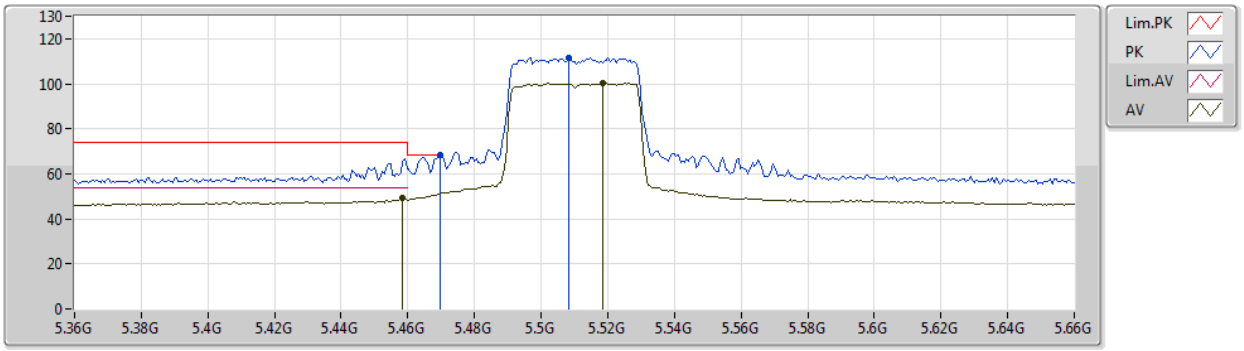

Type	Freq	Level	Limit	Margin	Factor	Dist	Condition	Azimuth	Height	Comment	Raw	AF	CL	PA
	(Hz)	(dBuV/m)	(dBuV/m)	(dB)	(dB)	(m)		(°)	(m)		(dBuV)	(dB)	(dB)	(dB)
AV	5.4584G	49.19	54.00	-4.81	5.39	3	Horizontal	351	1.00	-	43.80	31.88	7.42	33.91
AV	5.5184G	100.47	Inf	-Inf	5.50	3	Horizontal	351	1.00	-	94.97	31.93	7.49	33.92
PK	5.4698G	68.14	68.20	-0.06	5.42	3	Horizontal	351	1.00	-	62.72	31.89	7.44	33.91
PK	5.5082G	111.74	Inf	-Inf	5.47	3	Horizontal	351	1.00	-	106.27	31.91	7.48	33.92

802.11ax HEW40_Nss2,(MCS0)_2TX

5510MHz_TX

14/02/2020

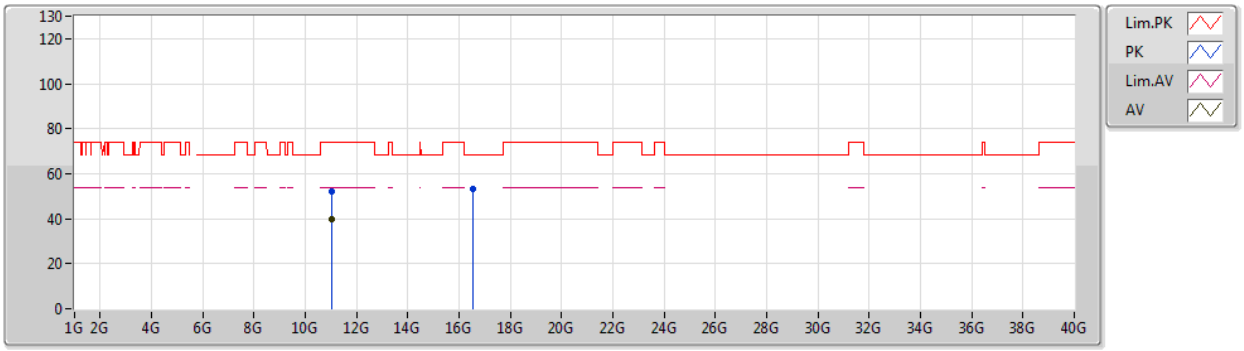

Type	Freq	Level	Limit	Margin	Factor	Dist	Condition	Azimuth	Height	Comment	Raw	AF	CL	PA
	(Hz)	(dBuV/m)	(dBuV/m)	(dB)	(dB)	(m)		(°)	(m)		(dBuV)	(dB)	(dB)	(dB)
AV	11.01652G	39.56	54.00	-14.44	-3.87	3	Vertical	347	2.45	-	43.43	40.18	10.45	54.50
PK	11.01346G	51.85	74.00	-22.15	-3.87	3	Vertical	347	2.45	-	55.72	40.18	10.45	54.50
PK	16.5171G	53.33	68.20	-14.87	0.06	3	Vertical	321	1.50	-	53.27	38.60	13.70	52.24

802.11ax HEW40_Nss2,(MCS0)_2TX

5510MHz_TX

14/02/2020

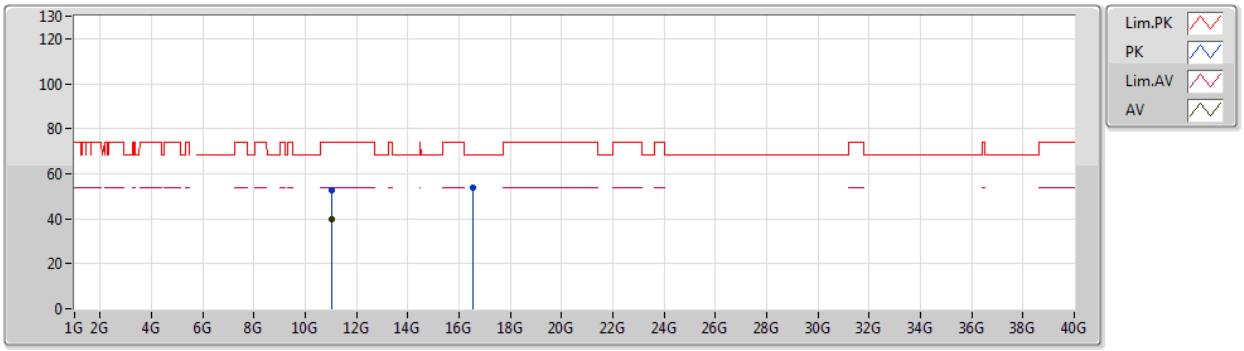

Type	Freq	Level	Limit	Margin	Factor	Dist	Condition	Azimuth	Height	Comment	Raw	AF	CL	PA
	(Hz)	(dBuV/m)	(dBuV/m)	(dB)	(dB)	(m)		(°)	(m)		(dBuV)	(dB)	(dB)	(dB)
AV	11.0212G	39.90	54.00	-14.10	-3.88	3	Horizontal	332	1.39	-	43.78	40.17	10.45	54.50
PK	11.017G	52.53	74.00	-21.47	-3.87	3	Horizontal	332	1.39	-	56.40	40.18	10.45	54.50
PK	16.52388G	53.57	68.20	-14.63	0.08	3	Horizontal	165	2.14	-	53.49	38.62	13.70	52.24

802.11ax HEW40_Nss2,(MCS0)_2TX

5550MHz_TX

14/02/2020

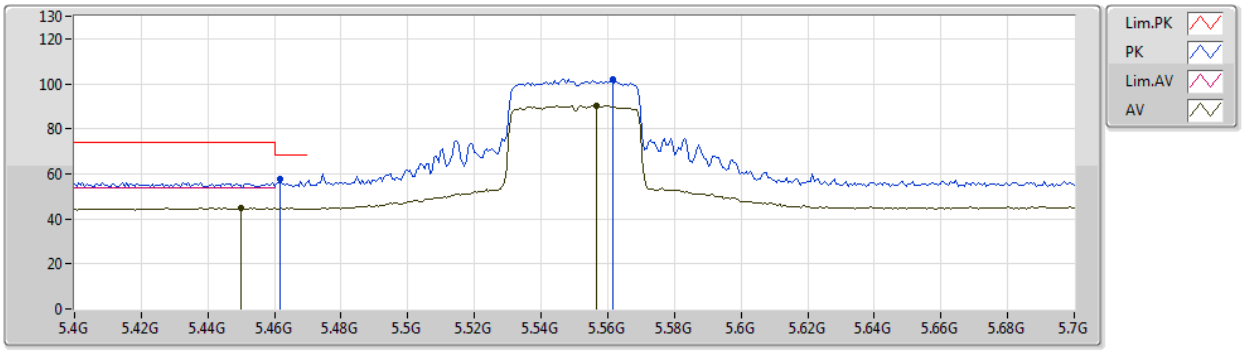

Type	Freq	Level	Limit	Margin	Factor	Dist	Condition	Azimuth	Height	Comment	Raw	AF	CL	PA
	(Hz)	(dBuV/m)	(dBuV/m)	(dB)	(dB)	(m)		(°)	(m)		(dBuV)	(dB)	(dB)	(dB)
AV	5.4498G	45.00	54.00	-9.00	5.38	3	Vertical	14	2.87	-	39.62	31.88	7.41	33.91
AV	5.5566G	90.13	Inf	-Inf	5.56	3	Vertical	14	2.87	-	84.57	31.98	7.51	33.93
PK	5.4618G	57.58	68.20	-10.62	5.40	3	Vertical	14	2.87	-	52.18	31.88	7.43	33.91
PK	5.5614G	102.15	Inf	-Inf	5.58	3	Vertical	14	2.87	-	96.57	31.99	7.52	33.93

802.11ax HEW40_Nss2,(MCS0)_2TX

5550MHz_TX

14/02/2020

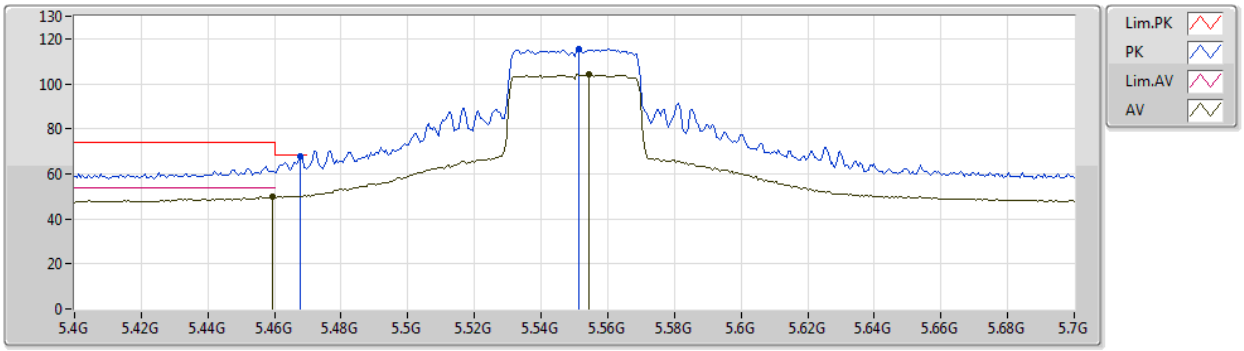

Type	Freq	Level	Limit	Margin	Factor	Dist	Condition	Azimuth	Height	Comment	Raw	AF	CL	PA
	(Hz)	(dBuV/m)	(dBuV/m)	(dB)	(dB)	(m)		(°)	(m)		(dBuV)	(dB)	(dB)	(dB)
AV	5.4594G	49.75	54.00	-4.25	5.40	3	Horizontal	0	1.48	-	44.35	31.88	7.43	33.91
AV	5.5542G	104.29	Inf	-Inf	5.56	3	Horizontal	0	1.48	-	98.73	31.98	7.51	33.93
PK	5.4678G	68.08	68.20	-0.12	5.42	3	Horizontal	0	1.48	-	62.66	31.89	7.44	33.91
PK	5.5512G	115.49	Inf	-Inf	5.55	3	Horizontal	0	1.48	-	109.94	31.97	7.51	33.93

802.11ax HEW40_Nss2,(MCS0)_2TX

5550MHz_TX

14/02/2020

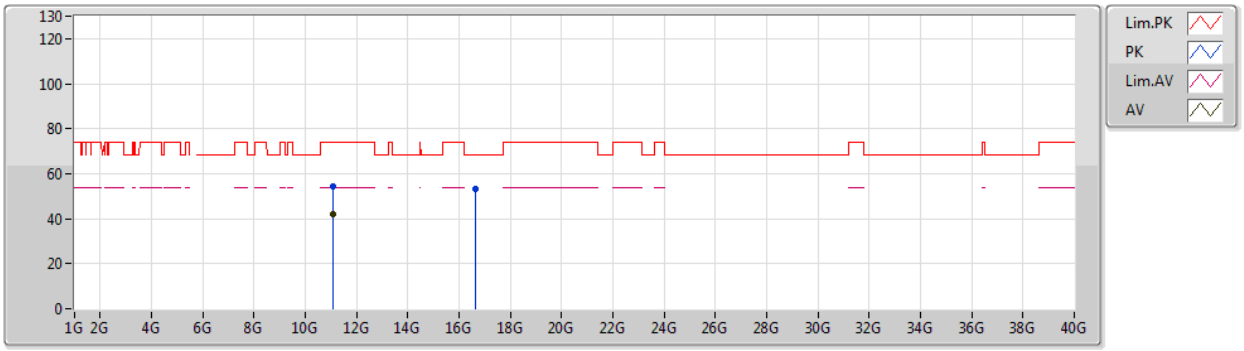

Type	Freq	Level	Limit	Margin	Factor	Dist	Condition	Azimuth	Height	Comment	Raw	AF	CL	PA
	(Hz)	(dBuV/m)	(dBuV/m)	(dB)	(dB)	(m)		(°)	(m)		(dBuV)	(dB)	(dB)	(dB)
AV	11.10492G	41.88	54.00	-12.12	-3.89	3	Vertical	359	2.56	-	45.77	40.07	10.49	54.45
PK	11.10144G	54.12	74.00	-19.88	-3.88	3	Vertical	359	2.56	-	58.00	40.08	10.49	54.45
PK	16.65474G	53.47	68.20	-14.73	0.41	3	Vertical	301	1.49	-	53.06	39.00	13.74	52.33

802.11ax HEW40_Nss2,(MCS0)_2TX

5550MHz_TX

14/02/2020

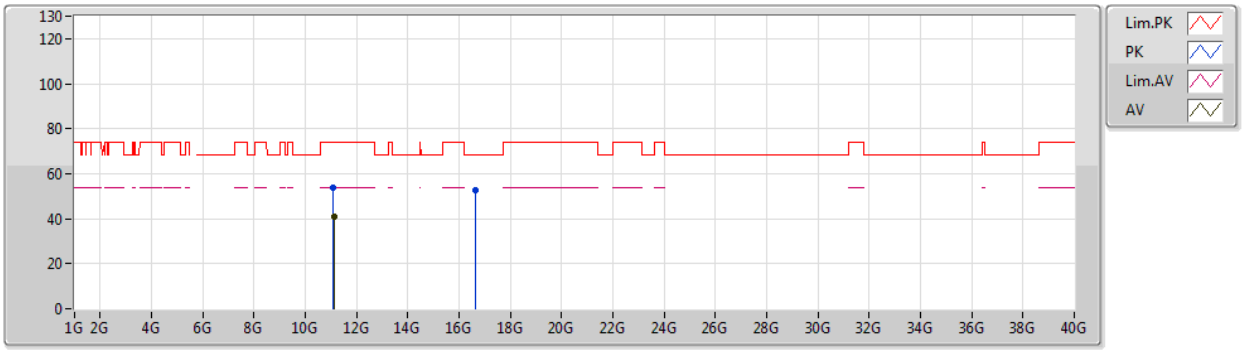

Type	Freq	Level	Limit	Margin	Factor	Dist	Condition	Azimuth	Height	Comment	Raw	AF	CL	PA
	(Hz)	(dBuV/m)	(dBuV/m)	(dB)	(dB)	(m)		(°)	(m)		(dBuV)	(dB)	(dB)	(dB)
AV	11.10738G	40.96	54.00	-13.04	-3.88	3	Horizontal	332	1.56	-	44.84	40.07	10.50	54.45
PK	11.0916G	53.90	74.00	-20.10	-3.88	3	Horizontal	332	1.56	-	57.78	40.09	10.49	54.46
PK	16.65816G	52.79	68.20	-15.41	0.42	3	Horizontal	308	2.21	-	52.37	39.01	13.74	52.33

802.11ax HEW40_Nss2,(MCS0)_2TX

5670MHz_TX

14/02/2020

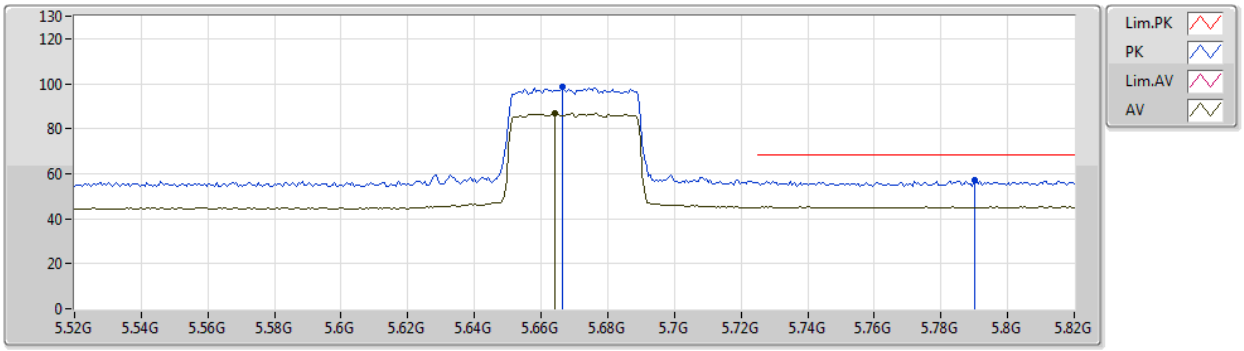

Type	Freq	Level	Limit	Margin	Factor	Dist	Condition	Azimuth	Height	Comment	Raw	AF	CL	PA
	(Hz)	(dBuV/m)	(dBuV/m)	(dB)	(dB)	(m)		(°)	(m)		(dBuV)	(dB)	(dB)	(dB)
AV	5.664G	86.63	Inf	-Inf	5.76	3	Vertical	23	2.94	-	80.87	32.13	7.58	33.95
PK	5.6664G	98.64	Inf	-Inf	5.76	3	Vertical	23	2.94	-	92.88	32.13	7.58	33.95
PK	5.79G	57.08	68.20	-11.12	6.00	3	Vertical	23	2.94	-	51.08	32.31	7.66	33.97

802.11ax HEW40_Nss2,(MCS0)_2TX

5670MHz_TX

14/02/2020

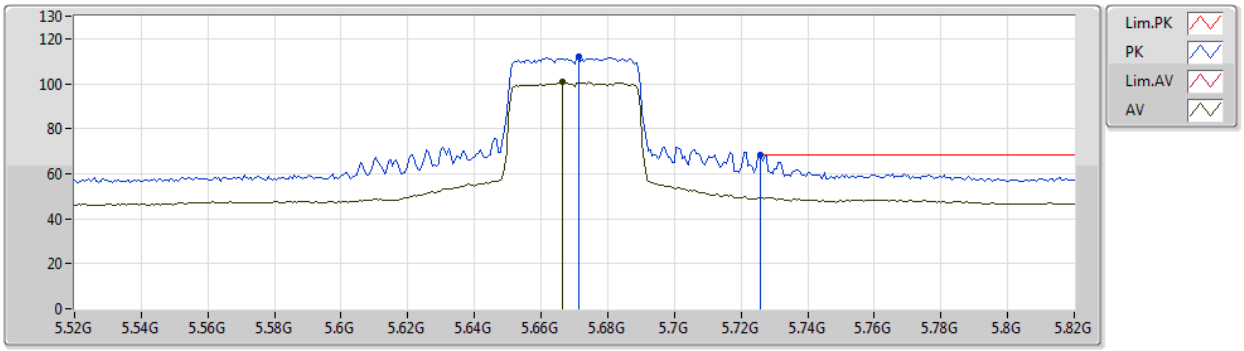

Type	Freq	Level	Limit	Margin	Factor	Dist	Condition	Azimuth	Height	Comment	Raw	AF	CL	PA
	(Hz)	(dBuV/m)	(dBuV/m)	(dB)	(dB)	(m)		(°)	(m)		(dBuV)	(dB)	(dB)	(dB)
AV	5.6664G	100.73	Inf	-Inf	5.76	3	Horizontal	351	1.50	-	94.97	32.13	7.58	33.95
PK	5.6712G	112.11	Inf	-Inf	5.78	3	Horizontal	351	1.50	-	106.33	32.14	7.59	33.95
PK	5.7258G	68.11	68.20	-0.09	5.88	3	Horizontal	351	1.50	-	62.23	32.22	7.62	33.96

802.11ax HEW40_Nss2,(MCS0)_2TX

5670MHz_TX

14/02/2020

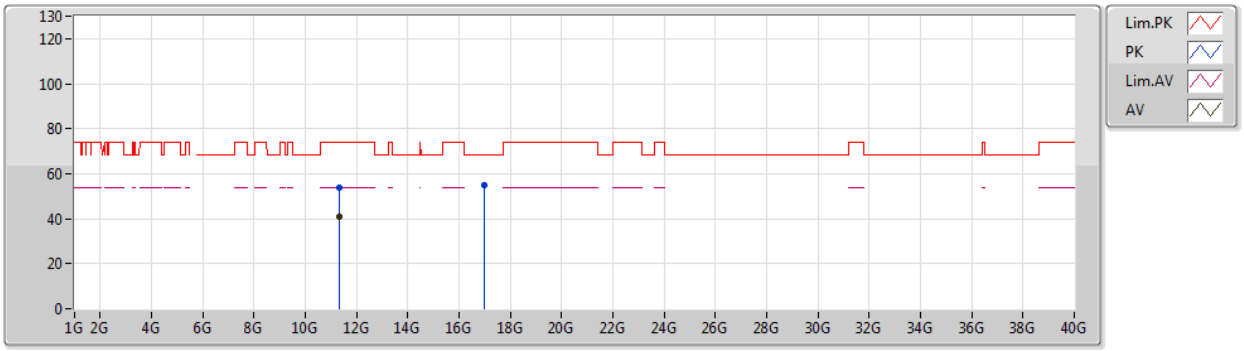

Type	Freq	Level	Limit	Margin	Factor	Dist	Condition	Azimuth	Height	Comment	Raw	AF	CL	PA
	(Hz)	(dBuV/m)	(dBuV/m)	(dB)	(dB)	(m)		(°)	(m)		(dBuV)	(dB)	(dB)	(dB)
AV	11.34138G	40.83	54.00	-13.17	-3.91	3	Vertical	357	1.30	-	44.74	39.79	10.61	54.31
PK	11.33664G	53.53	74.00	-20.47	-3.90	3	Vertical	357	1.30	-	57.43	39.80	10.61	54.31
PK	17.00142G	55.10	68.20	-13.10	1.32	3	Vertical	297	2.22	-	53.78	40.01	13.85	52.54

802.11ax HEW40_Nss2,(MCS0)_2TX

5670MHz_TX

14/02/2020

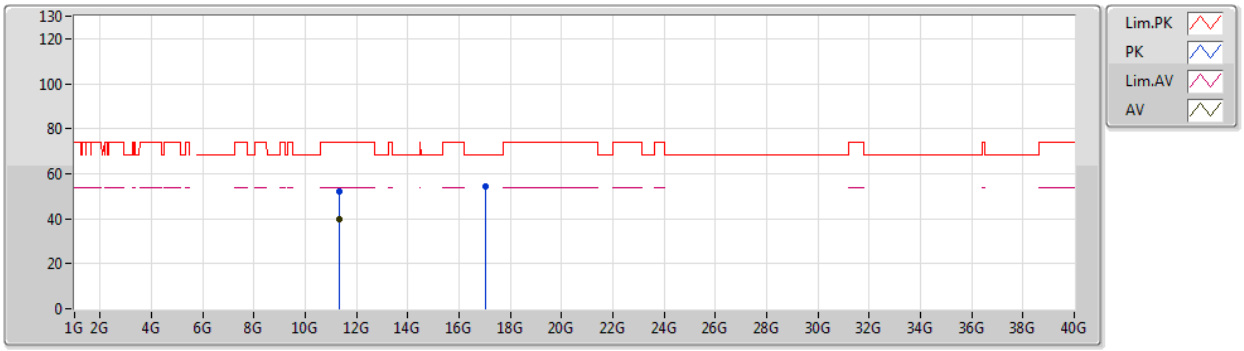

Type	Freq	Level	Limit	Margin	Factor	Dist	Condition	Azimuth	Height	Comment	Raw	AF	CL	PA
	(Hz)	(dBuV/m)	(dBuV/m)	(dB)	(dB)	(m)		(°)	(m)		(dBuV)	(dB)	(dB)	(dB)
AV	11.3412G	39.95	54.00	-14.05	-3.91	3	Horizontal	298	1.48	-	43.86	39.79	10.61	54.31
PK	11.33808G	52.03	74.00	-21.97	-3.91	3	Horizontal	298	1.48	-	55.94	39.79	10.61	54.31
PK	17.02446G	54.49	68.20	-13.71	1.45	3	Horizontal	12	1.11	-	53.04	40.16	13.85	52.56

802.11ax HEW40_Nss2,(MCS0)_2TX

5710MHz Straddle 5.47-5.725GHz_TX

14/02/2020

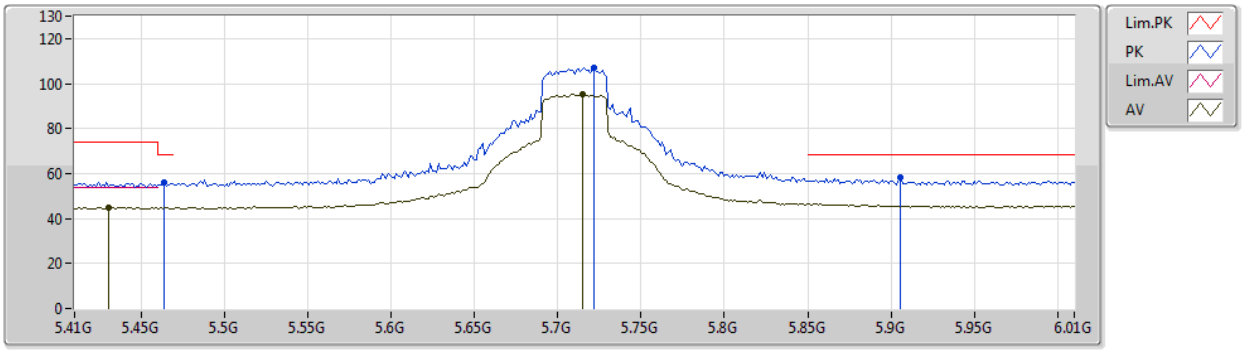

Type	Freq	Level	Limit	Margin	Factor	Dist	Condition	Azimuth	Height	Comment	Raw	AF	CL	PA
	(Hz)	(dBuV/m)	(dBuV/m)	(dB)	(dB)	(m)		(°)	(m)		(dBuV)	(dB)	(dB)	(dB)
AV	5.4304G	44.79	54.00	-9.21	5.35	3	Vertical	26	3.00	-	39.44	31.87	7.39	33.91
AV	5.7148G	95.33	Inf	-Inf	5.86	3	Vertical	26	3.00	-	89.47	32.20	7.61	33.95
PK	5.464G	56.28	68.20	-11.92	5.41	3	Vertical	26	3.00	-	50.87	31.89	7.43	33.91
PK	5.722G	106.91	Inf	-Inf	5.88	3	Vertical	26	3.00	-	101.03	32.21	7.62	33.95
PK	5.9056G	58.14	68.20	-10.06	6.23	3	Vertical	26	3.00	-	51.91	32.47	7.74	33.98

802.11ax HEW40_Nss2,(MCS0)_2TX

5710MHz Straddle 5.47-5.725GHz_TX

14/02/2020

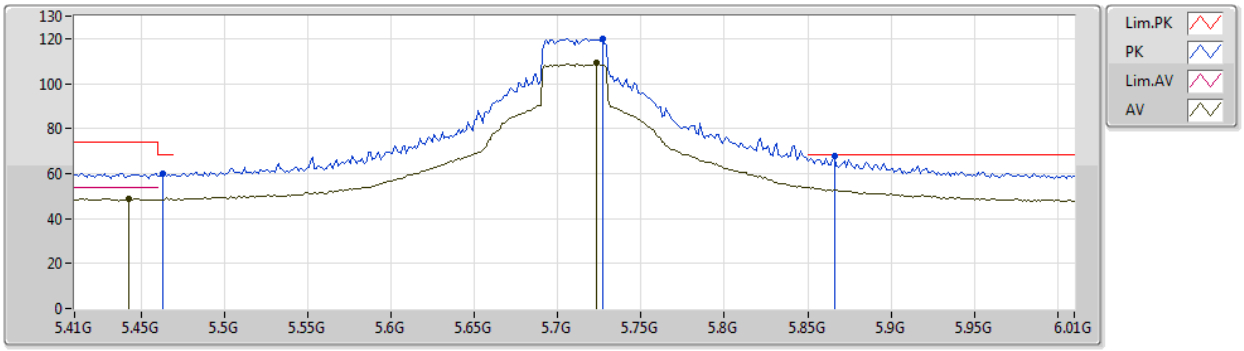

Type	Freq	Level	Limit	Margin	Factor	Dist	Condition	Azimuth	Height	Comment	Raw	AF	CL	PA
	(Hz)	(dBuV/m)	(dBuV/m)	(dB)	(dB)	(m)		(°)	(m)		(dBuV)	(dB)	(dB)	(dB)
AV	5.4424G	48.86	54.00	-5.14	5.37	3	Horizontal	360	1.49	-	43.49	31.88	7.40	33.91
AV	5.7232G	109.23	Inf	-Inf	5.88	3	Horizontal	360	1.49	-	103.35	32.21	7.62	33.95
PK	5.4628G	59.70	68.20	-8.50	5.41	3	Horizontal	360	1.49	-	54.29	31.89	7.43	33.91
PK	5.7268G	119.88	Inf	-Inf	5.88	3	Horizontal	360	1.49	-	114.00	32.22	7.62	33.96
PK	5.866G	67.76	68.20	-0.44	6.14	3	Horizontal	360	1.49	-	61.62	32.41	7.71	33.98

802.11ax HEW40_Nss2,(MCS0)_2TX

5710MHz Straddle 5.47-5.725GHz_TX

14/02/2020

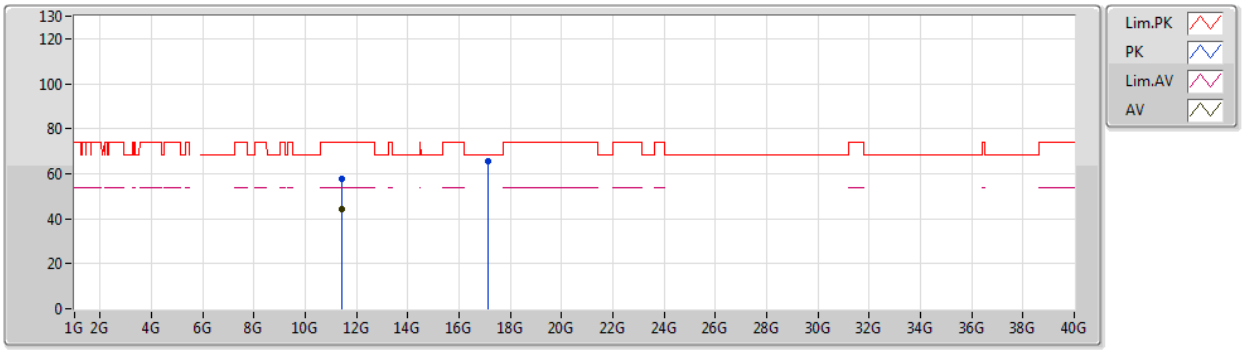

Type	Freq	Level	Limit	Margin	Factor	Dist	Condition	Azimuth	Height	Comment	Raw	AF	CL	PA
	(Hz)	(dBuV/m)	(dBuV/m)	(dB)	(dB)	(m)		(°)	(m)		(dBuV)	(dB)	(dB)	(dB)
AV	11.41622G	44.07	54.00	-9.93	-3.92	3	Vertical	13	1.48	-	47.99	39.70	10.65	54.27
PK	11.4074G	57.53	74.00	-16.47	-3.92	3	Vertical	13	1.48	-	61.45	39.71	10.64	54.27
PK	17.13948G	65.50	68.20	-2.70	2.17	3	Vertical	33	1.48	-	63.33	40.92	13.88	52.63

802.11ax HEW40_Nss2,(MCS0)_2TX

5710MHz Straddle 5.47-5.725GHz_TX

14/02/2020

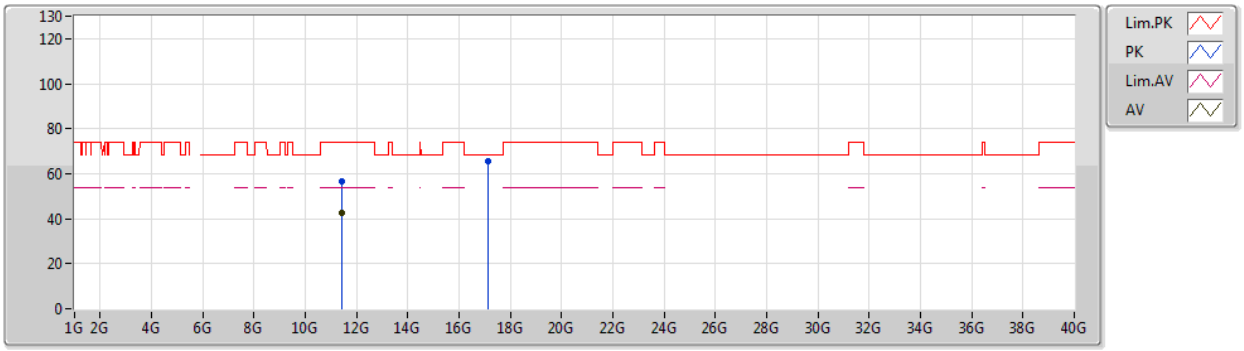

Type	Freq	Level	Limit	Margin	Factor	Dist	Condition	Azimuth	Height	Comment	Raw	AF	CL	PA
	(Hz)	(dBuV/m)	(dBuV/m)	(dB)	(dB)	(m)		(°)	(m)		(dBuV)	(dB)	(dB)	(dB)
AV	11.41646G	42.71	54.00	-11.29	-3.92	3	Horizontal	300	1.48	-	46.63	39.70	10.65	54.27
PK	11.4326G	56.47	74.00	-17.53	-3.93	3	Horizontal	300	1.48	-	60.40	39.68	10.65	54.26
PK	17.13948G	65.29	68.20	-2.91	2.17	3	Horizontal	58	1.62	-	63.12	40.92	13.88	52.63

802.11ax HEW40_Nss2,(MCS0)_2TX

5755MHz_TX

14/02/2020

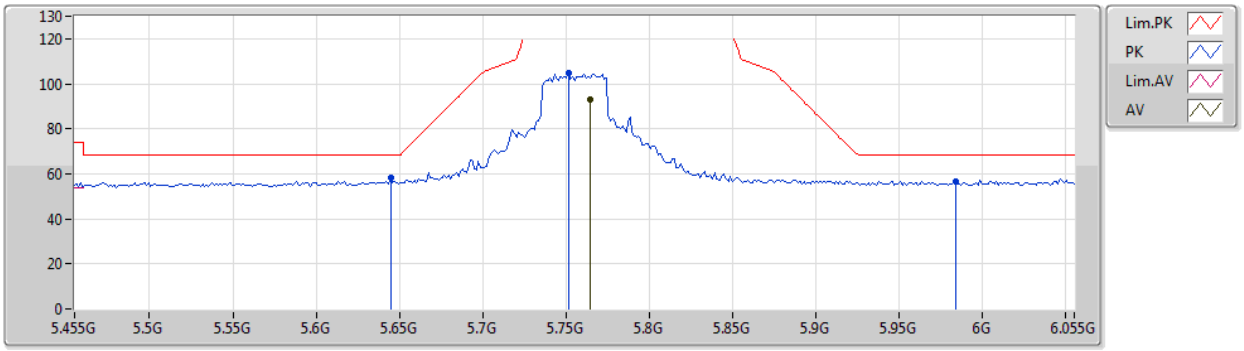

Type	Freq	Level	Limit	Margin	Factor	Dist	Condition	Azimuth	Height	Comment	Raw	AF	CL	PA
	(Hz)	(dBuV/m)	(dBuV/m)	(dB)	(dB)	(m)		(°)	(m)		(dBuV)	(dB)	(dB)	(dB)
AV	5.7646G	92.97	Inf	-Inf	5.96	3	Vertical	23	2.94	-	87.01	32.27	7.65	33.96
PK	5.6446G	58.05	68.20	-10.15	5.73	3	Vertical	23	2.94	-	52.32	32.10	7.57	33.94
PK	5.7514G	104.90	Inf	-Inf	5.93	3	Vertical	23	2.94	-	98.97	32.25	7.64	33.96
PK	5.9842G	56.61	68.20	-11.59	6.37	3	Vertical	23	2.94	-	50.24	32.58	7.79	34.00

802.11ax HEW40_Nss2,(MCS0)_2TX

5755MHz_TX

14/02/2020

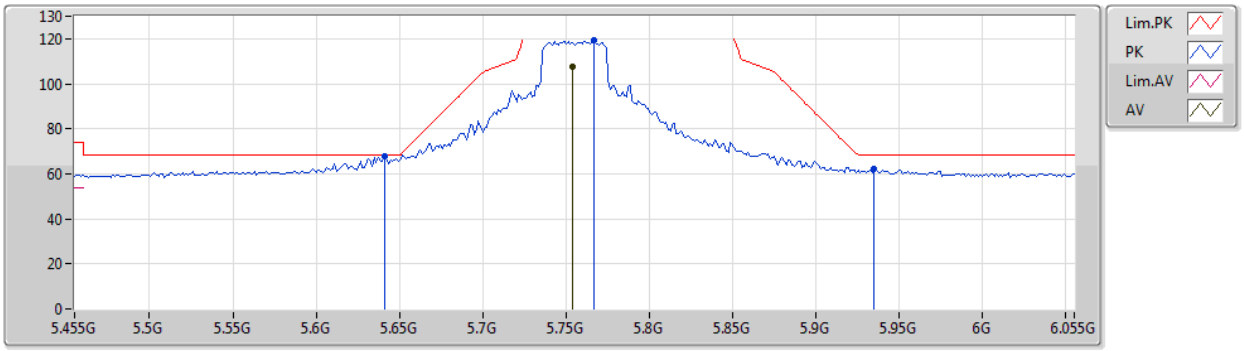

Type	Freq	Level	Limit	Margin	Factor	Dist	Condition	Azimuth	Height	Comment	Raw	AF	CL	PA
	(Hz)	(dBuV/m)	(dBuV/m)	(dB)	(dB)	(m)		(°)	(m)		(dBuV)	(dB)	(dB)	(dB)
AV	5.7538G	107.58	Inf	-Inf	5.94	3	Horizontal	0	1.98	-	101.64	32.26	7.64	33.96
PK	5.641G	67.85	68.20	-0.35	5.73	3	Horizontal	0	1.98	-	62.12	32.10	7.57	33.94
PK	5.767G	119.22	Inf	-Inf	5.96	3	Horizontal	0	1.98	-	113.26	32.27	7.65	33.96
PK	5.935G	62.07	68.20	-6.13	6.28	3	Horizontal	0	1.98	-	55.79	32.51	7.76	33.99

802.11ax HEW40_Nss2,(MCS0)_2TX

5755MHz_TX

14/02/2020

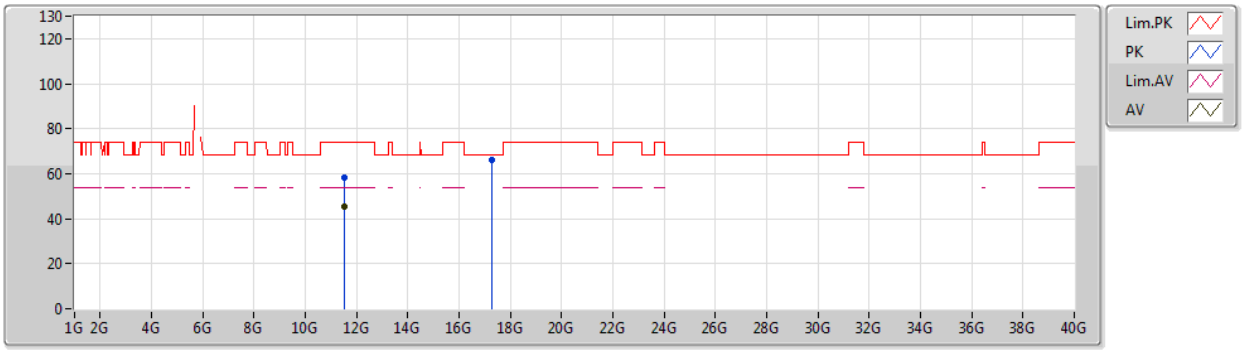

Type	Freq	Level	Limit	Margin	Factor	Dist	Condition	Azimuth	Height	Comment	Raw	AF	CL	PA
	(Hz)	(dBuV/m)	(dBuV/m)	(dB)	(dB)	(m)		(°)	(m)		(dBuV)	(dB)	(dB)	(dB)
AV	11.51462G	45.35	54.00	-8.65	-3.93	3	Vertical	16	2.65	-	49.28	39.58	10.69	54.20
PK	11.5112G	58.47	74.00	-15.53	-3.93	3	Vertical	16	2.65	-	62.40	39.59	10.69	54.21
PK	17.27142G	66.32	68.20	-1.88	3.00	3	Vertical	44	2.80	-	63.32	41.79	13.92	52.71

802.11ax HEW40_Nss2,(MCS0)_2TX

5755MHz_TX

14/02/2020

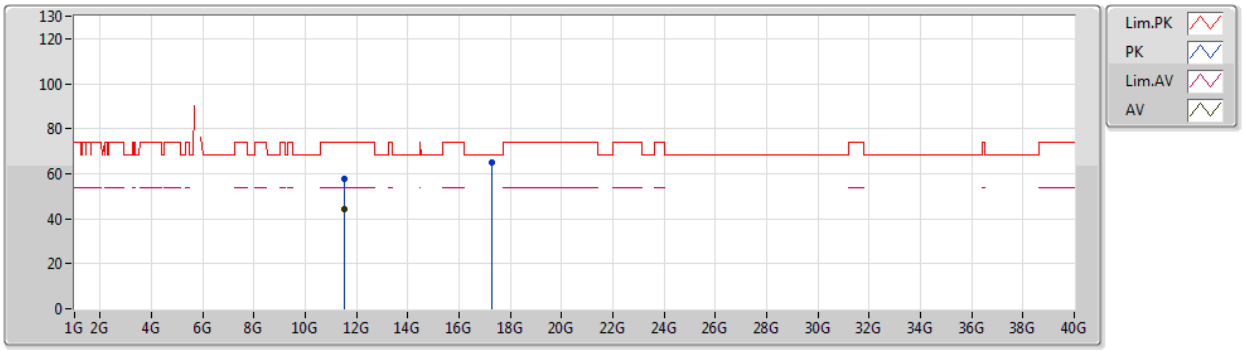

Type	Freq	Level	Limit	Margin	Factor	Dist	Condition	Azimuth	Height	Comment	Raw	AF	CL	PA
	(Hz)	(dBuV/m)	(dBuV/m)	(dB)	(dB)	(m)		(°)	(m)		(dBuV)	(dB)	(dB)	(dB)
AV	11.51948G	44.44	54.00	-9.56	-3.92	3	Horizontal	34	1.20	-	48.36	39.58	10.70	54.20
PK	11.50646G	57.72	74.00	-16.28	-3.93	3	Horizontal	34	1.20	-	61.65	39.59	10.69	54.21
PK	17.27436G	65.06	68.20	-3.14	3.01	3	Horizontal	308	1.49	-	62.05	41.81	13.92	52.72

802.11ax HEW40_Nss2,(MCS0)_2TX

5795MHz_TX

14/02/2020

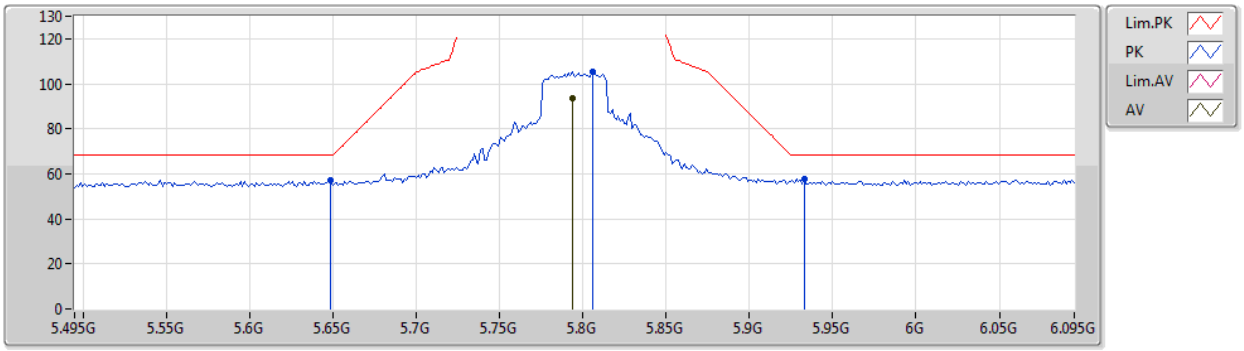

Type	Freq	Level	Limit	Margin	Factor	Dist	Condition	Azimuth	Height	Comment	Raw	AF	CL	PA
	(Hz)	(dBuV/m)	(dBuV/m)	(dB)	(dB)	(m)		(°)	(m)		(dBuV)	(dB)	(dB)	(dB)
AV	5.7938G	93.67	Inf	-Inf	6.01	3	Vertical	24	2.90	-	87.66	32.31	7.67	33.97
PK	5.6486G	57.04	68.20	-11.16	5.74	3	Vertical	24	2.90	-	51.30	32.11	7.57	33.94
PK	5.8058G	105.41	Inf	-Inf	6.03	3	Vertical	24	2.90	-	99.38	32.33	7.67	33.97
PK	5.933G	57.98	68.20	-10.22	6.27	3	Vertical	24	2.90	-	51.71	32.51	7.75	33.99

802.11ax HEW40_Nss2,(MCS0)_2TX

5795MHz_TX

14/02/2020

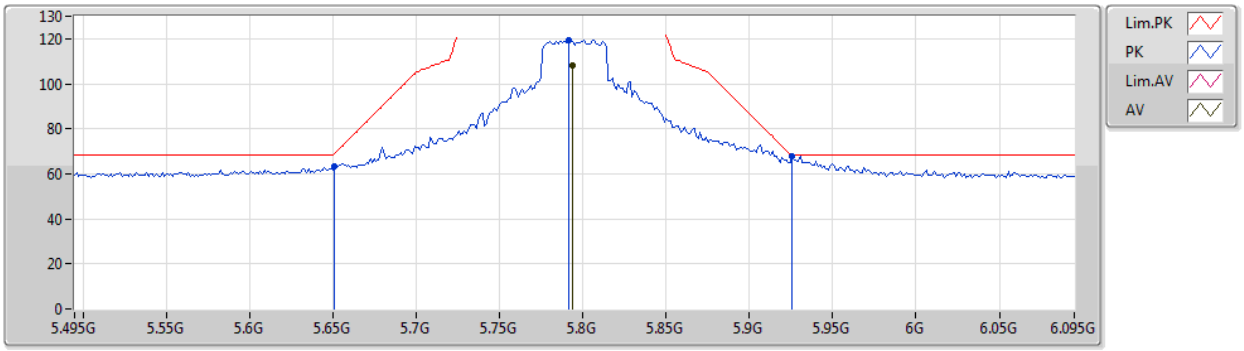

Type	Freq	Level	Limit	Margin	Factor	Dist	Condition	Azimuth	Height	Comment	Raw	AF	CL	PA
	(Hz)	(dBuV/m)	(dBuV/m)	(dB)	(dB)	(m)		(°)	(m)		(dBuV)	(dB)	(dB)	(dB)
AV	5.7938G	108.15	Inf	-Inf	6.01	3	Horizontal	0	2.06	-	102.14	32.31	7.67	33.97
PK	5.651G	63.57	68.94	-5.37	5.73	3	Horizontal	0	2.06	-	57.84	32.11	7.57	33.95
PK	5.7914G	119.52	Inf	-Inf	6.00	3	Horizontal	0	2.06	-	113.52	32.31	7.66	33.97
PK	5.9258G	67.92	68.20	-0.28	6.26	3	Horizontal	0	2.06	-	61.66	32.50	7.75	33.99

802.11ax HEW40_Nss2,(MCS0)_2TX

5795MHz_TX

14/02/2020

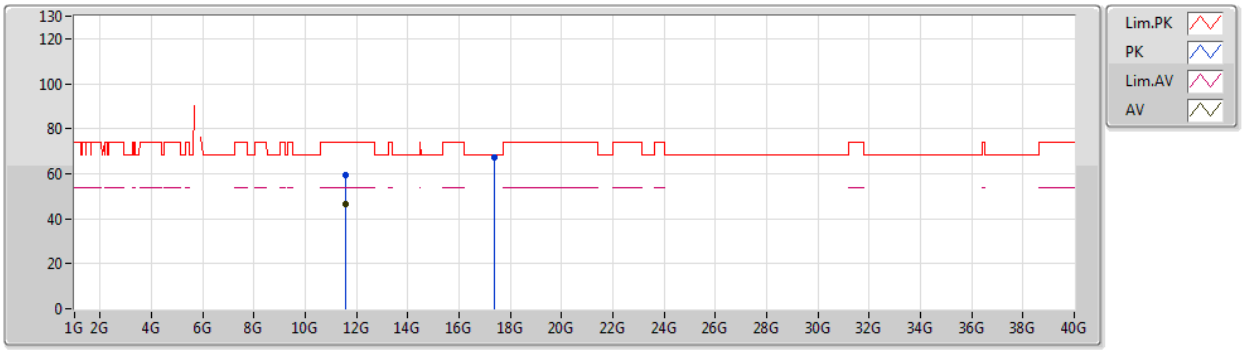

Type	Freq	Level	Limit	Margin	Factor	Dist	Condition	Azimuth	Height	Comment	Raw	AF	CL	PA
	(Hz)	(dBuV/m)	(dBuV/m)	(dB)	(dB)	(m)		(°)	(m)		(dBuV)	(dB)	(dB)	(dB)
AV	11.5828G	46.34	54.00	-7.66	-3.90	3	Vertical	3	1.36	-	50.24	39.50	10.73	54.13
PK	11.58874G	59.54	74.00	-14.46	-3.90	3	Vertical	3	1.36	-	63.44	39.49	10.73	54.12
PK	17.38734G	67.01	68.20	-1.19	3.72	3	Vertical	45	1.48	-	63.29	42.56	13.95	52.79

802.11ax HEW40_Nss2,(MCS0)_2TX

5795MHz_TX

14/02/2020

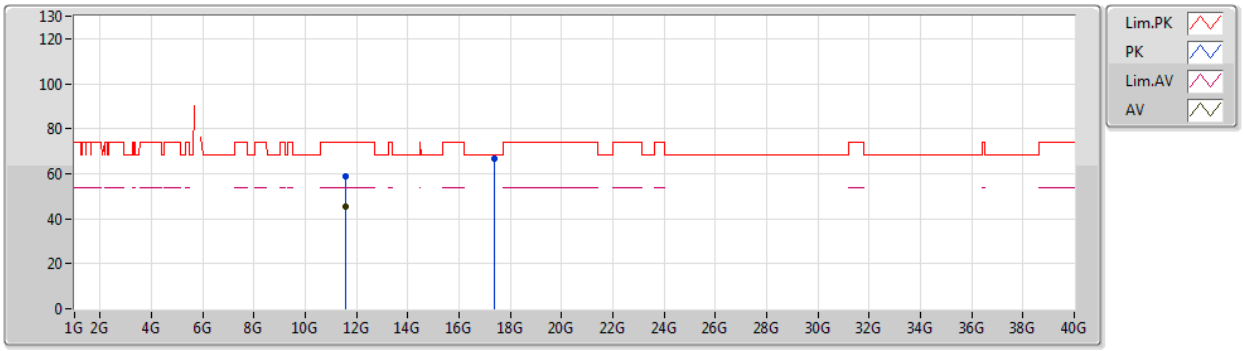

Type	Freq	Level	Limit	Margin	Factor	Dist	Condition	Azimuth	Height	Comment	Raw	AF	CL	PA
	(Hz)	(dBuV/m)	(dBuV/m)	(dB)	(dB)	(m)		(°)	(m)		(dBuV)	(dB)	(dB)	(dB)
AV	11.58286G	45.63	54.00	-8.37	-3.90	3	Horizontal	38	1.33	-	49.53	39.50	10.73	54.13
PK	11.58742G	58.75	74.00	-15.25	-3.90	3	Horizontal	38	1.33	-	62.65	39.50	10.73	54.13
PK	17.3751G	66.41	68.20	-1.79	3.64	3	Horizontal	61	1.62	-	62.77	42.48	13.94	52.78

802.11ax HEW80_Nss2,(MCS0)_2TX

5210MHz_TX

14/02/2020

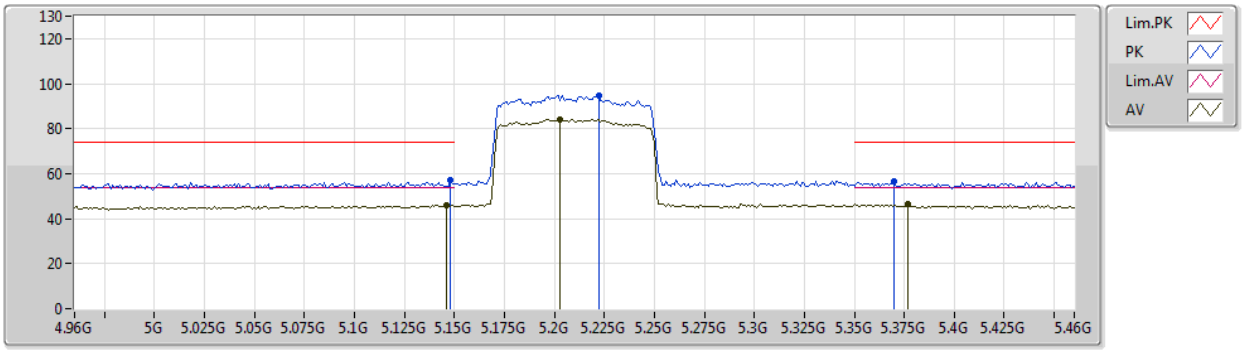

Type	Freq	Level	Limit	Margin	Factor	Dist	Condition	Azimuth	Height	Comment	Raw	AF	CL	PA
	(Hz)	(dBuV/m)	(dBuV/m)	(dB)	(dB)	(m)		(°)	(m)		(dBuV)	(dB)	(dB)	(dB)
AV	5.146G	46.13	54.00	-7.87	4.96	3	Vertical	18	2.64	-	41.17	31.76	7.03	33.83
AV	5.203G	84.24	Inf	-Inf	5.03	3	Vertical	18	2.64	-	79.21	31.78	7.10	33.85
AV	5.377G	46.36	54.00	-7.64	5.28	3	Vertical	18	2.64	-	41.08	31.85	7.32	33.89
PK	5.148G	57.00	74.00	-17.00	4.96	3	Vertical	18	2.64	-	52.04	31.76	7.03	33.83
PK	5.222G	94.75	Inf	-Inf	5.07	3	Vertical	18	2.64	-	89.68	31.79	7.13	33.85
PK	5.37G	56.52	74.00	-17.48	5.27	3	Vertical	18	2.64	-	51.25	31.85	7.31	33.89

802.11ax HEW80_Nss2,(MCS0)_2TX

5210MHz_TX

14/02/2020

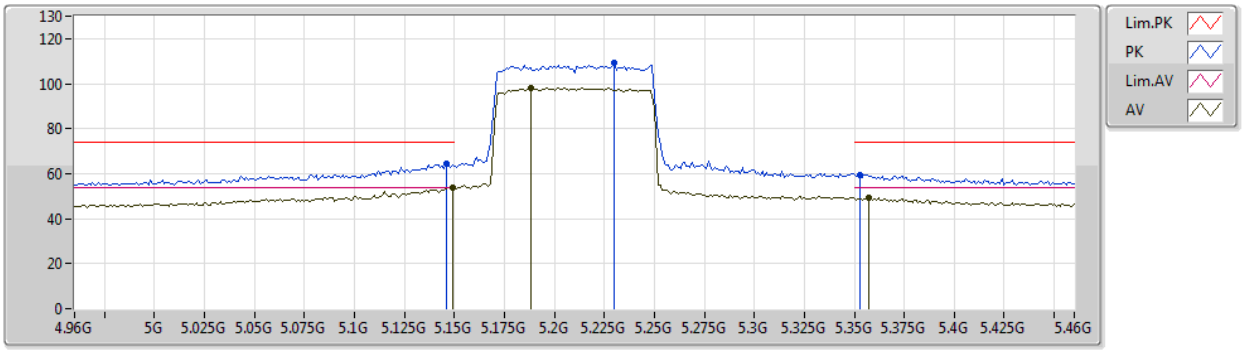

Type	Freq	Level	Limit	Margin	Factor	Dist	Condition	Azimuth	Height	Comment	Raw	AF	CL	PA
	(Hz)	(dBuV/m)	(dBuV/m)	(dB)	(dB)	(m)		(°)	(m)		(dBuV)	(dB)	(dB)	(dB)
AV	5.149G	53.95	54.00	-0.05	4.97	3	Horizontal	6	1.05	-	48.98	31.76	7.04	33.83
AV	5.188G	98.02	Inf	-Inf	5.01	3	Horizontal	6	1.05	-	93.01	31.78	7.08	33.85
AV	5.357G	49.59	54.00	-4.41	5.25	3	Horizontal	6	1.05	-	44.34	31.84	7.30	33.89
PK	5.146G	64.68	74.00	-9.32	4.96	3	Horizontal	6	1.05	-	59.72	31.76	7.03	33.83
PK	5.23G	109.42	Inf	-Inf	5.07	3	Horizontal	6	1.05	-	104.35	31.79	7.14	33.86
PK	5.353G	59.57	74.00	-14.43	5.24	3	Horizontal	6	1.05	-	54.33	31.84	7.29	33.89

802.11ax HEW80_Nss2,(MCS0)_2TX

5210MHz_TX

14/02/2020

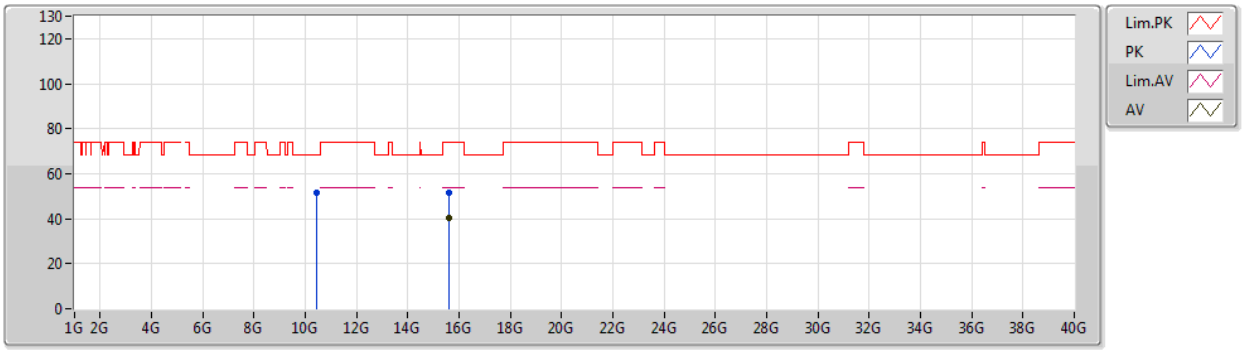

Type	Freq	Level	Limit	Margin	Factor	Dist	Condition	Azimuth	Height	Comment	Raw	AF	CL	PA
	(Hz)	(dBuV/m)	(dBuV/m)	(dB)	(dB)	(m)		(°)	(m)		(dBuV)	(dB)	(dB)	(dB)
AV	15.61752G	40.48	54.00	-13.52	-1.61	3	Vertical	328	2.39	-	42.09	38.52	12.94	53.07
PK	10.4332G	51.69	68.20	-16.51	-4.64	3	Vertical	301	2.35	-	56.33	39.46	10.34	54.44
PK	15.61668G	51.58	74.00	-22.42	-1.62	3	Vertical	328	2.39	-	53.20	38.52	12.93	53.07

802.11ax HEW80_Nss2,(MCS0)_2TX

5210MHz_TX

14/02/2020

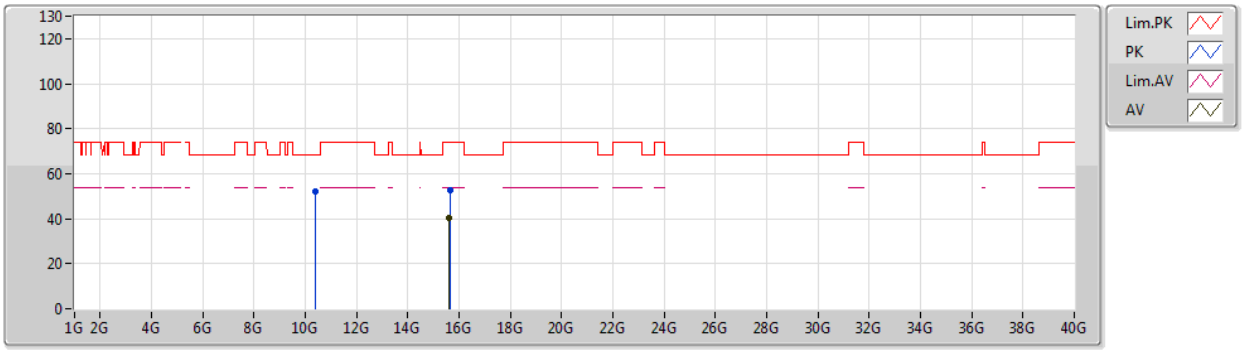

Type	Freq	Level	Limit	Margin	Factor	Dist	Condition	Azimuth	Height	Comment	Raw	AF	CL	PA
	(Hz)	(dBuV/m)	(dBuV/m)	(dB)	(dB)	(m)		(°)	(m)		(dBuV)	(dB)	(dB)	(dB)
AV	15.62196G	40.40	54.00	-13.60	-1.64	3	Horizontal	280	2.11	-	42.04	38.50	12.94	53.08
PK	10.41274G	52.10	68.20	-16.10	-4.67	3	Horizontal	189	1.62	-	56.77	39.44	10.34	54.45
PK	15.63138G	52.49	74.00	-21.51	-1.67	3	Horizontal	280	2.11	-	54.16	38.46	12.96	53.09

802.11ax HEW80_Nss2,(MCS0)_2TX

5290MHz_TX

14/02/2020

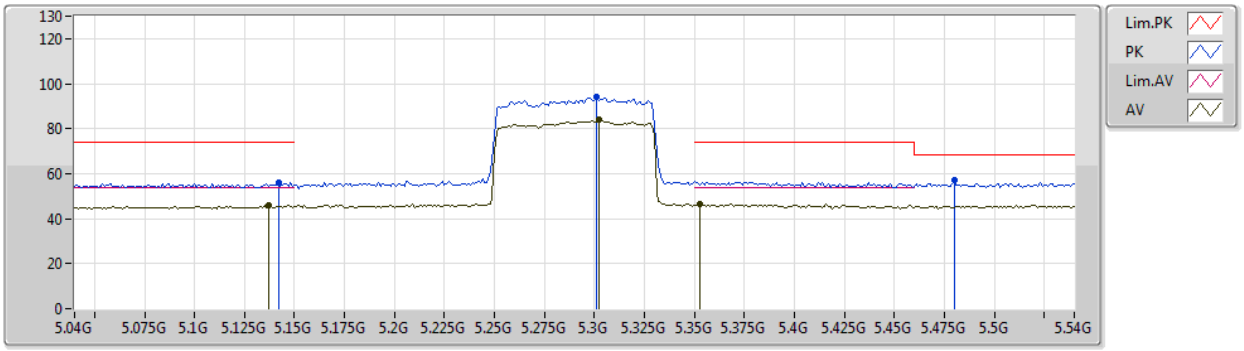

Type	Freq	Level	Limit	Margin	Factor	Dist	Condition	Azimuth	Height	Comment	Raw	AF	CL	PA
	(Hz)	(dBuV/m)	(dBuV/m)	(dB)	(dB)	(m)		(°)	(m)		(dBuV)	(dB)	(dB)	(dB)
AV	5.137G	45.91	54.00	-8.09	4.94	3	Vertical	54	2.84	-	40.97	31.75	7.02	33.83
AV	5.302G	83.80	Inf	-Inf	5.18	3	Vertical	54	2.84	-	78.62	31.82	7.23	33.87
AV	5.353G	46.42	54.00	-7.58	5.24	3	Vertical	54	2.84	-	41.18	31.84	7.29	33.89
PK	5.142G	56.14	74.00	-17.86	4.96	3	Vertical	54	2.84	-	51.18	31.76	7.03	33.83
PK	5.301G	94.34	Inf	-Inf	5.18	3	Vertical	54	2.84	-	89.16	31.82	7.23	33.87
PK	5.48G	57.01	68.20	-11.19	5.42	3	Vertical	54	2.84	-	51.59	31.89	7.45	33.92

802.11ax HEW80_Nss2,(MCS0)_2TX

5290MHz_TX

14/02/2020

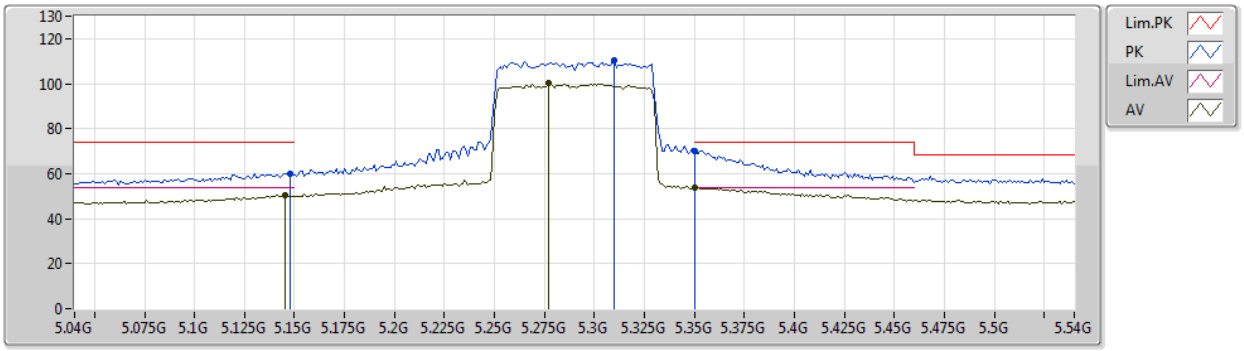

Type	Freq	Level	Limit	Margin	Factor	Dist	Condition	Azimuth	Height	Comment	Raw	AF	CL	PA
	(Hz)	(dBuV/m)	(dBuV/m)	(dB)	(dB)	(m)		(°)	(m)		(dBuV)	(dB)	(dB)	(dB)
AV	5.145G	50.21	54.00	-3.79	4.96	3	Horizontal	7	1.00	-	45.25	31.76	7.03	33.83
AV	5.277G	100.04	Inf	-Inf	5.14	3	Horizontal	7	1.00	-	94.90	31.81	7.20	33.87
AV	5.35G	53.87	54.00	-0.13	5.25	3	Horizontal	7	1.00	-	48.62	31.84	7.29	33.88
PK	5.148G	60.22	74.00	-13.78	4.96	3	Horizontal	7	1.00	-	55.26	31.76	7.03	33.83
PK	5.31G	110.54	Inf	-Inf	5.19	3	Horizontal	7	1.00	-	105.35	31.82	7.24	33.87
PK	5.35G	70.27	74.00	-3.73	5.25	3	Horizontal	7	1.00	-	65.02	31.84	7.29	33.88

802.11ax HEW80_Nss2,(MCS0)_2TX

5290MHz_TX

14/02/2020

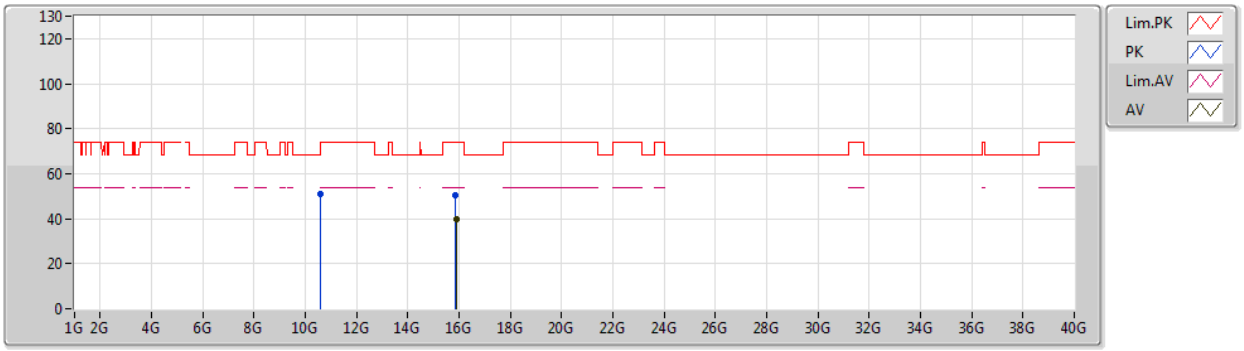

Type	Freq	Level	Limit	Margin	Factor	Dist	Condition	Azimuth	Height	Comment	Raw	AF	CL	PA
	(Hz)	(dBuV/m)	(dBuV/m)	(dB)	(dB)	(m)		(°)	(m)		(dBuV)	(dB)	(dB)	(dB)
AV	15.87714G	39.96	54.00	-14.04	-2.47	3	Vertical	329	1.78	-	42.43	37.55	13.34	53.36
PK	10.59086G	51.04	68.20	-17.16	-4.39	3	Vertical	39	1.22	-	55.43	39.67	10.37	54.43
PK	15.86076G	50.61	74.00	-23.39	-2.40	3	Vertical	329	1.78	-	53.01	37.62	13.32	53.34

802.11ax HEW80_Nss2,(MCS0)_2TX

5290MHz_TX

14/02/2020

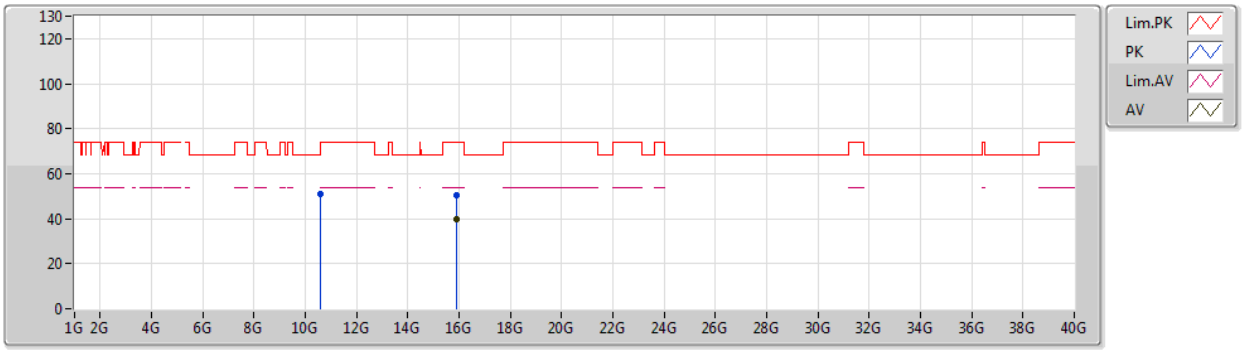

Type	Freq	Level	Limit	Margin	Factor	Dist	Condition	Azimuth	Height	Comment	Raw	AF	CL	PA
	(Hz)	(dBuV/m)	(dBuV/m)	(dB)	(dB)	(m)		(°)	(m)		(dBuV)	(dB)	(dB)	(dB)
AV	15.87744G	39.91	54.00	-14.09	-2.47	3	Horizontal	79	2.31	-	42.38	37.55	13.34	53.36
PK	10.57124G	50.92	68.20	-17.28	-4.41	3	Horizontal	7	1.84	-	55.33	39.64	10.37	54.42
PK	15.88278G	50.70	74.00	-23.30	-2.49	3	Horizontal	79	2.31	-	53.19	37.53	13.35	53.37

802.11ax HEW80_Nss2,(MCS0)_2TX

5530MHz_TX

14/02/2020

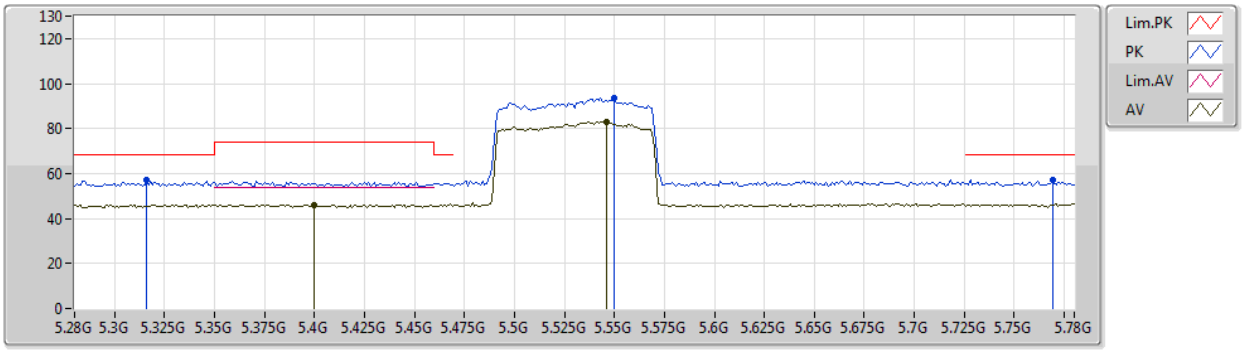

Type	Freq	Level	Limit	Margin	Factor	Dist	Condition	Azimuth	Height	Comment	Raw	AF	CL	PA
	(Hz)	(dBuV/m)	(dBuV/m)	(dB)	(dB)	(m)		(°)	(m)		(dBuV)	(dB)	(dB)	(dB)
AV	5.4G	46.13	54.00	-7.87	5.31	3	Vertical	76	2.89	-	40.82	31.86	7.35	33.90
AV	5.546G	83.07	Inf	-Inf	5.54	3	Vertical	76	2.89	-	77.53	31.96	7.51	33.93
PK	5.316G	57.21	68.20	-10.99	5.20	3	Vertical	76	2.89	-	52.01	31.83	7.24	33.87
PK	5.55G	93.48	Inf	-Inf	5.55	3	Vertical	76	2.89	-	87.93	31.97	7.51	33.93
PK	5.769G	57.14	68.20	-11.06	5.97	3	Vertical	76	2.89	-	51.17	32.28	7.65	33.96

802.11ax HEW80_Nss2,(MCS0)_2TX

5530MHz_TX

14/02/2020

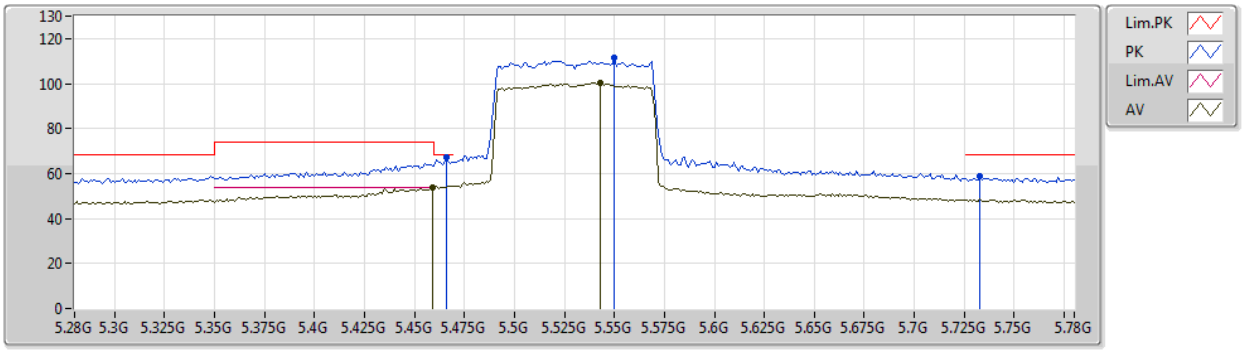

Type	Freq	Level	Limit	Margin	Factor	Dist	Condition	Azimuth	Height	Comment	Raw	AF	CL	PA
	(Hz)	(dBuV/m)	(dBuV/m)	(dB)	(dB)	(m)		(°)	(m)		(dBuV)	(dB)	(dB)	(dB)
AV	5.459G	53.65	54.00	-0.35	5.39	3	Horizontal	354	1.19	-	48.26	31.88	7.42	33.91
AV	5.543G	100.37	Inf	-Inf	5.53	3	Horizontal	354	1.19	-	94.84	31.96	7.50	33.93
PK	5.466G	67.02	68.20	-1.18	5.41	3	Horizontal	354	1.19	-	61.61	31.89	7.43	33.91
PK	5.55G	111.24	Inf	-Inf	5.55	3	Horizontal	354	1.19	-	105.69	31.97	7.51	33.93
PK	5.733G	58.63	68.20	-9.57	5.90	3	Horizontal	354	1.19	-	52.73	32.23	7.63	33.96

802.11ax HEW80_Nss2,(MCS0)_2TX

5530MHz_TX

14/02/2020

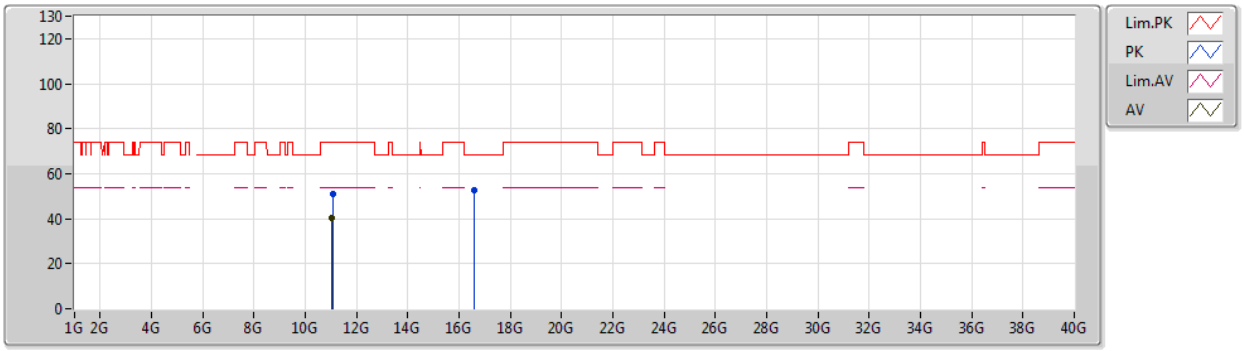

Type	Freq	Level	Limit	Margin	Factor	Dist	Condition	Azimuth	Height	Comment	Raw	AF	CL	PA
	(Hz)	(dBuV/m)	(dBuV/m)	(dB)	(dB)	(m)		(°)	(m)		(dBuV)	(dB)	(dB)	(dB)
AV	11.05628G	40.17	54.00	-13.83	-3.88	3	Vertical	300	2.42	-	44.05	40.13	10.47	54.48
PK	11.06324G	51.16	74.00	-22.84	-3.88	3	Vertical	300	2.42	-	55.04	40.12	10.47	54.47
PK	16.5834G	52.68	68.20	-15.52	0.23	3	Vertical	197	1.37	-	52.45	38.79	13.72	52.28

802.11ax HEW80_Nss2,(MCS0)_2TX

5530MHz_TX

14/02/2020

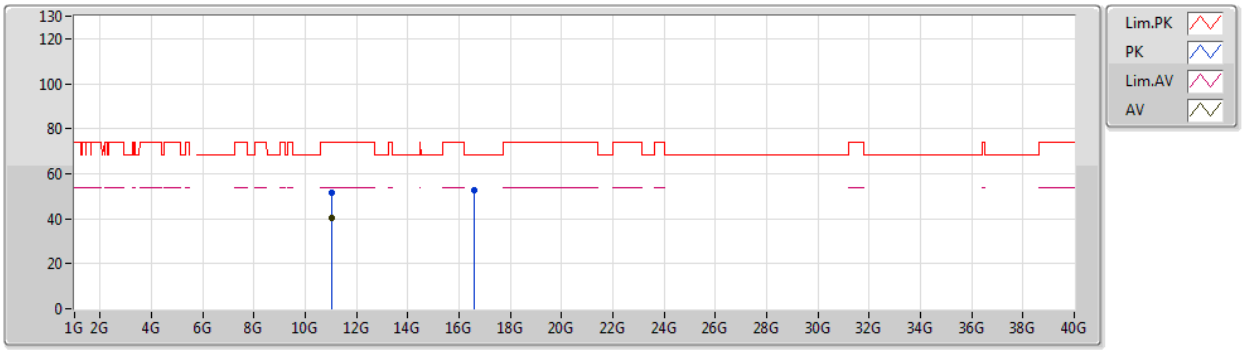

Type	Freq	Level	Limit	Margin	Factor	Dist	Condition	Azimuth	Height	Comment	Raw	AF	CL	PA
	(Hz)	(dBuV/m)	(dBuV/m)	(dB)	(dB)	(m)		(°)	(m)		(dBuV)	(dB)	(dB)	(dB)
AV	11.04854G	40.55	54.00	-13.45	-3.87	3	Horizontal	246	1.17	-	44.42	40.14	10.47	54.48
PK	11.04656G	51.51	74.00	-22.49	-3.87	3	Horizontal	246	1.17	-	55.38	40.14	10.47	54.48
PK	16.58238G	52.49	68.20	-15.71	0.23	3	Horizontal	151	1.40	-	52.26	38.79	13.72	52.28

802.11ax HEW80_Nss2,(MCS0)_2TX

5610MHz_TX

14/02/2020

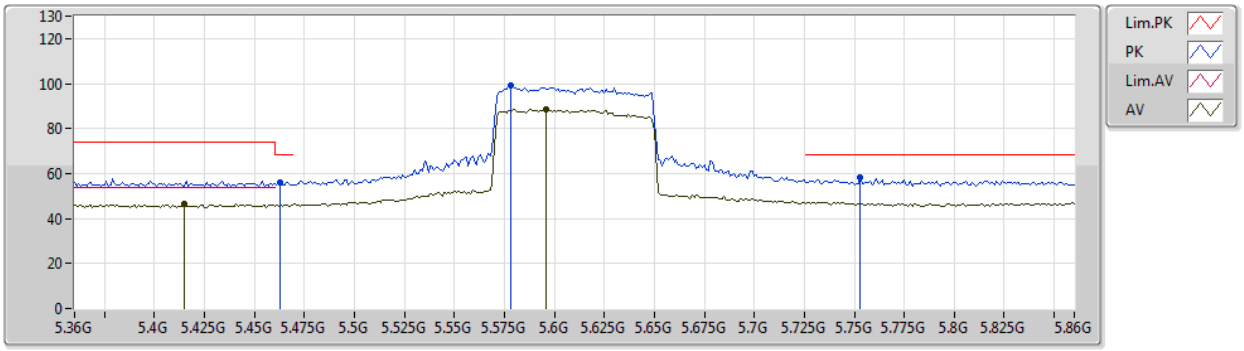

Type	Freq	Level	Limit	Margin	Factor	Dist	Condition	Azimuth	Height	Comment	Raw	AF	CL	PA
	(Hz)	(dBuV/m)	(dBuV/m)	(dB)	(dB)	(m)		(°)	(m)		(dBuV)	(dB)	(dB)	(dB)
AV	5.415G	46.74	54.00	-7.26	5.34	3	Vertical	30	3.00	-	41.40	31.87	7.37	33.90
AV	5.596G	88.44	Inf	-Inf	5.63	3	Vertical	30	3.00	-	82.81	32.03	7.54	33.94
PK	5.463G	55.98	68.20	-12.22	5.41	3	Vertical	30	3.00	-	50.57	31.89	7.43	33.91
PK	5.578G	99.14	Inf	-Inf	5.60	3	Vertical	30	3.00	-	93.54	32.01	7.53	33.94
PK	5.753G	58.16	68.20	-10.04	5.93	3	Vertical	30	3.00	-	52.23	32.25	7.64	33.96

802.11ax HEW80_Nss2,(MCS0)_2TX

5610MHz_TX

14/02/2020

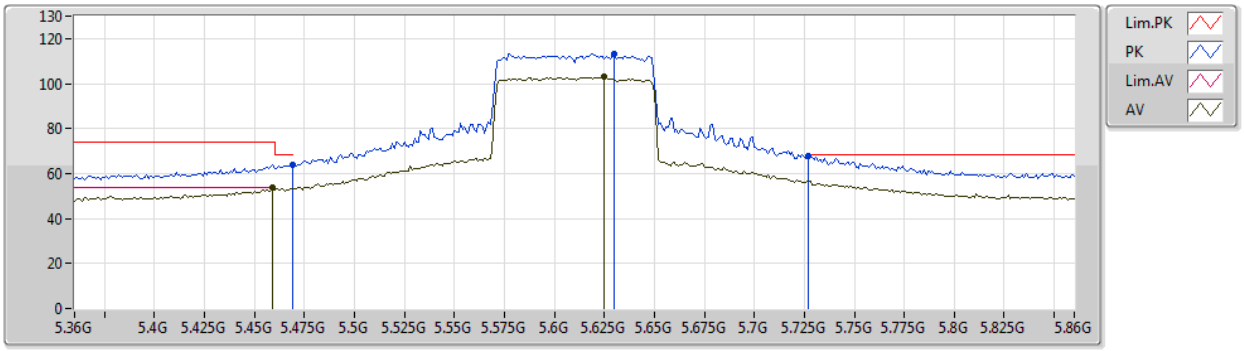

Type	Freq	Level	Limit	Margin	Factor	Dist	Condition	Azimuth	Height	Comment	Raw	AF	CL	PA
	(Hz)	(dBuV/m)	(dBuV/m)	(dB)	(dB)	(m)		(°)	(m)		(dBuV)	(dB)	(dB)	(dB)
AV	5.459G	53.63	54.00	-0.37	5.39	3	Horizontal	351	2.16	-	48.24	31.88	7.42	33.91
AV	5.625G	102.92	Inf	-Inf	5.70	3	Horizontal	351	2.16	-	97.22	32.08	7.56	33.94
PK	5.469G	64.05	68.20	-4.15	5.42	3	Horizontal	351	2.16	-	58.63	31.89	7.44	33.91
PK	5.63G	113.27	Inf	-Inf	5.70	3	Horizontal	351	2.16	-	107.57	32.08	7.56	33.94
PK	5.727G	67.62	68.20	-0.58	5.88	3	Horizontal	351	2.16	-	61.74	32.22	7.62	33.96

802.11ax HEW80_Nss2,(MCS0)_2TX

5610MHz_TX

14/02/2020

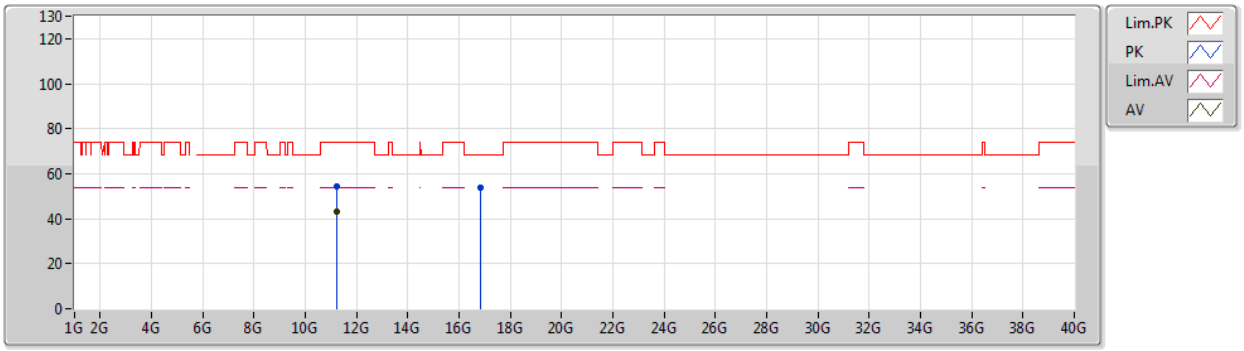

Type	Freq	Level	Limit	Margin	Factor	Dist	Condition	Azimuth	Height	Comment	Raw	AF	CL	PA
	(Hz)	(dBuV/m)	(dBuV/m)	(dB)	(dB)	(m)		(°)	(m)		(dBuV)	(dB)	(dB)	(dB)
AV	11.23188G	43.10	54.00	-10.90	-3.90	3	Vertical	0	1.33	-	47.00	39.92	10.56	54.38
PK	11.232G	54.12	74.00	-19.88	-3.90	3	Vertical	0	1.33	-	58.02	39.92	10.56	54.38
PK	16.82784G	54.00	68.20	-14.20	0.86	3	Vertical	34	1.42	-	53.14	39.50	13.79	52.43

802.11ax HEW80_Nss2,(MCS0)_2TX

5610MHz_TX

14/02/2020

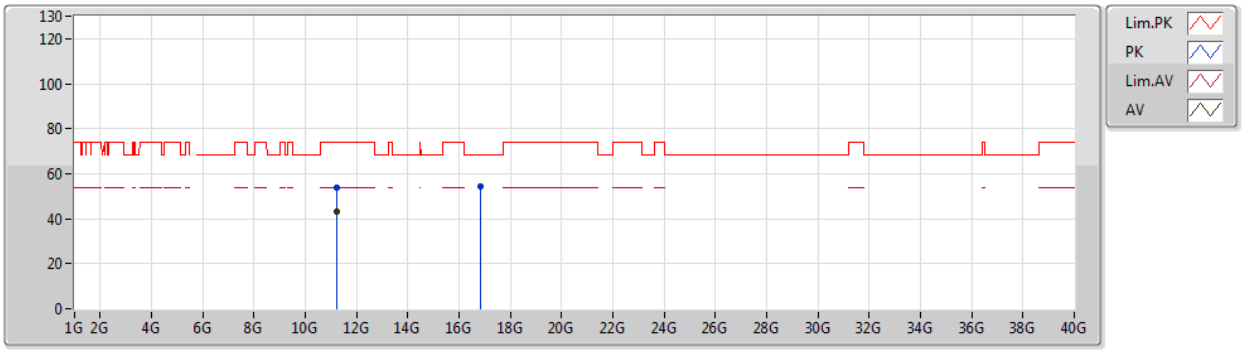

Type	Freq	Level	Limit	Margin	Factor	Dist	Condition	Azimuth	Height	Comment	Raw	AF	CL	PA
	(Hz)	(dBuV/m)	(dBuV/m)	(dB)	(dB)	(m)		(°)	(m)		(dBuV)	(dB)	(dB)	(dB)
AV	11.23062G	43.06	54.00	-10.94	-3.90	3	Horizontal	34	1.33	-	46.96	39.92	10.56	54.38
PK	11.23266G	53.94	74.00	-20.06	-3.90	3	Horizontal	34	1.33	-	57.84	39.92	10.56	54.38
PK	16.84464G	54.53	68.20	-13.67	0.91	3	Horizontal	321	1.47	-	53.62	39.55	13.80	52.44

802.11ax HEW80_Nss2,(MCS0)_2TX

5690MHz Straddle 5.47-5.725GHz_TX

14/02/2020

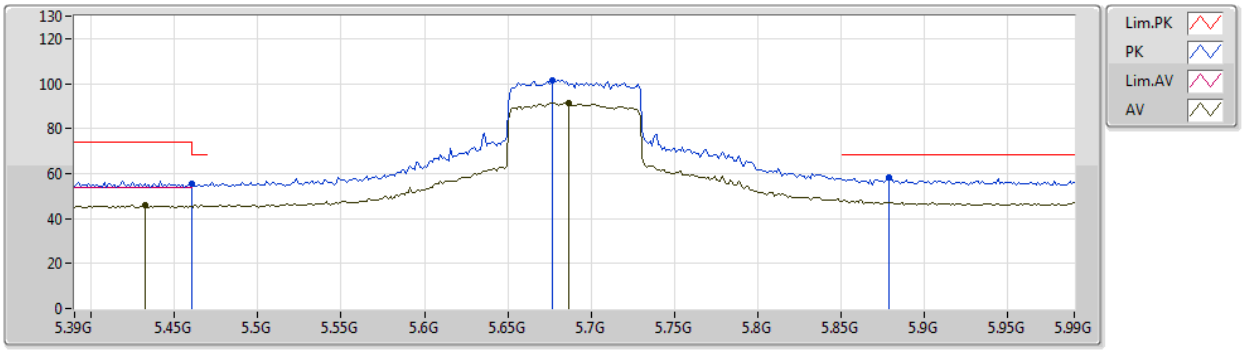

Type	Freq	Level	Limit	Margin	Factor	Dist	Condition	Azimuth	Height	Comment	Raw	AF	CL	PA
	(Hz)	(dBuV/m)	(dBuV/m)	(dB)	(dB)	(m)		(°)	(m)		(dBuV)	(dB)	(dB)	(dB)
AV	5.432G	45.96	54.00	-8.04	5.35	3	Vertical	20	2.92	-	40.61	31.87	7.39	33.91
AV	5.6864G	91.59	Inf	-Inf	5.81	3	Vertical	20	2.92	-	85.78	32.16	7.60	33.95
PK	5.46G	55.32	68.20	-12.88	5.40	3	Vertical	20	2.92	-	49.92	31.88	7.43	33.91
PK	5.6768G	101.50	Inf	-Inf	5.79	3	Vertical	20	2.92	-	95.71	32.15	7.59	33.95
PK	5.8784G	58.35	68.20	-9.85	6.17	3	Vertical	20	2.92	-	52.18	32.43	7.72	33.98

802.11ax HEW80_Nss2,(MCS0)_2TX

5690MHz Straddle 5.47-5.725GHz_TX

14/02/2020

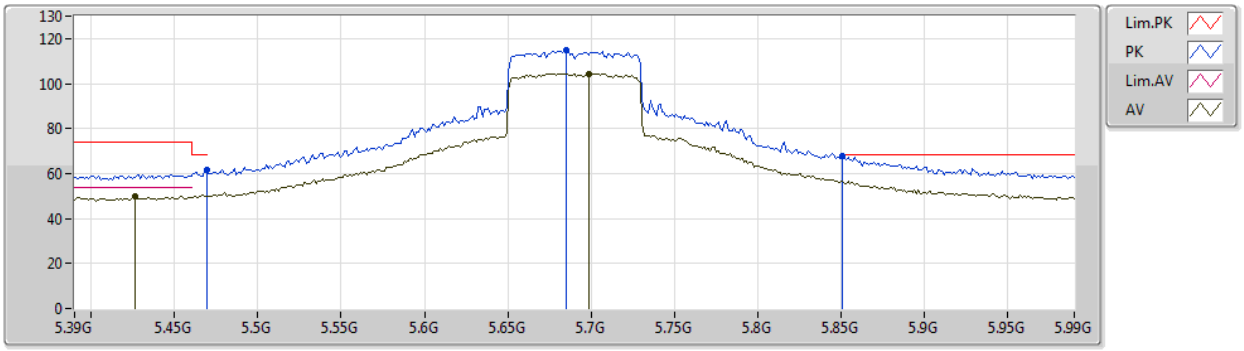

Type	Freq	Level	Limit	Margin	Factor	Dist	Condition	Azimuth	Height	Comment	Raw	AF	CL	PA
	(Hz)	(dBuV/m)	(dBuV/m)	(dB)	(dB)	(m)		(°)	(m)		(dBuV)	(dB)	(dB)	(dB)
AV	5.426G	49.82	54.00	-4.18	5.34	3	Horizontal	1	1.72	-	44.48	31.87	7.38	33.91
AV	5.6984G	104.43	Inf	-Inf	5.83	3	Horizontal	1	1.72	-	98.60	32.18	7.60	33.95
PK	5.4692G	61.85	68.20	-6.35	5.42	3	Horizontal	1	1.72	-	56.43	31.89	7.44	33.91
PK	5.6852G	114.70	Inf	-Inf	5.81	3	Horizontal	1	1.72	-	108.89	32.16	7.60	33.95
PK	5.8508G	67.69	68.20	-0.51	6.11	3	Horizontal	1	1.72	-	61.58	32.39	7.70	33.98

802.11ax HEW80_Nss2,(MCS0)_2TX

5690MHz Straddle 5.47-5.725GHz_TX

14/02/2020

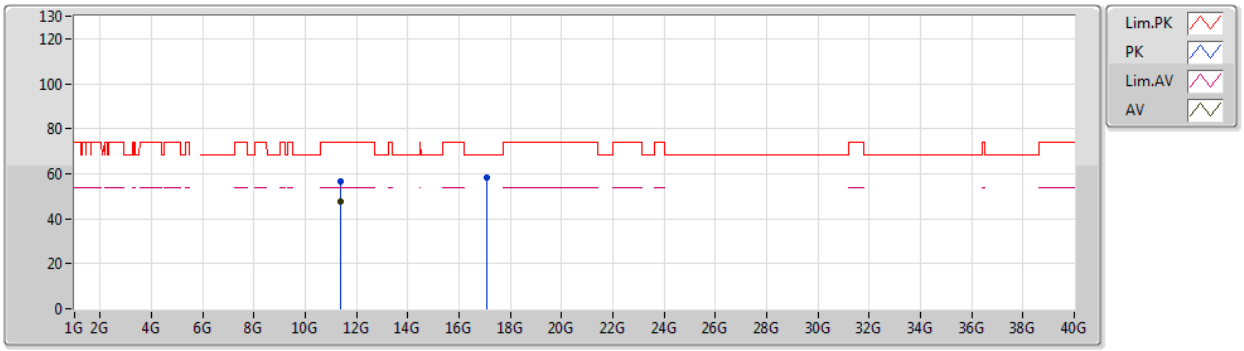

Type	Freq	Level	Limit	Margin	Factor	Dist	Condition	Azimuth	Height	Comment	Raw	AF	CL	PA
	(Hz)	(dBuV/m)	(dBuV/m)	(dB)	(dB)	(m)		(°)	(m)		(dBuV)	(dB)	(dB)	(dB)
AV	11.39038G	47.46	54.00	-6.54	-3.92	3	Vertical	16	2.99	-	51.38	39.73	10.63	54.28
PK	11.38018G	56.79	74.00	-17.21	-3.92	3	Vertical	16	2.99	-	60.71	39.74	10.63	54.29
PK	17.06406G	58.36	68.20	-9.84	1.70	3	Vertical	38	1.63	-	56.66	40.42	13.86	52.58

802.11ax HEW80_Nss2,(MCS0)_2TX

5690MHz Straddle 5.47-5.725GHz_TX

14/02/2020

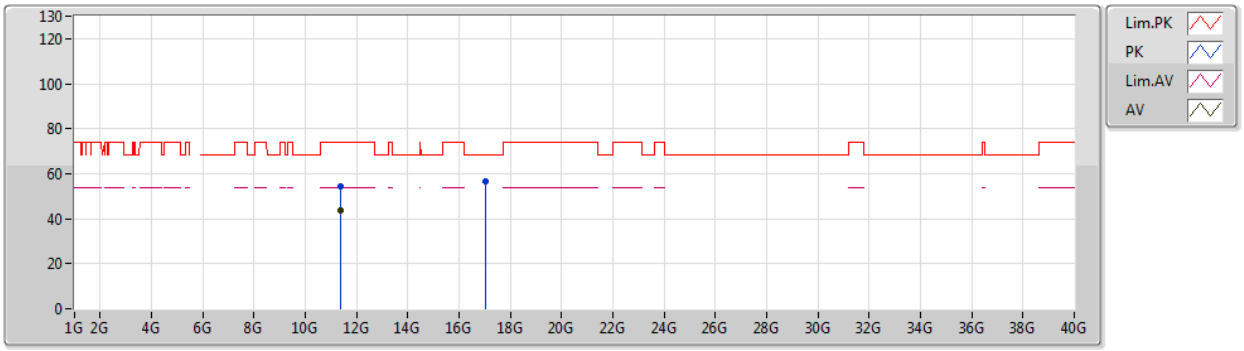

Type	Freq	Level	Limit	Margin	Factor	Dist	Condition	Azimuth	Height	Comment	Raw	AF	CL	PA
	(Hz)	(dBuV/m)	(dBuV/m)	(dB)	(dB)	(m)		(°)	(m)		(dBuV)	(dB)	(dB)	(dB)
AV	11.39236G	43.47	54.00	-10.53	-3.92	3	Horizontal	300	1.47	-	47.39	39.73	10.63	54.28
PK	11.39236G	54.26	74.00	-19.74	-3.92	3	Horizontal	300	1.47	-	58.18	39.73	10.63	54.28
PK	17.05728G	56.65	68.20	-11.55	1.66	3	Horizontal	289	1.42	-	54.99	40.38	13.86	52.58

802.11ax HEW80_Nss2,(MCS0)_2TX

5775MHz_TX

14/02/2020

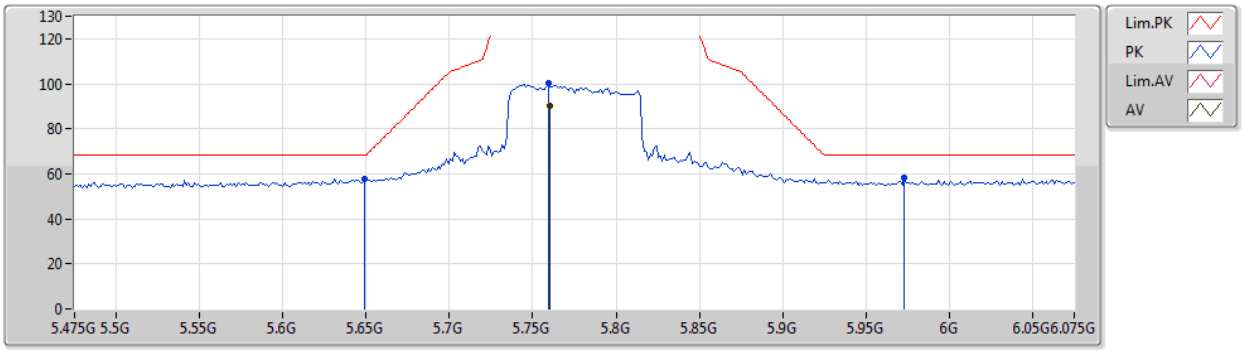

Type	Freq	Level	Limit	Margin	Factor	Dist	Condition	Azimuth	Height	Comment	Raw	AF	CL	PA
	(Hz)	(dBuV/m)	(dBuV/m)	(dB)	(dB)	(m)		(°)	(m)		(dBuV)	(dB)	(dB)	(dB)
AV	5.7606G	90.30	Inf	-Inf	5.94	3	Vertical	21	3.00	-	84.36	32.26	7.64	33.96
PK	5.649G	57.90	68.20	-10.30	5.74	3	Vertical	21	3.00	-	52.16	32.11	7.57	33.94
PK	5.7594G	100.58	Inf	-Inf	5.94	3	Vertical	21	3.00	-	94.64	32.26	7.64	33.96
PK	5.973G	58.05	68.20	-10.15	6.35	3	Vertical	21	3.00	-	51.70	32.56	7.78	33.99

802.11ax HEW80_Nss2,(MCS0)_2TX

5775MHz_TX

14/02/2020

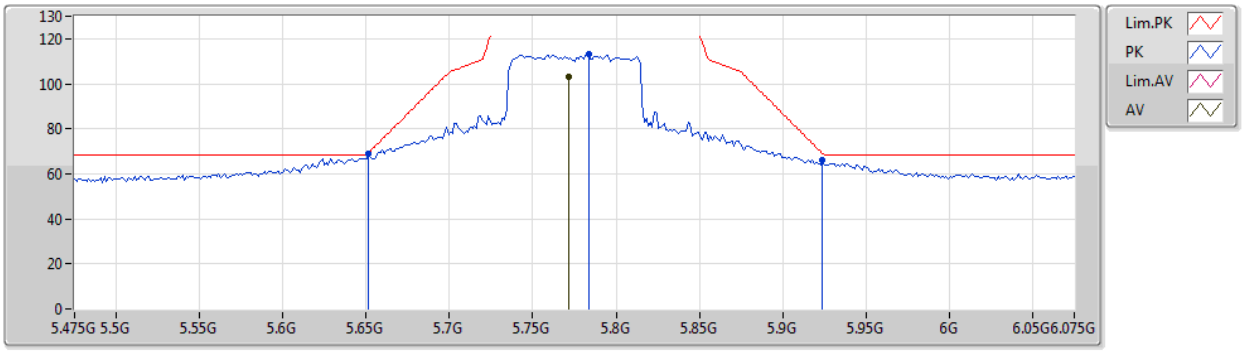

Type	Freq	Level	Limit	Margin	Factor	Dist	Condition	Azimuth	Height	Comment	Raw	AF	CL	PA
	(Hz)	(dBuV/m)	(dBuV/m)	(dB)	(dB)	(m)		(°)	(m)		(dBuV)	(dB)	(dB)	(dB)
AV	5.7714G	103.32	Inf	-Inf	5.97	3	Horizontal	360	2.09	-	97.35	32.28	7.65	33.96
PK	5.6514G	68.81	69.24	-0.43	5.73	3	Horizontal	360	2.09	-	63.08	32.11	7.57	33.95
PK	5.7834G	113.37	Inf	-Inf	5.99	3	Horizontal	360	2.09	-	107.38	32.30	7.66	33.97
PK	5.9238G	66.07	69.09	-3.02	6.26	3	Horizontal	360	2.09	-	59.81	32.49	7.75	33.98

802.11ax HEW80_Nss2,(MCS0)_2TX

5775MHz_TX

14/02/2020

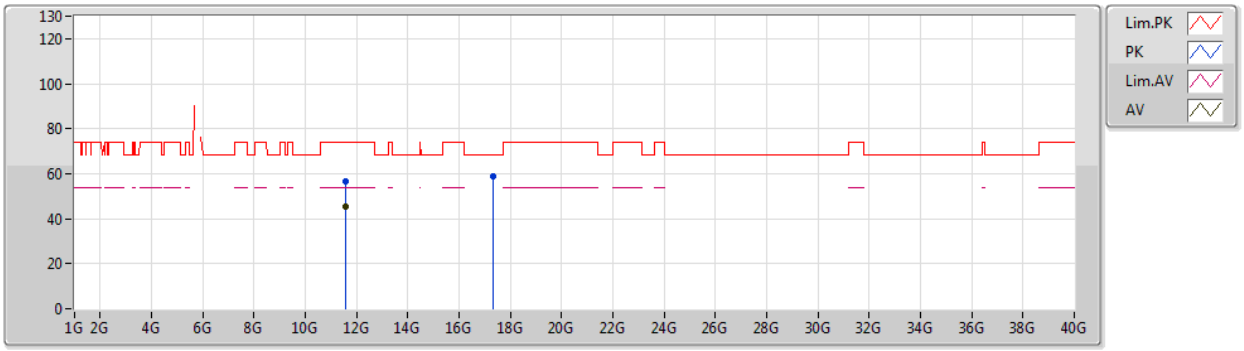

Type	Freq	Level	Limit	Margin	Factor	Dist	Condition	Azimuth	Height	Comment	Raw	AF	CL	PA
	(Hz)	(dBuV/m)	(dBuV/m)	(dB)	(dB)	(m)		(°)	(m)		(dBuV)	(dB)	(dB)	(dB)
AV	11.56158G	45.45	54.00	-8.55	-3.90	3	Vertical	4	1.38	-	49.35	39.53	10.72	54.15
PK	11.56278G	56.38	74.00	-17.62	-3.91	3	Vertical	4	1.38	-	60.29	39.52	10.72	54.15
PK	17.32632G	58.62	68.20	-9.58	3.33	3	Vertical	46	2.74	-	55.29	42.15	13.93	52.75

802.11ax HEW80_Nss2,(MCS0)_2TX

5775MHz_TX

14/02/2020

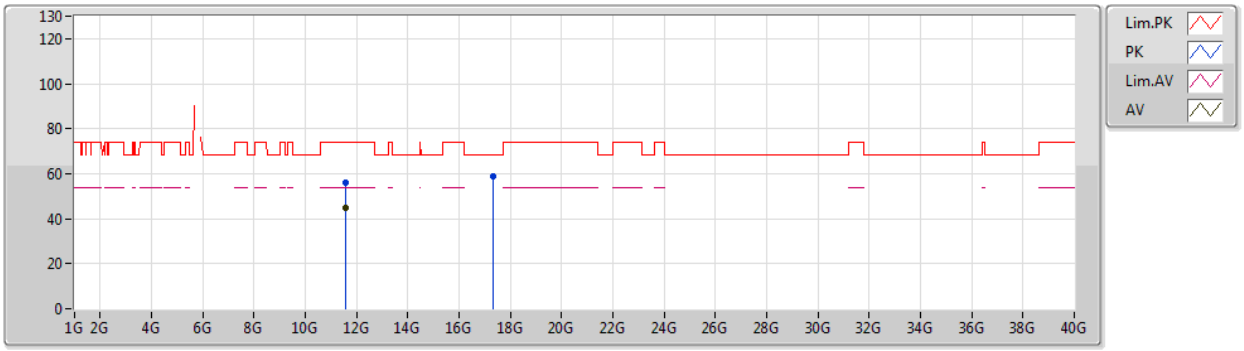

Type	Freq	Level	Limit	Margin	Factor	Dist	Condition	Azimuth	Height	Comment	Raw	AF	CL	PA
	(Hz)	(dBuV/m)	(dBuV/m)	(dB)	(dB)	(m)		(°)	(m)		(dBuV)	(dB)	(dB)	(dB)
AV	11.56254G	44.77	54.00	-9.23	-3.91	3	Horizontal	37	1.28	-	48.68	39.52	10.72	54.15
PK	11.56218G	55.88	74.00	-18.12	-3.90	3	Horizontal	37	1.28	-	59.78	39.53	10.72	54.15
PK	17.31006G	58.62	68.20	-9.58	3.24	3	Horizontal	307	1.36	-	55.38	42.05	13.93	52.74

Summary

Mode	Result	Type	Freq (Hz)	Level (dBuV/m)	Limit (dBuV/m)	Margin (dB)	Dist (m)	Condition	Azimuth (°)	Height (m)	Comments
5.725-5.85GHz	-	-	-	-	-	-	-	-	-	-	-
802.11ax HEW80-BF_Nss1,(MCS0)_2TX	Pass	PK	745.86M	42.34	46.00	-3.66	3	Horizontal	360	1.00	-

Result

Mode	Result	Type	Freq (Hz)	Level (dBuV/m)	Limit (dBuV/m)	Margin (dB)	Dist (m)	Condition	Azimuth (°)	Height (m)	Comments
802.11ax HEW80-BF_Nss1,(MCS0)_2TX	-	-	-	-	-	-	-	-	-	-	-
5775MHz	Pass	PK	49.4M	36.20	40.00	-3.80	3	Vertical	0	1.00	-
5775MHz	Pass	PK	90.14M	32.52	43.50	-10.98	3	Vertical	0	1.00	-
5775MHz	Pass	PK	144.46M	26.75	43.50	-16.75	3	Vertical	0	1.00	-
5775MHz	Pass	PK	499.48M	41.66	46.00	-4.34	3	Vertical	0	1.00	-
5775MHz	Pass	PK	625.58M	38.13	46.00	-7.87	3	Vertical	0	1.00	-
5775MHz	Pass	PK	740.04M	40.68	46.00	-5.32	3	Vertical	0	1.00	-
5775MHz	Pass	PK	37.76M	33.94	40.00	-6.06	3	Horizontal	360	1.00	-
5775MHz	Pass	PK	90.14M	29.48	43.50	-14.02	3	Horizontal	360	1.00	-
5775MHz	Pass	PK	231.76M	26.36	46.00	-19.64	3	Horizontal	360	1.00	-
5775MHz	Pass	PK	499.48M	35.24	46.00	-10.76	3	Horizontal	360	1.00	-
5775MHz	Pass	PK	625.58M	34.36	46.00	-11.64	3	Horizontal	360	1.00	-
5775MHz	Pass	PK	745.86M	42.34	46.00	-3.66	3	Horizontal	360	1.00	-

802.11ax HEW80-BF_Nss1,(MCS0)_2TX

5775MHz_POE

22/02/2020

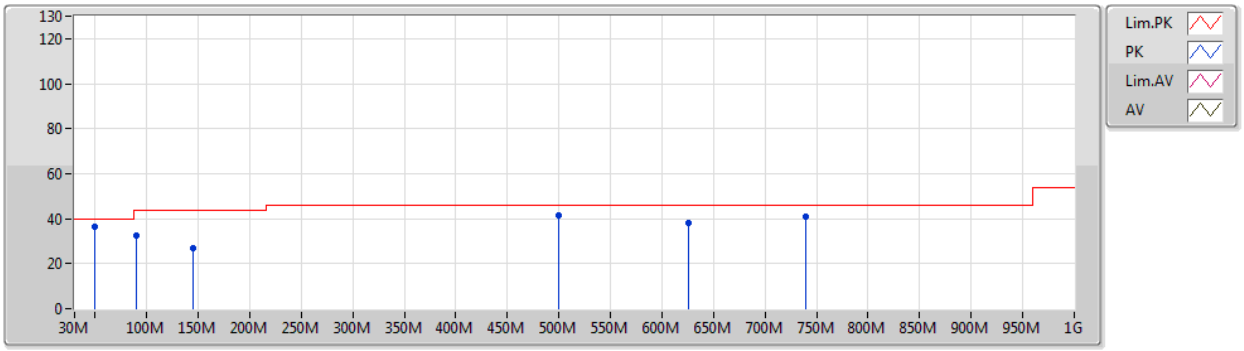

Type	Freq	Level	Limit	Margin	Factor	Dist	Condition	Azimuth	Height	Comment	Raw	AF	CL	PA
	(Hz)	(dBuV/m)	(dBuV/m)	(dB)	(dB)	(m)		(°)	(m)		(dBuV)	(dB)	(dB)	(dB)
PK	49.4M	36.20	40.00	-3.80	-13.46	3	Vertical	0	1.00	-	49.66	13.40	0.83	27.69
PK	90.14M	32.52	43.50	-10.98	-12.38	3	Vertical	0	1.00	-	44.90	13.98	1.39	27.75
PK	144.46M	26.75	43.50	-16.75	-9.97	3	Vertical	0	1.00	-	36.72	15.88	1.80	27.65
PK	499.48M	41.66	46.00	-4.34	-2.39	3	Vertical	0	1.00	-	44.05	22.71	3.31	28.41
PK	625.58M	38.13	46.00	-7.87	-0.67	3	Vertical	0	1.00	-	38.80	24.12	3.74	28.53
PK	740.04M	40.68	46.00	-5.32	0.52	3	Vertical	0	1.00	-	40.16	24.76	4.11	28.35

802.11ax HEW80-BF_Nss1,(MCS0)_2TX

5775MHz_POE

22/02/2020

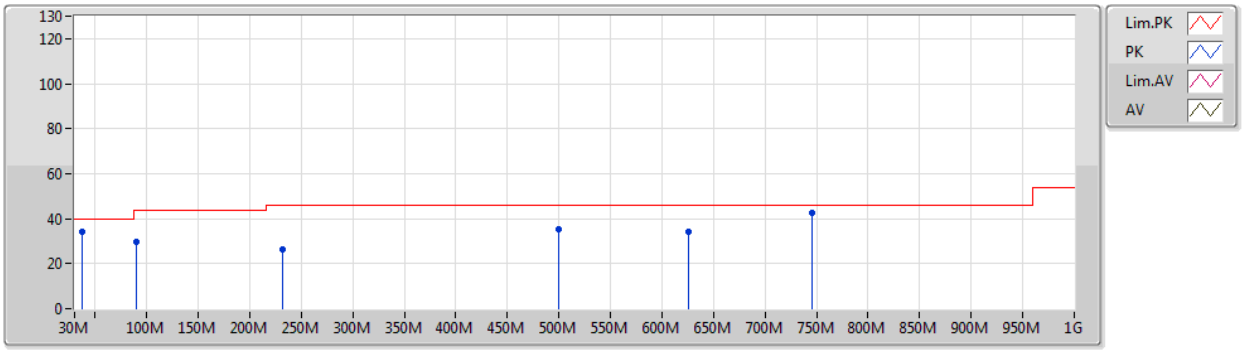

Type	Freq	Level	Limit	Margin	Factor	Dist	Condition	Azimuth	Height	Comment	Raw	AF	CL	PA
	(Hz)	(dBuV/m)	(dBuV/m)	(dB)	(dB)	(m)		(°)	(m)		(dBuV)	(dB)	(dB)	(dB)
PK	37.76M	33.94	40.00	-6.06	-8.72	3	Horizontal	360	1.00	-	42.66	18.39	0.57	27.68
PK	90.14M	29.48	43.50	-14.02	-12.38	3	Horizontal	360	1.00	-	41.86	13.98	1.39	27.75
PK	231.76M	26.36	46.00	-19.64	-9.19	3	Horizontal	360	1.00	-	35.55	15.45	2.61	27.25
PK	499.48M	35.24	46.00	-10.76	-2.39	3	Horizontal	360	1.00	-	37.63	22.71	3.31	28.41
PK	625.58M	34.36	46.00	-11.64	-0.67	3	Horizontal	360	1.00	-	35.03	24.12	3.74	28.53
PK	745.86M	42.34	46.00	-3.66	0.56	3	Horizontal	360	1.00	-	41.78	24.78	4.12	28.34

Summary

Mode	Result	Type	Freq (Hz)	Level (dBuV/m)	Limit (dBuV/m)	Margin (dB)	Dist (m)	Condition	Azimuth (°)	Height (m)	Comments
5.15-5.25GHz	-	-	-	-	-	-	-	-	-	-	-
802.11ax HEW20-BF_Nss1,(MCS0)_2TX	Pass	AV	5.1496G	53.80	54.00	-0.20	3	Horizontal	0	1.88	-
802.11ax HEW40-BF_Nss1,(MCS0)_2TX	Pass	AV	5.15G	53.94	54.00	-0.06	3	Horizontal	11	2.10	-
802.11ax HEW80-BF_Nss1,(MCS0)_2TX	Pass	AV	5.147G	53.76	54.00	-0.24	3	Horizontal	346	1.00	-
5.25-5.35GHz	-	-	-	-	-	-	-	-	-	-	-
802.11ax HEW20-BF_Nss1,(MCS0)_2TX	Pass	AV	15.78108G	53.68	54.00	-0.32	3	Horizontal	333	1.52	-
802.11ax HEW40-BF_Nss1,(MCS0)_2TX	Pass	AV	5.35G	53.78	54.00	-0.22	3	Vertical	315	1.04	-
802.11ax HEW80-BF_Nss1,(MCS0)_2TX	Pass	AV	5.35G	53.93	54.00	-0.07	3	Horizontal	347	1.60	-
5.47-5.725GHz	-	-	-	-	-	-	-	-	-	-	-
802.11ax HEW20-BF_Nss1,(MCS0)_2TX	Pass	AV	11.4388G	53.85	54.00	-0.15	3	Horizontal	69	1.45	-
802.11ax HEW40-BF_Nss1,(MCS0)_2TX	Pass	PK	17.1227G	68.08	68.20	-0.12	3	Horizontal	353	1.50	-
802.11ax HEW80-BF_Nss1,(MCS0)_2TX	Pass	PK	5.727G	67.93	68.20	-0.27	3	Vertical	33	2.08	-
5.725-5.85GHz	-	-	-	-	-	-	-	-	-	-	-
802.11ax HEW20-BF_Nss1,(MCS0)_2TX	Pass	AV	11.56868G	53.90	54.00	-0.10	3	Horizontal	37	1.50	-
802.11ax HEW40-BF_Nss1,(MCS0)_2TX	Pass	PK	17.3875G	68.14	68.20	-0.06	3	Horizontal	333	1.50	-
802.11ax HEW80-BF_Nss1,(MCS0)_2TX	Pass	PK	5.6502G	68.19	68.35	-0.16	3	Horizontal	18	1.50	-

Result

Mode	Result	Type	Freq (Hz)	Level (dBuV/m)	Limit (dBuV/m)	Margin (dB)	Dist (m)	Condition	Azimuth (°)	Height (m)	Comments
802.11ax HEW20-BF_Nss1,(MCS0)_2TX	-	-	-	-	-	-	-	-	-	-	-
5180MHz	Pass	AV	5.15G	48.31	54.00	-5.69	3	Vertical	336	1.52	-
5180MHz	Pass	AV	5.1762G	97.25	Inf	-Inf	3	Vertical	336	1.52	-
5180MHz	Pass	PK	5.15G	61.80	74.00	-12.20	3	Vertical	336	1.52	-
5180MHz	Pass	PK	5.1748G	108.98	Inf	-Inf	3	Vertical	336	1.52	-
5180MHz	Pass	AV	5.1496G	53.80	54.00	-0.20	3	Horizontal	0	1.88	-
5180MHz	Pass	AV	5.1762G	104.86	Inf	-Inf	3	Horizontal	0	1.88	-
5180MHz	Pass	PK	5.15G	69.37	74.00	-4.63	3	Horizontal	0	1.88	-
5180MHz	Pass	PK	5.1884G	116.67	Inf	-Inf	3	Horizontal	0	1.88	-
5180MHz	Pass	AV	3.88507G	43.10	54.00	-10.90	3	Vertical	321	2.04	-
5180MHz	Pass	AV	15.55488G	44.31	54.00	-9.69	3	Vertical	69	1.05	-
5180MHz	Pass	PK	3.88505G	48.84	74.00	-25.16	3	Vertical	321	2.04	-
5180MHz	Pass	PK	10.37098G	55.70	68.20	-12.50	3	Vertical	159	1.50	-
5180MHz	Pass	PK	15.54354G	57.29	74.00	-16.71	3	Vertical	69	1.05	-
5180MHz	Pass	AV	3.88506G	47.35	54.00	-6.65	3	Horizontal	348	2.05	-
5180MHz	Pass	AV	15.5394G	45.11	54.00	-8.89	3	Horizontal	346	1.49	-
5180MHz	Pass	PK	3.88504G	51.17	74.00	-22.83	3	Horizontal	348	2.05	-
5180MHz	Pass	PK	10.35538G	56.48	68.20	-11.72	3	Horizontal	88	1.50	-
5180MHz	Pass	PK	15.52824G	59.45	74.00	-14.55	3	Horizontal	346	1.49	-
5200MHz	Pass	AV	5.15G	47.91	54.00	-6.09	3	Vertical	339	1.50	-
5200MHz	Pass	AV	5.196G	101.89	Inf	-Inf	3	Vertical	339	1.50	-
5200MHz	Pass	PK	5.1496G	61.59	74.00	-12.41	3	Vertical	339	1.50	-
5200MHz	Pass	PK	5.1956G	112.74	Inf	-Inf	3	Vertical	339	1.50	-
5200MHz	Pass	AV	5.1492G	53.56	54.00	-0.44	3	Horizontal	349	1.50	-
5200MHz	Pass	AV	5.1912G	109.81	Inf	-Inf	3	Horizontal	349	1.50	-
5200MHz	Pass	PK	5.1476G	67.40	74.00	-6.60	3	Horizontal	349	1.50	-
5200MHz	Pass	PK	5.192G	119.20	Inf	-Inf	3	Horizontal	349	1.50	-
5200MHz	Pass	AV	15.60732G	47.30	54.00	-6.70	3	Vertical	94	1.50	-
5200MHz	Pass	PK	3.46671G	48.40	68.20	-19.80	3	Vertical	334	1.03	-
5200MHz	Pass	PK	10.40534G	60.02	68.20	-8.18	3	Vertical	82	2.83	-
5200MHz	Pass	PK	15.61086G	60.45	74.00	-13.55	3	Vertical	94	1.50	-
5200MHz	Pass	AV	15.60126G	53.15	54.00	-0.85	3	Horizontal	332	1.50	-
5200MHz	Pass	PK	3.46673G	49.99	68.20	-18.21	3	Horizontal	344	2.06	-
5200MHz	Pass	PK	10.40132G	59.28	68.20	-8.92	3	Horizontal	22	1.49	-
5200MHz	Pass	PK	15.5973G	67.12	74.00	-6.88	3	Horizontal	332	1.50	-
5240MHz	Pass	AV	5.1482G	46.90	54.00	-7.10	3	Vertical	292	2.44	-
5240MHz	Pass	AV	5.2478G	105.85	Inf	-Inf	3	Vertical	292	2.44	-
5240MHz	Pass	AV	5.35G	44.38	54.00	-9.62	3	Vertical	292	2.44	-
5240MHz	Pass	PK	5.1494G	58.92	74.00	-15.08	3	Vertical	292	2.44	-
5240MHz	Pass	PK	5.246G	115.94	Inf	-Inf	3	Vertical	292	2.44	-
5240MHz	Pass	PK	5.3882G	56.17	74.00	-17.83	3	Vertical	292	2.44	-
5240MHz	Pass	AV	5.1452G	49.05	54.00	-4.95	3	Horizontal	9	1.84	-
5240MHz	Pass	AV	5.2424G	109.18	Inf	-Inf	3	Horizontal	9	1.84	-
5240MHz	Pass	AV	5.35G	46.01	54.00	-7.99	3	Horizontal	9	1.84	-
5240MHz	Pass	PK	5.1488G	61.03	74.00	-12.97	3	Horizontal	9	1.84	-
5240MHz	Pass	PK	5.2448G	120.47	Inf	-Inf	3	Horizontal	9	1.84	-
5240MHz	Pass	PK	5.35G	57.42	74.00	-16.58	3	Horizontal	9	1.84	-
5240MHz	Pass	AV	15.71646G	48.54	54.00	-5.46	3	Vertical	87	1.53	-

Level (dBuV/m) = Raw(Read Level) + AF(Antenna Factor) + CL(Cable Loss) - PA(Preamp Factor)

Mode	Result	Type	Freq (Hz)	Level (dBuV/m)	Limit (dBuV/m)	Margin (dB)	Dist (m)	Condition	Azimuth (°)	Height (m)	Comments
5240MHz	Pass	PK	3.49318G	48.40	68.20	-19.80	3	Vertical	326	1.02	-
5240MHz	Pass	PK	10.4797G	60.20	68.20	-8.00	3	Vertical	76	2.66	-
5240MHz	Pass	PK	15.72276G	61.72	74.00	-12.28	3	Vertical	87	1.53	-
5240MHz	Pass	AV	15.72102G	53.45	54.00	-0.55	3	Horizontal	34	1.50	-
5240MHz	Pass	PK	3.49346G	50.61	68.20	-17.59	3	Horizontal	349	2.16	-
5240MHz	Pass	PK	10.48048G	60.48	68.20	-7.72	3	Horizontal	359	1.44	-
5240MHz	Pass	PK	15.72084G	66.38	74.00	-7.62	3	Horizontal	34	1.50	-
5260MHz	Pass	AV	5.1238G	45.71	54.00	-8.29	3	Vertical	305	3.00	-
5260MHz	Pass	AV	5.2582G	103.92	Inf	-Inf	3	Vertical	305	3.00	-
5260MHz	Pass	AV	5.3524G	45.06	54.00	-8.94	3	Vertical	305	3.00	-
5260MHz	Pass	PK	5.1262G	57.84	74.00	-16.16	3	Vertical	305	3.00	-
5260MHz	Pass	PK	5.2624G	114.68	Inf	-Inf	3	Vertical	305	3.00	-
5260MHz	Pass	PK	5.3662G	57.71	74.00	-16.29	3	Vertical	305	3.00	-
5260MHz	Pass	AV	5.1382G	47.04	54.00	-6.96	3	Horizontal	0	1.72	-
5260MHz	Pass	AV	5.2612G	110.06	Inf	-Inf	3	Horizontal	0	1.72	-
5260MHz	Pass	AV	5.3524G	48.42	54.00	-5.58	3	Horizontal	0	1.72	-
5260MHz	Pass	PK	5.1388G	59.03	74.00	-14.97	3	Horizontal	0	1.72	-
5260MHz	Pass	PK	5.2588G	121.17	Inf	-Inf	3	Horizontal	0	1.72	-
5260MHz	Pass	PK	5.3506G	59.55	74.00	-14.45	3	Horizontal	0	1.72	-
5260MHz	Pass	AV	3.50672G	41.99	54.00	-12.01	3	Vertical	329	1.14	-
5260MHz	Pass	AV	15.78948G	48.57	54.00	-5.43	3	Vertical	98	1.50	-
5260MHz	Pass	PK	3.50653G	47.89	74.00	-26.11	3	Vertical	329	1.14	-
5260MHz	Pass	PK	10.52024G	59.68	68.20	-8.52	3	Vertical	79	2.86	-
5260MHz	Pass	PK	15.78054G	61.71	74.00	-12.29	3	Vertical	98	1.50	-
5260MHz	Pass	AV	3.50671G	47.47	54.00	-6.53	3	Horizontal	347	2.14	-
5260MHz	Pass	AV	15.78108G	53.68	54.00	-0.32	3	Horizontal	333	1.52	-
5260MHz	Pass	PK	3.50668G	50.99	74.00	-23.01	3	Horizontal	347	2.14	-
5260MHz	Pass	PK	10.52024G	60.98	68.20	-7.22	3	Horizontal	21	1.48	-
5260MHz	Pass	PK	15.78336G	66.81	74.00	-7.19	3	Horizontal	333	1.52	-
5300MHz	Pass	AV	5.296G	105.63	Inf	-Inf	3	Vertical	298	1.11	-
5300MHz	Pass	AV	5.3508G	49.67	54.00	-4.33	3	Vertical	298	1.11	-
5300MHz	Pass	PK	5.2956G	116.02	Inf	-Inf	3	Vertical	298	1.11	-
5300MHz	Pass	PK	5.3528G	64.20	74.00	-9.80	3	Vertical	298	1.11	-
5300MHz	Pass	AV	5.2924G	109.55	Inf	-Inf	3	Horizontal	359	1.77	-
5300MHz	Pass	AV	5.35G	53.16	54.00	-0.84	3	Horizontal	359	1.77	-
5300MHz	Pass	PK	5.2928G	120.63	Inf	-Inf	3	Horizontal	359	1.77	-
5300MHz	Pass	PK	5.3548G	67.66	74.00	-6.34	3	Horizontal	359	1.77	-
5300MHz	Pass	AV	3.53336G	42.26	54.00	-11.74	3	Vertical	310	1.00	-
5300MHz	Pass	AV	10.60084G	47.69	54.00	-6.31	3	Vertical	38	1.52	-
5300MHz	Pass	AV	15.89992G	47.82	54.00	-6.18	3	Vertical	98	1.34	-
5300MHz	Pass	PK	3.53325G	48.14	74.00	-25.86	3	Vertical	310	1.00	-
5300MHz	Pass	PK	10.59974G	60.17	68.20	-8.03	3	Vertical	38	1.52	-
5300MHz	Pass	PK	15.89952G	60.34	74.00	-13.66	3	Vertical	98	1.34	-
5300MHz	Pass	AV	3.53339G	47.74	54.00	-6.26	3	Horizontal	351	2.10	-
5300MHz	Pass	AV	10.60022G	49.63	54.00	-4.37	3	Horizontal	7	1.45	-
5300MHz	Pass	AV	15.8992G	53.64	54.00	-0.36	3	Horizontal	339	1.49	-
5300MHz	Pass	PK	3.53336G	51.23	74.00	-22.77	3	Horizontal	351	2.10	-
5300MHz	Pass	PK	10.60022G	62.17	74.00	-11.83	3	Horizontal	7	1.45	-
5300MHz	Pass	PK	15.8968G	66.82	74.00	-7.18	3	Horizontal	339	1.49	-

Remark :

Level (dBuV/m) = Raw(Read Level) + AF(Antenna Factor) + CL(Cable Loss) - PA(Preamp Factor)

Mode	Result	Type	Freq (Hz)	Level (dBuV/m)	Limit (dBuV/m)	Margin (dB)	Dist (m)	Condition	Azimuth (°)	Height (m)	Comments
5320MHz	Pass	AV	5.3122G	103.57	Inf	-Inf	3	Vertical	35	2.88	-
5320MHz	Pass	AV	5.35G	49.03	54.00	-4.97	3	Vertical	35	2.88	-
5320MHz	Pass	PK	5.3142G	114.30	Inf	-Inf	3	Vertical	35	2.88	-
5320MHz	Pass	PK	5.3502G	64.41	74.00	-9.59	3	Vertical	35	2.88	-
5320MHz	Pass	AV	5.3176G	105.07	Inf	-Inf	3	Horizontal	360	1.69	-
5320MHz	Pass	AV	5.35G	53.56	54.00	-0.44	3	Horizontal	360	1.69	-
5320MHz	Pass	PK	5.3224G	117.64	Inf	-Inf	3	Horizontal	360	1.69	-
5320MHz	Pass	PK	5.3562G	69.36	74.00	-4.64	3	Horizontal	360	1.69	-
5320MHz	Pass	AV	3.54675G	42.00	54.00	-12.00	3	Vertical	308	1.06	-
5320MHz	Pass	AV	10.64025G	42.79	54.00	-11.21	3	Vertical	77	2.34	-
5320MHz	Pass	AV	15.96049G	43.59	54.00	-10.41	3	Vertical	186	1.50	-
5320MHz	Pass	PK	3.54677G	47.91	74.00	-26.09	3	Vertical	308	1.06	-
5320MHz	Pass	PK	10.63989G	55.81	74.00	-18.19	3	Vertical	77	2.34	-
5320MHz	Pass	PK	15.96025G	56.65	74.00	-17.35	3	Vertical	186	1.50	-
5320MHz	Pass	AV	3.5467G	47.76	54.00	-6.24	3	Horizontal	350	1.56	-
5320MHz	Pass	AV	10.64056G	42.86	54.00	-11.14	3	Horizontal	228	2.27	-
5320MHz	Pass	AV	15.96042G	43.41	54.00	-10.59	3	Horizontal	208	1.50	-
5320MHz	Pass	PK	3.54672G	51.30	74.00	-22.70	3	Horizontal	350	1.56	-
5320MHz	Pass	PK	10.63959G	55.41	74.00	-18.59	3	Horizontal	228	2.27	-
5320MHz	Pass	PK	15.97284G	56.32	74.00	-17.68	3	Horizontal	208	1.50	-
5500MHz	Pass	AV	5.459G	45.63	54.00	-8.37	3	Vertical	35	2.60	-
5500MHz	Pass	AV	5.496G	100.82	Inf	-Inf	3	Vertical	35	2.60	-
5500MHz	Pass	PK	5.4666G	65.28	68.20	-2.92	3	Vertical	35	2.60	-
5500MHz	Pass	PK	5.5084G	112.58	Inf	-Inf	3	Vertical	35	2.60	-
5500MHz	Pass	AV	5.46G	46.49	54.00	-7.51	3	Horizontal	26	1.49	-
5500MHz	Pass	AV	5.4938G	103.13	Inf	-Inf	3	Horizontal	26	1.49	-
5500MHz	Pass	PK	5.467G	67.67	68.20	-0.53	3	Horizontal	26	1.49	-
5500MHz	Pass	PK	5.4942G	114.34	Inf	-Inf	3	Horizontal	26	1.49	-
5500MHz	Pass	AV	3.66674G	41.89	54.00	-12.11	3	Vertical	321	1.21	-
5500MHz	Pass	AV	10.99969G	45.65	54.00	-8.35	3	Vertical	1	1.50	-
5500MHz	Pass	PK	3.66659G	47.82	74.00	-26.18	3	Vertical	321	1.21	-
5500MHz	Pass	PK	10.99857G	58.67	74.00	-15.33	3	Vertical	1	1.50	-
5500MHz	Pass	PK	16.49935G	59.70	68.20	-8.50	3	Vertical	349	1.50	-
5500MHz	Pass	AV	3.66672G	48.58	54.00	-5.42	3	Horizontal	348	1.49	-
5500MHz	Pass	AV	11.00072G	49.30	54.00	-4.70	3	Horizontal	62	2.44	-
5500MHz	Pass	PK	3.6667G	51.89	74.00	-22.11	3	Horizontal	348	1.49	-
5500MHz	Pass	PK	11.00125G	62.65	74.00	-11.35	3	Horizontal	62	2.44	-
5500MHz	Pass	PK	16.50241G	59.04	68.20	-9.16	3	Horizontal	71	1.50	-
5580MHz	Pass	AV	5.433G	44.90	54.00	-9.10	3	Vertical	39	1.99	-
5580MHz	Pass	AV	5.5854G	104.37	Inf	-Inf	3	Vertical	39	1.99	-
5580MHz	Pass	PK	5.4642G	57.24	68.20	-10.96	3	Vertical	39	1.99	-
5580MHz	Pass	PK	5.5884G	115.77	Inf	-Inf	3	Vertical	39	1.99	-
5580MHz	Pass	PK	5.7264G	57.00	68.20	-11.20	3	Vertical	39	1.99	-
5580MHz	Pass	AV	5.4462G	45.15	54.00	-8.85	3	Horizontal	330	1.50	-
5580MHz	Pass	AV	5.5722G	105.16	Inf	-Inf	3	Horizontal	330	1.50	-
5580MHz	Pass	PK	5.4606G	57.53	68.20	-10.67	3	Horizontal	330	1.50	-
5580MHz	Pass	PK	5.571G	115.08	Inf	-Inf	3	Horizontal	330	1.50	-
5580MHz	Pass	PK	5.727G	57.42	68.20	-10.78	3	Horizontal	330	1.50	-
5580MHz	Pass	AV	4.18505G	46.54	54.00	-7.46	3	Vertical	332	2.08	-

Remark :

Level (dBuV/m) = Raw(Read Level) + AF(Antenna Factor) + CL(Cable Loss) - PA(Preamp Factor)

Mode	Result	Type	Freq (Hz)	Level (dBuV/m)	Limit (dBuV/m)	Margin (dB)	Dist (m)	Condition	Azimuth (°)	Height (m)	Comments
5580MHz	Pass	AV	11.15952G	47.11	54.00	-6.89	3	Vertical	13	2.09	-
5580MHz	Pass	PK	4.18496G	50.81	74.00	-23.19	3	Vertical	332	2.08	-
5580MHz	Pass	PK	11.1618G	60.47	74.00	-13.53	3	Vertical	13	2.09	-
5580MHz	Pass	PK	16.73664G	62.21	68.20	-5.99	3	Vertical	24	2.64	-
5580MHz	Pass	AV	4.18505G	48.92	54.00	-5.08	3	Horizontal	295	1.93	-
5580MHz	Pass	AV	11.15904G	49.52	54.00	-4.48	3	Horizontal	64	2.40	-
5580MHz	Pass	PK	4.18506G	52.38	74.00	-21.62	3	Horizontal	295	1.93	-
5580MHz	Pass	PK	11.15754G	62.38	74.00	-11.62	3	Horizontal	64	2.40	-
5580MHz	Pass	PK	16.7367G	67.66	68.20	-0.54	3	Horizontal	342	1.50	-
5700MHz	Pass	AV	5.7068G	95.90	Inf	-Inf	3	Vertical	72	2.01	-
5700MHz	Pass	PK	5.7084G	108.66	Inf	-Inf	3	Vertical	72	2.01	-
5700MHz	Pass	PK	5.7256G	62.37	68.20	-5.83	3	Vertical	72	2.01	-
5700MHz	Pass	AV	5.6908G	100.47	Inf	-Inf	3	Horizontal	27	1.56	-
5700MHz	Pass	PK	5.6944G	112.01	Inf	-Inf	3	Horizontal	27	1.56	-
5700MHz	Pass	PK	5.7252G	68.00	68.20	-0.20	3	Horizontal	27	1.56	-
5700MHz	Pass	AV	3.80004G	40.97	54.00	-13.03	3	Vertical	17	1.92	-
5700MHz	Pass	AV	11.40089G	47.31	54.00	-6.69	3	Vertical	40	2.86	-
5700MHz	Pass	PK	3.80004G	47.48	74.00	-26.52	3	Vertical	17	1.92	-
5700MHz	Pass	PK	11.40069G	60.43	74.00	-13.57	3	Vertical	40	2.86	-
5700MHz	Pass	PK	17.1009G	61.80	68.20	-6.40	3	Vertical	51	1.63	-
5700MHz	Pass	AV	3.80004G	47.16	54.00	-6.84	3	Horizontal	343	2.15	-
5700MHz	Pass	AV	11.40042G	51.08	54.00	-2.92	3	Horizontal	70	2.07	-
5700MHz	Pass	PK	3.80011G	50.90	74.00	-23.10	3	Horizontal	343	2.15	-
5700MHz	Pass	PK	11.39755G	64.85	74.00	-9.15	3	Horizontal	70	2.07	-
5700MHz	Pass	PK	17.09906G	62.01	68.20	-6.19	3	Horizontal	180	1.00	-
5720MHz Straddle 5.47-5.725GHz	Pass	AV	5.4296G	44.51	54.00	-9.49	3	Vertical	73	1.50	-
5720MHz Straddle 5.47-5.725GHz	Pass	AV	5.7104G	98.34	Inf	-Inf	3	Vertical	73	1.50	-
5720MHz Straddle 5.47-5.725GHz	Pass	PK	5.462G	56.03	68.20	-12.17	3	Vertical	73	1.50	-
5720MHz Straddle 5.47-5.725GHz	Pass	PK	5.7128G	107.65	Inf	-Inf	3	Vertical	73	1.50	-
5720MHz Straddle 5.47-5.725GHz	Pass	PK	5.936G	58.84	68.20	-9.36	3	Vertical	73	1.50	-
5720MHz Straddle 5.47-5.725GHz	Pass	AV	5.438G	45.19	54.00	-8.81	3	Horizontal	28	1.55	-
5720MHz Straddle 5.47-5.725GHz	Pass	AV	5.7176G	103.12	Inf	-Inf	3	Horizontal	28	1.55	-
5720MHz Straddle 5.47-5.725GHz	Pass	PK	5.4644G	56.97	68.20	-11.23	3	Horizontal	28	1.55	-
5720MHz Straddle 5.47-5.725GHz	Pass	PK	5.7224G	113.93	Inf	-Inf	3	Horizontal	28	1.55	-
5720MHz Straddle 5.47-5.725GHz	Pass	PK	5.8976G	58.42	68.20	-9.78	3	Horizontal	28	1.55	-
5720MHz Straddle 5.47-5.725GHz	Pass	AV	3.81335G	44.38	54.00	-9.62	3	Vertical	318	2.73	-
5720MHz Straddle 5.47-5.725GHz	Pass	AV	11.43982G	48.25	54.00	-5.75	3	Vertical	34	1.86	-
5720MHz Straddle 5.47-5.725GHz	Pass	PK	3.81335G	49.58	74.00	-24.42	3	Vertical	318	2.73	-
5720MHz Straddle 5.47-5.725GHz	Pass	PK	11.44588G	60.79	74.00	-13.21	3	Vertical	34	1.86	-
5720MHz Straddle 5.47-5.725GHz	Pass	PK	17.15562G	63.07	68.20	-5.13	3	Vertical	332	1.86	-
5720MHz Straddle 5.47-5.725GHz	Pass	AV	3.81337G	47.50	54.00	-6.50	3	Horizontal	354	1.13	-
5720MHz Straddle 5.47-5.725GHz	Pass	AV	11.4388G	53.85	54.00	-0.15	3	Horizontal	69	1.45	-
5720MHz Straddle 5.47-5.725GHz	Pass	PK	3.81343G	50.91	74.00	-23.09	3	Horizontal	354	1.13	-
5720MHz Straddle 5.47-5.725GHz	Pass	PK	11.44084G	66.24	74.00	-7.76	3	Horizontal	69	1.45	-
5720MHz Straddle 5.47-5.725GHz	Pass	PK	17.15196G	64.63	68.20	-3.57	3	Horizontal	333	1.50	-
5745MHz	Pass	AV	5.7522G	98.68	Inf	-Inf	3	Vertical	358	1.54	-
5745MHz	Pass	PK	5.5794G	58.04	68.20	-10.16	3	Vertical	358	1.54	-
5745MHz	Pass	PK	5.7534G	109.15	Inf	-Inf	3	Vertical	358	1.54	-
5745MHz	Pass	PK	5.931G	58.29	68.20	-9.91	3	Vertical	358	1.54	-

Remark :

Level (dBuV/m) = Raw(Read Level) + AF(Antenna Factor) + CL(Cable Loss) - PA(Preamp Factor)

Mode	Result	Type	Freq (Hz)	Level (dBuV/m)	Limit (dBuV/m)	Margin (dB)	Dist (m)	Condition	Azimuth (°)	Height (m)	Comments
5745MHz	Pass	AV	5.7486G	102.03	Inf	-Inf	3	Horizontal	340	1.46	-
5745MHz	Pass	PK	5.6502G	58.70	68.35	-9.65	3	Horizontal	340	1.46	-
5745MHz	Pass	PK	5.7474G	114.32	Inf	-Inf	3	Horizontal	340	1.46	-
5745MHz	Pass	PK	5.973G	57.95	68.20	-10.25	3	Horizontal	340	1.46	-
5745MHz	Pass	AV	3.83003G	42.23	54.00	-11.77	3	Vertical	324	1.90	-
5745MHz	Pass	AV	11.48802G	48.31	54.00	-5.69	3	Vertical	345	1.29	-
5745MHz	Pass	PK	3.82994G	47.96	74.00	-26.04	3	Vertical	324	1.90	-
5745MHz	Pass	PK	11.49078G	60.71	74.00	-13.29	3	Vertical	345	1.29	-
5745MHz	Pass	PK	17.24946G	63.21	68.20	-4.99	3	Vertical	222	2.48	-
5745MHz	Pass	AV	3.83005G	47.48	54.00	-6.52	3	Horizontal	354	1.11	-
5745MHz	Pass	AV	11.48976G	53.88	54.00	-0.12	3	Horizontal	35	2.43	-
5745MHz	Pass	PK	3.83007G	51.12	74.00	-22.88	3	Horizontal	354	1.11	-
5745MHz	Pass	PK	11.49078G	66.13	74.00	-7.87	3	Horizontal	35	2.43	-
5745MHz	Pass	PK	17.2434G	63.00	68.20	-5.20	3	Horizontal	105	2.37	-
5785MHz	Pass	AV	5.7826G	94.10	Inf	-Inf	3	Vertical	360	2.98	-
5785MHz	Pass	PK	5.515G	57.00	68.20	-11.20	3	Vertical	360	2.98	-
5785MHz	Pass	PK	5.7934G	106.28	Inf	-Inf	3	Vertical	360	2.98	-
5785MHz	Pass	PK	5.9566G	57.89	68.20	-10.31	3	Vertical	360	2.98	-
5785MHz	Pass	AV	5.7838G	98.76	Inf	-Inf	3	Horizontal	336	1.50	-
5785MHz	Pass	PK	5.6134G	57.84	68.20	-10.36	3	Horizontal	336	1.50	-
5785MHz	Pass	PK	5.779G	110.23	Inf	-Inf	3	Horizontal	336	1.50	-
5785MHz	Pass	PK	5.947G	58.04	68.20	-10.16	3	Horizontal	336	1.50	-
5785MHz	Pass	AV	3.85674G	42.12	54.00	-11.88	3	Vertical	360	1.00	-
5785MHz	Pass	AV	11.56994G	48.11	54.00	-5.89	3	Vertical	345	1.50	-
5785MHz	Pass	PK	3.85678G	48.11	74.00	-25.89	3	Vertical	360	1.00	-
5785MHz	Pass	PK	11.573G	61.56	74.00	-12.44	3	Vertical	345	1.50	-
5785MHz	Pass	PK	17.3592G	64.04	68.20	-4.16	3	Vertical	78	2.19	-
5785MHz	Pass	AV	3.8567G	47.37	54.00	-6.63	3	Horizontal	347	1.78	-
5785MHz	Pass	AV	11.56868G	53.90	54.00	-0.10	3	Horizontal	37	1.50	-
5785MHz	Pass	PK	3.85661G	51.38	74.00	-22.62	3	Horizontal	347	1.78	-
5785MHz	Pass	PK	11.56982G	66.99	74.00	-7.01	3	Horizontal	37	1.50	-
5785MHz	Pass	PK	17.36004G	63.62	68.20	-4.58	3	Horizontal	293	1.93	-
5825MHz	Pass	AV	5.8166G	91.73	Inf	-Inf	3	Vertical	38	1.52	-
5825MHz	Pass	PK	5.567G	57.19	68.20	-11.01	3	Vertical	38	1.52	-
5825MHz	Pass	PK	5.8202G	104.15	Inf	-Inf	3	Vertical	38	1.52	-
5825MHz	Pass	PK	5.9282G	57.56	68.20	-10.64	3	Vertical	38	1.52	-
5825MHz	Pass	AV	5.8214G	96.76	Inf	-Inf	3	Horizontal	16	1.54	-
5825MHz	Pass	PK	5.6378G	57.65	68.20	-10.55	3	Horizontal	16	1.54	-
5825MHz	Pass	PK	5.8334G	108.40	Inf	-Inf	3	Horizontal	16	1.54	-
5825MHz	Pass	PK	5.9822G	57.91	68.20	-10.29	3	Horizontal	16	1.54	-
5825MHz	Pass	AV	3.88337G	43.19	54.00	-10.81	3	Vertical	321	2.17	-
5825MHz	Pass	AV	11.65048G	47.21	54.00	-6.79	3	Vertical	117	1.94	-
5825MHz	Pass	PK	3.88334G	48.77	74.00	-25.23	3	Vertical	321	2.17	-
5825MHz	Pass	PK	11.64824G	59.76	74.00	-14.24	3	Vertical	117	1.94	-
5825MHz	Pass	PK	17.48856G	64.83	68.20	-3.37	3	Vertical	217	1.02	-
5825MHz	Pass	AV	3.88336G	46.68	54.00	-7.32	3	Horizontal	347	1.95	-
5825MHz	Pass	AV	11.65108G	53.75	54.00	-0.25	3	Horizontal	60	1.63	-
5825MHz	Pass	PK	3.88328G	50.75	74.00	-23.25	3	Horizontal	347	1.95	-
5825MHz	Pass	PK	11.64496G	67.48	74.00	-6.52	3	Horizontal	60	1.63	-

Remark :

Level (dBuV/m) = Raw(Read Level) + AF(Antenna Factor) + CL(Cable Loss) - PA(Preamp Factor)

Mode	Result	Type	Freq (Hz)	Level (dBuV/m)	Limit (dBuV/m)	Margin (dB)	Dist (m)	Condition	Azimuth (°)	Height (m)	Comments
5825MHz	Pass	PK	17.47998G	65.84	68.20	-2.36	3	Horizontal	50	1.11	-
802.11ax HEW40-BF_Nss1,(MCS0)_2TX	-	-	-	-	-	-	-	-	-	-	-
5190MHz	Pass	AV	5.1472G	49.01	54.00	-4.99	3	Vertical	36	2.34	-
5190MHz	Pass	AV	5.1832G	97.11	Inf	-Inf	3	Vertical	36	2.34	-
5190MHz	Pass	PK	5.1488G	66.31	74.00	-7.69	3	Vertical	36	2.34	-
5190MHz	Pass	PK	5.1924G	109.25	Inf	-Inf	3	Vertical	36	2.34	-
5190MHz	Pass	AV	5.15G	53.94	54.00	-0.06	3	Horizontal	11	2.10	-
5190MHz	Pass	AV	5.1756G	100.54	Inf	-Inf	3	Horizontal	11	2.10	-
5190MHz	Pass	PK	5.15G	70.86	74.00	-3.14	3	Horizontal	11	2.10	-
5190MHz	Pass	PK	5.1744G	113.21	Inf	-Inf	3	Horizontal	11	2.10	-
5190MHz	Pass	AV	15.56676G	44.87	54.00	-9.13	3	Vertical	210	1.82	-
5190MHz	Pass	PK	3.45982G	47.63	68.20	-20.57	3	Vertical	343	1.50	-
5190MHz	Pass	PK	10.392G	46.55	68.20	-21.65	3	Vertical	66	1.50	-
5190MHz	Pass	PK	15.5805G	57.25	74.00	-16.75	3	Vertical	210	1.82	-
5190MHz	Pass	AV	15.5646G	44.82	54.00	-9.18	3	Horizontal	46	1.20	-
5190MHz	Pass	PK	3.46006G	49.79	68.20	-18.41	3	Horizontal	340	2.28	-
5190MHz	Pass	PK	10.38066G	56.22	68.20	-11.98	3	Horizontal	183	1.18	-
5190MHz	Pass	PK	15.56292G	57.86	74.00	-16.14	3	Horizontal	46	1.20	-
5230MHz	Pass	AV	5.1492G	50.53	54.00	-3.47	3	Vertical	36	2.69	-
5230MHz	Pass	AV	5.2252G	104.44	Inf	-Inf	3	Vertical	36	2.69	-
5230MHz	Pass	PK	5.15G	64.27	74.00	-9.73	3	Vertical	36	2.69	-
5230MHz	Pass	PK	5.2256G	116.36	Inf	-Inf	3	Vertical	36	2.69	-
5230MHz	Pass	AV	5.1492G	53.91	54.00	-0.09	3	Horizontal	352	1.00	-
5230MHz	Pass	AV	5.2124G	105.55	Inf	-Inf	3	Horizontal	352	1.00	-
5230MHz	Pass	PK	5.1472G	67.19	74.00	-6.81	3	Horizontal	352	1.00	-
5230MHz	Pass	PK	5.2136G	117.72	Inf	-Inf	3	Horizontal	352	1.00	-
5230MHz	Pass	AV	15.69648G	45.70	54.00	-8.30	3	Vertical	84	1.49	-
5230MHz	Pass	PK	3.48666G	47.93	68.20	-20.27	3	Vertical	331	1.03	-
5230MHz	Pass	PK	10.46306G	57.57	68.20	-10.63	3	Vertical	92	1.50	-
5230MHz	Pass	PK	15.69672G	58.99	74.00	-15.01	3	Vertical	84	1.49	-
5230MHz	Pass	AV	15.6882G	47.55	54.00	-6.45	3	Horizontal	328	1.48	-
5230MHz	Pass	PK	3.48669G	49.92	68.20	-18.28	3	Horizontal	347	2.14	-
5230MHz	Pass	PK	10.46408G	58.17	68.20	-10.03	3	Horizontal	19	1.46	-
5230MHz	Pass	PK	15.69804G	60.98	74.00	-13.02	3	Horizontal	328	1.48	-
5270MHz	Pass	AV	5.2756G	104.83	Inf	-Inf	3	Vertical	38	2.52	-
5270MHz	Pass	AV	5.35G	51.09	54.00	-2.91	3	Vertical	38	2.52	-
5270MHz	Pass	PK	5.2752G	116.77	Inf	-Inf	3	Vertical	38	2.52	-
5270MHz	Pass	PK	5.35G	65.64	74.00	-8.36	3	Vertical	38	2.52	-
5270MHz	Pass	AV	5.2804G	106.24	Inf	-Inf	3	Horizontal	349	1.63	-
5270MHz	Pass	AV	5.35G	53.76	54.00	-0.24	3	Horizontal	349	1.63	-
5270MHz	Pass	PK	5.2836G	117.66	Inf	-Inf	3	Horizontal	349	1.63	-
5270MHz	Pass	PK	5.356G	68.60	74.00	-5.40	3	Horizontal	349	1.63	-
5270MHz	Pass	AV	3.51337G	42.30	54.00	-11.70	3	Vertical	326	1.00	-
5270MHz	Pass	AV	15.8148G	45.88	54.00	-8.12	3	Vertical	90	1.49	-
5270MHz	Pass	PK	3.51331G	47.93	74.00	-26.07	3	Vertical	326	1.00	-
5270MHz	Pass	PK	10.53088G	58.82	68.20	-9.38	3	Vertical	70	2.78	-
5270MHz	Pass	PK	15.7999G	58.38	74.00	-15.62	3	Vertical	90	1.49	-
5270MHz	Pass	AV	3.51338G	47.20	54.00	-6.80	3	Horizontal	346	2.05	-
5270MHz	Pass	AV	15.8209G	48.16	54.00	-5.84	3	Horizontal	332	1.50	-

Remark :

Level (dBuV/m) = Raw(Read Level) + AF(Antenna Factor) + CL(Cable Loss) - PA(Preamp Factor)

Mode	Result	Type	Freq (Hz)	Level (dBuV/m)	Limit (dBuV/m)	Margin (dB)	Dist (m)	Condition	Azimuth (°)	Height (m)	Comments
5270MHz	Pass	PK	3.5134G	50.70	74.00	-23.30	3	Horizontal	346	2.05	-
5270MHz	Pass	PK	10.54042G	58.83	68.20	-9.37	3	Horizontal	22	1.50	-
5270MHz	Pass	PK	15.8219G	61.41	74.00	-12.59	3	Horizontal	332	1.50	-
5310MHz	Pass	AV	5.3048G	97.74	Inf	-Inf	3	Vertical	315	1.04	-
5310MHz	Pass	AV	5.35G	53.78	54.00	-0.22	3	Vertical	315	1.04	-
5310MHz	Pass	PK	5.304G	109.88	Inf	-Inf	3	Vertical	315	1.04	-
5310MHz	Pass	PK	5.3508G	70.51	74.00	-3.49	3	Vertical	315	1.04	-
5310MHz	Pass	AV	5.2928G	100.28	Inf	-Inf	3	Horizontal	351	1.53	-
5310MHz	Pass	AV	5.35G	53.70	54.00	-0.30	3	Horizontal	351	1.53	-
5310MHz	Pass	PK	5.3036G	112.35	Inf	-Inf	3	Horizontal	351	1.53	-
5310MHz	Pass	PK	5.3528G	71.39	74.00	-2.61	3	Horizontal	351	1.53	-
5310MHz	Pass	AV	3.54003G	42.12	54.00	-11.88	3	Vertical	307	1.00	-
5310MHz	Pass	AV	10.61838G	43.90	54.00	-10.10	3	Vertical	34	1.26	-
5310MHz	Pass	AV	15.915G	43.74	54.00	-10.26	3	Vertical	224	1.12	-
5310MHz	Pass	PK	3.54005G	48.15	74.00	-25.85	3	Vertical	307	1.00	-
5310MHz	Pass	PK	10.60788G	56.53	74.00	-17.47	3	Vertical	34	1.26	-
5310MHz	Pass	PK	15.9153G	56.33	74.00	-17.67	3	Vertical	224	1.12	-
5310MHz	Pass	AV	3.54006G	47.67	54.00	-6.33	3	Horizontal	348	2.11	-
5310MHz	Pass	AV	10.61832G	45.96	54.00	-8.04	3	Horizontal	76	1.66	-
5310MHz	Pass	AV	15.91704G	43.63	54.00	-10.37	3	Horizontal	298	1.50	-
5310MHz	Pass	PK	3.54012G	51.46	74.00	-22.54	3	Horizontal	348	2.11	-
5310MHz	Pass	PK	10.61988G	59.82	74.00	-14.18	3	Horizontal	76	1.66	-
5310MHz	Pass	PK	15.93864G	55.86	74.00	-18.14	3	Horizontal	298	1.50	-
5510MHz	Pass	AV	5.4576G	45.13	54.00	-8.87	3	Vertical	37	2.01	-
5510MHz	Pass	AV	5.516G	95.08	Inf	-Inf	3	Vertical	37	2.01	-
5510MHz	Pass	PK	5.4668G	62.16	68.20	-6.04	3	Vertical	37	2.01	-
5510MHz	Pass	PK	5.5152G	107.41	Inf	-Inf	3	Vertical	37	2.01	-
5510MHz	Pass	AV	5.4588G	47.00	54.00	-7.00	3	Horizontal	26	1.15	-
5510MHz	Pass	AV	5.5244G	98.42	Inf	-Inf	3	Horizontal	26	1.15	-
5510MHz	Pass	PK	5.4696G	68.07	68.20	-0.13	3	Horizontal	26	1.15	-
5510MHz	Pass	PK	5.5272G	110.60	Inf	-Inf	3	Horizontal	26	1.15	-
5510MHz	Pass	AV	3.6734G	40.98	54.00	-13.02	3	Vertical	328	1.25	-
5510MHz	Pass	AV	11.0182G	44.72	54.00	-9.28	3	Vertical	71	2.68	-
5510MHz	Pass	PK	3.67344G	47.69	74.00	-26.31	3	Vertical	328	1.25	-
5510MHz	Pass	PK	11.001G	58.18	74.00	-15.82	3	Vertical	71	2.68	-
5510MHz	Pass	PK	16.5479G	58.96	68.20	-9.24	3	Vertical	326	1.50	-
5510MHz	Pass	AV	3.67337G	48.56	54.00	-5.44	3	Horizontal	350	1.50	-
5510MHz	Pass	AV	11.02366G	45.77	54.00	-8.23	3	Horizontal	297	1.48	-
5510MHz	Pass	PK	3.67336G	52.04	74.00	-21.96	3	Horizontal	350	1.50	-
5510MHz	Pass	PK	11.03224G	59.39	74.00	-14.61	3	Horizontal	297	1.48	-
5510MHz	Pass	PK	16.5499G	59.16	68.20	-9.04	3	Horizontal	329	1.50	-
5550MHz	Pass	AV	5.4592G	48.00	54.00	-6.00	3	Vertical	36	2.10	-
5550MHz	Pass	AV	5.5428G	101.41	Inf	-Inf	3	Vertical	36	2.10	-
5550MHz	Pass	PK	5.4692G	62.74	68.20	-5.46	3	Vertical	36	2.10	-
5550MHz	Pass	PK	5.5552G	113.79	Inf	-Inf	3	Vertical	36	2.10	-
5550MHz	Pass	AV	5.4596G	52.43	54.00	-1.57	3	Horizontal	30	1.52	-
5550MHz	Pass	AV	5.5448G	103.21	Inf	-Inf	3	Horizontal	30	1.52	-
5550MHz	Pass	PK	5.4648G	68.06	68.20	-0.14	3	Horizontal	30	1.52	-
5550MHz	Pass	PK	5.5448G	115.16	Inf	-Inf	3	Horizontal	30	1.52	-

Remark :

Level (dBuV/m) = Raw(Read Level) + AF(Antenna Factor) + CL(Cable Loss) - PA(Preamp Factor)

Mode	Result	Type	Freq (Hz)	Level (dBuV/m)	Limit (dBuV/m)	Margin (dB)	Dist (m)	Condition	Azimuth (°)	Height (m)	Comments
5550MHz	Pass	AV	4.16258G	45.85	54.00	-8.15	3	Vertical	331	2.10	-
5550MHz	Pass	AV	11.0832G	45.67	54.00	-8.33	3	Vertical	335	1.43	-
5550MHz	Pass	PK	4.16254G	50.10	74.00	-23.90	3	Vertical	331	2.10	-
5550MHz	Pass	PK	11.1001G	59.17	74.00	-14.83	3	Vertical	335	1.43	-
5550MHz	Pass	PK	16.6451G	60.65	68.20	-7.55	3	Vertical	337	3.00	-
5550MHz	Pass	AV	4.16252G	47.63	54.00	-6.37	3	Horizontal	294	1.97	-
5550MHz	Pass	AV	11.099G	47.41	54.00	-6.59	3	Horizontal	293	1.50	-
5550MHz	Pass	PK	4.16258G	51.15	74.00	-22.85	3	Horizontal	294	1.97	-
5550MHz	Pass	PK	11.1001G	61.93	74.00	-12.07	3	Horizontal	293	1.50	-
5550MHz	Pass	PK	16.6538G	62.95	68.20	-5.25	3	Horizontal	64	1.81	-
5670MHz	Pass	AV	5.6526G	101.93	Inf	-Inf	3	Vertical	25	2.84	-
5670MHz	Pass	PK	5.6532G	113.92	Inf	-Inf	3	Vertical	25	2.84	-
5670MHz	Pass	PK	5.7252G	66.55	68.20	-1.65	3	Vertical	25	2.84	-
5670MHz	Pass	AV	5.676G	101.36	Inf	-Inf	3	Horizontal	345	1.52	-
5670MHz	Pass	PK	5.6754G	113.66	Inf	-Inf	3	Horizontal	345	1.52	-
5670MHz	Pass	PK	5.7252G	67.88	68.20	-0.32	3	Horizontal	345	1.52	-
5670MHz	Pass	AV	3.78002G	44.52	54.00	-9.48	3	Vertical	317	2.47	-
5670MHz	Pass	AV	11.3438G	45.69	54.00	-8.31	3	Vertical	45	2.94	-
5670MHz	Pass	PK	3.77998G	49.36	74.00	-24.64	3	Vertical	317	2.47	-
5670MHz	Pass	PK	11.34G	61.33	74.00	-12.67	3	Vertical	45	2.94	-
5670MHz	Pass	PK	17.0072G	61.17	68.20	-7.03	3	Vertical	320	1.50	-
5670MHz	Pass	AV	3.78003G	48.24	54.00	-5.76	3	Horizontal	338	2.18	-
5670MHz	Pass	AV	11.3427G	50.61	54.00	-3.39	3	Horizontal	72	1.59	-
5670MHz	Pass	PK	3.78003G	51.64	74.00	-22.36	3	Horizontal	338	2.18	-
5670MHz	Pass	PK	11.3401G	67.09	74.00	-6.91	3	Horizontal	72	1.59	-
5670MHz	Pass	PK	17.0267G	63.45	68.20	-4.75	3	Horizontal	349	1.39	-
5710MHz Straddle 5.47-5.725GHz	Pass	AV	5.41G	44.81	54.00	-9.19	3	Vertical	41	2.94	-
5710MHz Straddle 5.47-5.725GHz	Pass	AV	5.7052G	102.73	Inf	-Inf	3	Vertical	41	2.94	-
5710MHz Straddle 5.47-5.725GHz	Pass	PK	5.4652G	56.32	68.20	-11.88	3	Vertical	41	2.94	-
5710MHz Straddle 5.47-5.725GHz	Pass	PK	5.704G	114.02	Inf	-Inf	3	Vertical	41	2.94	-
5710MHz Straddle 5.47-5.725GHz	Pass	PK	5.962G	58.09	68.20	-10.11	3	Vertical	41	2.94	-
5710MHz Straddle 5.47-5.725GHz	Pass	AV	5.46G	45.19	54.00	-8.81	3	Horizontal	346	1.90	-
5710MHz Straddle 5.47-5.725GHz	Pass	AV	5.7172G	103.47	Inf	-Inf	3	Horizontal	346	1.90	-
5710MHz Straddle 5.47-5.725GHz	Pass	PK	5.4652G	57.24	68.20	-10.96	3	Horizontal	346	1.90	-
5710MHz Straddle 5.47-5.725GHz	Pass	PK	5.7172G	114.29	Inf	-Inf	3	Horizontal	346	1.90	-
5710MHz Straddle 5.47-5.725GHz	Pass	PK	5.8804G	58.98	68.20	-9.22	3	Horizontal	346	1.90	-
5710MHz Straddle 5.47-5.725GHz	Pass	AV	3.80672G	40.90	54.00	-13.10	3	Vertical	15	1.93	-
5710MHz Straddle 5.47-5.725GHz	Pass	AV	11.4046G	48.14	54.00	-5.86	3	Vertical	4	2.06	-
5710MHz Straddle 5.47-5.725GHz	Pass	PK	3.80662G	47.44	74.00	-26.56	3	Vertical	15	1.93	-
5710MHz Straddle 5.47-5.725GHz	Pass	PK	11.4201G	63.00	74.00	-11.00	3	Vertical	4	2.06	-
5710MHz Straddle 5.47-5.725GHz	Pass	PK	17.1255G	67.60	68.20	-0.60	3	Vertical	339	2.68	-
5710MHz Straddle 5.47-5.725GHz	Pass	AV	3.80669G	47.02	54.00	-6.98	3	Horizontal	357	1.00	-
5710MHz Straddle 5.47-5.725GHz	Pass	AV	11.4176G	51.98	54.00	-2.02	3	Horizontal	72	1.49	-
5710MHz Straddle 5.47-5.725GHz	Pass	PK	3.80675G	50.67	74.00	-23.33	3	Horizontal	357	1.00	-
5710MHz Straddle 5.47-5.725GHz	Pass	PK	11.42G	68.47	74.00	-5.53	3	Horizontal	72	1.49	-
5710MHz Straddle 5.47-5.725GHz	Pass	PK	17.1227G	68.08	68.20	-0.12	3	Horizontal	353	1.50	-
5755MHz	Pass	AV	5.7502G	102.71	Inf	-Inf	3	Vertical	39	3.00	-
5755MHz	Pass	PK	5.6506G	63.53	68.64	-5.11	3	Vertical	39	3.00	-
5755MHz	Pass	PK	5.7538G	114.45	Inf	-Inf	3	Vertical	39	3.00	-

Remark :

Level (dBuV/m) = Raw(Read Level) + AF(Antenna Factor) + CL(Cable Loss) - PA(Preamp Factor)

Mode	Result	Type	Freq (Hz)	Level (dBuV/m)	Limit (dBuV/m)	Margin (dB)	Dist (m)	Condition	Azimuth (°)	Height (m)	Comments
5755MHz	Pass	PK	5.9266G	58.39	68.20	-9.81	3	Vertical	39	3.00	-
5755MHz	Pass	AV	5.749G	104.03	Inf	-Inf	3	Horizontal	33	1.87	-
5755MHz	Pass	PK	5.6482G	62.10	68.20	-6.10	3	Horizontal	33	1.87	-
5755MHz	Pass	PK	5.7598G	115.48	Inf	-Inf	3	Horizontal	33	1.87	-
5755MHz	Pass	PK	5.9326G	59.23	68.20	-8.97	3	Horizontal	33	1.87	-
5755MHz	Pass	AV	3.83673G	39.82	54.00	-14.18	3	Vertical	17	1.90	-
5755MHz	Pass	AV	11.5071G	47.17	54.00	-6.83	3	Vertical	345	1.23	-
5755MHz	Pass	PK	3.83654G	46.76	74.00	-27.24	3	Vertical	17	1.90	-
5755MHz	Pass	PK	11.5102G	62.15	74.00	-11.85	3	Vertical	345	1.23	-
5755MHz	Pass	PK	17.2586G	65.39	68.20	-2.81	3	Vertical	329	1.55	-
5755MHz	Pass	AV	3.83669G	46.37	54.00	-7.63	3	Horizontal	354	1.22	-
5755MHz	Pass	AV	11.4907G	49.03	54.00	-4.97	3	Horizontal	34	1.50	-
5755MHz	Pass	PK	3.83672G	50.31	74.00	-23.69	3	Horizontal	354	1.22	-
5755MHz	Pass	PK	11.5171G	63.79	74.00	-10.21	3	Horizontal	34	1.50	-
5755MHz	Pass	PK	17.2561G	67.80	68.20	-0.40	3	Horizontal	333	1.50	-
5795MHz	Pass	AV	5.7806G	100.14	Inf	-Inf	3	Vertical	41	3.00	-
5795MHz	Pass	PK	5.6174G	57.75	68.20	-10.45	3	Vertical	41	3.00	-
5795MHz	Pass	PK	5.7794G	111.22	Inf	-Inf	3	Vertical	41	3.00	-
5795MHz	Pass	PK	5.9834G	57.66	68.20	-10.54	3	Vertical	41	3.00	-
5795MHz	Pass	AV	5.8022G	102.57	Inf	-Inf	3	Horizontal	338	1.57	-
5795MHz	Pass	PK	5.5766G	58.05	68.20	-10.15	3	Horizontal	338	1.57	-
5795MHz	Pass	PK	5.7998G	114.53	Inf	-Inf	3	Horizontal	338	1.57	-
5795MHz	Pass	PK	5.957G	58.44	68.20	-9.76	3	Horizontal	338	1.57	-
5795MHz	Pass	AV	3.86336G	39.41	54.00	-14.59	3	Vertical	18	1.46	-
5795MHz	Pass	AV	11.59G	45.80	54.00	-8.20	3	Vertical	343	1.16	-
5795MHz	Pass	PK	3.86324G	46.73	74.00	-27.27	3	Vertical	18	1.46	-
5795MHz	Pass	PK	11.59G	64.24	74.00	-9.76	3	Vertical	343	1.16	-
5795MHz	Pass	PK	17.3973G	66.44	68.20	-1.76	3	Vertical	327	1.49	-
5795MHz	Pass	AV	3.86337G	46.71	54.00	-7.29	3	Horizontal	139	1.95	-
5795MHz	Pass	AV	11.5894G	51.96	54.00	-2.04	3	Horizontal	38	2.12	-
5795MHz	Pass	PK	3.86335G	50.58	74.00	-23.42	3	Horizontal	139	1.95	-
5795MHz	Pass	PK	11.5901G	71.50	74.00	-2.50	3	Horizontal	38	2.12	-
5795MHz	Pass	PK	17.3875G	68.14	68.20	-0.06	3	Horizontal	333	1.50	-
802.11ax HEW80-BF_Nss1,(MCS0)_2TX	-	-	-	-	-	-	-	-	-	-	-
5210MHz	Pass	AV	5.149G	53.18	54.00	-0.82	3	Vertical	34	2.31	-
5210MHz	Pass	AV	5.22G	97.03	Inf	-Inf	3	Vertical	34	2.31	-
5210MHz	Pass	AV	5.35G	44.76	54.00	-9.24	3	Vertical	34	2.31	-
5210MHz	Pass	PK	5.149G	69.25	74.00	-4.75	3	Vertical	34	2.31	-
5210MHz	Pass	PK	5.216G	107.95	Inf	-Inf	3	Vertical	34	2.31	-
5210MHz	Pass	PK	5.388G	56.94	74.00	-17.06	3	Vertical	34	2.31	-
5210MHz	Pass	AV	5.147G	53.76	54.00	-0.24	3	Horizontal	346	1.00	-
5210MHz	Pass	AV	5.213G	99.76	Inf	-Inf	3	Horizontal	346	1.00	-
5210MHz	Pass	AV	5.351G	46.10	54.00	-7.90	3	Horizontal	346	1.00	-
5210MHz	Pass	PK	5.145G	69.25	74.00	-4.75	3	Horizontal	346	1.00	-
5210MHz	Pass	PK	5.213G	110.94	Inf	-Inf	3	Horizontal	346	1.00	-
5210MHz	Pass	PK	5.361G	58.94	74.00	-15.06	3	Horizontal	346	1.00	-
5210MHz	Pass	AV	15.639G	44.47	54.00	-9.53	3	Vertical	75	1.50	-
5210MHz	Pass	PK	3.47336G	47.51	68.20	-20.69	3	Vertical	339	1.33	-
5210MHz	Pass	PK	10.427G	56.44	68.20	-11.76	3	Vertical	87	1.50	-

Level (dBuV/m) = Raw(Read Level) + AF(Antenna Factor) + CL(Cable Loss) - PA(Preamp Factor)

Mode	Result	Type	Freq (Hz)	Level (dBuV/m)	Limit (dBuV/m)	Margin (dB)	Dist (m)	Condition	Azimuth (°)	Height (m)	Comments
5210MHz	Pass	PK	15.675G	58.59	74.00	-15.41	3	Vertical	75	1.50	-
5210MHz	Pass	AV	15.6498G	44.51	54.00	-9.49	3	Horizontal	264	1.50	-
5210MHz	Pass	PK	3.47328G	49.39	68.20	-18.81	3	Horizontal	351	2.39	-
5210MHz	Pass	PK	10.4264G	55.84	68.20	-12.36	3	Horizontal	46	1.50	-
5210MHz	Pass	PK	15.6022G	58.10	74.00	-15.90	3	Horizontal	264	1.50	-
5290MHz	Pass	AV	5.145G	45.27	54.00	-8.73	3	Vertical	309	1.00	-
5290MHz	Pass	AV	5.302G	95.44	Inf	-Inf	3	Vertical	309	1.00	-
5290MHz	Pass	AV	5.352G	52.62	54.00	-1.38	3	Vertical	309	1.00	-
5290MHz	Pass	PK	5.116G	59.21	74.00	-14.79	3	Vertical	309	1.00	-
5290MHz	Pass	PK	5.309G	107.82	Inf	-Inf	3	Vertical	309	1.00	-
5290MHz	Pass	PK	5.358G	69.30	74.00	-4.70	3	Vertical	309	1.00	-
5290MHz	Pass	AV	5.148G	46.85	54.00	-7.15	3	Horizontal	347	1.60	-
5290MHz	Pass	AV	5.304G	97.28	Inf	-Inf	3	Horizontal	347	1.60	-
5290MHz	Pass	AV	5.35G	53.93	54.00	-0.07	3	Horizontal	347	1.60	-
5290MHz	Pass	PK	5.145G	60.11	74.00	-13.89	3	Horizontal	347	1.60	-
5290MHz	Pass	PK	5.308G	109.44	Inf	-Inf	3	Horizontal	347	1.60	-
5290MHz	Pass	PK	5.35G	71.00	74.00	-3.00	3	Horizontal	347	1.60	-
5290MHz	Pass	AV	3.5267G	41.30	54.00	-12.70	3	Vertical	311	1.00	-
5290MHz	Pass	AV	15.8508G	43.57	54.00	-10.43	3	Vertical	76	2.88	-
5290MHz	Pass	PK	3.52681G	47.40	74.00	-26.60	3	Vertical	311	1.00	-
5290MHz	Pass	PK	10.5831G	56.70	68.20	-11.50	3	Vertical	38	1.50	-
5290MHz	Pass	PK	15.8549G	56.89	74.00	-17.11	3	Vertical	76	2.88	-
5290MHz	Pass	AV	3.52671G	47.11	54.00	-6.89	3	Horizontal	353	2.08	-
5290MHz	Pass	AV	15.8559G	43.53	54.00	-10.47	3	Horizontal	357	1.50	-
5290MHz	Pass	PK	3.52665G	50.76	74.00	-23.24	3	Horizontal	353	2.08	-
5290MHz	Pass	PK	10.5798G	57.19	68.20	-11.01	3	Horizontal	34	2.46	-
5290MHz	Pass	PK	15.8551G	57.11	74.00	-16.89	3	Horizontal	357	1.50	-
5530MHz	Pass	AV	5.457G	45.91	54.00	-8.09	3	Vertical	33	2.03	-
5530MHz	Pass	AV	5.519G	91.79	Inf	-Inf	3	Vertical	33	2.03	-
5530MHz	Pass	PK	5.468G	64.28	68.20	-3.92	3	Vertical	33	2.03	-
5530MHz	Pass	PK	5.503G	106.63	Inf	-Inf	3	Vertical	33	2.03	-
5530MHz	Pass	PK	5.755G	57.26	68.20	-10.94	3	Vertical	33	2.03	-
5530MHz	Pass	AV	5.46G	48.26	54.00	-5.74	3	Horizontal	18	1.14	-
5530MHz	Pass	AV	5.522G	95.78	Inf	-Inf	3	Horizontal	18	1.14	-
5530MHz	Pass	PK	5.465G	67.81	68.20	-0.39	3	Horizontal	18	1.14	-
5530MHz	Pass	PK	5.523G	109.19	Inf	-Inf	3	Horizontal	18	1.14	-
5530MHz	Pass	PK	5.763G	57.54	68.20	-10.66	3	Horizontal	18	1.14	-
5530MHz	Pass	AV	3.68676G	39.70	54.00	-14.30	3	Vertical	350	1.41	-
5530MHz	Pass	AV	11.07488G	44.20	54.00	-9.80	3	Vertical	42	1.50	-
5530MHz	Pass	PK	3.68656G	47.05	74.00	-26.95	3	Vertical	350	1.41	-
5530MHz	Pass	PK	11.07422G	58.02	74.00	-15.98	3	Vertical	42	1.50	-
5530MHz	Pass	PK	16.60494G	59.94	68.20	-8.26	3	Vertical	332	1.50	-
5530MHz	Pass	AV	3.6867G	48.53	54.00	-5.47	3	Horizontal	350	0.00	-
5530MHz	Pass	AV	11.04722G	44.24	54.00	-9.76	3	Horizontal	143	1.50	-
5530MHz	Pass	PK	3.68664G	51.83	74.00	-22.17	3	Horizontal	350	0.00	-
5530MHz	Pass	PK	11.05946G	57.50	74.00	-16.50	3	Horizontal	143	1.50	-
5530MHz	Pass	PK	16.5984G	59.09	68.20	-9.11	3	Horizontal	284	1.50	-
5610MHz	Pass	AV	5.46G	51.21	54.00	-2.79	3	Vertical	33	2.08	-
5610MHz	Pass	AV	5.597G	98.95	Inf	-Inf	3	Vertical	33	2.08	-

Remark :

Level (dBuV/m) = Raw(Read Level) + AF(Antenna Factor) + CL(Cable Loss) - PA(Preamp Factor)

Mode	Result	Type	Freq (Hz)	Level (dBuV/m)	Limit (dBuV/m)	Margin (dB)	Dist (m)	Condition	Azimuth (°)	Height (m)	Comments
5610MHz	Pass	PK	5.469G	64.57	68.20	-3.63	3	Vertical	33	2.08	-
5610MHz	Pass	PK	5.603G	111.85	Inf	-Inf	3	Vertical	33	2.08	-
5610MHz	Pass	PK	5.727G	67.93	68.20	-0.27	3	Vertical	33	2.08	-
5610MHz	Pass	AV	5.459G	51.12	54.00	-2.88	3	Horizontal	348	1.50	-
5610MHz	Pass	AV	5.617G	99.05	Inf	-Inf	3	Horizontal	348	1.50	-
5610MHz	Pass	PK	5.462G	65.49	68.20	-2.71	3	Horizontal	348	1.50	-
5610MHz	Pass	PK	5.617G	110.57	Inf	-Inf	3	Horizontal	348	1.50	-
5610MHz	Pass	PK	5.728G	64.09	68.20	-4.11	3	Horizontal	348	1.50	-
5610MHz	Pass	AV	3.74004G	44.48	54.00	-9.52	3	Vertical	321	2.88	-
5610MHz	Pass	AV	11.2122G	44.50	54.00	-9.50	3	Vertical	19	2.52	-
5610MHz	Pass	PK	3.74001G	49.34	74.00	-24.66	3	Vertical	321	2.88	-
5610MHz	Pass	PK	11.188G	57.75	74.00	-16.25	3	Vertical	19	2.52	-
5610MHz	Pass	PK	16.8228G	61.05	68.20	-7.15	3	Vertical	326	1.56	-
5610MHz	Pass	AV	3.74004G	49.58	54.00	-4.42	3	Horizontal	344	2.21	-
5610MHz	Pass	AV	11.2278G	45.93	54.00	-8.07	3	Horizontal	2	1.37	-
5610MHz	Pass	PK	3.74003G	52.53	74.00	-21.47	3	Horizontal	344	2.21	-
5610MHz	Pass	PK	11.2358G	59.65	74.00	-14.35	3	Horizontal	2	1.37	-
5610MHz	Pass	PK	16.8388G	62.45	68.20	-5.75	3	Horizontal	347	1.46	-
5690MHz Straddle 5.47-5.725GHz	Pass	AV	5.45G	48.52	54.00	-5.48	3	Vertical	42	2.93	-
5690MHz Straddle 5.47-5.725GHz	Pass	AV	5.6792G	101.39	Inf	-Inf	3	Vertical	42	2.93	-
5690MHz Straddle 5.47-5.725GHz	Pass	PK	5.4632G	60.74	68.20	-7.46	3	Vertical	42	2.93	-
5690MHz Straddle 5.47-5.725GHz	Pass	PK	5.6792G	113.96	Inf	-Inf	3	Vertical	42	2.93	-
5690MHz Straddle 5.47-5.725GHz	Pass	PK	5.8508G	64.96	68.20	-3.24	3	Vertical	42	2.93	-
5690MHz Straddle 5.47-5.725GHz	Pass	AV	5.4584G	51.07	54.00	-2.93	3	Horizontal	25	1.50	-
5690MHz Straddle 5.47-5.725GHz	Pass	AV	5.6828G	101.59	Inf	-Inf	3	Horizontal	25	1.50	-
5690MHz Straddle 5.47-5.725GHz	Pass	PK	5.46G	64.88	68.20	-3.32	3	Horizontal	25	1.50	-
5690MHz Straddle 5.47-5.725GHz	Pass	PK	5.6828G	114.60	Inf	-Inf	3	Horizontal	25	1.50	-
5690MHz Straddle 5.47-5.725GHz	Pass	PK	5.8508G	67.93	68.20	-0.27	3	Horizontal	25	1.50	-
5690MHz Straddle 5.47-5.725GHz	Pass	AV	3.79334G	40.83	54.00	-13.17	3	Vertical	18	1.91	-
5690MHz Straddle 5.47-5.725GHz	Pass	AV	11.3722G	44.14	54.00	-9.86	3	Vertical	331	1.49	-
5690MHz Straddle 5.47-5.725GHz	Pass	PK	3.79338G	47.44	74.00	-26.56	3	Vertical	18	1.91	-
5690MHz Straddle 5.47-5.725GHz	Pass	PK	11.3682G	57.57	74.00	-16.43	3	Vertical	331	1.49	-
5690MHz Straddle 5.47-5.725GHz	Pass	PK	17.0803G	65.39	68.20	-2.81	3	Vertical	324	1.32	-
5690MHz Straddle 5.47-5.725GHz	Pass	AV	3.79334G	47.60	54.00	-6.40	3	Horizontal	344	1.99	-
5690MHz Straddle 5.47-5.725GHz	Pass	AV	11.3828G	47.61	54.00	-6.39	3	Horizontal	75	1.57	-
5690MHz Straddle 5.47-5.725GHz	Pass	PK	3.79324G	51.15	74.00	-22.85	3	Horizontal	344	1.99	-
5690MHz Straddle 5.47-5.725GHz	Pass	PK	11.3824G	60.99	74.00	-13.01	3	Horizontal	75	1.57	-
5690MHz Straddle 5.47-5.725GHz	Pass	PK	17.0913G	67.05	68.20	-1.15	3	Horizontal	352	1.50	-
5775MHz	Pass	AV	5.7666G	100.01	Inf	-Inf	3	Vertical	39	3.00	-
5775MHz	Pass	PK	5.6454G	67.95	68.20	-0.25	3	Vertical	39	3.00	-
5775MHz	Pass	PK	5.7678G	112.58	Inf	-Inf	3	Vertical	39	3.00	-
5775MHz	Pass	PK	5.9262G	63.32	68.20	-4.88	3	Vertical	39	3.00	-
5775MHz	Pass	AV	5.7798G	100.19	Inf	-Inf	3	Horizontal	18	1.50	-
5775MHz	Pass	PK	5.6502G	68.19	68.35	-0.16	3	Horizontal	18	1.50	-
5775MHz	Pass	PK	5.7606G	112.79	Inf	-Inf	3	Horizontal	18	1.50	-
5775MHz	Pass	PK	5.925G	66.16	68.20	-2.04	3	Horizontal	18	1.50	-
5775MHz	Pass	AV	3.85004G	40.35	54.00	-13.65	3	Vertical	17	1.85	-
5775MHz	Pass	AV	11.5946G	46.77	54.00	-7.23	3	Vertical	55	2.97	-
5775MHz	Pass	PK	3.8499G	47.28	74.00	-26.72	3	Vertical	17	1.85	-

Remark :

Level (dBuV/m) = Raw(Read Level) + AF(Antenna Factor) + CL(Cable Loss) - PA(Preamp Factor)

Mode	Result	Type	Freq (Hz)	Level (dBuV/m)	Limit (dBuV/m)	Margin (dB)	Dist (m)	Condition	Azimuth (°)	Height (m)	Comments
5775MHz	Pass	PK	11.5962G	60.04	74.00	-13.96	3	Vertical	55	2.97	-
5775MHz	Pass	PK	17.3402G	63.95	68.20	-4.25	3	Vertical	327	1.50	-
5775MHz	Pass	AV	3.85006G	47.31	54.00	-6.69	3	Horizontal	357	1.00	-
5775MHz	Pass	AV	11.5642G	46.10	54.00	-7.90	3	Horizontal	31	1.50	-
5775MHz	Pass	PK	3.84997G	50.84	74.00	-23.16	3	Horizontal	357	1.00	-
5775MHz	Pass	PK	11.5688G	60.42	74.00	-13.58	3	Horizontal	31	1.50	-
5775MHz	Pass	PK	17.3334G	66.16	68.20	-2.04	3	Horizontal	331	1.50	-

802.11ax HEW20-BF_Nss1,(MCS0)_2TX

5180MHz_TX

18/02/2020

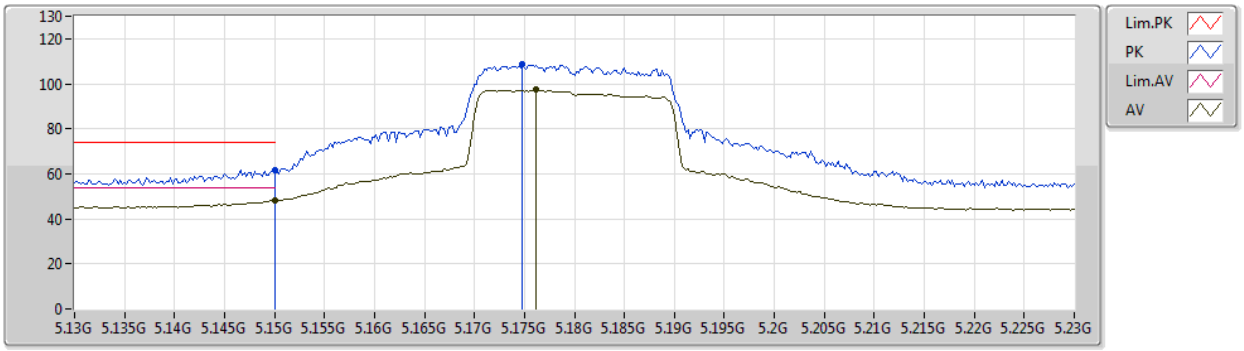

Type	Freq	Level	Limit	Margin	Factor	Dist	Condition	Azimuth	Height	Comment	Raw	AF	CL	PA
	(Hz)	(dBuV/m)	(dBuV/m)	(dB)	(dB)	(m)		(°)	(m)		(dBuV)	(dB)	(dB)	(dB)
AV	5.15G	48.31	54.00	-5.69	4.64	3	Vertical	336	1.52	-	43.67	31.80	6.89	34.05
AV	5.1762G	97.25	Inf	-Inf	4.56	3	Vertical	336	1.52	-	92.69	31.70	6.91	34.05
PK	5.15G	61.80	74.00	-12.20	4.64	3	Vertical	336	1.52	-	57.16	31.80	6.89	34.05
PK	5.1748G	108.98	Inf	-Inf	4.56	3	Vertical	336	1.52	-	104.42	31.70	6.91	34.05

802.11ax HEW20-BF_Nss1,(MCS0)_2TX

5180MHz_TX

18/02/2020

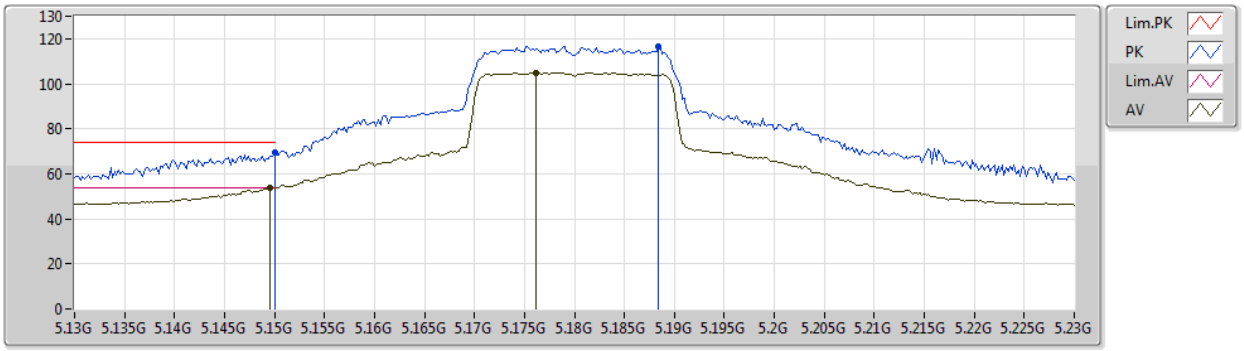

Type	Freq	Level	Limit	Margin	Factor	Dist	Condition	Azimuth	Height	Comment	Raw	AF	CL	PA
	(Hz)	(dBuV/m)	(dBuV/m)	(dB)	(dB)	(m)		(°)	(m)		(dBuV)	(dB)	(dB)	(dB)
AV	5.1496G	53.80	54.00	-0.20	4.64	3	Horizontal	0	1.88	-	49.16	31.80	6.89	34.05
AV	5.1762G	104.86	Inf	-Inf	4.56	3	Horizontal	0	1.88	-	100.30	31.70	6.91	34.05
PK	5.15G	69.37	74.00	-4.63	4.64	3	Horizontal	0	1.88	-	64.73	31.80	6.89	34.05
PK	5.1884G	116.67	Inf	-Inf	4.52	3	Horizontal	0	1.88	-	112.15	31.65	6.92	34.05

802.11ax HEW20-BF_Nss1,(MCS0)_2TX

5180MHz_TX

18/02/2020

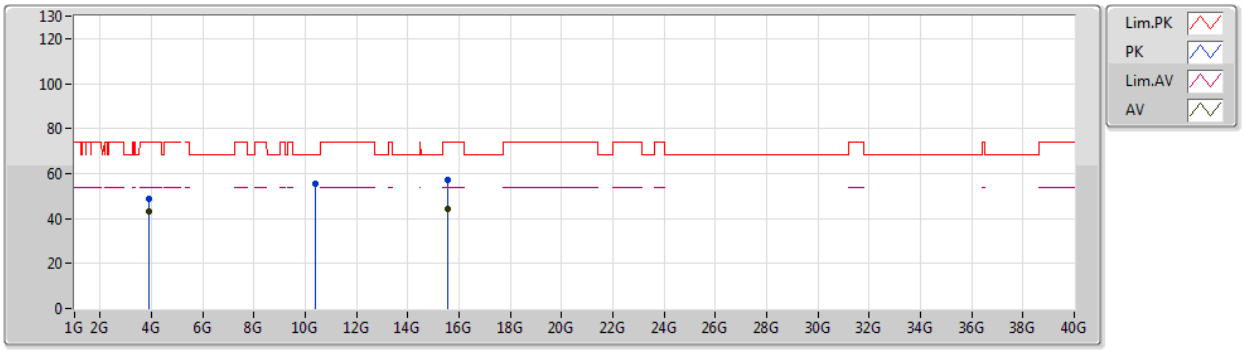

Type	Freq	Level	Limit	Margin	Factor	Dist	Condition	Azimuth	Height	Comment	Raw	AF	CL	PA
	(Hz)	(dBuV/m)	(dBuV/m)	(dB)	(dB)	(m)		(°)	(m)		(dBuV)	(dB)	(dB)	(dB)
AV	3.88507G	43.10	54.00	-10.90	1.60	3	Vertical	321	2.04	-	41.50	29.56	6.04	34.00
AV	15.55488G	44.31	54.00	-9.69	15.47	3	Vertical	69	1.05	-	28.84	38.88	10.62	34.03
PK	3.88505G	48.84	74.00	-25.16	1.60	3	Vertical	321	2.04	-	47.24	29.56	6.04	34.00
PK	10.37098G	55.70	68.20	-12.50	13.98	3	Vertical	159	1.50	-	41.72	39.38	9.14	34.54
PK	15.54354G	57.29	74.00	-16.71	15.53	3	Vertical	69	1.05	-	41.76	38.92	10.62	34.01

802.11ax HEW20-BF_Nss1,(MCS0)_2TX

5180MHz_TX

18/02/2020

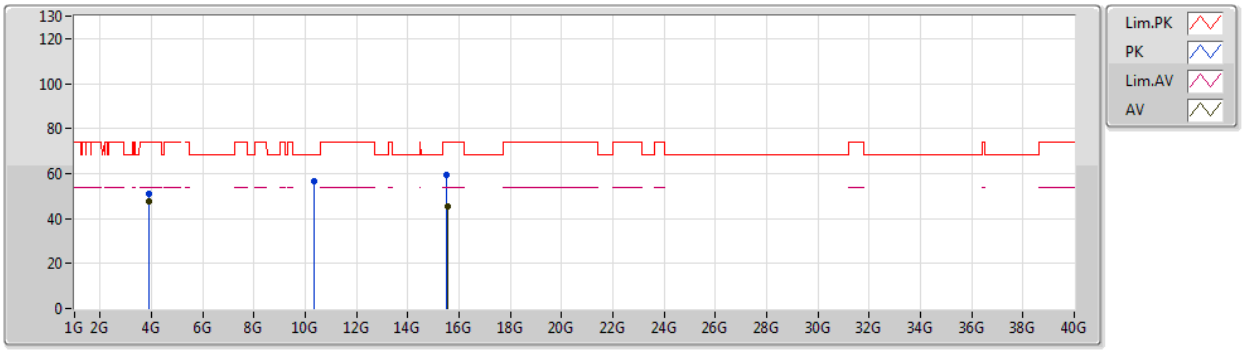

Type	Freq	Level	Limit	Margin	Factor	Dist	Condition	Azimuth	Height	Comment	Raw	AF	CL	PA
	(Hz)	(dBuV/m)	(dBuV/m)	(dB)	(dB)	(m)		(°)	(m)		(dBuV)	(dB)	(dB)	(dB)
AV	3.88506G	47.35	54.00	-6.65	1.60	3	Horizontal	348	2.05	-	45.75	29.56	6.04	34.00
AV	15.5394G	45.11	54.00	-8.89	15.54	3	Horizontal	346	1.49	-	29.57	38.93	10.62	34.01
PK	3.88504G	51.17	74.00	-22.83	1.60	3	Horizontal	348	2.05	-	49.57	29.56	6.04	34.00
PK	10.35538G	56.48	68.20	-11.72	13.94	3	Horizontal	88	1.50	-	42.54	39.36	9.13	34.55
PK	15.52824G	59.45	74.00	-14.55	15.58	3	Horizontal	346	1.49	-	43.87	38.96	10.62	34.00

802.11ax HEW20-BF_Nss1,(MCS0)_2TX

5200MHz_TX

18/02/2020

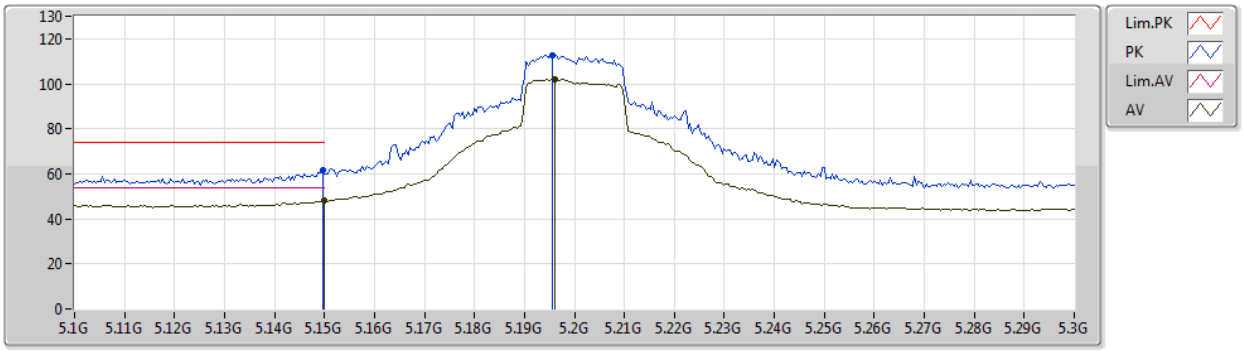

Type	Freq	Level	Limit	Margin	Factor	Dist	Condition	Azimuth	Height	Comment	Raw	AF	CL	PA
	(Hz)	(dBuV/m)	(dBuV/m)	(dB)	(dB)	(m)		(°)	(m)		(dBuV)	(dB)	(dB)	(dB)
AV	5.15G	47.91	54.00	-6.09	4.64	3	Vertical	339	1.50	-	43.27	31.80	6.89	34.05
AV	5.196G	101.89	Inf	-Inf	4.49	3	Vertical	339	1.50	-	97.40	31.62	6.92	34.05
PK	5.1496G	61.59	74.00	-12.41	4.64	3	Vertical	339	1.50	-	56.95	31.80	6.89	34.05
PK	5.1956G	112.74	Inf	-Inf	4.49	3	Vertical	339	1.50	-	108.25	31.62	6.92	34.05

802.11ax HEW20-BF_Nss1,(MCS0)_2TX

5200MHz_TX

18/02/2020

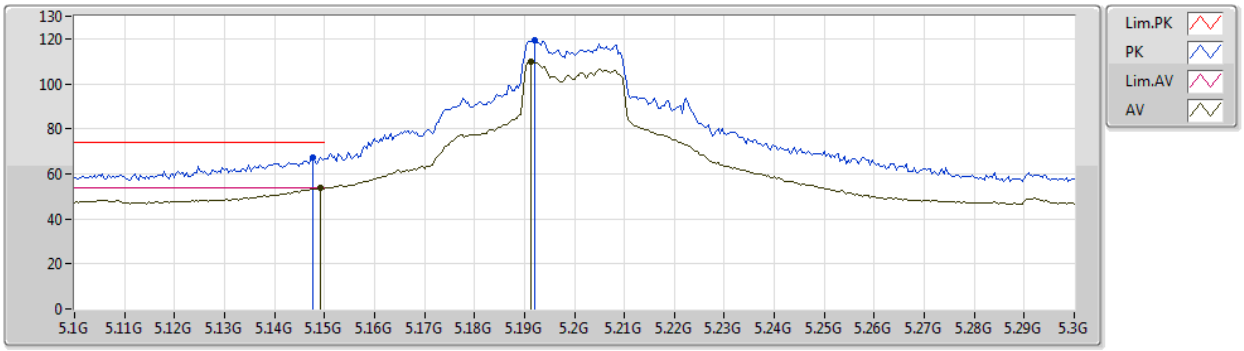

Type	Freq	Level	Limit	Margin	Factor	Dist	Condition	Azimuth	Height	Comment	Raw	AF	CL	PA
	(Hz)	(dBuV/m)	(dBuV/m)	(dB)	(dB)	(m)		(°)	(m)		(dBuV)	(dB)	(dB)	(dB)
AV	5.1492G	53.56	54.00	-0.44	4.64	3	Horizontal	349	1.50	-	48.92	31.80	6.89	34.05
AV	5.1912G	109.81	Inf	-Inf	4.51	3	Horizontal	349	1.50	-	105.30	31.64	6.92	34.05
PK	5.1476G	67.40	74.00	-6.60	4.65	3	Horizontal	349	1.50	-	62.75	31.81	6.89	34.05
PK	5.192G	119.20	Inf	-Inf	4.50	3	Horizontal	349	1.50	-	114.70	31.63	6.92	34.05

802.11ax HEW20-BF_Nss1,(MCS0)_2TX

5200MHz_TX

18/02/2020

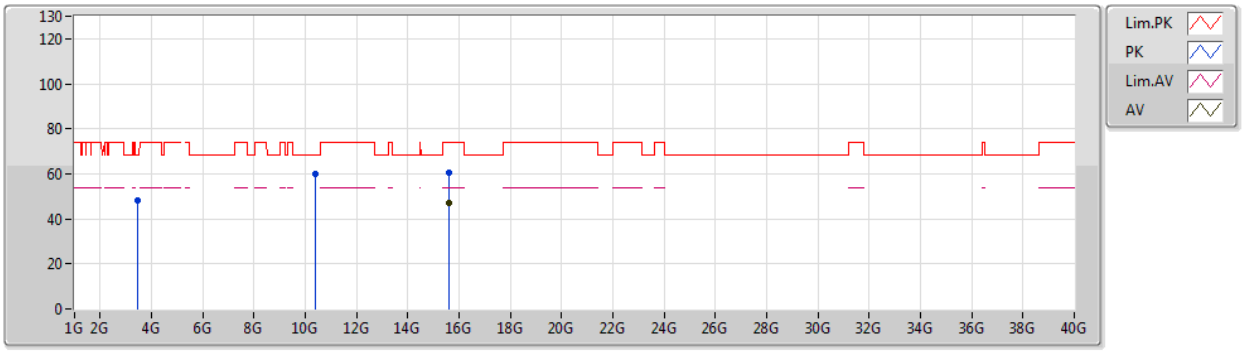

Type	Freq	Level	Limit	Margin	Factor	Dist	Condition	Azimuth	Height	Comment	Raw	AF	CL	PA
	(Hz)	(dBuV/m)	(dBuV/m)	(dB)	(dB)	(m)		(°)	(m)		(dBuV)	(dB)	(dB)	(dB)
AV	15.60732G	47.30	54.00	-6.70	15.28	3	Vertical	94	1.50	-	32.02	38.72	10.64	34.08
PK	3.46671G	48.40	68.20	-19.80	0.25	3	Vertical	334	1.03	-	48.15	28.53	5.74	34.02
PK	10.40534G	60.02	68.20	-8.18	14.07	3	Vertical	82	2.83	-	45.95	39.43	9.16	34.52
PK	15.61086G	60.45	74.00	-13.55	15.27	3	Vertical	94	1.50	-	45.18	38.71	10.64	34.08

802.11ax HEW20-BF_Nss1,(MCS0)_2TX

5200MHz_TX

18/02/2020

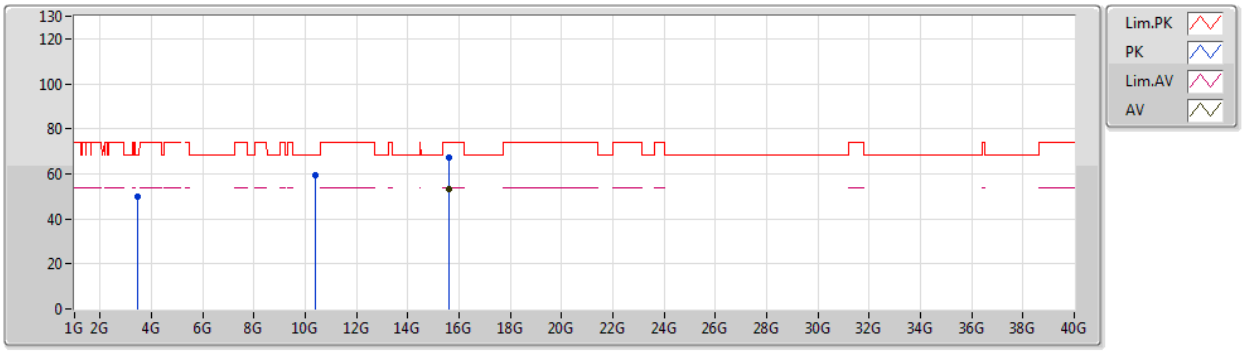

Type	Freq	Level	Limit	Margin	Factor	Dist	Condition	Azimuth	Height	Comment	Raw	AF	CL	PA
	(Hz)	(dBuV/m)	(dBuV/m)	(dB)	(dB)	(m)		(°)	(m)		(dBuV)	(dB)	(dB)	(dB)
AV	15.60126G	53.15	54.00	-0.85	15.31	3	Horizontal	332	1.50	-	37.84	38.74	10.64	34.07
PK	3.46673G	49.99	68.20	-18.21	0.25	3	Horizontal	344	2.06	-	49.74	28.53	5.74	34.02
PK	10.40132G	59.28	68.20	-8.92	14.06	3	Horizontal	22	1.49	-	45.22	39.42	9.16	34.52
PK	15.5973G	67.12	74.00	-6.88	15.32	3	Horizontal	332	1.50	-	51.80	38.75	10.64	34.07

802.11ax HEW20-BF_Nss1,(MCS0)_2TX

5240MHz_TX

18/02/2020

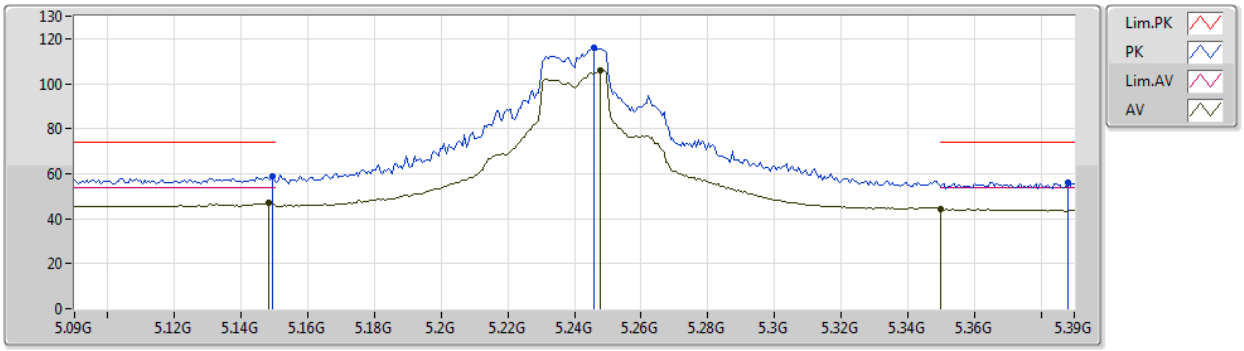

Type	Freq	Level	Limit	Margin	Factor	Dist	Condition	Azimuth	Height	Comment	Raw	AF	CL	PA
	(Hz)	(dBuV/m)	(dBuV/m)	(dB)	(dB)	(m)		(°)	(m)		(dBuV)	(dB)	(dB)	(dB)
AV	5.1482G	46.90	54.00	-7.10	4.65	3	Vertical	292	2.44	-	42.25	31.81	6.89	34.05
AV	5.2478G	105.85	Inf	-Inf	4.31	3	Vertical	292	2.44	-	101.54	31.41	6.95	34.05
AV	5.35G	44.38	54.00	-9.62	4.28	3	Vertical	292	2.44	-	40.10	31.35	6.99	34.06
PK	5.1494G	58.92	74.00	-15.08	4.64	3	Vertical	292	2.44	-	54.28	31.80	6.89	34.05
PK	5.246G	115.94	Inf	-Inf	4.31	3	Vertical	292	2.44	-	111.63	31.42	6.94	34.05
PK	5.3882G	56.17	74.00	-17.83	4.41	3	Vertical	292	2.44	-	51.76	31.46	7.01	34.06

802.11ax HEW20-BF_Nss1,(MCS0)_2TX

5240MHz_TX

18/02/2020

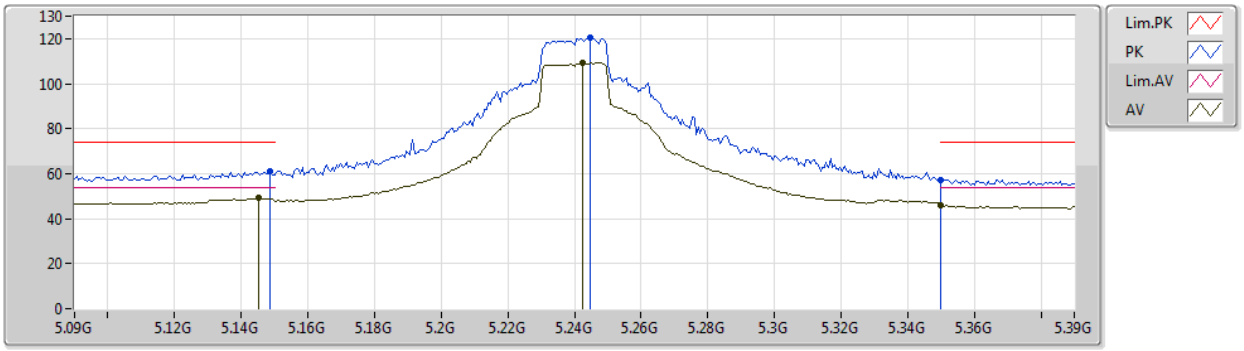

Type	Freq	Level	Limit	Margin	Factor	Dist	Condition	Azimuth	Height	Comment	Raw	AF	CL	PA
	(Hz)	(dBuV/m)	(dBuV/m)	(dB)	(dB)	(m)		(°)	(m)		(dBuV)	(dB)	(dB)	(dB)
AV	5.1452G	49.05	54.00	-4.95	4.66	3	Horizontal	9	1.84	-	44.39	31.82	6.89	34.05
AV	5.2424G	109.18	Inf	-Inf	4.32	3	Horizontal	9	1.84	-	104.86	31.43	6.94	34.05
AV	5.35G	46.01	54.00	-7.99	4.28	3	Horizontal	9	1.84	-	41.73	31.35	6.99	34.06
PK	5.1488G	61.03	74.00	-12.97	4.64	3	Horizontal	9	1.84	-	56.39	31.80	6.89	34.05
PK	5.2448G	120.47	Inf	-Inf	4.31	3	Horizontal	9	1.84	-	116.16	31.42	6.94	34.05
PK	5.35G	57.42	74.00	-16.58	4.28	3	Horizontal	9	1.84	-	53.14	31.35	6.99	34.06

802.11ax HEW20-BF_Nss1,(MCS0)_2TX

5240MHz_TX

18/02/2020

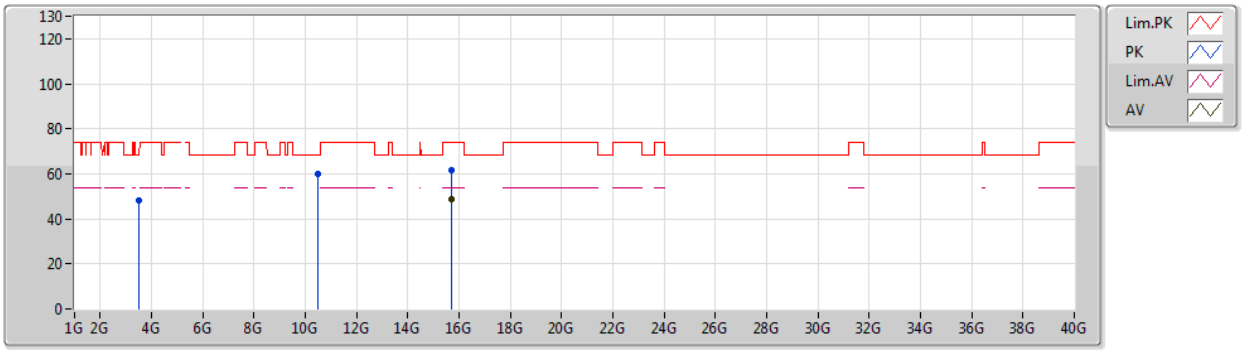

Type	Freq	Level	Limit	Margin	Factor	Dist	Condition	Azimuth	Height	Comment	Raw	AF	CL	PA
	(Hz)	(dBuV/m)	(dBuV/m)	(dB)	(dB)	(m)		(°)	(m)		(dBuV)	(dB)	(dB)	(dB)
AV	15.71646G	48.54	54.00	-5.46	14.87	3	Vertical	87	1.53	-	33.67	38.38	10.68	34.19
PK	3.49318G	48.40	68.20	-19.80	0.40	3	Vertical	326	1.02	-	48.00	28.67	5.75	34.02
PK	10.4797G	60.20	68.20	-8.00	14.26	3	Vertical	76	2.66	-	45.94	39.52	9.21	34.47
PK	15.72276G	61.72	74.00	-12.28	14.84	3	Vertical	87	1.53	-	46.88	38.36	10.68	34.20

802.11ax HEW20-BF_Nss1,(MCS0)_2TX

5240MHz_TX

18/02/2020

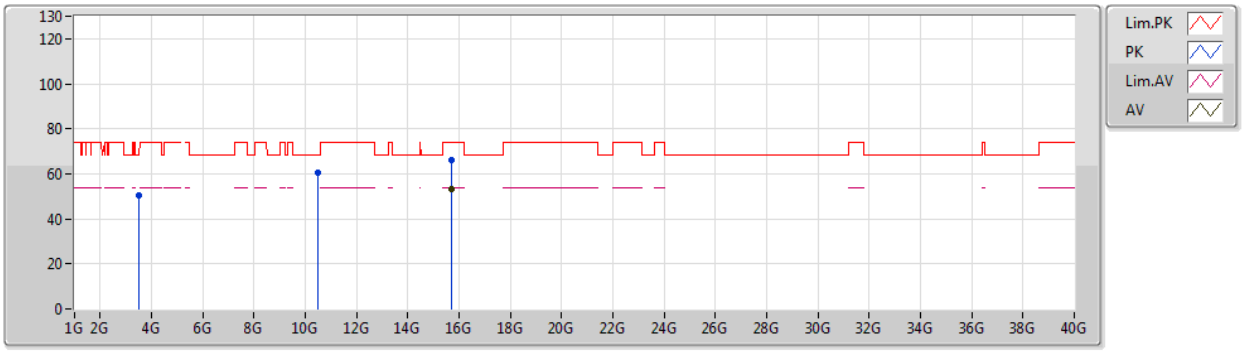

Type	Freq	Level	Limit	Margin	Factor	Dist	Condition	Azimuth	Height	Comment	Raw	AF	CL	PA
	(Hz)	(dBuV/m)	(dBuV/m)	(dB)	(dB)	(m)		(°)	(m)		(dBuV)	(dB)	(dB)	(dB)
AV	15.72102G	53.45	54.00	-0.55	14.84	3	Horizontal	34	1.50	-	38.61	38.36	10.68	34.20
PK	3.49346G	50.61	68.20	-17.59	0.40	3	Horizontal	349	2.16	-	50.21	28.67	5.75	34.02
PK	10.48048G	60.48	68.20	-7.72	14.26	3	Horizontal	359	1.44	-	46.22	39.52	9.21	34.47
PK	15.72084G	66.38	74.00	-7.62	14.85	3	Horizontal	34	1.50	-	51.53	38.37	10.68	34.20

802.11ax HEW20-BF_Nss1,(MCS0)_2TX

5260MHz_TX

18/02/2020

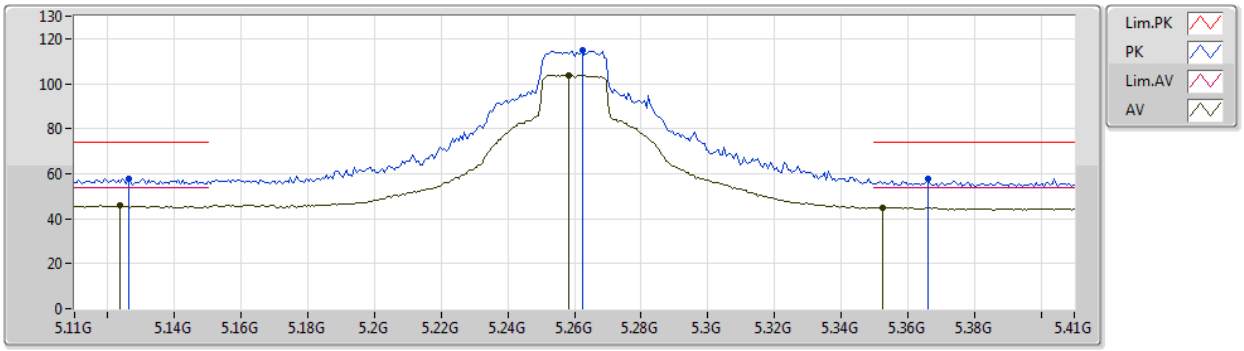

Type	Freq	Level	Limit	Margin	Factor	Dist	Condition	Azimuth	Height	Comment	Raw	AF	CL	PA
	(Hz)	(dBuV/m)	(dBuV/m)	(dB)	(dB)	(m)		(°)	(m)		(dBuV)	(dB)	(dB)	(dB)
AV	5.1238G	45.71	54.00	-8.29	4.73	3	Vertical	305	3.00	-	40.98	31.90	6.88	34.05
AV	5.2582G	103.92	Inf	-Inf	4.26	3	Vertical	305	3.00	-	99.66	31.37	6.95	34.06
AV	5.3524G	45.06	54.00	-8.94	4.29	3	Vertical	305	3.00	-	40.77	31.36	6.99	34.06
PK	5.1262G	57.84	74.00	-16.16	4.73	3	Vertical	305	3.00	-	53.11	31.90	6.88	34.05
PK	5.2624G	114.68	Inf	-Inf	4.24	3	Vertical	305	3.00	-	110.44	31.35	6.95	34.06
PK	5.3662G	57.71	74.00	-16.29	4.34	3	Vertical	305	3.00	-	53.37	31.40	7.00	34.06

802.11ax HEW20-BF_Nss1,(MCS0)_2TX

5260MHz_TX

18/02/2020

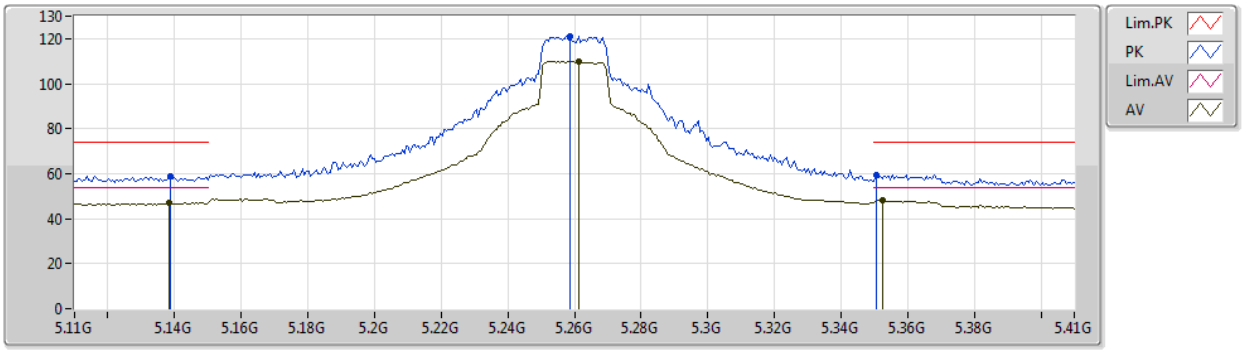

Type	Freq	Level	Limit	Margin	Factor	Dist	Condition	Azimuth	Height	Comment	Raw	AF	CL	PA
	(Hz)	(dBuV/m)	(dBuV/m)	(dB)	(dB)	(m)		(°)	(m)		(dBuV)	(dB)	(dB)	(dB)
AV	5.1382G	47.04	54.00	-6.96	4.68	3	Horizontal	0	1.72	-	42.36	31.85	6.88	34.05
AV	5.2612G	110.06	Inf	-Inf	4.25	3	Horizontal	0	1.72	-	105.81	31.36	6.95	34.06
AV	5.3524G	48.42	54.00	-5.58	4.29	3	Horizontal	0	1.72	-	44.13	31.36	6.99	34.06
PK	5.1388G	59.03	74.00	-14.97	4.67	3	Horizontal	0	1.72	-	54.36	31.84	6.88	34.05
PK	5.2588G	121.17	Inf	-Inf	4.25	3	Horizontal	0	1.72	-	116.92	31.36	6.95	34.06
PK	5.3506G	59.55	74.00	-14.45	4.28	3	Horizontal	0	1.72	-	55.27	31.35	6.99	34.06

802.11ax HEW20-BF_Nss1,(MCS0)_2TX

5260MHz_TX

18/02/2020

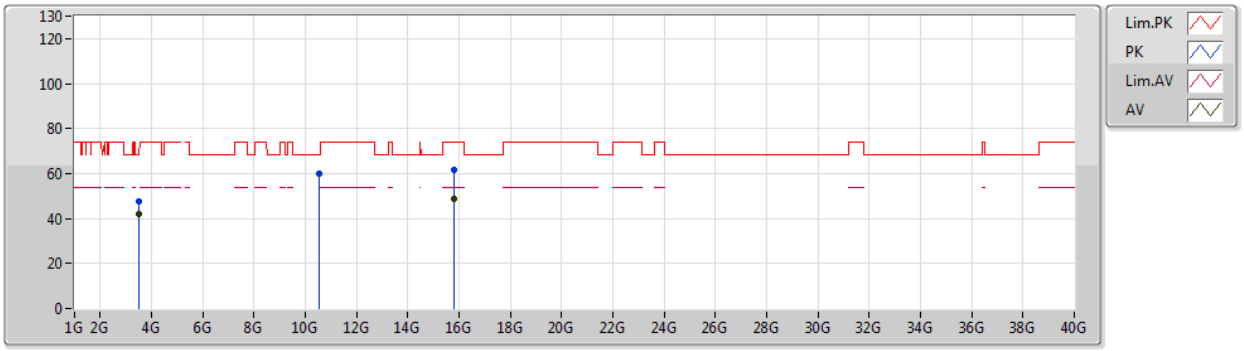

Type	Freq	Level	Limit	Margin	Factor	Dist	Condition	Azimuth	Height	Comment	Raw	AF	CL	PA
	(Hz)	(dBuV/m)	(dBuV/m)	(dB)	(dB)	(m)		(°)	(m)		(dBuV)	(dB)	(dB)	(dB)
AV	3.50672G	41.99	54.00	-12.01	0.47	3	Vertical	329	1.14	-	41.52	28.73	5.76	34.02
AV	15.78948G	48.57	54.00	-5.43	14.59	3	Vertical	98	1.50	-	33.98	38.15	10.71	34.27
PK	3.50653G	47.89	74.00	-26.11	0.47	3	Vertical	329	1.14	-	47.42	28.73	5.76	34.02
PK	10.52024G	59.68	68.20	-8.52	14.37	3	Vertical	79	2.86	-	45.31	39.58	9.24	34.45
PK	15.78054G	61.71	74.00	-12.29	14.62	3	Vertical	98	1.50	-	47.09	38.18	10.70	34.26

802.11ax HEW20-BF_Nss1,(MCS0)_2TX

5260MHz_TX

18/02/2020

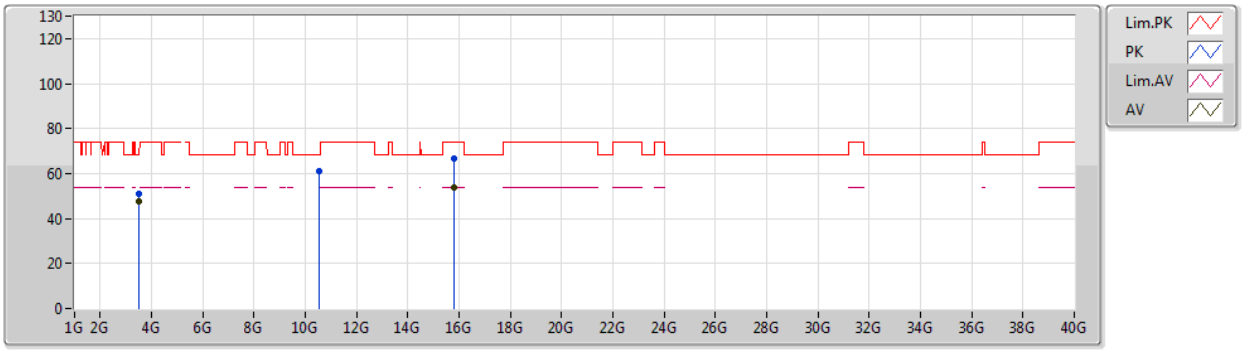

Type	Freq	Level	Limit	Margin	Factor	Dist	Condition	Azimuth	Height	Comment	Raw	AF	CL	PA
	(Hz)	(dBuV/m)	(dBuV/m)	(dB)	(dB)	(m)		(°)	(m)		(dBuV)	(dB)	(dB)	(dB)
AV	3.50671G	47.47	54.00	-6.53	0.47	3	Horizontal	347	2.14	-	47.00	28.73	5.76	34.02
AV	15.78108G	53.68	54.00	-0.32	14.62	3	Horizontal	333	1.52	-	39.06	38.18	10.70	34.26
PK	3.50668G	50.99	74.00	-23.01	0.47	3	Horizontal	347	2.14	-	50.52	28.73	5.76	34.02
PK	10.52024G	60.98	68.20	-7.22	14.37	3	Horizontal	21	1.48	-	46.61	39.58	9.24	34.45
PK	15.78336G	66.81	74.00	-7.19	14.61	3	Horizontal	333	1.52	-	52.20	38.17	10.70	34.26

802.11ax HEW20-BF_Nss1,(MCS0)_2TX

5300MHz_TX

18/02/2020

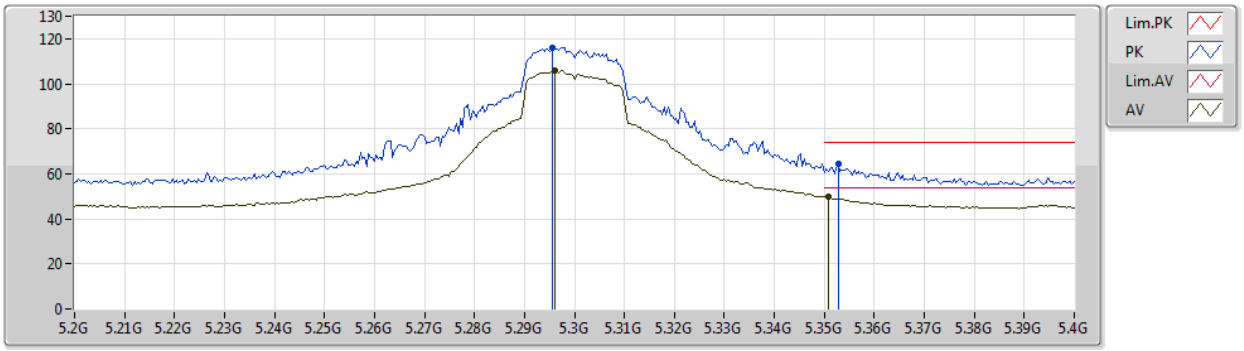

Type	Freq	Level	Limit	Margin	Factor	Dist	Condition	Azimuth	Height	Comment	Raw	AF	CL	PA
	(Hz)	(dBuV/m)	(dBuV/m)	(dB)	(dB)	(m)		(°)	(m)		(dBuV)	(dB)	(dB)	(dB)
AV	5.296G	105.63	Inf	-Inf	4.13	3	Vertical	298	1.11	-	101.50	31.22	6.97	34.06
AV	5.3508G	49.67	54.00	-4.33	4.28	3	Vertical	298	1.11	-	45.39	31.35	6.99	34.06
PK	5.2956G	116.02	Inf	-Inf	4.13	3	Vertical	298	1.11	-	111.89	31.22	6.97	34.06
PK	5.3528G	64.20	74.00	-9.80	4.29	3	Vertical	298	1.11	-	59.91	31.36	6.99	34.06

802.11ax HEW20-BF_Nss1,(MCS0)_2TX

5300MHz_TX

18/02/2020

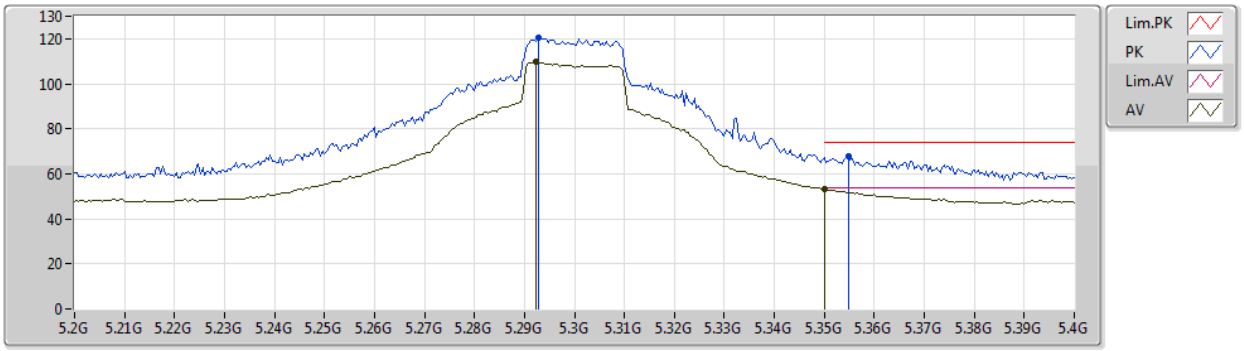

Type	Freq	Level	Limit	Margin	Factor	Dist	Condition	Azimuth	Height	Comment	Raw	AF	CL	PA
	(Hz)	(dBuV/m)	(dBuV/m)	(dB)	(dB)	(m)		(°)	(m)		(dBuV)	(dB)	(dB)	(dB)
AV	5.2924G	109.55	Inf	-Inf	4.14	3	Horizontal	359	1.77	-	105.41	31.23	6.97	34.06
AV	5.35G	53.16	54.00	-0.84	4.28	3	Horizontal	359	1.77	-	48.88	31.35	6.99	34.06
PK	5.2928G	120.63	Inf	-Inf	4.14	3	Horizontal	359	1.77	-	116.49	31.23	6.97	34.06
PK	5.3548G	67.66	74.00	-6.34	4.29	3	Horizontal	359	1.77	-	63.37	31.36	6.99	34.06

802.11ax HEW20-BF_Nss1,(MCS0)_2TX

5300MHz_TX

18/02/2020

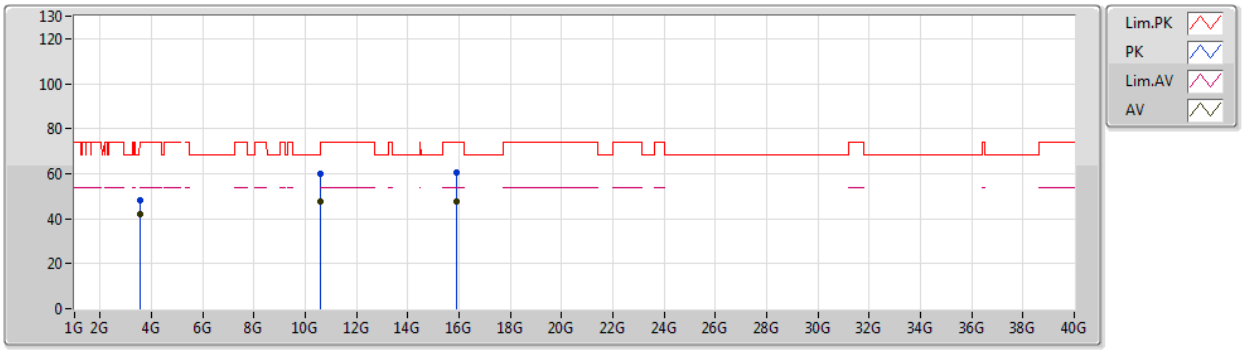

Type	Freq	Level	Limit	Margin	Factor	Dist	Condition	Azimuth	Height	Comment	Raw	AF	CL	PA
	(Hz)	(dBuV/m)	(dBuV/m)	(dB)	(dB)	(m)		(°)	(m)		(dBuV)	(dB)	(dB)	(dB)
AV	3.53336G	42.26	54.00	-11.74	0.58	3	Vertical	310	1.00	-	41.68	28.83	5.77	34.02
AV	10.60084G	47.69	54.00	-6.31	14.57	3	Vertical	38	1.52	-	33.12	39.68	9.29	34.40
AV	15.89992G	47.82	54.00	-6.18	14.18	3	Vertical	98	1.34	-	33.64	37.81	10.75	34.38
PK	3.53325G	48.14	74.00	-25.86	0.58	3	Vertical	310	1.00	-	47.56	28.83	5.77	34.02
PK	10.59974G	60.17	68.20	-8.03	14.57	3	Vertical	38	1.52	-	45.60	39.68	9.29	34.40
PK	15.89952G	60.34	74.00	-13.66	14.17	3	Vertical	98	1.34	-	46.17	37.81	10.74	34.38

802.11ax HEW20-BF_Nss1,(MCS0)_2TX

5300MHz_TX

18/02/2020

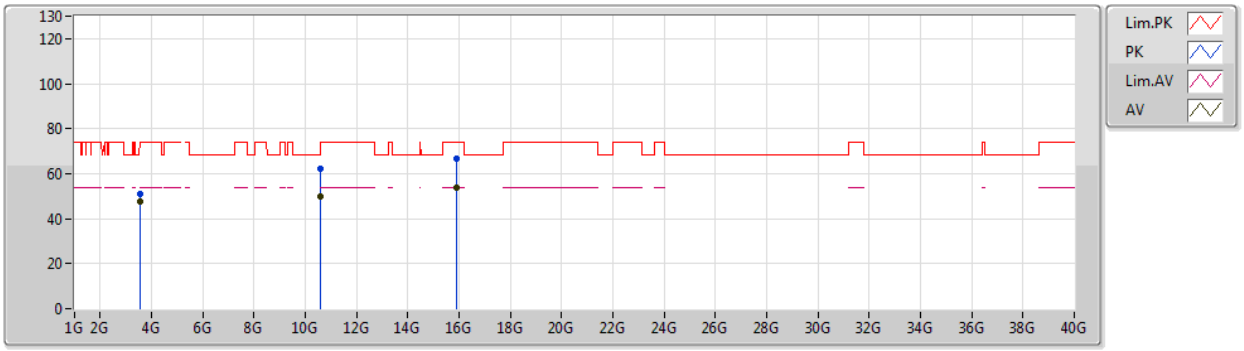

Type	Freq	Level	Limit	Margin	Factor	Dist	Condition	Azimuth	Height	Comment	Raw	AF	CL	PA
	(Hz)	(dBuV/m)	(dBuV/m)	(dB)	(dB)	(m)		(°)	(m)		(dBuV)	(dB)	(dB)	(dB)
AV	3.53339G	47.74	54.00	-6.26	0.58	3	Horizontal	351	2.10	-	47.16	28.83	5.77	34.02
AV	10.60022G	49.63	54.00	-4.37	14.57	3	Horizontal	7	1.45	-	35.06	39.68	9.29	34.40
AV	15.8992G	53.64	54.00	-0.36	14.17	3	Horizontal	339	1.49	-	39.47	37.81	10.74	34.38
PK	3.53336G	51.23	74.00	-22.77	0.58	3	Horizontal	351	2.10	-	50.65	28.83	5.77	34.02
PK	10.60022G	62.17	74.00	-11.83	14.57	3	Horizontal	7	1.45	-	47.60	39.68	9.29	34.40
PK	15.8968G	66.82	74.00	-7.18	14.19	3	Horizontal	339	1.49	-	52.63	37.82	10.74	34.37

802.11ax HEW20-BF_Nss1,(MCS0)_2TX

5320MHz_TX

18/02/2020

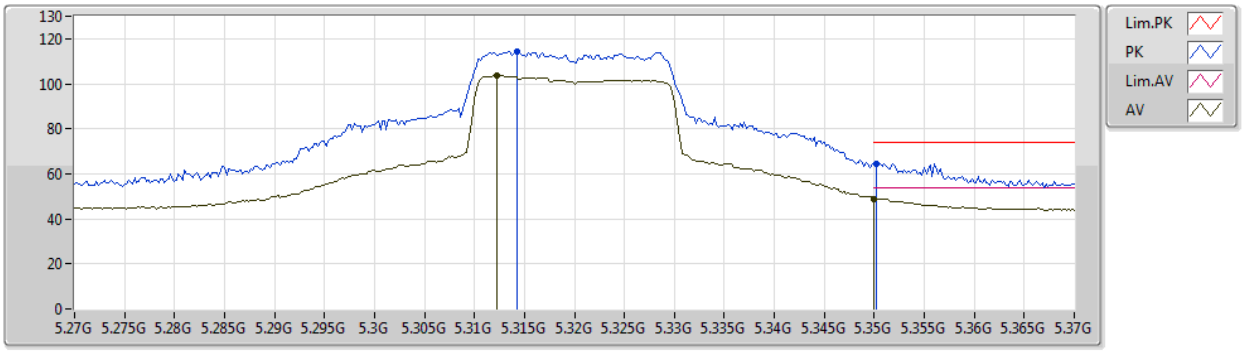

Type	Freq	Level	Limit	Margin	Factor	Dist	Condition	Azimuth	Height	Comment	Raw	AF	CL	PA
	(Hz)	(dBuV/m)	(dBuV/m)	(dB)	(dB)	(m)		(°)	(m)		(dBuV)	(dB)	(dB)	(dB)
AV	5.3122G	103.57	Inf	-Inf	4.16	3	Vertical	35	2.88	-	99.41	31.24	6.98	34.06
AV	5.35G	49.03	54.00	-4.97	4.28	3	Vertical	35	2.88	-	44.75	31.35	6.99	34.06
PK	5.3142G	114.30	Inf	-Inf	4.16	3	Vertical	35	2.88	-	110.14	31.24	6.98	34.06
PK	5.3502G	64.41	74.00	-9.59	4.28	3	Vertical	35	2.88	-	60.13	31.35	6.99	34.06

802.11ax HEW20-BF_Nss1,(MCS0)_2TX

5320MHz_TX

18/02/2020

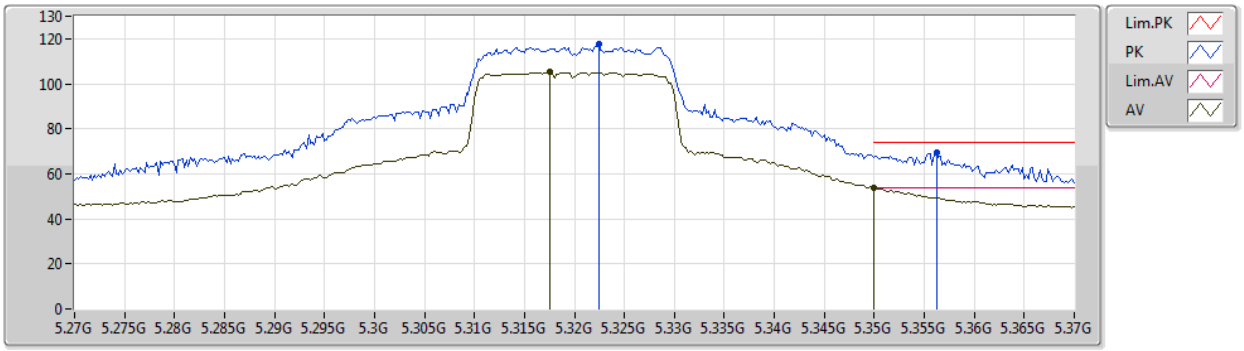

Type	Freq	Level	Limit	Margin	Factor	Dist	Condition	Azimuth	Height	Comment	Raw	AF	CL	PA
	(Hz)	(dBuV/m)	(dBuV/m)	(dB)	(dB)	(m)		(°)	(m)		(dBuV)	(dB)	(dB)	(dB)
AV	5.3176G	105.07	Inf	-Inf	4.17	3	Horizontal	360	1.69	-	100.90	31.25	6.98	34.06
AV	5.35G	53.56	54.00	-0.44	4.28	3	Horizontal	360	1.69	-	49.28	31.35	6.99	34.06
PK	5.3224G	117.64	Inf	-Inf	4.19	3	Horizontal	360	1.69	-	113.45	31.27	6.98	34.06
PK	5.3562G	69.36	74.00	-4.64	4.31	3	Horizontal	360	1.69	-	65.05	31.37	7.00	34.06

802.11ax HEW20-BF_Nss1,(MCS0)_2TX

5320MHz_TX

18/02/2020

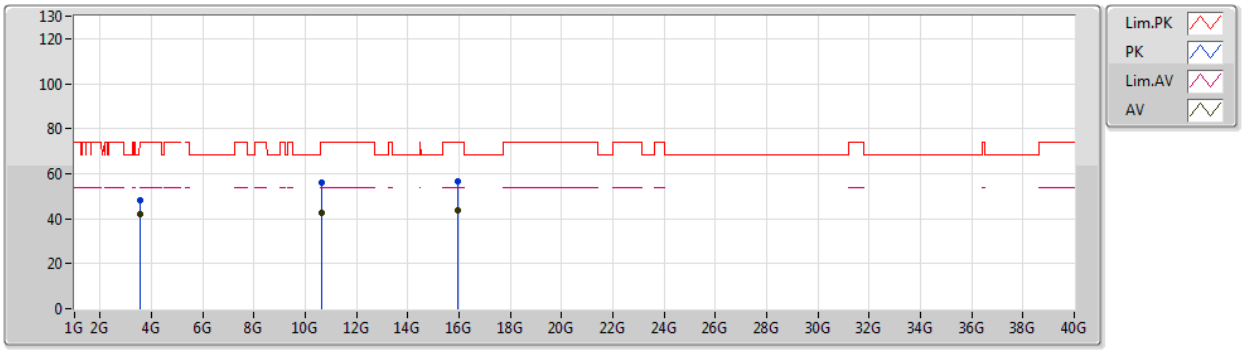

Type	Freq	Level	Limit	Margin	Factor	Dist	Condition	Azimuth	Height	Comment	Raw	AF	CL	PA
	(Hz)	(dBuV/m)	(dBuV/m)	(dB)	(dB)	(m)		(°)	(m)		(dBuV)	(dB)	(dB)	(dB)
AV	3.54675G	42.00	54.00	-12.00	0.65	3	Vertical	308	1.06	-	41.35	28.89	5.78	34.02
AV	10.64025G	42.79	54.00	-11.21	14.67	3	Vertical	77	2.34	-	28.12	39.73	9.32	34.38
AV	15.96049G	43.59	54.00	-10.41	13.95	3	Vertical	186	1.50	-	29.64	37.62	10.77	34.44
PK	3.54677G	47.91	74.00	-26.09	0.65	3	Vertical	308	1.06	-	47.26	28.89	5.78	34.02
PK	10.63989G	55.81	74.00	-18.19	14.67	3	Vertical	77	2.34	-	41.14	39.73	9.32	34.38
PK	15.96025G	56.65	74.00	-17.35	13.95	3	Vertical	186	1.50	-	42.70	37.62	10.77	34.44

802.11ax HEW20-BF_Nss1,(MCS0)_2TX

5320MHz_TX

18/02/2020

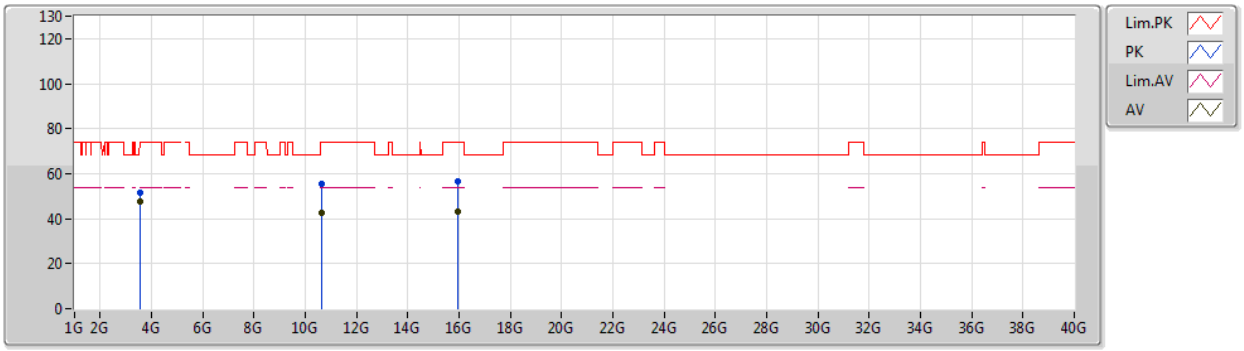

Type	Freq	Level	Limit	Margin	Factor	Dist	Condition	Azimuth	Height	Comment	Raw	AF	CL	PA
	(Hz)	(dBuV/m)	(dBuV/m)	(dB)	(dB)	(m)		(°)	(m)		(dBuV)	(dB)	(dB)	(dB)
AV	3.5467G	47.76	54.00	-6.24	0.65	3	Horizontal	350	1.56	-	47.11	28.89	5.78	34.02
AV	10.64056G	42.86	54.00	-11.14	14.67	3	Horizontal	228	2.27	-	28.19	39.73	9.32	34.38
AV	15.96042G	43.41	54.00	-10.59	13.95	3	Horizontal	208	1.50	-	29.46	37.62	10.77	34.44
PK	3.54672G	51.30	74.00	-22.70	0.65	3	Horizontal	350	1.56	-	50.65	28.89	5.78	34.02
PK	10.63959G	55.41	74.00	-18.59	14.67	3	Horizontal	228	2.27	-	40.74	39.73	9.32	34.38
PK	15.97284G	56.32	74.00	-17.68	13.90	3	Horizontal	208	1.50	-	42.42	37.58	10.77	34.45

802.11ax HEW20-BF_Nss1,(MCS0)_2TX

5500MHz_TX

18/02/2020

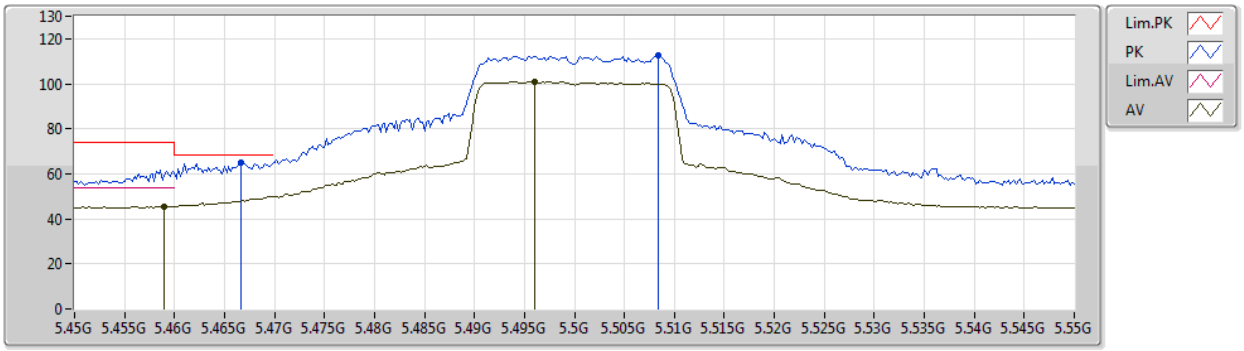

Type	Freq	Level	Limit	Margin	Factor	Dist	Condition	Azimuth	Height	Comment	Raw	AF	CL	PA
	(Hz)	(dBuV/m)	(dBuV/m)	(dB)	(dB)	(m)		(°)	(m)		(dBuV)	(dB)	(dB)	(dB)
AV	5.459G	45.63	54.00	-8.37	4.64	3	Vertical	35	2.60	-	40.99	31.68	7.03	34.07
AV	5.496G	100.82	Inf	-Inf	4.76	3	Vertical	35	2.60	-	96.06	31.79	7.04	34.07
PK	5.4666G	65.28	68.20	-2.92	4.66	3	Vertical	35	2.60	-	60.62	31.70	7.03	34.07
PK	5.5084G	112.58	Inf	-Inf	4.75	3	Vertical	35	2.60	-	107.83	31.78	7.04	34.07

802.11ax HEW20-BF_Nss1,(MCS0)_2TX

5500MHz_TX

18/02/2020

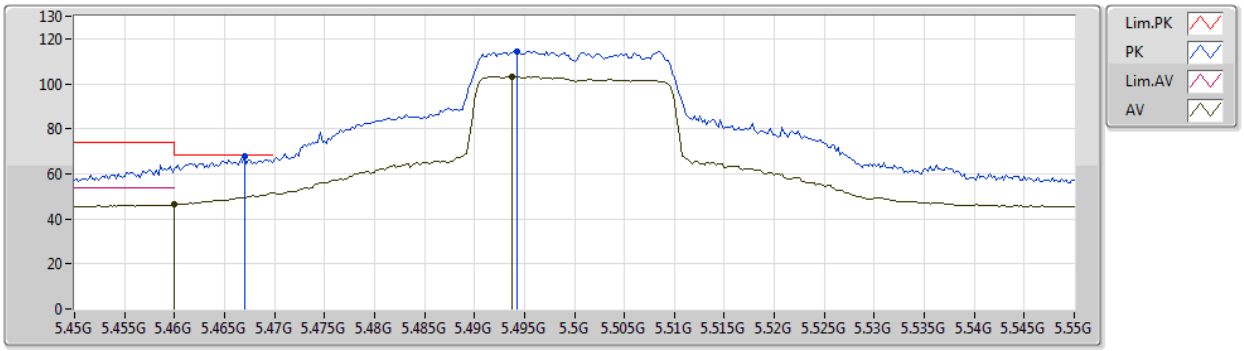

Type	Freq	Level	Limit	Margin	Factor	Dist	Condition	Azimuth	Height	Comment	Raw	AF	CL	PA
	(Hz)	(dBuV/m)	(dBuV/m)	(dB)	(dB)	(m)		(°)	(m)		(dBuV)	(dB)	(dB)	(dB)
AV	5.46G	46.49	54.00	-7.51	4.64	3	Horizontal	26	1.49	-	41.85	31.68	7.03	34.07
AV	5.4938G	103.13	Inf	-Inf	4.75	3	Horizontal	26	1.49	-	98.38	31.78	7.04	34.07
PK	5.467G	67.67	68.20	-0.53	4.66	3	Horizontal	26	1.49	-	63.01	31.70	7.03	34.07
PK	5.4942G	114.34	Inf	-Inf	4.75	3	Horizontal	26	1.49	-	109.59	31.78	7.04	34.07

802.11ax HEW20-BF_Nss1,(MCS0)_2TX

5500MHz_TX

18/02/2020

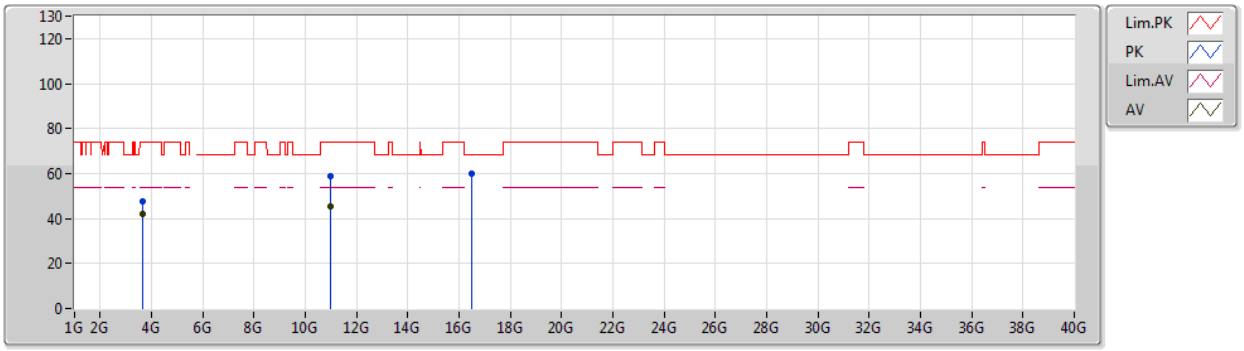

Type	Freq	Level	Limit	Margin	Factor	Dist	Condition	Azimuth	Height	Comment	Raw	AF	CL	PA
	(Hz)	(dBuV/m)	(dBuV/m)	(dB)	(dB)	(m)		(°)	(m)		(dBuV)	(dB)	(dB)	(dB)
AV	3.66674G	41.89	54.00	-12.11	1.02	3	Vertical	321	1.21	-	40.87	29.17	5.86	34.01
AV	10.99969G	45.65	54.00	-8.35	15.60	3	Vertical	1	1.50	-	30.05	40.20	9.56	34.16
PK	3.66659G	47.82	74.00	-26.18	1.02	3	Vertical	321	1.21	-	46.80	29.17	5.86	34.01
PK	10.99857G	58.67	74.00	-15.33	15.60	3	Vertical	1	1.50	-	43.07	40.20	9.56	34.16
PK	16.49935G	59.70	68.20	-8.50	16.05	3	Vertical	349	1.50	-	43.65	38.85	11.16	33.96

802.11ax HEW20-BF_Nss1,(MCS0)_2TX

5500MHz_TX

18/02/2020

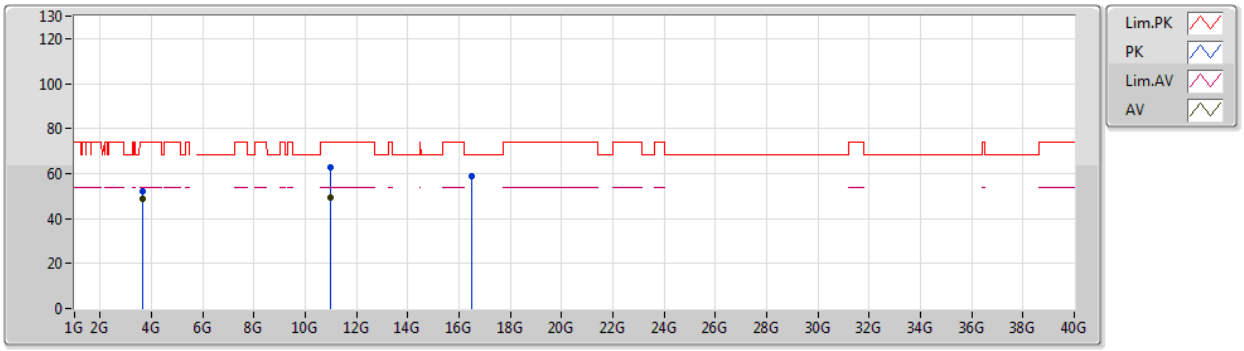

Type	Freq	Level	Limit	Margin	Factor	Dist	Condition	Azimuth	Height	Comment	Raw	AF	CL	PA
	(Hz)	(dBuV/m)	(dBuV/m)	(dB)	(dB)	(m)		(°)	(m)		(dBuV)	(dB)	(dB)	(dB)
AV	3.66672G	48.58	54.00	-5.42	1.02	3	Horizontal	348	1.49	-	47.56	29.17	5.86	34.01
AV	11.00072G	49.30	54.00	-4.70	15.60	3	Horizontal	62	2.44	-	33.70	40.20	9.56	34.16
PK	3.6667G	51.89	74.00	-22.11	1.02	3	Horizontal	348	1.49	-	50.87	29.17	5.86	34.01
PK	11.00125G	62.65	74.00	-11.35	15.60	3	Horizontal	62	2.44	-	47.05	40.20	9.56	34.16
PK	16.50241G	59.04	68.20	-9.16	16.07	3	Horizontal	71	1.50	-	42.97	38.86	11.16	33.95

802.11ax HEW20-BF_Nss1,(MCS0)_2TX

5580MHz_TX

18/02/2020

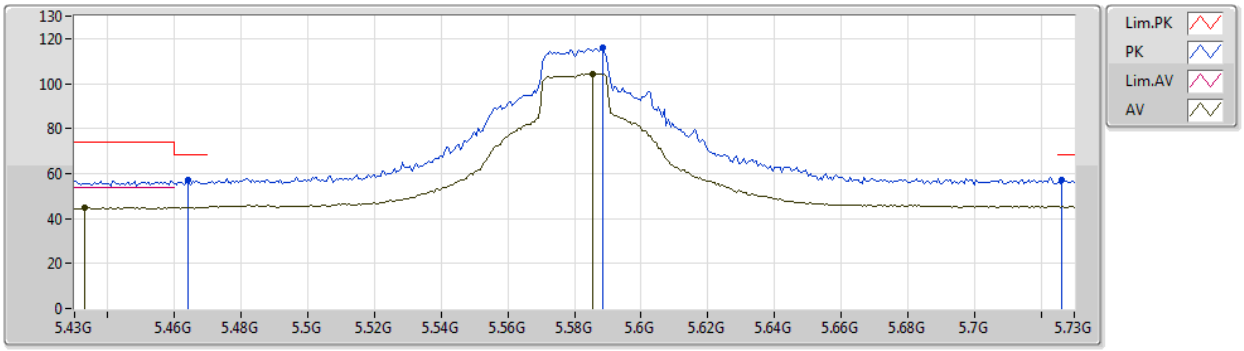

Type	Freq	Level	Limit	Margin	Factor	Dist	Condition	Azimuth	Height	Comment	Raw	AF	CL	PA
	(Hz)	(dBuV/m)	(dBuV/m)	(dB)	(dB)	(m)		(°)	(m)		(dBuV)	(dB)	(dB)	(dB)
AV	5.433G	44.90	54.00	-9.10	4.56	3	Vertical	39	1.99	-	40.34	31.60	7.02	34.06
AV	5.5854G	104.37	Inf	-Inf	4.61	3	Vertical	39	1.99	-	99.76	31.63	7.05	34.07
PK	5.4642G	57.24	68.20	-10.96	4.65	3	Vertical	39	1.99	-	52.59	31.69	7.03	34.07
PK	5.5884G	115.77	Inf	-Inf	4.61	3	Vertical	39	1.99	-	111.16	31.62	7.06	34.07
PK	5.7264G	57.00	68.20	-11.20	4.95	3	Vertical	39	1.99	-	52.05	31.88	7.14	34.07

802.11ax HEW20-BF_Nss1,(MCS0)_2TX

5580MHz_TX

18/02/2020

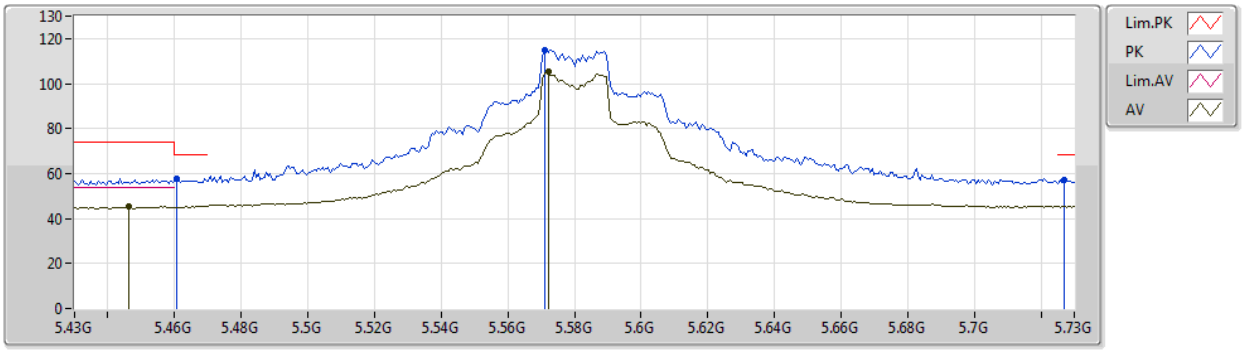

Type	Freq	Level	Limit	Margin	Factor	Dist	Condition	Azimuth	Height	Comment	Raw	AF	CL	PA
	(Hz)	(dBuV/m)	(dBuV/m)	(dB)	(dB)	(m)		(°)	(m)		(dBuV)	(dB)	(dB)	(dB)
AV	5.4462G	45.15	54.00	-8.85	4.61	3	Horizontal	330	1.50	-	40.54	31.64	7.03	34.06
AV	5.5722G	105.16	Inf	-Inf	4.64	3	Horizontal	330	1.50	-	100.52	31.66	7.05	34.07
PK	5.4606G	57.53	68.20	-10.67	4.64	3	Horizontal	330	1.50	-	52.89	31.68	7.03	34.07
PK	5.571G	115.08	Inf	-Inf	4.64	3	Horizontal	330	1.50	-	110.44	31.66	7.05	34.07
PK	5.727G	57.42	68.20	-10.78	4.95	3	Horizontal	330	1.50	-	52.47	31.88	7.14	34.07

802.11ax HEW20-BF_Nss1,(MCS0)_2TX

5580MHz_TX

18/02/2020

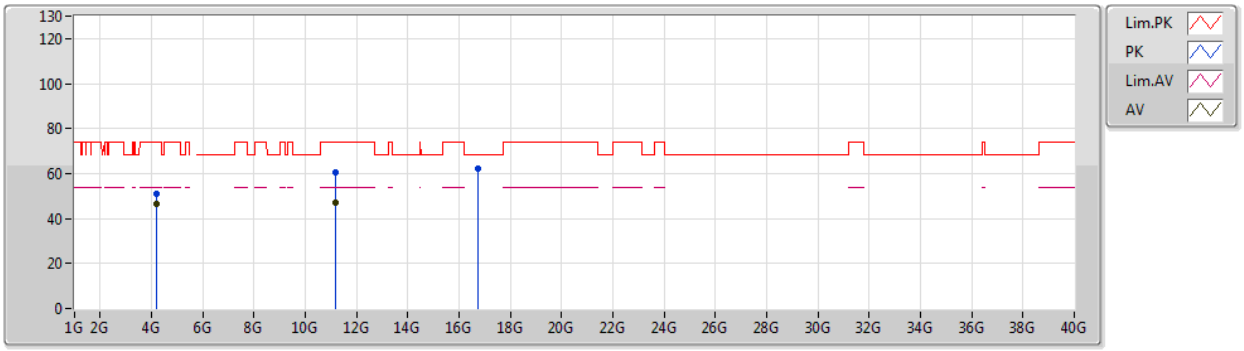

Type	Freq	Level	Limit	Margin	Factor	Dist	Condition	Azimuth	Height	Comment	Raw	AF	CL	PA
	(Hz)	(dBuV/m)	(dBuV/m)	(dB)	(dB)	(m)		(°)	(m)		(dBuV)	(dB)	(dB)	(dB)
AV	4.18505G	46.54	54.00	-7.46	2.18	3	Vertical	332	2.08	-	44.36	29.97	6.23	34.02
AV	11.15952G	47.11	54.00	-6.89	15.49	3	Vertical	13	2.09	-	31.62	39.99	9.67	34.17
PK	4.18496G	50.81	74.00	-23.19	2.17	3	Vertical	332	2.08	-	48.64	29.97	6.22	34.02
PK	11.1618G	60.47	74.00	-13.53	15.49	3	Vertical	13	2.09	-	44.98	39.99	9.67	34.17
PK	16.73664G	62.21	68.20	-5.99	17.12	3	Vertical	24	2.64	-	45.09	39.49	11.34	33.71

802.11ax HEW20-BF_Nss1,(MCS0)_2TX

5580MHz_TX

18/02/2020

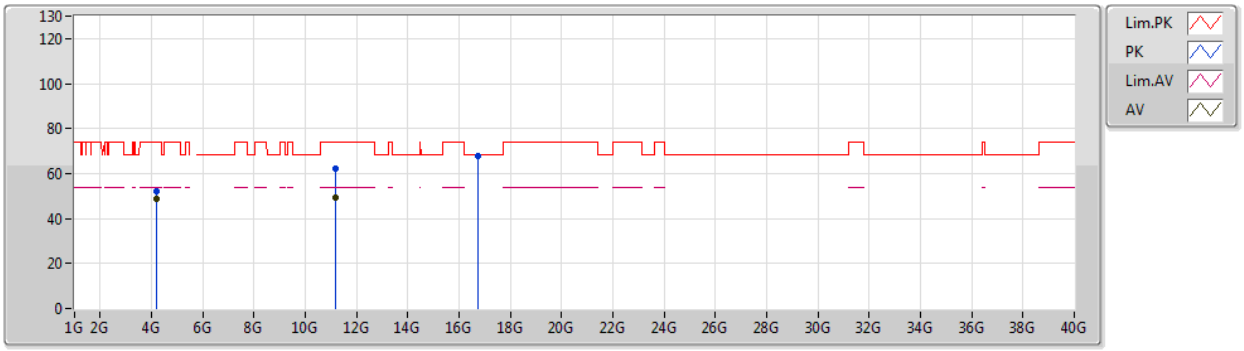

Type	Freq	Level	Limit	Margin	Factor	Dist	Condition	Azimuth	Height	Comment	Raw	AF	CL	PA
	(Hz)	(dBuV/m)	(dBuV/m)	(dB)	(dB)	(m)		(°)	(m)		(dBuV)	(dB)	(dB)	(dB)
AV	4.18505G	48.92	54.00	-5.08	2.18	3	Horizontal	295	1.93	-	46.74	29.97	6.23	34.02
AV	11.15904G	49.52	54.00	-4.48	15.49	3	Horizontal	64	2.40	-	34.03	39.99	9.67	34.17
PK	4.18506G	52.38	74.00	-21.62	2.18	3	Horizontal	295	1.93	-	50.20	29.97	6.23	34.02
PK	11.15754G	62.38	74.00	-11.62	15.50	3	Horizontal	64	2.40	-	46.88	40.00	9.67	34.17
PK	16.7367G	67.66	68.20	-0.54	17.12	3	Horizontal	342	1.50	-	50.54	39.49	11.34	33.71

802.11ax HEW20-BF_Nss1,(MCS0)_2TX

5700MHz_TX

18/02/2020

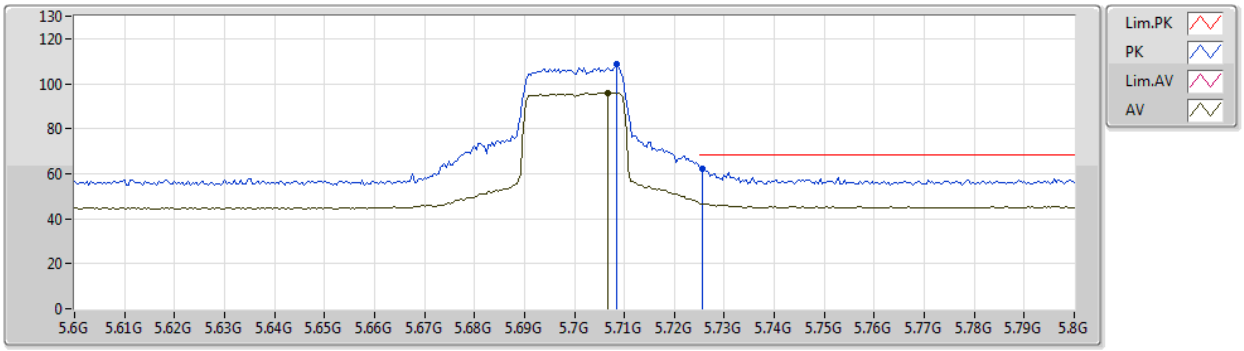

Type	Freq	Level	Limit	Margin	Factor	Dist	Condition	Azimuth	Height	Comment	Raw	AF	CL	PA
	(Hz)	(dBuV/m)	(dBuV/m)	(dB)	(dB)	(m)		(°)	(m)		(dBuV)	(dB)	(dB)	(dB)
AV	5.7068G	95.90	Inf	-Inf	4.87	3	Vertical	72	2.01	-	91.03	31.82	7.12	34.07
PK	5.7084G	108.66	Inf	-Inf	4.89	3	Vertical	72	2.01	-	103.77	31.83	7.13	34.07
PK	5.7256G	62.37	68.20	-5.83	4.95	3	Vertical	72	2.01	-	57.42	31.88	7.14	34.07

802.11ax HEW20-BF_Nss1,(MCS0)_2TX

5700MHz_TX

18/02/2020

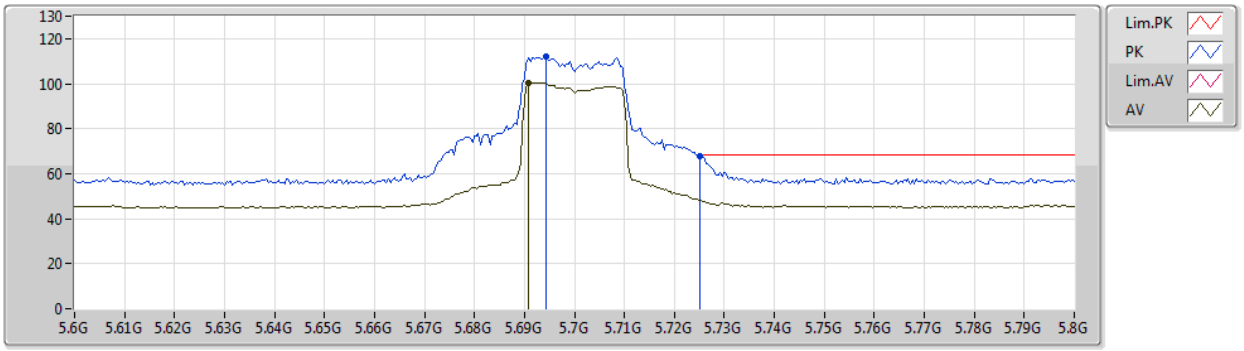

Type	Freq	Level	Limit	Margin	Factor	Dist	Condition	Azimuth	Height	Comment	Raw	AF	CL	PA
	(Hz)	(dBuV/m)	(dBuV/m)	(dB)	(dB)	(m)		(°)	(m)		(dBuV)	(dB)	(dB)	(dB)
AV	5.6908G	100.47	Inf	-Inf	4.82	3	Horizontal	27	1.56	-	95.65	31.78	7.11	34.07
PK	5.6944G	112.01	Inf	-Inf	4.84	3	Horizontal	27	1.56	-	107.17	31.79	7.12	34.07
PK	5.7252G	68.00	68.20	-0.20	4.95	3	Horizontal	27	1.56	-	63.05	31.88	7.14	34.07

802.11ax HEW20-BF_Nss1,(MCS0)_2TX

5700MHz_TX

18/02/2020

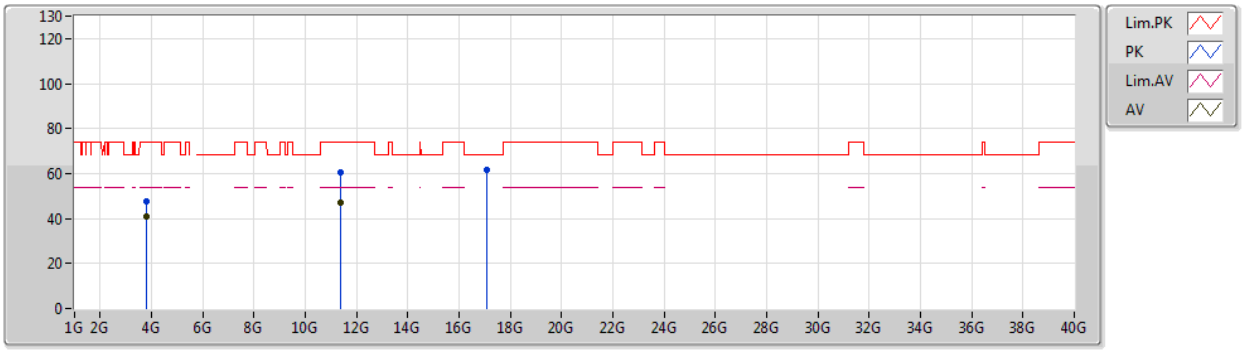

Type	Freq	Level	Limit	Margin	Factor	Dist	Condition	Azimuth	Height	Comment	Raw	AF	CL	PA
	(Hz)	(dBuV/m)	(dBuV/m)	(dB)	(dB)	(m)		(°)	(m)		(dBuV)	(dB)	(dB)	(dB)
AV	3.80004G	40.97	54.00	-13.03	1.28	3	Vertical	17	1.92	-	39.69	29.30	5.98	34.00
AV	11.40089G	47.31	54.00	-6.69	15.33	3	Vertical	40	2.86	-	31.98	39.68	9.83	34.18
PK	3.80004G	47.48	74.00	-26.52	1.28	3	Vertical	17	1.92	-	46.20	29.30	5.98	34.00
PK	11.40069G	60.43	74.00	-13.57	15.33	3	Vertical	40	2.86	-	45.10	39.68	9.83	34.18
PK	17.1009G	61.80	68.20	-6.40	19.07	3	Vertical	51	1.63	-	42.73	40.90	11.62	33.45

802.11ax HEW20-BF_Nss1,(MCS0)_2TX

5700MHz_TX

18/02/2020

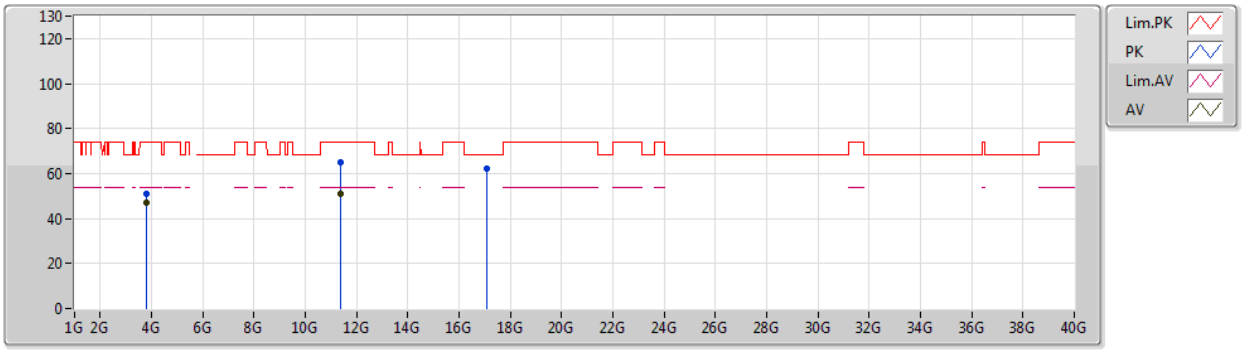

Type	Freq	Level	Limit	Margin	Factor	Dist	Condition	Azimuth	Height	Comment	Raw	AF	CL	PA
	(Hz)	(dBuV/m)	(dBuV/m)	(dB)	(dB)	(m)		(°)	(m)		(dBuV)	(dB)	(dB)	(dB)
AV	3.80004G	47.16	54.00	-6.84	1.28	3	Horizontal	343	2.15	-	45.88	29.30	5.98	34.00
AV	11.40042G	51.08	54.00	-2.92	15.33	3	Horizontal	70	2.07	-	35.75	39.68	9.83	34.18
PK	3.80011G	50.90	74.00	-23.10	1.28	3	Horizontal	343	2.15	-	49.62	29.30	5.98	34.00
PK	11.39755G	64.85	74.00	-9.15	15.33	3	Horizontal	70	2.07	-	49.52	39.68	9.83	34.18
PK	17.09906G	62.01	68.20	-6.19	19.04	3	Horizontal	180	1.00	-	42.97	40.88	11.61	33.45

802.11ax HEW20-BF_Nss1,(MCS0)_2TX

5720MHz Straddle 5.47-5.725GHz_TX

18/02/2020

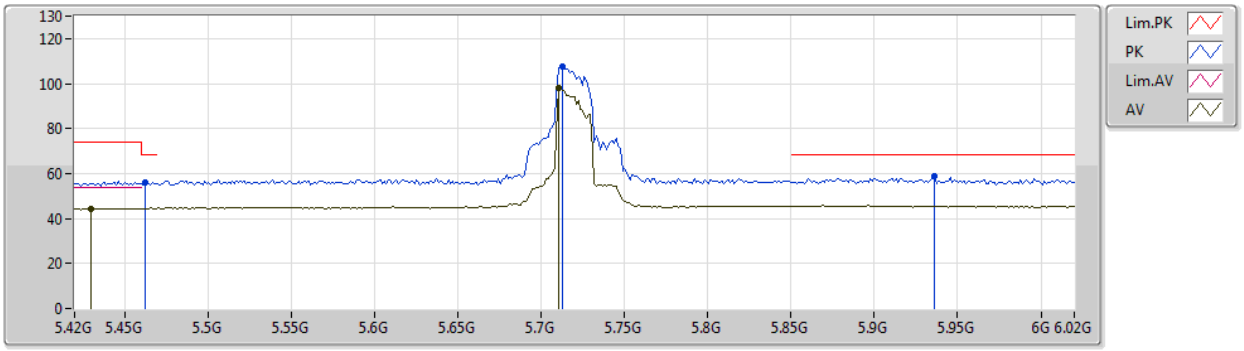

Type	Freq	Level	Limit	Margin	Factor	Dist	Condition	Azimuth	Height	Comment	Raw	AF	CL	PA
	(Hz)	(dBuV/m)	(dBuV/m)	(dB)	(dB)	(m)		(°)	(m)		(dBuV)	(dB)	(dB)	(dB)
AV	5.4296G	44.51	54.00	-9.49	4.55	3	Vertical	73	1.50	-	39.96	31.59	7.02	34.06
AV	5.7104G	98.34	Inf	-Inf	4.89	3	Vertical	73	1.50	-	93.45	31.83	7.13	34.07
PK	5.462G	56.03	68.20	-12.17	4.65	3	Vertical	73	1.50	-	51.38	31.69	7.03	34.07
PK	5.7128G	107.65	Inf	-Inf	4.90	3	Vertical	73	1.50	-	102.75	31.84	7.13	34.07
PK	5.936G	58.84	68.20	-9.36	5.48	3	Vertical	73	1.50	-	53.36	32.40	7.16	34.08

802.11ax HEW20-BF_Nss1,(MCS0)_2TX

5720MHz Straddle 5.47-5.725GHz_TX

18/02/2020

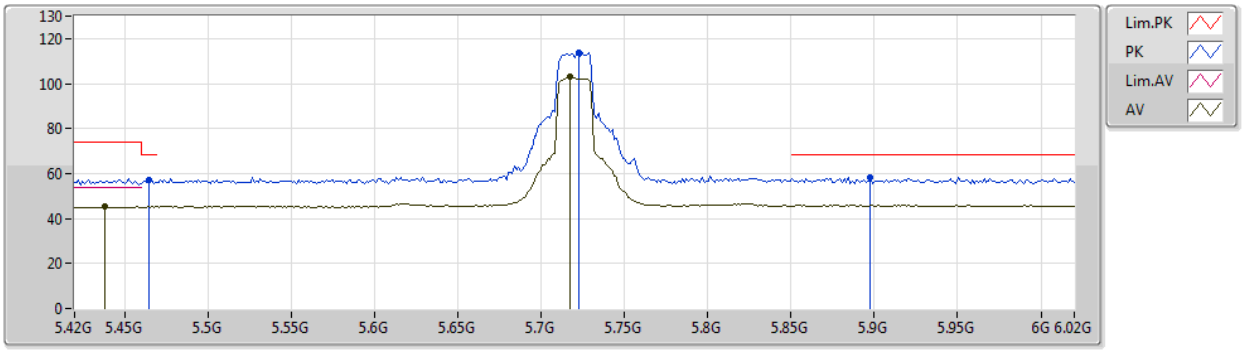

Type	Freq	Level	Limit	Margin	Factor	Dist	Condition	Azimuth	Height	Comment	Raw	AF	CL	PA
	(Hz)	(dBuV/m)	(dBuV/m)	(dB)	(dB)	(m)		(°)	(m)		(dBuV)	(dB)	(dB)	(dB)
AV	5.438G	45.19	54.00	-8.81	4.57	3	Horizontal	28	1.55	-	40.62	31.61	7.02	34.06
AV	5.7176G	103.12	Inf	-Inf	4.91	3	Horizontal	28	1.55	-	98.21	31.85	7.13	34.07
PK	5.4644G	56.97	68.20	-11.23	4.65	3	Horizontal	28	1.55	-	52.32	31.69	7.03	34.07
PK	5.7224G	113.93	Inf	-Inf	4.93	3	Horizontal	28	1.55	-	109.00	31.87	7.13	34.07
PK	5.8976G	58.42	68.20	-9.78	5.47	3	Horizontal	28	1.55	-	52.95	32.39	7.16	34.08

802.11ax HEW20-BF_Nss1,(MCS0)_2TX

5720MHz Straddle 5.47-5.725GHz_TX

18/02/2020

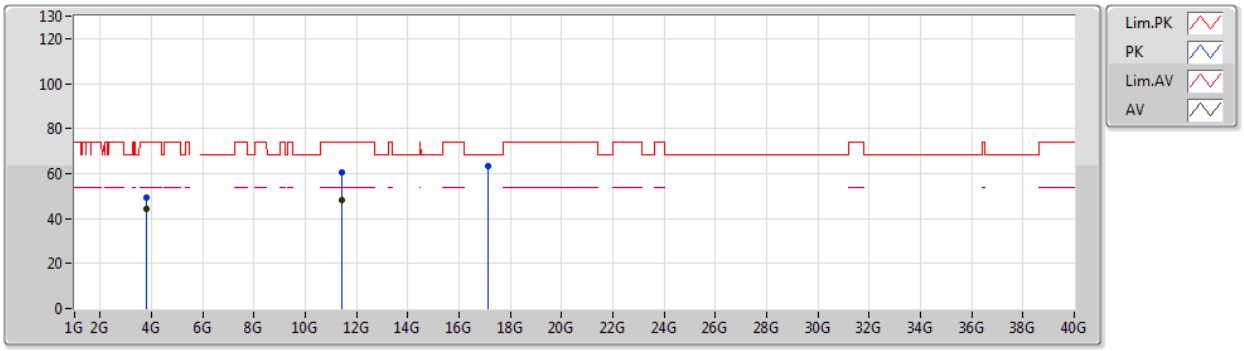

Type	Freq	Level	Limit	Margin	Factor	Dist	Condition	Azimuth	Height	Comment	Raw	AF	CL	PA
	(Hz)	(dBuV/m)	(dBuV/m)	(dB)	(dB)	(m)		(°)	(m)		(dBuV)	(dB)	(dB)	(dB)
AV	3.81335G	44.38	54.00	-9.62	1.33	3	Vertical	318	2.73	-	43.05	29.34	5.99	34.00
AV	11.43982G	48.25	54.00	-5.75	15.30	3	Vertical	34	1.86	-	32.95	39.63	9.86	34.19
PK	3.81335G	49.58	74.00	-24.42	1.33	3	Vertical	318	2.73	-	48.25	29.34	5.99	34.00
PK	11.44588G	60.79	74.00	-13.21	15.29	3	Vertical	34	1.86	-	45.50	39.62	9.86	34.19
PK	17.15562G	63.07	68.20	-5.13	19.47	3	Vertical	332	1.86	-	43.60	41.27	11.66	33.46

802.11ax HEW20-BF_Nss1,(MCS0)_2TX

5720MHz Straddle 5.47-5.725GHz_TX

18/02/2020

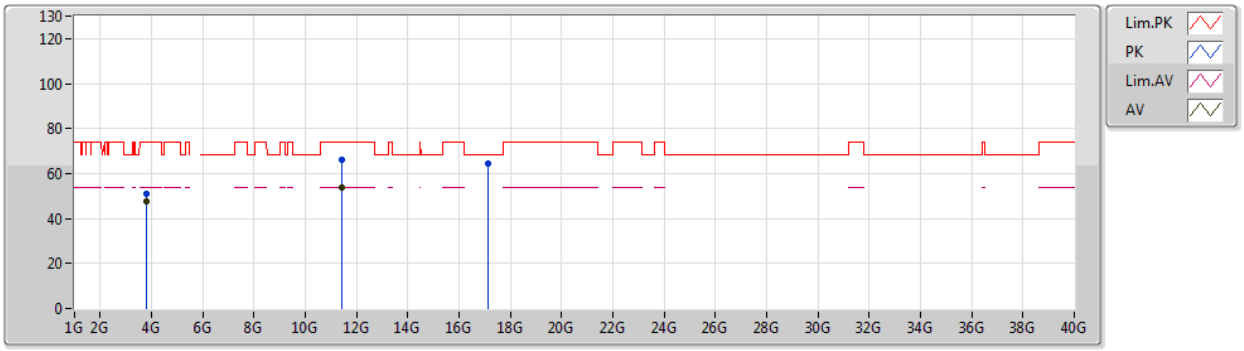

Type	Freq	Level	Limit	Margin	Factor	Dist	Condition	Azimuth	Height	Comment	Raw	AF	CL	PA
	(Hz)	(dBuV/m)	(dBuV/m)	(dB)	(dB)	(m)		(°)	(m)		(dBuV)	(dB)	(dB)	(dB)
AV	3.81337G	47.50	54.00	-6.50	1.33	3	Horizontal	354	1.13	-	46.17	29.34	5.99	34.00
AV	11.4388G	53.85	54.00	-0.15	15.30	3	Horizontal	69	1.45	-	38.55	39.63	9.86	34.19
PK	3.81343G	50.91	74.00	-23.09	1.33	3	Horizontal	354	1.13	-	49.58	29.34	5.99	34.00
PK	11.44084G	66.24	74.00	-7.76	15.30	3	Horizontal	69	1.45	-	50.94	39.63	9.86	34.19
PK	17.15196G	64.63	68.20	-3.57	19.44	3	Horizontal	333	1.50	-	45.19	41.25	11.65	33.46

802.11ax HEW20-BF_Nss1,(MCS0)_2TX

5745MHz_TX

18/02/2020

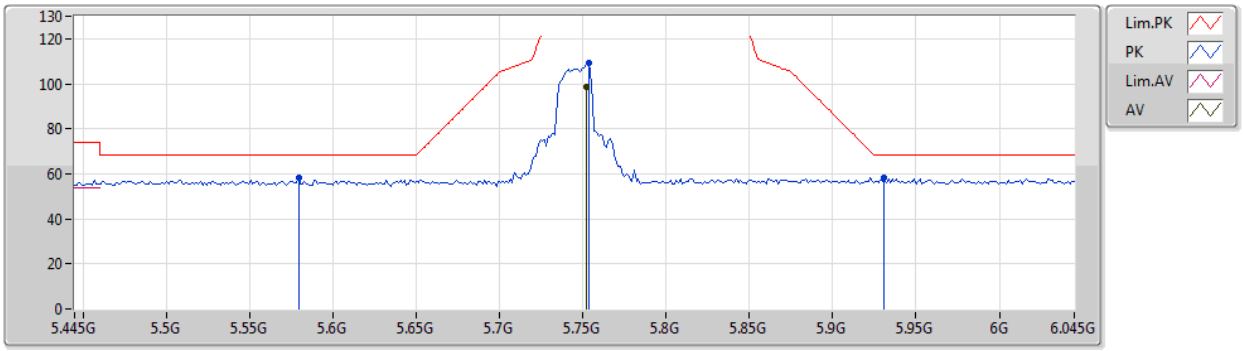

Type	Freq	Level	Limit	Margin	Factor	Dist	Condition	Azimuth	Height	Comment	Raw	AF	CL	PA
	(Hz)	(dBuV/m)	(dBuV/m)	(dB)	(dB)	(m)		(°)	(m)		(dBuV)	(dB)	(dB)	(dB)
AV	5.7522G	98.68	Inf	-Inf	5.03	3	Vertical	358	1.54	-	93.65	31.96	7.15	34.08
PK	5.5794G	58.04	68.20	-10.16	4.62	3	Vertical	358	1.54	-	53.42	31.64	7.05	34.07
PK	5.7534G	109.15	Inf	-Inf	5.03	3	Vertical	358	1.54	-	104.12	31.96	7.15	34.08
PK	5.931G	58.29	68.20	-9.91	5.48	3	Vertical	358	1.54	-	52.81	32.40	7.16	34.08

802.11ax HEW20-BF_Nss1,(MCS0)_2TX

5745MHz_TX

18/02/2020

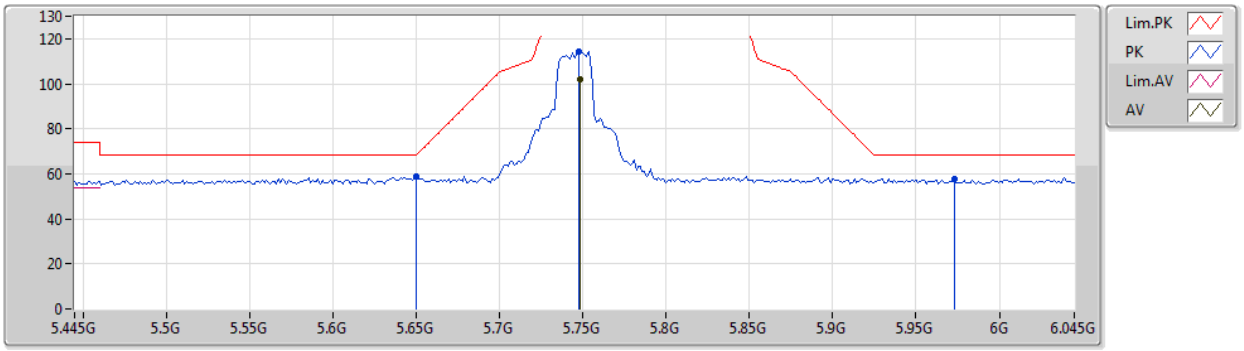

Type	Freq	Level	Limit	Margin	Factor	Dist	Condition	Azimuth	Height	Comment	Raw	AF	CL	PA
	(Hz)	(dBuV/m)	(dBuV/m)	(dB)	(dB)	(m)		(°)	(m)		(dBuV)	(dB)	(dB)	(dB)
AV	5.7486G	102.03	Inf	-Inf	5.03	3	Horizontal	340	1.46	-	97.00	31.95	7.15	34.07
PK	5.6502G	58.70	68.35	-9.65	4.72	3	Horizontal	340	1.46	-	53.98	31.70	7.09	34.07
PK	5.7474G	114.32	Inf	-Inf	5.02	3	Horizontal	340	1.46	-	109.30	31.94	7.15	34.07
PK	5.973G	57.95	68.20	-10.25	5.47	3	Horizontal	340	1.46	-	52.48	32.40	7.15	34.08

802.11ax HEW20-BF_Nss1,(MCS0)_2TX

5745MHz_TX

18/02/2020

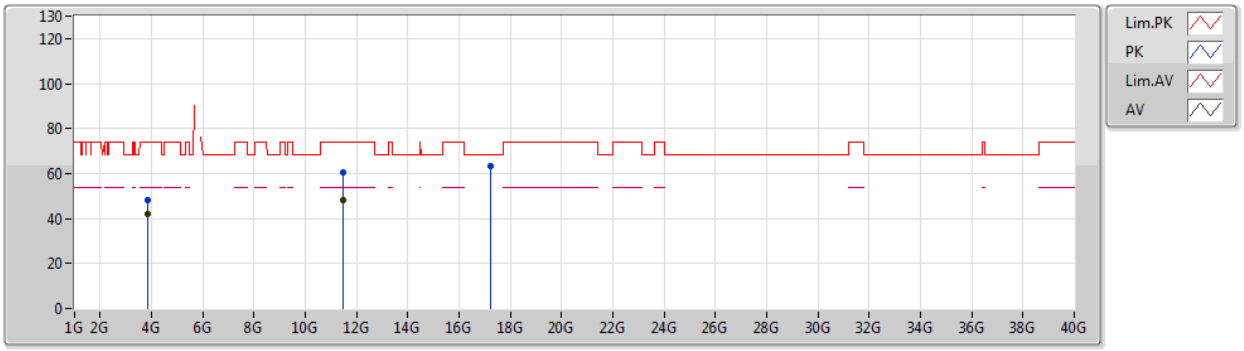

Type	Freq	Level	Limit	Margin	Factor	Dist	Condition	Azimuth	Height	Comment	Raw	AF	CL	PA
	(Hz)	(dBuV/m)	(dBuV/m)	(dB)	(dB)	(m)		(°)	(m)		(dBuV)	(dB)	(dB)	(dB)
AV	3.83003G	42.23	54.00	-11.77	1.39	3	Vertical	324	1.90	-	40.84	29.39	6.00	34.00
AV	11.48802G	48.31	54.00	-5.69	15.27	3	Vertical	345	1.29	-	33.04	39.57	9.89	34.19
PK	3.82994G	47.96	74.00	-26.04	1.39	3	Vertical	324	1.90	-	46.57	29.39	6.00	34.00
PK	11.49078G	60.71	74.00	-13.29	15.26	3	Vertical	345	1.29	-	45.45	39.56	9.89	34.19
PK	17.24946G	63.21	68.20	-4.99	20.17	3	Vertical	222	2.48	-	43.04	41.92	11.73	33.48

802.11ax HEW20-BF_Nss1,(MCS0)_2TX

5745MHz_TX

18/02/2020

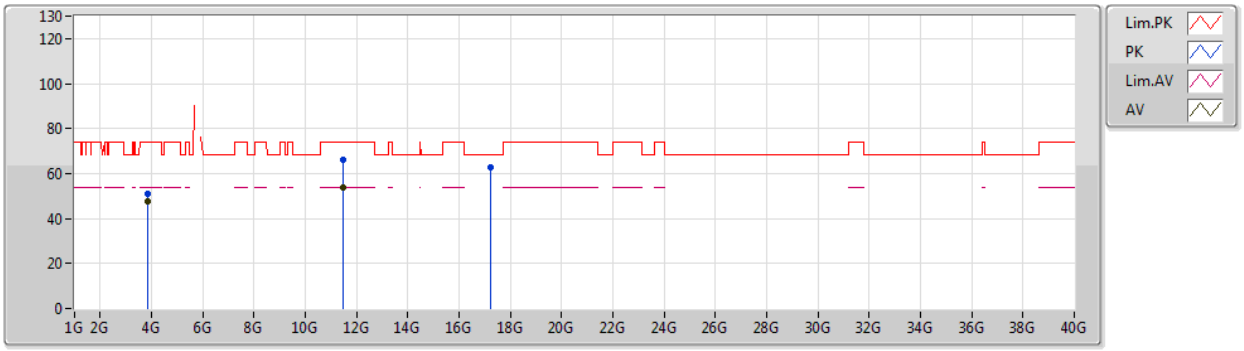

Type	Freq	Level	Limit	Margin	Factor	Dist	Condition	Azimuth	Height	Comment	Raw	AF	CL	PA
	(Hz)	(dBuV/m)	(dBuV/m)	(dB)	(dB)	(m)		(°)	(m)		(dBuV)	(dB)	(dB)	(dB)
AV	3.83005G	47.48	54.00	-6.52	1.39	3	Horizontal	354	1.11	-	46.09	29.39	6.00	34.00
AV	11.48976G	53.88	54.00	-0.12	15.26	3	Horizontal	35	2.43	-	38.62	39.56	9.89	34.19
PK	3.83007G	51.12	74.00	-22.88	1.39	3	Horizontal	354	1.11	-	49.73	29.39	6.00	34.00
PK	11.49078G	66.13	74.00	-7.87	15.26	3	Horizontal	35	2.43	-	50.87	39.56	9.89	34.19
PK	17.2434G	63.00	68.20	-5.20	20.12	3	Horizontal	105	2.37	-	42.88	41.88	11.72	33.48

802.11ax HEW20-BF_Nss1,(MCS0)_2TX

5785MHz_TX

18/02/2020

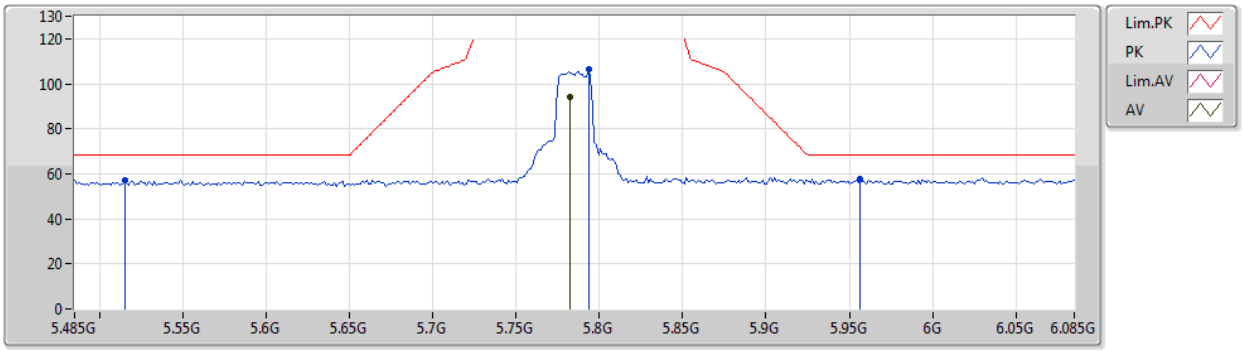

Type	Freq	Level	Limit	Margin	Factor	Dist	Condition	Azimuth	Height	Comment	Raw	AF	CL	PA
	(Hz)	(dBuV/m)	(dBuV/m)	(dB)	(dB)	(m)		(°)	(m)		(dBuV)	(dB)	(dB)	(dB)
AV	5.7826G	94.10	Inf	-Inf	5.14	3	Vertical	360	2.98	-	88.96	32.05	7.17	34.08
PK	5.515G	57.00	68.20	-11.20	4.74	3	Vertical	360	2.98	-	52.26	31.77	7.04	34.07
PK	5.7934G	106.28	Inf	-Inf	5.18	3	Vertical	360	2.98	-	101.10	32.08	7.18	34.08
PK	5.9566G	57.89	68.20	-10.31	5.47	3	Vertical	360	2.98	-	52.42	32.40	7.15	34.08

802.11ax HEW20-BF_Nss1,(MCS0)_2TX

5785MHz_TX

18/02/2020

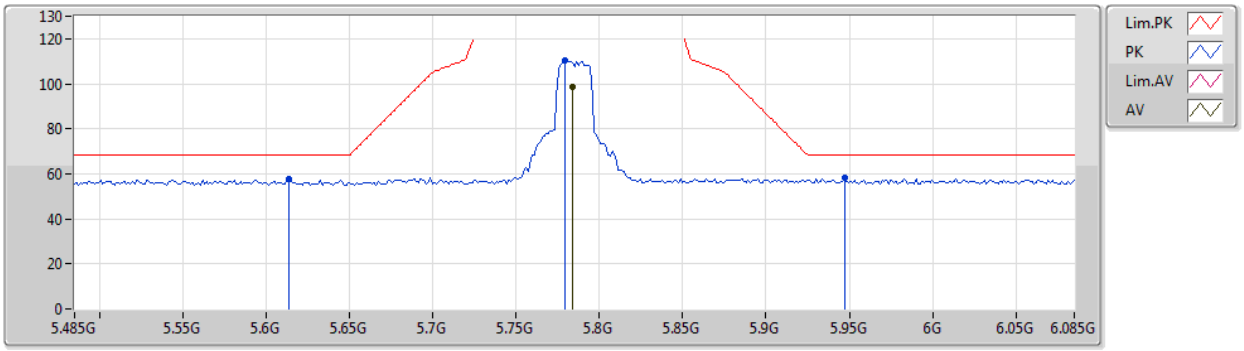

Type	Freq	Level	Limit	Margin	Factor	Dist	Condition	Azimuth	Height	Comment	Raw	AF	CL	PA
	(Hz)	(dBuV/m)	(dBuV/m)	(dB)	(dB)	(m)		(°)	(m)		(dBuV)	(dB)	(dB)	(dB)
AV	5.7838G	98.76	Inf	-Inf	5.14	3	Horizontal	336	1.50	-	93.62	32.05	7.17	34.08
PK	5.6134G	57.84	68.20	-10.36	4.63	3	Horizontal	336	1.50	-	53.21	31.63	7.07	34.07
PK	5.779G	110.23	Inf	-Inf	5.13	3	Horizontal	336	1.50	-	105.10	32.04	7.17	34.08
PK	5.947G	58.04	68.20	-10.16	5.47	3	Horizontal	336	1.50	-	52.57	32.40	7.15	34.08

802.11ax HEW20-BF_Nss1,(MCS0)_2TX

5785MHz_TX

18/02/2020

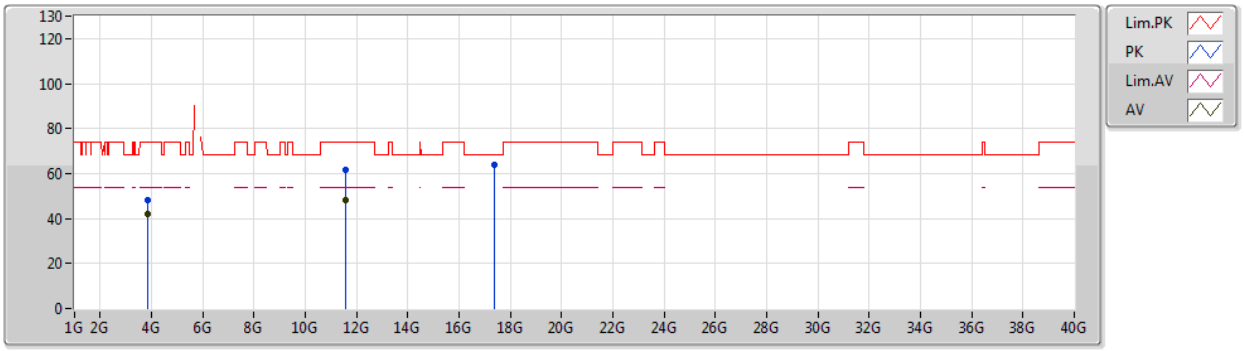

Type	Freq	Level	Limit	Margin	Factor	Dist	Condition	Azimuth	Height	Comment	Raw	AF	CL	PA
	(Hz)	(dBuV/m)	(dBuV/m)	(dB)	(dB)	(m)		(°)	(m)		(dBuV)	(dB)	(dB)	(dB)
AV	3.85674G	42.12	54.00	-11.88	1.49	3	Vertical	360	1.00	-	40.63	29.47	6.02	34.00
AV	11.56994G	48.11	54.00	-5.89	15.22	3	Vertical	345	1.50	-	32.89	39.46	9.95	34.19
PK	3.85678G	48.11	74.00	-25.89	1.49	3	Vertical	360	1.00	-	46.62	29.47	6.02	34.00
PK	11.573G	61.56	74.00	-12.44	15.22	3	Vertical	345	1.50	-	46.34	39.46	9.95	34.19
PK	17.3592G	64.04	68.20	-4.16	20.99	3	Vertical	78	2.19	-	43.05	42.68	11.81	33.50

802.11ax HEW20-BF_Nss1,(MCS0)_2TX

5785MHz_TX

18/02/2020

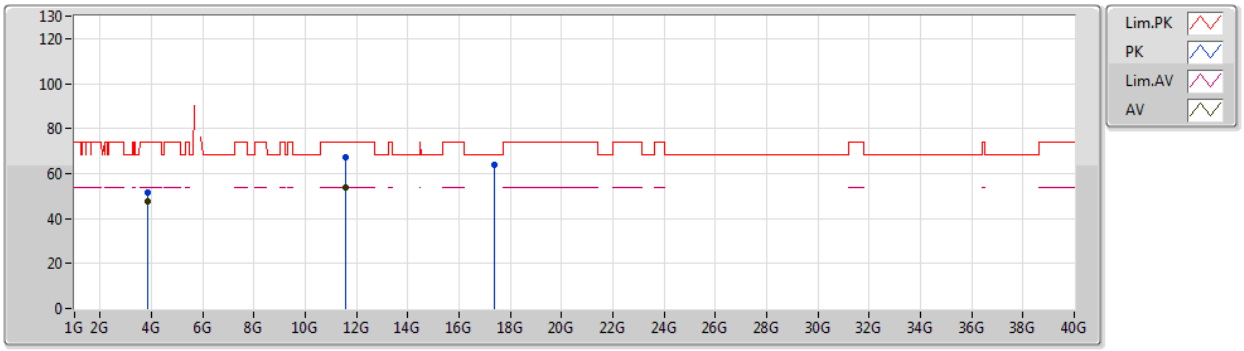

Type	Freq	Level	Limit	Margin	Factor	Dist	Condition	Azimuth	Height	Comment	Raw	AF	CL	PA
	(Hz)	(dBuV/m)	(dBuV/m)	(dB)	(dB)	(m)		(°)	(m)		(dBuV)	(dB)	(dB)	(dB)
AV	3.8567G	47.37	54.00	-6.63	1.49	3	Horizontal	347	1.78	-	45.88	29.47	6.02	34.00
AV	11.56868G	53.90	54.00	-0.10	15.21	3	Horizontal	37	1.50	-	38.69	39.46	9.94	34.19
PK	3.85661G	51.38	74.00	-22.62	1.49	3	Horizontal	347	1.78	-	49.89	29.47	6.02	34.00
PK	11.56982G	66.99	74.00	-7.01	15.22	3	Horizontal	37	1.50	-	51.77	39.46	9.95	34.19
PK	17.36004G	63.62	68.20	-4.58	20.99	3	Horizontal	293	1.93	-	42.63	42.68	11.81	33.50

802.11ax HEW20-BF_Nss1,(MCS0)_2TX

5825MHz_TX

18/02/2020

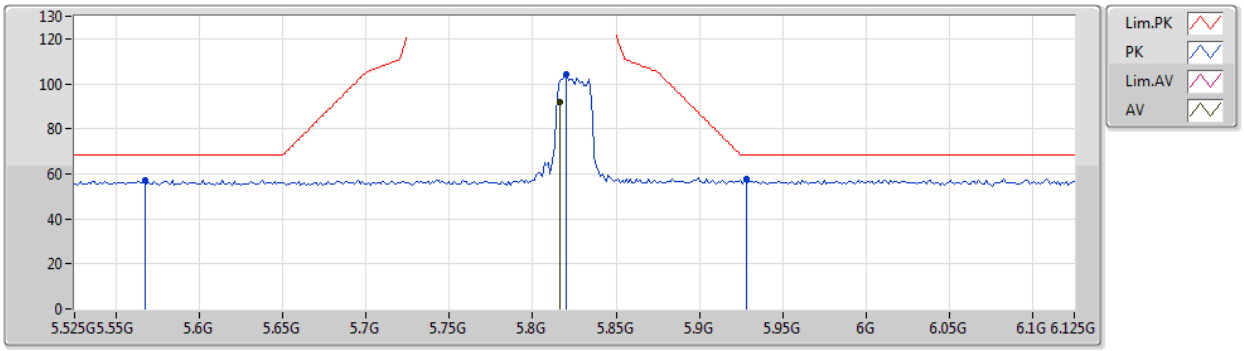

Type	Freq	Level	Limit	Margin	Factor	Dist	Condition	Azimuth	Height	Comment	Raw	AF	CL	PA
	(Hz)	(dBuV/m)	(dBuV/m)	(dB)	(dB)	(m)		(°)	(m)		(dBuV)	(dB)	(dB)	(dB)
AV	5.8166G	91.73	Inf	-Inf	5.25	3	Vertical	38	1.52	-	86.48	32.15	7.18	34.08
PK	5.567G	57.19	68.20	-11.01	4.65	3	Vertical	38	1.52	-	52.54	31.67	7.05	34.07
PK	5.8202G	104.15	Inf	-Inf	5.26	3	Vertical	38	1.52	-	98.89	32.16	7.18	34.08
PK	5.9282G	57.56	68.20	-10.64	5.48	3	Vertical	38	1.52	-	52.08	32.40	7.16	34.08

802.11ax HEW20-BF_Nss1,(MCS0)_2TX

5825MHz_TX

18/02/2020

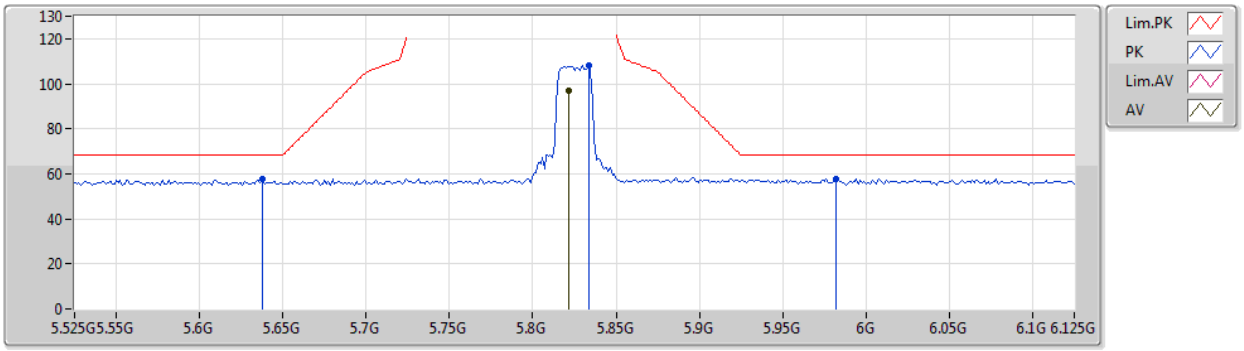

Type	Freq	Level	Limit	Margin	Factor	Dist	Condition	Azimuth	Height	Comment	Raw	AF	CL	PA
	(Hz)	(dBuV/m)	(dBuV/m)	(dB)	(dB)	(m)		(°)	(m)		(dBuV)	(dB)	(dB)	(dB)
AV	5.8214G	96.76	Inf	-Inf	5.26	3	Horizontal	16	1.54	-	91.50	32.16	7.18	34.08
PK	5.6378G	57.65	68.20	-10.55	4.69	3	Horizontal	16	1.54	-	52.96	31.68	7.08	34.07
PK	5.8334G	108.40	Inf	-Inf	5.30	3	Horizontal	16	1.54	-	103.10	32.20	7.18	34.08
PK	5.9822G	57.91	68.20	-10.29	5.47	3	Horizontal	16	1.54	-	52.44	32.40	7.15	34.08

802.11ax HEW20-BF_Nss1,(MCS0)_2TX

5825MHz_TX

18/02/2020

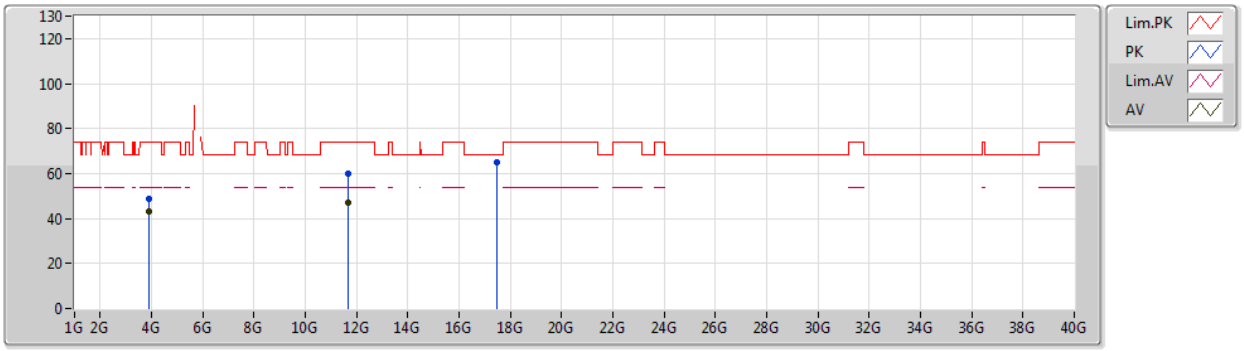

Type	Freq	Level	Limit	Margin	Factor	Dist	Condition	Azimuth	Height	Comment	Raw	AF	CL	PA
	(Hz)	(dBuV/m)	(dBuV/m)	(dB)	(dB)	(m)		(°)	(m)		(dBuV)	(dB)	(dB)	(dB)
AV	3.88337G	43.19	54.00	-10.81	1.59	3	Vertical	321	2.17	-	41.60	29.55	6.04	34.00
AV	11.65048G	47.21	54.00	-6.79	15.15	3	Vertical	117	1.94	-	32.06	39.35	10.00	34.20
PK	3.88334G	48.77	74.00	-25.23	1.59	3	Vertical	321	2.17	-	47.18	29.55	6.04	34.00
PK	11.64824G	59.76	74.00	-14.24	15.16	3	Vertical	117	1.94	-	44.60	39.36	10.00	34.20
PK	17.48856G	64.83	68.20	-3.37	21.95	3	Vertical	217	1.02	-	42.88	43.57	11.91	33.53

802.11ax HEW20-BF_Nss1,(MCS0)_2TX

5825MHz_TX

18/02/2020

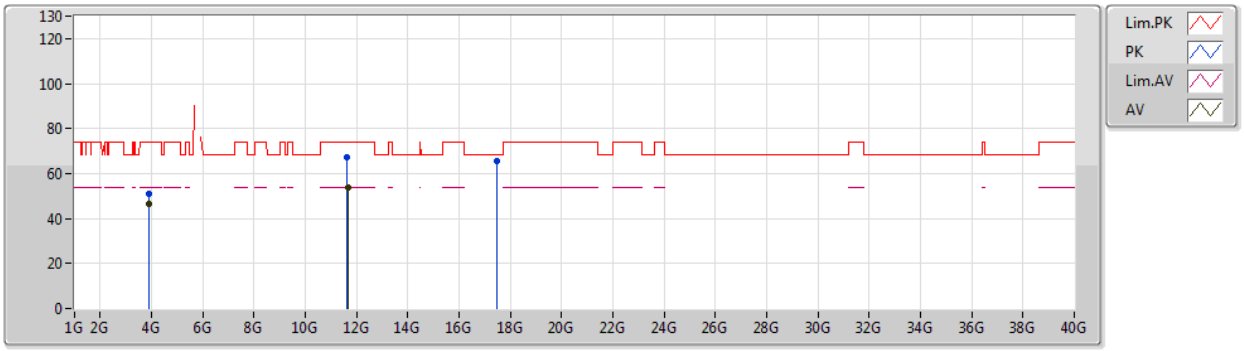

Type	Freq	Level	Limit	Margin	Factor	Dist	Condition	Azimuth	Height	Comment	Raw	AF	CL	PA
	(Hz)	(dBuV/m)	(dBuV/m)	(dB)	(dB)	(m)		(°)	(m)		(dBuV)	(dB)	(dB)	(dB)
AV	3.88336G	46.68	54.00	-7.32	1.51	3	Horizontal	347	1.95	-	45.17	29.55	5.96	34.00
AV	11.65108G	53.75	54.00	-0.25	15.78	3	Horizontal	60	1.63	-	37.97	39.35	10.63	34.20
PK	3.88328G	50.75	74.00	-23.25	1.50	3	Horizontal	347	1.95	-	49.25	29.55	5.95	34.00
PK	11.64496G	67.48	74.00	-6.52	15.78	3	Horizontal	60	1.63	-	51.70	39.36	10.62	34.20
PK	17.47998G	65.84	68.20	-2.36	23.28	3	Horizontal	50	1.11	-	42.56	43.51	13.30	33.53