Internal Photos of the EUT

Fig. 1

Fig. 2

Fig. 3



Fig. 4

Fig. 5



Fig. 6



Fig. 7



Fig. 8



Fig. 9



Fig. 10



Fig. 11


audiolab
D9 DPL PCB
PCB ISSUE A00
PCB P/N 053-0105B10120R
REVISION DATE CE-03-AG
SCH ISSUE A00
LABEL

Fig. 12



Fig. 13



Fig. 14



Fig. 15



Fig. 16



Fig. 17


GND
+5VD
T5
T2
T3 T4
T1
SPDIF_ERR
DIR_DATA
DIR_MCLK
GND_TR
+15V_TR
D9 USB PCB
PCB ISSUE A00
PCB P/N 053-0105010370R
REVISION DATE CE-03-AG
SCH ISSUE A00
BT_RX
BT_TX
4094_STR
GND
DIR_LRCK
BCLK_DSD/CLK
DATA_DSD/R
XM_TX 4094_DI
SPDIF_USB
LRCK_DSD/L
DIR_BCLK
4094_CLK

Fig. 18


IAG USB Audio Interface

Fig. 19


QUALCOMM
QCC5125
000
FE419TGV
X-5R300
-000A1
MX25
.U3232F
32.000
MHZ
V1.2
U7
R5
C8 C6 C3

Fig. 20

GD AJ2529
25Q16ETIG
EUU4B9
XMOS
V16A0PP
GT2415P2
TG2S17.00

Fig. 21