**RADIATED RF MEASUREMENT SETUP (BELOW 1 GHz)**

RADIATED FRONT PHOTO (BELOW 1 GHz)

RADIATED BACK PHOTO (BELOW 1 GHz)




*This report shall not be reproduced except in full, without the written approval of UL Verification Services Inc. .*

**RADIATED RF MEASUREMENT SETUP (ABOVE 1 GHz)**

RADIATED FRONT PHOTO (ABOVE 1 GHz)



RADIATED BACK PHOTO (ABOVE 1 GHz)

*This report shall not be reproduced except in full, without the written approval of UL Verification Services Inc. .*

**RADIATED RF MEASUREMENT SETUP FOR PORTABLE CONFIGURATION**

X-AXIS FRONT PHOTO



X-AXIS BACK PHOTO




*This report shall not be reproduced except in full, without the written approval of UL Verification Services Inc. .*

Y-AXIS FRONT PHOTO



Y-AXIS BACK PHOTO




*This report shall not be reproduced except in full, without the written approval of UL Verification Services Inc. .*

Z-AXIS FRONT PHOTO



Z-AXIS BACK PHOTO




*This report shall not be reproduced except in full, without the written approval of UL Verification Services Inc. .*

**POWERLINE CONDUCTED EMISSIONS MEASUREMENT SETUP**

LINE CONDUCTED FRONT PHOTO



LINE CONDUCTED BACK PHOTO

*This report shall not be reproduced except in full, without the written approval of UL Verification Services Inc. .*

**DYNAMIC FREQUENCY SELECTION MEASUREMENT SETUP**

DFS FRONT PHOTO (EUT)




DFS SIDE PHOTO (EUT)

*This report shall not be reproduced except in full, without the written approval of UL Verification Services Inc. .*

DFS FRONT PHOTO (CLIENT MODE SETUP)

# END OF REPORT


*This report shall not be reproduced except in full, without the written approval of UL Verification Services Inc. .*