NCC 低功率射頻電機型式試驗報告

產品名稱(中文)	Intel® Wireless-AC 9560
型　　號	9560NGW
廠　　牌	Intel

申　請　者	文曄科技股份有限公司
地　　址	新北市中和區平河里中正路738號14樓

受　理　日　期	106 年 06 月 05 日
報告發行日期	108 年 07 月 31 日
報　告　號　碼	1970421R-RFTWP35V00
報　告　版　本	V1.0

Testing Laboratory
3023

本測試報告只針對受測產品有效.
本測試報告內之測試結果可藉由測試儀器設備之校正報告與本報告內所評估量測不確定度追溯至國家或國際標準
不得使用本報告宣稱產品是由 TAF 或任何政府機構背書.
本測試報告非經德凱認證股份有限公司同意不可複製使用.

低 功 率 射 頻 電 機 量 測 報 告

報告發行日期: 108 年 07 月 31 日

報告號碼: 1970421R-RFTWP35V00

產品名稱(中文)	Intel® Wireless-AC 9560
申請者	文曄科技股份有限公司
地址	新北市中和區平河里中正路 738 號 14 樓
製造廠商	INTEL CORPORATION SAS
待測物額定電壓	DC 3.3V
待測物測試電壓	DC 3.3V
商標或廠牌	Intel
型式號	9560NGW
試驗標準	低功率射頻電機技術規範(107 年 01 月)
試驗結果	符 合

項次	量 測 項 目	標稱規格	測試結果	量測設備	量測不確定度
1	電源端點干擾測試	低功率射頻電機技術規範 2.3 節	PASS	請參閱 2.2 節	請參閱 3.4 節
2	天 線 之 要 求	低功率射頻電機技術規範 4.7.3 節及 4.7.8 節	PASS	--	--
3	峰 值 發 射 功 率	低功率射頻電機技術規範 4.7.3 節	PASS	請參閱 2.2 節	請參閱 5.4 節
4	峰值功率頻譜密度	低功率射頻電機技術規範 4.7.3 節	PASS		請參閱 6.4 節
5	操作頻帶外的峰值發射	低功率射頻電機技術規範 4.7.4 節	PASS		請參閱 7.4 節
6	混 附 發 射	低功率射頻電機技術規範 2.8 節及 4.7.4 節	PASS		請參閱 8.4 節
7	不 必 要 之 發 射	低功率射頻電機技術規範 2.8 節及 4.7.4 節	PASS		請參閱 9.4 節
8	發 射 功 率 控 制	低功率射頻電機技術規範 4.7.7 節	部份頻率 EIRP 大於 500mW，須具備 TPC 機能，依據 4.7.7.1 之描述，須具備 TPC 機能		
9	佔 用 頻 帶 寬 度	低功率射頻電機技術規範 4.7.5 節	PASS	請參閱 2.2 節	請參閱 11..4 節
10	動 態 頻 率 選 擇	低功率射頻電機技術規範 4.7.7 節	請參閱 DFS 測試報告		
11	以 下 空 白	- -	- -	--	--

報告製作者	陳惠君
	高級行政專員 / 陳惠君
測試工程師	陳尚琨
	工程師 / 陳尚琨
實驗室簽署人	林介書
	協理 / 林介書

目　　錄

項　目		頁數
1.	基本資料	5
1.1.	待測物裝置資料	5
1.2.	待測裝置驗證說明	6
1.3.	系統測試時之週邊裝置	9
1.4.	測試系統組合圖	9
1.5.	待測裝置測試時之典型操作程序	9
2.	測試實驗室資料	10
2.1.	試驗單位與週遭環境	10
2.2.	測試設備明細	11
3.	電源端點干擾測試	12
3.1.	適用標準	12
3.2.	量測方法	12
3.3.	測試架構圖	12
3.4.	量測不確定度	13
3.5.	電源端點測試結果	14
4.	天線之要求	50
4.1.	適用標準	50
4.2.	天線樣式	51
5.	峰值發射功率	52
5.1.	適用標準	52
5.2.	量測方法	53
5.3.	測試架構圖	53
5.4.	量測不確定度	54
5.5.	峰值發射功率測試結果	55
6.	峰值功率頻譜密度	176
6.1.	適用標準	176
6.2.	量測方法	177
6.3.	測試架構圖	177
6.4.	量測不確定度	177
6.5.	峰值功率頻譜密度測試結果	178
7.	操作頻帶外的峰值發射	290
7.1.	適用標準	290
7.2.	量測方法	290
7.3.	測試架構圖	290
7.4.	量測不確定度	291
7.5.	操作頻帶外的峰值發射測試結果	292

8. 混附發射 352
8.1. 適用標準 352
8.2. 量測方法 353
8.3. 測試架構圖 354
8.4. 量測不確定度 354
8.5. 混附發射測試結果 355
9. 不必要之發射 411
9.1. 適用標準 411
9.2. 量測方法 411
9.3. 測試架構圖 412
9.4. 量測不確定度 412
9.5. 不必要發射測試結果 413
10. 發射功率控制(TPC) 821
10.1. 適用標準 821
10.2. 發射功率控制測試結果 821
11. 佔用頻帶寬度 822
11.1. 測試架構圖 822
11.2. 適用標準 822
11.3. 量測方法 822
11.4. 量測不確定度 822
11.5. 佔用頻帶寬度測試結果 823

附件 1: 待測物測試擺設相片
附件 2: 待測物內部相片

1. 基本資料

1.1. 待測物裝置資料

申請者(或公司)	文曄科技股份有限公司
地址	新北市中和區平河里中正路 738 號 14 樓
製造廠商	INTEL CORPORATION SAS
產品名稱	Intel® Wireless-AC 9560
商標	Intel
產品型號	9560NGW
天線樣式	PIFA Antenna
天線增益	Refer to the table “Antenna List”
頻道控制	Auto

Antenna List

No.	Manufacturer	Model No.	Antenna Type	Peak Gain
1	SkyCross	N/A (Main) N/A (Aux)	PIFA	3.64 dBi for 5.15~5.25GHz 3.73 dBi for 5.25~5.35GHz 4.77 dBi for 5.47~5.725GHz 4.97 dBi for 5.725~5.850GHz

1.2. 待測裝置驗證說明

1. 待測裝置規格說明:

待測物為 Intel® Wireless-AC 9560，內建了 WiFi 及 Bluetooth 功能，此報告為 5GHz WLAN 的測試報告;其天線為半固定式 PIFA 天線，悉採 5GHz 為載波，利用寬頻數位調變(OFDM)方式 802.11a：6 – 54Mbps, 802.11n：14.4 – 144.4Mbps using 20MHz channel、30 – 300Mbps using 40MHz channel)來傳送訊號，頻道 36、44、48、52、60、64、100、116、140、149、157、165 (802.11a/n-20MHz)和頻道 38、46、54、62、102、118、134、151、159(802.11n-40MHz)被選擇為測試頻道，速率 6Mbps (802.11a)與 MCS8 (802.11n)被選擇為測試傳輸速率。

另支援 802.11ac 14.4 – 173.3Mbps using 20MHz channel、802.11ac 30 – 400Mbps using 40MHz channel 、802.11ac 65 – 866.7Mbps using 80MHz channel 、802.11ac 130 – 1733Mbps using 160MHz channel 來傳送訊號，頻道 144 (802.11ac-20MHz)和頻道 142(802.11ac-40MHz) 和頻道 42、58、106、122、138、155(802.11ac-80MHz) 和頻道 50、114(802.11ac-160MHz)被選擇為測試頻道，速率 MCS0 (802.11ac-20MHz)與 MCS0 (802.11ac-40MHz) 與 MCS0 (802.11ac-80MHz) 與 MCS0 (802.11ac-160MHz)被選擇為測試傳輸速率。

結果顯示於此份報告中。

本報告為複製報告，在原申請人(INTEL CORPORATION SAS)的同意下，授權文曄科技股份有限公司使用原始測試數據，原始報告編號為：1760160R-RFTWP35V00。

(1) 此產品為受控運作模式,動態頻率選擇不具有 active scan or Ad-hoc 功能,只能做 passive scan 的運作。

(2) 待測裝置為同一體。

(3) 發射體主要功能特性有:

<1> 待測裝置利用無線電波,分別借由無線電波,傳送及接收,達到資料傳送之目的。

<2> 待測裝置傳送訊號,使用 5GHz 為載波頻率，利用數位調變方式來傳送訊號, 且其天線為半固定式 PIFA 天線。

<3> 基本發射工作頻率範圍 5.150-5.250GHz ,5.250-5.350GHz , 5.470-5.725GHz, 5.725~5.850GHz。

<4> 頻道切換方式: 採自動切換控制方式。

<5> 調變方式: 採 OFDM 調變方式。

<6> 傳輸速率: 802.11a: 6 – 54Mbps。

802.11n: 14.4 – 144.4Mbps using 20MHz channel、30 – 300Mbps using 40MHz channel。

802.11ac : 14.4 – 173.4Mbps using 20MHz channel、802.11ac 30 – 400Mbps using 40MHz channel 、802.11ac 65 – 866.7Mbps using 80MHz channel、802.11ac 130 – 1733Mbps using 160MHz channel。

<7> 工作電壓: DC 3.3V。

<8> 測試軟體: DRTU (Ver 10.1720.0-05195) 。

<9> 802.11a/n-20MHz 共計 24 個工作頻道, 工作頻道頻率為:

Channel	Frequency	Channel	Frequency	Channel	Frequency	Channel	Frequency
Channel 36:	5180 MHz	Channel 40:	5200 MHz	Channel 44:	5220 MHz	Channel 48:	5240 MHz
Channel 52:	5260 MHz	Channel 56:	5280 MHz	Channel 60:	5300 MHz	Channel 64:	5320 MHz
Channel 100:	5500 MHz	Channel 104:	5520 MHz	Channel 108:	5540 MHz	Channel 112:	5560 MHz
Channel 116:	5580 MHz	Channel 120:	5600 MHz	Channel 124:	5620 MHz	Channel 128:	5640 MHz
Channel 132:	5660 MHz	Channel 136:	5680 MHz	Channel 140:	5700 MHz	Channel 149:	5745 MHz
Channel 153:	5765 MHz	Channel 157:	5785 MHz	Channel 161:	5805 MHz	Channel 165:	5825 MHz

<10>802.11n-40MHz 共計 11 個工作頻道, 工作頻道頻率為:

Channel	Frequency	Channel	Frequency	Channel	Frequency	Channel	Frequency
Channel 38:	5190 MHz	Channel 46:	5230 MHz	Channel 54:	5270 MHz	Channel 62:	5310 MHz
Channel 102:	5510 MHz	Channel 110:	5550 MHz	Channel 118:	5590 MHz	Channel 126:	5630 MHz
Channel 134:	5670 MHz	Channel 151:	5755 MHz	Channel 159:	5795 MHz		

<11>802.11ac-20MHz 共計 1 個工作頻道, 工作頻道頻率為:

Channel	Frequency
Channel 144:	5720 MHz

<12>802.11ac-40MHz 共計 1 個工作頻道, 工作頻道頻率為:

Channel	Frequency
Channel 142:	5710 MHz

<13>802.11ac-80MHz 共計 6 個工作頻道, 工作頻道頻率為:

Channel	Frequency	Channel	Frequency	Channel	Frequency	Channel	Frequency
Channel 42:	5210 MHz	Channel 58:	5290 MHz	Channel 106:	5530 MHz	Channel 122:	5610 MHz
Channel 138:	5690 MHz	Channel 155:	5775 MHz				

<14>802.11ac-160MHz 共計 2 個工作頻道, 工作頻道頻率為:

Channel	Frequency	Channel	Frequency
Channel 50:	5250 MHz	Channel 114:	5570 MHz

<15> 關於受測物詳細說明，請參閱製造商規格或使用手冊。

EMI 模式	Mode 1: 發射器 802.11a Mode 1: 發射器 802.11n-20BW Mode 1: 發射器 802.11n-40BW Mode 1: 發射器 802.11ac-20BW Mode 1: 發射器 802.11ac-40BW Mode 1: 發射器 802.11ac-80BW Mode 1: 發射器 802.11ac-160BW Mode 1: 發射器 802.11a_Beamforming Mode 1: 發射器 802.11n-20BW_Beamforming Mode 1: 發射器 802.11n-40BW_Beamforming Mode 1: 發射器 802.11ac-20BW_Beamforming Mode 1: 發射器 802.11ac-40BW_Beamforming Mode 1: 發射器 802.11ac-80BW_Beamforming Mode 1: 發射器 802.11ac-160BW_Beamforming Mode 2: 接收器 802.11n-20BW Mode 2: 接收器 802.11n-40BW Mode 2: 接收器 802.11ac-20BW Mode 2: 接收器 802.11ac-40BW Mode 2: 接收器 802.11ac-80BW Mode 2: 接收器 802.11ac-160BW

1.3. 系統測試時之週邊裝置

待測裝置測試時，其搭配系統測試時之週邊裝置包括下列：

發射器模式 & 接收器模式：

Product		Manufacturer	Model No.	Serial No.	FCC ID	Power Cord
1	Notebook PC	DELL	N/A	N/A	N/A	Non-Shielded, 0.8m
2	Test Fixture	Intel	N/A	N/A	N/A	N/A

Signal Cable Type		Signal cable Description
A	Test Fixture Line	Non-Shielded, 1.0m

1.4. 測試系統組合圖

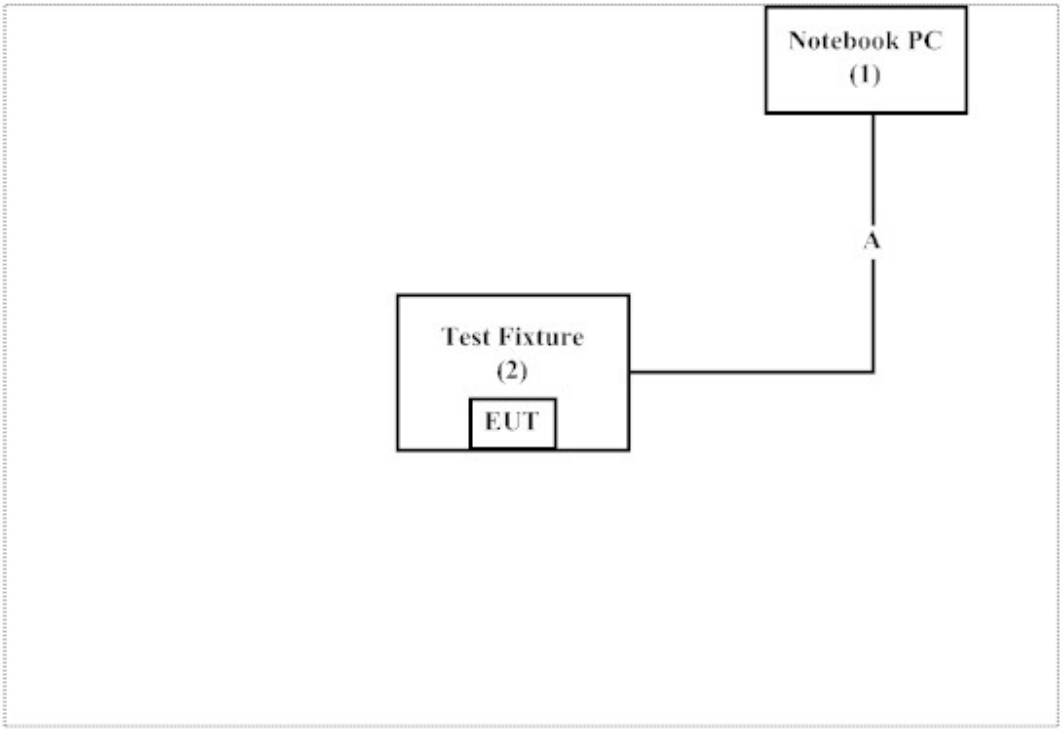

1.5. 待測裝置測試時之典型操作程序

1.	測試配置如上圖 1.4 所示.
2.	筆電執行 DRTU (Ver 10.1720.0-05195)控制發射
3.	設定所要測試之模式、頻道及速率
4.	確認訊號是持續發射狀態模式，無誤後開始測試

2. 測試實驗室資料

2.1. 試驗單位與週遭環境

實驗室環境條件:

項　　目	實際測試條件
溫度 (°C)	20-35
濕度 (%RH)	30-65
大氣壓力 (mbar)	950-1000

德凱認證股份有限公司是家專為無線產品、手機、通訊、電磁相容及安全規範的技術測試暨認證顧問之專業實驗室，實驗室秉持著公正客觀的態度及全套完整測試設備，和本身完善的品質系統，實驗室皆依 ISO/IEC 17025、EN 45001 及 ISO/IEC Guide 25 管理實驗室，並取得各國認證機構之合格證書，實驗室之相關合格證書，可由德凱認證股份有限公司的網站下載，下載網址:

http://www.dekra.com.tw/chinese/about/certificates.aspx?bval=5

實驗室之詳細地址、位置與聯絡方式，可由德凱認證股份有限公司的網站查詢，網址:

http://www.dekra.com.tw

財團法人全國認證基金會 認證
特定服務計畫 : 電信設備測試實驗室認證服務計畫
初次認證日期 : 一百零三年十月二十四日
認證有效期間 : 一百零六年十二月十三日起至一百零九年十二月十二日止
認可測試領域 : 低功率射頻電機(工作頻率9kHz to 220GHz)
認可編號 : 3023

測試實驗室名稱 : 德凱認證股份有限公司

測試實驗室位置 : 新北市林口區文化一路二段159號

2.2. 測試設備明細

For Conduction measurements /ASR1

	Equipment	Manufacturer	Model No.	Serial No.	Cali. Data	Due. Data
X	EMI Test Receiver	R&S	ESR7	161601	2017.01.06	2018.01.05
X	Two-Line V-Network	R&S	ENV216	101306	2017.02.16	2018.02.15
X	Two-Line V-Network	R&S	ENV216	101307	2017.03.17	2018.03.16
X	Coaxial Cable	Quietek	RG400_BNC	RF001	2017.05.24	2018.05.23

Note:
1. All equipments are calibrated every one year.
2. The test instruments marked with "X" are used to measure the final test results.
3. Test Software version : QuieTek EMI 2.0 V2.1.113

For Conducted measurements /ASR4

	Equipment	Manufacturer	Model No.	Serial No.	Cali. Data	Due. Data
X	Spectrum Analyzer	R&S	FSV30	103464	2017.01.09	2018.01.08
X	Power Meter	Anritsu	ML2496A	1548003	2016.12.15	2017.12.14
X	Power Sensor	Anritsu	MA2411B	1531024	2016.12.15	2017.12.14
X	Power Sensor	Anritsu	MA2411B	1531025	2016.12.15	2017.12.14
	Bluetooth Tester	R&S	CBT	101238	2017.01.03	2018.01.02

Note:
1. All equipments are calibrated every one year.
2. The test instruments marked with "X" are used to measure the final test results.
3. Test Software version : QuieTek Conduction Test System V8.0.110

For Radiated measurements /ACB1

	Equipment	Manufacturer	Model No.	Serial No.	Cali. Data	Due. Data
X	Loop Antenna	TESEQ	HLA6121	37133	2016.03.18	2018.03.17
X	Bi-Log Antenna	SCHWARZBECK	VULB9168	9168-674	2017.02.09	2018.02.08
X	Horn Antenna	ETS-Lindgren	3117	00203800	2016.10.13	2017.10.12
X	Horn Antenna	Com-Power	AH-840	101087	2017.05.24	2018.05.23
X	Pre-Amplifier	EMCI	EMC001330	980316	2017.05.14	2018.05.13
X	Pre-Amplifier	EMCI	EMC051835SE	980311	2017.05.15	2018.05.14
X	Pre-Amplifier	EMCI	EMC05820SE	980310	2017.05.15	2018.05.14
X	Pre-Amplifier	EMCI	EMC184045SE	980314	2017.05.17	2018.05.16
	Filter	MICRO TRONICS	BRM50702	G251	2016.08.11	2017.08.10
X	Filter	MICRO TRONICS	BRM50716	G188	2016.08.11	2017.08.10
X	EMI Test Receiver	R&S	ESR7	101602	2016.12.15	2017.12.14
X	Spectrum Analyzer	R&S	FSV40	101148	2017.01.24	2018.01.23
X	Coaxial Cable	SUHNER	SUCOFLEX 106	RF002	2017.05.25	2018.05.24
X	Mircoflex Cable	HUBER SUHNER	SUCOFLEX 102	MY3381/2	2016.08.11	2017.08.10

Note:
1. Loop Antenna is calibrated every two year, the other equipments are calibrated every one year.
2. The test instruments marked with "X" are used to measure the final test results.
3. Test Software version : QuieTek EMI 2.0 V2.1.113

3. 電源端點干擾測試

3.1. 適用標準

依據國家通訊傳播委員會低功率射頻電機技術規範之第 2.3 節，以市電為電源之低功率射頻電機，其傳導回電源線上頻率自 150 kHz～30 百萬赫(MHz)之射頻電壓(在電源端子每一電源線對接地點)應小於或等於下表所列之限制值。測量時應經過 50 微亨利(uH)及 50 歐姆(Ω)之電源線阻抗穩定網路(Line Impedance Stabilization Network；LISN)。頻率重疊處，以較低限制值為準。

Frequency 頻率範圍 MHz	傳導限制值(dBuV)	
	準尖峰值	平均值
0.15 - 0.50	66-56(註)	56-46(註)
0.50-5.0	56	46
5.0 - 30	60	50

註:隨頻率之對數遞減

3.2. 量測方法

待測物置於高 80 公分之非導體桌面（落地型產品置於地上），將待測物之電源線接至電源阻抗網路器(LISN)，同時保持待測物至 LISN 距 80 公分，並將電源線多餘部份以 30 至 40 公分之八字形捆綁於電源線中央，於在正常工作狀態下，執行待測物之火線及地線各一次量測。

電源端點場強之測量範圍由 0.15MHz – 30MHz，所量測之讀值皆為準尖峰值(Quasi-Peak Value)及平均值(Average Value)。 場強接收機之解析頻寬為 10kHz。

3.3. 測試架構圖

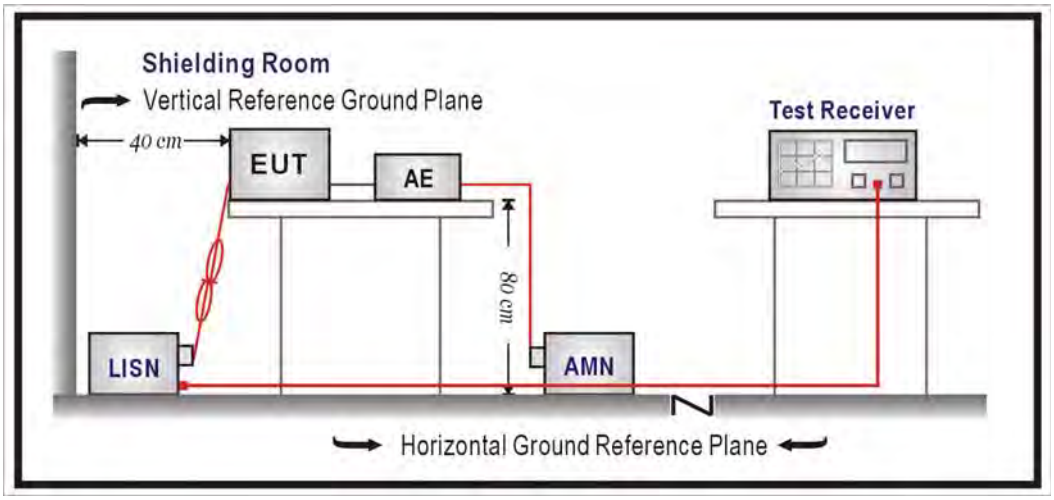

3.4. 量測不確定度

此項測試之量測不確定度為±2.35dB。

Note: 經初測驗證過，電源端點干擾測試對測試頻道數並無差異，因此檢附其中一個測試頻道之測試數據。

3.5. 電源端點測試結果

待測物名稱：Intel® Wireless-AC 9560
待測物型號：9560NGW　　測試模式：Mode 1: 發射器 802.11ac-80BW
測試頻道：CH 42 (5210MHz)　　試驗端點：Line 1
6 dB 頻寬：10 kHz　　視頻頻寬：10 kHz
檢測器：準尖峰值 & 平均值　　環境溫度：23 ℃
測試日期：106 年 07 月 14 日　　環境濕度：50 %

Frequency MHz	Correct Factor dB	Reading Level dBuV	Measurement Level dBuV	Margin dB	Limit dBuV
LINE 1					
準尖峰值					
0.157	9.705	39.930	49.636	-16.164	65.800
0.181	9.699	33.488	43.187	-21.927	65.114
0.366	9.709	32.560	42.269	-17.560	59.829
7.237	9.944	21.180	31.124	-28.876	60.000
18.980	10.126	17.931	28.057	-31.943	60.000
24.576	10.172	27.119	37.291	-22.709	60.000
平均值					
0.157	9.705	21.533	31.239	-24.561	55.800
0.181	9.699	17.799	27.498	-27.616	55.114
0.366	9.709	20.565	30.274	-19.555	49.829
7.237	9.944	10.713	20.657	-29.343	50.000
18.980	10.126	11.277	21.404	-28.596	50.000
24.576	10.172	27.352	37.524	-12.476	50.000

備註：

1. 所有之讀值為準尖峰值及平均值。
2. “　“意指量測數據中最高量測值。
3. Measurement Level = Reading Level + Correct Factor。
4. 上表以外之頻率，測試值與限度值相比較之下，因其值太低而未列於上表內。

待測物名稱：Intel® Wireless-AC 9560
待測物型號：9560NGW　　測試模式：Mode 1: 發射器 802.11ac-80BW
測試頻道：CH 42 (5210MHz)　　試驗端點：Line 2
6 dB 頻寬：10 kHz　　視頻頻寬：10 kHz
檢測器：準尖峰值 & 平均值　　環境溫度：23 ℃
測試日期：106 年 07 月 14 日　　環境濕度：50 %

Frequency MHz	Correct Factor dB	Reading Level dBuV	Measurement Level dBuV	Margin dB	Limit dBuV
LINE 2					
準尖峰值					
0.157	9.697	38.682	48.379	-17.421	65.800
0.181	9.696	32.921	42.616	-22.498	65.114
0.366	9.704	31.047	40.751	-19.078	59.829
6.533	9.931	20.937	30.869	-29.131	60.000
19.318	10.140	21.368	31.508	-28.492	60.000
24.576	10.212	28.021	38.233	-21.767	60.000
平均值					
0.157	9.697	21.163	30.860	-24.940	55.800
0.181	9.696	17.719	27.414	-27.700	55.114
0.366	9.704	19.750	29.454	-20.375	49.829
6.533	9.931	8.584	18.516	-31.484	50.000
19.318	10.140	12.082	22.222	-27.778	50.000
24.576	10.212	27.329	37.541	-12.459	50.000

備註：

1. 所有之讀值為準尖峰值及平均值。
2. “　“意指量測數據中最高量測值。
3. Measurement Level = Reading Level + Correct Factor。
4. 上表以外之頻率，測試值與限度值相比較之下，因其值太低而未列於上表內。

LINE 1

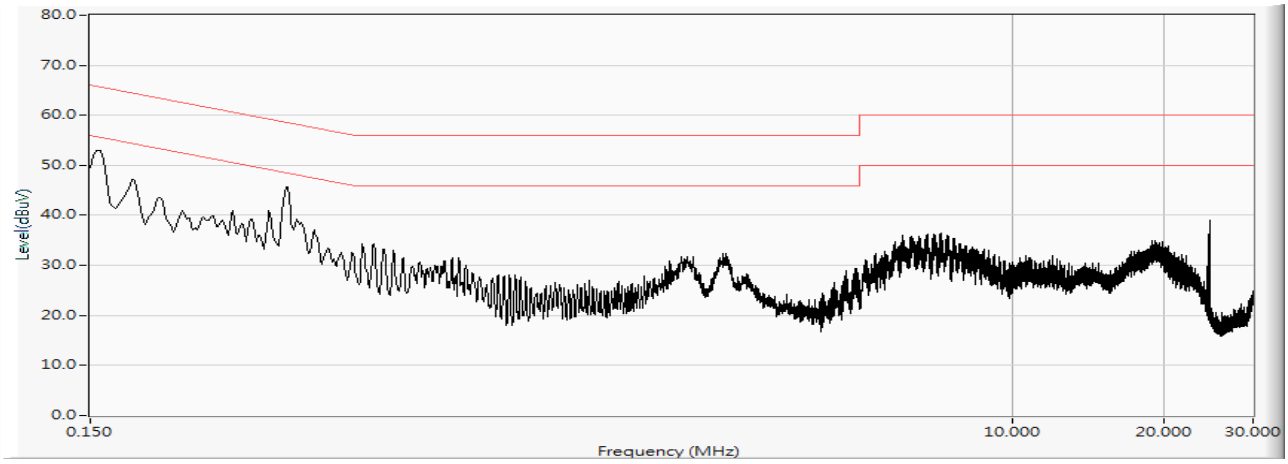
80.0
70.0
60.0
50.0
40.0
30.0
20.0
10.0
0.0
Level(dBuV)
0.150
10.000
20.000
30.000
Frequency (MHz)

LINE 2

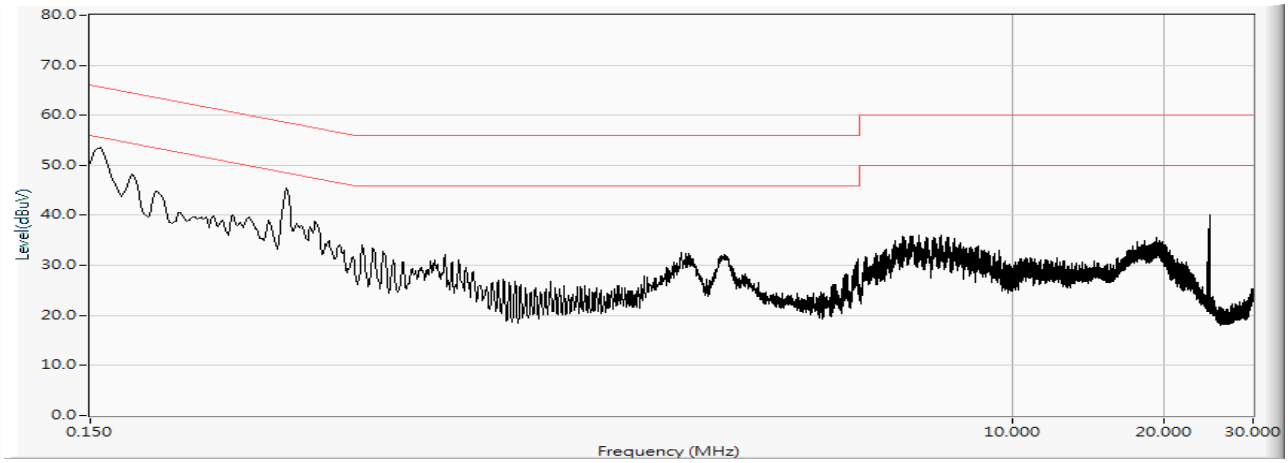
80.0
70.0
60.0
50.0
40.0
30.0
20.0
10.0
0.0
Level(dBuV)
0.150
10.000
20.000
30.000
Frequency (MHz)

待測物名稱：Intel® Wireless-AC 9560

待測物型號：9560NGW　　測 試 模 式 ：Mode 1: 發射器 802.11ac-80BW

測 試 頻 道 ： CH 58 (5290MHz)　　試 驗 端 點 ： Line 1

6 dB 頻寬： 10 kHz　　視 頻 頻 寬 ： 10 kHz

檢 測 器 ：準尖峰值 & 平均值　　環 境 溫 度 ：23 ℃

測 試 日 期 ： 106 年 07 月 14 日　　環 境 濕 度 ：50 %

Frequency MHz	Correct Factor dB	Reading Level dBuV	Measurement Level dBuV	Margin dB	Limit dBuV
LINE 1					
準尖峰值					
0.157	9.705	36.350	46.055	-19.745	65.800
0.490	9.736	26.797	36.533	-19.753	56.286
2.220	9.805	24.184	33.989	-22.011	56.000
3.608	9.853	21.371	31.224	-24.776	56.000
9.589	9.994	18.322	28.316	-31.684	60.000
24.576	10.172	23.617	33.789	-26.211	60.000
平均值					
0.157	9.705	21.633	31.339	-24.461	55.800
0.490	9.736	18.282	28.017	-18.269	46.286
2.220	9.805	17.085	26.890	-19.110	46.000
3.608	9.853	11.118	20.971	-25.029	46.000
9.589	9.994	14.223	24.217	-25.783	50.000
24.576	10.172	22.866	33.038	-16.962	50.000

備 註 ：

1. 所有之讀值為準尖峰值及平均值。
2. “　“意指量測數據中最高量測值。
3. Measurement Level = Reading Level + Correct Factor。
4. 上表以外之頻率，測試值與限度值相比較之下，因其值太低而未列於上表內。

待測物名稱：Intel® Wireless-AC 9560

待測物型號：9560NGW　　測 試 模 式 ：Mode 1: 發射器 802.11ac-80BW

測 試 頻 道 ：CH 58 (5290MHz)　　試 驗 端 點 ：Line 2

6 dB 頻寬：10 kHz　　視 頻 頻 寬 ：10 kHz

檢 測 器 ：準尖峰值 & 平均值　　環 境 溫 度 ：23 ℃

測 試 日 期 ：106 年 07 月 14 日　　環 境 濕 度 ：50 %

Frequency MHz	Correct Factor dB	Reading Level dBuV	Measurement Level dBuV	Margin dB	Limit dBuV
LINE 2					
準尖峰值					
0.159	9.697	36.673	46.370	-19.373	65.743
0.463	9.722	20.370	30.092	-26.965	57.057
0.672	9.738	18.817	28.555	-27.445	56.000
2.724	9.819	22.871	32.690	-23.310	56.000
9.895	9.998	11.425	21.423	-38.577	60.000
24.576	10.212	23.256	33.468	-26.532	60.000
平均值					
0.159	9.697	25.240	34.936	-20.807	55.743
0.463	9.722	14.706	24.428	-22.629	47.057
0.672	9.738	14.158	23.896	-22.104	46.000
2.724	9.819	18.313	28.132	-17.868	46.000
9.895	9.998	7.997	17.996	-32.004	50.000
24.576	10.212	22.335	32.547	-17.453	50.000

備 註 ：

1. 所有之讀值為準尖峰值及平均值。
2. “　“意指量測數據中最高量測值。
3. Measurement Level = Reading Level + Correct Factor。
4. 上表以外之頻率，測試值與限度值相比較之下，因其值太低而未列於上表內。

LINE 1

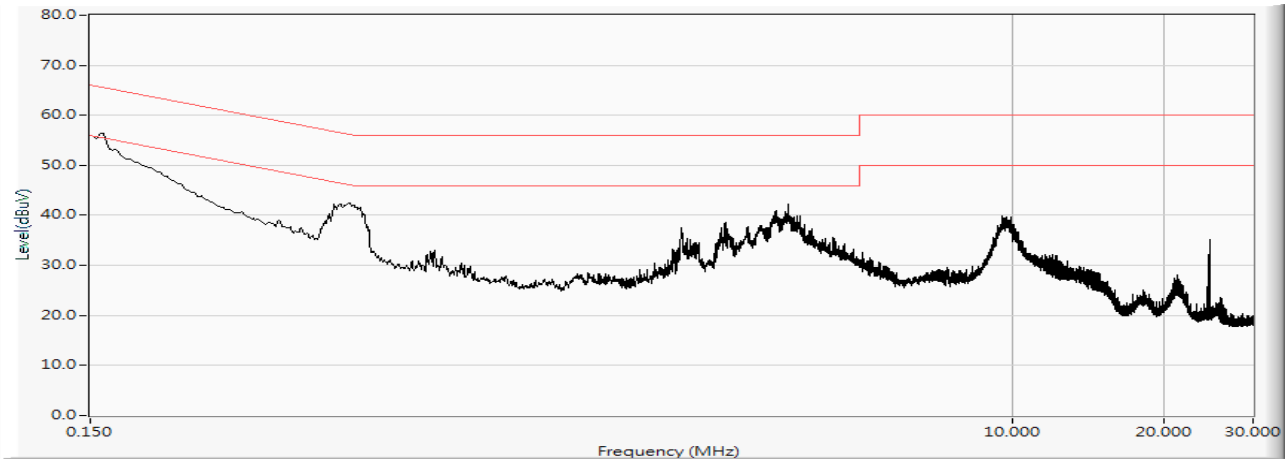
80.0
70.0
60.0
50.0
40.0
30.0
20.0
10.0
0.0
Level(dBuV)
0.150
10.000
20.000
30.000
Frequency (MHz)

LINE 2

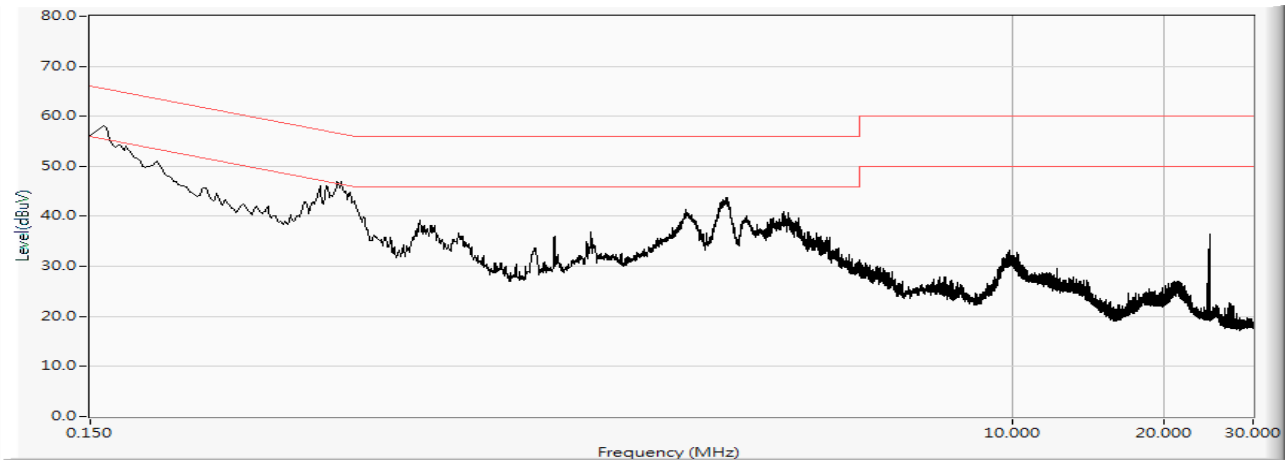
80.0
70.0
60.0
50.0
40.0
30.0
20.0
10.0
0.0
Level(dBuV)
0.150
10.000
20.000
30.000
Frequency (MHz)

待測物名稱：Intel® Wireless-AC 9560

待測物型號：9560NGW　　測 試 模 式 ：Mode 1: 發射器 802.11ac-80BW

測試頻道 ：CH 122 (5610MHz)　　試驗端點 ：Line 1

6 dB 頻寬：10 kHz　　視頻頻寬 ：10 kHz

檢 測 器 ：準尖峰值 & 平均值　　環境溫度 ：23 ℃

測試日期：106 年 07 月 14 日　　環境濕度 ：50 %

Frequency MHz	Correct Factor dB	Reading Level dBuV	Measurement Level dBuV	Margin dB	Limit dBuV
LINE 1					
準尖峰值					
0.152	9.707	37.293	47.000	-18.943	65.943
0.467	9.732	24.758	34.489	-22.454	56.943
2.713	9.819	21.588	31.407	-24.593	56.000
3.586	9.851	21.102	30.953	-25.047	56.000
9.690	9.989	18.079	28.067	-31.933	60.000
24.576	10.172	22.567	32.739	-27.261	60.000
平均值					
0.152	9.707	25.618	35.325	-20.618	55.943
0.467	9.732	17.314	27.045	-19.898	46.943
2.713	9.819	15.827	25.646	-20.354	46.000
3.586	9.851	10.410	20.261	-25.739	46.000
9.690	9.989	14.365	24.354	-25.646	50.000
24.576	10.172	21.623	31.795	-18.205	50.000

備 註 ：

1. 所有之讀值為準尖峰值及平均值。
2. “　“意指量測數據中最高量測值。
3. Measurement Level = Reading Level + Correct Factor。
4. 上表以外之頻率，測試值與限度值相比較之下，因其值太低而未列於上表內。

待測物名稱：Intel® Wireless-AC 9560

待測物型號：9560NGW　　測 試 模 式 ：Mode 1: 發射器 802.11ac-80BW

測 試 頻 道 ：CH 122 (5610MHz)　　試 驗 端 點 ：Line 2

6 dB 頻寬：10 kHz　　視 頻 頻 寬 ：10 kHz

檢 測 器 ：準尖峰值 & 平均值　　環 境 溫 度 ：23 ℃

測 試 日 期 ：106 年 07 月 14 日　　環 境 濕 度 ：50 %

Frequency MHz	Correct Factor dB	Reading Level dBuV	Measurement Level dBuV	Margin dB	Limit dBuV
LINE 2					
準尖峰值					
0.157	9.697	37.495	47.192	-18.608	65.800
0.487	9.726	23.420	33.146	-23.225	56.371
0.719	9.747	19.885	29.633	-26.367	56.000
3.613	9.853	20.544	30.397	-25.603	56.000
10.005	9.995	12.014	22.008	-37.992	60.000
24.576	10.212	22.885	33.097	-26.903	60.000
平均值					
0.157	9.697	24.955	34.652	-21.148	55.800
0.487	9.726	17.340	27.066	-19.305	46.371
0.719	9.747	14.617	24.365	-21.635	46.000
3.613	9.853	11.544	21.398	-24.602	46.000
10.005	9.995	8.047	18.041	-31.959	50.000
24.576	10.212	21.348	31.560	-18.440	50.000

備 註 ：

1. 所有之讀值為準尖峰值及平均值。
2. “　“意指量測數據中最高量測值。
3. Measurement Level = Reading Level + Correct Factor。
4. 上表以外之頻率，測試值與限度值相比較之下，因其值太低而未列於上表內。

LINE 1

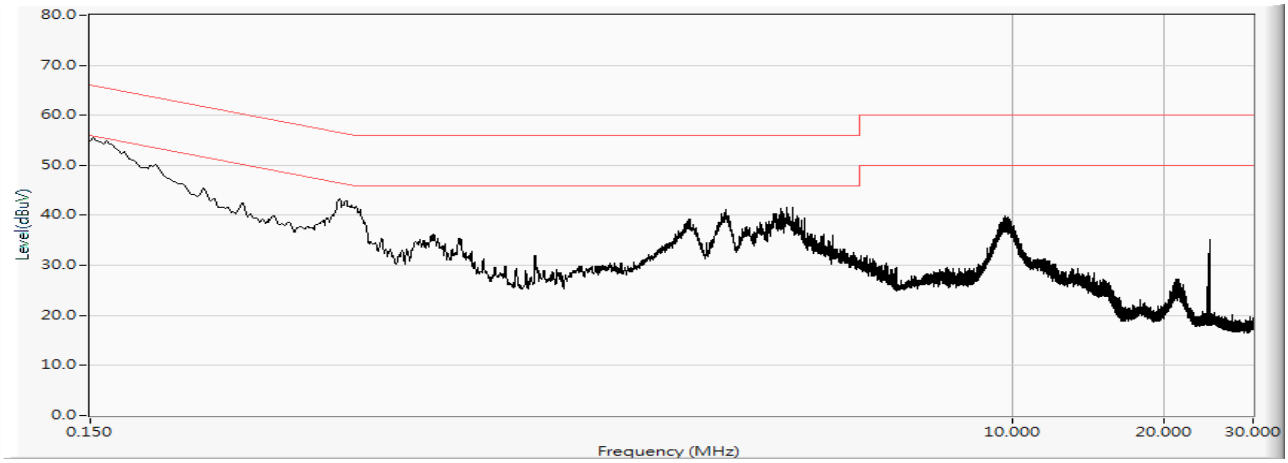
80.0
70.0
60.0
50.0
40.0
30.0
20.0
10.0
0.0
Level(dBuV)
0.150
10.000
20.000
30.000
Frequency (MHz)

LINE 2

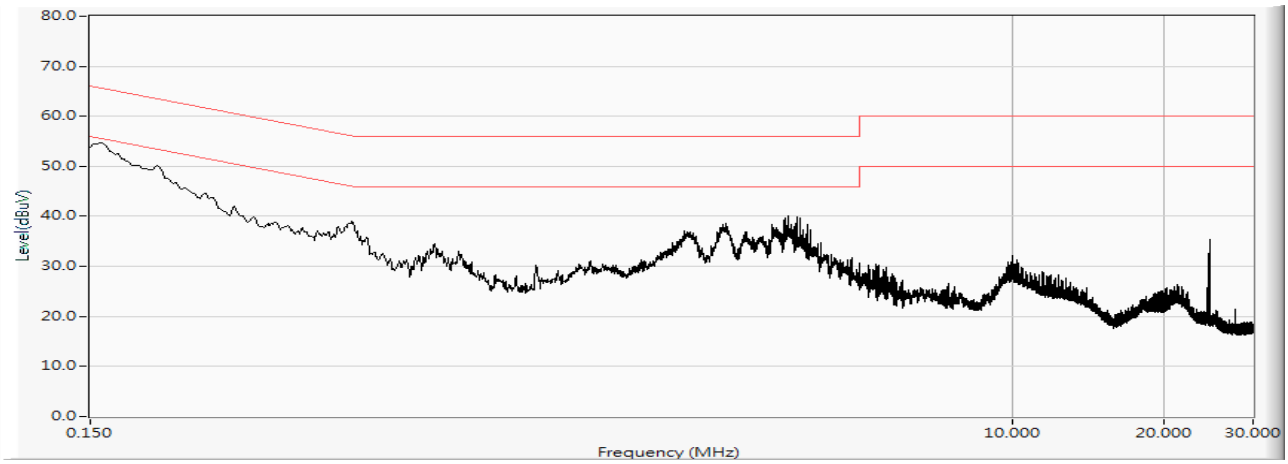
80.0
70.0
60.0
50.0
40.0
30.0
20.0
10.0
0.0
Level(dBuV)
0.150
10.000
20.000
30.000
Frequency (MHz)

待測物名稱：Intel® Wireless-AC 9560

待測物型號：9560NGW　　測 試 模 式 ：Mode 1: 發射器 802.11ac-80BW

測試頻道 ： CH 155 (5775MHz)　　試驗端點 ：Line 1

6 dB 頻寬：10 kHz　　視頻頻寬 ：10 kHz

檢 測 器 ：準尖峰值 & 平均值　　環境溫度 ：23 ℃

測試日期：106 年 07 月 14 日　　環境濕度 ：50 %

Frequency MHz	Correct Factor dB	Reading Level dBuV	Measurement Level dBuV	Margin dB	Limit dBuV
LINE 1					
準尖峰值					
0.152	9.707	37.654	47.361	-18.582	65.943
0.487	9.735	26.411	36.146	-20.225	56.371
2.281	9.808	21.653	31.461	-24.539	56.000
3.415	9.839	20.658	30.497	-25.503	56.000
9.771	9.996	18.676	28.672	-31.328	60.000
24.576	10.172	22.558	32.730	-27.270	60.000
平均值					
0.152	9.707	25.271	34.979	-20.964	55.943
0.487	9.735	18.258	27.994	-18.377	46.371
2.281	9.808	15.577	25.385	-20.615	46.000
3.415	9.839	10.880	20.719	-25.281	46.000
9.771	9.996	14.309	24.305	-25.695	50.000
24.576	10.172	21.612	31.784	-18.216	50.000

備 註 ：

1. 所有之讀值為準尖峰值及平均值。
2. “　“意指量測數據中最高量測值。
3. Measurement Level = Reading Level + Correct Factor。
4. 上表以外之頻率，測試值與限度值相比較之下，因其值太低而未列於上表內。

待測物名稱：Intel® Wireless-AC 9560

待測物型號：9560NGW　　測 試 模 式 ：Mode 1: 發射器 802.11ac-80BW

測 試 頻 道 ：CH 155 (5775MHz)　　試 驗 端 點 ：Line 2

6 dB 頻寬：10 kHz　　視 頻 頻 寬 ：10 kHz

檢 測 器 ：準尖峰值 & 平均值　　環 境 溫 度 ：23 ℃

測 試 日 期 ：106 年 07 月 14 日　　環 境 濕 度 ：50 %

Frequency MHz	Correct Factor dB	Reading Level dBuV	Measurement Level dBuV	Margin dB	Limit dBuV
LINE 2					
準尖峰值					
0.152	9.698	37.375	47.073	-18.870	65.943
0.483	9.726	23.990	33.716	-22.770	56.486
0.719	9.747	19.386	29.133	-26.867	56.000
2.713	9.819	21.540	31.359	-24.641	56.000
9.908	10.002	11.683	21.686	-38.314	60.000
24.576	10.212	22.822	33.034	-26.966	60.000
平均值					
0.152	9.698	25.751	35.449	-20.494	55.943
0.483	9.726	17.294	27.019	-19.467	46.486
0.719	9.747	14.843	24.590	-21.410	46.000
2.713	9.819	16.731	26.550	-19.450	46.000
9.908	10.002	8.144	18.146	-31.854	50.000
24.576	10.212	21.997	32.209	-17.791	50.000

備 註 ：

1. 所有之讀值為準尖峰值及平均值。
2. “　“意指量測數據中最高量測值。
3. Measurement Level = Reading Level + Correct Factor。
4. 上表以外之頻率，測試值與限度值相比較之下，因其值太低而未列於上表內。

LINE 1

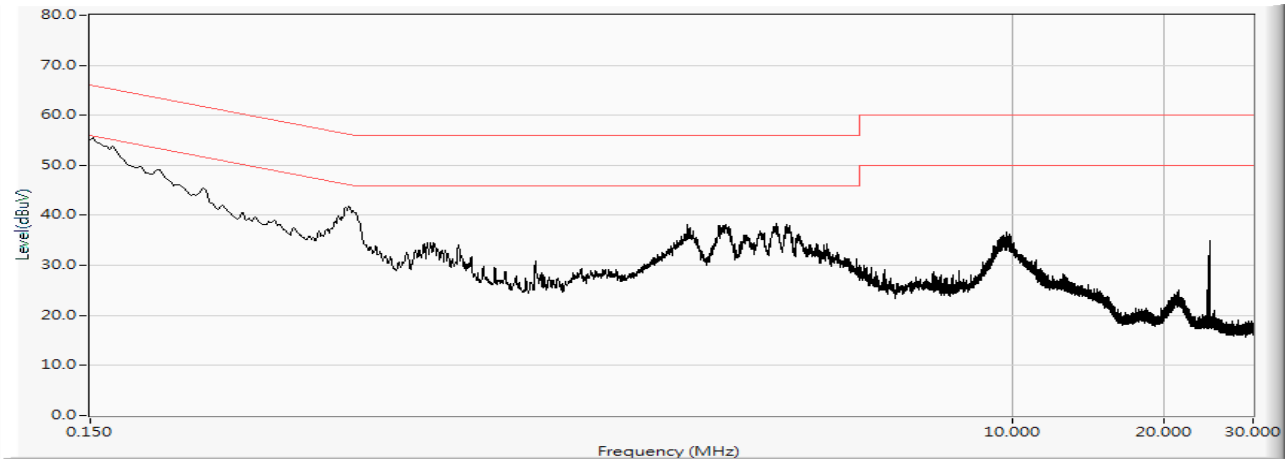
80.0
70.0
60.0
50.0
40.0
30.0
20.0
10.0
0.0
Level(dBuV)
0.150
10.000
20.000
30.000
Frequency (MHz)

LINE 2

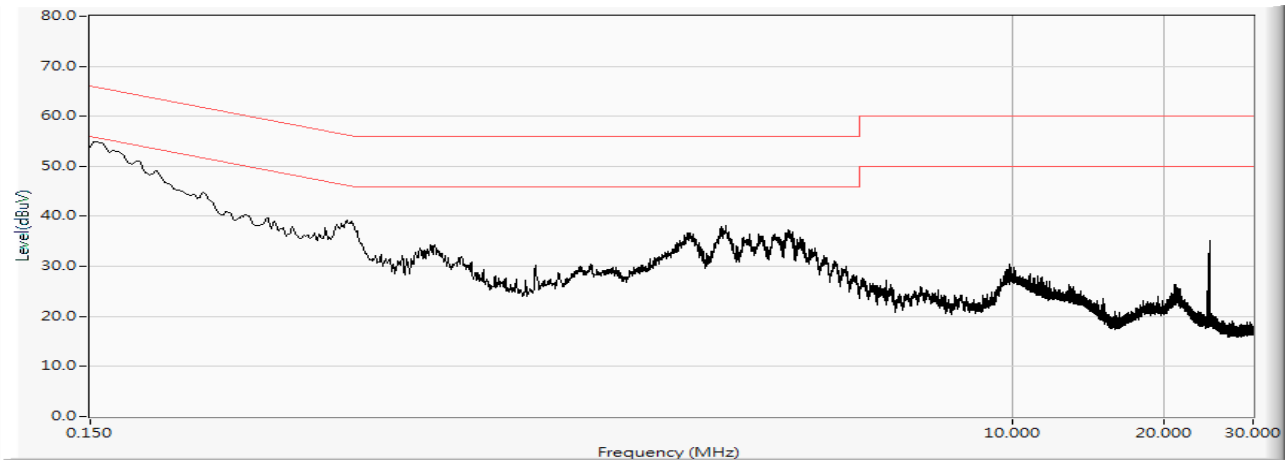
80.0
70.0
60.0
50.0
40.0
30.0
20.0
10.0
0.0
Level(dBuV)
0.150
10.000
20.000
30.000
Frequency (MHz)

待測物名稱：Intel® Wireless-AC 9560

待測物型號：9560NGW　　測試模式：Mode 1: 發射器 802.11ac-80BW_Beamforming

測試頻道：CH 42 (5210MHz)　　試驗端點：Line 1

6 dB 頻寬：10 kHz　　視頻頻寬：10 kHz

檢測器：準尖峰值 & 平均值　　環境溫度：23 ℃

測試日期：106 年 07 月 14 日　　環境濕度：50 %

Frequency MHz	Correct Factor dB	Reading Level dBuV	Measurement Level dBuV	Margin dB	Limit dBuV
LINE 1					
準尖峰值					
0.157	9.705	39.279	48.984	-16.816	65.800
0.181	9.699	33.574	43.273	-21.841	65.114
0.366	9.709	32.659	42.368	-17.461	59.829
6.324	9.920	21.997	31.917	-28.083	60.000
19.714	10.126	17.121	27.246	-32.754	60.000
24.576	10.172	27.340	37.512	-22.488	60.000
平均值					
0.157	9.705	21.346	31.051	-24.749	55.800
0.181	9.699	18.226	27.924	-27.190	55.114
0.366	9.709	20.595	30.304	-19.525	49.829
6.324	9.920	11.709	21.629	-28.371	50.000
19.714	10.126	10.398	20.523	-29.477	50.000
24.576	10.172	27.231	37.403	-12.597	50.000

備註：

1. 所有之讀值為準尖峰值及平均值。
2. “　“意指量測數據中最高量測值。
3. Measurement Level = Reading Level + Correct Factor。
4. 上表以外之頻率，測試值與限度值相比較之下，因其值太低而未列於上表內。

待測物名稱：Intel® Wireless-AC 9560
待測物型號：9560NGW　　測試模式：Mode 1: 發射器 802.11ac-80BW_Beamforming
測試頻道：CH 42 (5210MHz)　　試驗端點：Line 2
6 dB 頻寬：10 kHz　　視頻頻寬：10 kHz
檢測器：準尖峰值 & 平均值　　環境溫度：23 ℃
測試日期：106 年 07 月 14 日　　環境濕度：50 %

Frequency MHz	Correct Factor dB	Reading Level dBuV	Measurement Level dBuV	Margin dB	Limit dBuV
LINE 2					
準尖峰值					
0.157	9.697	38.621	48.318	-17.482	65.800
0.181	9.696	32.960	42.655	-22.459	65.114
0.368	9.705	30.844	40.548	-19.223	59.771
6.324	9.920	20.532	30.452	-29.548	60.000
19.273	10.140	18.309	28.449	-31.551	60.000
24.576	10.212	27.019	37.231	-22.769	60.000
平均值					
0.157	9.697	22.084	31.781	-24.019	55.800
0.181	9.696	18.202	27.897	-27.217	55.114
0.368	9.705	19.004	28.709	-21.062	49.771
6.324	9.920	11.180	21.100	-28.900	50.000
19.273	10.140	10.647	20.787	-29.213	50.000
24.576	10.212	27.402	37.614	-12.386	50.000

備註：

1. 所有之讀值為準尖峰值及平均值。
2. “　“意指量測數據中最高量測值。
3. Measurement Level = Reading Level + Correct Factor。
4. 上表以外之頻率，測試值與限度值相比較之下，因其值太低而未列於上表內。

LINE 1

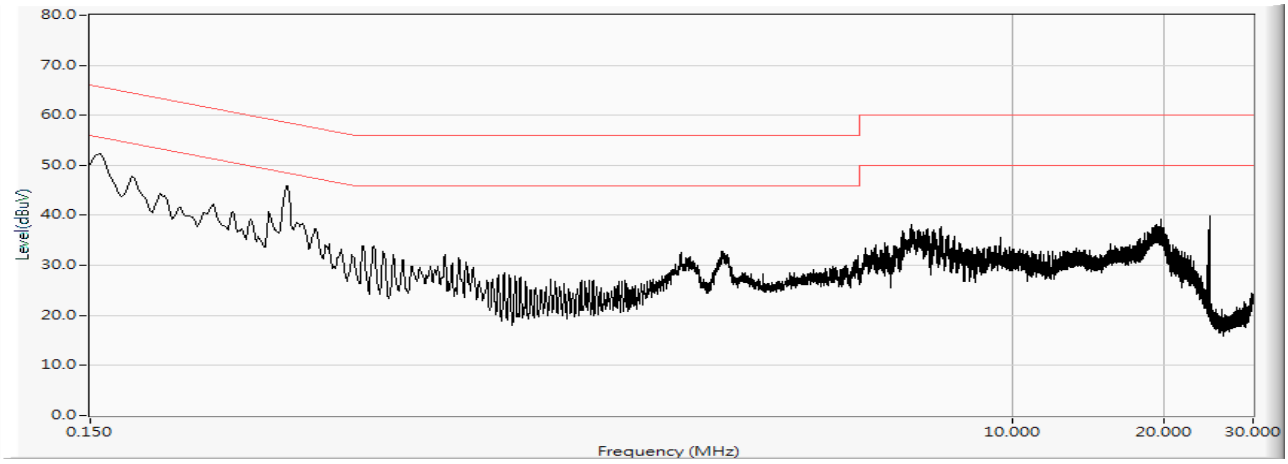
80.0
70.0
60.0
50.0
40.0
30.0
20.0
10.0
0.0
Level(dBuV)
0.150
10.000
20.000
30.000
Frequency (MHz)

LINE 2

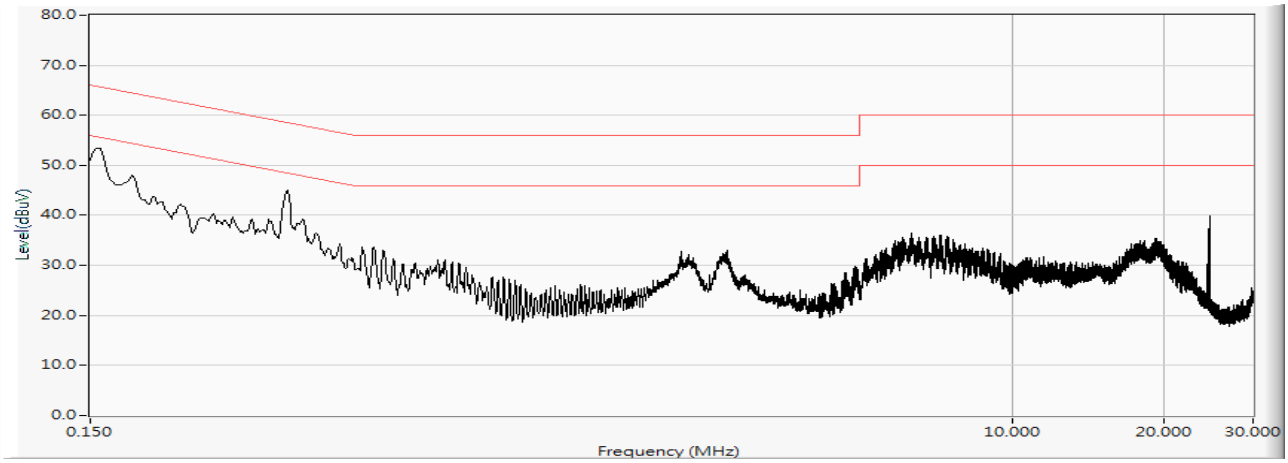
80.0
70.0
60.0
50.0
40.0
30.0
20.0
10.0
0.0
Level(dBuV)
0.150
10.000
20.000
30.000
Frequency (MHz)

待測物名稱：Intel® Wireless-AC 9560

待測物型號：9560NGW

測 試 模 式 ：Mode 1: 發射器 802.11ac-80BW_Beamforming

測試頻道 ：CH 58 (5290MHz)

試 驗 端 點 ：Line 1

6 dB 頻寬：10 kHz

視 頻 頻 寬 ：10 kHz

檢 測 器 ：準尖峰值 & 平均值

環 境 溫 度 ：23 ℃

測試日期：106 年 07 月 14 日

環 境 濕 度 ：50 %

Frequency MHz	Correct Factor dB	Reading Level dBuV	Measurement Level dBuV	Margin dB	Limit dBuV
LINE 1					
準尖峰值					
0.157	9.705	39.279	48.984	-16.816	65.800
0.181	9.699	33.574	43.273	-21.841	65.114
0.366	9.709	32.659	42.368	-17.461	59.829
6.324	9.920	21.997	31.917	-28.083	60.000
19.714	10.126	17.121	27.246	-32.754	60.000
24.576	10.172	27.340	37.512	-22.488	60.000
平均值					
0.157	9.705	21.346	31.051	-24.749	55.800
0.181	9.699	18.226	27.924	-27.190	55.114
0.366	9.709	20.595	30.304	-19.525	49.829
6.324	9.920	11.709	21.629	-28.371	50.000
19.714	10.126	10.398	20.523	-29.477	50.000
24.576	10.172	27.231	37.403	-12.597	50.000

備 註 ：

1. 所有之讀值為準尖峰值及平均值。
2. “ “意指量測數據中最高量測值。
3. Measurement Level = Reading Level + Correct Factor。
4. 上表以外之頻率，測試值與限度值相比較之下，因其值太低而未列於上表內。

待測物名稱：Intel® Wireless-AC 9560

待測物型號：9560NGW　　測 試 模 式 ：Mode 1: 發射器 802.11ac-80BW_Beamforming

測 試 頻 道 ：CH 58 (5290MHz)　　試 驗 端 點 ：Line 2

6 dB 頻寬：10 kHz　　視 頻 頻 寬 ：10 kHz

檢 測 器 ：準尖峰值 & 平均值　　環 境 溫 度 ：23 ℃

測 試 日 期 ：106 年 07 月 14 日　　環 境 濕 度 ：50 %

Frequency MHz	Correct Factor dB	Reading Level dBuV	Measurement Level dBuV	Margin dB	Limit dBuV
LINE 2					
準尖峰值					
0.157	9.697	38.621	48.318	-17.482	65.800
0.181	9.696	32.960	42.655	-22.459	65.114
0.368	9.705	30.844	40.548	-19.223	59.771
6.324	9.920	20.532	30.452	-29.548	60.000
19.273	10.140	18.309	28.449	-31.551	60.000
24.576	10.212	27.019	37.231	-22.769	60.000
平均值					
0.157	9.697	22.084	31.781	-24.019	55.800
0.181	9.696	18.202	27.897	-27.217	55.114
0.368	9.705	19.004	28.709	-21.062	49.771
6.324	9.920	11.180	21.100	-28.900	50.000
19.273	10.140	10.647	20.787	-29.213	50.000
24.576	10.212	27.402	37.614	-12.386	50.000

備 註 ：

1. 所有之讀值為準尖峰值及平均值。
2. “　“意指量測數據中最高量測值。
3. Measurement Level = Reading Level + Correct Factor。
4. 上表以外之頻率，測試值與限度值相比較之下，因其值太低而未列於上表內。

LINE 1

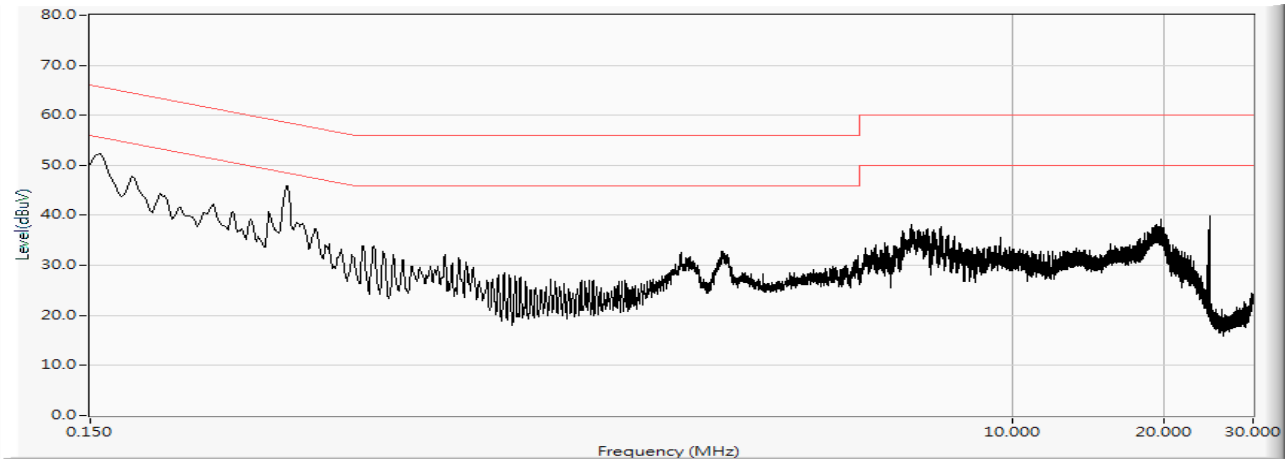
80.0
70.0
60.0
50.0
40.0
30.0
20.0
10.0
0.0
Level(dBuV)
0.150
10.000
20.000
30.000
Frequency (MHz)

LINE 2

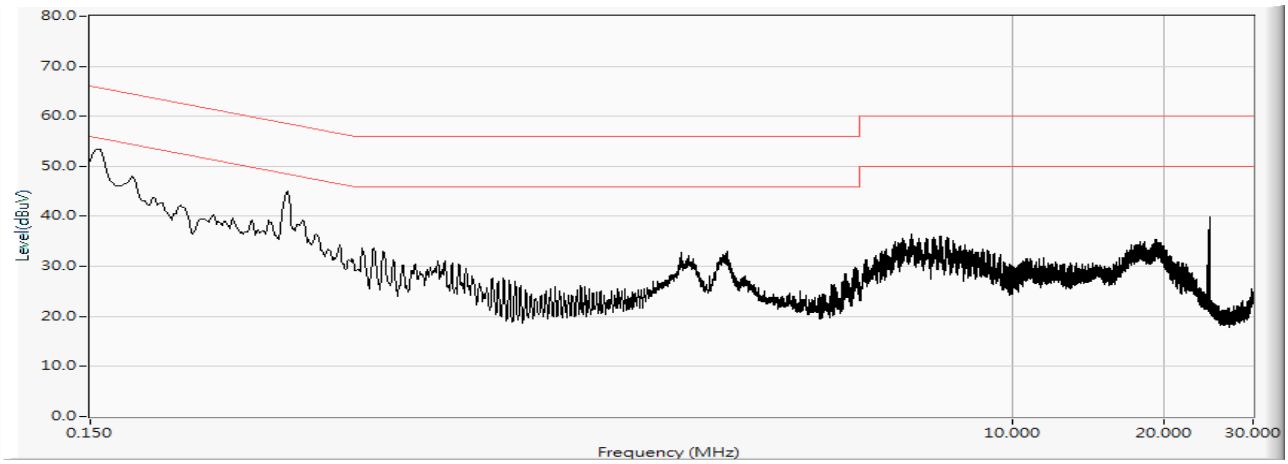
80.0
70.0
60.0
50.0
40.0
30.0
20.0
10.0
0.0
Level(dBuV)
0.150
10.000
20.000
30.000
Frequency (MHz)

待測物名稱：Intel® Wireless-AC 9560

待測物型號：9560NGW

測 試 模 式 ：Mode 1: 發射器 802.11ac-80BW_Beamforming

測試頻道 ：CH 122 (5610MHz)

試 驗 端 點 ：Line 1

6 dB 頻寬：10 kHz

視 頻 頻 寬 ：10 kHz

檢 測 器 ：準尖峰值 & 平均值

環 境 溫 度 ：23 ℃

測試日期：106 年 07 月 14 日

環 境 濕 度 ：50 %

Frequency MHz	Correct Factor dB	Reading Level dBuV	Measurement Level dBuV	Margin dB	Limit dBuV
LINE 1					
準尖峰值					
0.157	9.705	39.930	49.636	-16.164	65.800
0.181	9.699	33.488	43.187	-21.927	65.114
0.366	9.709	32.560	42.269	-17.560	59.829
7.237	9.944	21.180	31.124	-28.876	60.000
18.980	10.126	17.931	28.057	-31.943	60.000
24.576	10.172	27.119	37.291	-22.709	60.000
平均值					
0.157	9.705	21.533	31.239	-24.561	55.800
0.181	9.699	17.799	27.498	-27.616	55.114
0.366	9.709	20.565	30.274	-19.555	49.829
7.237	9.944	10.713	20.657	-29.343	50.000
18.980	10.126	11.277	21.404	-28.596	50.000
24.576	10.172	27.352	37.524	-12.476	50.000

備 註 ：

1. 所有之讀值為準尖峰值及平均值。
2. “ “意指量測數據中最高量測值。
3. Measurement Level = Reading Level + Correct Factor。
4. 上表以外之頻率，測試值與限度值相比較之下，因其值太低而未列於上表內。

待測物名稱：Intel® Wireless-AC 9560

待測物型號：9560NGW　　測 試 模 式 ：Mode 1: 發射器 802.11ac-80BW_Beamforming

測 試 頻 道 ：CH 122 (5610MHz)　　試 驗 端 點 ：Line 2

6 dB 頻寬：10 kHz　　視 頻 頻 寬 ：10 kHz

檢 測 器 ：準尖峰值 & 平均值　　環 境 溫 度 ：23 ℃

測 試 日 期 ：106 年 07 月 14 日　　環 境 濕 度 ：50 %

Frequency MHz	Correct Factor dB	Reading Level dBuV	Measurement Level dBuV	Margin dB	Limit dBuV
LINE 2					
準尖峰值					
0.157	9.697	38.682	48.379	-17.421	65.800
0.181	9.696	32.921	42.616	-22.498	65.114
0.366	9.704	31.047	40.751	-19.078	59.829
6.533	9.931	20.937	30.869	-29.131	60.000
19.318	10.140	21.368	31.508	-28.492	60.000
24.576	10.212	28.021	38.233	-21.767	60.000
平均值					
0.157	9.697	21.163	30.860	-24.940	55.800
0.181	9.696	17.719	27.414	-27.700	55.114
0.366	9.704	19.750	29.454	-20.375	49.829
6.533	9.931	8.584	18.516	-31.484	50.000
19.318	10.140	12.082	22.222	-27.778	50.000
24.576	10.212	27.329	37.541	-12.459	50.000

備 註 ：

1. 所有之讀值為準尖峰值及平均值。
2. “　“意指量測數據中最高量測值。
3. Measurement Level = Reading Level + Correct Factor。
4. 上表以外之頻率，測試值與限度值相比較之下，因其值太低而未列於上表內。

LINE 1

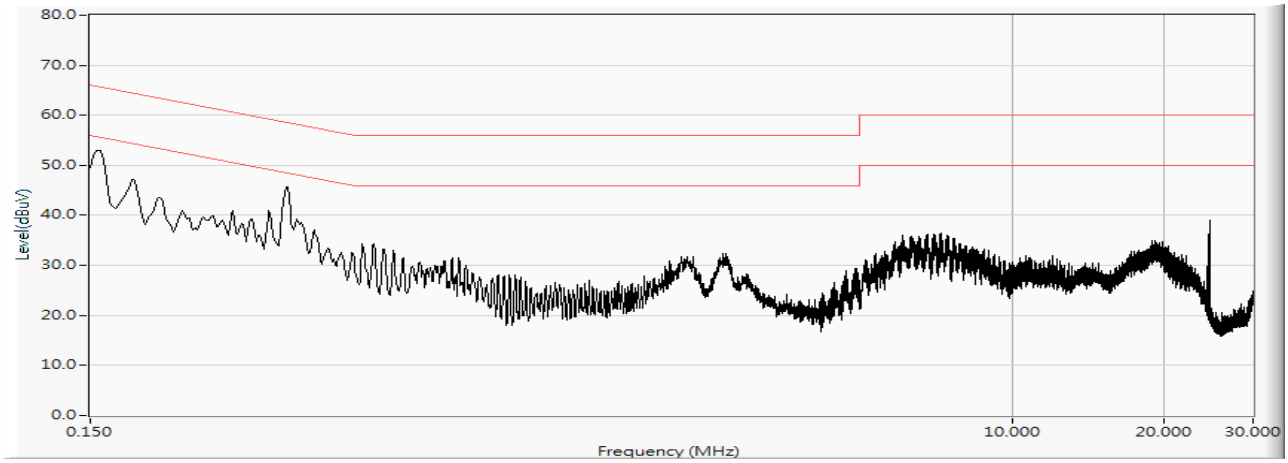
80.0
70.0
60.0
50.0
40.0
30.0
20.0
10.0
0.0
Level(dBuV)
0.150
10.000
20.000
30.000
Frequency (MHz)

LINE 2

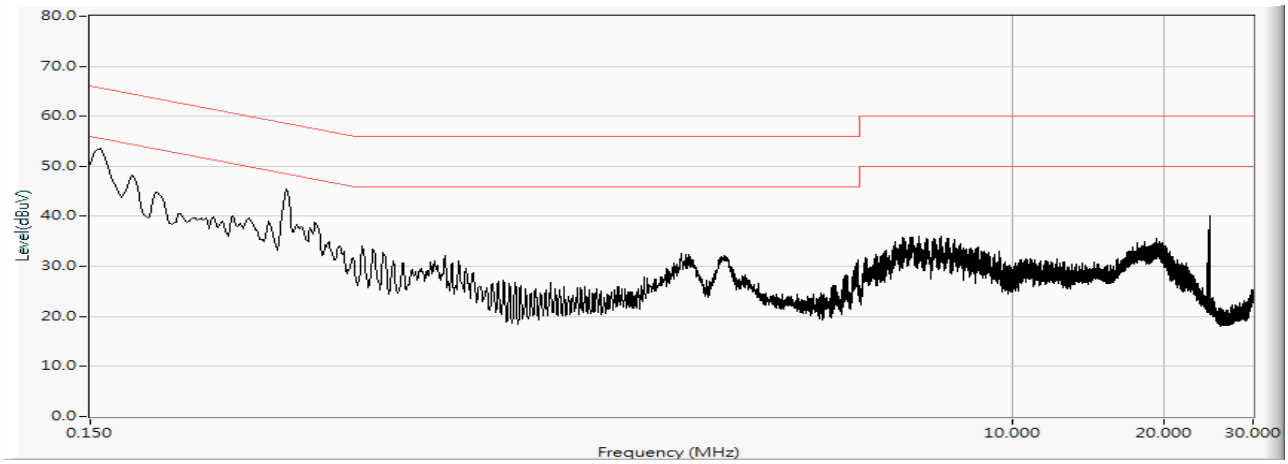
80.0
70.0
60.0
50.0
40.0
30.0
20.0
10.0
0.0
Level(dBuV)
0.150
10.000
20.000
30.000
Frequency (MHz)

待測物名稱：Intel® Wireless-AC 9560

待測物型號：9560NGW　　測 試 模 式 ：Mode 1: 發射器 802.11ac-80BW_Beamforming

測 試 頻 道 ：CH 155 (5775MHz)　　試 驗 端 點 ：Line 1

6 dB 頻寬：10 kHz　　視 頻 頻 寬 ：10 kHz

檢 測 器 ：準尖峰值 & 平均值　　環 境 溫 度 ：23 ℃

測 試 日 期 ：106 年 07 月 14 日　　環 境 濕 度 ：50 %

Frequency MHz	Correct Factor dB	Reading Level dBuV	Measurement Level dBuV	Margin dB	Limit dBuV
LINE 1					
準尖峰值					
0.157	9.705	39.420	49.126	-16.674	65.800
0.366	9.709	32.625	42.334	-17.495	59.829
0.546	9.742	20.749	30.490	-25.510	56.000
6.531	9.932	20.413	30.345	-29.655	60.000
19.358	10.122	16.742	26.864	-33.136	60.000
24.576	10.172	27.223	37.395	-22.605	60.000
平均值					
0.157	9.705	24.761	34.466	-21.334	55.800
0.366	9.709	20.558	30.267	-19.562	49.829
0.546	9.742	11.428	21.170	-24.830	46.000
6.531	9.932	13.547	23.479	-26.521	50.000
19.358	10.122	10.626	20.748	-29.252	50.000
24.576	10.172	26.576	36.748	-13.252	50.000

備 註 ：

1. 所有之讀值為準尖峰值及平均值。
2. “　“意指量測數據中最高量測值。
3. Measurement Level = Reading Level + Correct Factor。
4. 上表以外之頻率，測試值與限度值相比較之下，因其值太低而未列於上表內。

待測物名稱：Intel® Wireless-AC 9560

待測物型號：9560NGW　　測 試 模 式 ：Mode 1: 發射器 802.11ac-80BW_Beamforming

測 試 頻 道 ：CH 155 (5775MHz)　　試 驗 端 點 ：Line 2

6 dB 頻寬：10 kHz　　視 頻 頻 寬 ：10 kHz

檢 測 器 ：準尖峰值 & 平均值　　環 境 溫 度 ：23 ℃

測 試 日 期 ：106 年 07 月 14 日　　環 境 濕 度 ：50 %

Frequency MHz	Correct Factor dB	Reading Level dBuV	Measurement Level dBuV	Margin dB	Limit dBuV
LINE 2					
準尖峰值					
0.157	9.697	38.828	48.525	-17.275	65.800
0.181	9.696	32.963	42.658	-22.456	65.114
0.366	9.704	31.069	40.773	-19.056	59.829
7.235	9.944	20.812	30.756	-29.244	60.000
19.347	10.140	17.705	27.845	-32.155	60.000
24.576	10.212	27.143	37.355	-22.645	60.000
平均值					
0.157	9.697	22.505	32.202	-23.598	55.800
0.181	9.696	17.904	27.599	-27.515	55.114
0.366	9.704	19.715	29.419	-20.410	49.829
7.235	9.944	9.478	19.422	-30.578	50.000
19.347	10.140	11.959	22.099	-27.901	50.000
24.576	10.212	27.622	37.834	-12.166	50.000

備 註 ：

1. 所有之讀值為準尖峰值及平均值。
2. “　“意指量測數據中最高量測值。
3. Measurement Level = Reading Level + Correct Factor。
4. 上表以外之頻率，測試值與限度值相比較之下，因其值太低而未列於上表內。

LINE 1

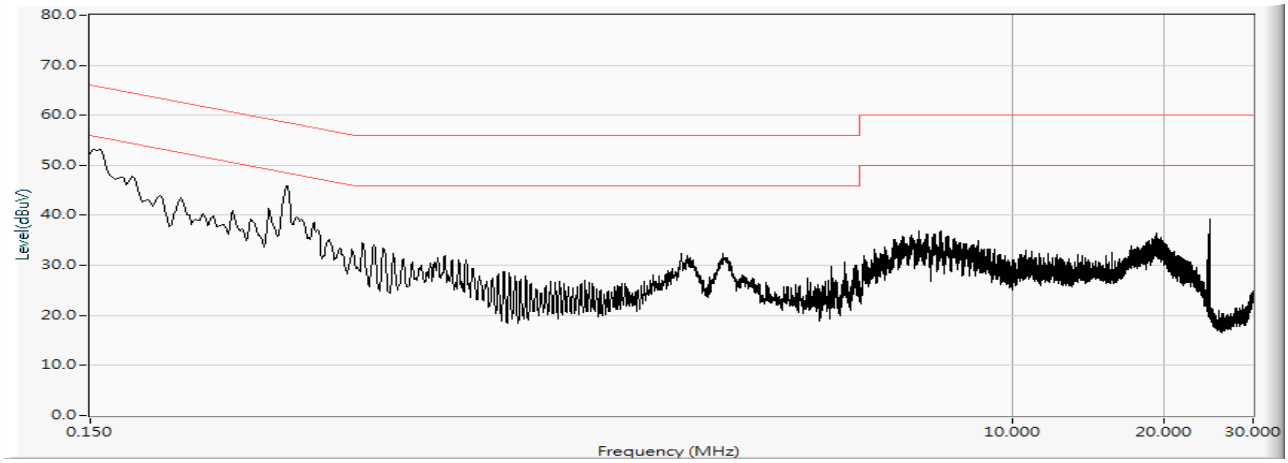
80.0
70.0
60.0
50.0
40.0
30.0
20.0
10.0
0.0
Level(dBuV)
0.150
10.000
20.000
30.000
Frequency (MHz)

LINE 2

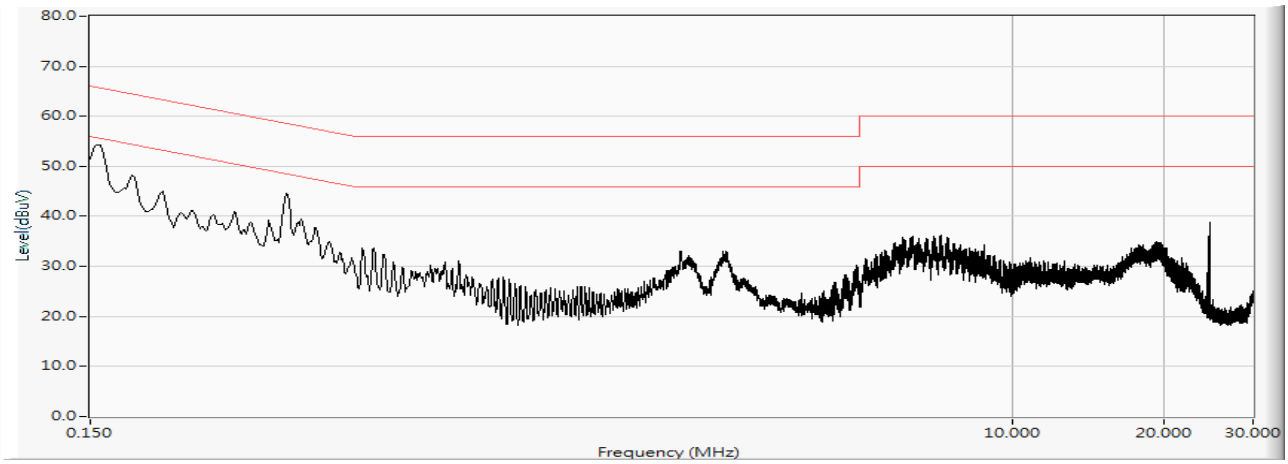
80.0
70.0
60.0
50.0
40.0
30.0
20.0
10.0
0.0
Level(dBuV)
0.150
10.000
20.000
30.000
Frequency (MHz)

待測物名稱：Intel® Wireless-AC 9560
待測物型號：9560NGW　　測試模式：Mode 2: 接收器 802.11ac-80BW
測試頻道：CH 42 (5210MHz)　　試驗端點：Line 1
6 dB 頻寬：10 kHz　　視頻頻寬：10 kHz
檢測器：準尖峰值 & 平均值　　環境溫度：23 ℃
測試日期：106 年 07 月 14 日　　環境濕度：50 %

Frequency MHz	Correct Factor dB	Reading Level dBuV	Measurement Level dBuV	Margin dB	Limit dBuV
LINE 1					
準尖峰值					
0.157	9.705	39.484	49.189	-16.611	65.800
0.181	9.699	33.535	43.234	-21.880	65.114
0.366	9.709	32.567	42.276	-17.553	59.829
6.533	9.931	20.551	30.483	-29.517	60.000
19.318	10.122	17.736	27.858	-32.142	60.000
24.576	10.172	28.211	38.383	-21.617	60.000
平均值					
0.157	9.705	23.326	33.032	-22.768	55.800
0.181	9.699	18.028	27.726	-27.388	55.114
0.366	9.709	20.590	30.299	-19.530	49.829
6.533	9.931	9.137	19.068	-30.932	50.000
19.318	10.122	12.051	22.173	-27.827	50.000
24.576	10.172	27.547	37.719	-12.281	50.000

備註：

1. 所有之讀值為準尖峰值及平均值。
2. “　“意指量測數據中最高量測值。
3. Measurement Level = Reading Level + Correct Factor。
4. 上表以外之頻率，測試值與限度值相比較之下，因其值太低而未列於上表內。

待測物名稱：Intel® Wireless-AC 9560
待測物型號：9560NGW　　測試模式：Mode 2: 接收器 802.11ac-80BW
測試頻道：CH 42 (5210MHz)　　試驗端點：Line 2
6 dB 頻寬：10 kHz　　視頻頻寬：10 kHz
檢測器：準尖峰值 & 平均值　　環境溫度：23 ℃
測試日期：106 年 07 月 14 日　　環境濕度：50 %

Frequency MHz	Correct Factor dB	Reading Level dBuV	Measurement Level dBuV	Margin dB	Limit dBuV
LINE 2					
準尖峰值					
0.157	9.697	38.688	48.386	-17.414	65.800
0.181	9.696	32.974	42.669	-22.445	65.114
0.366	9.704	31.024	40.728	-19.101	59.829
6.324	9.920	20.750	30.670	-29.330	60.000
19.248	10.140	16.952	27.092	-32.908	60.000
24.576	10.212	28.232	38.444	-21.556	60.000
平均值					
0.157	9.697	22.315	32.012	-23.788	55.800
0.181	9.696	17.878	27.573	-27.541	55.114
0.366	9.704	19.707	29.411	-20.418	49.829
6.324	9.920	14.096	24.016	-25.984	50.000
19.248	10.140	10.941	21.081	-28.919	50.000
24.576	10.212	27.452	37.664	-12.336	50.000

備註：

1. 所有之讀值為準尖峰值及平均值。
2. “　“意指量測數據中最高量測值。
3. Measurement Level = Reading Level + Correct Factor。
4. 上表以外之頻率，測試值與限度值相比較之下，因其值太低而未列於上表內。

LINE 1

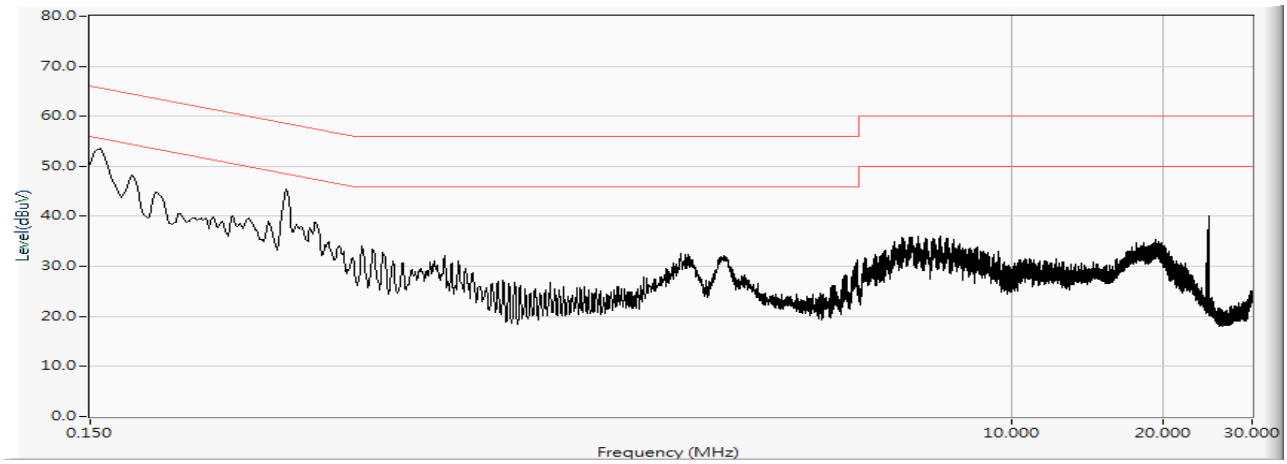
80.0
70.0
60.0
50.0
40.0
30.0
20.0
10.0
0.0
Level(dBuV)
0.150
10.000
20.000
30.000
Frequency (MHz)

LINE 2

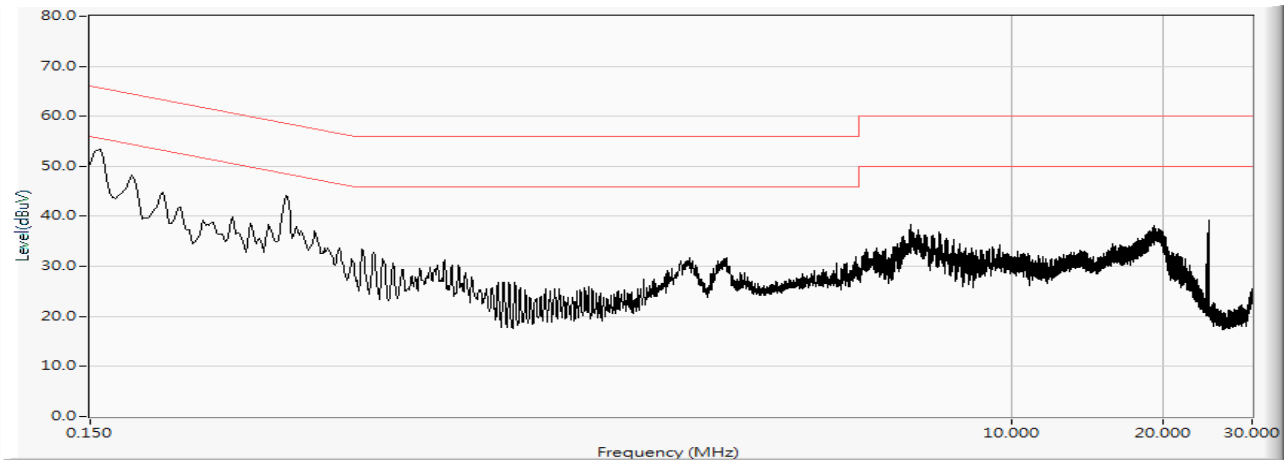
80.0
70.0
60.0
50.0
40.0
30.0
20.0
10.0
0.0
Level(dBuV)
0.150
10.000
20.000
30.000
Frequency (MHz)

待測物名稱：Intel® Wireless-AC 9560

待測物型號：9560NGW　　測 試 模 式 ：Mode 2: 接收器 802.11ac-80BW

測試頻道 ： CH 58 (5290MHz)　　試 驗 端 點 ： Line 1

6 dB 頻寬： 10 kHz　　視 頻 頻 寬 ： 10 kHz

檢 測 器 ：準尖峰值 & 平均值　　環 境 溫 度 ：23 ℃

測試日期 ：106 年 07 月 14 日　　環 境 濕 度 ：50 %

Frequency MHz	Correct Factor dB	Reading Level dBuV	Measurement Level dBuV	Margin dB	Limit dBuV
LINE 1					
準尖峰值					
0.150	9.708	36.719	46.428	-19.572	66.000
0.472	9.732	24.147	33.879	-22.921	56.800
2.281	9.808	17.832	27.640	-28.360	56.000
3.592	9.852	21.508	31.360	-24.640	56.000
9.753	9.995	18.714	28.709	-31.291	60.000
24.576	10.172	21.868	32.040	-27.960	60.000
平均值					
0.150	9.708	22.498	32.207	-23.793	56.000
0.472	9.732	16.069	25.801	-20.999	46.800
2.281	9.808	12.384	22.192	-23.808	46.000
3.592	9.852	10.516	20.368	-25.632	46.000
3.592	9.852	10.475	20.327	-25.673	46.000
9.753	9.995	14.357	24.352	-25.648	50.000
24.576	10.172	20.609	30.781	-19.219	50.000

備 註 ：

1. 所有之讀值為準尖峰值及平均值。
2. “ “意指量測數據中最高量測值。
3. Measurement Level = Reading Level + Correct Factor。
4. 上表以外之頻率，測試值與限度值相比較之下，因其值太低而未列於上表內。

待測物名稱：Intel® Wireless-AC 9560

待測物型號：9560NGW　　測 試 模 式 ：Mode 2: 接收器 802.11ac-80BW

測 試 頻 道 ：CH 58 (5290MHz)　　試 驗 端 點 ：Line 2

6 dB 頻寬：10 kHz　　視 頻 頻 寬 ：10 kHz

檢 測 器 ：準尖峰值 & 平均值　　環 境 溫 度 ：23 ℃

測 試 日 期 ：106 年 07 月 14 日　　環 境 濕 度 ：50 %

Frequency MHz	Correct Factor dB	Reading Level dBuV	Measurement Level dBuV	Margin dB	Limit dBuV
LINE 2					
準尖峰值					
0.159	9.697	36.575	46.271	-19.472	65.743
0.404	9.711	16.711	26.422	-32.321	58.743
2.220	9.805	22.772	32.577	-23.423	56.000
2.713	9.819	18.390	28.209	-27.791	56.000
10.086	9.986	11.674	21.659	-38.341	60.000
24.576	10.212	22.306	32.518	-27.482	60.000
平均值					
0.159	9.697	22.614	32.311	-23.432	55.743
0.404	9.711	7.826	17.537	-31.206	48.743
2.220	9.805	16.142	25.947	-20.053	46.000
2.713	9.819	13.485	23.304	-22.696	46.000
10.086	9.986	7.856	17.841	-32.159	50.000
24.576	10.212	21.374	31.586	-18.414	50.000

備 註 ：

1. 所有之讀值為準尖峰值及平均值。
2. “　“意指量測數據中最高量測值。
3. Measurement Level = Reading Level + Correct Factor。
4. 上表以外之頻率，測試值與限度值相比較之下，因其值太低而未列於上表內。

LINE 1

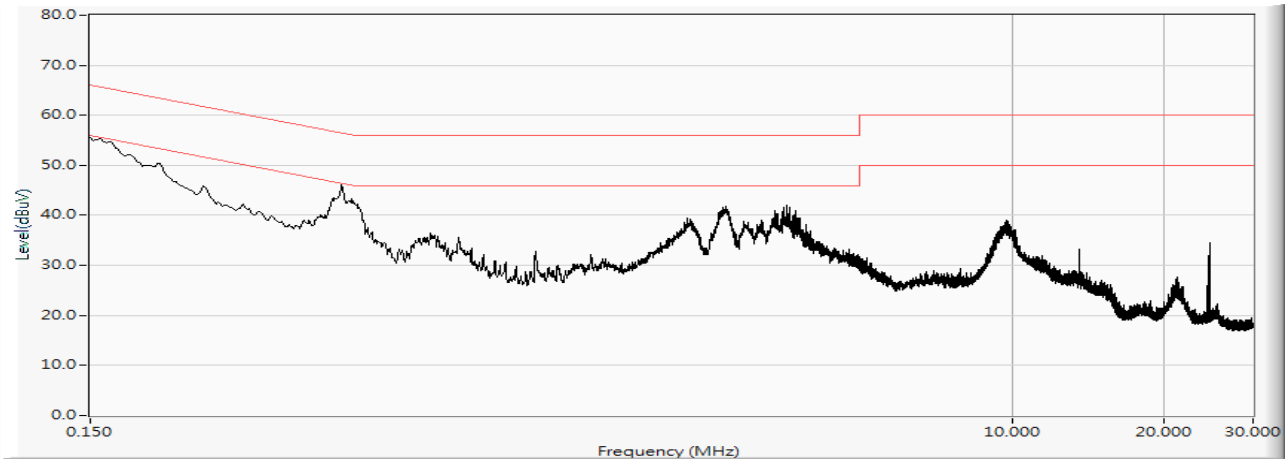
80.0
70.0
60.0
50.0
40.0
30.0
20.0
10.0
0.0
Level(dBuV)
0.150
10.000
20.000
30.000
Frequency (MHz)

LINE 2

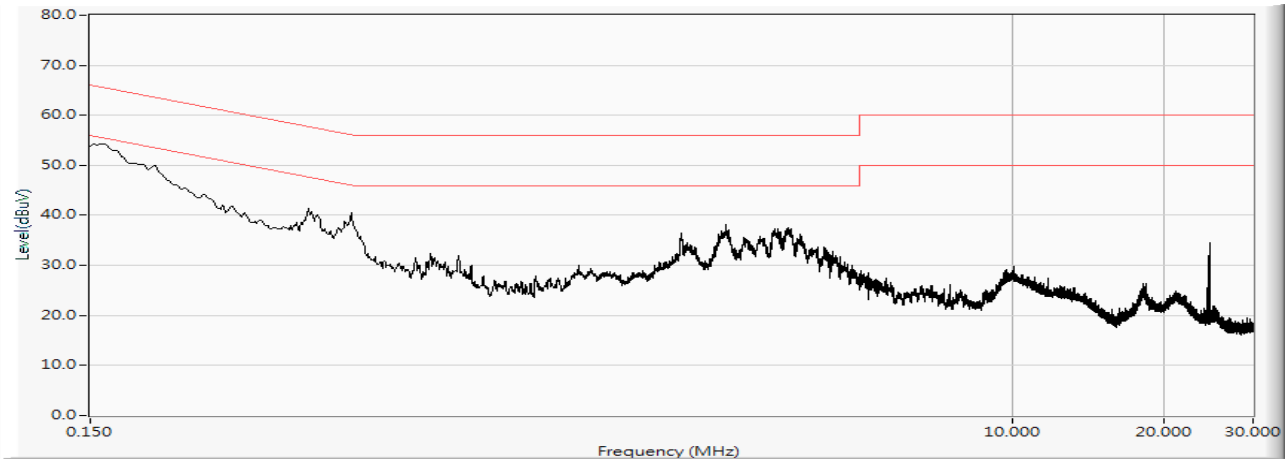
80.0
70.0
60.0
50.0
40.0
30.0
20.0
10.0
0.0
Level(dBuV)
0.150
10.000
20.000
30.000
Frequency (MHz)

待測物名稱：Intel® Wireless-AC 9560

待測物型號：9560NGW　　測 試 模 式 ：Mode 2: 接收器 802.11ac-80BW

測試頻道 ：CH 122 (5610MHz)　　試驗端點 ：Line 1

6 dB 頻寬：10 kHz　　視頻頻寬 ：10 kHz

檢 測 器 ：準尖峰值 & 平均值　　環境溫度 ：23 ℃

測試日期 ：106 年 07 月 14 日　　環境濕度 ：50 %

Frequency MHz	Correct Factor dB	Reading Level dBuV	Measurement Level dBuV	Margin dB	Limit dBuV
LINE 1					
準尖峰值					
0.152	9.707	36.990	46.697	-19.246	65.943
0.492	9.736	26.371	36.107	-20.122	56.229
1.381	9.766	11.325	21.091	-34.909	56.000
3.392	9.834	21.160	30.994	-25.006	56.000
9.836	9.994	18.714	28.709	-31.291	60.000
24.576	10.172	22.314	32.486	-27.514	60.000
平均值					
0.152	9.707	20.011	29.719	-26.224	55.943
0.492	9.736	18.100	27.836	-18.393	46.229
1.381	9.766	5.919	15.684	-30.316	46.000
3.392	9.834	10.844	20.678	-25.322	46.000
9.836	9.994	14.334	24.328	-25.672	50.000
24.576	10.172	21.440	31.612	-18.388	50.000

備 註 ：

1. 所有之讀值為準尖峰值及平均值。
2. “　“意指量測數據中最高量測值。
3. Measurement Level = Reading Level + Correct Factor。
4. 上表以外之頻率，測試值與限度值相比較之下，因其值太低而未列於上表內。

待測物名稱：Intel® Wireless-AC 9560

待測物型號：9560NGW　　測 試 模 式 ：Mode 2: 接收器 802.11ac-80BW

測 試 頻 道 ：CH 122 (5610MHz)　　試 驗 端 點 ：Line 2

6 dB 頻寬：10 kHz　　視 頻 頻 寬 ：10 kHz

檢 測 器 ：準尖峰值 & 平均值　　環 境 溫 度 ：23 ℃

測 試 日 期 ：106 年 07 月 14 日　　環 境 濕 度 ：50 %

Frequency MHz	Correct Factor dB	Reading Level dBuV	Measurement Level dBuV	Margin dB	Limit dBuV
LINE 2					
準尖峰值					
0.152	9.698	37.063	46.761	-19.182	65.943
0.492	9.727	23.584	33.311	-22.918	56.229
1.466	9.776	12.817	22.593	-33.407	56.000
3.410	9.838	20.442	30.280	-25.720	56.000
9.769	9.996	11.475	21.470	-38.530	60.000
24.576	10.212	22.324	32.536	-27.464	60.000
平均值					
0.152	9.698	20.915	30.613	-25.330	55.943
0.492	9.727	17.014	26.741	-19.488	46.229
1.466	9.776	7.809	17.585	-28.415	46.000
3.410	9.838	11.213	21.051	-24.949	46.000
9.769	9.996	7.875	17.871	-32.129	50.000
24.576	10.212	21.509	31.721	-18.279	50.000

備 註 ：

1. 所有之讀值為準尖峰值及平均值。
2. “　“意指量測數據中最高量測值。
3. Measurement Level = Reading Level + Correct Factor。
4. 上表以外之頻率，測試值與限度值相比較之下，因其值太低而未列於上表內。

LINE 1

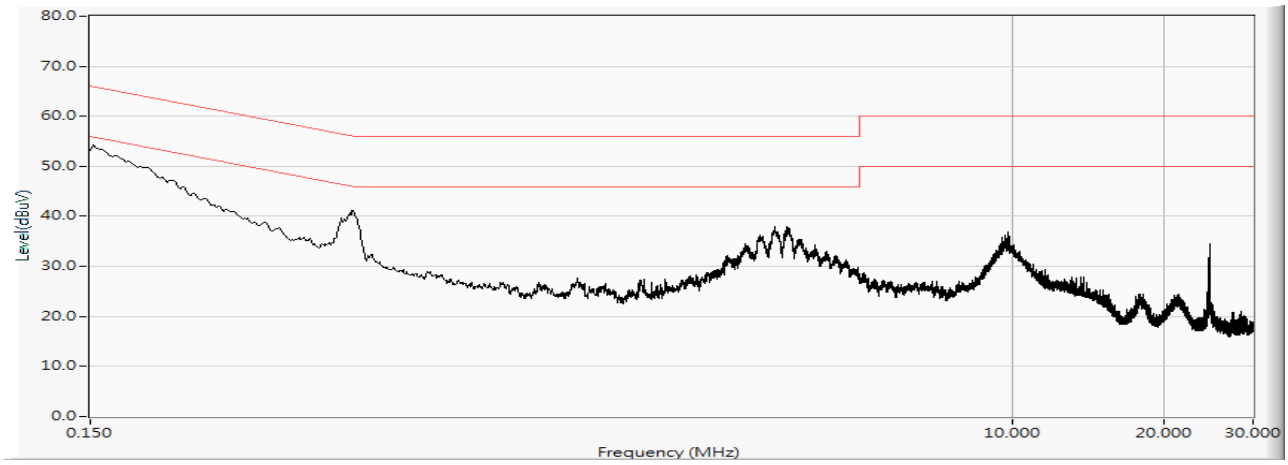
80.0
70.0
60.0
50.0
40.0
30.0
20.0
10.0
0.0
Level(dBuV)
0.150
10.000
20.000
30.000
Frequency (MHz)

LINE 2

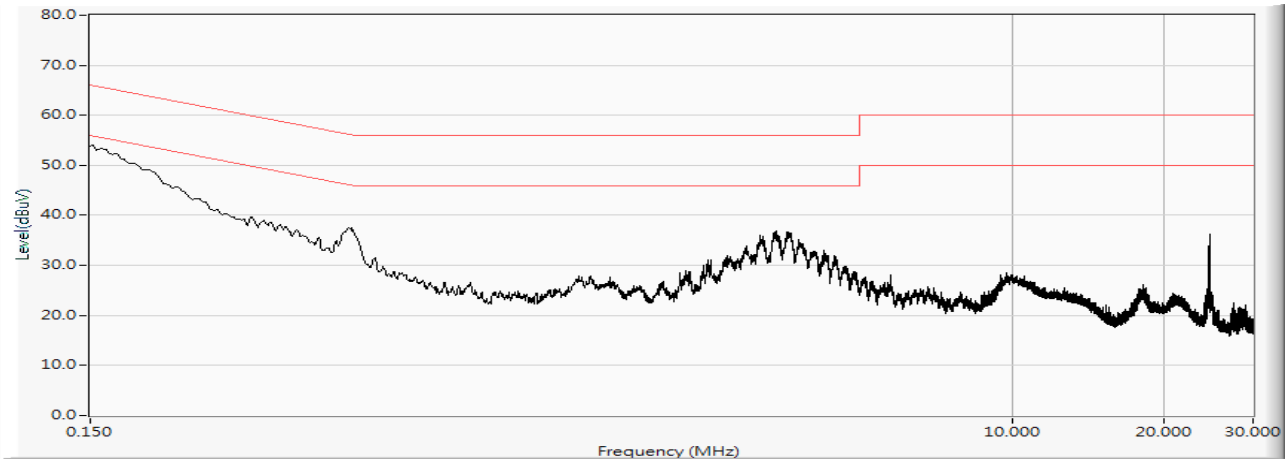
80.0
70.0
60.0
50.0
40.0
30.0
20.0
10.0
0.0
Level(dBuV)
0.150
10.000
20.000
30.000
Frequency (MHz)

待測物名稱：Intel® Wireless-AC 9560

待測物型號：9560NGW　　測 試 模 式 ：Mode 2: 接收器 802.11ac-80BW

測 試 頻 道 ：CH 155 (5775MHz)　　試 驗 端 點 ：Line 1

6 dB 頻寬：10 kHz　　視 頻 頻 寬 ：10 kHz

檢 測 器 ：準尖峰值 & 平均值　　環 境 溫 度 ：23 ℃

測 試 日 期 ：106 年 07 月 14 日　　環 境 濕 度 ：50 %

Frequency MHz	Correct Factor dB	Reading Level dBuV	Measurement Level dBuV	Margin dB	Limit dBuV
LINE 1					
準尖峰值					
0.154	9.707	37.075	46.781	-19.105	65.886
0.461	9.730	22.089	31.819	-25.295	57.114
3.547	9.847	19.746	29.592	-26.408	56.000
9.762	9.996	18.692	28.688	-31.312	60.000
21.273	10.142	4.022	14.165	-45.835	60.000
24.576	10.172	22.101	32.273	-27.727	60.000
平均值					
0.154	9.707	20.795	30.501	-25.385	55.886
0.461	9.730	14.026	23.756	-23.358	47.114
3.547	9.847	8.866	18.713	-27.287	46.000
9.762	9.996	14.400	24.396	-25.604	50.000
21.273	10.142	-0.860	9.282	-40.718	50.000
24.576	10.172	21.300	31.472	-18.528	50.000

備 註 ：

1. 所有之讀值為準尖峰值及平均值。
2. “　“意指量測數據中最高量測值。
3. Measurement Level = Reading Level + Correct Factor。
4. 上表以外之頻率，測試值與限度值相比較之下，因其值太低而未列於上表內。

待測物名稱：Intel® Wireless-AC 9560

待測物型號：9560NGW　　測 試 模 式 ：Mode 2: 接收器 802.11ac-80BW

測 試 頻 道 ：CH 155 (5775MHz)　　試 驗 端 點 ：Line 2

6 dB 頻寬：10 kHz　　視 頻 頻 寬 ：10 kHz

檢 測 器 ：準尖峰值 & 平均值　　環 境 溫 度 ：23 ℃

測 試 日 期 ：106 年 07 月 14 日　　環 境 濕 度 ：50 %

Frequency MHz	Correct Factor dB	Reading Level dBuV	Measurement Level dBuV	Margin dB	Limit dBuV
LINE 2					
準尖峰值					
0.152	9.698	37.099	46.797	-19.146	65.943
0.490	9.727	23.065	32.792	-23.494	56.286
1.387	9.764	12.889	22.653	-33.347	56.000
3.381	9.831	20.470	30.300	-25.700	56.000
9.850	9.993	11.397	21.390	-38.610	60.000
24.576	10.212	22.286	32.498	-27.502	60.000
平均值					
0.152	9.698	20.131	29.829	-26.114	55.943
0.490	9.727	16.564	26.290	-19.996	46.286
1.387	9.764	8.186	17.949	-28.051	46.000
3.381	9.831	11.104	20.935	-25.065	46.000
9.850	9.993	7.544	17.537	-32.463	50.000
24.576	10.212	21.511	31.723	-18.277	50.000

備 註 ：

1. 所有之讀值為準尖峰值及平均值。
2. “　“意指量測數據中最高量測值。
3. Measurement Level = Reading Level + Correct Factor。
4. 上表以外之頻率，測試值與限度值相比較之下，因其值太低而未列於上表內。

LINE 1

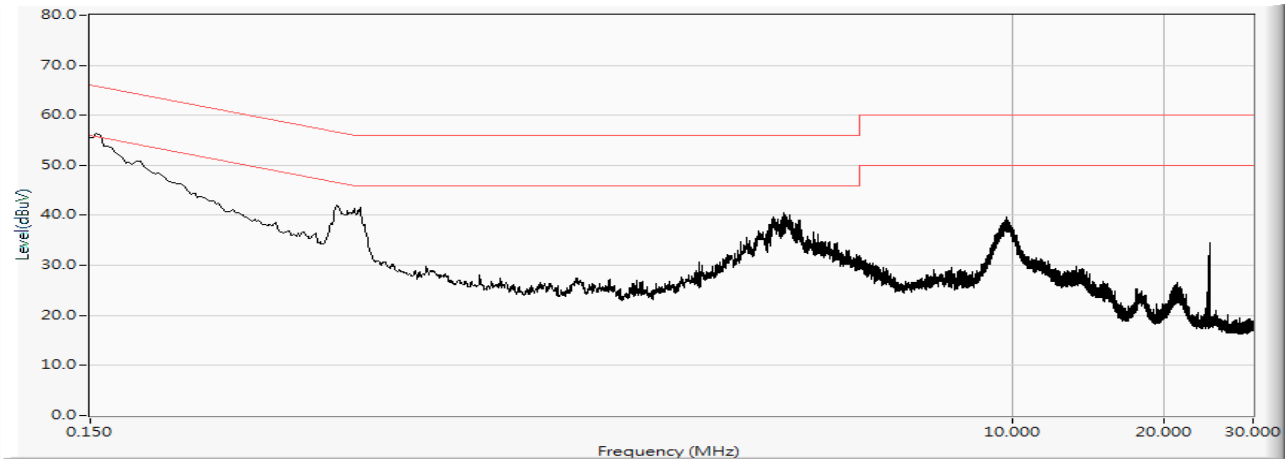

LINE 2

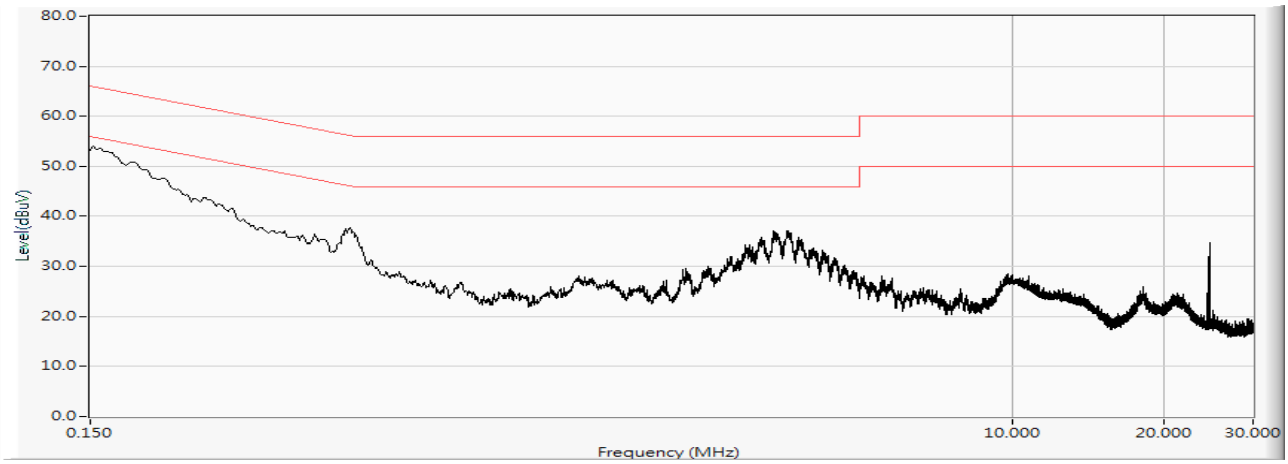

電源端點干擾電壓測試結果:	**PASS**

4. 天線之要求

4.1. 適用標準

依據國家通訊傳播委員會低功率射頻電機技術規範之第 4.7.8 節
天線之規格不受 2.2 規定之限制。
依據國家通訊傳播委員會低功率射頻電機技術規範之第 4.7.3 節
4.7.3.1 使用於 5.15 GHz～5.25 GHz 頻段
(1) 供戶外操作使用:
(C) 使用超過 6 dBi 方向增益之發射天線時，應依超過 6 dBi 天線方向增益的 dBi 總量，等量減少最大傳導輸出功率及最大功率頻譜密度。
(2) 供室內操作使用:
(C) 使用超過 6 dBi 方向增益之發射天線時，應依超過 6 dBi 天線方向增益的 dBi 總量，等量減少最大傳導輸出功率及最大功率頻譜密度。
(3) 供固定式點對點操作使用:
(C) 使用超過 23 dBi 方向增益之指向性天線時，應依超過 23 dBi 天線方向增益的 dBi 總量，等量減少最大傳導輸出功率及最大功率頻譜密度。
(D) 固定式點對點操作，不包括點對多點系統、全方向性應用及多台共站發射機傳送相同資訊。
(4) 供用戶端裝置(Client Device)操作使用:
(C) 使用超過 6 dBi 方向增益之發射天線時，應依超過 6 dBi 天線方向增益的 dBi 總量，等量減少最大傳導輸出功率及最大功率頻譜密度。
4.7.3.2 使用頻率於 5.25 GHz～5.35 GHz 與 5.470 GHz～5.725 GHz 頻段
(3) 使用超過 6 dBi 方向增益之發射天線時，應依超過 6 dBi 天線方向增益的 dBi 總量，等量減少最大傳導輸出功率及最大功率頻譜密度。
4.7.3.3 使用頻率於 5.725 GHz～5.850 GHz 頻段
(3) 供固定式點對點操作時，使用方向增益超過 6 dBi 之發射天線，可不需對應減少發射器之傳導輸出功率限制值。
(4) 除(3)外，使用超過 6 dBi 方向增益之發射天線時，應依超過 6 dBi 天線方向增益的 dBi 總量，等量減少最大傳導輸出功率及最大功率頻譜密度

4.2. 天線樣式

此 Intel® Wireless-AC 9560 為半固定式 PIFA 天線(檢附天線規格書)

Antenna List

No.	Manufacturer	Model No.	Antenna Type	Peak Gain
1	SkyCross	N/A (Main) N/A (Aux)	PIFA	3.64 dBi for 5.15~5.25GHz 3.73 dBi for 5.25~5.35GHz 4.77 dBi for 5.47~5.725GHz 4.97 dBi for 5.725~5.850GHz

天線之要求測試結果:	**PASS**

5. 峰值發射功率

5.1. 適用標準

依據國家通訊傳播委員會低功率射頻電機技術規範之第 4.7.3 節

4.7.3.1 使用於 5.15 GHz～5.25 GHz 頻段

(1) 供戶外操作使用:

(A) 最大傳導輸出功率應小於或等於 1 W。

(B) 在任何 1 MHz 頻帶中最大功率頻譜密度應小於或等於 17 dBm。

(C) 使用超過 6 dBi 方向增益之發射天線時，應依超過 6 dBi 天線方向增益的 dBi 總量，等量減少最大傳導輸出功率及最大功率頻譜密度。

(D) 在水平面仰角超過 30 度時，其最大 EIRP 應小於或等於 21 dBm。

(2) 供室內操作使用:

(A) 最大傳導輸出功率應小於或等於 1 W。

(B) 在任何 1 MHz 頻帶中最大功率頻譜密度應小於或等於 17 dBm。

(C) 使用超過 6 dBi 方向增益之發射天線時，應依超過 6 dBi 天線方向增益的 dBi 總量，等量減少最大傳導輸出功率及最大功率頻譜密度。

(3) 供固定式點對點操作使用:

(A) 最大傳導輸出功率應小於或等於 1 W。

(B) 在任何 1 MHz 頻帶中最大功率頻譜密度應小於或等於 17 dBm。

(C) 使用超過 23 dBi 方向增益之指向性天線時，應依超過 23 dBi 天線方向增益的 dBi 總量，等量減少最大傳導輸出功率及最大功率頻譜密度。

(D) 固定式點對點操作，不包括點對多點系統、全方向性應用及多台共站發射機傳送相同資訊。

(4) 供用戶端裝置(Client Device)操作使用:

(A) 最大傳導輸出功率應小於或等於 250 mW。

(B) 在任何 1 MHz 頻帶中最大功率頻譜密度應小於或等於 11 dBm。

(C) 使用超過 6 dBi 方向增益之發射天線時，應依超過 6 dBi 天線方向增益的 dBi 總量，等量減少最大傳導輸出功率及最大功率頻譜密度。

4.7.3.2 使用頻率於 5.25 GHz～5.35 GHz 與 5.470 GHz～5.725 GHz 頻段

(1) 最大傳導輸出功率應小於或等於 250 mW 或 11dBm+10log B (B 是 26 dB 發射頻寬，單位 MHz)之較小者。

(2) 最大功率頻譜密度在任何 1 MHz 頻帶中應小於或等於 11 dBm。

(3) 使用超過 6 dBi 方向增益之發射天線時，應依超過 6 dBi 天線方向增益的 dBi 總量，等量減少最大傳導輸出功率及最大功率頻譜密度。

4.7.3.3 使用頻率於 5.725 GHz～5.850 GHz 頻段

(1) 最大傳導輸出功率應小於或等於 1 W。

(2) 在任何 500 kHz 頻帶中最大功率頻譜密度應小於或等於 30 dBm。

(3) 供固定式點對點操作時，使用方向增益超過 6 dBi 之發射天線，可不需對應減少發射器之傳導輸出功率限制值。

(4) 除(3)外，使用超過 6 dBi 方向增益之發射天線時，應依超過 6 dBi 天線方向增益的 dBi 總量，等量減少最大傳導輸出功率及最大功率頻譜密度

5.2. 量測方法

待測物之天線埠經由適當之衰減直接連至頻譜分析儀 RF 輸入端，峰值發射功率必須使用依據均方根等效電壓校準之儀器量測於任何連續傳輸之時段，量測結果須依儀器限制(如偵測器反應時間、相較於發射頻寬有限之解析頻寬能力，靈敏度等)調整得出正確之峰值量測或使用峰值功率表。

待測物應在正常發射狀態下量測。

5.3. 測試架構圖

99% Occupied Bandwidth

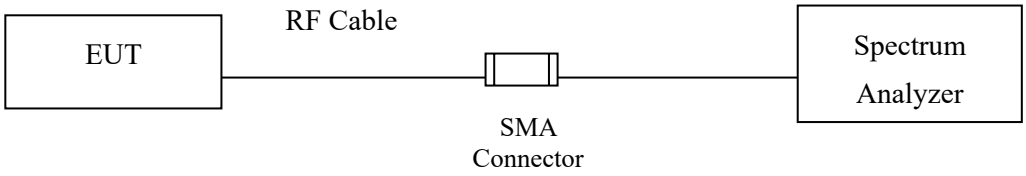

Conduction Power Measurement

Conduction Power Measurement (for 802.11an)

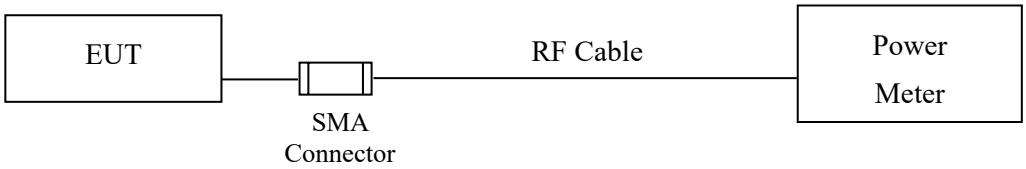

Conduction Power Measurement (for 802.11ac)

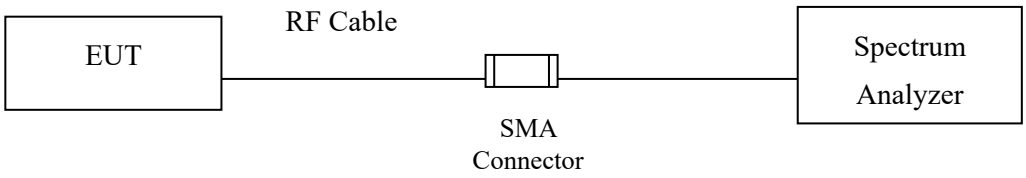

5.4. 量測不確定度

此項測試之量測不確定度

採用功率計為±0.95dB

採用頻譜分析儀±1.30dB

5.5. 峰值發射功率測試結果

待測物名稱：Intel® Wireless-AC 9560
待測物型號：9560NGW　　測試項目：峰值發射功率
測試頻道：--　　測試模式：Mode 1: 發射器 802.11a
6 dB 頻寬：1MHz　　視頻頻寬：3MHz
檢測器：峰值　　環境溫度：21 ℃
測試日期：106 年 07 月 03 日　　環境濕度：53 %

SISO -Chain A

Cable loss=1dB		Maximum conducted output power								
Channel No.	Frequency (MHz)	Data Rate (Mbps)								Required Limit
		6	9	12	18	24	36	48	54	
		Measurement Level (dBm)								
36	5180	18.11	--	--	--	--	--	--	--	<24dBm
44	5220	21.53	21.46	21.31	21.28	21.13	21.04	20.94	20.84	<24dBm
48	5240	21.49	--	--	--	--	--	--	--	<24dBm
52	5260	21.55	--	--	--	--	--	--	--	<24dBm
60	5300	21.54	21.41	21.36	21.24	21.19	21.05	20.94	20.83	<24dBm
64	5320	17.12	--	--	--	--	--	--	--	<24dBm
100	5500	16.96	--	--	--	--	--	--	--	<24dBm
116	5580	21.58	21.43	21.37	21.25	21.11	21.06	20.94	20.87	<24dBm
140	5700	18.31	--	--	--	--	--	--	--	<24dBm
149	5745	21.53	--	--	--	--	--	--	--	<30dBm
157	5785	21.57	21.43	21.37	21.25	21.13	21.07	20.96	20.85	<30dBm
165	5825	21.58	--	--	--	--	--	--	--	<30dBm

Note: Maximum conducted output power Value =Reading value on average power meter + cable loss

SISO-Chain B

Cable loss=1dB		Maximum conducted output power								
Channel No.	Frequency (MHz)	Data Rate (Mbps)								Required Limit
		6	9	12	18	24	36	48	54	
		Measurement Level (dBm)								
36	5180	16.59	--	--	--	--	--	--	--	<24dBm
44	5220	21.52	21.43	21.34	21.29	21.18	21.13	21.02	20.97	<24dBm
48	5240	21.53	--	--	--	--	--	--	--	<24dBm
52	5260	21.52	--	--	--	--	--	--	--	<24dBm
60	5300	21.45	21.39	21.32	21.25	21.23	21.16	21.07	20.99	<24dBm
64	5320	17.27	--	--	--	--	--	--	--	<24dBm
100	5500	17.45	--	--	--	--	--	--	--	<24dBm
116	5580	21.44	21.38	21.31	21.24	21.15	21.07	20.93	20.87	<24dBm
140	5700	17.13	--	--	--	--	--	--	--	<24dBm
149	5745	21.52	--	--	--	--	--	--	--	<30dBm
157	5785	21.53	21.47	21.38	21.24	21.18	21.07	20.96	20.83	<30dBm
165	5825	21.59	--	--	--	--	--	--	--	<30dBm

Note: Maximum conducted output power Value =Reading value on average power meter + cable loss

MIMO-Chain A

Cable loss=1dB		Maximum conducted output power								
Channel No.	Frequency (MHz)	Data Rate (Mbps)								Required Limit
		6	9	12	18	24	36	48	54	
		Measurement Level (dBm)								
36	5180	17.94	--	--	--	--	--	--	--	<24dBm
44	5220	19.77	19.64	19.53	19.49	19.34	19.26	19.17	19.08	<24dBm
48	5240	19.69	--	--	--	--	--	--	--	<24dBm
52	5260	19.57	--	--	--	--	--	--	--	<24dBm
60	5300	19.54	19.46	19.37	19.23	19.19	19.07	18.94	18.82	<24dBm
64	5320	18.2	--	--	--	--	--	--	--	<24dBm
100	5500	16.22	--	--	--	--	--	--	--	<24dBm
116	5580	19.56	19.44	19.31	19.27	19.14	19.08	18.94	18.82	<24dBm
140	5700	18.91	--	--	--	--	--	--	--	<24dBm
149	5745	21.53	--	--	--	--	--	--	--	<30dBm
157	5785	21.57	21.46	21.39	21.25	21.10	21.06	20.94	20.46	<30dBm
165	5825	21.58	--	--	--	--	--	--	--	<30dBm

Note: Maximum conducted output power Value =Reading value on average power meter + cable loss

MIMO-Chain B

Cable loss=1dB		Maximum conducted output power								
Channel No.	Frequency (MHz)	Data Rate (Mbps)								Required Limit
		6	9	12	18	24	36	48	54	
		Measurement Level (dBm)								
36	5180	17.90	--	--	--	--	--	--	--	<24dBm
44	5220	19.83	19.74	19.68	19.52	19.44	19.36	19.25	19.13	<24dBm
48	5240	19.55	--	--	--	--	--	--	--	<24dBm
52	5260	19.51	--	--	--	--	--	--	--	<24dBm
60	5300	19.58	19.46	19.37	19.23	19.17	19.06	18.94	18.85	<24dBm
64	5320	18.42	--	--	--	--	--	--	--	<24dBm
100	5500	16.44	--	--	--	--	--	--	--	<24dBm
116	5580	19.63	19.58	19.47	19.35	19.28	19.11	19.06	18.92	<24dBm
140	5700	18.71	--	--	--	--	--	--	--	<24dBm
149	5745	21.52	--	--	--	--	--	--	--	<30dBm
157	5785	21.53	21.47	21.35	21.29	21.13	21.07	20.96	20.84	<30dBm
165	5825	21.59	--	--	--	--	--	--	--	<30dBm

Note: Maximum conducted output power Value =Reading value on average power meter + cable loss

Maximum conducted output power Measurement:

MIMO-Chain A+Chain B

Channel Number	Frequency (MHz)	99% Bandwidth (MHz)	Chain A Power (dBm)	Chain B Power (dBm)	Output Power (dBm)	Output Power Limit	
						(dBm)	dBm+10log(BW)
36	5180	--	17.94	17.90	20.93	24	--
44	5220	--	19.77	19.83	22.81	24	--
48	5240	--	19.69	19.55	22.63	24	--
52	5260	18.182	19.57	19.51	22.55	24	23.60
60	5300	18.282	19.54	19.58	22.57	24	23.62
64	5320	18.232	18.20	18.42	21.32	24	23.61
100	5500	18.132	16.22	16.44	19.34	24	23.58
116	5580	18.132	19.56	19.63	22.61	24	23.58
140	5700	18.132	18.91	18.71	21.82	24	23.58
149	5745	--	21.53	21.52	24.54	30	--
157	5785	--	21.57	21.53	24.56	30	--
165	5825	--	21.58	21.59	24.60	30	--

Note:

1. Output Power (dBm) = 10LOG (Chain A Power (mW)+ Chain B Power (mW))
2. 99% Bandwidth is the bandwidth of chain A or chain B whichever is less bandwidth, output power limitation is more stringent.

99% Occupied Bandwidth:

Channel 52: Chain A

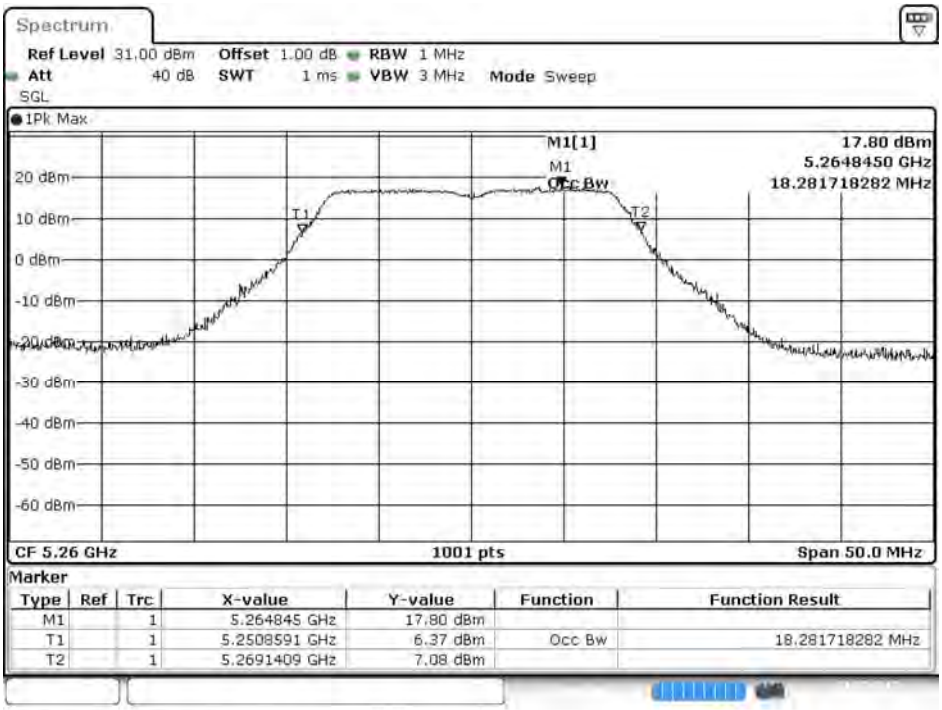

Date: 3.JUL.2017 22:45:44

Channel 52: Chain B

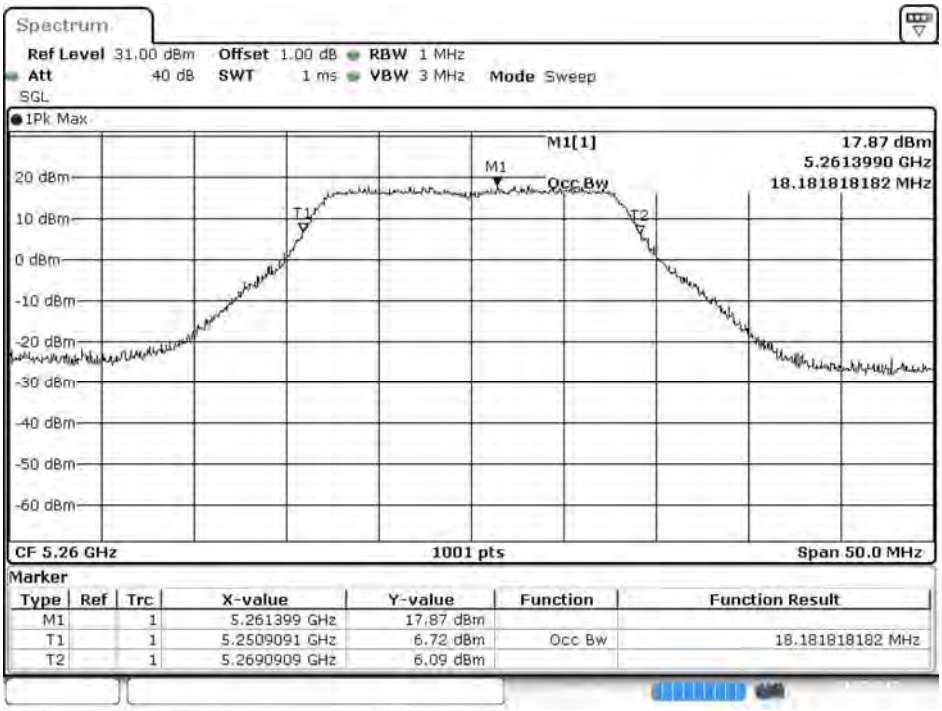

Date: 3.JUL.2017 18:45:27

Channel 60: Chain A

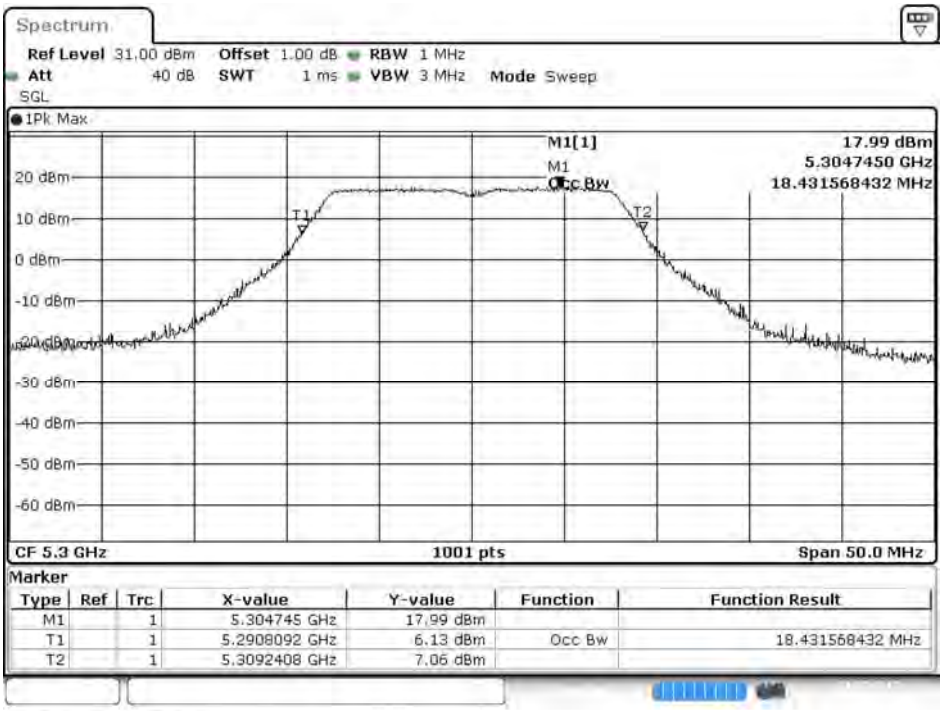

Date: 3.JUL.2017 22:47:54

Channel 60: Chain B

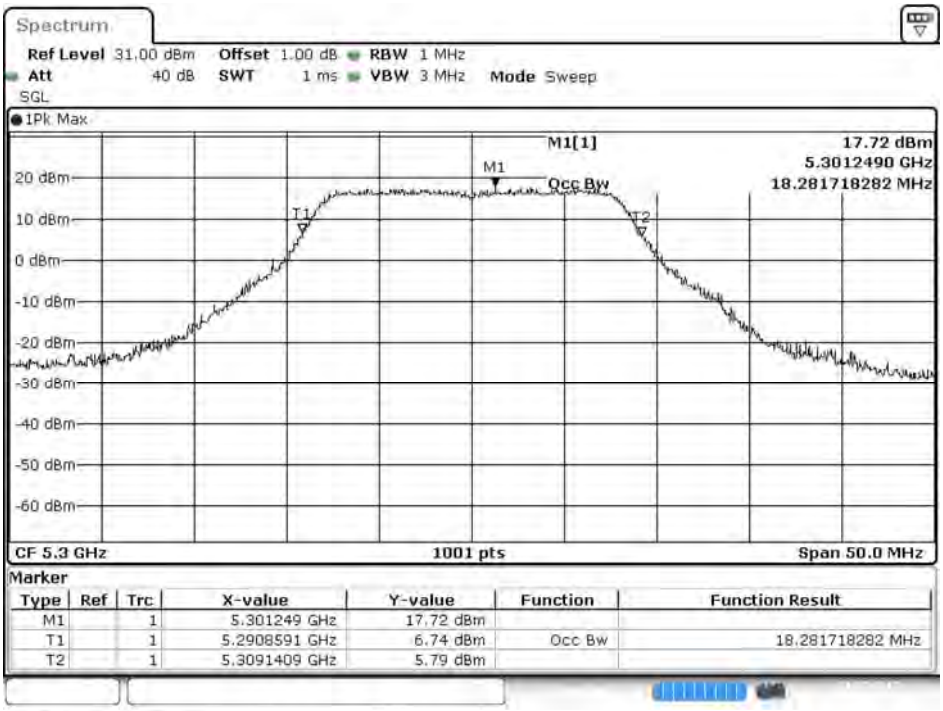

Date: 3.JUL.2017 18:47:37

Channel 64: Chain A

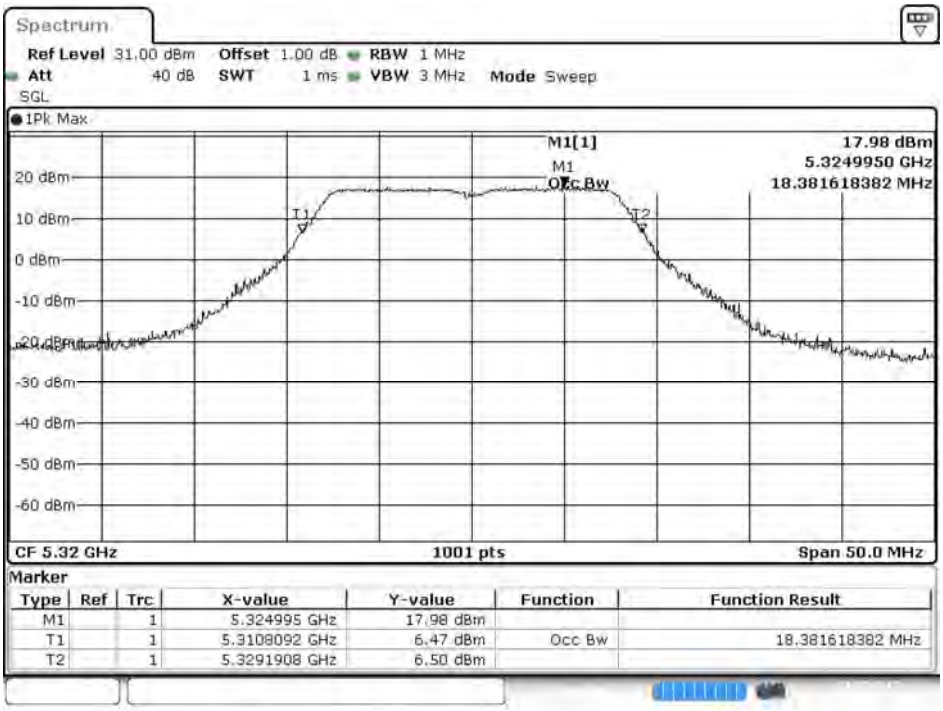

Date: 3.JUL.2017 22:49:03

Channel 64: Chain B

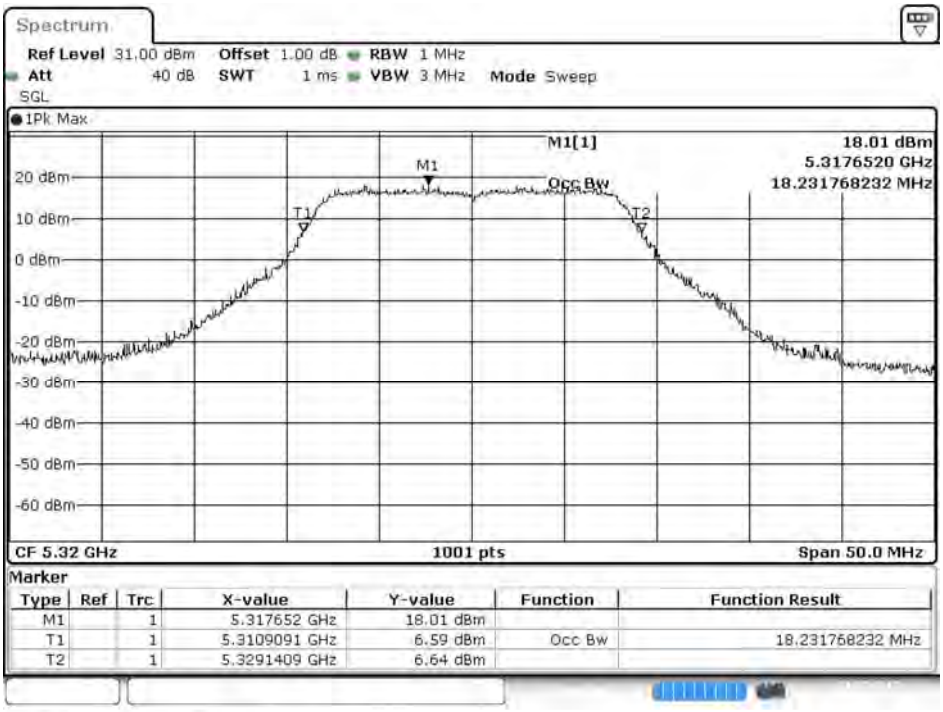

Date: 3.JUL.2017 18:48:48

Channel 100: Chain A

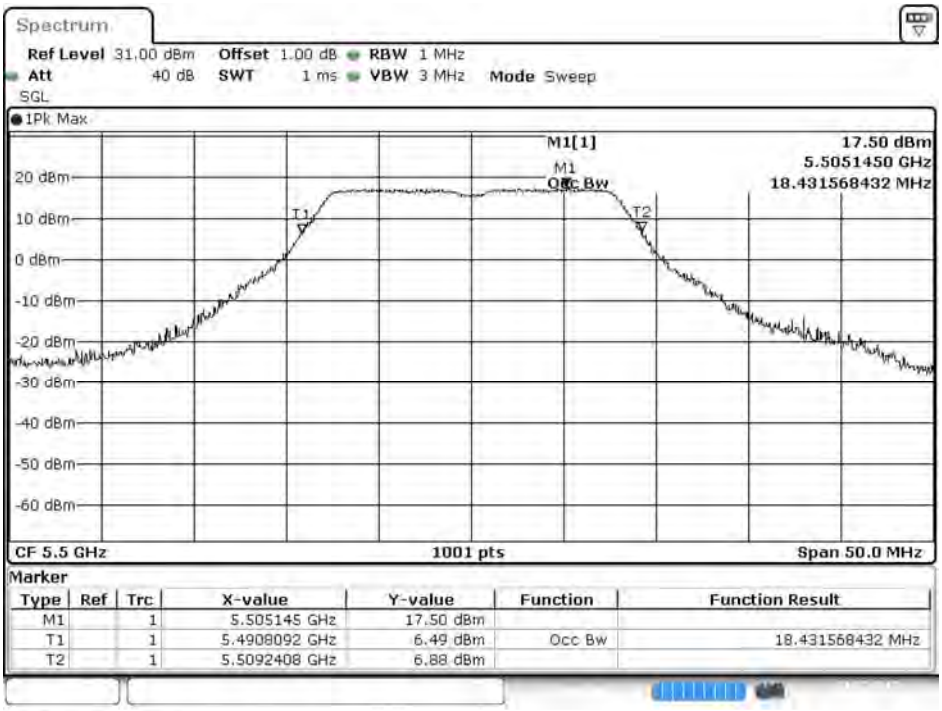

Date: 3.JUL.2017 22:53:11

Channel 100: Chain B

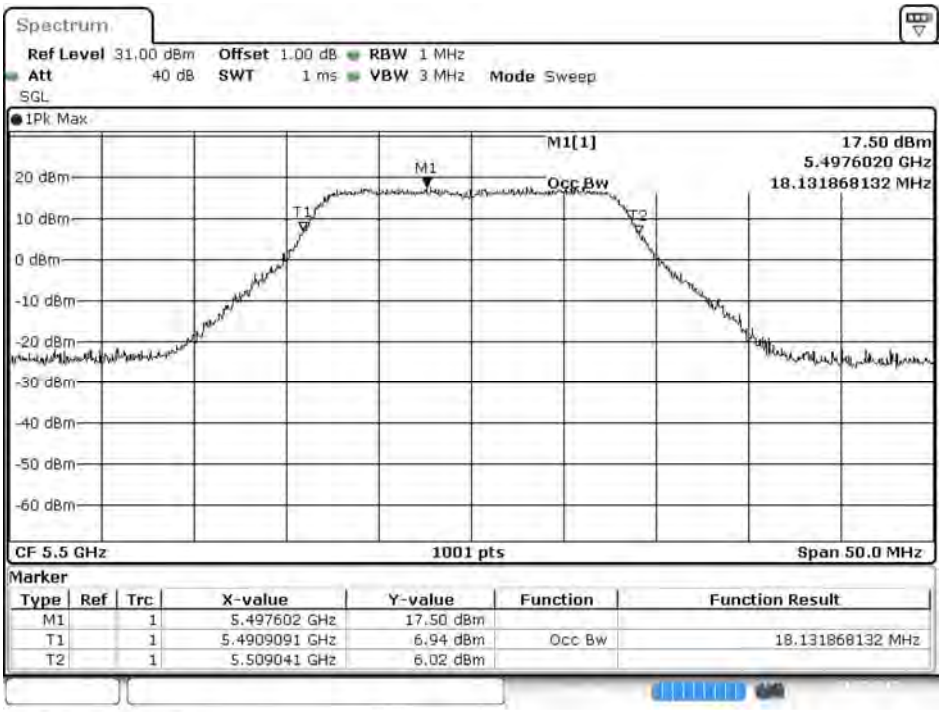

Date: 3.JUL.2017 18:52:55

Channel 116: Chain A

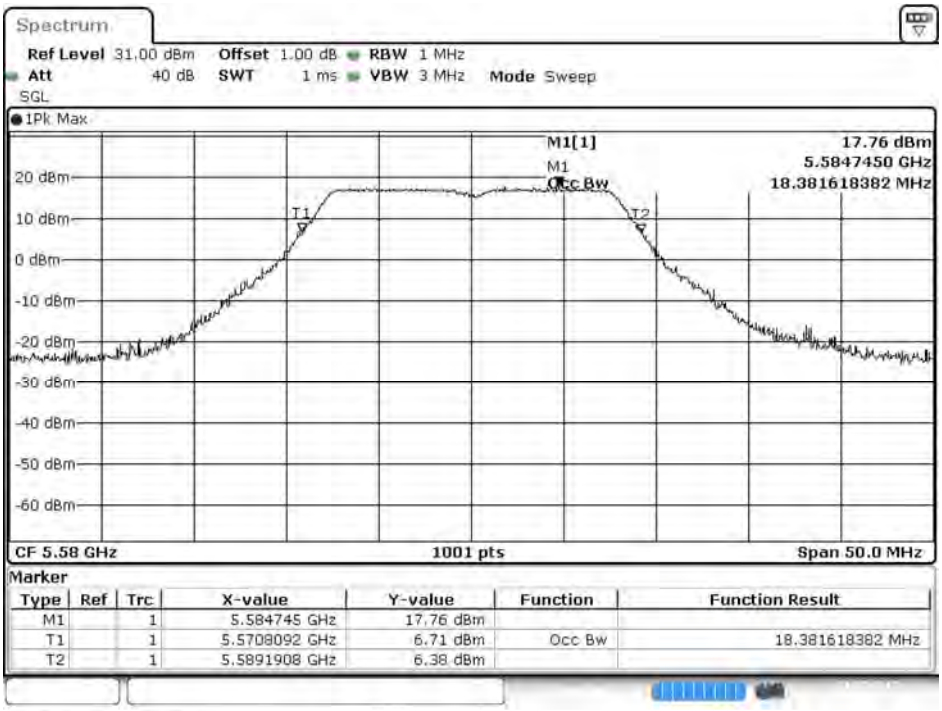

Channel 116: Chain B

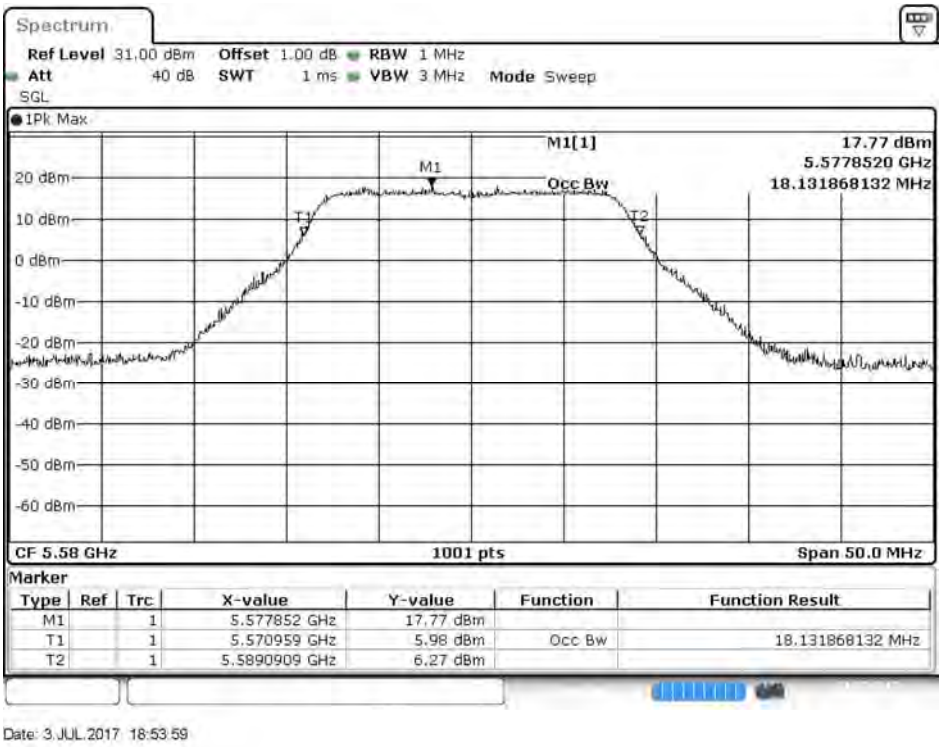

Channel 140: Chain A

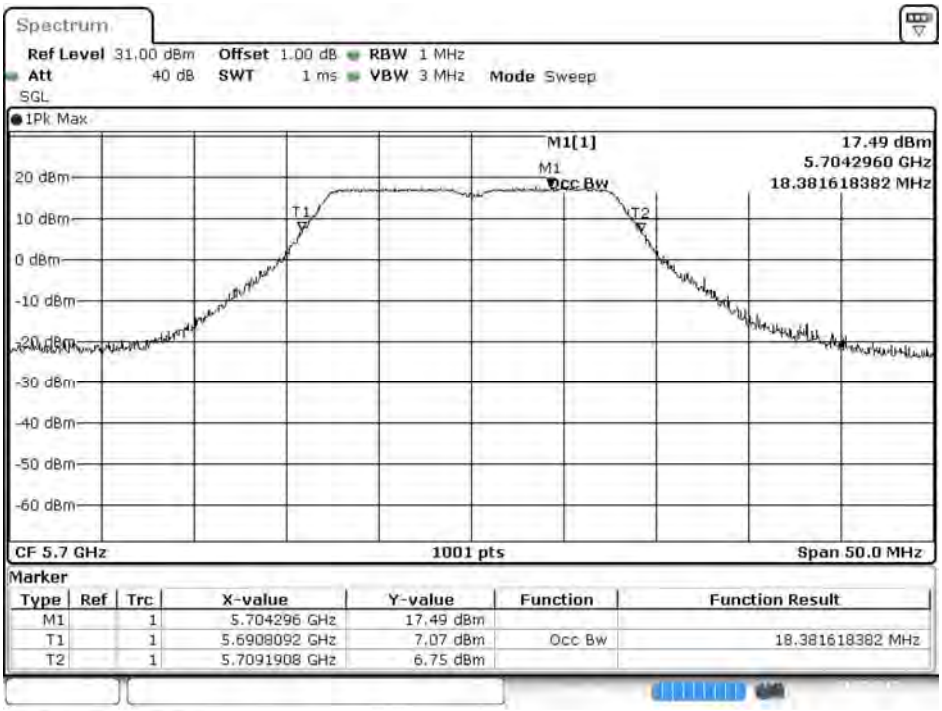

Date: 3.JUL.2017 22:56:53

Channel 140: Chain B

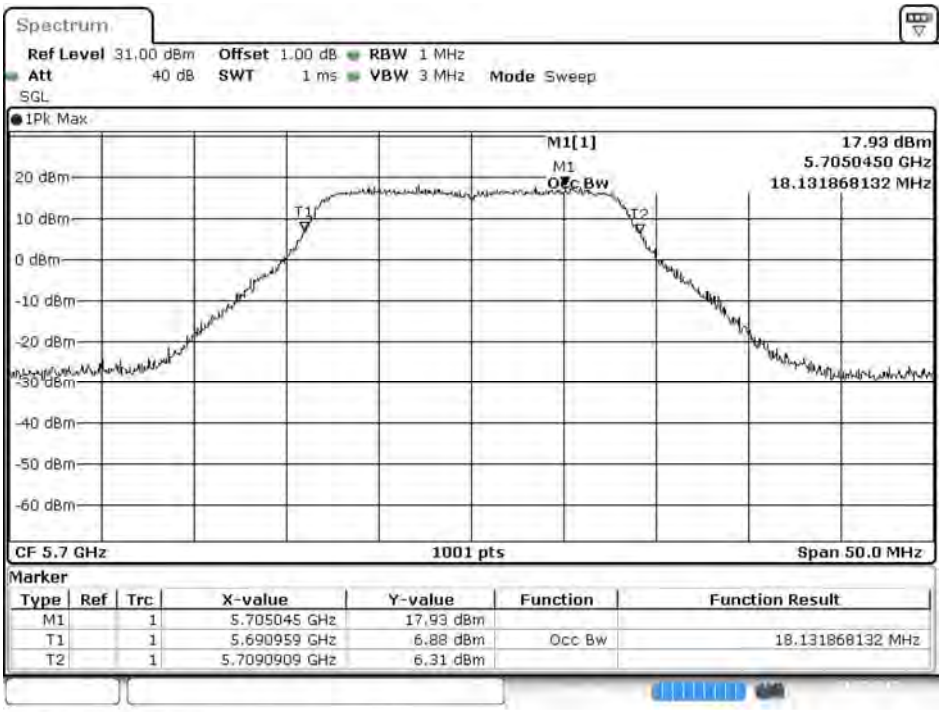

Date: 3.JUL.2017 18:56:37

待測物名稱：Intel® Wireless-AC 9560
待測物型號：9560NGW　　測 試 項 目 ：峰值發射功率
測 試 頻 道 ：--　　測 試 模 式 ：Mode 1: 發射器 802.11n-20BW
6 dB 頻寬：1MHz　　視 頻 頻 寬 ：3MHz
檢 測 器 ：峰值　　環 境 溫 度 ：21 ℃
測 試 日 期 ：106 年 07 月 03 日　　環 境 濕 度 ：53 %

SISO-Chain A

Cable loss=1dB		Maximum conducted output power								
Channel No.	Frequency (MHz)	Data Rate (Mbps)								Required Limit
		7.2	14.4	21.7	28.9	43.3	57.8	65	72.2	
		Measurement Level (dBm)								
36	5180	18.01	--	--	--	--	--	--	--	<24dBm
44	5220	21.58	21.43	21.38	21.25	21.19	21.07	20.96	20.87	<24dBm
48	5240	21.48	--	--	--	--	--	--	--	<24dBm
52	5260	21.51	--	--	--	--	--	--	--	<24dBm
60	5300	21.52	21.43	21.38	21.25	21.10	21.06	20.94	20.83	<24dBm
64	5320	17.11	--	--	--	--	--	--	--	<24dBm
100	5500	16.87	--	--	--	--	--	--	--	<24dBm
116	5580	21.51	21.47	21.34	21.27	21.19	21.05	20.96	20.82	<24dBm
140	5700	18.31	--	--	--	--	--	--	--	<24dBm
149	5745	21.57	--	--	--	--	--	--	--	<30dBm
157	5785	21.48	21.39	21.22	21.17	21.04	20.97	20.86	20.79	<30dBm
165	5825	21.62	--	--	--	--	--	--	--	<30dBm

Note: Maximum conducted output power Value =Reading value on average power meter + cable loss

SISO-Chain B

Cable loss=1dB		Maximum conducted output power								
Channel No.	Frequency (MHz)	Data Rate (Mbps)								Required Limit
		7.2	14.4	21.7	28.9	43.3	57.8	65	72.2	
		Measurement Level (dBm)								
36	5180	16.52	--	--	--	--	--	--	--	<24dBm
44	5220	21.54	21.43	21.38	21.24	21.16	21.07	20.97	20.88	<24dBm
48	5240	21.49	--	--	--	--	--	--	--	<24dBm
52	5260	21.51	--	--	--	--	--	--	--	<24dBm
60	5300	21.53	21.42	21.36	21.27	21.14	21.07	20.97	20.88	<24dBm
64	5320	17.18	--	--	--	--	--	--	--	<24dBm
100	5500	17.31	--	--	--	--	--	--	--	<24dBm
116	5580	21.46	21.37	21.26	21.13	21.08	20.94	20.82	20.76	<24dBm
140	5700	17.12	--	--	--	--	--	--	--	<24dBm
149	5745	21.53	--	--	--	--	--	--	--	<30dBm
157	5785	21.54	21.43	21.38	21.21	21.16	21.04	20.94	20.87	<30dBm
165	5825	21.64	--	--	--	--	--	--	--	<30dBm

Note: Maximum conducted output power Value =Reading value on average power meter + cable loss

MIMO-Chain A

Cable loss=1dB		Maximum conducted output power								
Channel No.	Frequency (MHz)	Data Rate (Mbps)								Required Limit
		14.4	28.9	43.3	57.8	86.7	115.6	130	144.4	
		Measurement Level (dBm)								
36	5180	17.59	--	--	--	--	--	--	--	<24dBm
44	5220	19.85	19.73	19.68	19.51	19.45	19.38	19.26	19.15	<24dBm
48	5240	19.89	--	--	--	--	--	--	--	<24dBm
52	5260	19.97	--	--	--	--	--	--	--	<24dBm
60	5300	19.91	19.86	19.73	19.68	19.55	19.42	19.39	19.21	<24dBm
64	5320	18.18	--	--	--	--	--	--	--	<24dBm
100	5500	17.66	--	--	--	--	--	--	--	<24dBm
116	5580	19.86	19.74	19.69	19.53	19.46	19.38	19.25	19.11	<24dBm
140	5700	18.34	--	--	--	--	--	--	--	<24dBm
149	5745	21.57	--	--	--	--	--	--	--	<30dBm
157	5785	21.48	21.39	21.26	21.17	21.04	20.92	20.84	20.77	<30dBm
165	5825	21.62	--	--	--	--	--	--	--	<30dBm

Note: Maximum conducted output power Value =Reading value on average power meter + cable loss

MIMO-Chain B

Cable loss=1dB		Maximum conducted output power								
Channel No.	Frequency (MHz)	Data Rate (Mbps)								Required Limit
		14.4	28.9	43.3	57.8	86.7	115.6	130	144.4	
		Measurement Level (dBm)								
36	5180	17.37	--	--	--	--	--	--	--	<24dBm
44	5220	19.86	19.74	19.65	19.56	19.43	19.38	19.21	19.16	<24dBm
48	5240	19.95	--	--	--	--	--	--	--	<24dBm
52	5260	19.93	--	--	--	--	--	--	--	<24dBm
60	5300	19.88	19.74	19.69	19.55	19.46	19.39	19.24	19.18	<24dBm
64	5320	18.02	--	--	--	--	--	--	--	<24dBm
100	5500	17.83	--	--	--	--	--	--	--	<24dBm
116	5580	19.91	19.87	19.74	19.61	19.52	19.48	19.37	19.24	<24dBm
140	5700	18.02	--	--	--	--	--	--	--	<24dBm
149	5745	21.53	--	--	--	--	--	--	--	<30dBm
157	5785	21.54	21.44	21.38	21.29	21.17	21.06	20.97	20.86	<30dBm
165	5825	21.64	--	--	--	--	--	--	--	<30dBm

Note: Maximum conducted output power Value =Reading value on average power meter + cable loss

Maximum conducted output power Measurement:

MIMO-Chain A+ B

Channel Number	Frequency (MHz)	99% Bandwidth (MHz)	Chain A Power (dBm)	Chain B Power (dBm)	Output Power (dBm)	Output Power Limit	
						(dBm)	dBm+10log(BW)
36	5180	--	17.59	17.37	20.49	24	--
44	5220	--	19.85	19.86	22.87	24	--
48	5240	--	19.89	19.95	22.93	24	--
52	5260	19.031	19.97	19.93	22.96	24	23.79
60	5300	19.081	19.91	19.88	22.91	24	23.81
64	5320	19.081	18.18	18.02	21.11	24	23.81
100	5500	19.031	17.66	17.83	20.76	24	23.79
116	5580	19.081	19.86	19.91	22.90	24	23.81
140	5700	19.081	18.34	18.02	21.19	24	23.81
149	5745	--	21.57	21.53	24.56	30	--
157	5785	--	21.48	21.54	24.52	30	--
165	5825	--	21.62	21.64	24.64	30	--

Note:

1. Output Power (dBm) = 10LOG (Chain A Power (mW)+ Chain B Power (mW))
2. 99% Bandwidth is the bandwidth of chain A or chain B whichever is less bandwidth, output power limitation is more stringent.

99% Occupied Bandwidth:

Channel 52: Chain A

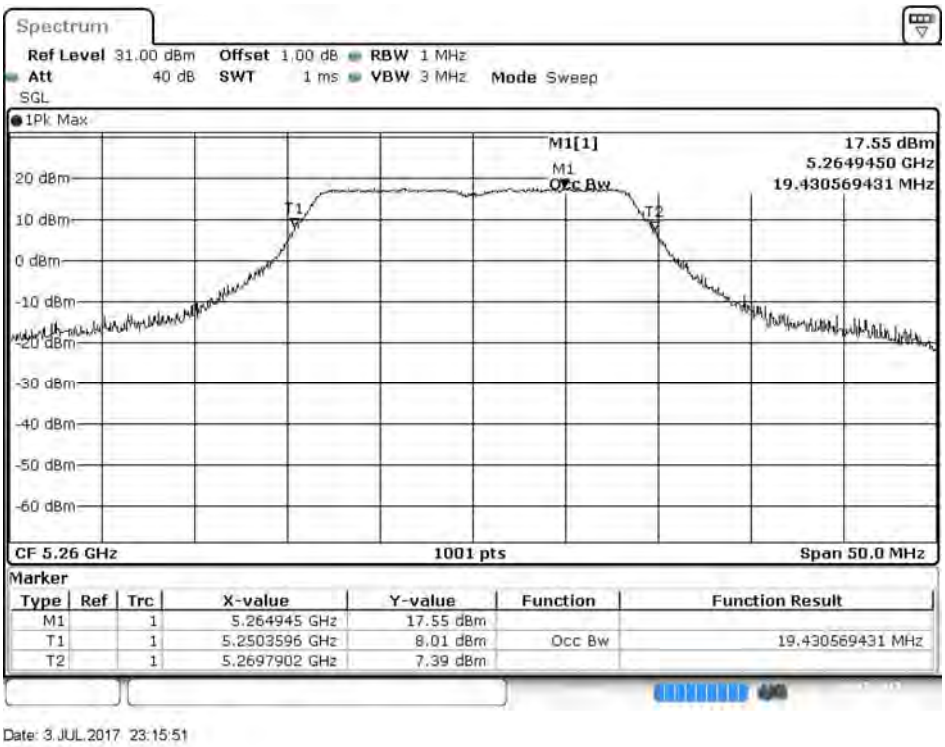

Date: 3.JUL.2017 23:15:51

Channel 52: Chain B

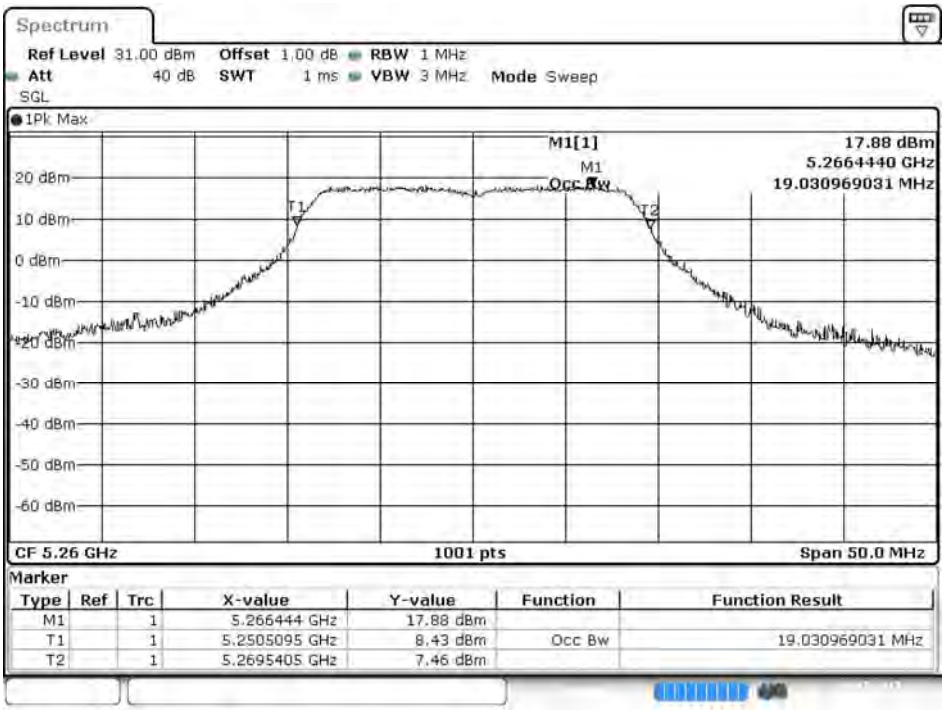

Date: 3.JUL.2017 19:15:32

Channel 60: Chain A

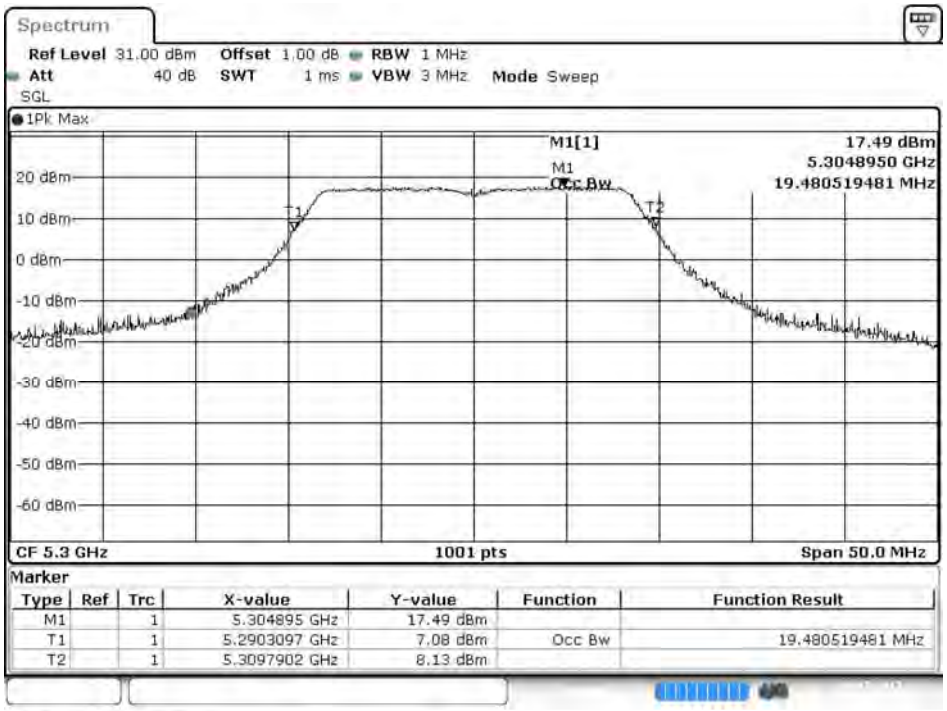

Date: 3.JUL.2017 23:18:36

Channel 60: Chain B

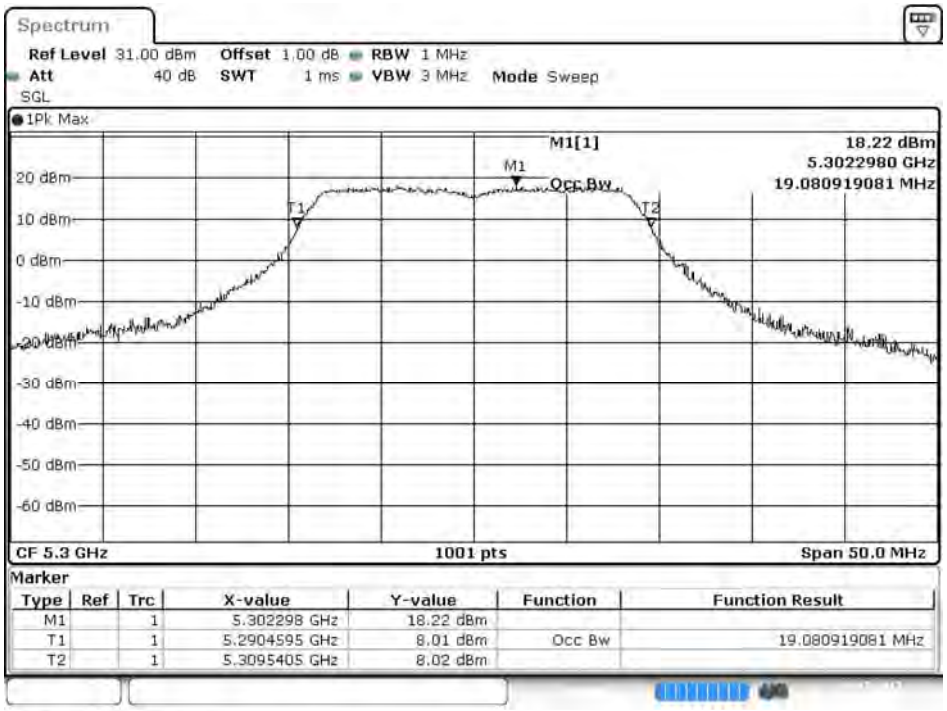

Date: 3.JUL.2017 19:18:17

Channel 64: Chain A

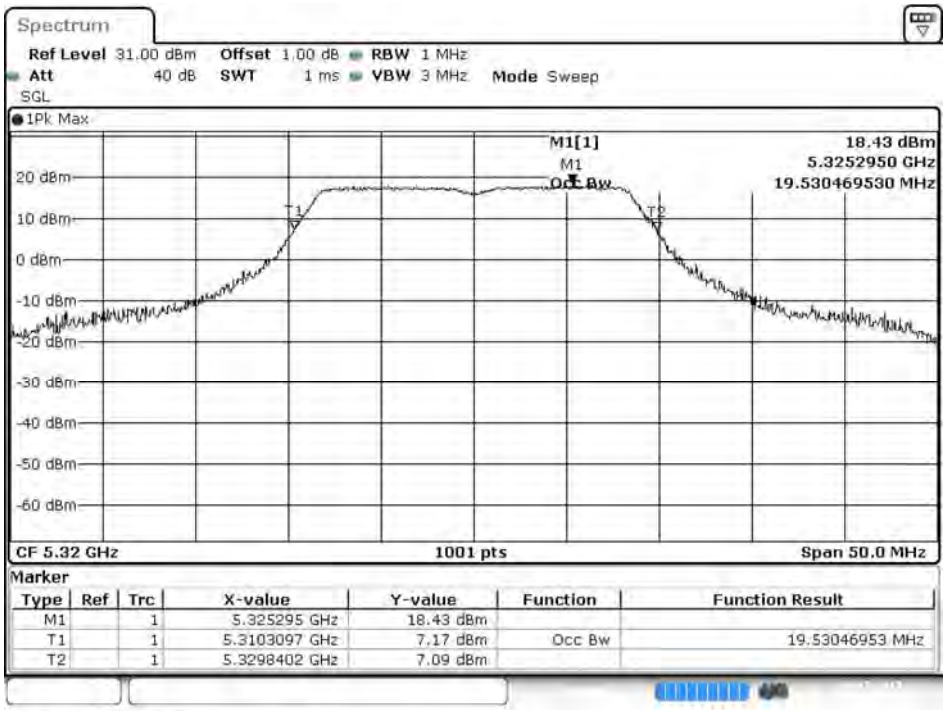

Date: 3.JUL.2017 23:20:57

Channel 64: Chain B

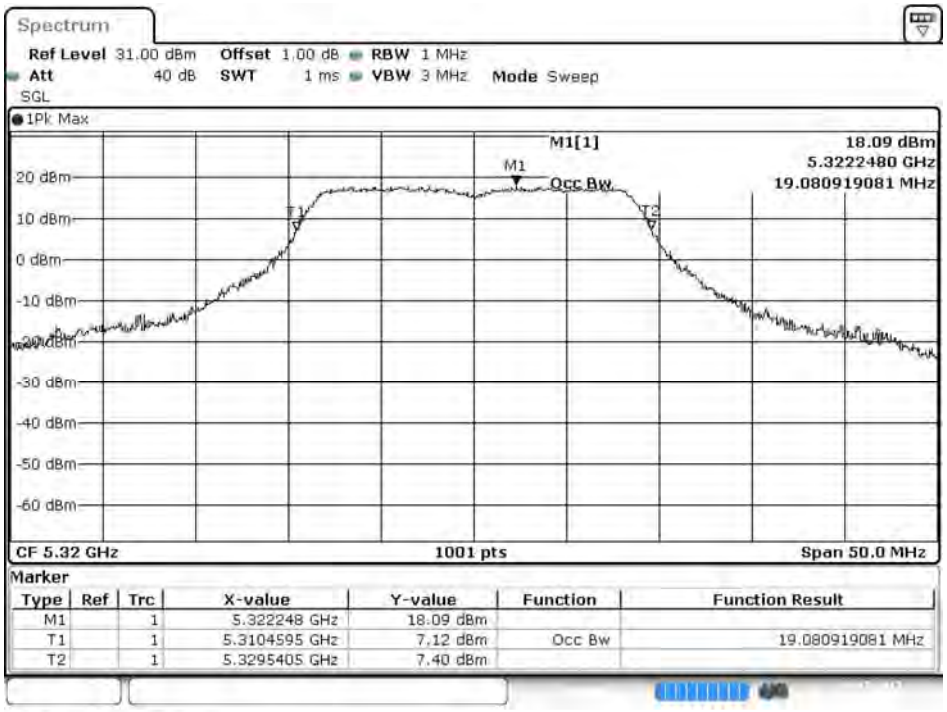

Date: 3.JUL.2017 19:20:38

Channel 100: Chain A

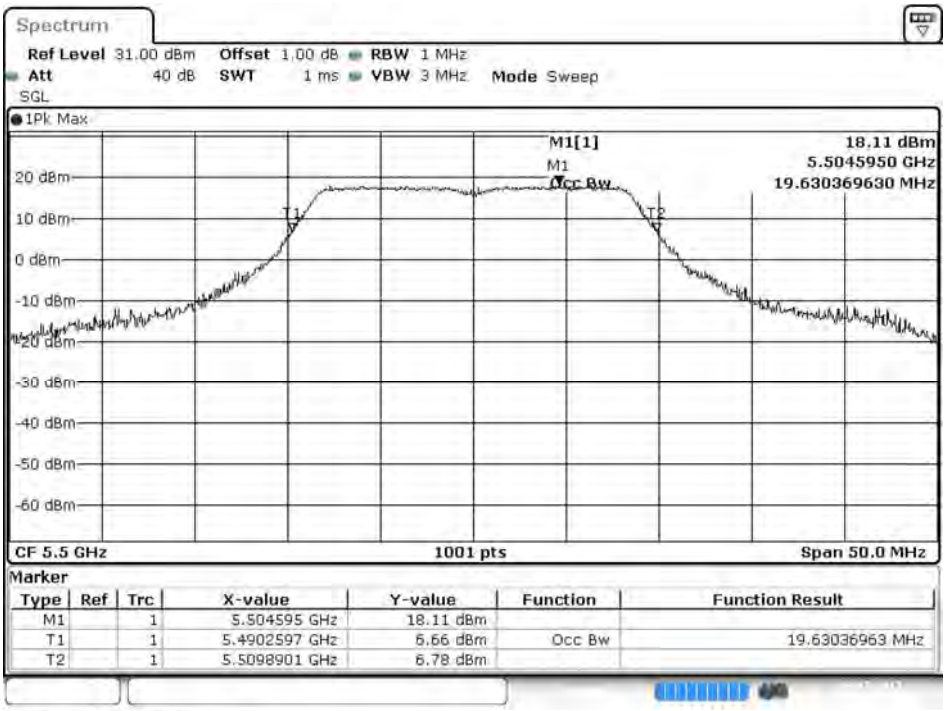

Date: 3.JUL.2017 23:26:44

Channel 100: Chain B

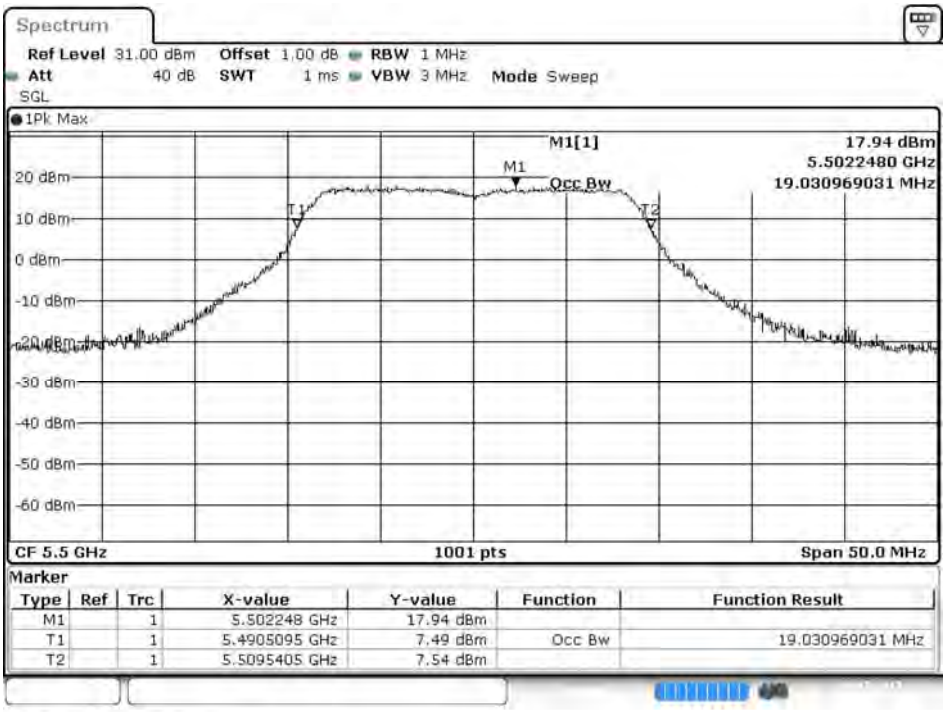

Date: 3.JUL.2017 19:26:25

Channel 116: Chain A

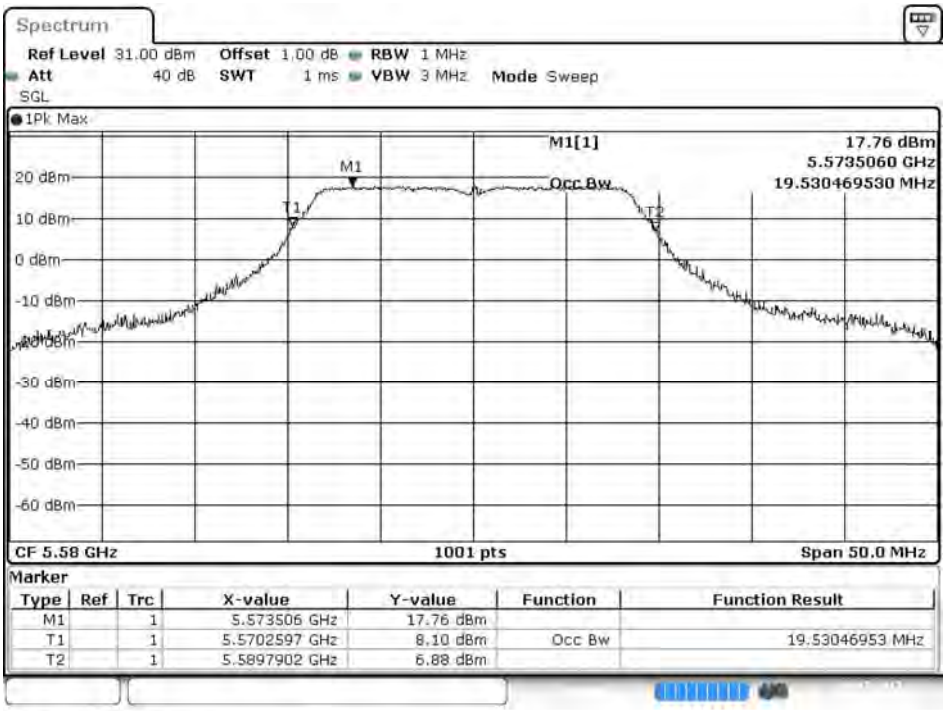

Date: 3.JUL.2017 23:29:45

Channel 116: Chain B

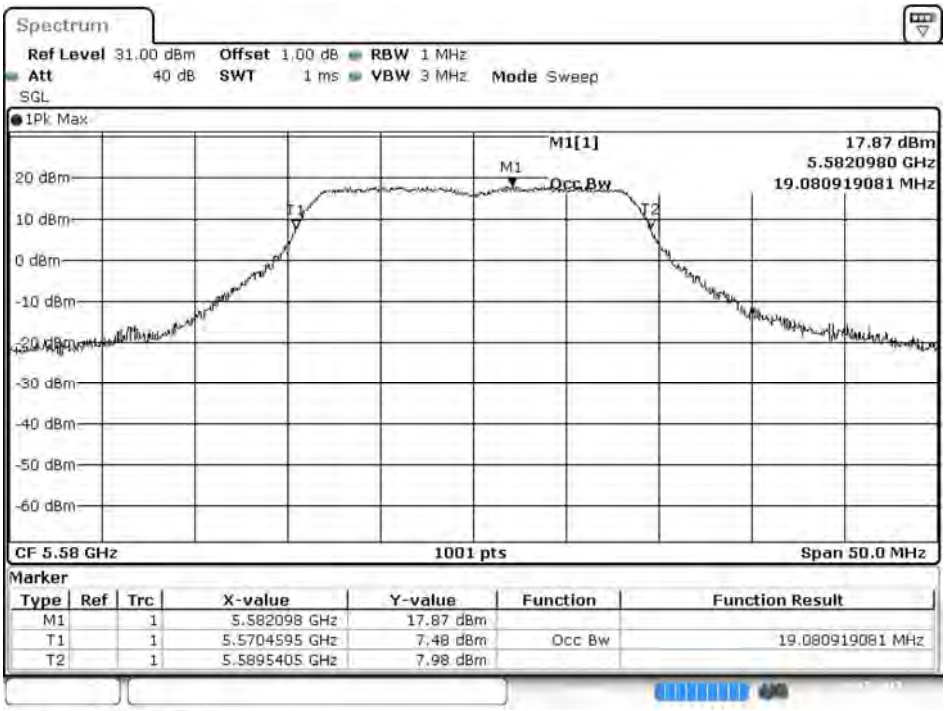

Date: 3.JUL.2017 19:29:26

Channel 140: Chain A

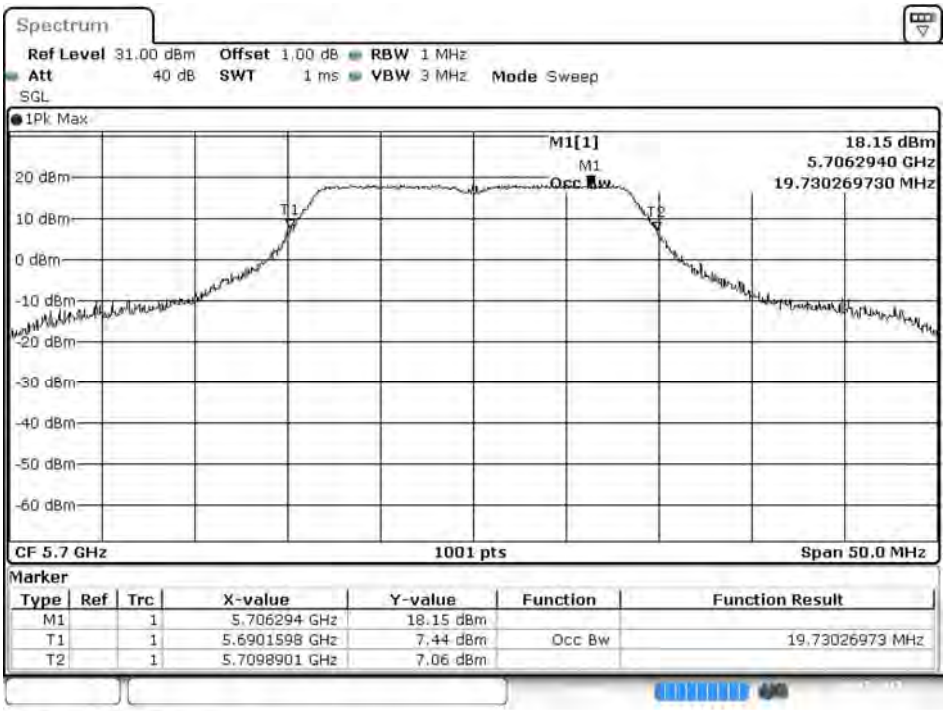

Date: 3.JUL.2017 23:33:12

Channel 140: Chain B

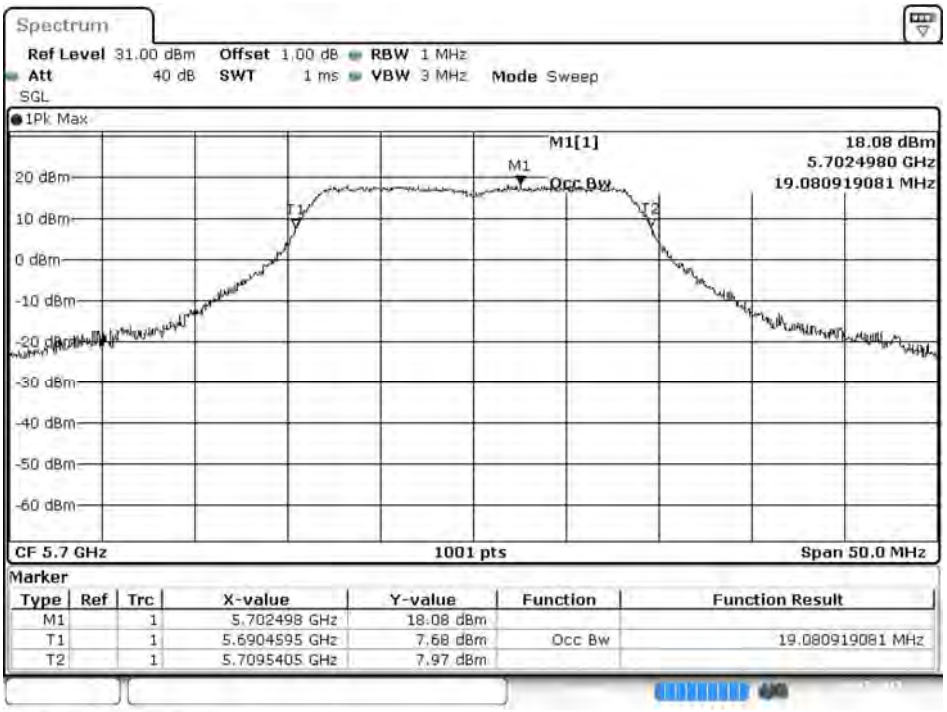

Date: 3.JUL.2017 19:32:53

待測物名稱：Intel® Wireless-AC 9560
待測物型號：9560NGW　　測試項目：峰值發射功率
測試頻道：--　　測試模式：Mode 1: 發射器 802.11n-40BW
6 dB 頻寬：1MHz　　視頻頻寬：3MHz
檢測器：峰值　　環境溫度：21 ℃
測試日期：106 年 07 月 03 日　　環境濕度：53 %

SISO A

Cable loss=1dB		Maximum conducted output power								
Channel No.	Frequency (MHz)	Data Rate (Mbps)								Required Limit
		15	30	45	60	90	120	135	150	
		Measurement Level (dBm)								
38	5190	16.86	--	--	--	--	--	--	--	<24dBm
46	5230	21.56	21.43	21.38	21.25	21.13	21.09	20.93	20.86	<24dBm
54	5270	21.57	--	--	--	--	--	--	--	<24dBm
62	5310	14.52	14.41	14.39	14.26	14.20	14.12	14.04	13.96	<24dBm
102	5510	16.84	--	--	--	--	--	--	--	<24dBm
110	5550	21.47	21.39	21.24	21.17	21.03	20.94	20.82	20.77	<24dBm
134	5670	20.06	--	--	--	--	--	--	--	<24dBm
151	5755	21.55	--	--	--	--	--	--	--	<30dBm
159	5795	21.52	21.44	21.38	21.24	21.16	21.07	20.98	20.89	<30dBm

Note: Maximum conducted output power Value =Reading value on average power meter + cable loss

SISO B

Cable loss=1dB		Maximum conducted output power								
Channel No.	Frequency (MHz)	Data Rate (Mbps)								Required Limit
		15	30	45	60	90	120	135	150	
		Measurement Level (dBm)								
38	5190	16.52	--	--	--	--	--	--	--	<24dBm
46	5230	21.54	21.47	21.31	21.25	21.14	21.06	20.98	20.84	<24dBm
54	5270	21.52	--	--	--	--	--	--	--	<24dBm
62	5310	17.18	17.04	16.96	16.82	16.77	16.64	16.54	16.43	<24dBm
102	5510	17.31	--	--	--	--	--	--	--	<24dBm
110	5550	21.48	21.36	21.27	21.11	20.98	20.84	20.75	20.61	<24dBm
134	5670	17.12	--	--	--	--	--	--	--	<24dBm
151	5755	21.53	--	--	--	--	--	--	--	<30dBm
159	5795	21.45	21.38	21.29	21.16	21.08	20.93	20.87	20.74	<30dBm

Note: Maximum conducted output power Value =Reading value on average power meter + cable loss

MIMO-Chain A

Cable loss=1dB		Maximum conducted output power								
Channel No.	Frequency (MHz)	Data Rate (Mbps)								Required Limit
		30	60	90	120	180	240	270	300	
		Measurement Level (dBm)								
38	5190	18.04	--	--	--	--	--	--	--	<24dBm
46	5230	20.52	20.46	20.35	20.26	20.19	20.08	19.92	19.84	<24dBm
54	5270	20.45	--	--	--	--	--	--	--	<24dBm
62	5310	15.36	15.27	15.11	15.06	14.93	14.88	14.72	14.63	<24dBm
102	5510	18.22	--	--	--	--	--	--	--	<24dBm
110	5550	20.34	20.26	20.17	20.09	19.94	19.85	19.73	19.66	<24dBm
134	5670	19.37	--	--	--	--	--	--	--	<24dBm
151	5755	21.55	--	--	--	--	--	--	--	<30dBm
159	5795	21.52	21.43	21.36	21.27	21.16	21.08	20.94	20.83	<30dBm

Note: Maximum conducted output power Value =Reading value on average power meter + cable loss

MIMO-Chain B

Cable loss=1dB		Maximum conducted output power								
Channel No.	Frequency (MHz)	Data Rate (Mbps)								Required Limit
		30	60	90	120	180	240	270	300	
		Measurement Level (dBm)								
38	5190	17.75	--	--	--	--	--	--	--	<24dBm
46	5230	20.44	20.37	20.24	20.16	20.07	19.86	19.74	19.62	<24dBm
54	5270	20.42	--	--	--	--	--	--	--	<24dBm
62	5310	15.24	15.11	15.06	14.93	14.88	14.79	14.63	14.51	<24dBm
102	5510	18.10	--	--	--	--	--	--	--	<24dBm
110	5550	20.32	20.27	20.1	20.06	19.94	19.86	19.73	19.62	<24dBm
134	5670	19.23	--	--	--	--	--	--	--	<24dBm
151	5755	21.53	--	--	--	--	--	--	--	<30dBm
159	5795	21.45	21.38	21.27	21.14	21.08	20.95	20.87	20.79	<30dBm

Note: Maximum conducted output power Value =Reading value on average power meter + cable loss

Maximum conducted output power Measurement:

MIMO-Chain A+ B

Channel Number	Frequency (MHz)	99% Bandwidth (MHz)	Chain A Power (dBm)	Chain B Power (dBm)	Output Power (dBm)	Output Power Limit	
						(dBm)	dBm+10log(BW)
38	5190	--	18.04	17.75	20.91	24	--
46	5230	--	20.52	20.44	23.49	24	--
54	5270	41.109	20.45	20.42	23.45	24	27.14
62	5310	36.763	15.36	15.24	18.31	24	26.65
102	5510	36.963	18.22	18.1	21.17	24	26.68
110	5550	79.121	20.34	20.32	23.34	24	29.98
134	5670	42.058	19.37	19.23	22.31	24	27.24
151	5755	--	21.55	21.53	24.55	30	--
159	5795	--	21.52	21.45	24.50	30	--

Note:

1. Output Power (dBm) = 10LOG (Chain A Power (mW)+ Chain B Power (mW))
2. 99% Bandwidth is the bandwidth of chain A or chain B whichever is less bandwidth, output power limitation is more stringent.

99% Occupied Bandwidth:

Channel 54: Chain A

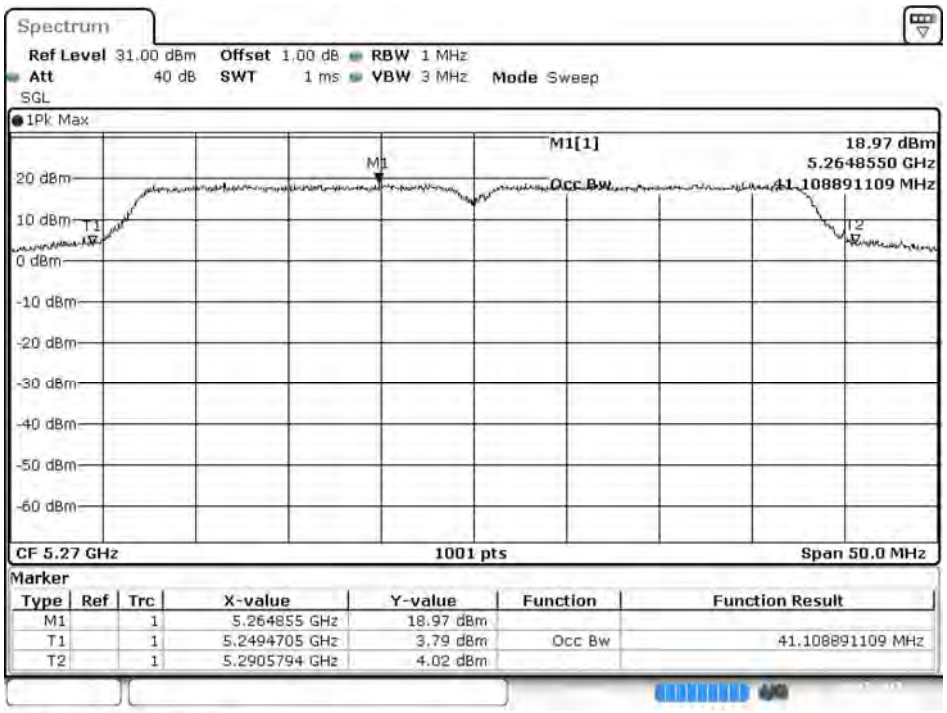

Date: 3.JUL.2017 23:45:20

Channel 54: Chain B

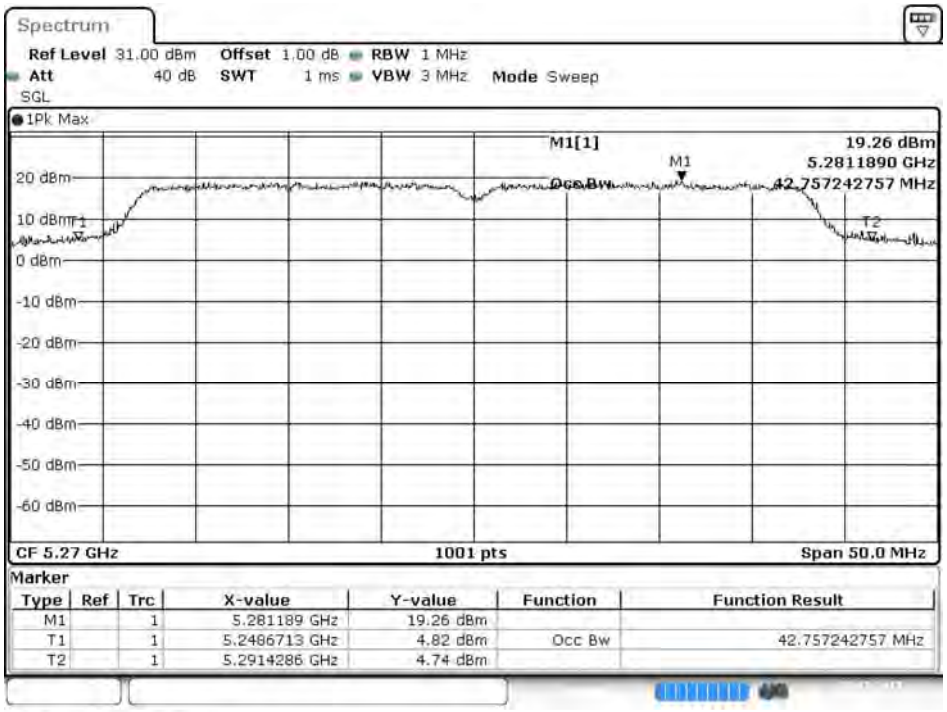

Date: 3.JUL.2017 19:45:01

Channel 62: Chain A

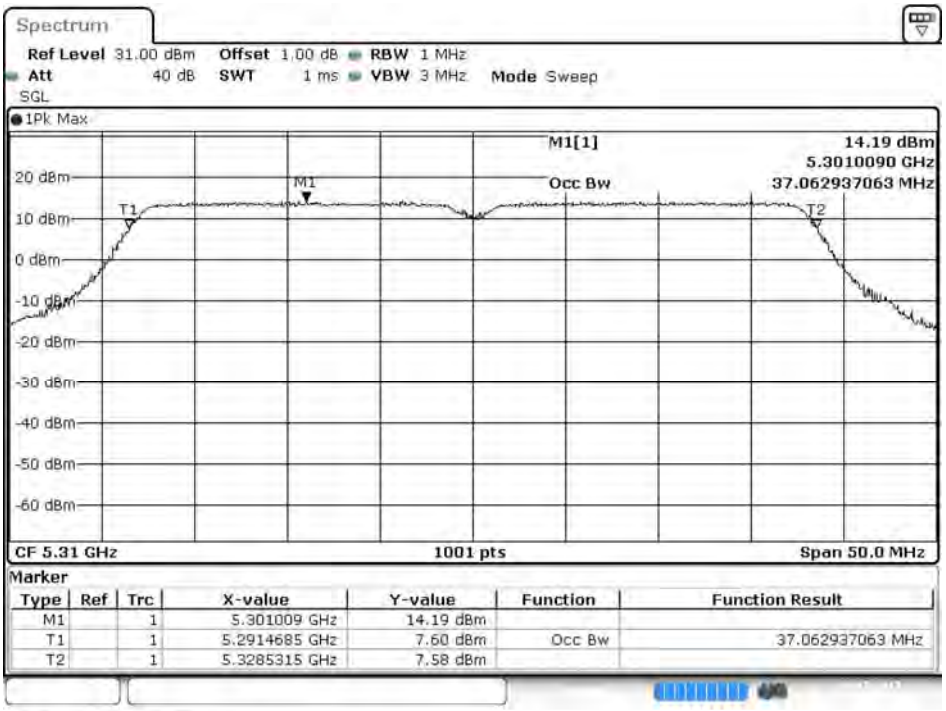

Date: 3.JUL.2017 23:48:06

Channel 62: Chain B

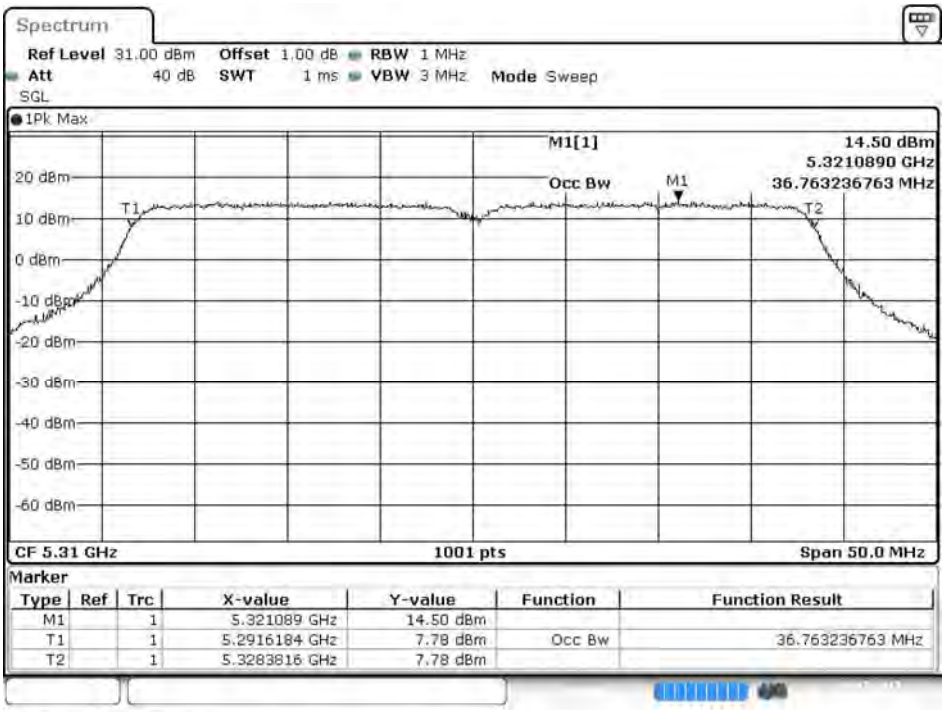

Date: 3.JUL.2017 19:47:47

Channel 102: Chain A

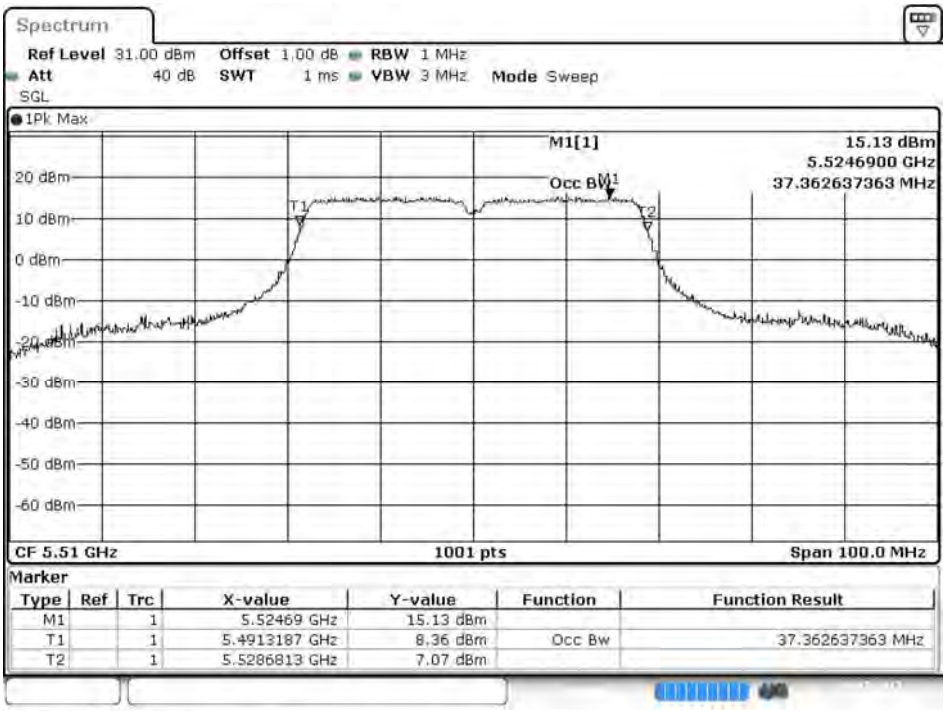

Date: 3.JUL.2017 23:50:46

Channel 102: Chain B

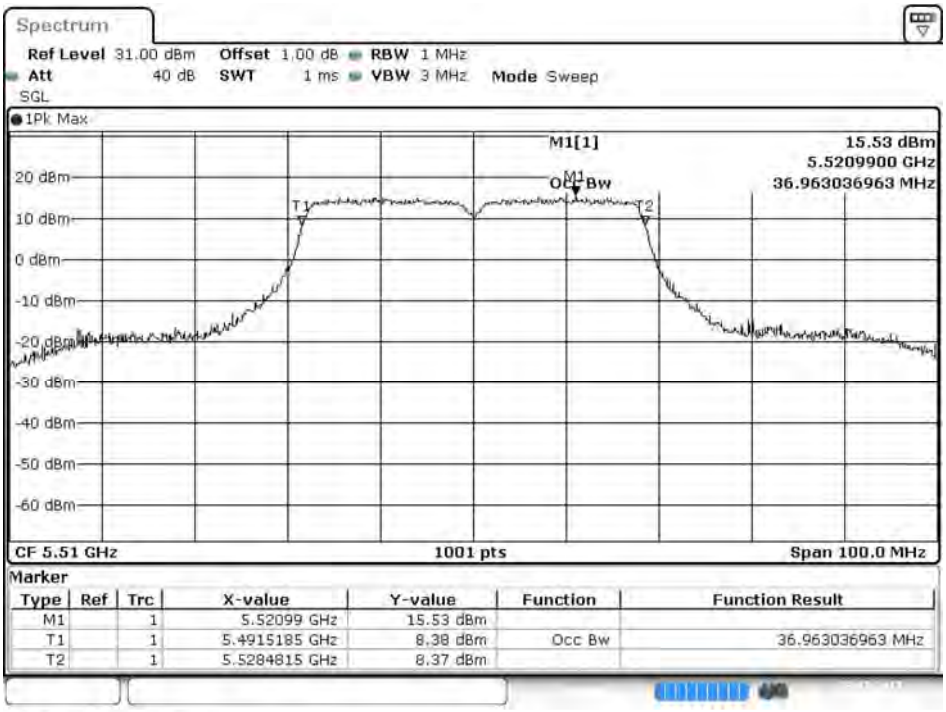

Date: 3.JUL.2017 19:50:27

Channel 110: Chain A

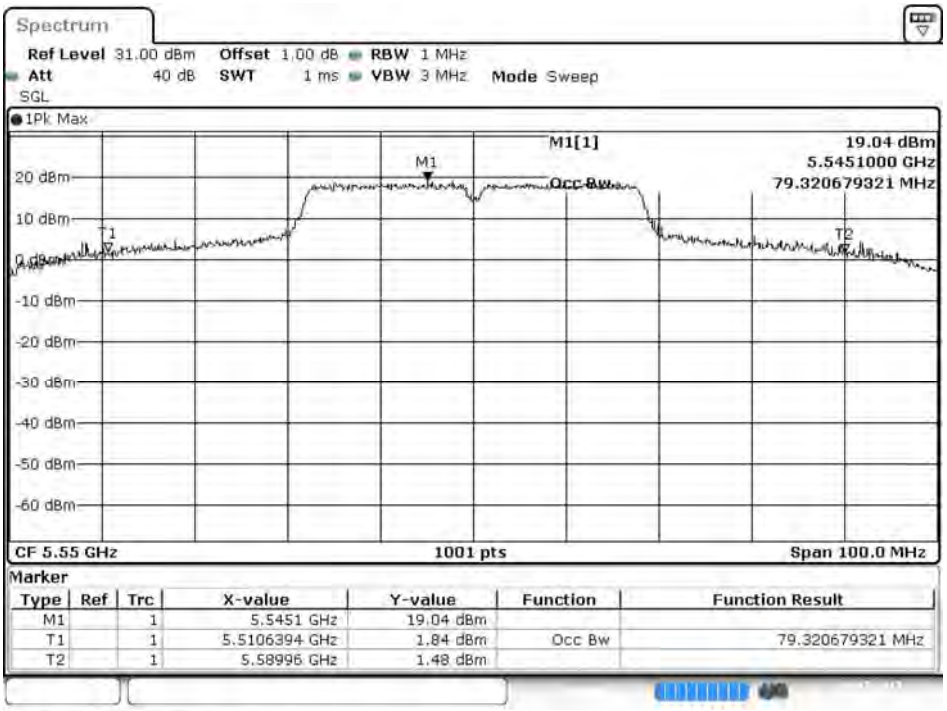

Date: 3.JUL.2017 23:54:36

Channel 110: Chain B

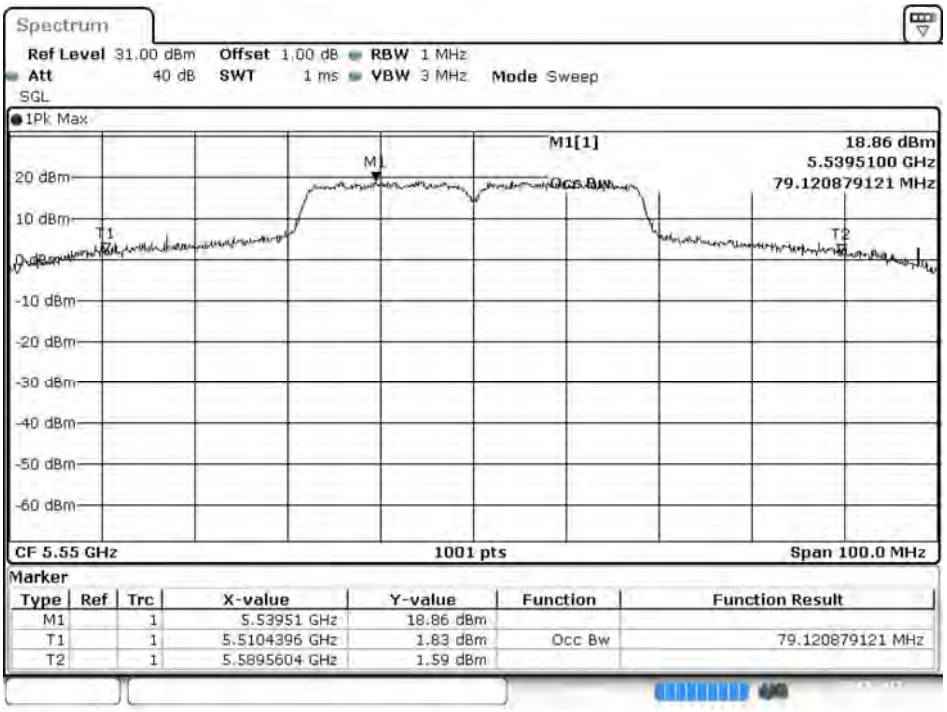

Date: 3.JUL.2017 19:54:17

Channel 134: Chain A

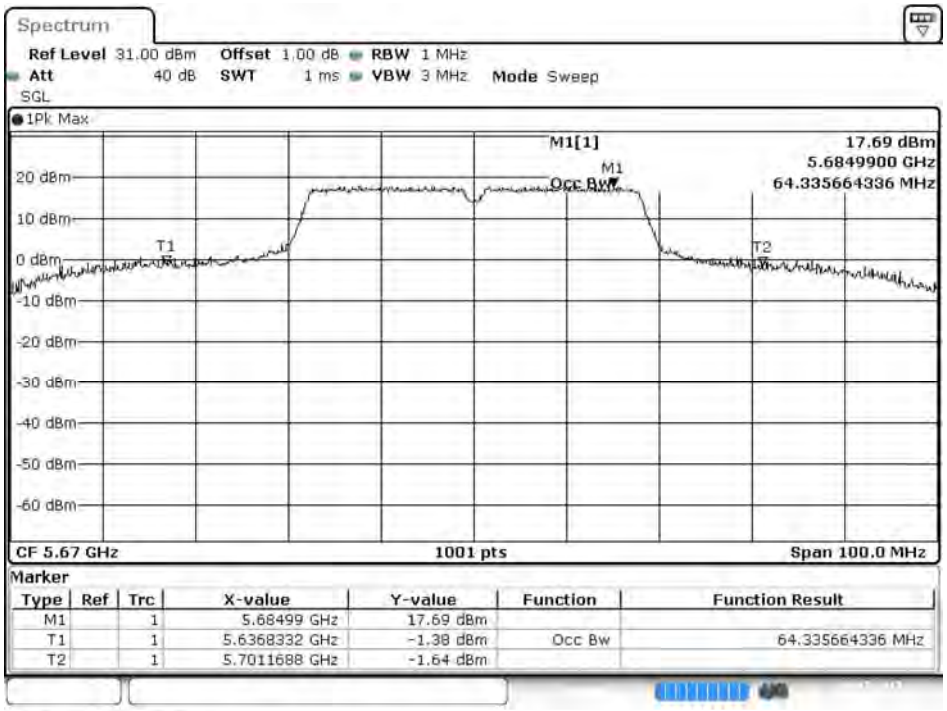

Date: 3.JUL.2017 23:56:33

Channel 134: Chain B

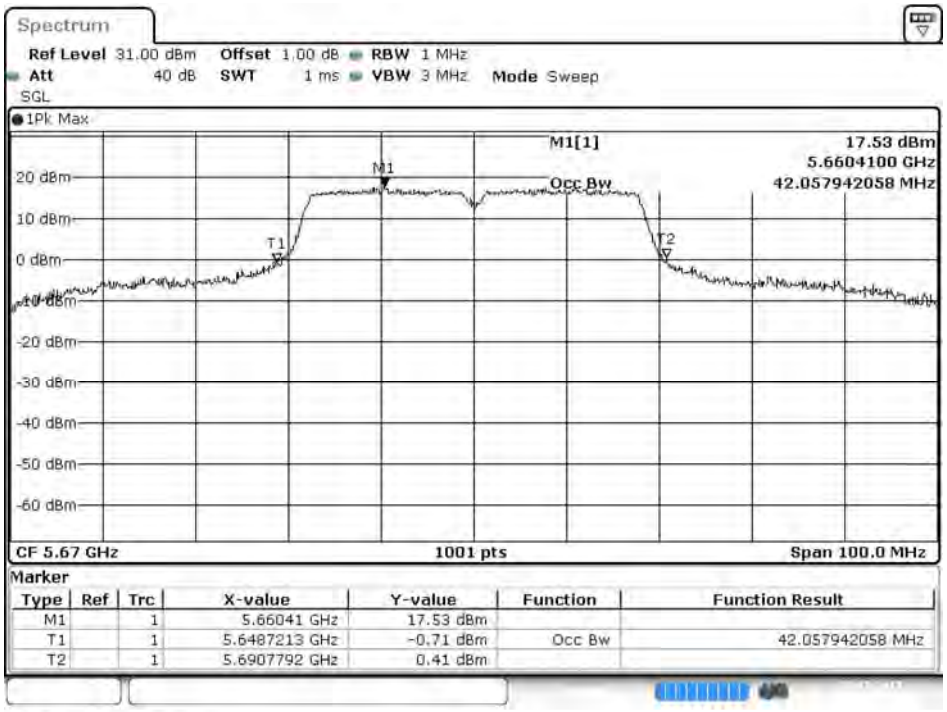

Date: 3.JUL.2017 19:56:14

待測物名稱：Intel® Wireless-AC 9560
待測物型號：9560NGW　　測試項目：峰值發射功率
測試頻道：--　　測試模式：Mode 1: 發射器 802.11ac-20BW
6 dB 頻寬：1MHz　　視頻頻寬：3MHz
檢測器：峰值　　環境溫度：21 ℃
測試日期：106 年 07 月 04 日　　環境濕度：53 %

SISO-Chain A

Cable loss=1dB		Maximum conducted output power									
Channel No.	Frequency (MHz)	Data Rate (Mbps)									Required Limit
		HT0	HT1	HT2	HT3	HT4	HT5	HT6	HT7	HT8	
		Measurement Level (dBm)									
144 (Band3)	5720	21.25	21.17	21.09	20.93	20.85	20.75	20.64	20.54	20.43	<24dBm
144 (Band4)	5720	7.53	7.41	7.36	7.21	7.13	7.02	6.92	6.82	6.72	<30dBm

Note: Maximum conducted output power Value =Reading value on Spectrum Analyzer + cable loss

SISO-Chain B

Cable loss=1dB		Maximum conducted output power									
Channel No.	Frequency (MHz)	Data Rate (Mbps)									Required Limit
		HT0	HT1	HT2	HT3	HT4	HT5	HT6	HT7	HT8	
		Measurement Level (dBm)									
144 (Band3)	5720	21.21	21.14	21.06	20.93	20.88	20.74	20.61	20.53	20.42	<24dBm
144 (Band4)	5720	7.31	7.24	7.16	7.03	6.96	6.84	6.72	6.66	6.52	<30dBm

Note: Maximum conducted output power Value =Reading value on Spectrum Analyzer + cable loss

MIMO-Chain A

Cable loss=1dB		Maximum conducted output power								
Channel No.	Frequency (MHz)	Data Rate (Mbps)								Required Limit
		HT8	HT9	HT10	HT11	HT12	HT13	HT14	HT15	
		Measurement Level (dBm)								
144 (Band3)	5720	19.04	18.91	18.86	18.74	18.69	18.51	18.42	18.33	<24dBm
144 (Band4)	5720	14.36	14.27	14.18	14.04	13.92	13.88	13.74	13.67	<30dBm

Note: Maximum conducted output power Value =Reading value on Spectrum Analyzer + cable loss

MIMO-Chain B

Cable loss=1dB		Maximum conducted output power								
Channel No.	Frequency (MHz)	Data Rate (Mbps)								Required Limit
		HT8	HT9	HT10	HT11	HT12	HT13	HT14	HT15	
		Measurement Level (dBm)								
144 (Band3)	5720	19.26	19.13	19.05	18.94	18.83	18.76	18.69	18.55	<24dBm
144 (Band4)	5720	13.55	13.47	13.32	13.25	13.17	13.04	12.91	12.88	<30dBm

Note: Maximum conducted output power Value =Reading value on Spectrum Analyzer + cable loss

Maximum conducted output power Measurement:

MIMO-Chain A+ B

Channel No	Frequency Range	99% Bandwidth	Chain A Power	Chain B Power	Output Power	Output Power Limit		Result
	(MHz)	(MHz)	(dBm)	(dBm)	(dBm)	(dBm)	dBm+10log(BW)	
144(Band3)	5720	14.666	19.040	19.260	22.16	24	22.66	Pass
144(Band4)	5720	--	14.360	13.550	16.98	30	--	Pass

Note:

1. Output Power (dBm) = 10LOG (Chain A Power (mW)+ Chain B Power (mW))
2. 99% Bandwidth is the bandwidth of chain A or chain B whichever is less bandwidth, output power limitation is more stringent.

99% Occupied Bandwidth:

Channel 144: Chain A

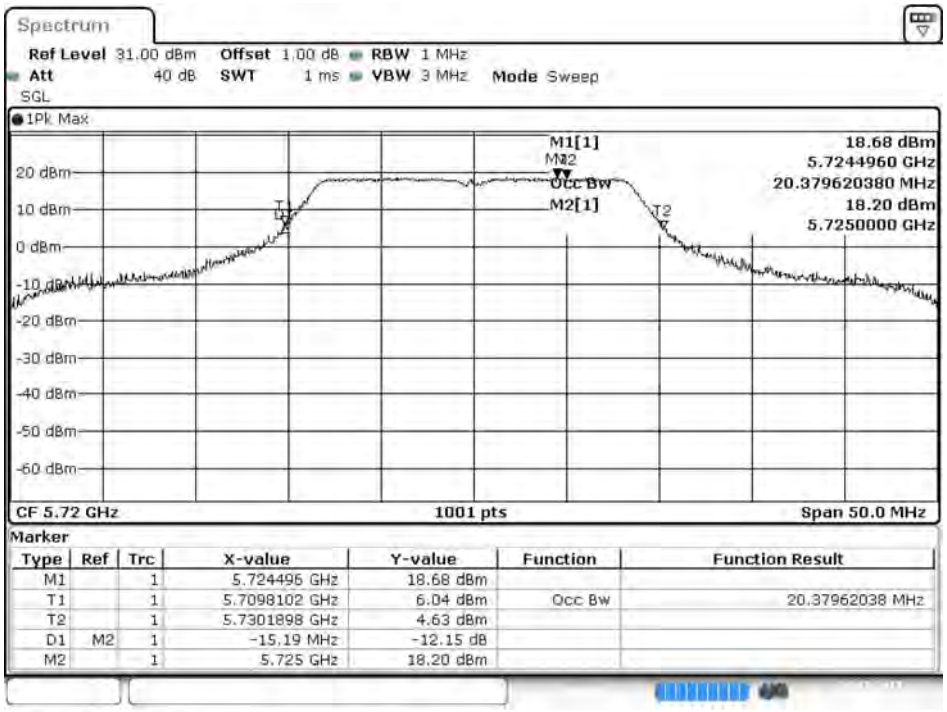

Date: 4.JUL.2017 00:38:57

Channel 144: Chain B

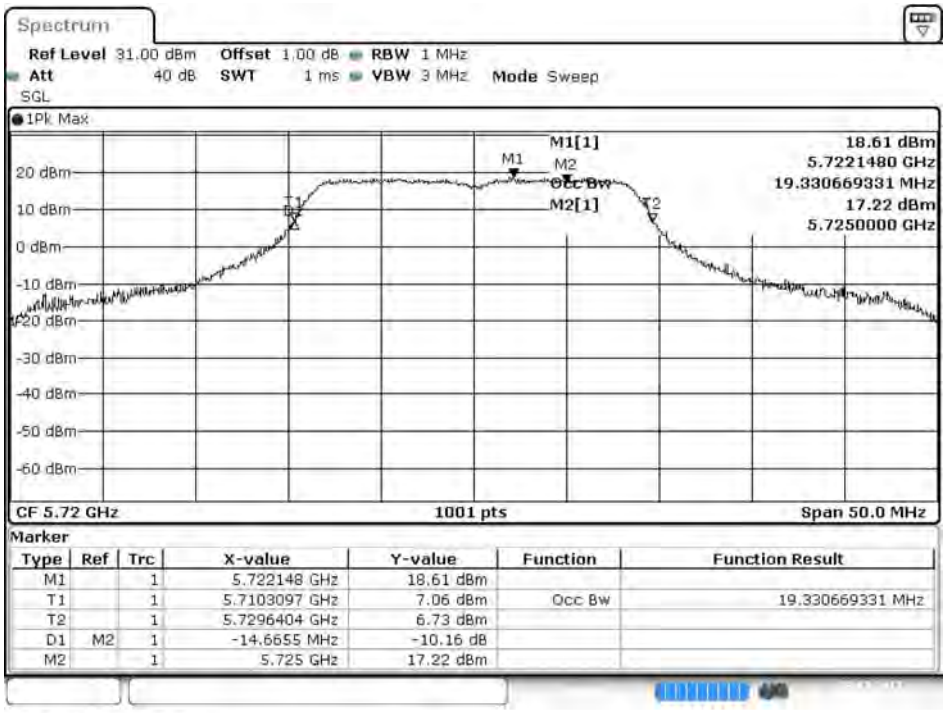

Date: 3.JUL.2017 20:38:38

Maximum conducted output power:

Channel 144 (Band3) (Chain A)

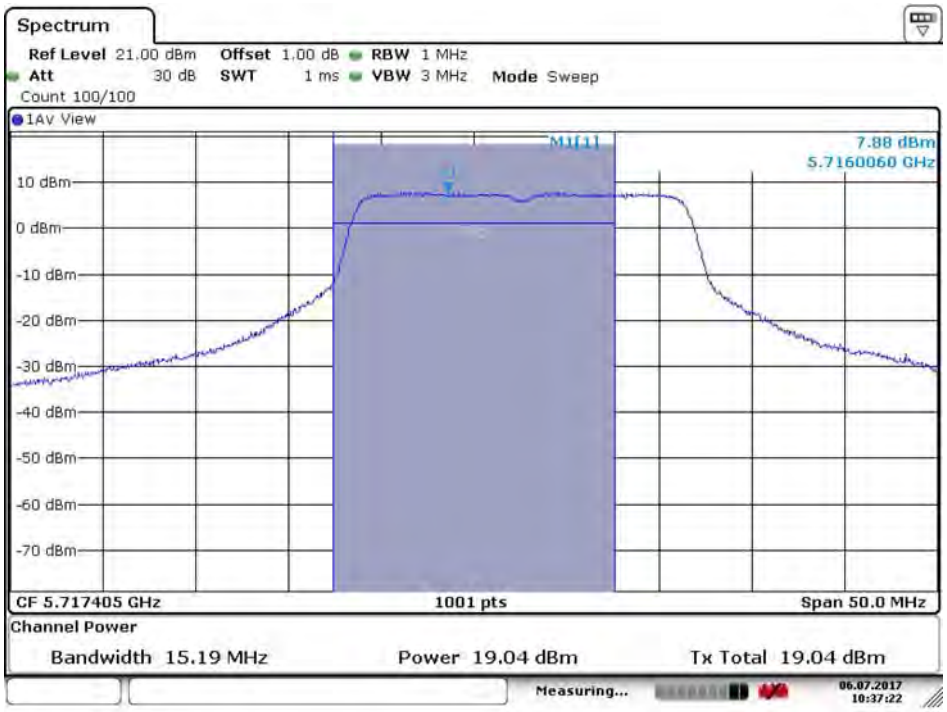

Date: 6.JUL.2017 10:37:23

Channel 144 (Band3) (Chain A)

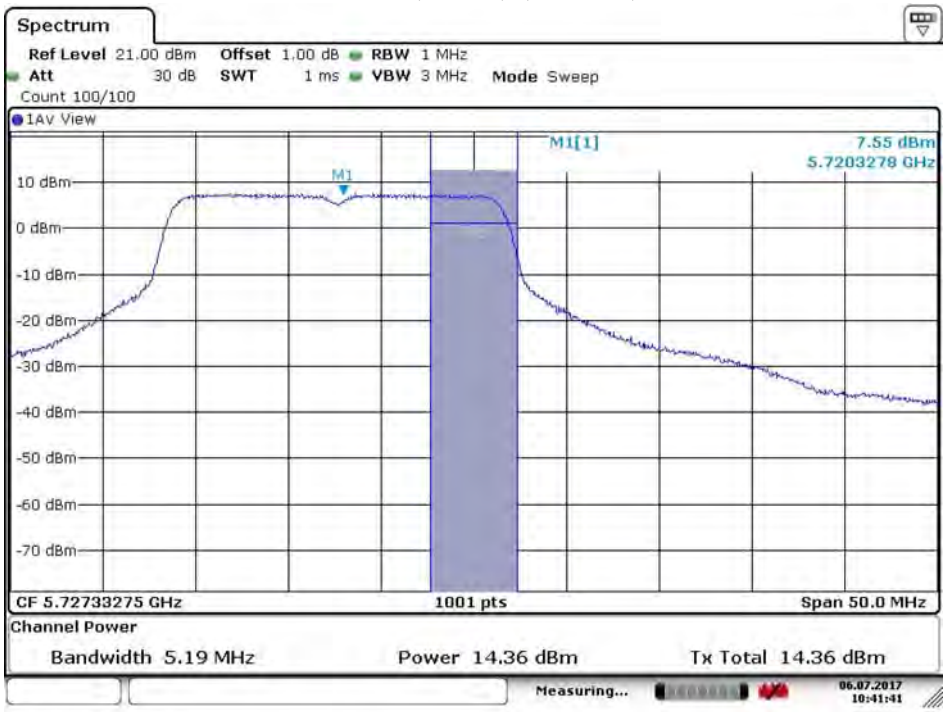

Date: 6.JUL.2017 10:41:41

Channel 144 (Band4) (Chain B)

Date: 6.JUL.2017 06:37:21

Channel 144 (Band4) (Chain B)

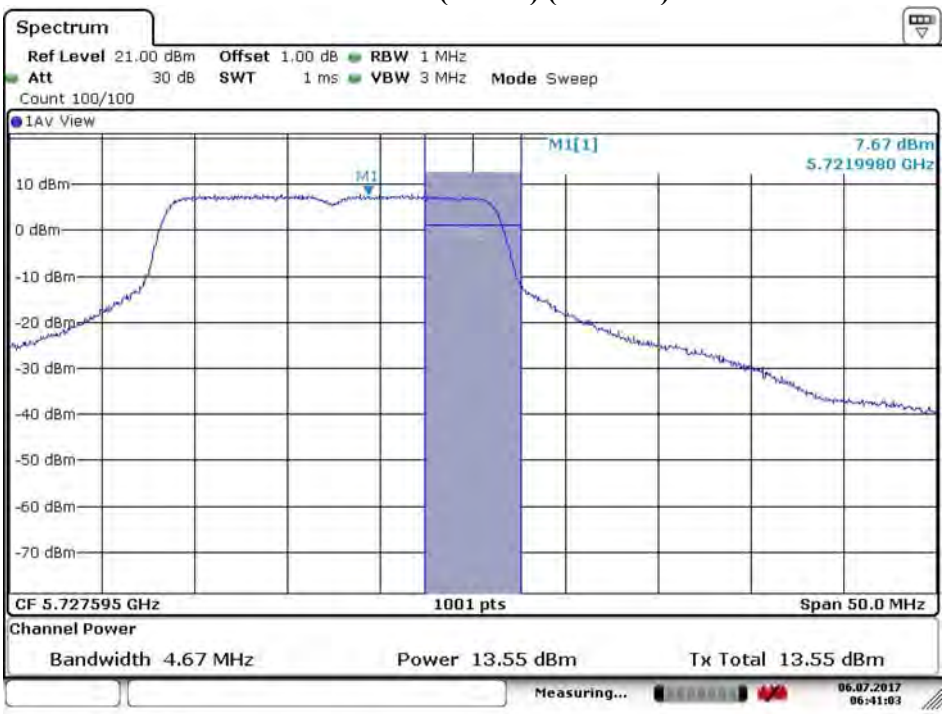

Date: 6.JUL.2017 06:41:02

待測物名稱：Intel® Wireless-AC 9560
待測物型號：9560NGW　　測 試 項 目 ：峰值發射功率
測 試 頻 道 ：--　　測 試 模 式 ：Mode 1: 發射器 802.11ac-40BW
6 dB 頻寬：1MHz　　視 頻 頻 寬 ：3MHz
檢 測 器 ：峰值　　環 境 溫 度 ：21 ℃
測 試 日 期 ：106 年 07 月 04 日　　環 境 濕 度 ：53 %

SISO-Chain A

Cable loss=1dB		Maximum conducted output power									
Channel No	Frequency (MHz)	Data Rate (Mbps)									Required Limit
		HT0	HT1	HT2	HT3	HT4	HT5	HT6	HT7	HT8	
142F(Band3)	5710	21.24	21.12	21.09	20.93	20.88	20.78	20.69	20.60	20.51	<24dBm
142F(Band4)	5710	6.95	6..82	6.74	6.66	6.54	6.42	6.38	6.21	6.14	<30dBm

Note: Maximum conducted output power Value =Reading value on Spectrum Analyzer + cable loss

SISO-Chain B

Cable loss=1dB		Maximum conducted output power									
Channel No	Frequency (MHz)	Data Rate (Mbps)									Required Limit
		HT0	HT1	HT2	HT3	HT4	HT5	HT6	HT7	HT8	
142F(Band3)	5710	21.19	21.04	20.98	20.86	20.73	20.64	20.56	20.47	20.33	<24dBm
142F(Band4)	5710	7.59	7.42	7.38	7.23	7.16	7.05	6.98	6.84	6.77	<30dBm

Note: Maximum conducted output power Value =Reading value on Spectrum Analyzer + cable loss

MIIMO-Chain A

Cable loss=1dB		Maximum conducted output power								
Channel No	Frequency (MHz)	Data Rate (Mbps)								Required Limit
		HT8	HT9	HT10	HT11	HT12	HT13	HT14	HT15	
142F(Band3)	5710	20.57	20.43	20.38	20.26	20.18	20.02	19.93	19.88	<24dBm
142F(Band4)	5710	10.49	10.33	10.27	10.14	10.08	9.94	9.82	9.76	<30dBm

Note: Maximum conducted output power Value =Reading value on Spectrum Analyzer + cable loss

MIIMO-Chain B

Cable loss=1dB		Maximum conducted output power								
Channel No	Frequency (MHz)	Data Rate (Mbps)								Required Limit
		HT8	HT9	HT10	HT11	HT12	HT13	HT14	HT15	
142F(Band3)	5710	20.48	20.32	20.24	20.16	20.09	19.93	19.86	19.71	<24dBm
142F(Band4)	5710	10.94	10.83	10.75	10.63	10.52	10.47	10.35	10.28	<30dBm

Note: Maximum conducted output power Value =Reading value on Spectrum Analyzer + cable loss

Maximum conducted output power Measurement:

MIMO-Chain A+B

Channel No	Frequency Range	99% Bandwidth	Chain A Power	Chain B Power	Output Power	Output Power Limit		Result
	(MHz)	(MHz)	(dBm)	(dBm)	(dBm)	(dBm)	dBm+10log(BW)	
142F(Band3)	5710	47.118	20.570	20.480	23.54	24	27.73	Pass
142F(Band4)	5710	--	10.490	10.940	13.73	30	--	Pass

Note:

1. Output Power (dBm) = 10LOG (Chain A Power (mW)+ Chain B Power (mW))
2. 99% Bandwidth is the bandwidth of chain A or chain B whichever is less bandwidth, output power limitation is more stringent.

99% Occupied Bandwidth:

Channel 142: Chain A

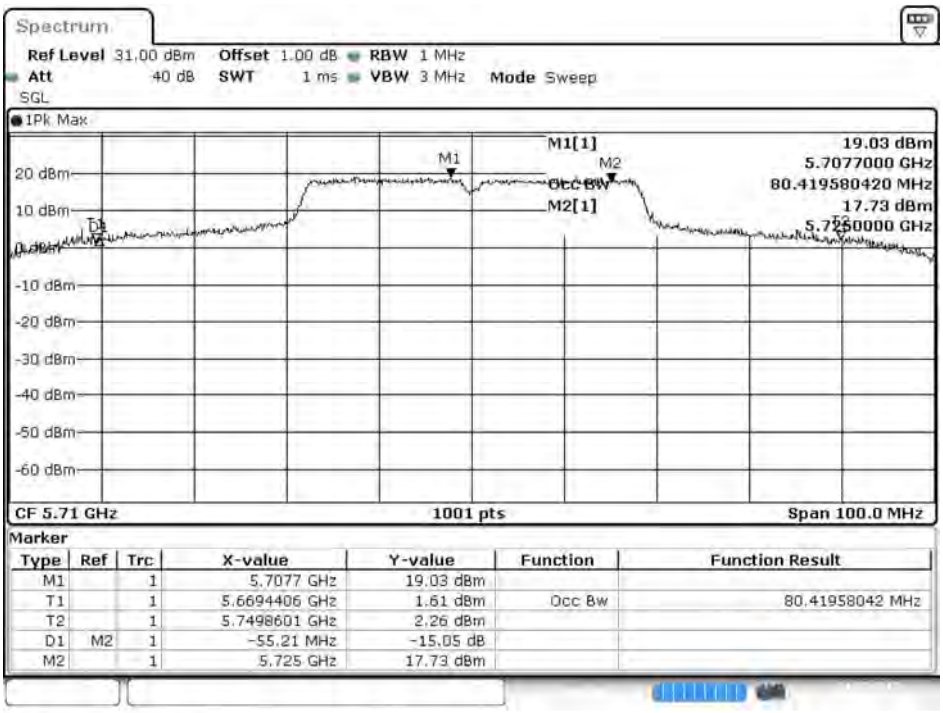

Date: 4.JUL.2017 00:43:10

Channel 142: Chain B

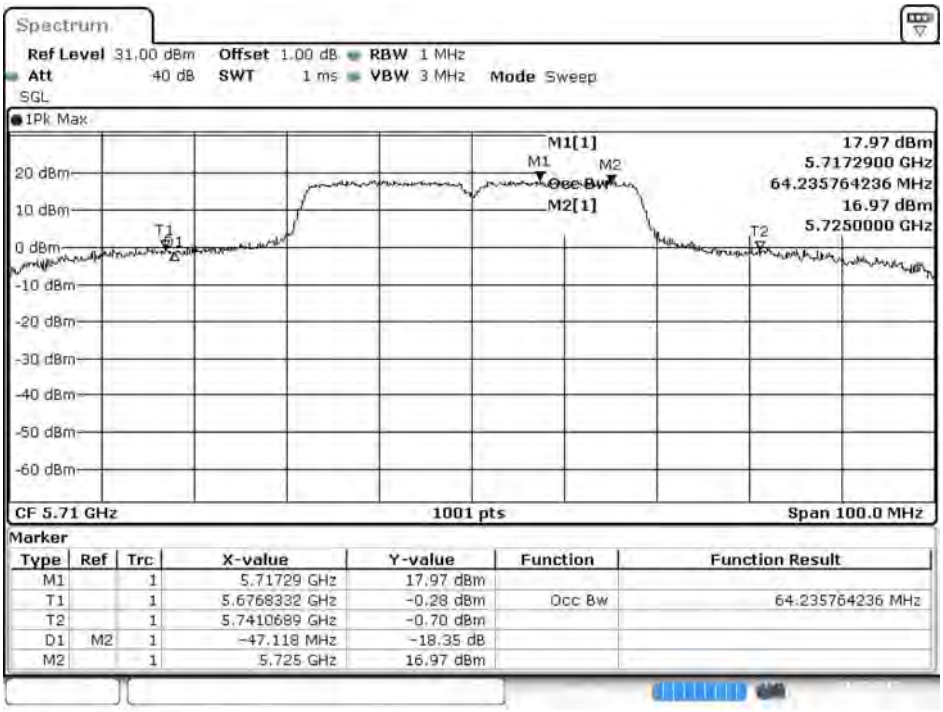

Date: 3.JUL.2017 20:42:51

Maximum conducted output power:

Channel 142 (Band3) (Chain A)

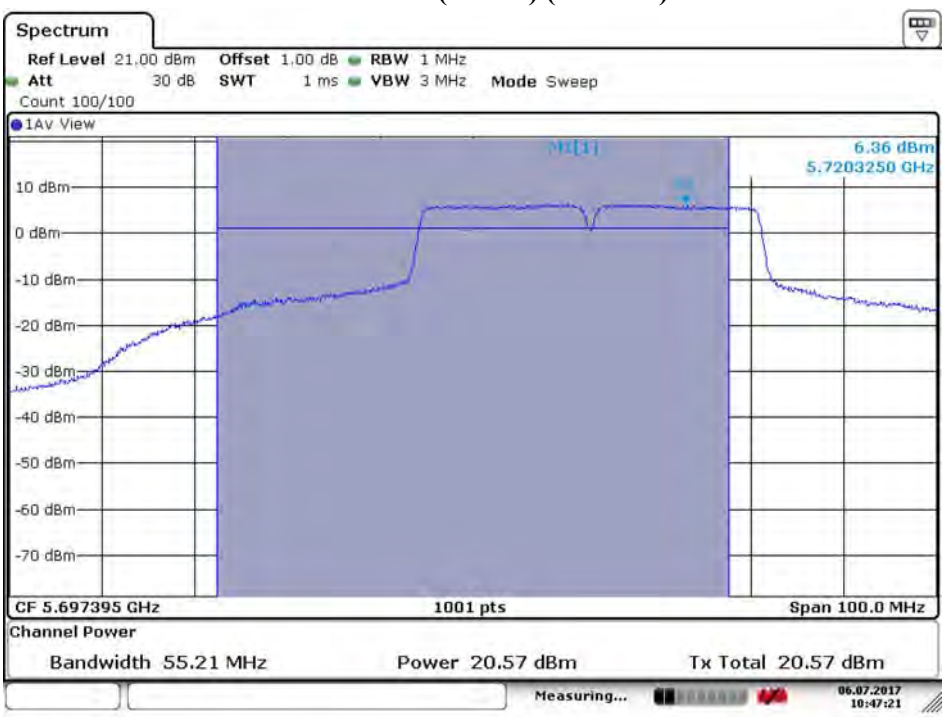

Date: 6.JUL.2017 10:47:21

Channel 142 (Band4) (Chain A)

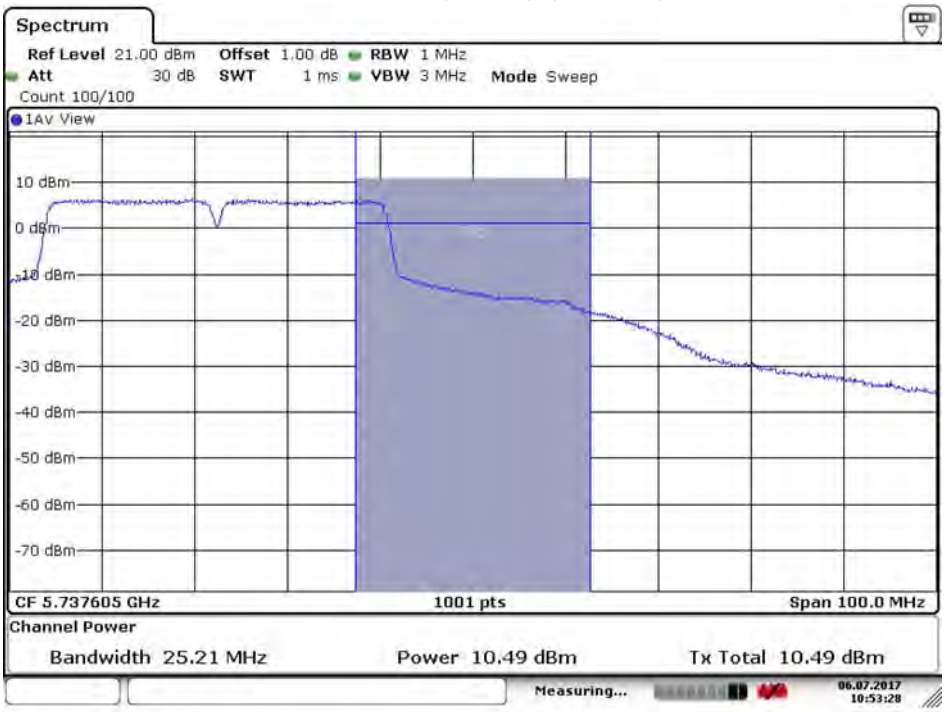

Date: 6.JUL.2017 10:53:29

Channel 142 (Band3) (Chain B)

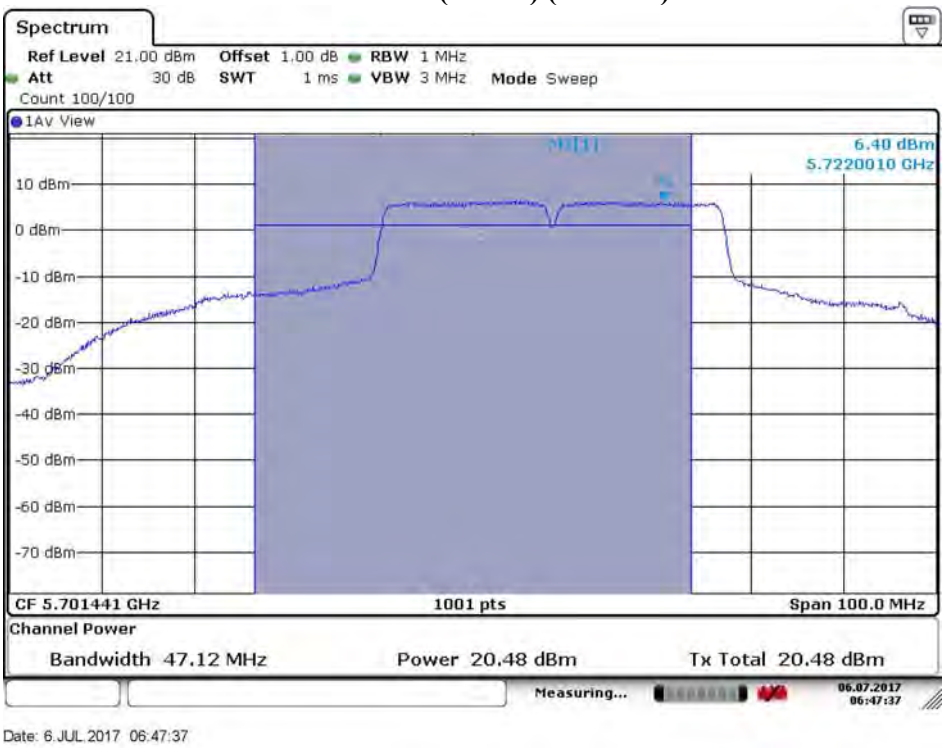

Date: 6.JUL.2017 06:47:37

Channel 142 (Band4) (Chain B)

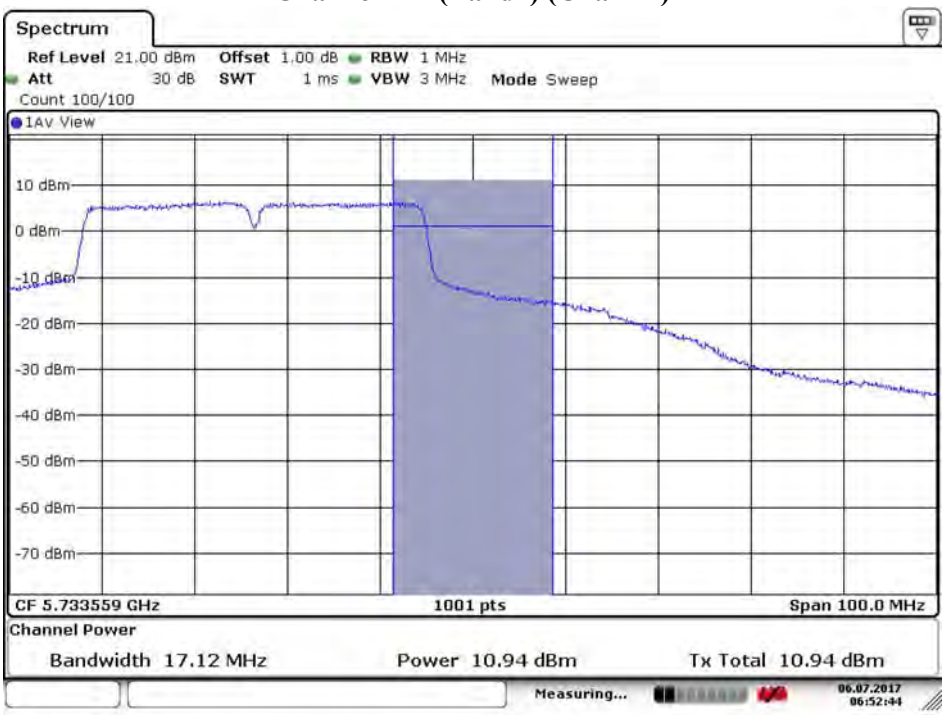

Date: 6.JUL.2017 06:52:44

待測物名稱：Intel® Wireless-AC 9560
待測物型號：9560NGW　　測試項目：峰值發射功率
測試頻道：--　　測試模式：Mode 1: 發射器 802.11ac-80BW
6 dB 頻寬：1MHz　　視頻頻寬：3MHz
檢測器：峰值　　環境溫度：21 ℃
測試日期：106 年 07 月 04 日　　環境濕度：53 %

SISO-Chain A

Cable loss=1dB		Maximum conducted output power										
Channel No	Frequency (MHz)	Data Rate (Mbps)										Required Limit
		VTH0	VTH1	VTH2	VTH3	VTH4	VTH5	VTH6	VTH7	VTH8	VTH9	
42	5210	16.21	16.11	16.08	15.94	15.85	15.71	15.68	15.54	15.43	15.37	<24dBm
58	5290	16.51	16.45	16.32	16.27	16.12	16.07	15.94	15.81	15.76	15.69	<24dBm
106	5530	16.92	16.86	16.73	16.62	16.54	16.42	16.38	16.23	16.17	16.05	<24dBm
122	5610	21.45	21.34	21.29	21.17	21.04	20.93	20.85	20.74	20.62	20.57	<24dBm
138(Band3)	5690	21.32	21.22	21.14	21.05	20.92	20.84	20.73	20.61	20.58	20.41	<24dBm
138(Band4)	5690	5.09	4.92	4.83	4.77	4.62	4.58	4.43	4.39	4.26	4.11	<30dBm
155	5775	18.24	18.12	18.06	17.93	17.85	17.76	17.63	17.59	17.43	17.36	<30dBm

Note: Maximum conducted output power Value =Reading value on Spectrum Analyzer + cable loss

SISO-Chain B

Cable loss=1dB		Maximum conducted output power										
Channel No	Frequency (MHz)	Data Rate (Mbps)										Required Limit
		VTH0	VTH1	VTH2	VTH3	VTH4	VTH5	VTH6	VTH7	VTH8	VTH9	
42	5210	16.54	16.44	16.37	16.23	16.16	16.04	15.97	15.84	15.79	15.64	<24dBm
58	5290	16.99	16.85	16.74	16.62	16.50	16.37	16.25	16.13	16.01	15.89	<24dBm
106	5530	16.68	16.53	16.44	16.38	16.26	16.16	16.06	15.96	15.86	15.77	<24dBm
122	5610	21.41	21.36	21.24	21.19	21.11	21.03	20.95	20.87	20.79	20.72	<24dBm
138(Band3)	5690	21.29	21.13	21.09	20.95	20.85	20.74	20.64	20.53	20.43	20.32	<24dBm
138(Band4)	5690	5.16	5.02	4.93	4.85	4.74	4.62	4.58	4.47	4.33	4.28	<30dBm
155	5775	18.03	17.96	17.85	17.73	17.64	17.54	17.44	17.34	17.24	17.14	<30dBm

Note: Maximum conducted output power Value =Reading value on Spectrum Analyzer + cable loss

MIMO-Chain A

Cable loss=1dB		Maximum conducted output power										
Channel No	Frequency (MHz)	Data Rate (Mbps)										Required Limit
		VTH0	VTH1	VTH2	VTH3	VTH4	VTH5	VTH6	VTH7	VTH8	VTH9	
42	5210	16.38	16.21	16.17	16.04	15.92	15.84	15.77	15.64	15.58	15.43	<24dBm
58	5290	15.51	15.44	15.37	15.22	15.19	15.03	14.91	13.85	13.74	13.69	<24dBm
106	5530	14.78	--	--	--	--	--	--	--	--	--	<24dBm
122	5610	20.66	20.53	20.48	20.31	20.28	20.13	20.07	19.98	19.84	19.73	<24dBm
138(Band3)	5690	20.49	--	--	--	--	--	--	--	--	--	<24dBm
138(Band4)	5690	5.11	--	--	--	--	--	--	--	--	--	<30dBm
155	5775	17.73	17.62	17.58	17.42	17.38	17.28	17.19	17.10	17.01	16.92	<30dBm

Note: Maximum conducted output power Value =Reading value on Spectrum Analyzer + cable loss

MIMO-Chain B

Cable loss=1dB		Maximum conducted output power										
Channel No	Frequency (MHz)	Data Rate (Mbps)										Required Limit
		VTH0	VTH1	VTH2	VTH3	VTH4	VTH5	VTH6	VTH7	VTH8	VTH9	
42	5210	16.39	16.25	16.14	16.09	15.91	15.84	15.78	15.66	15.58	15.42	<24dBm
58	5290	15.55	15.49	15.34	15.27	15.14	15.09	14.92	14.83	14.79	14.63	<24dBm
106	5530	14.72	--	--	--	--	--	--	--	--	--	<24dBm
122	5610	20.61	20.56	20.49	20.37	20.26	20.14	20.09	19.97	19.82	19.74	<24dBm
138(Band3)	5690	20.46	--	--	--	--	--	--	--	--	--	<24dBm
138(Band4)	5690	5.92	--	--	--	--	--	--	--	--	--	<30dBm
155	5775	17.51	17.44	17.35	17.28	17.14	17.08	16.94	16.85	16.72	16.64	<30dBm

Note: Maximum conducted output power Value =Reading value on Spectrum Analyzer + cable loss

Maximum conducted output power Measurement
MIMO-Chain A+ B

Channel No	Frequency Range	99% Bandwidth	Chain A Power	Chain B Power	Output Power	Output Power Limit		Result
	(MHz)	(MHz)	(dBm)	(dBm)	(dBm)	(dBm)	dBm+10log(BW)	
42	5210	--	16.380	16.390	19.40	24	--	Pass
58	5290	75.325	15.510	15.550	18.54	24	29.77	Pass
106	5530	75.125	14.780	14.720	17.76	24	29.76	Pass
122	5610	140.060	20.660	20.610	23.65	24	32.46	Pass
138(Band3)	5690	104.731	20.490	20.460	23.49	24	31.20	Pass
138(Band4)	5690	--	5.110	5.920	8.54	30	--	Pass
155	5775	--	17.730	17.510	20.63	30	--	Pass

Note:

1. Output Power (dBm) = 10LOG (Chain A Power (mW)+ Chain B Power (mW))
2. 99% Bandwidth is the bandwidth of chain A or chain B whichever is less bandwidth, output power limitation is more stringent.

99% Occupied Bandwidth:

Channel 42 – Chain A

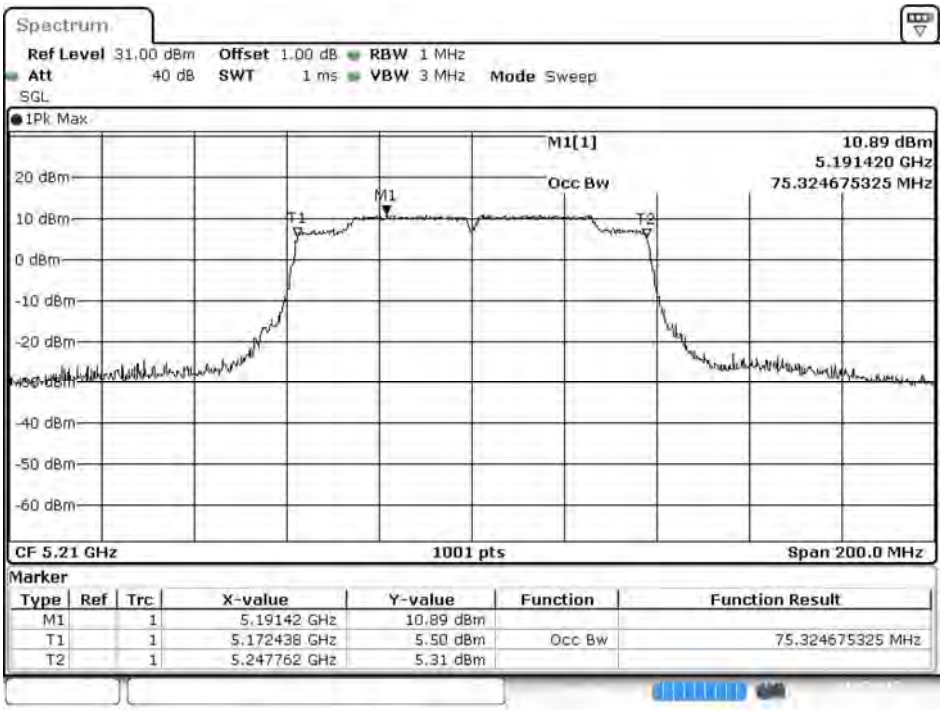

Channel 58: Chain A

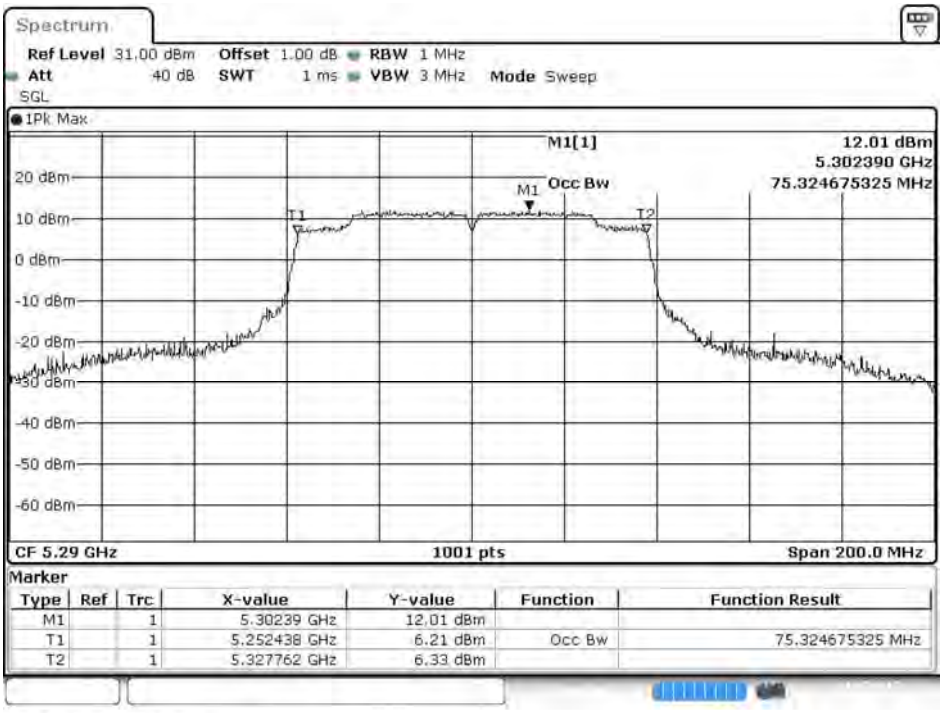

Channel 106: Chain A

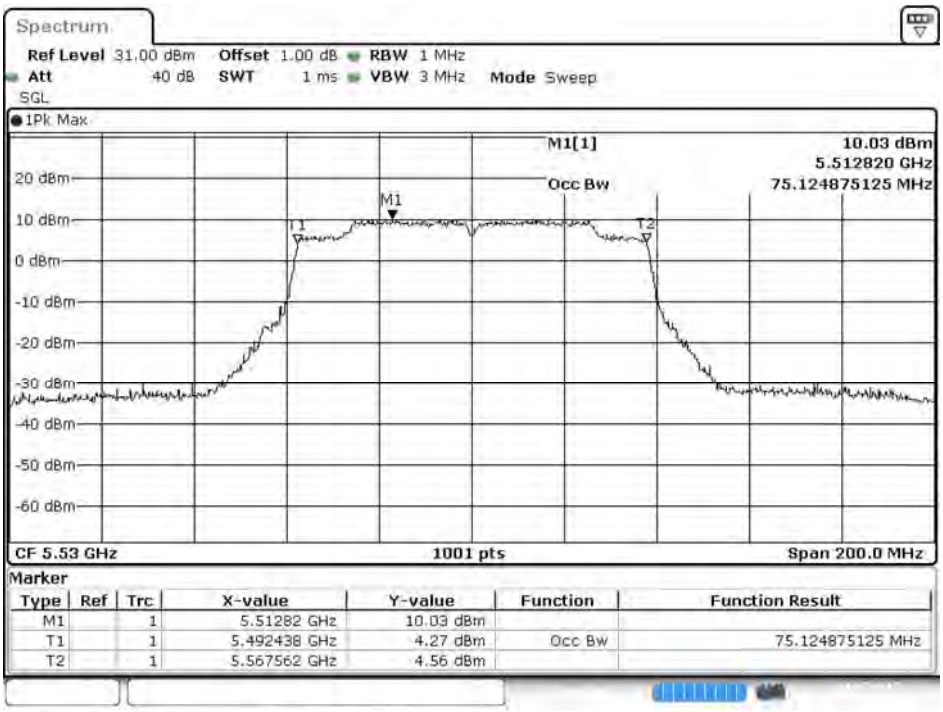

Date: 4.JUL.2017 00:54:45

Channel 122: Chain A

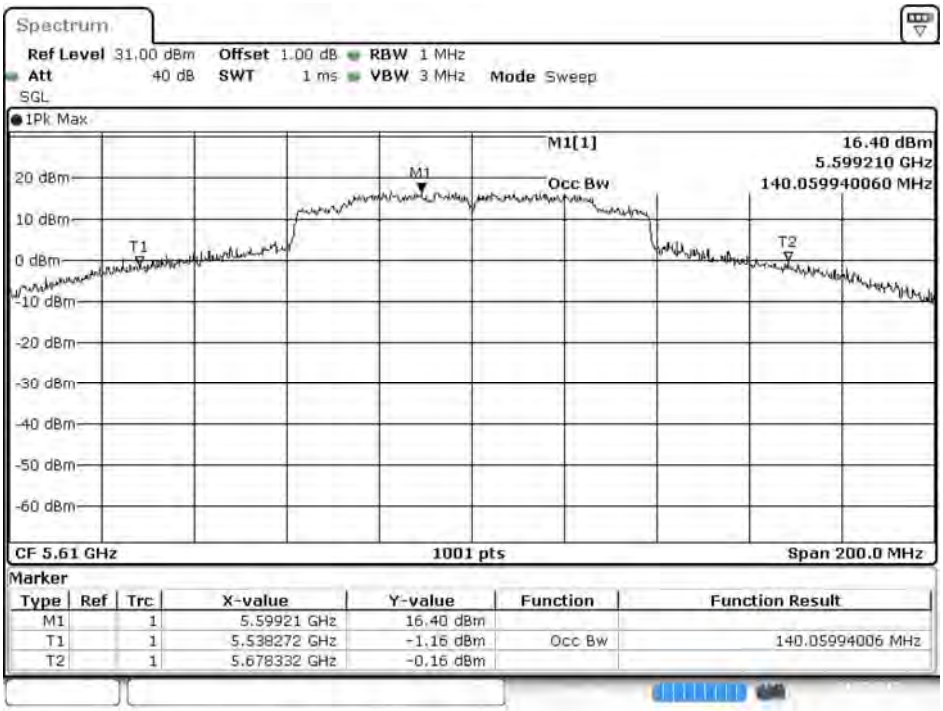

Date: 4.JUL.2017 00:56:31

Channel 138: Chain A

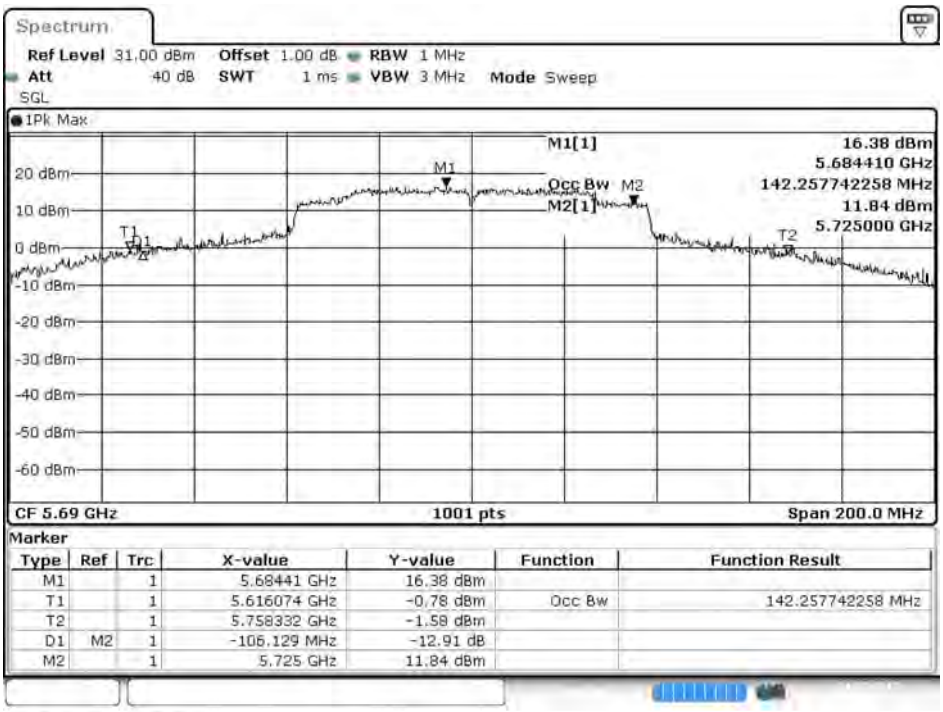

Date: 4.JUL.2017 00:58:37

Channel 155 – Chain A

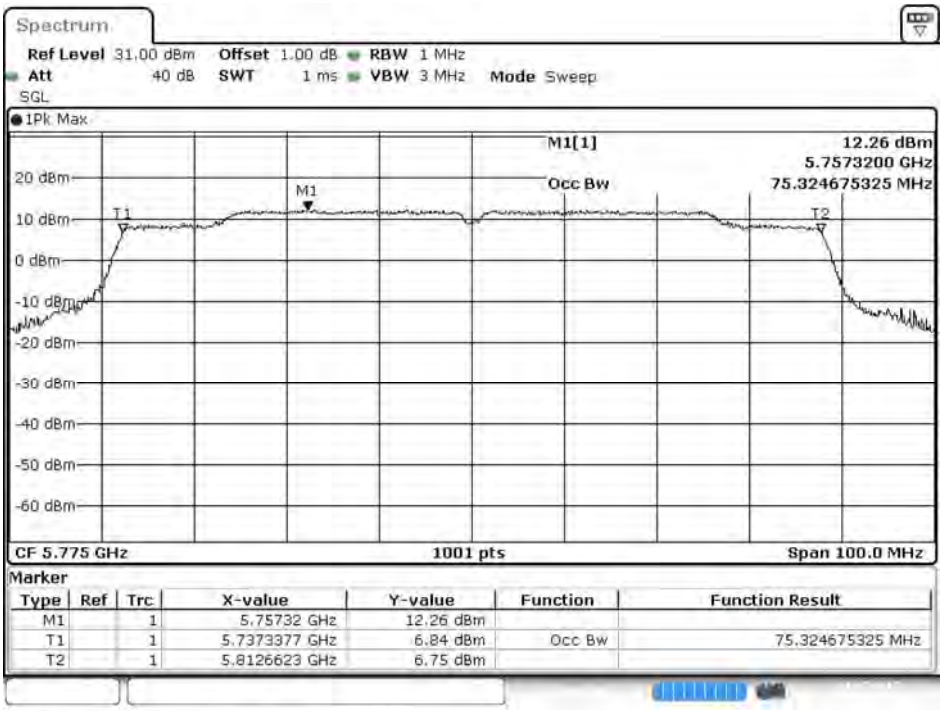

Date: 4.JUL.2017 01:02:27

99% Occupied Bandwidth:

Channel 42 (Chain B)

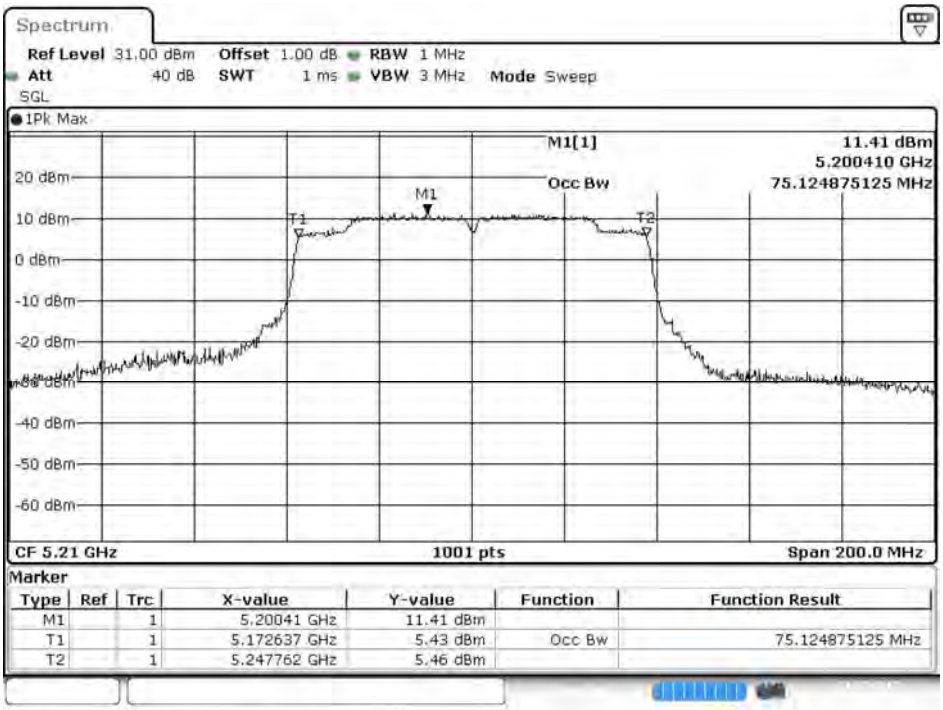

Channel 58: Chain B

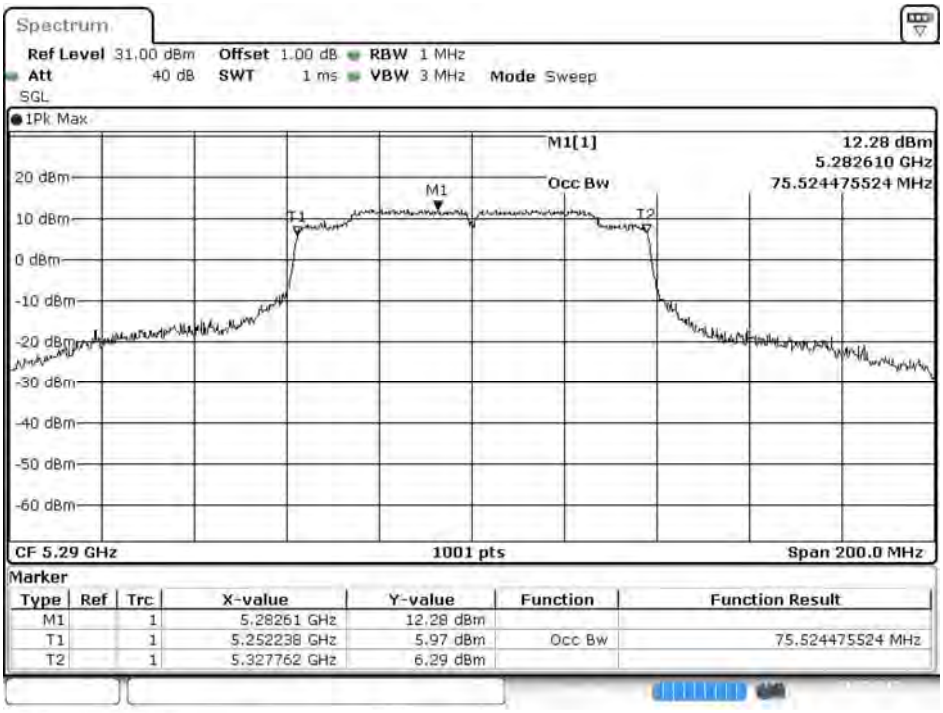

Channel 106: Chain B

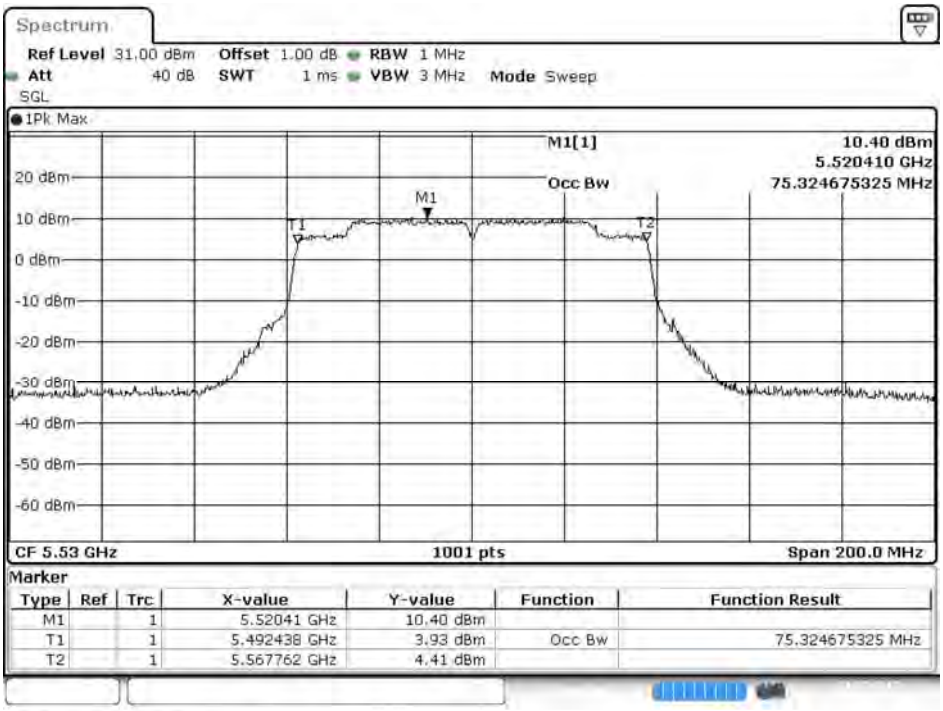

Date: 3.JUL.2017 20:54:26

Channel 122: Chain B

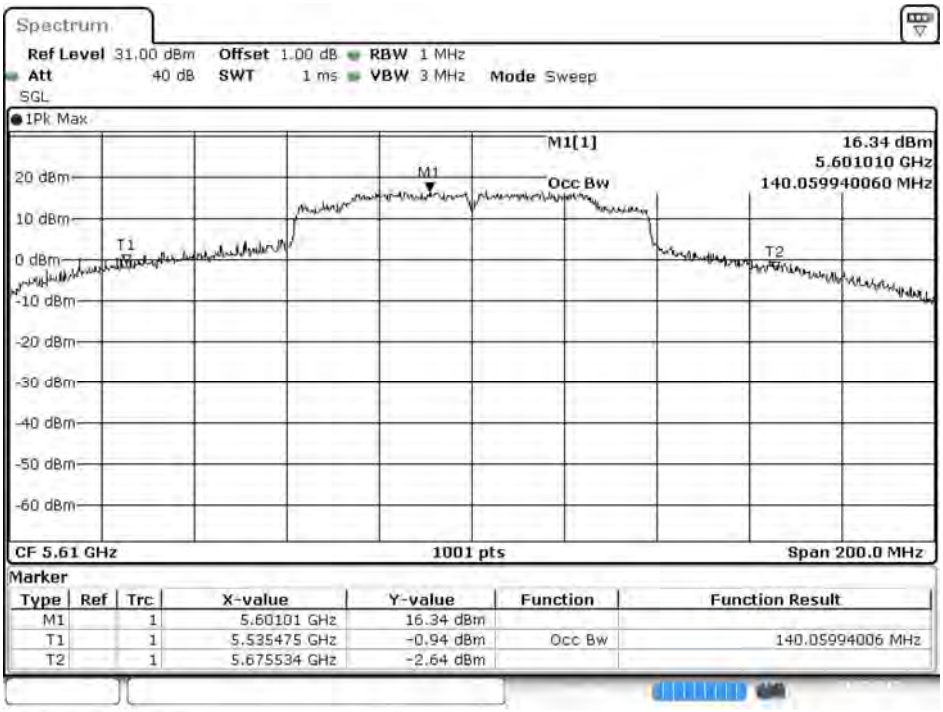

Date: 3.JUL.2017 20:56:13

Channel 138: Chain B

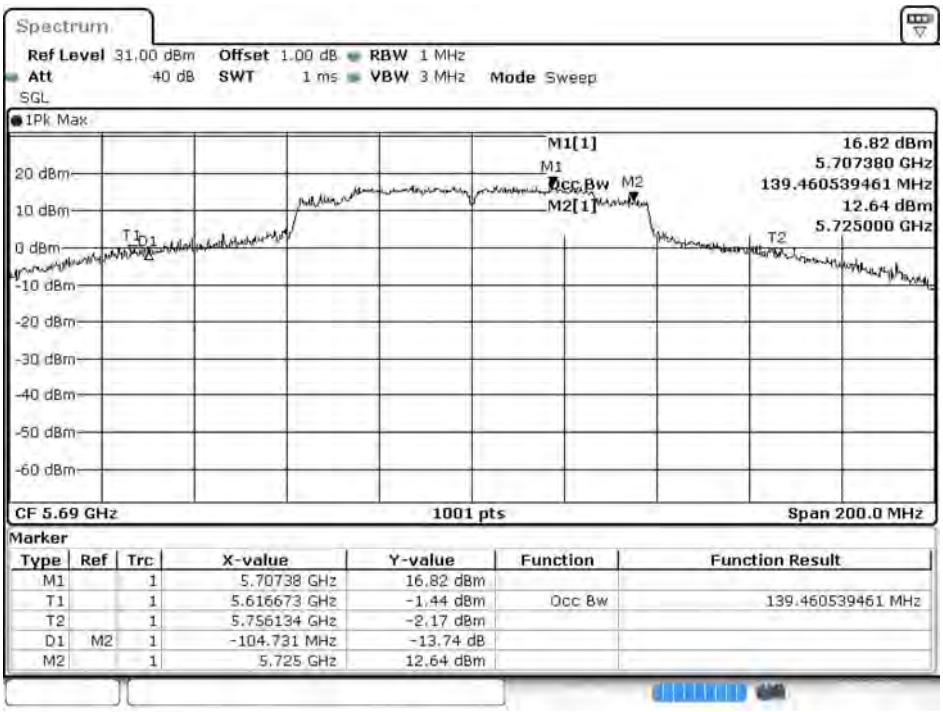

Marker

Type	Ref	Trc	X-value	Y-value	Function	Function Result
M1		1	5.70738 GHz	16.82 dBm		
T1		1	5.616673 GHz	-1.44 dBm	Occ Bw	139.460539461 MHz
T2		1	5.756134 GHz	-2.17 dBm		
D1	M2	1	-104.731 MHz	-13.74 dB		
M2		1	5.725 GHz	12.64 dBm		

Date: 3.JUL.2017 20:58:18

Channel 155 (Chain B)

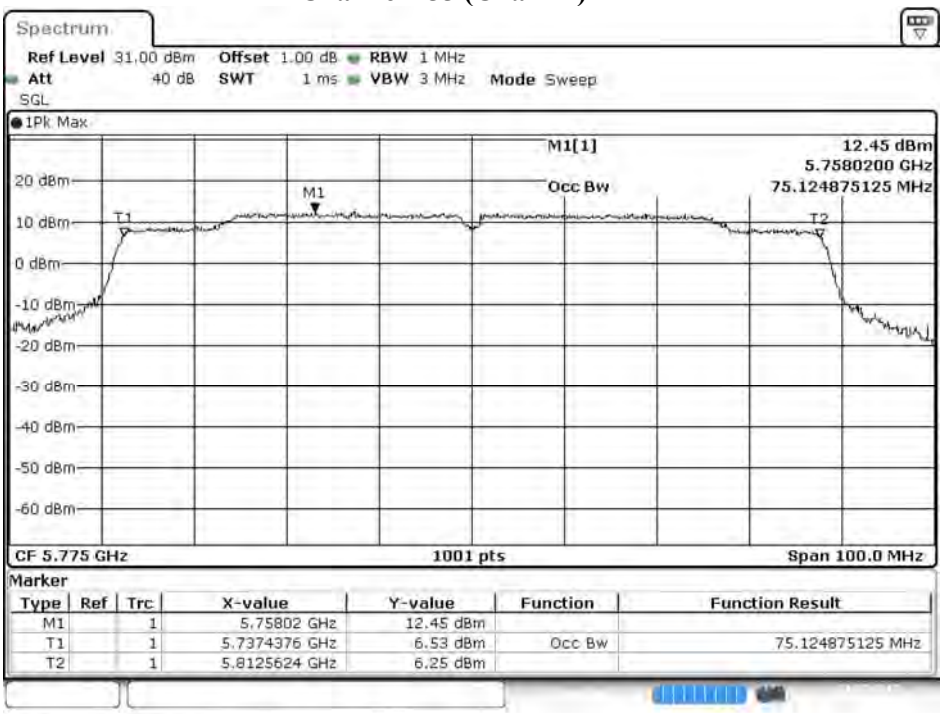

Marker

Type	Ref	Trc	X-value	Y-value	Function	Function Result
M1		1	5.75802 GHz	12.45 dBm		
T1		1	5.7374376 GHz	6.53 dBm	Occ Bw	75.124875125 MHz
T2		1	5.8125624 GHz	6.25 dBm		

Date: 3.JUL.2017 21:02:08

Maximum conducted output power:

Channel 42 (Chain A)

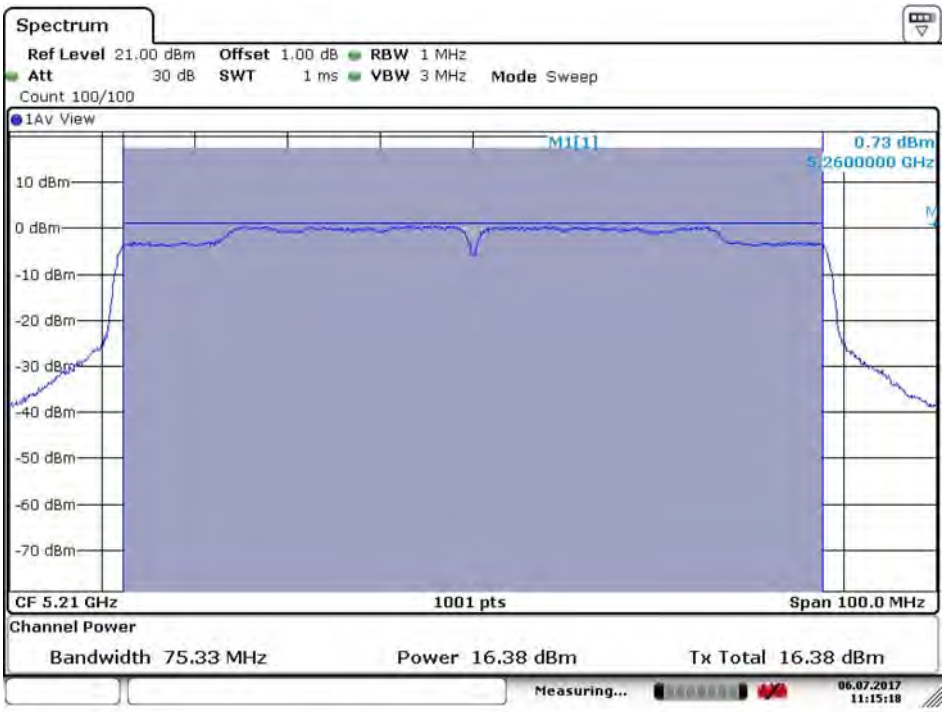

Date: 6.JUL.2017 11:15:19

Maximum conducted output power:

Channel 58 (Chain A)

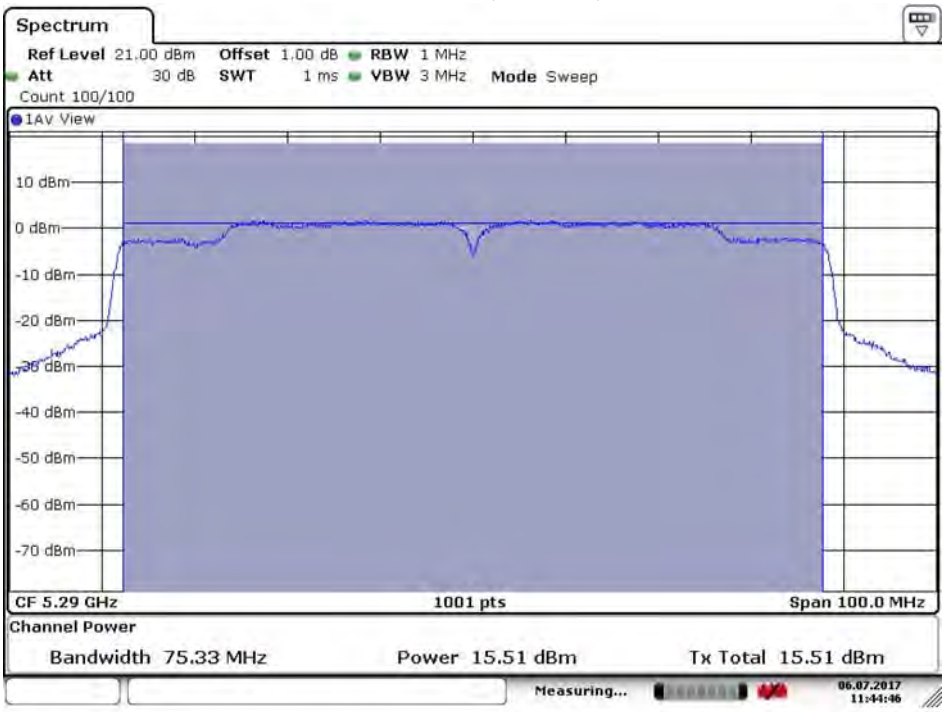

Date: 6.JUL.2017 11:44:46

Maximum conducted output power:

Channel 106 (Chain A)

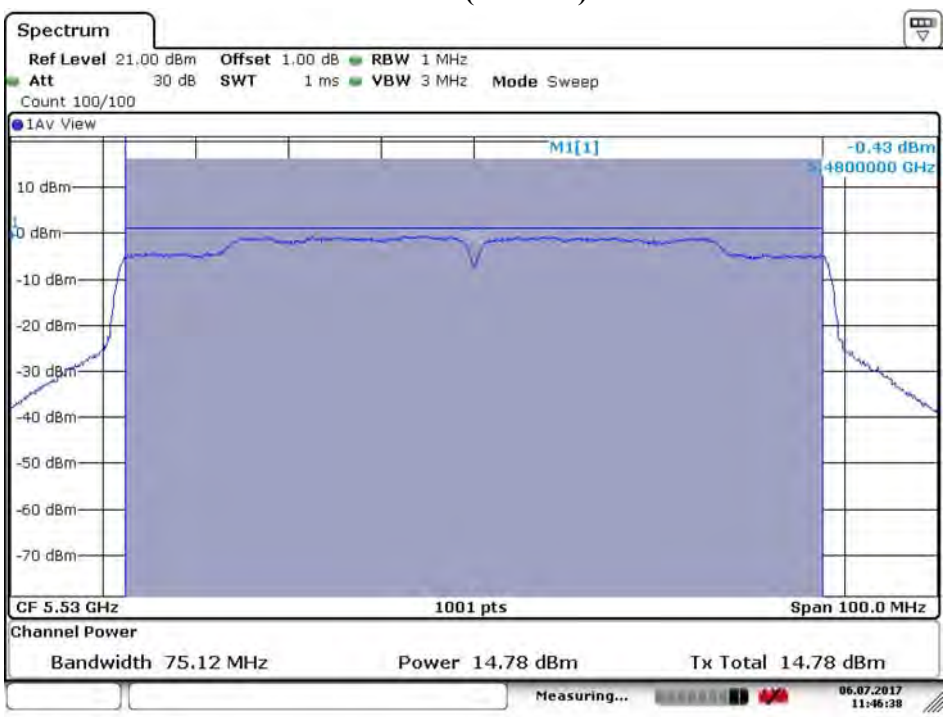

Date: 6.JUL.2017 11:46:38

Maximum conducted output power:

Channel 122 (Chain A)

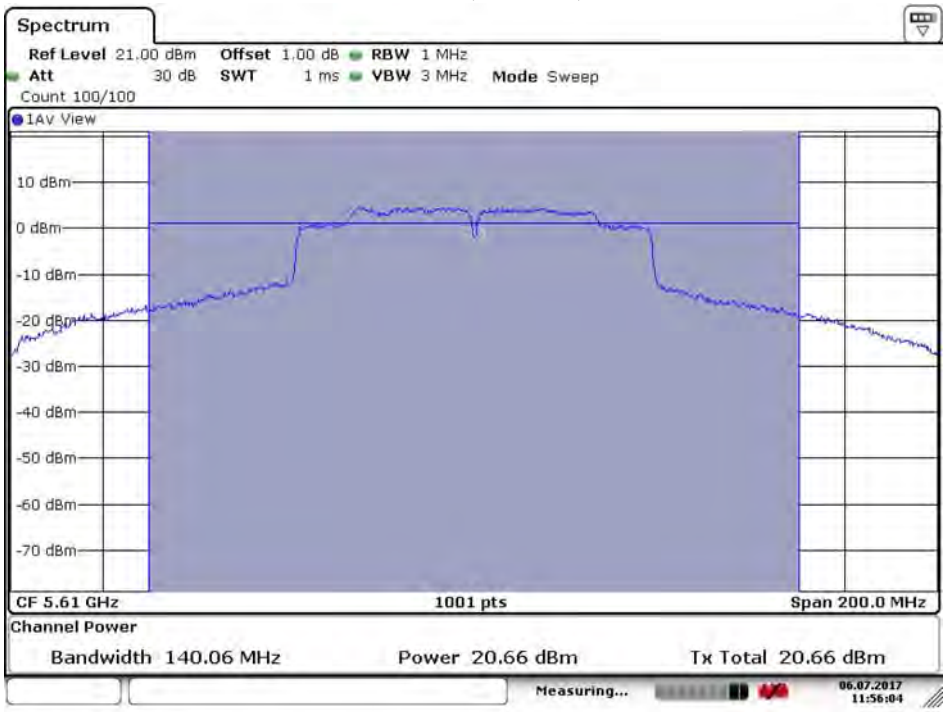

Date: 6.JUL.2017 11:56:05

Maximum conducted output power:

Channel 138 (Band3) (Chain A)

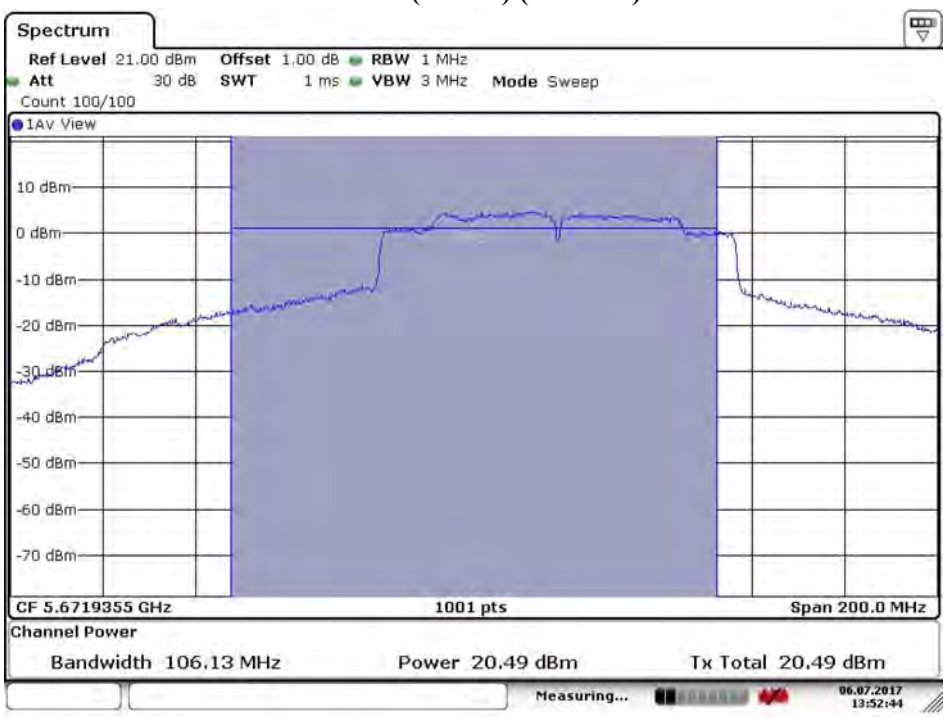

Date: 6.JUL.2017 13:52:44

Maximum conducted output power:

Channel 138 (Band4) (Chain A)

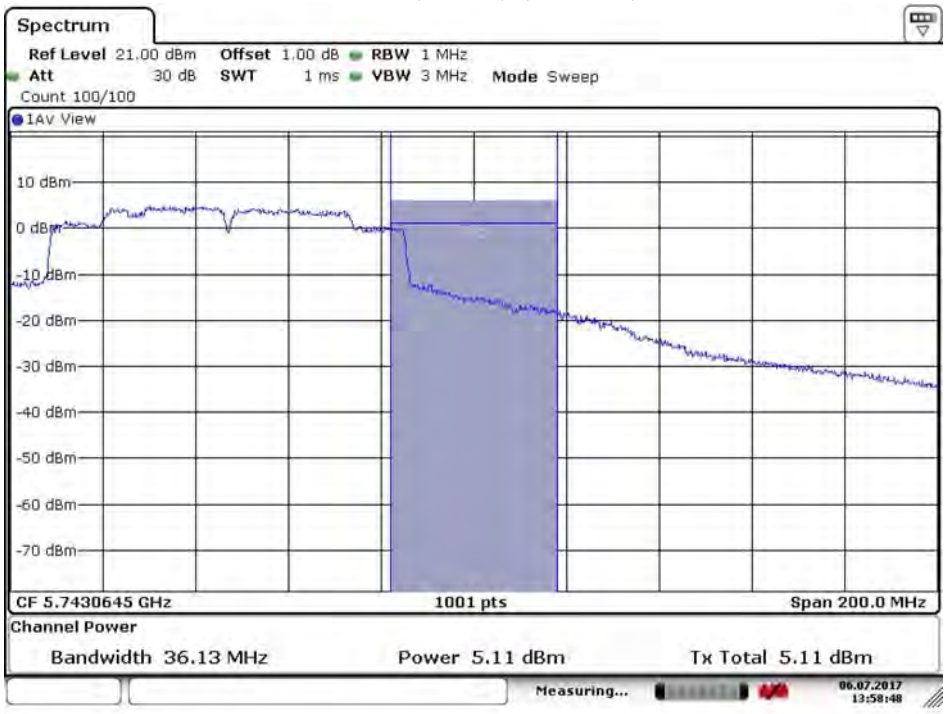

Date: 6.JUL.2017 13:58:49

Maximum conducted output power:

Channel 155 (Chain A)

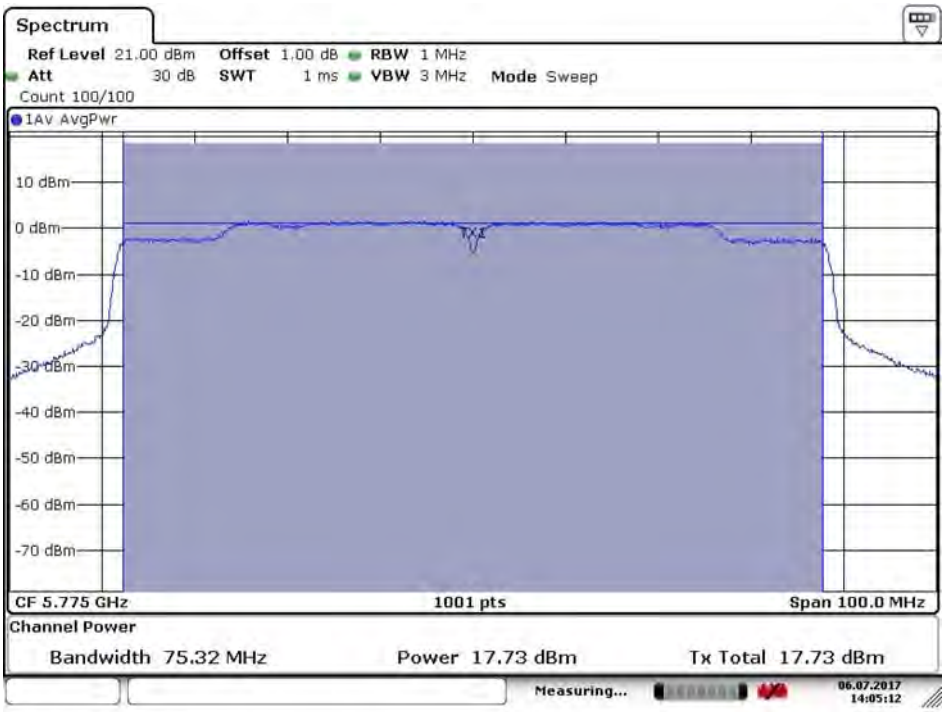

Date: 6.JUL.2017 14:05:13

Maximum conducted output power:

Channel 42 (Chain B)

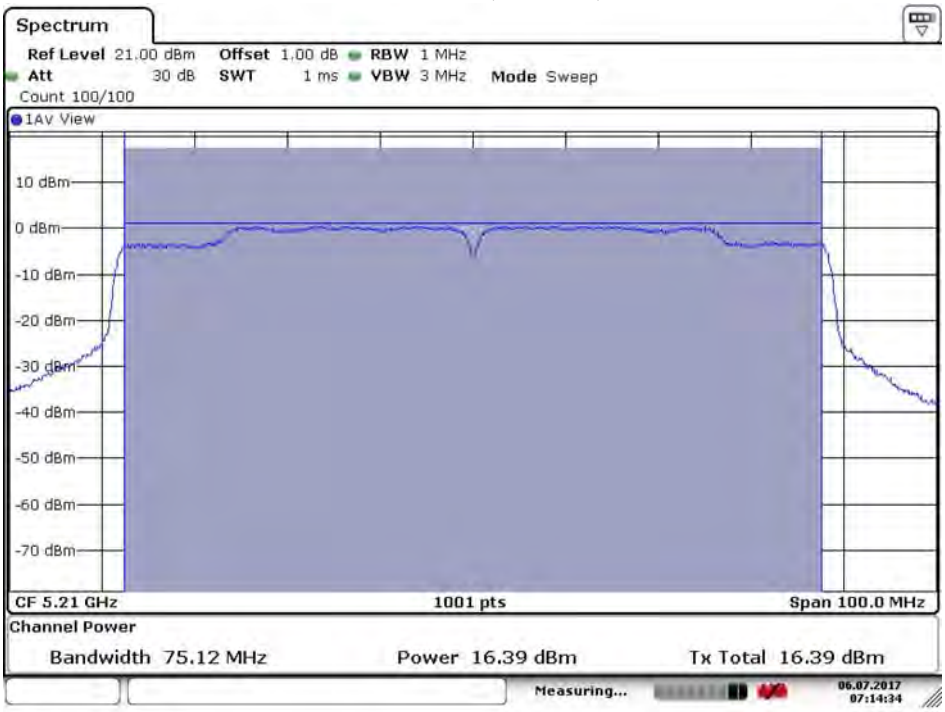

Date: 6.JUL.2017 07:14:35

Channel 58 (Chain B)

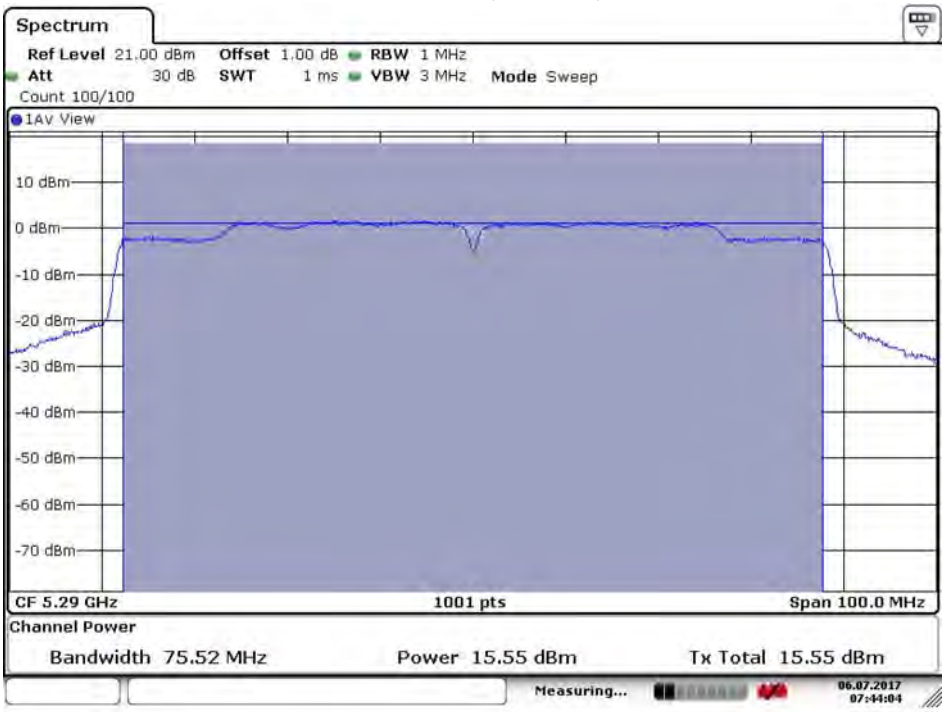

Date: 6.JUL.2017 07:44:04

Channel 106 (Chain B)

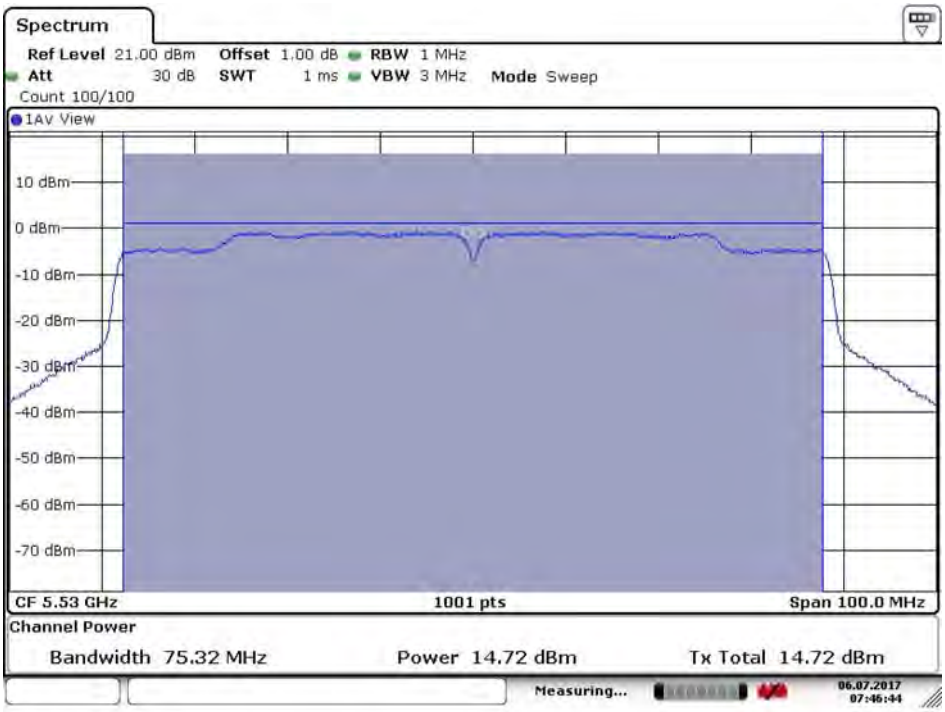

Date: 6.JUL.2017 07:46:44

Channel 122 (Chain B)

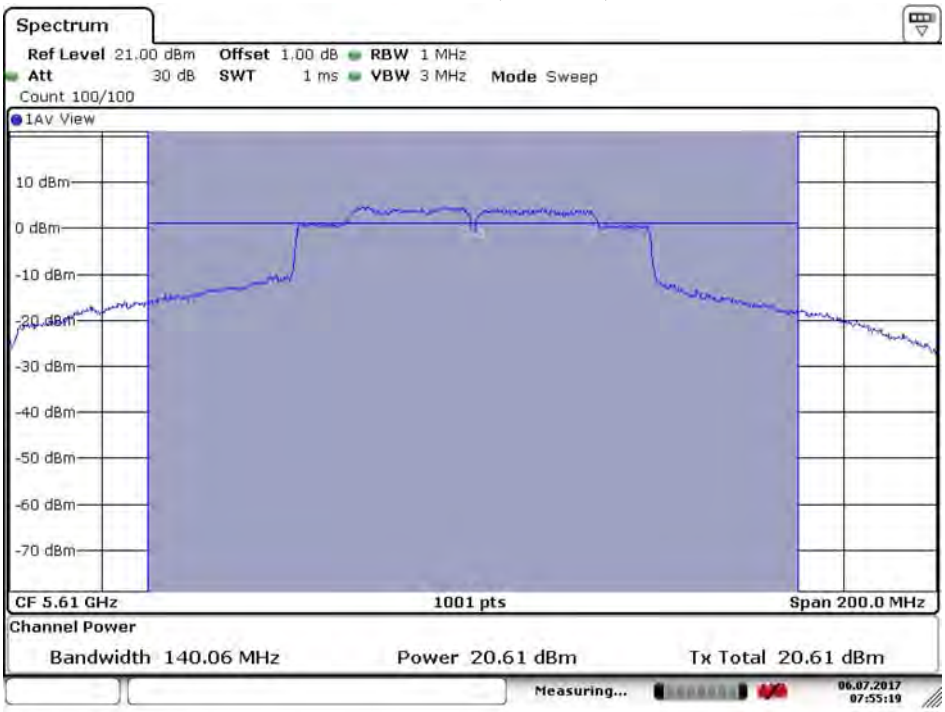

Date: 6.JUL.2017 07:55:19

Channel 138 (Band3) (Chain B)

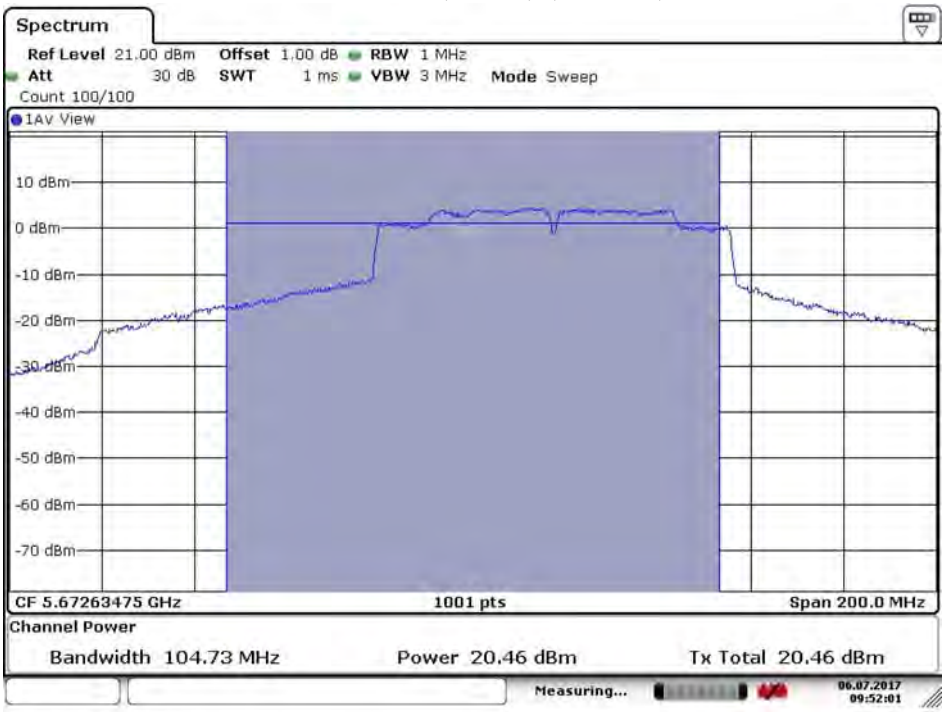

Date: 6.JUL.2017 09:52:01

Channel 138 (Band4) (Chain B)

Date: 6.JUL.2017 09:58:47

Maximum conducted output power:

Channel 155 (Chain B)

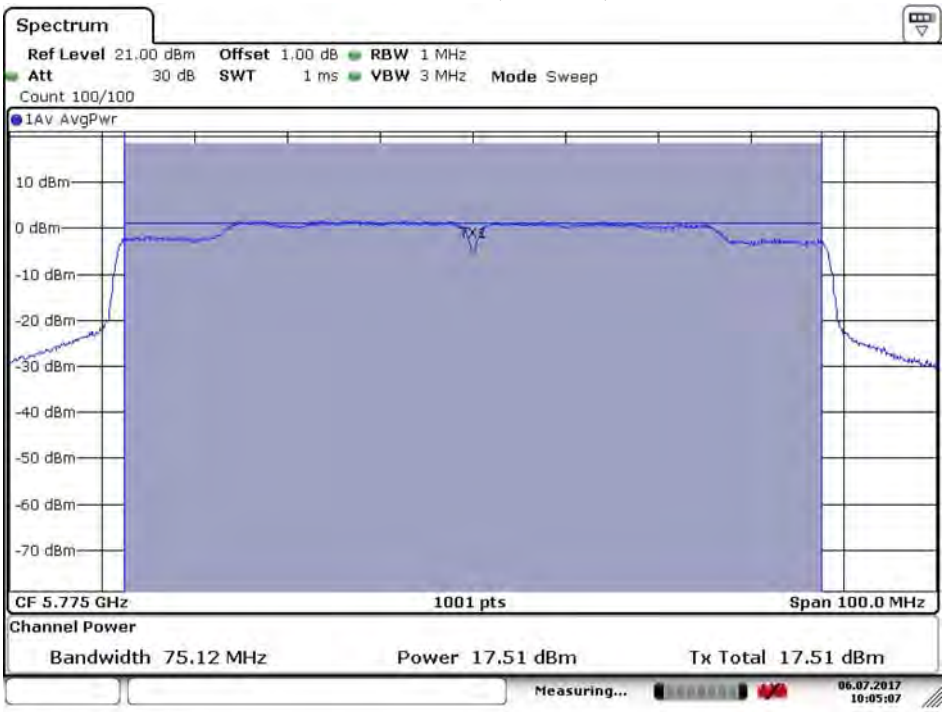

Date: 6.JUL.2017 10:05:06

待測物名稱：Intel® Wireless-AC 9560
待測物型號：9560NGW　　測試項目：峰值發射功率
測試頻道：--　　測試模式：Mode 1: 發射器 802.11ac-160BW
6 dB 頻寬：1MHz　　視頻頻寬：3MHz
檢測器：峰值　　環境溫度：21 ℃
測試日期：106 年 07 月 17 日　　環境濕度：53 %

SISO-Chain A

Cable loss=1dB		Maximum conducted output power										
Channel No	Frequency (MHz)	Data Rate (Mbps)										Required Limit
		VTH0	VTH1	VTH2	VTH3	VTH4	VTH5	VTH6	VTH7	VTH8	VTH9	
50ac160 (Band1)	5250	10.94	10.86	10.73	10.64	10.58	10.46	10.37	10.22	10.19	10.05	<24dBm
50ac160 (Band2)	5250	10.98	10.84	10.76	10.63	10.52	10.43	10.38	10.23	10.16	10.08	<24dBm
114ac160	5570	12.82	12.73	12.68	12.53	12.48	12.39	12.24	12.16	12.03	11.94	<24dBm

Note: Maximum conducted output power Value =Reading value on Spectrum Analyzer + cable loss

SISO-Chain B

Cable loss=1dB		Maximum conducted output power										
Channel No	Frequency (MHz)	Data Rate (Mbps)										Required Limit
		VTH0	VTH1	VTH2	VTH3	VTH4	VTH5	VTH6	VTH7	VTH8	VTH9	
50ac160 (Band1)	5250	10.45	10.34	10.26	10.17	10.09	9.94	9.86	9.74	9.62	9.58	<24dBm
50ac160 (Band2)	5250	10.48	10.32	10.28	10.15	10.01	9.95	9.83	9.71	9.68	9.52	<24dBm
114ac160	5570	12.08	11.94	11.86	11.75	11.69	11.52	11.47	11.31	11.25	11.18	<24dBm

Note: Maximum conducted output power Value =Reading value on Spectrum Analyzer + cable loss

MIIMO-Chain A

Cable loss=1dB		Maximum conducted output power										
Channel No	Frequency (MHz)	Data Rate (Mbps)										Required Limit
		VTH0	VTH1	VTH2	VTH3	VTH4	VTH5	VTH6	VTH7	VTH8	VTH9	
50ac160 (Band1)	5250	9.31	9.24	9.16	9.04	8.91	8.87	8.73	8.64	8.52	8.43	<24dBm
50ac160 (Band2)	5250	9.28	9.14	9.06	8.94	8.82	8.79	8.64	8.55	8.41	8.37	<24dBm
114ac160	5570	13.67	13.58	13.43	13.39	13.34	13.28	13.15	13.06	12.95	12.83	<24dBm

Note: Maximum conducted output power Value =Reading value on Spectrum Analyzer + cable loss

MIIMO-Chain B

Cable loss=1dB		Maximum conducted output power										
Channel No	Frequency (MHz)	Data Rate (Mbps)										Required Limit
		VTH0	VTH1	VTH2	VTH3	VTH4	VTH5	VTH6	VTH7	VTH8	VTH9	
50ac160 (Band1)	5250	9.19	9.04	8.95	8.84	8.74	8.61	8.53	8.41	8.39	8.26	<24dBm
50ac160 (Band2)	5250	9.21	9.17	9.06	8.93	8.87	8.76	8.69	8.52	8.41	8.36	<24dBm
114ac160	5570	13.66	13.53	13.41	13.38	13.29	13.14	13.08	12.96	12.84	12.79	<24dBm

Note: Maximum conducted output power Value =Reading value on Spectrum Analyzer + cable loss

Maximum conducted output power Measurement:

MIMO-Chain A+ B

Channel No	Frequency Range	99% Bandwidth	Chain A Power	Chain B Power	Output Power	Output Power Limit		Result
	(MHz)	(MHz)	(dBm)	(dBm)	(dBm)	(dBm)	dBm+10log(BW)	
50ac160 (Band1)	5250	--	9.310	9.190	12.26	24	--	Pass
50ac160 (Band2)	5250	76.411	9.280	9.210	12.26	24	29.83	Pass
114ac160	5570	153.047	13.670	13.660	16.68	24	32.85	Pass

Note:

1. Output Power (dBm) = 10LOG (Chain A Power (mW)+ Chain B Power (mW))
2. 99% Bandwidth is the bandwidth of chain A or chain B whichever is less bandwidth, output power limitation is more stringent.

99% Occupied Bandwidth:

Channel 50: Chain A

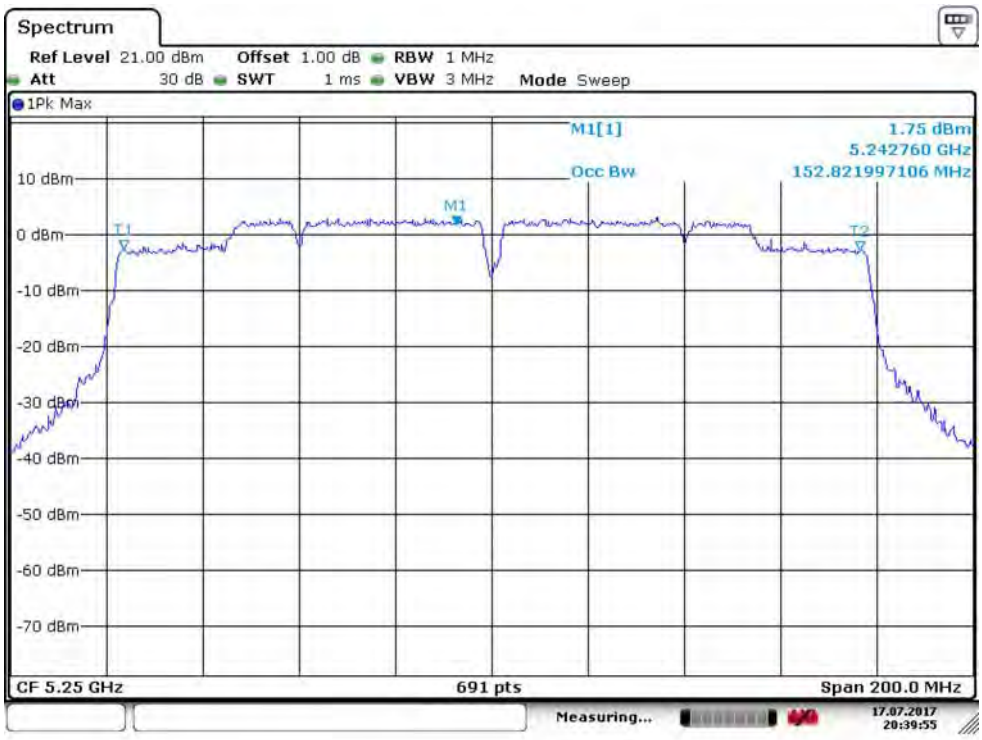

Channel 50: Chain B

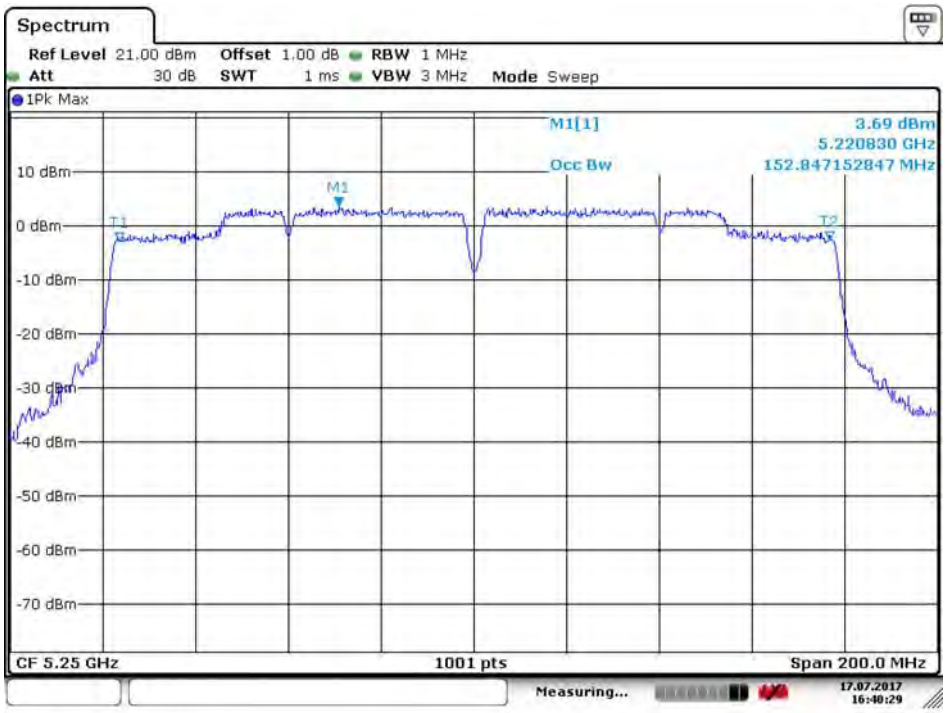

99% Occupied Bandwidth:

Channel 114: Chain A

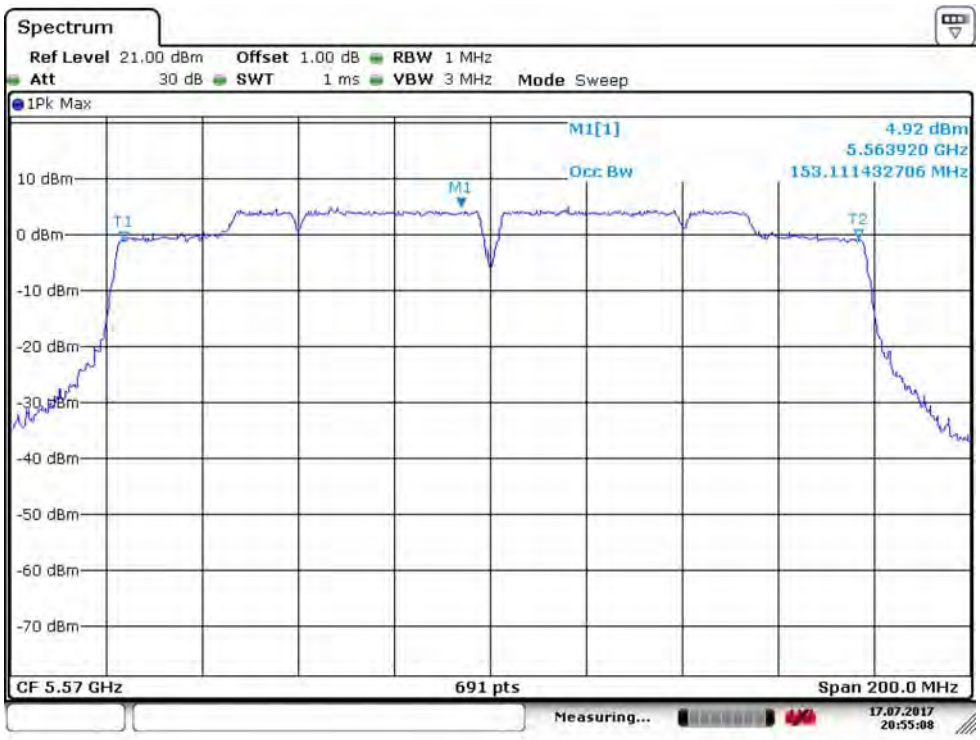

Channel 114: Chain B

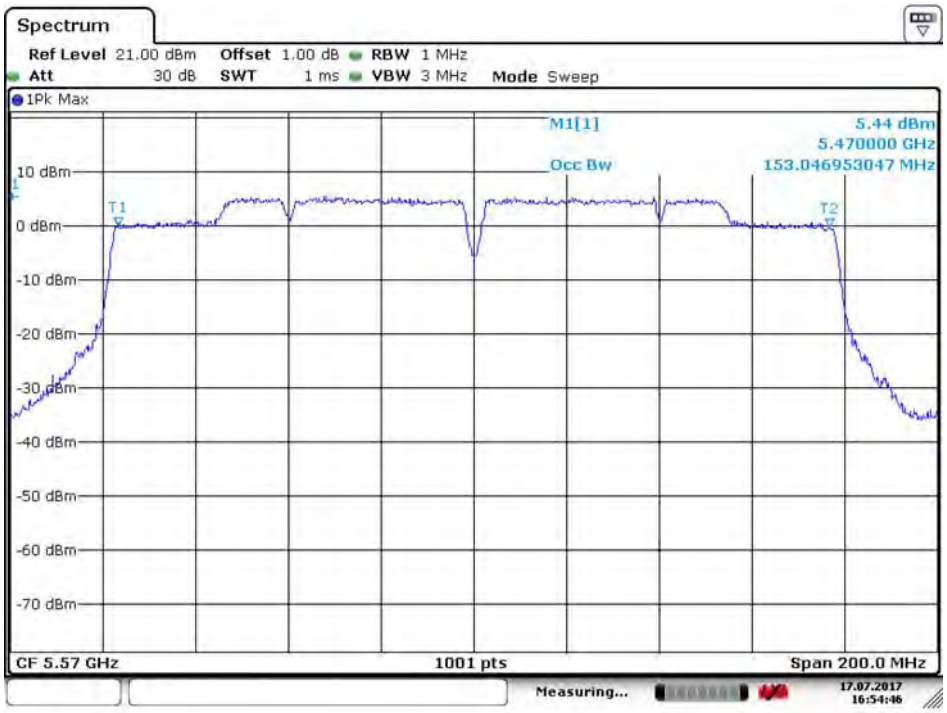

Maximum conducted output power:

Channel 50 (Band1) (Chain A)

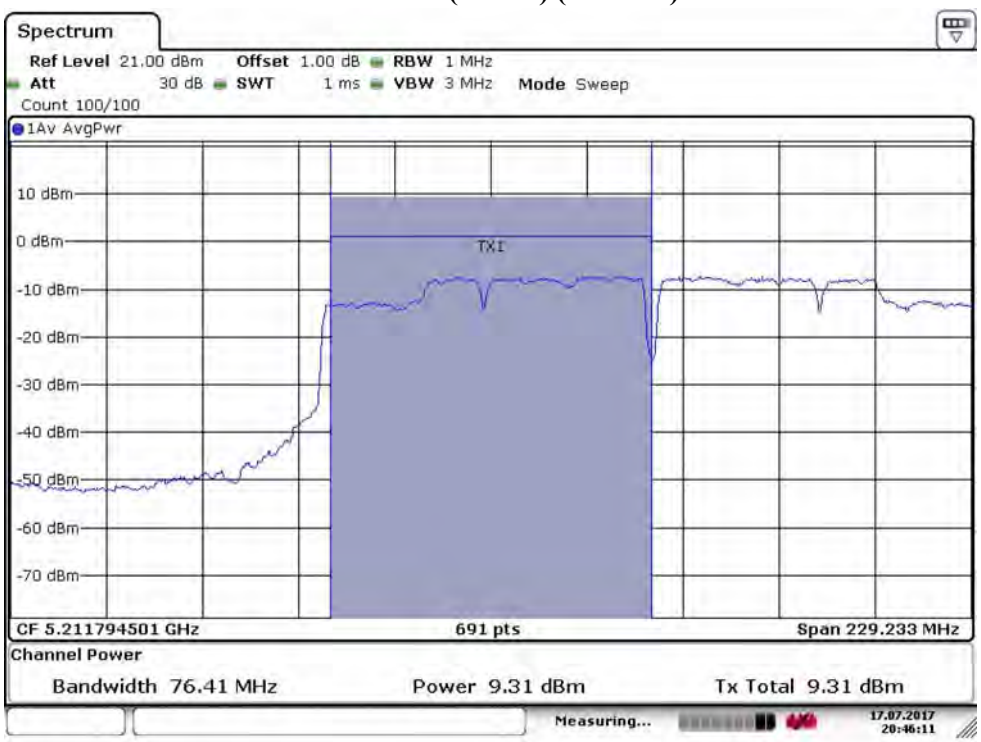

Channel 50 (Band2) (Chain A)

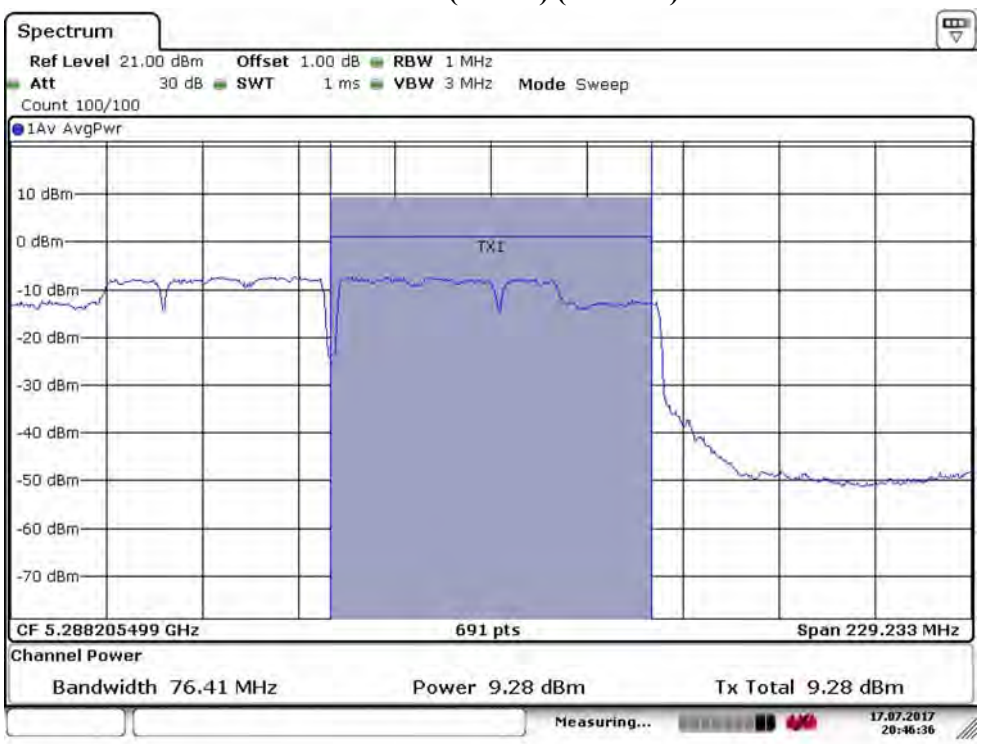

Channel 114 (Chain A)

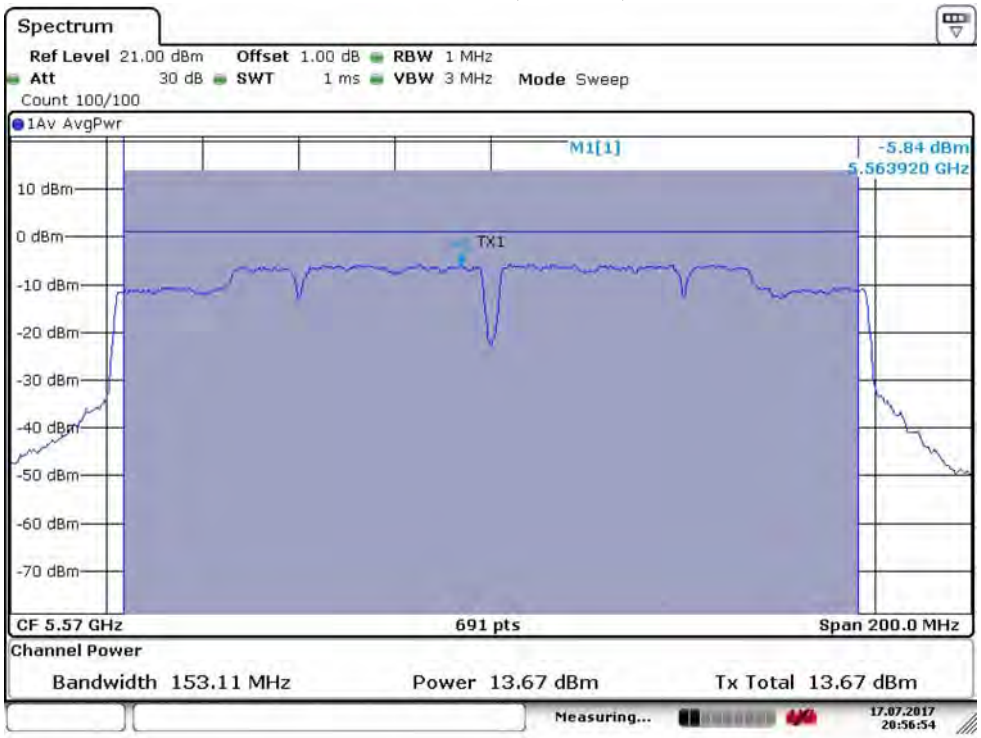

Channel 50 (Band1) (Chain B)

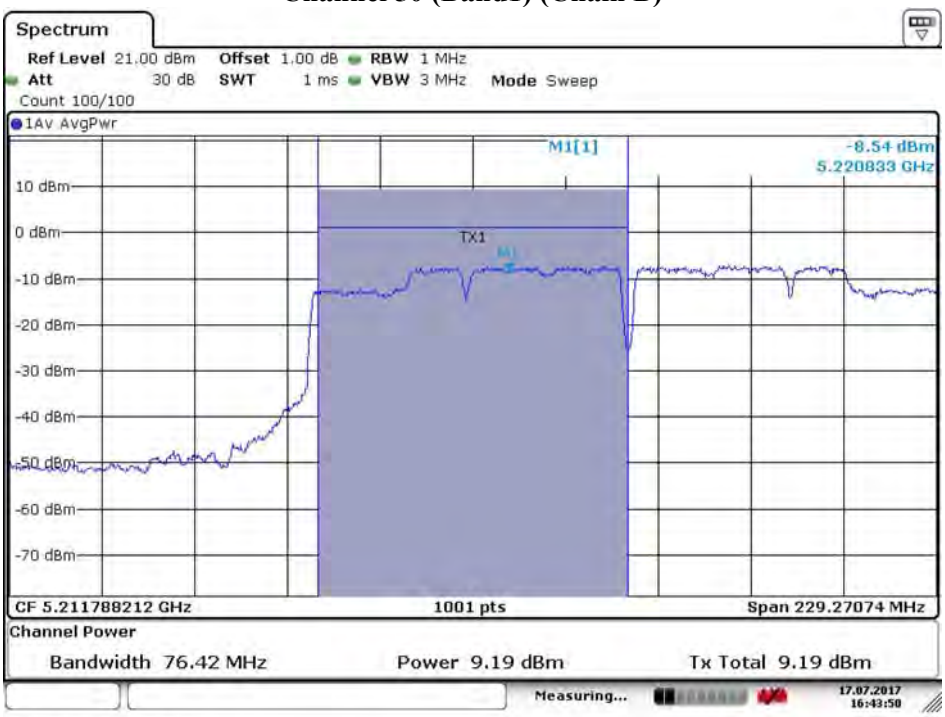

Date: 17.JUL.2017 16:43:51

Channel 50 (Band2) (Chain B)

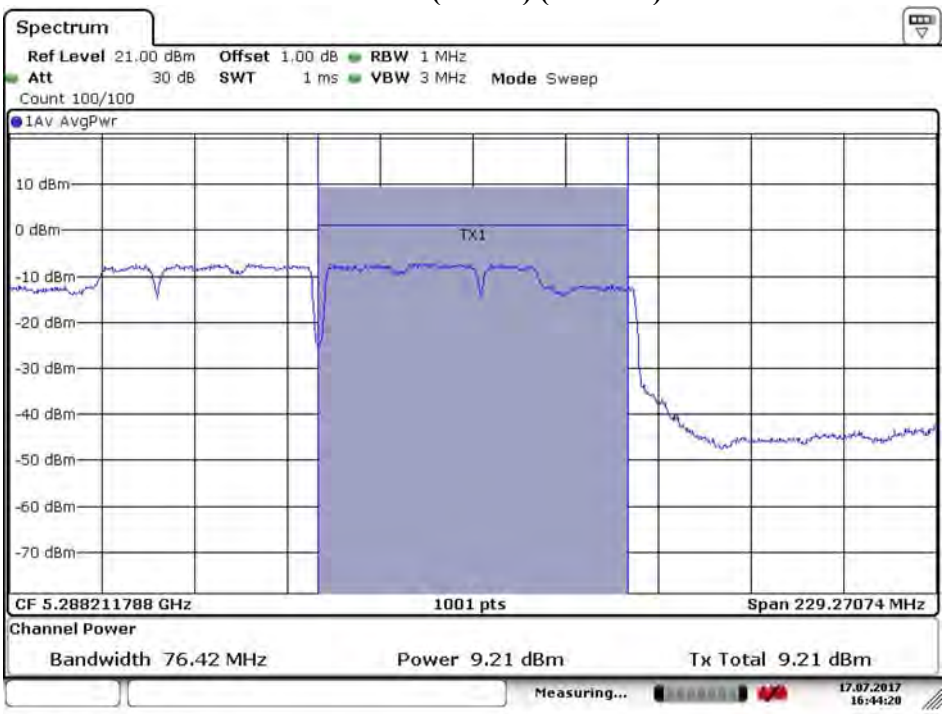

Date: 17.JUL.2017 16:44:20

Channel 114 (Chain B)

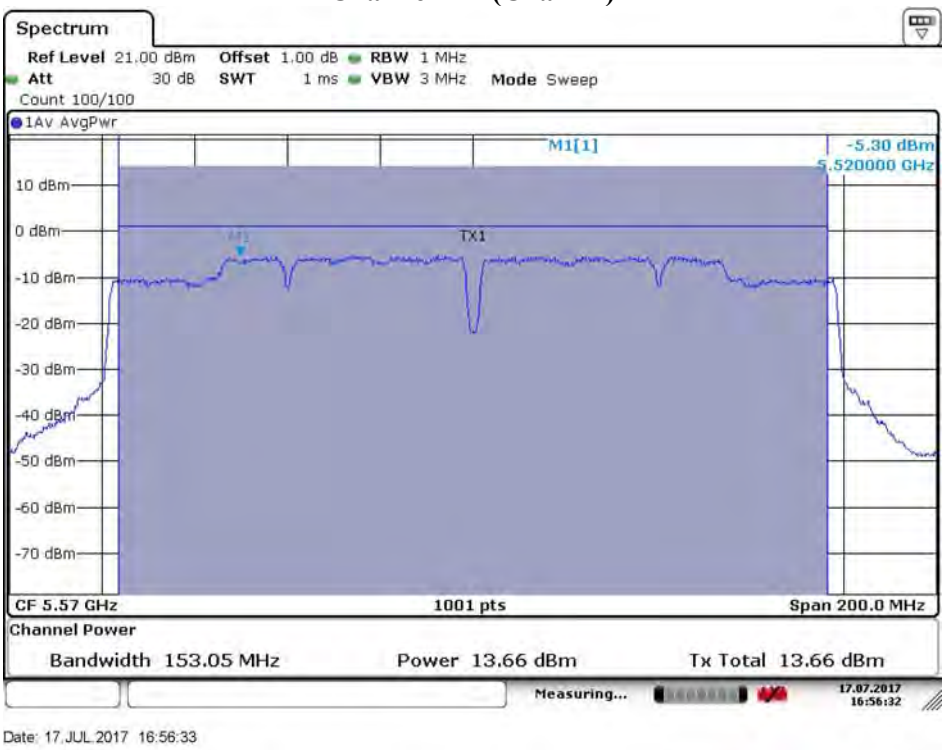

待測物名稱：Intel® Wireless-AC 9560
待測物型號：9560NGW　　測試項目：峰值發射功率
測試頻道：--　　測試模式：Mode 1: 發射器 802.11a_Beamforming
6 dB 頻寬：1MHz　　視頻頻寬：3MHz
檢測器：峰值　　環境溫度：21 ℃
測試日期：106 年 07 月 12 日　　環境濕度：53 %

Chain A

Cable loss=1dB		Maximum conducted output power								
Channel No.	Frequency (MHz)	Data Rate (Mbps)								Required Limit
		6	9	12	18	24	36	48	54	
		Measurement Level (dBm)								
36	5180	17.98	--	--	--	--	--	--	--	<24dBm
44	5220	19.26	19.21	19.17	19.12	19.07	19.02	18.98	18.93	<24dBm
48	5240	19.33	--	--	--	--	--	--	--	<24dBm
52	5260	19.53	--	--	--	--	--	--	--	<24dBm
60	5300	19.48	19.43	19.38	19.34	19.29	19.25	19.20	19.16	<24dBm
64	5320	18.09	--	--	--	--	--	--	--	<24dBm
100	5500	18.32	--	--	--	--	--	--	--	<24dBm
116	5580	19.58	19.52	19.48	19.43	19.39	19.34	19.28	19.24	<24dBm
140	5700	18.53	--	--	--	--	--	--	--	<24dBm
149	5745	21.04	--	--	--	--	--	--	--	<30dBm
157	5785	21.43	21.39	21.36	21.31	21.28	21.23	21.19	21.16	<30dBm
165	5825	21.15	--	--	--	--	--	--	--	<30dBm

Note: Maximum conducted output power Value =Reading value on average power meter + cable loss

Chain B

Cable loss=1dB		Maximum conducted output power								
Channel No.	Frequency (MHz)	Data Rate (Mbps)								Required Limit
		6	9	12	18	24	36	48	54	
		Measurement Level (dBm)								
36	5180	17.79	--	--	--	--	--	--	--	<24dBm
44	5220	19.35	19.31	19.27	19.22	19.18	19.12	19.08	19.03	<24dBm
48	5240	19.26	--	--	--	--	--	--	--	<24dBm
52	5260	19.37	--	--	--	--	--	--	--	<24dBm
60	5300	19.38	19.35	19.31	19.27	19.22	19.18	19.13	19.09	<24dBm
64	5320	18.01	--	--	--	--	--	--	--	<24dBm
100	5500	18.25	--	--	--	--	--	--	--	<24dBm
116	5580	19.56	19.51	19.47	19.43	19.38	19.33	19.29	19.24	<24dBm
140	5700	18.3	--	--	--	--	--	--	--	<24dBm
149	5745	20.93	--	--	--	--	--	--	--	<30dBm
157	5785	21.38	21.33	21.29	21.24	21.2	21.16	21.11	21.07	<30dBm
165	5825	20.91	--	--	--	--	--	--	--	<30dBm

Note: Maximum conducted output power Value =Reading value on average power meter + cable loss

Maximum conducted output power Measurement:

Chain A+ B

Channel Number	Frequency (MHz)	99% Bandwidth (MHz)	Chain A Power (dBm)	Chain B Power (dBm)	Output Power (dBm)	Output Power Limit	
						(dBm)	dBm+10log(BW)
36	5180	--	17.98	17.79	20.90	24	--
44	5220	--	19.26	19.35	22.32	24	--
48	5240	--	19.33	19.26	22.31	24	--
52	5260	18.382	19.53	19.37	22.46	24	23.64
60	5300	18.382	19.48	19.38	22.44	24	23.64
64	5320	18.182	18.09	18.01	21.06	24	23.60
100	5500	18.082	18.32	18.25	21.30	24	23.57
116	5580	18.282	19.58	19.56	22.58	24	23.62
140	5700	18.132	18.53	18.3	21.43	24	23.58
149	5745	--	21.04	20.93	24.00	30	--
157	5785	--	21.43	21.38	24.42	30	--
165	5825	--	21.15	20.91	24.04	30	--

Note:

1. Output Power (dBm) = 10LOG (Chain A Power (mW)+ Chain B Power (mW))
2. 99% Bandwidth is the bandwidth of chain A or chain B whichever is less bandwidth, output power limitation is more stringent.

99% Occupied Bandwidth:

Channel 52: Chain A

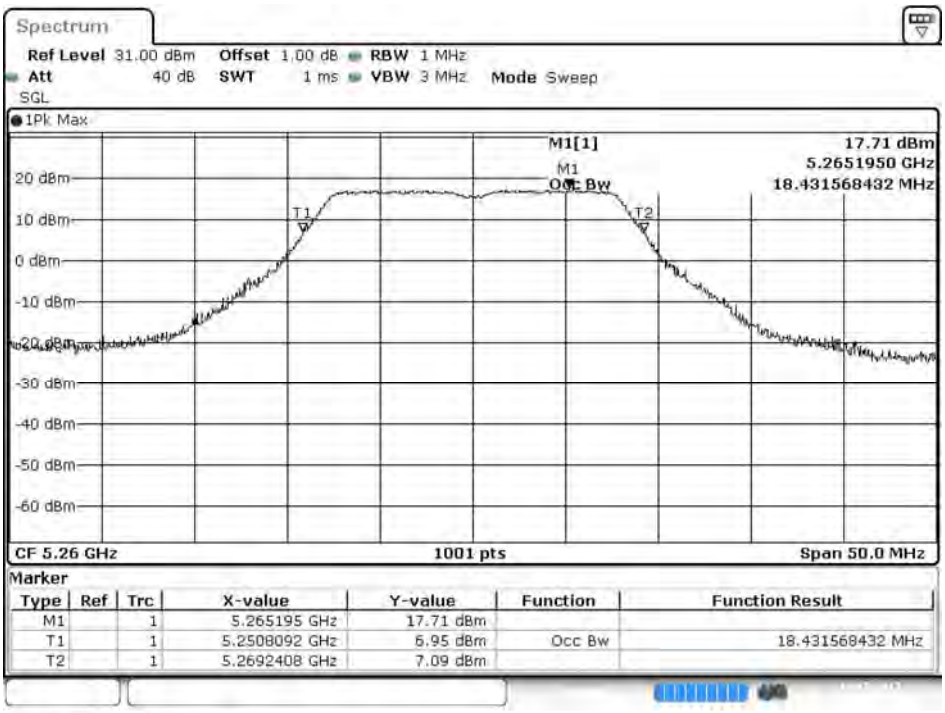

Date: 12 JUL 2017 13:30:46

Channel 52: Chain B

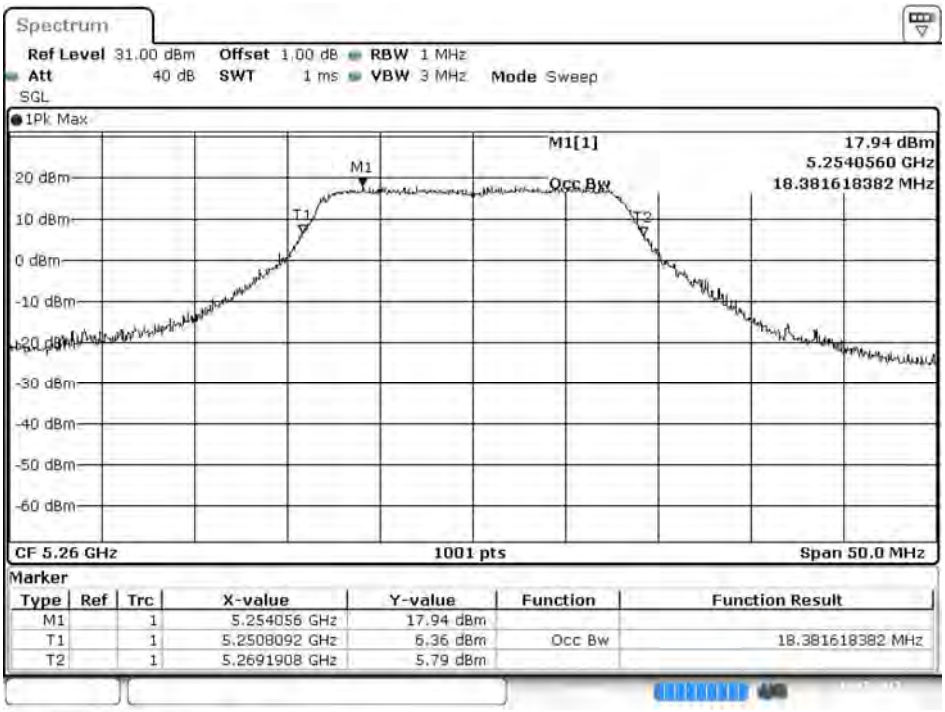

Date: 12 JUL 2017 09:30:26

Channel 60: Chain A

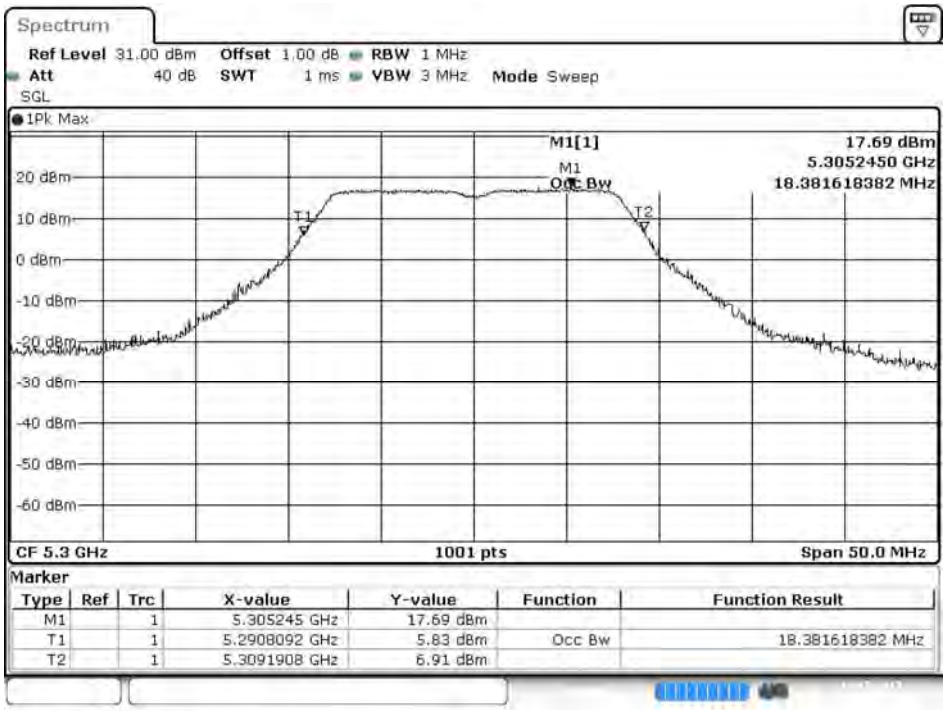

Date: 12.JUL.2017 13:35:16

Channel 60: Chain B

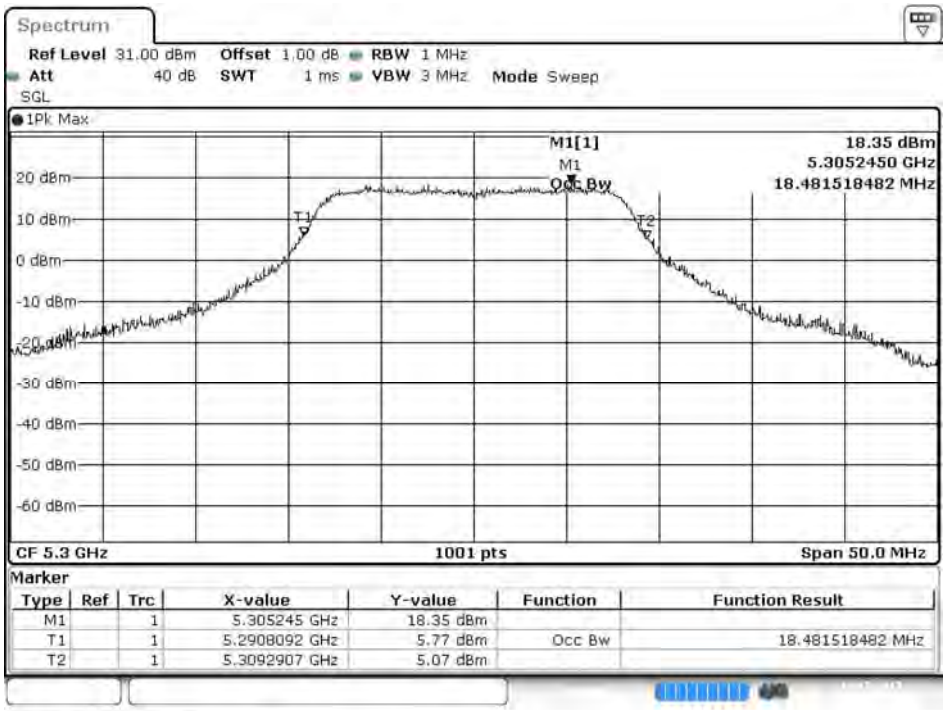

Date: 12.JUL.2017 09:34:56

Channel 64: Chain A

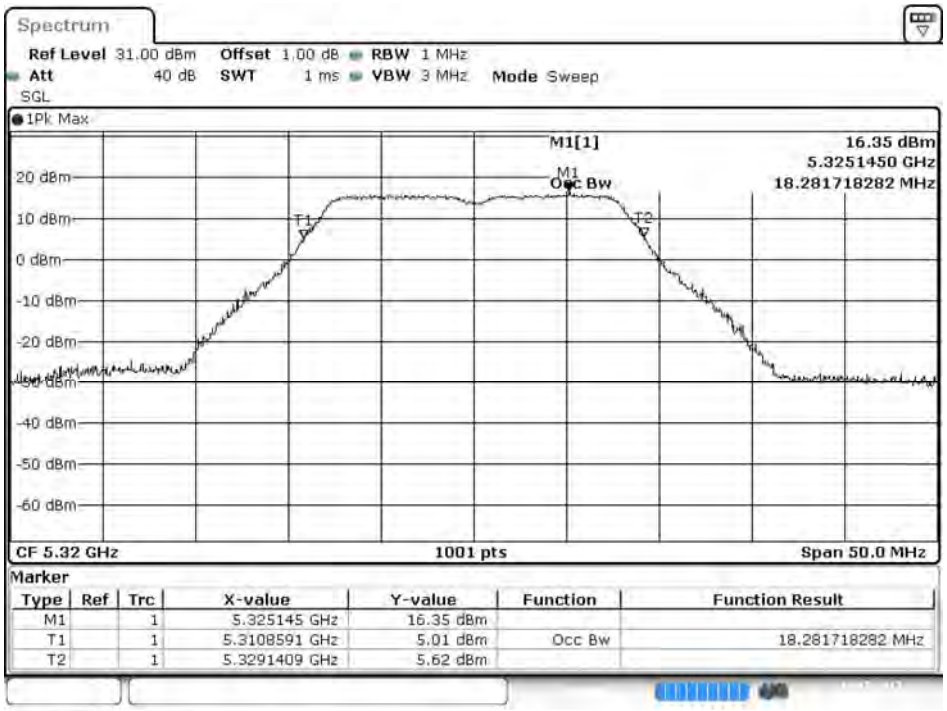

Date: 12.JUL.2017 13:36:28

Channel 64: Chain B

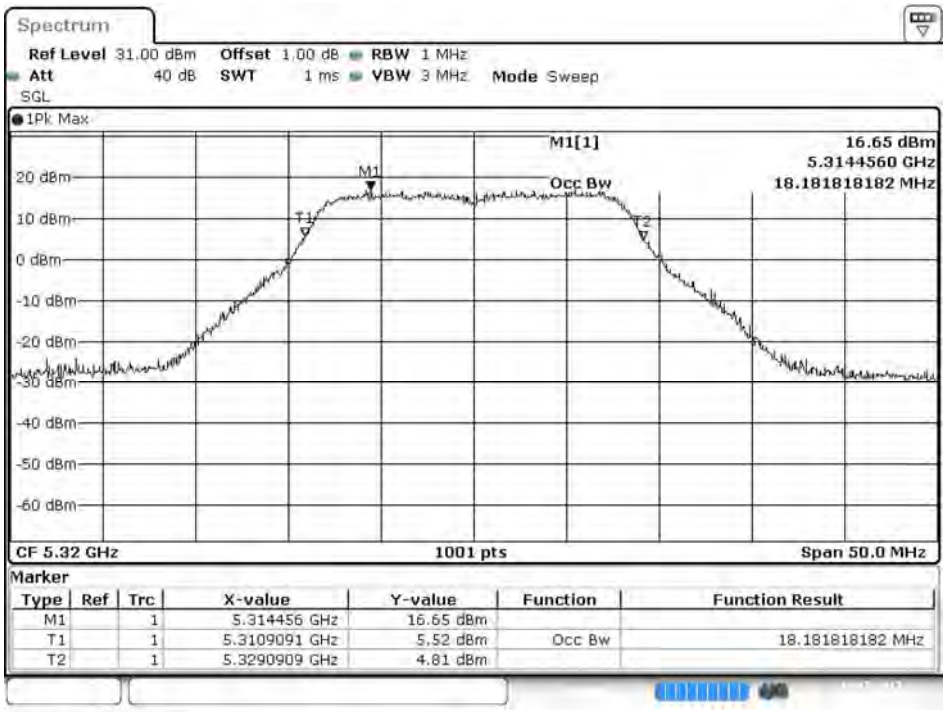

Date: 12.JUL.2017 09:36:08

Channel 100: Chain A

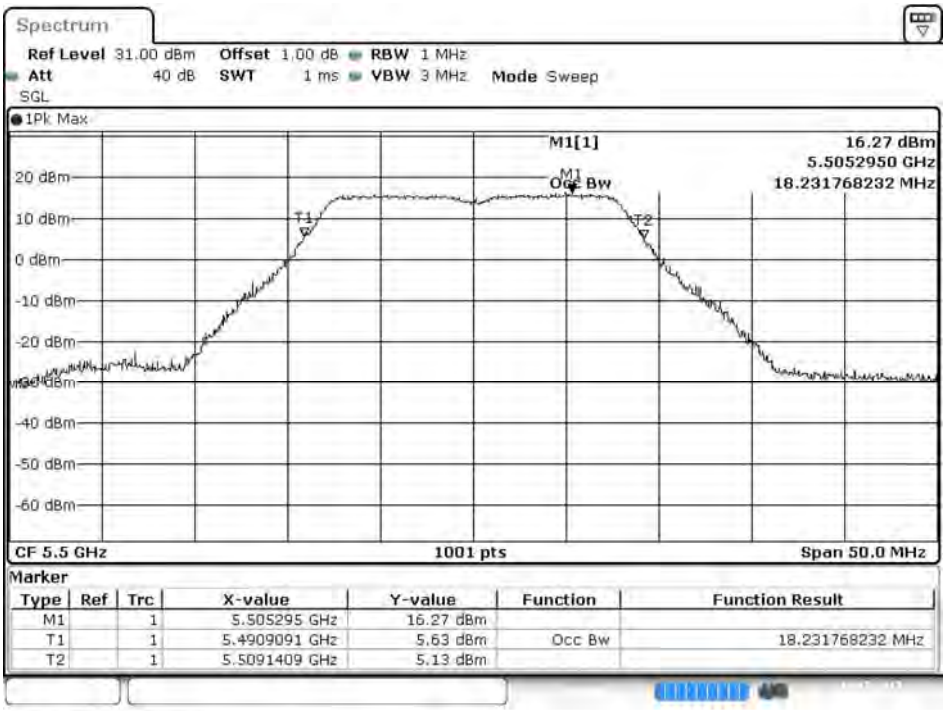

Date: 12 JUL 2017 13:38:34

Channel 100: Chain B

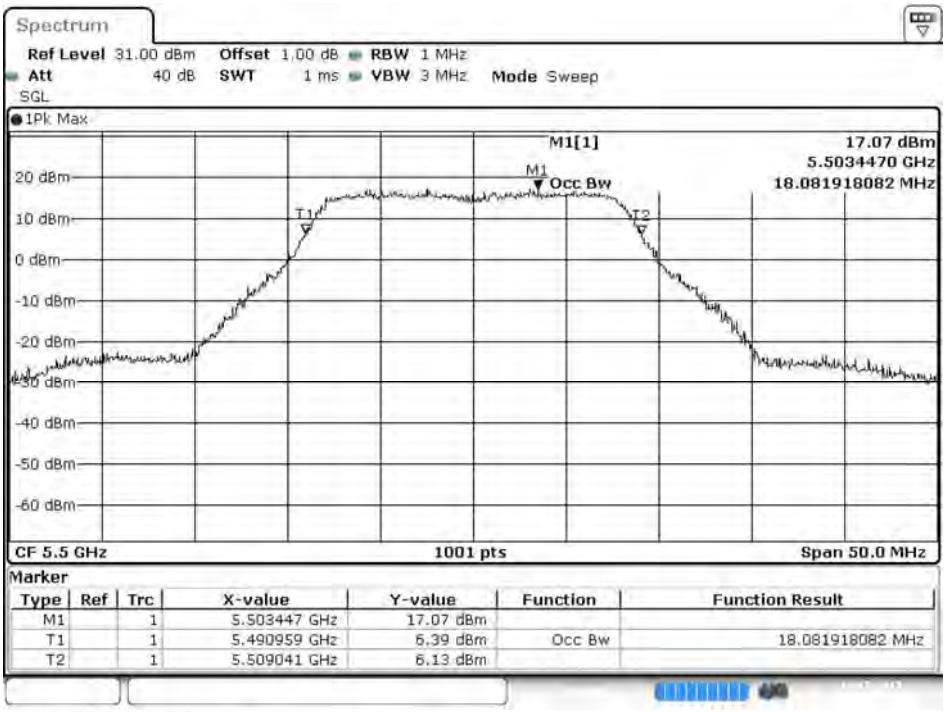

Date: 12 JUL 2017 09:38:14

Channel 116: Chain A

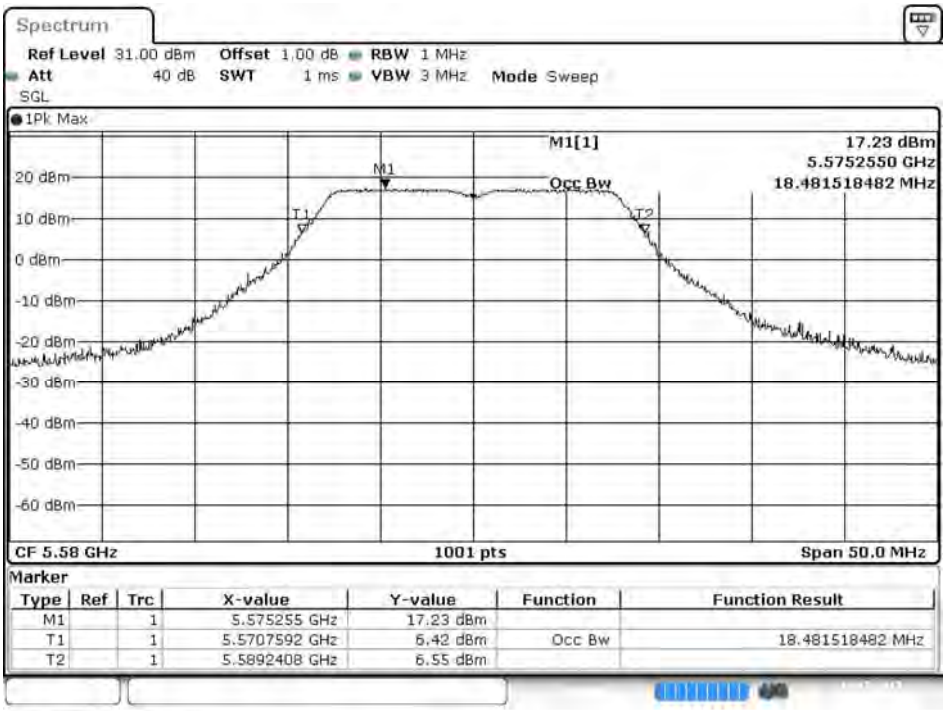

Date: 12 JUL 2017 13:39:53

Channel 116: Chain B

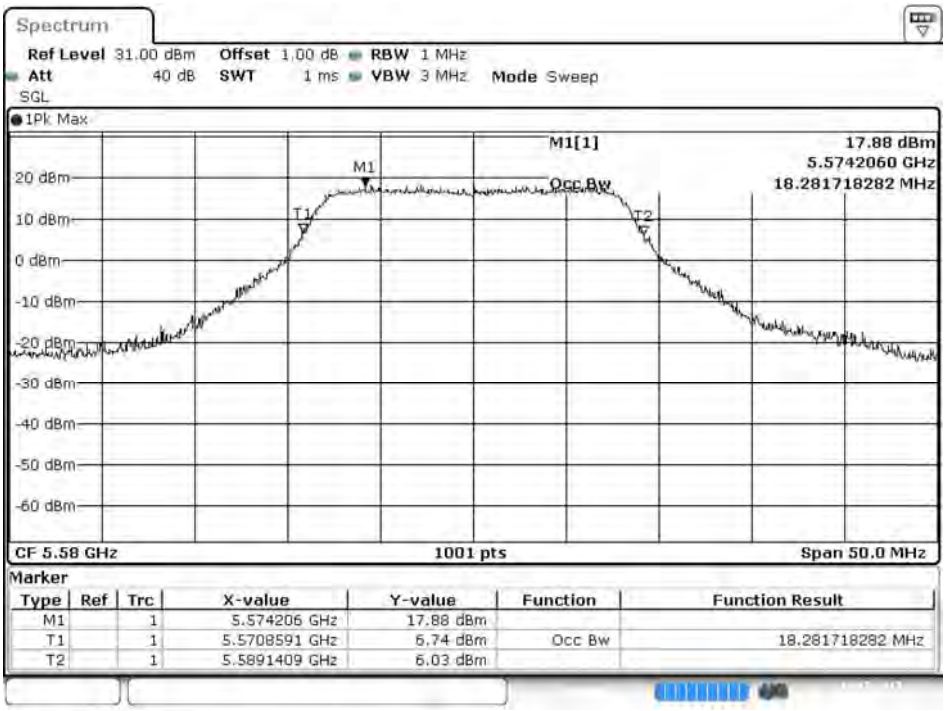

Date: 12 JUL 2017 09:39:33

Channel 140: Chain A

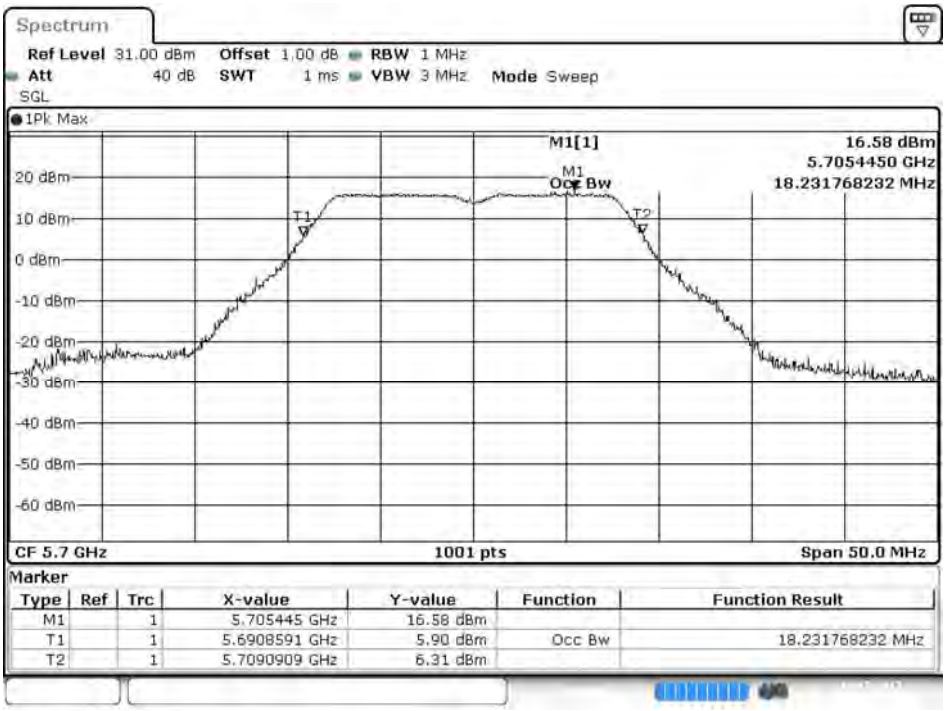

Date: 12.JUL.2017 13:41:10

Channel 140: Chain B

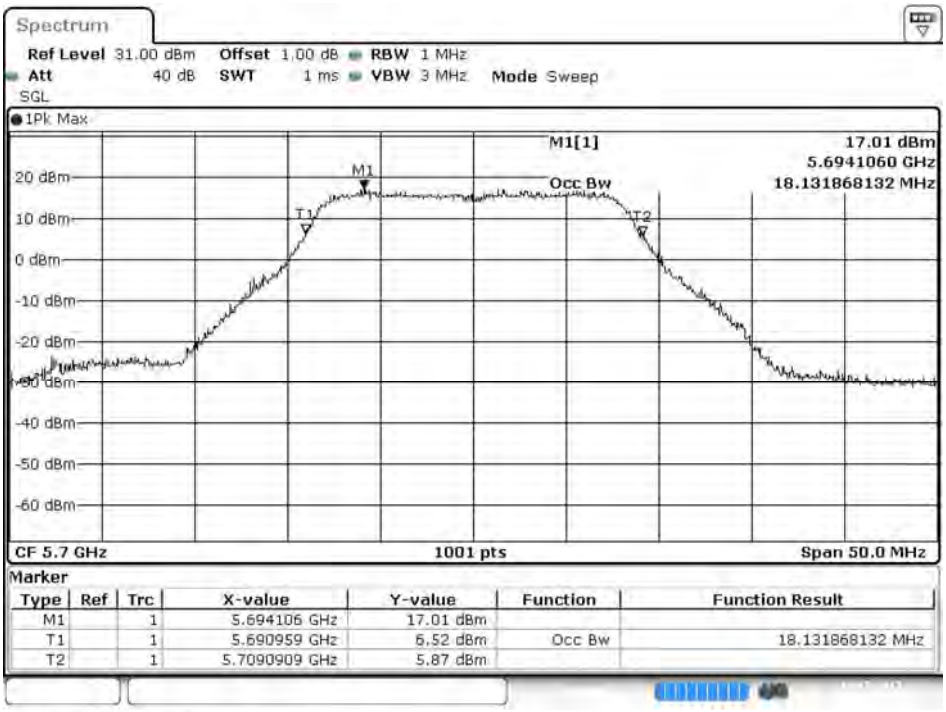

Date: 12.JUL.2017 09:40:51

待測物名稱：Intel® Wireless-AC 9560
待測物型號：9560NGW　　測試項目：峰值發射功率
測試頻道：--　　測試模式：Mode 1: 發射器 802.11n-20BW_Beamforming
6 dB 頻寬：1MHz　　視頻頻寬：3MHz
檢測器：峰值　　環境溫度：21 ℃
測試日期：106 年 07 月 12 日　　環境濕度：53 %

Chain A

Cable loss=1dB		Maximum conducted output power								
Channel No.	Frequency (MHz)	Data Rate (Mbps)								Required Limit
		14.4	28.9	43.3	57.8	86.7	115.6	130	144.4	
		Measurement Level (dBm)								
36	5180	17.99	--	--	--	--	--	--	--	<24dBm
44	5220	19.99	19.94	19.88	19.84	19.79	19.76	19.71	19.66	<24dBm
48	5240	19.95	--	--	--	--	--	--	--	<24dBm
52	5260	20.03	--	--	--	--	--	--	--	<24dBm
60	5300	19.84	19.79	19.72	19.68	19.63	19.59	19.55	19.51	<24dBm
64	5320	18.37	--	--	--	--	--	--	--	<24dBm
100	5500	18.43	--	--	--	--	--	--	--	<24dBm
116	5580	20.13	20.1	20.06	20.01	19.96	19.91	19.87	19.83	<24dBm
140	5700	18.27	--	--	--	--	--	--	--	<24dBm
149	5745	21.87	--	--	--	--	--	--	--	<30dBm
157	5785	21.91	21.88	21.84	21.79	21.75	21.72	21.67	21.62	<30dBm
165	5825	21.94	--	--	--	--	--	--	--	<30dBm

Note: Maximum conducted output power Value =Reading value on average power meter + cable loss

Chain B

Cable loss=1dB		Maximum conducted output power								
Channel No.	Frequency (MHz)	Data Rate (Mbps)								Required Limit
		14.4	28.9	43.3	57.8	86.7	115.6	130	144.4	
		Measurement Level (dBm)								
36	5180	17.83	--	--	--	--	--	--	--	<24dBm
44	5220	19.75	19.71	19.66	19.64	19.58	19.52	19.48	19.43	<24dBm
48	5240	19.72	--	--	--	--	--	--	--	<24dBm
52	5260	19.93	--	--	--	--	--	--	--	<24dBm
60	5300	19.73	19.69	19.64	19.60	19.54	19.51	19.46	19.42	<24dBm
64	5320	18.15	--	--	--	--	--	--	--	<24dBm
100	5500	18.27	--	--	--	--	--	--	--	<24dBm
116	5580	19.92	19.88	19.83	19.79	19.73	19.68	19.64	19.58	<24dBm
140	5700	18.23	--	--	--	--	--	--	--	<24dBm
149	5745	21.89	--	--	--	--	--	--	--	<30dBm
157	5785	21.91	21.87	21.82	21.79	21.73	21.68	21.64	21.59	<30dBm
165	5825	21.96	--	--	--	--	--	--	--	<30dBm

Note: Maximum conducted output power Value =Reading value on average power meter + cable loss

Maximum conducted output power Measurement:

Chain A+ B

Channel Number	Frequency (MHz)	99% Bandwidth (MHz)	Chain A Power (dBm)	Chain B Power (dBm)	Output Power (dBm)	Output Power Limit	
						(dBm)	dBm+10log(BW)
36	5180	--	17.99	17.83	20.92	24	--
44	5220	--	19.99	19.75	22.88	24	--
48	5240	--	19.95	19.72	22.85	24	--
52	5260	19.530	20.03	19.93	22.99	24	23.91
60	5300	19.381	19.84	19.73	22.80	24	23.87
64	5320	19.281	18.37	18.15	21.27	24	23.85
100	5500	19.281	18.43	18.27	21.36	24	23.85
116	5580	19.530	20.13	19.92	23.04	24	23.91
140	5700	19.231	18.27	18.23	21.26	24	23.84
149	5745	--	21.87	21.89	24.89	30	--
157	5785	--	21.91	21.91	24.92	30	--
165	5825	--	21.94	21.96	24.96	30	--

Note:

1. Output Power (dBm) = 10LOG (Chain A Power (mW)+ Chain B Power (mW))
2. 99% Bandwidth is the bandwidth of chain A or chain B whichever is less bandwidth, output power limitation is more stringent.

99% Occupied Bandwidth:

Channel 52: Chain A

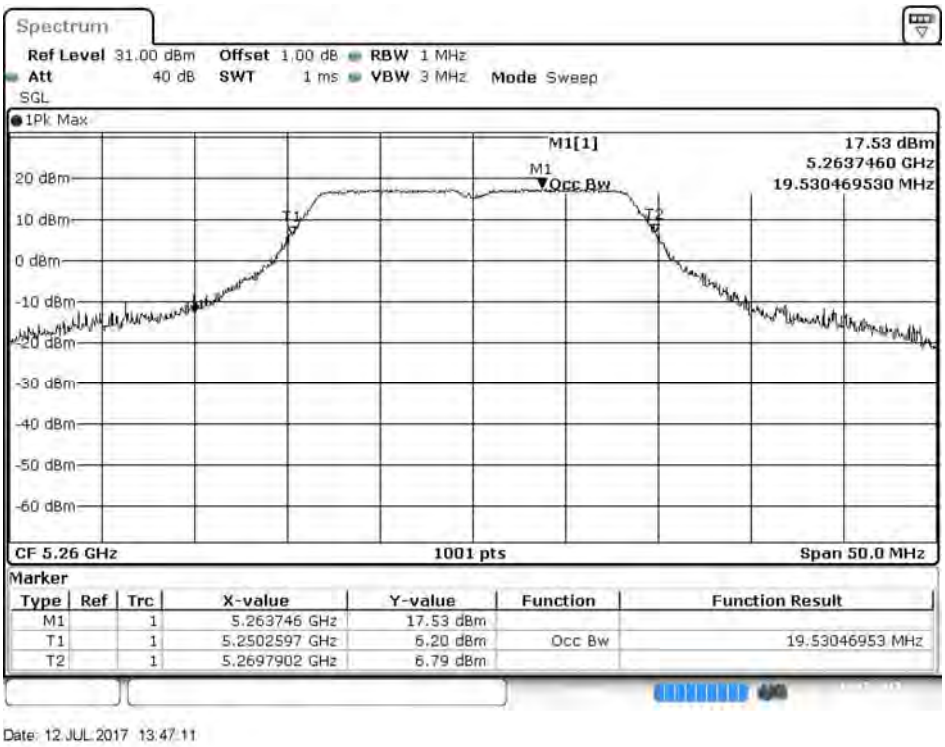

Date: 12.JUL.2017 13:47:11

Channel 52: Chain B

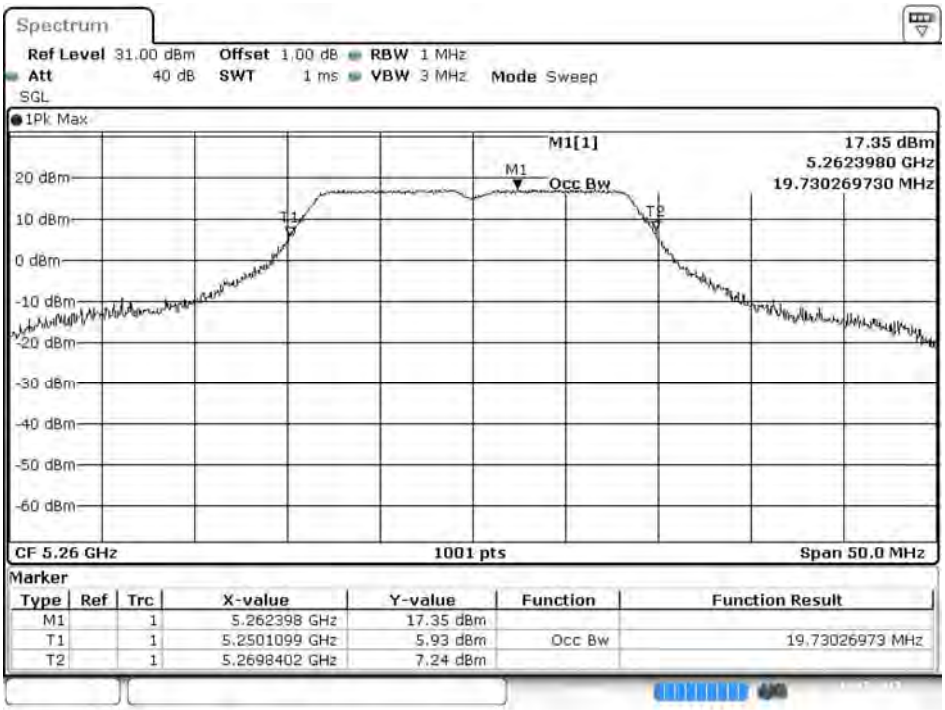

Date: 12.JUL.2017 09:46:51

Channel 60: Chain A

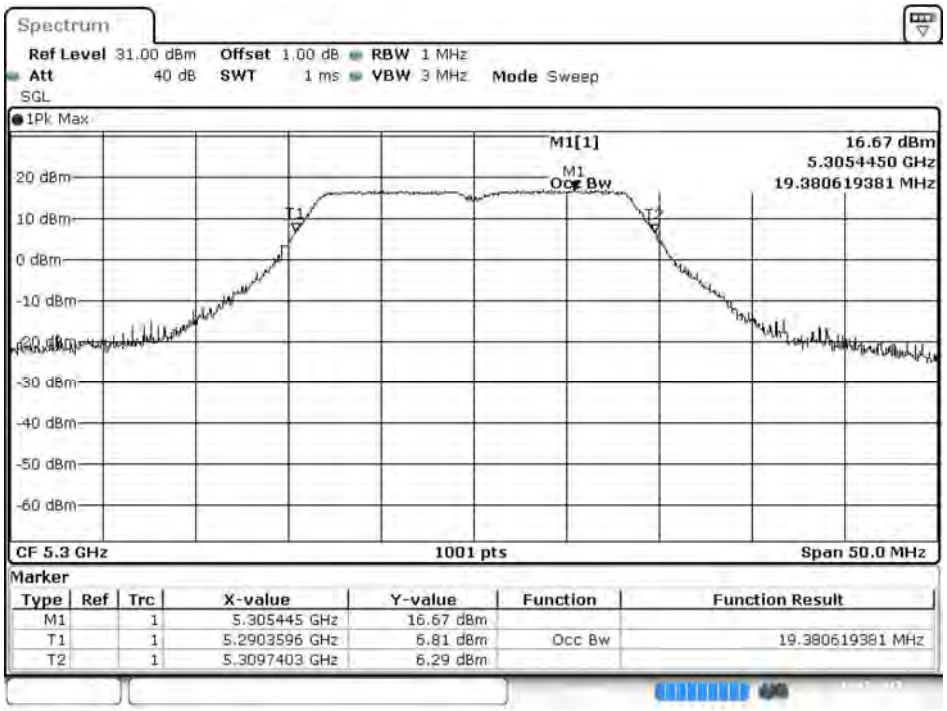

Date: 12.JUL.2017 13:48:24

Channel 60: Chain B

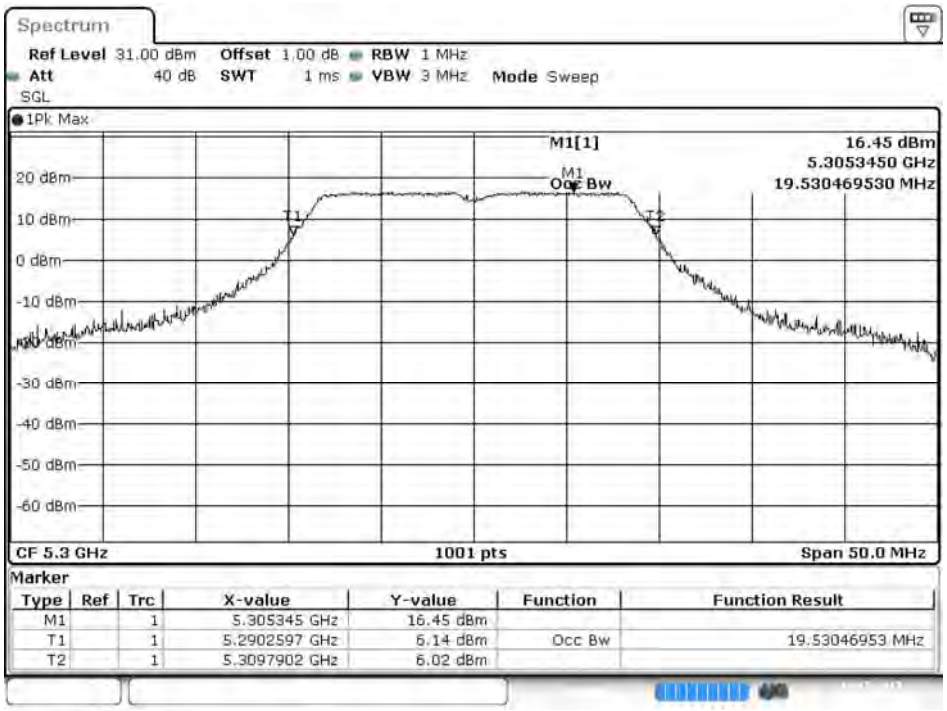

Date: 12.JUL.2017 09:48:04

Channel 64: Chain A

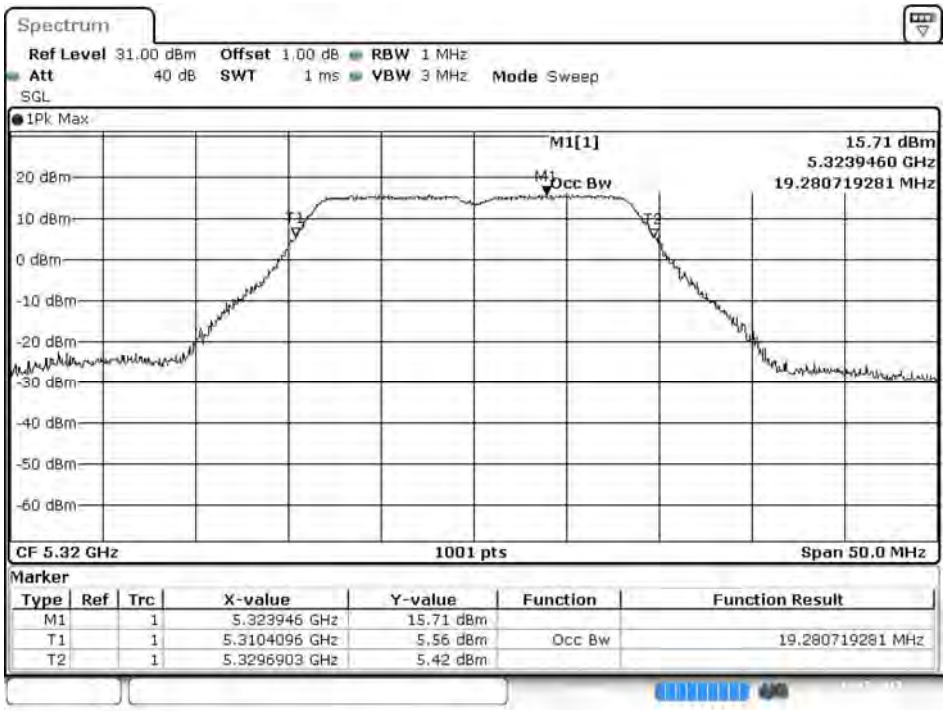

Date: 12.JUL.2017 13:50:11

Channel 64: Chain B

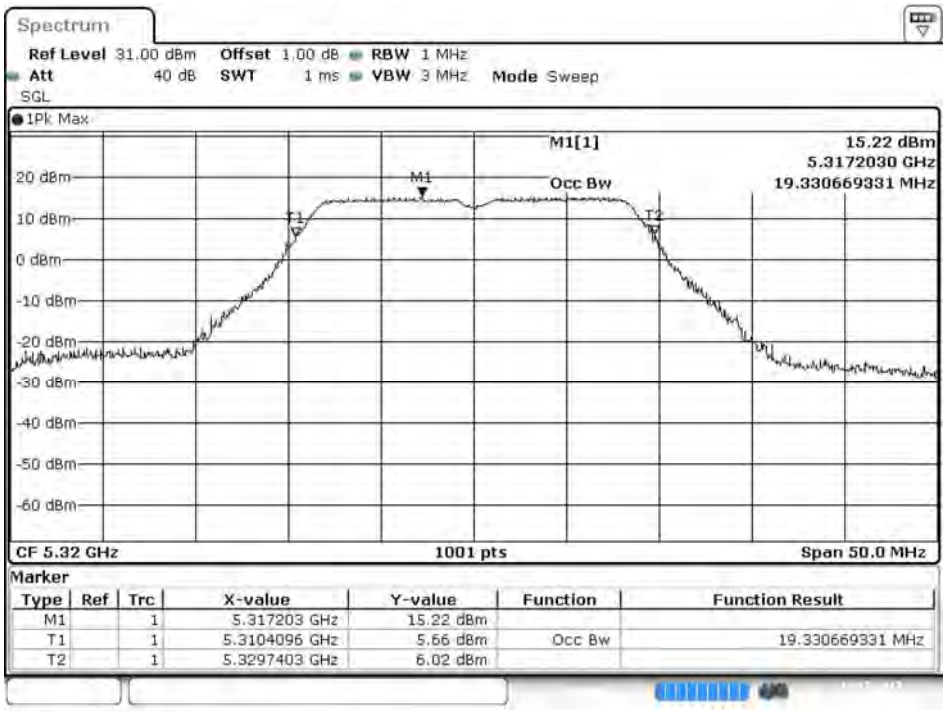

Date: 12.JUL.2017 09:49:51

Channel 100: Chain A

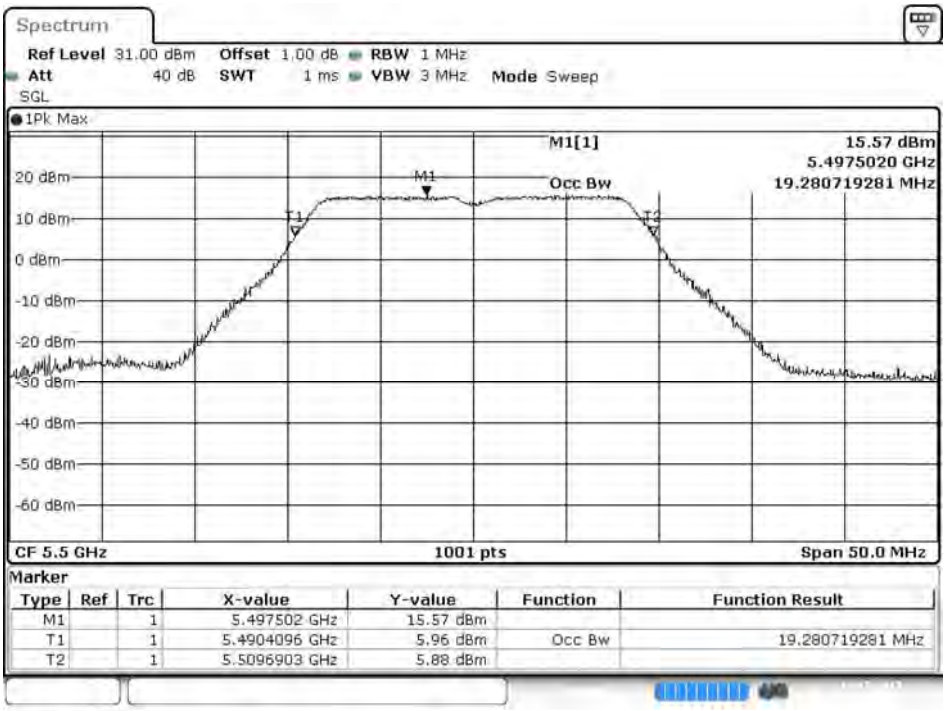

Date: 12.JUL.2017 13:51:22

Channel 100: Chain B

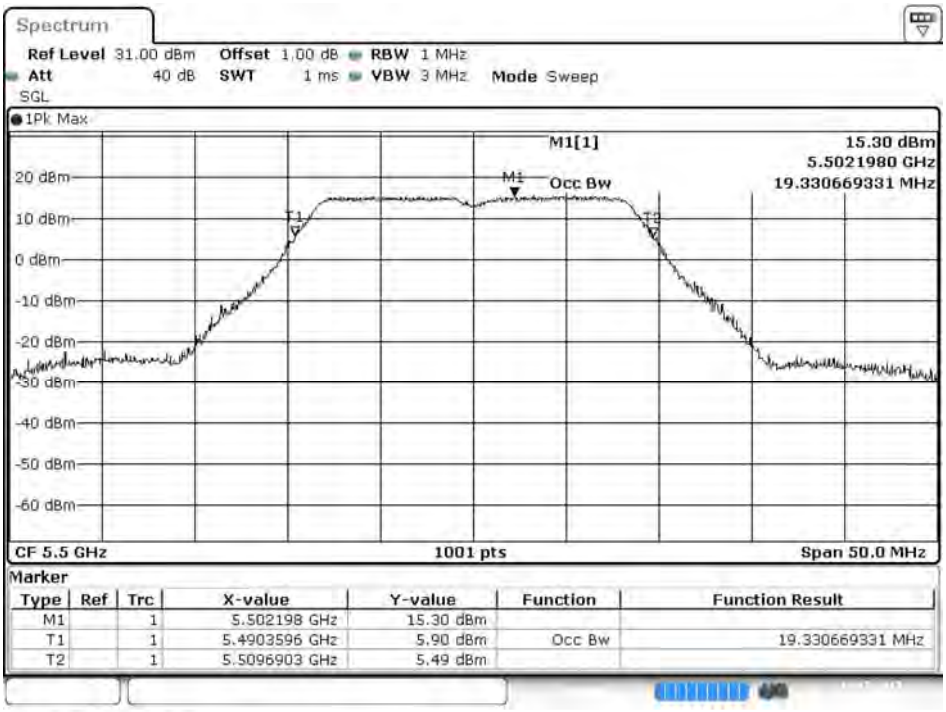

Date: 12.JUL.2017 09:51:02

Channel 116: Chain A

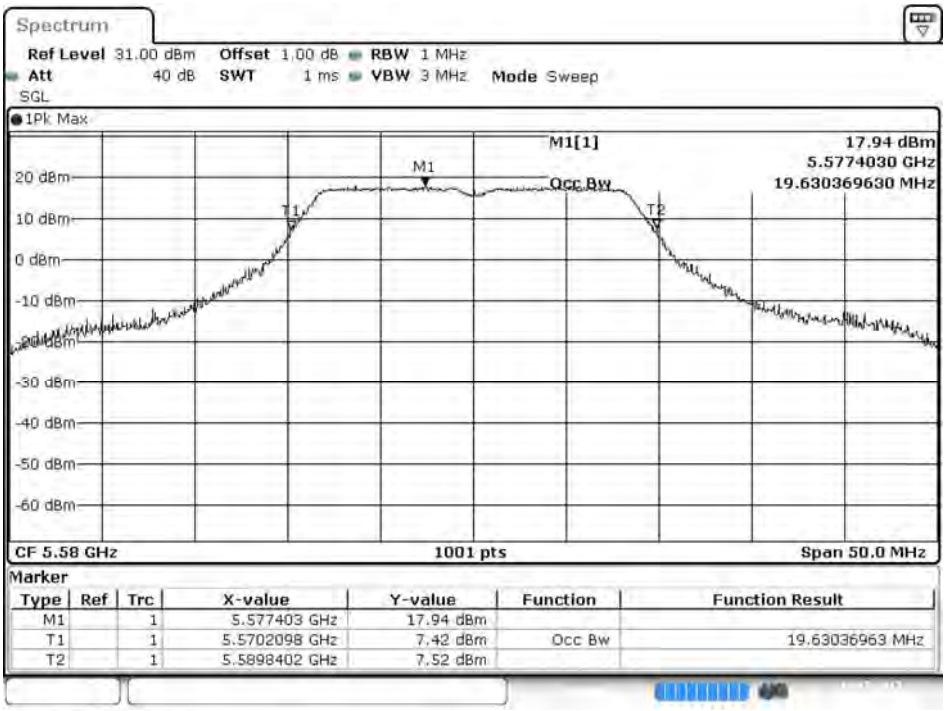

Date: 12.JUL.2017 13:52:41

Channel 116: Chain B

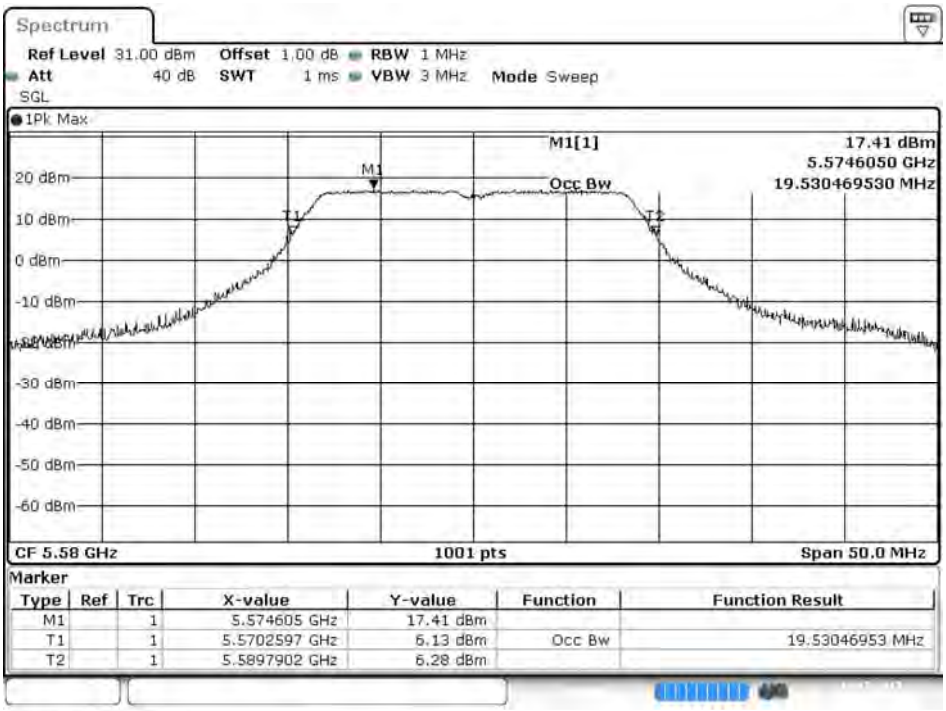

Date: 12.JUL.2017 09:52:21

Channel 140: Chain A

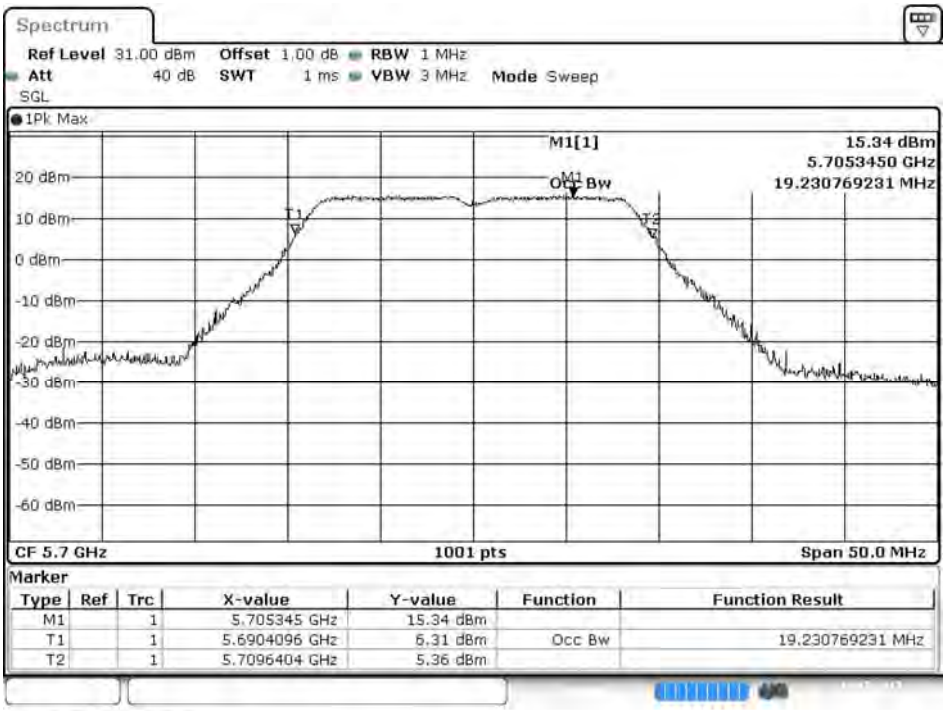

Channel 140: Chain B

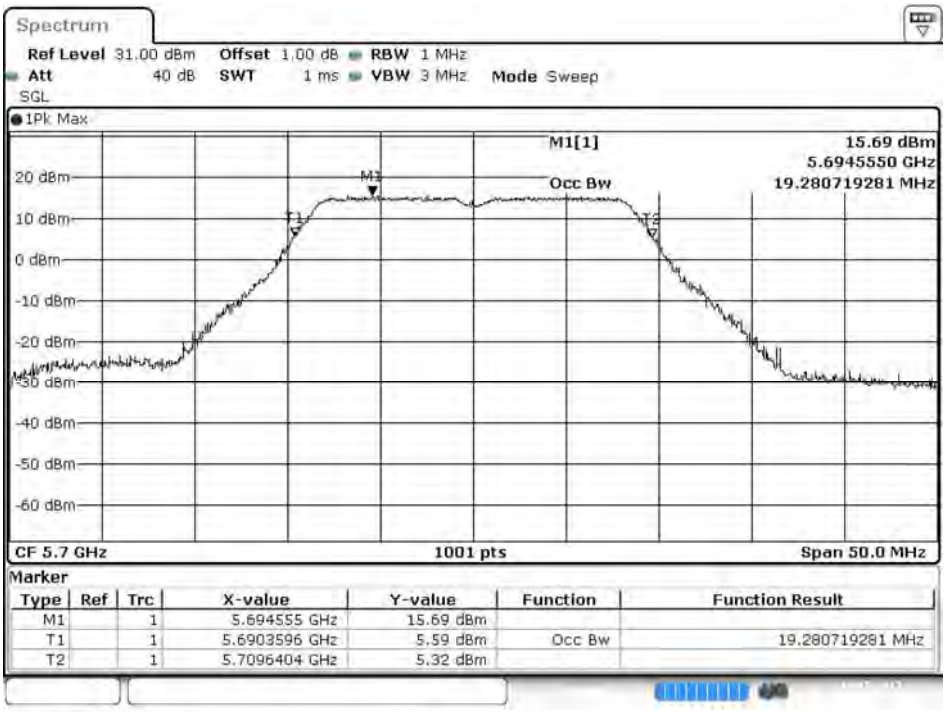

待測物名稱：Intel® Wireless-AC 9560
待測物型號：9560NGW　　測試項目：峰值發射功率
測試頻道：--　　測試模式：Mode 1: 發射器 802.11n-40BW_Beamforming
6 dB 頻寬：1MHz　　視頻頻寬：3MHz
檢測器：峰值　　環境溫度：21 ℃
測試日期：106 年 07 月 12 日　　環境濕度：53 %

Chain A

Cable loss=1dB		Maximum conducted output power								
Channel No.	Frequency (MHz)	Data Rate (Mbps)								Required Limit
		30	60	90	120	180	240	270	300	
		Measurement Level (dBm)								
38	5190	17.52	--	--	--	--	--	--	--	<24dBm
46	5230	20.38	20.32	20.28	20.23	20.19	20.13	20.08	20.04	<24dBm
54	5270	20.44	--	--	--	--	--	--	--	<24dBm
62	5310	16.08	16.02	15.97	15.94	15.89	15.83	15.78	15.72	<24dBm
102	5510	17.76	--	--	--	--	--	--	--	<24dBm
110	5550	20.51	20.47	20.42	20.38	20.32	20.27	20.23	20.18	<24dBm
134	5670	18.34	--	--	--	--	--	--	--	<24dBm
151	5755	20.79	--	--	--	--	--	--	--	<30dBm
159	5795	19.63	19.58	19.53	19.48	19.44	19.38	19.35	19.31	<30dBm

Note: Maximum conducted output power Value =Reading value on average power meter + cable loss

Chain B

Cable loss=1dB		Maximum conducted output power								
Channel No.	Frequency (MHz)	Data Rate (Mbps)								Required Limit
		30	60	90	120	180	240	270	300	
		Measurement Level (dBm)								
38	5190	17.42	--	--	--	--	--	--	--	<24dBm
46	5230	20.46	20.41	20.37	20.31	20.26	20.21	20.18	20.13	<24dBm
54	5270	20.48	--	--	--	--	--	--	--	<24dBm
62	5310	15.95	15.9	15.84	15.79	15.73	15.69	15.66	15.61	<24dBm
102	5510	17.63	--	--	--	--	--	--	--	<24dBm
110	5550	20.41	20.37	20.31	20.28	20.24	20.19	20.16	20.11	<24dBm
134	5670	18.32	--	--	--	--	--	--	--	<24dBm
151	5755	20.79	--	--	--	--	--	--	--	<30dBm
159	5795	19.57	19.52	19.47	19.43	19.38	19.32	19.26	19.22	<30dBm

Note: Maximum conducted output power Value =Reading value on average power meter + cable loss

Maximum conducted output power Measurement:

Chain A+ B

Channel Number	Frequency (MHz)	99% Bandwidth (MHz)	Chain A Power (dBm)	Chain B Power (dBm)	Output Power (dBm)	Output Power Limit	
						(dBm)	dBm+10log(BW)
38	5190	--	17.52	17.42	20.48	24	--
46	5230	--	20.38	20.46	23.43	24	--
54	5270	37.313	20.44	20.48	23.47	24	26.72
62	5310	37.013	16.08	15.95	19.03	24	26.68
102	5510	37.063	17.76	17.63	20.71	24	26.69
110	5550	38.262	20.51	20.41	23.47	24	26.83
134	5670	37.063	18.34	18.32	21.34	24	26.69
151	5755	--	20.79	20.79	23.80	30	--
159	5795	--	19.63	19.57	22.61	30	--

Note:

1. Output Power (dBm) = 10LOG (Chain A Power (mW)+ Chain B Power (mW))
2. 99% Bandwidth is the bandwidth of chain A or chain B whichever is less bandwidth, output power limitation is more stringent.

99% Occupied Bandwidth:

Channel 54: Chain A

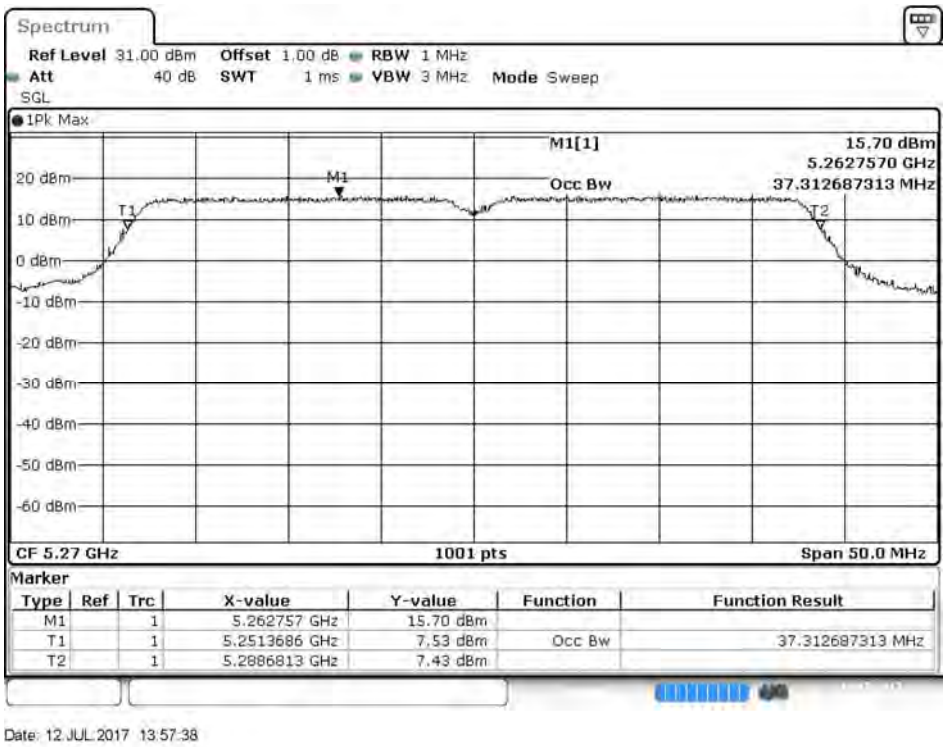

Channel 54: Chain B

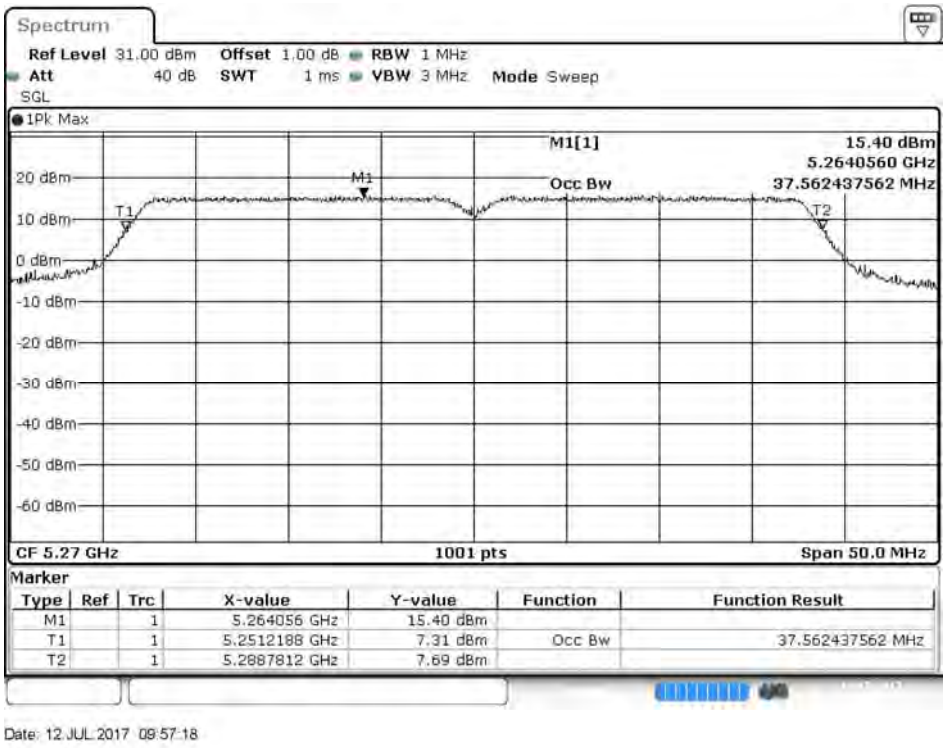

Channel 62: Chain A

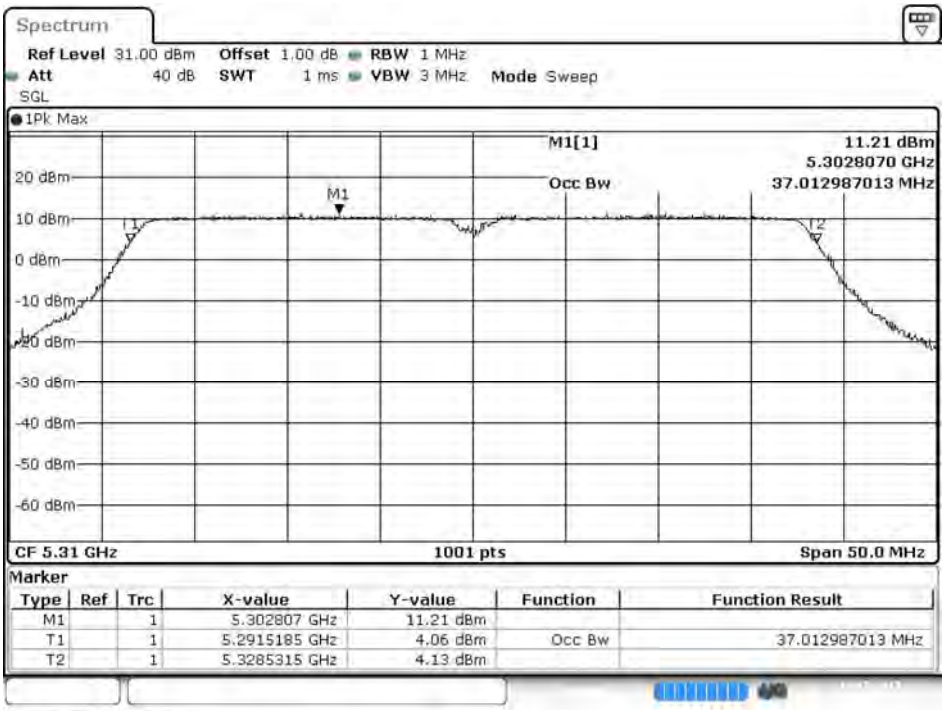

Date: 12.JUL.2017 13:59:02

Channel 62: Chain B

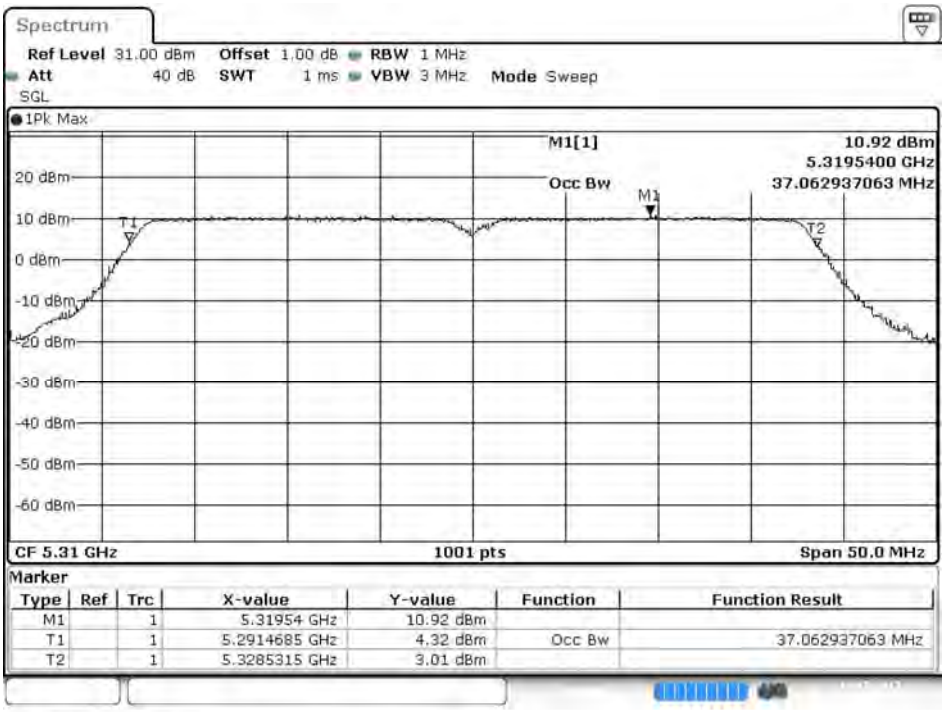

Date: 12.JUL.2017 09:58:42

Channel 102: Chain A

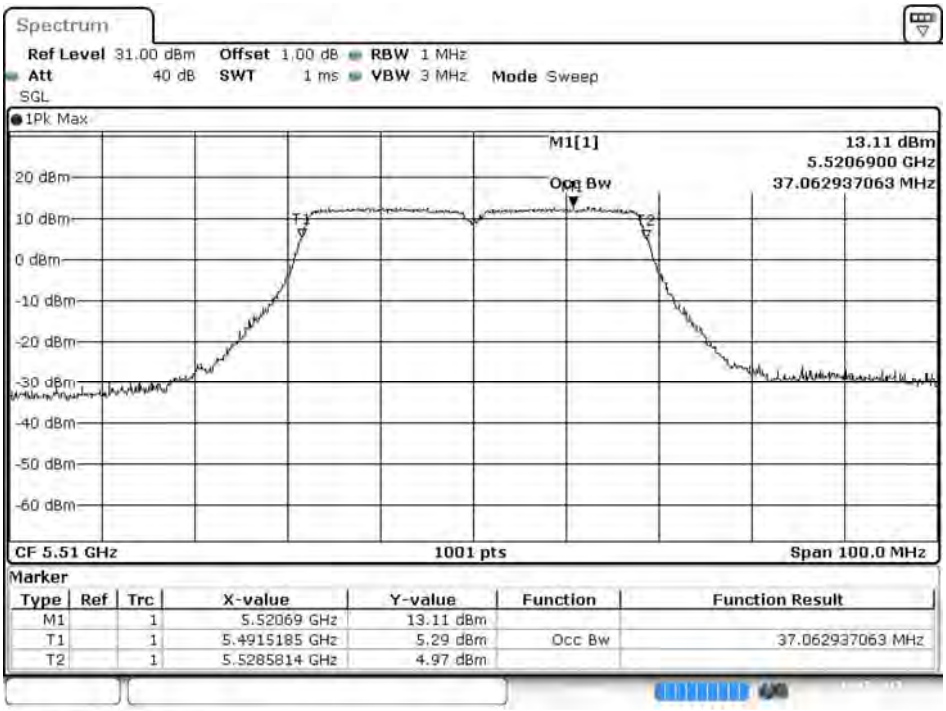

Date: 12.JUL.2017 14:05:01

Channel 102: Chain B

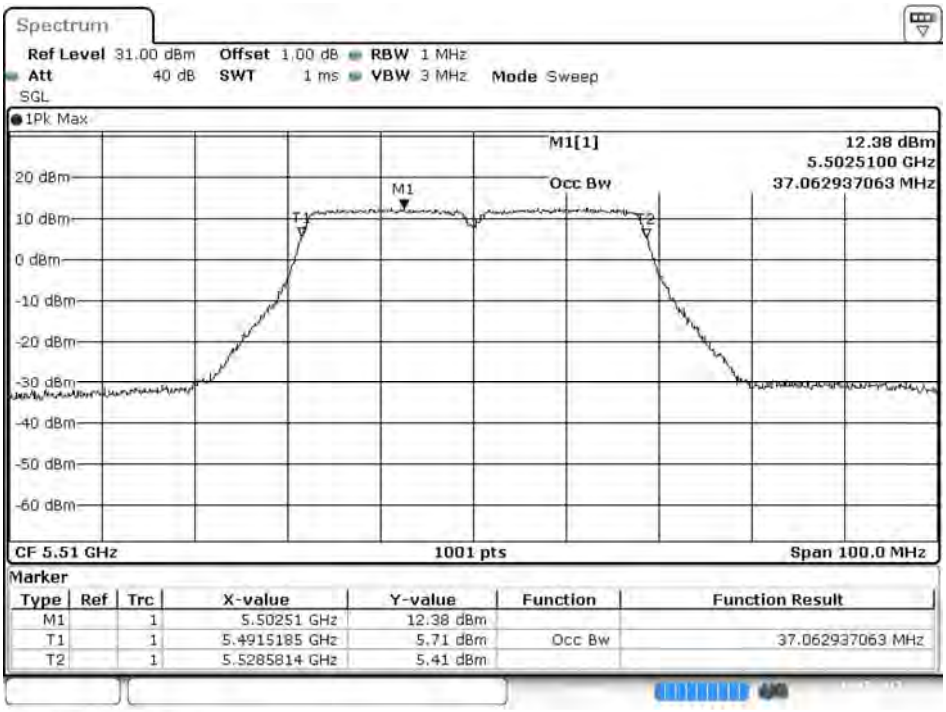

Date: 12.JUL.2017 10:04:41

Channel 110: Chain A

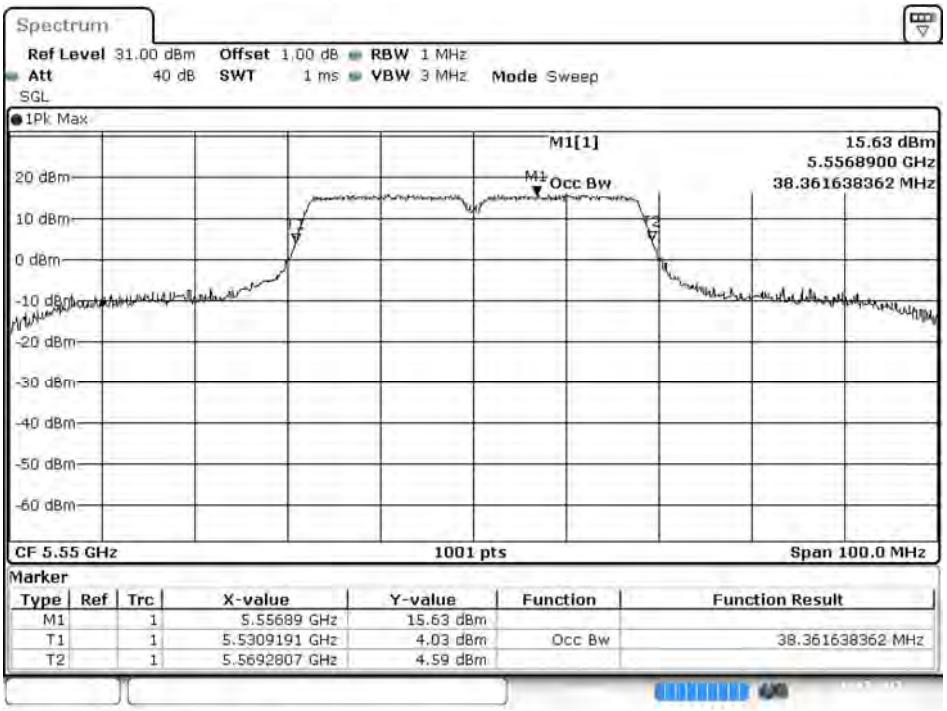

Date: 12.JUL.2017 14:16:28

Channel 110: Chain B

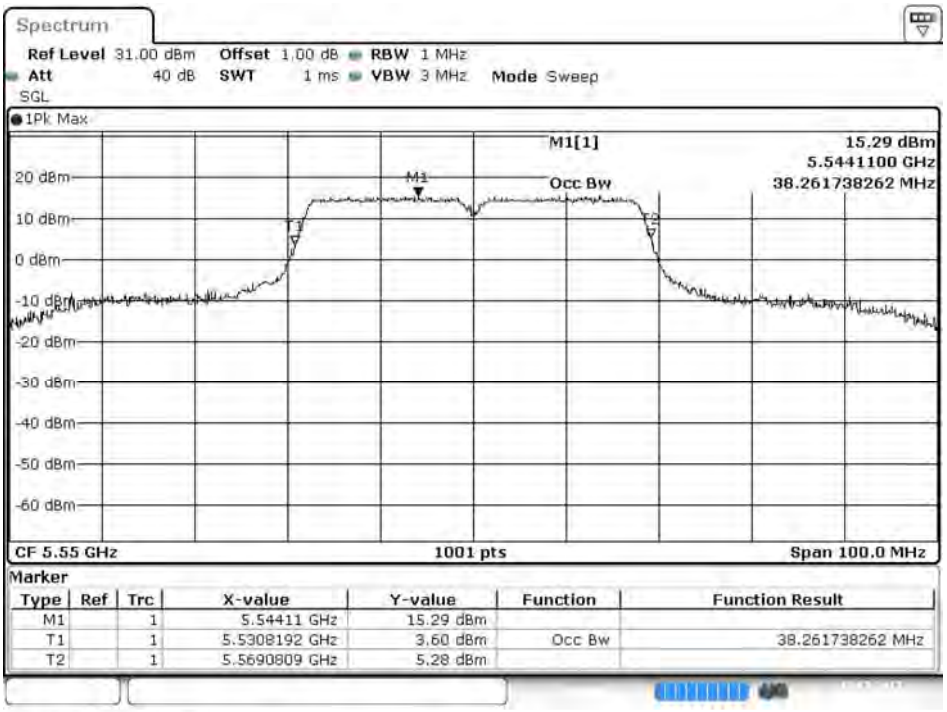

Date: 12.JUL.2017 10:16:08

Channel 134: Chain A

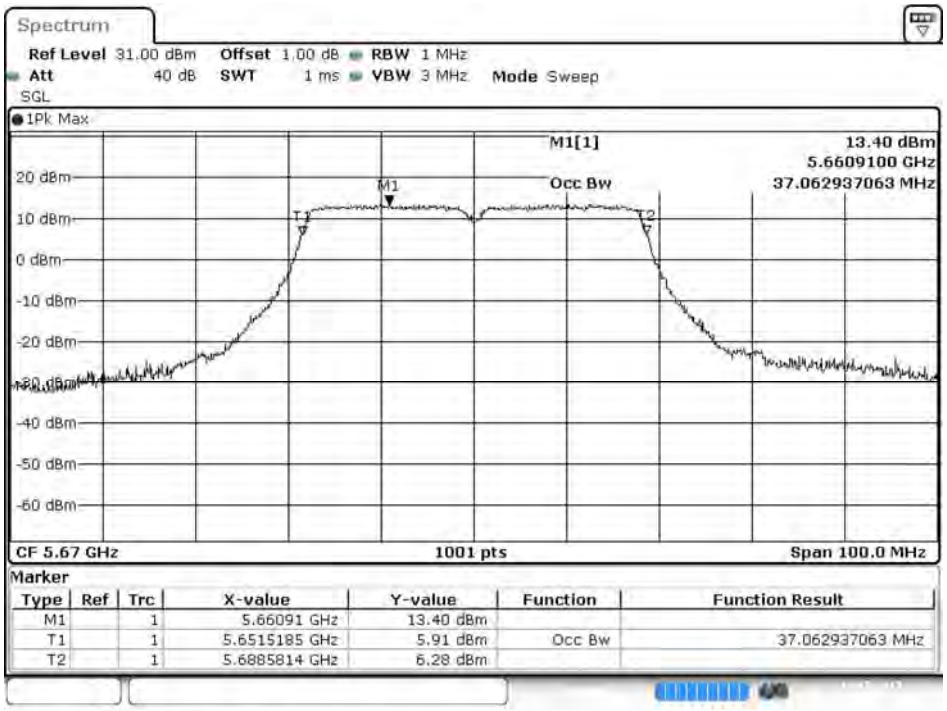

Channel 134: Chain B

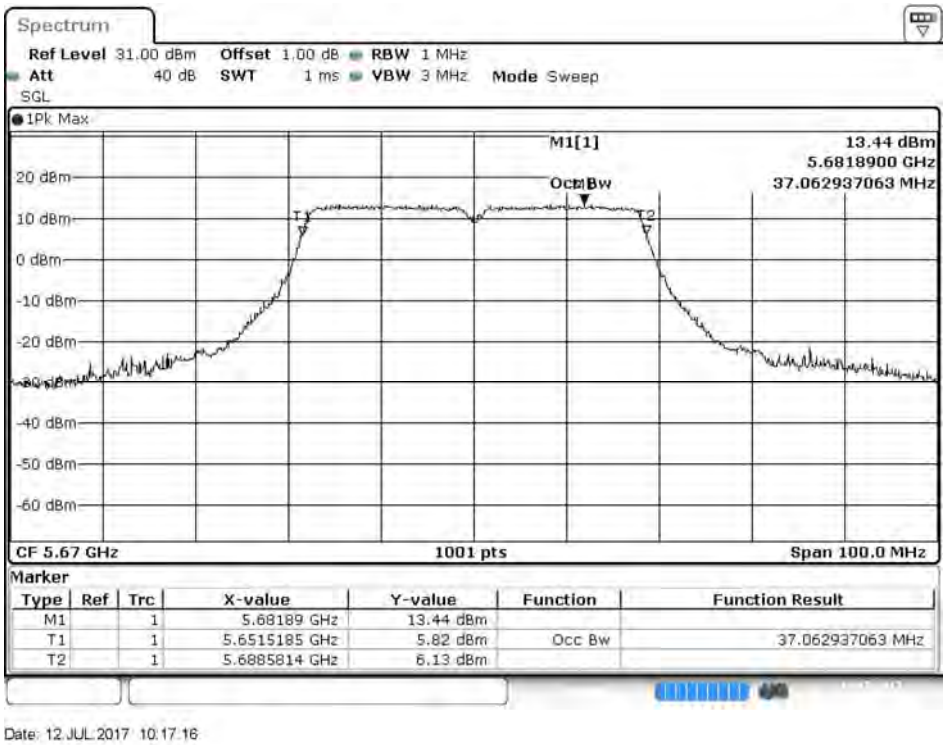

待測物名稱：Intel® Wireless-AC 9560
待測物型號：9560NGW　　測試項目：峰值發射功率
測試頻道：--　　測試模式：Mode 1: 發射器 802.11ac-20BW_Beamforming
6 dB 頻寬：1MHz　　視頻頻寬：3MHz
檢測器：峰值　　環境溫度：21 ℃
測試日期：106 年 07 月 12 日　　環境濕度：53 %

Chain A

Cable loss=1dB		Maximum conducted output power								
Channel No.	Frequency (MHz)	Data Rate (Mbps)								Required Limit
		HT0	HT1	HT2	HT3	HT4	HT5	HT6	HT7	
		Measurement Level (dBm)								
144 (Band3)	5720	18.65	18.53	18.41	18.35	18.24	18.12	18.06	17.96	<24dBm
144 (Band4)	5720	11.16	11.04	10.98	10.84	10.72	10.68	10.52	10.43	<30dBm

Note: Maximum conducted output power Value =Reading value on Spectrum Analyzer + cable loss

Chain B

Cable loss=1dB		Maximum conducted output power								
Channel No.	Frequency (MHz)	Data Rate (Mbps)								Required Limit
		HT0	HT1	HT2	HT3	HT4	HT5	HT6	HT7	
		Measurement Level (dBm)								
144 (Band3)	5720	18.51	18.46	18.33	18.24	18.19	18.02	17.94	17.85	<24dBm
144 (Band4)	5720	11.64	11.52	11.43	11.35	11.27	11.11	11.06	10.98	<30dBm

Note: Maximum conducted output power Value =Reading value on Spectrum Analyzer + cable loss

Maximum conducted output power Measurement:

Chain A+ B

Channel No	Frequency Range	99% Bandwidth	Chain A Power	Chain B Power	Output Power	Output Power Limit		Result
	(MHz)	(MHz)	(dBm)	(dBm)	(dBm)	(dBm)	dBm+10log(BW)	
144(Band3)	5720	14.940	18.650	18.510	21.59	24	22.74	Pass
144(Band4)	5720	--	11.160	11.640	14.42	30	--	Pass

Note:
1. Output Power (dBm) = 10LOG (Chain A Power (mW)+ Chain B Power (mW))
2. 99% Bandwidth is the bandwidth of chain A or chain B whichever is less bandwidth, output power limitation is more stringent.

99% Occupied Bandwidth:

Channel 144: Chain A

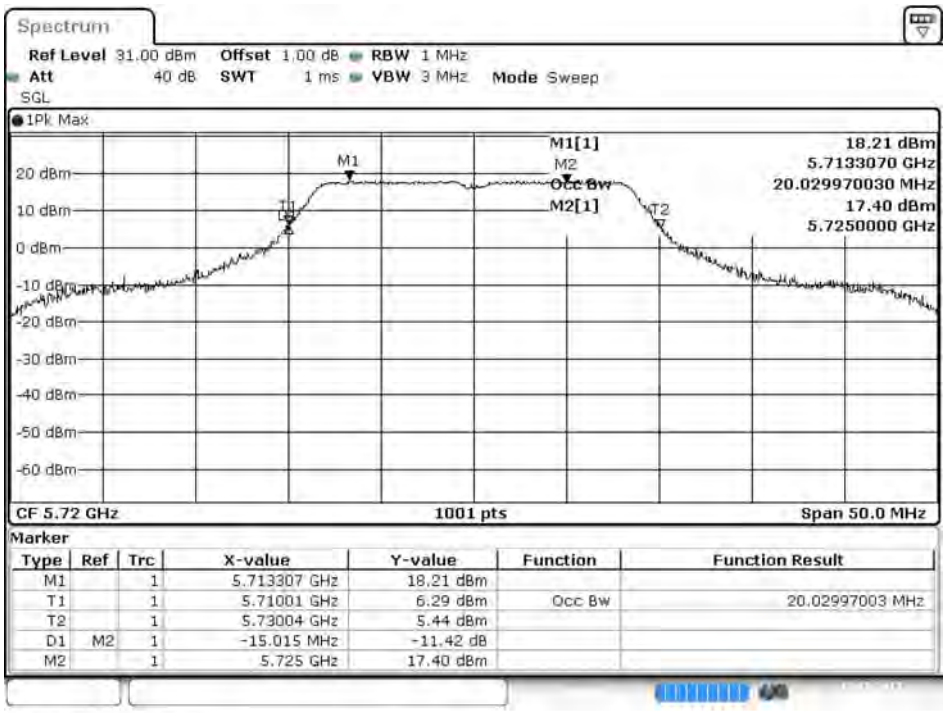

Date: 12.JUL.2017 15:08:28

Channel 144: Chain B

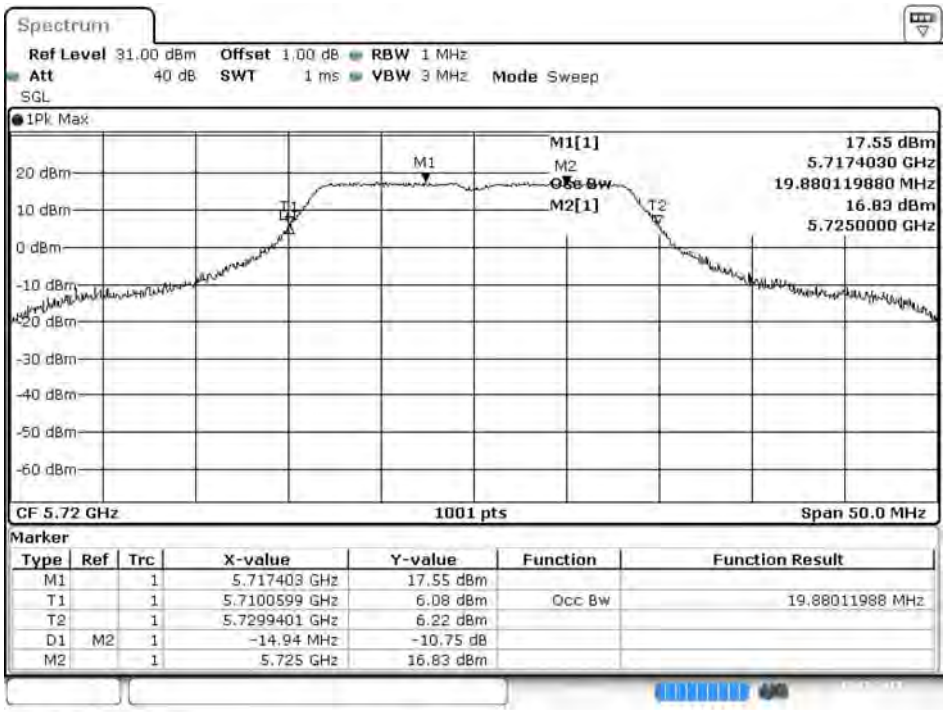

Date: 12.JUL.2017 11:08:08

Maximum conducted output power:

Channel 144 (Band3) (Chain A)

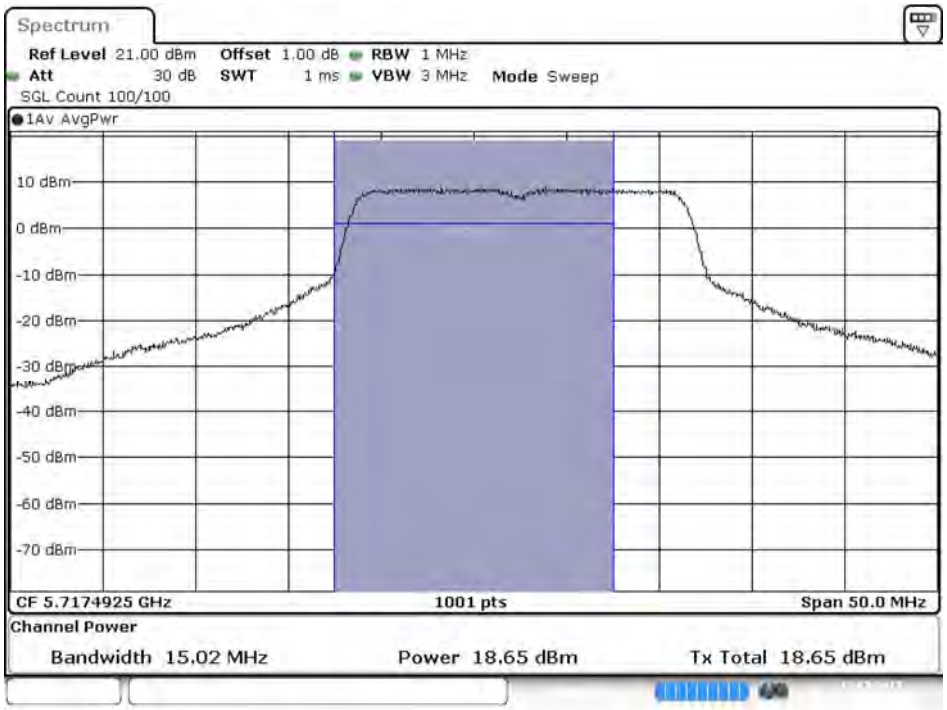

Date: 12.JUL.2017 15:09:30

Channel 144 (Band4) (Chain A)

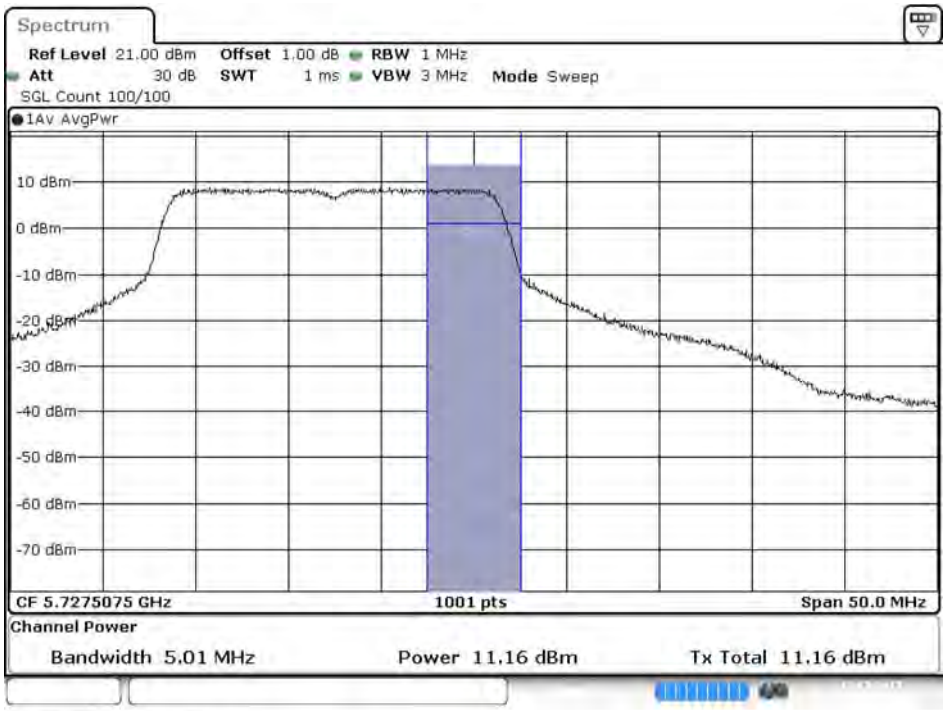

Date: 12.JUL.2017 15:09:53

Channel 144 (Band3) (Chain B)

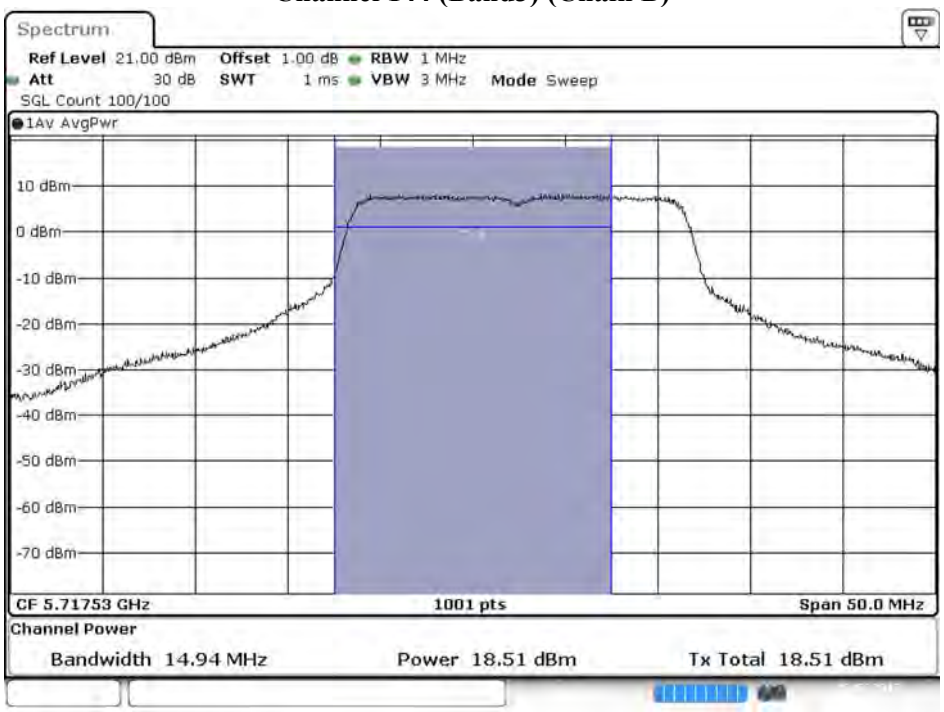

Date: 12.JUL.2017 11:09:43

Channel 144 (Band4) (Chain B)

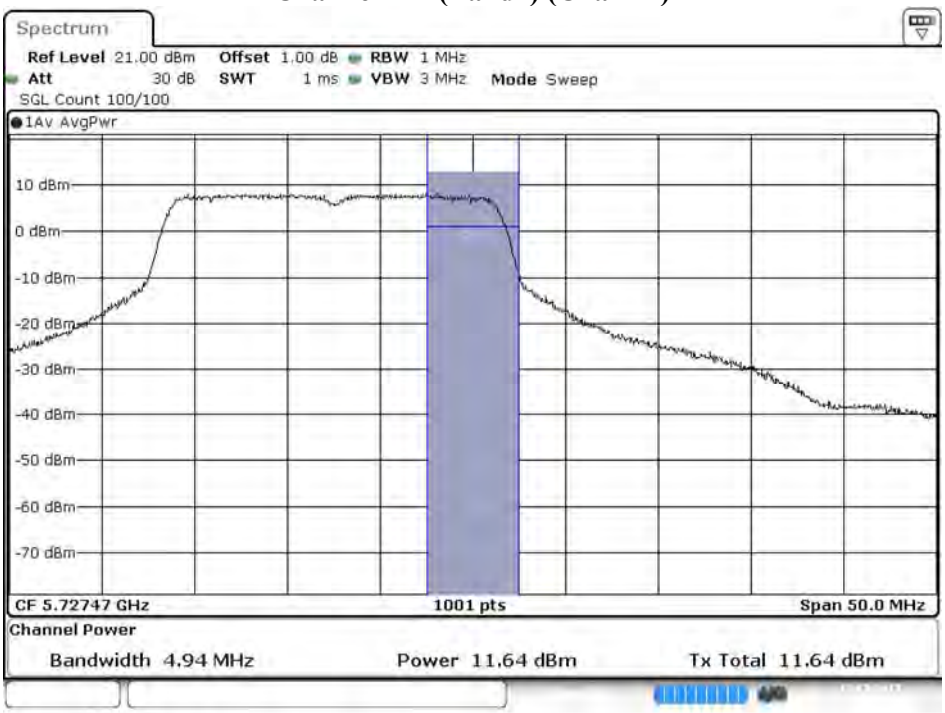

Date: 12.JUL.2017 11:10:06

待測物名稱：Intel® Wireless-AC 9560
待測物型號：9560NGW　　測 試 項 目 ：峰值發射功率
測 試 頻 道 ：--　　測 試 模 式 ：Mode 1: 發射器 802.11ac-40BW_Beamforming
6 dB 頻寬：1MHz　　視 頻 頻 寬 ：3MHz
檢 測 器 ：峰值　　環 境 溫 度 ：21 ℃
測 試 日 期 ：106 年 07 月 12 日　　環 境 濕 度 ：53 %

Chain A

Cable loss=1dB		Maximum conducted output power								
Channel No	Frequency (MHz)	Data Rate (Mbps)								Required Limit
		HT0	HT1	HT2	HT3	HT4	HT5	HT6	HT7	
142F(Band3)	5710	20.60	20.54	20.41	20.36	20.27	20.11	20.09	19.93	<24dBm
142F(Band4)	5710	10.77	10.65	10.58	10.42	10.38	10.21	10.15	10.04	<30dBm

Note: Maximum conducted output power Value =Reading value on Spectrum Analyzer + cable loss

Chain B

Cable loss=1dB		Maximum conducted output power								
Channel No	Frequency (MHz)	Data Rate (Mbps)								Required Limit
		HT0	HT1	HT2	HT3	HT4	HT5	HT6	HT7	
142F(Band3)	5710	20.54	20.47	20.36	20.29	20.14	20.08	19.97	19.85	<24dBm
142F(Band4)	5710	10.13	10.09	9.95	9.84	9.73	9.68	9.51	9.46	<30dBm

Note: Maximum conducted output power Value =Reading value on Spectrum Analyzer + cable loss

Maximum conducted output power Measurement:

Chain A+ B

Channel No	Frequency Range	99% Bandwidth	Chain A Power	Chain B Power	Output Power	Output Power Limit		Result
	(MHz)	(MHz)	(dBm)	(dBm)	(dBm)	(dBm)	dBm+10log(BW)	
142F(Band3)	5710	44.121	20.600	20.540	23.58	24	27.45	Pass
142F(Band4)	5710	--	10.770	10.130	13.47	30	--	Pass

Note:

1. Output Power (dBm) = 10LOG (Chain A Power (mW)+ Chain B Power (mW))
2. 99% Bandwidth is the bandwidth of chain A or chain B whichever is less bandwidth, output power limitation is more stringent.

99% Occupied Bandwidth:

Channel 142: Chain A

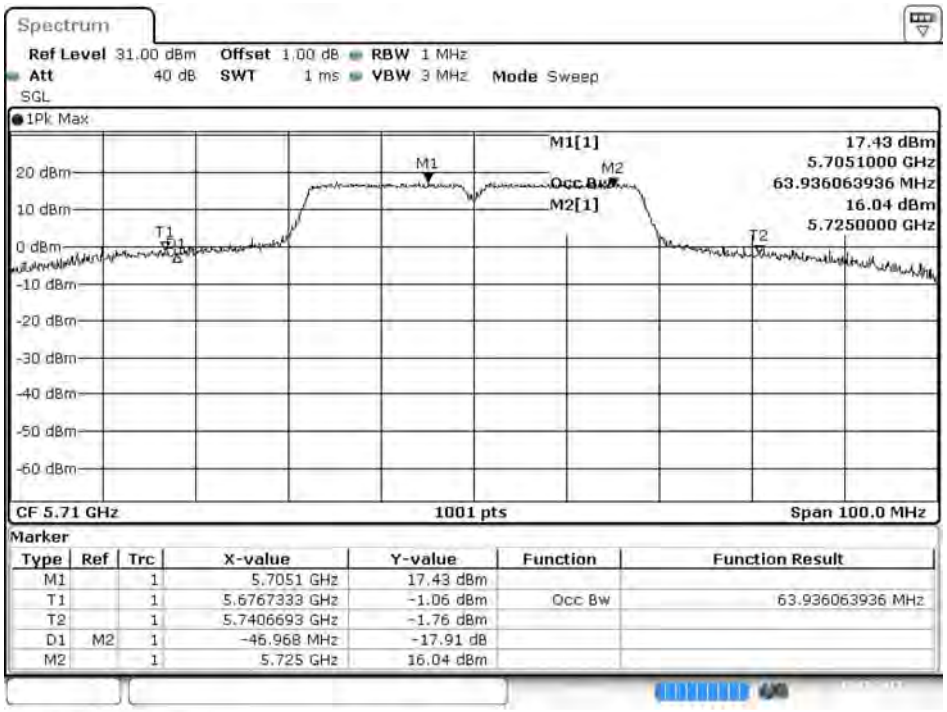

Date: 12.JUL.2017 15:26:09

Channel 142: Chain B

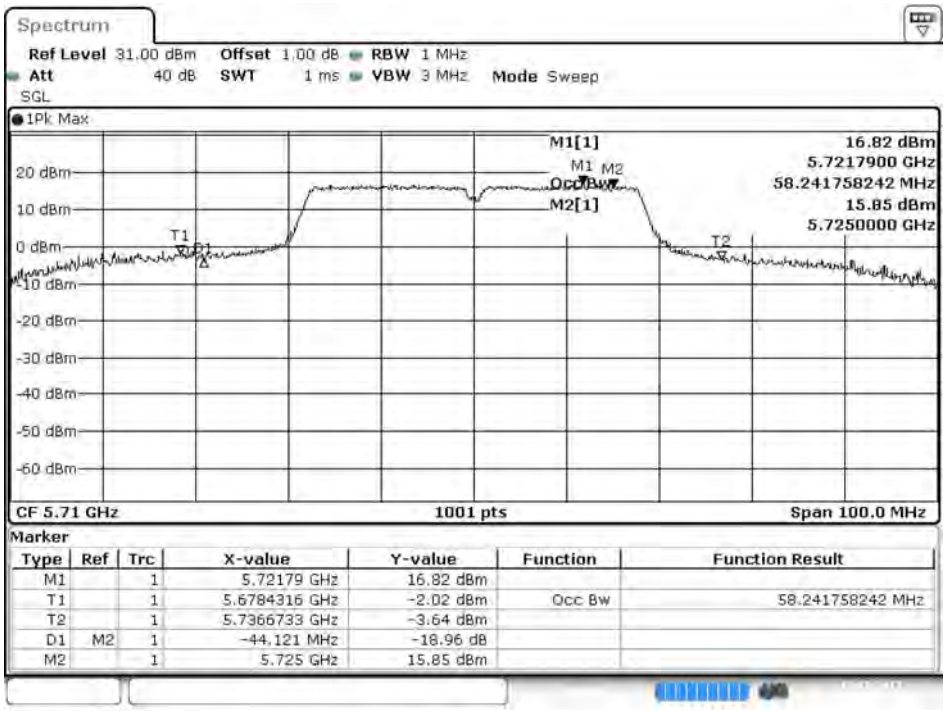

Date: 12.JUL.2017 11:25:46

Maximum conducted output power:

Channel 142 (Band3) (Chain A)

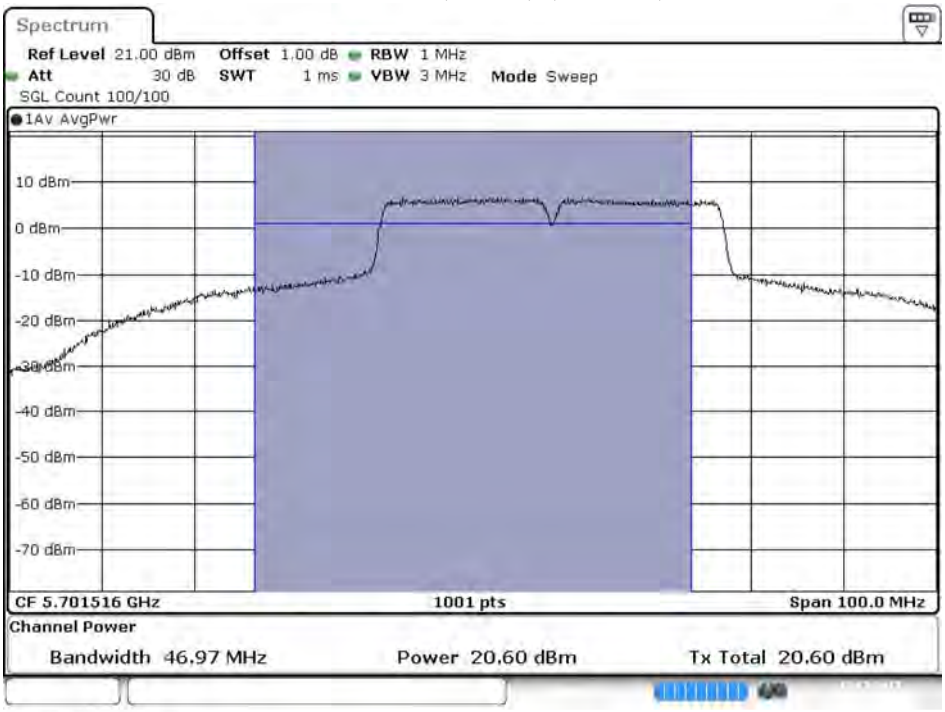

Date: 12.JUL.2017 15:27:10

Channel 142 (Band4) (Chain A)

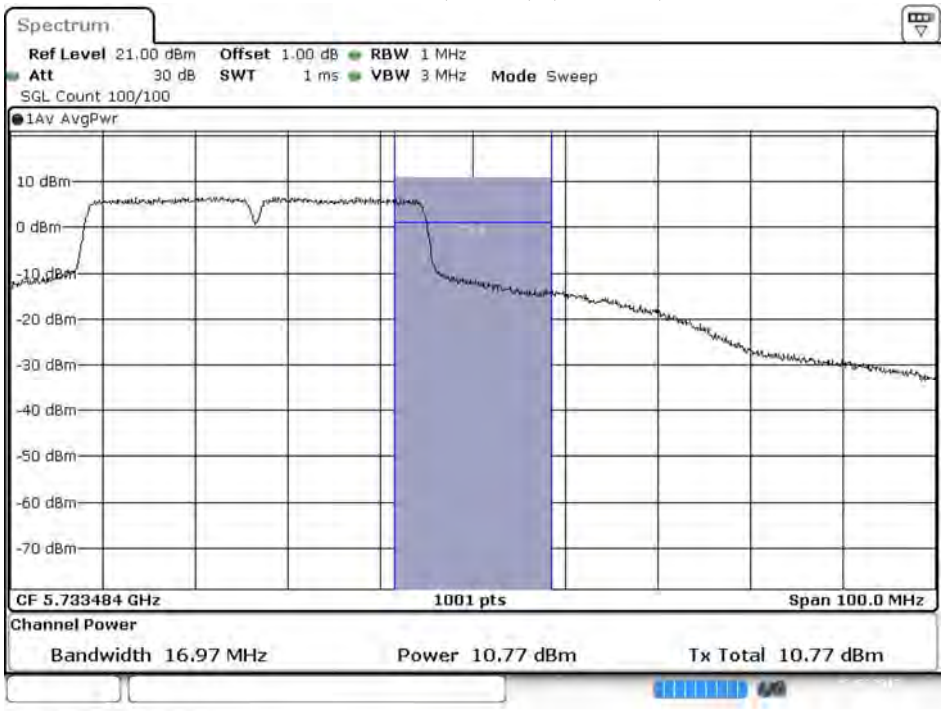

Date: 12.JUL.2017 15:27:33

Channel 142 (Band3) (Chain B)

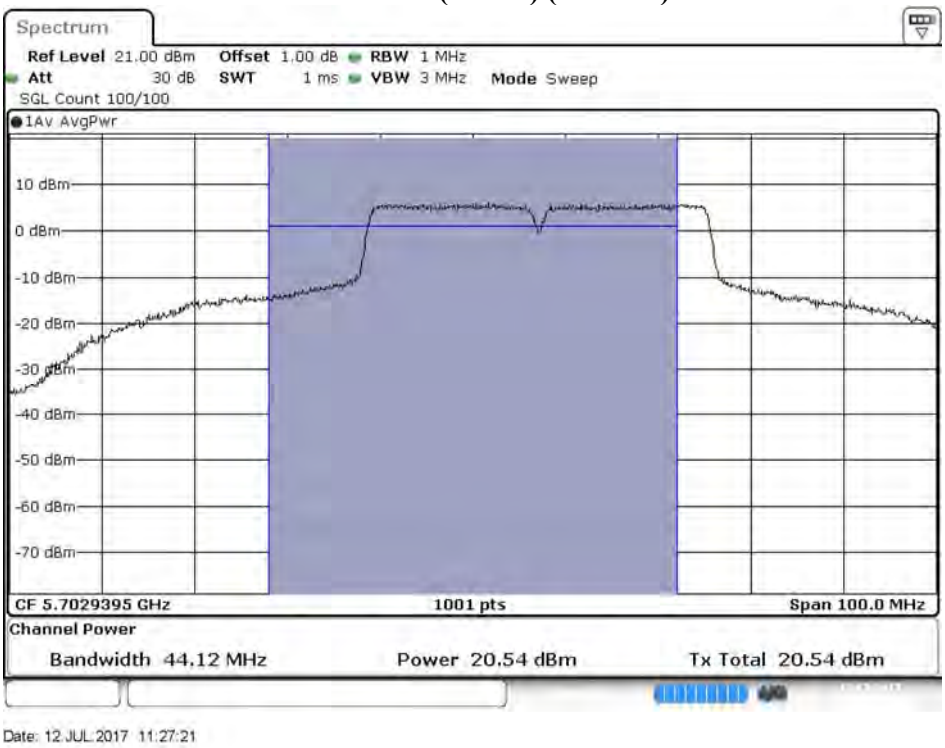

Date: 12.JUL.2017 11:27:21

Channel 142 (Band4) (Chain B)

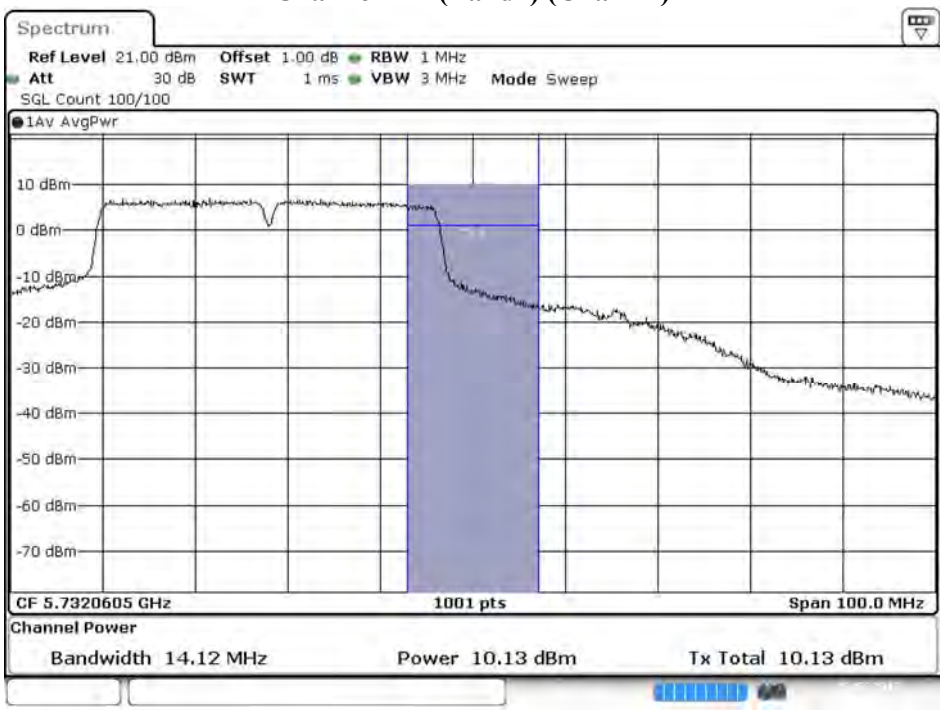

Date: 12.JUL.2017 11:27:44

待測物名稱：Intel® Wireless-AC 9560
待測物型號：9560NGW　　測試項目：峰值發射功率
測試頻道：--　　測試模式：Mode 1: 發射器 802.11ac-80BW_Beamforming
6 dB 頻寬：1MHz　　視頻頻寬：3MHz
檢測器：峰值　　環境溫度：21 ℃
測試日期：106 年 07 月 12 日　　環境濕度：53 %

Chain A

Cable loss=1dB		Maximum conducted output power										
Channel No	Frequency (MHz)	Data Rate (Mbps)										Required Limit
		VTH0	VTH1	VTH2	VTH3	VTH4	VTH5	VTH6	VTH7	VTH8	VTH9	
42	5210	16.20	16.17	16.03	15.92	15.83	15.74	15.61	15.58	15.43	15.36	<24dBm
58	5290	17.17	17.05	16.94	16.85	16.78	16.63	16.54	16.42	16.38	16.29	<24dBm
106	5530	16.21	--	--	--	--	--	--	--	--	--	<24dBm
122	5610	20.73	20.69	20.54	20.49	20.31	20.27	20.16	20.07	19.91	19.85	<24dBm
138(Band3)	5690	20.70	--	--	--	--	--	--	--	--	--	<24dBm
138(Band4)	5690	5.25	--	--	--	--	--	--	--	--	--	<30dBm
155	5775	16.62	16.57	16.42	16.38	16.28	16.19	16.11	16.02	15.93	15.85	<30dBm

Note: Maximum conducted output power Value =Reading value on Spectrum Analyzer + cable loss

Chain B

Cable loss=1dB		Maximum conducted output power										
Channel No	Frequency (MHz)	Data Rate (Mbps)										Required Limit
		VTH0	VTH1	VTH2	VTH3	VTH4	VTH5	VTH6	VTH7	VTH8	VTH9	
42	5210	16.23	16.19	16.04	15.97	15.83	15.79	15.63	15.52	15.46	15.39	<24dBm
58	5290	17.39	17.28	17.13	17.08	16.94	16.83	16.78	16.64	16.59	16.42	<24dBm
106	5530	16.14	--	--	--	--	--	--	--	--	--	<24dBm
122	5610	20.75	20.63	20.54	20.43	20.38	20.26	20.17	20.08	19.98	19.89	<24dBm
138(Band3)	5690	20.71	--	--	--	--	--	--	--	--	--	<24dBm
138(Band4)	5690	6.52	--	--	--	--	--	--	--	--	--	<30dBm
155	5775	16.73	16.68	16.54	16.42	16.37	16.25	16.16	16.06	15.96	15.86	<30dBm

Note: Maximum conducted output power Value =Reading value on Spectrum Analyzer + cable loss

Maximum conducted output power Measurement
Chain A+ B

Channel No	Frequency Range	99% Bandwidth	Chain A Power	Chain B Power	Output Power	Output Power Limit		Result
	(MHz)	(MHz)	(dBm)	(dBm)	(dBm)	(dBm)	dBm+10log(BW)	
42	5210	--	16.200	16.230	19.23	24	--	Pass
58	5290	75.325	17.170	17.390	20.29	24	29.77	Pass
106	5530	75.325	16.210	16.140	19.19	24	29.77	Pass
122	5610	85.914	20.730	20.750	23.75	24	30.34	Pass
138(Band3)	5690	77.658	20.700	20.710	23.72	24	29.90	Pass
138(Band4)	5690	--	5.250	6.520	8.94	30	--	Pass
155	5775	--	16.620	16.730	19.69	30	--	Pass

Note:

1. Output Power (dBm) = 10LOG (Chain A Power (mW)+ Chain B Power (mW))
2. 99% Bandwidth is the bandwidth of chain A or chain B whichever is less bandwidth, output power limitation is more stringent.

99% Occupied Bandwidth:

Channel 42 – Chain A

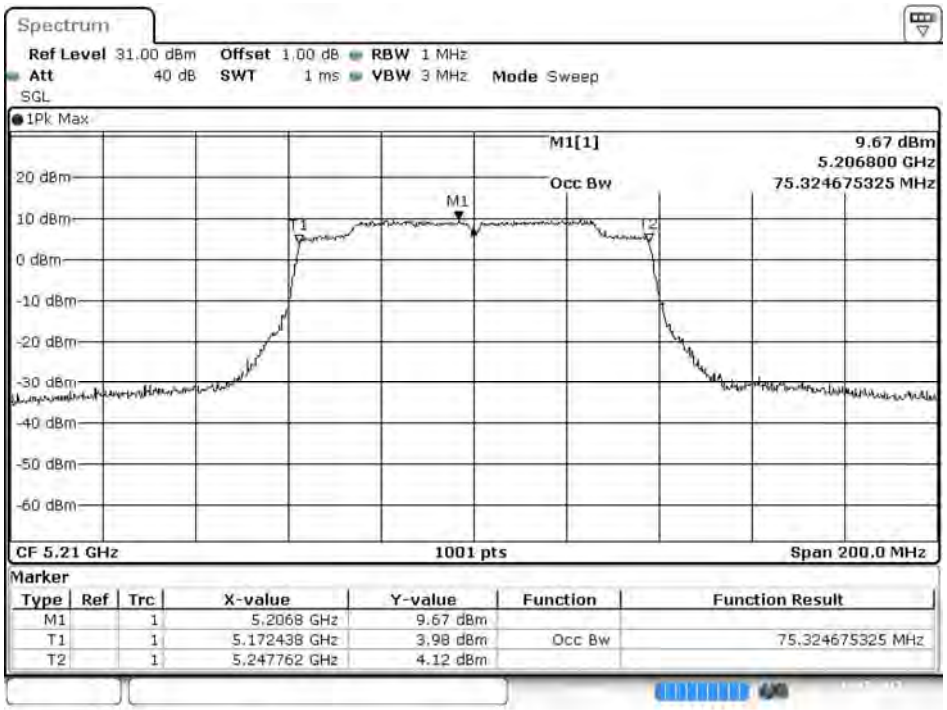

Channel 58: Chain A

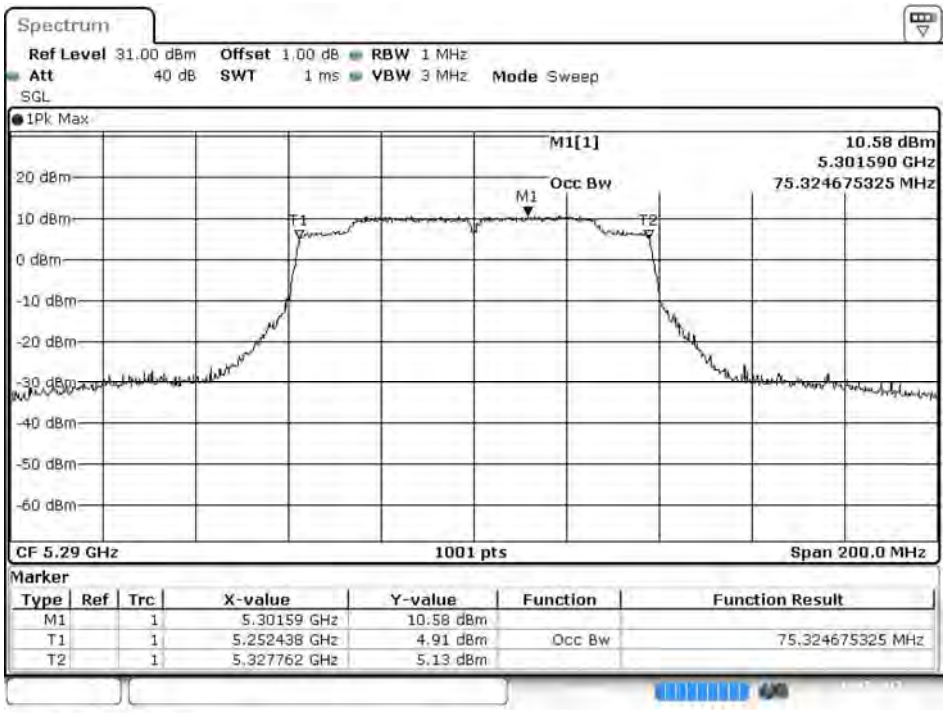

Channel 106: Chain A

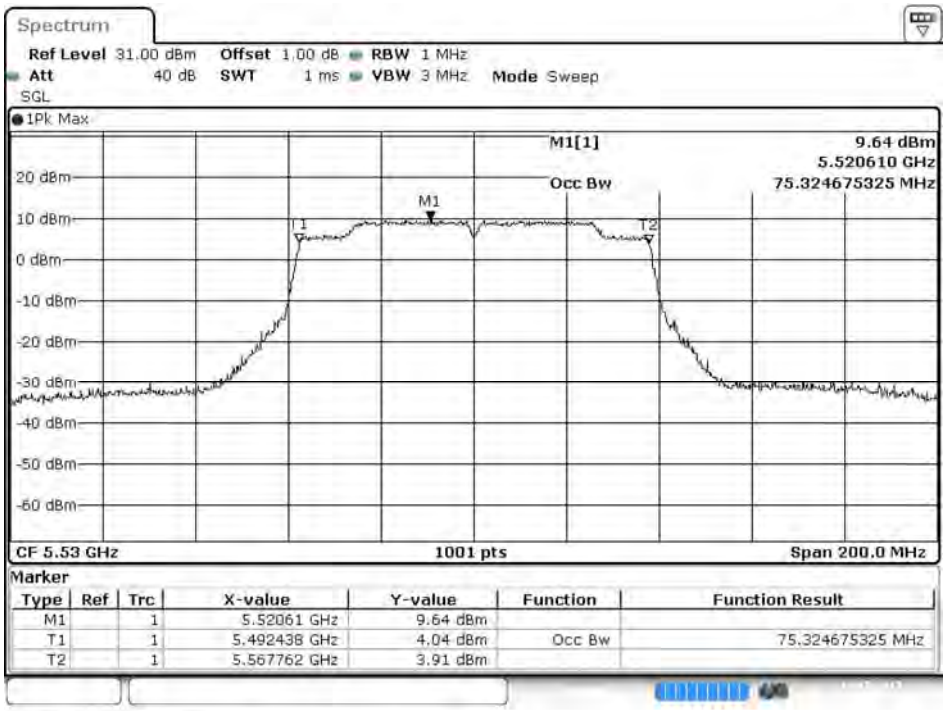

Date: 12.JUL.2017 15:34:00

Channel 122: Chain A

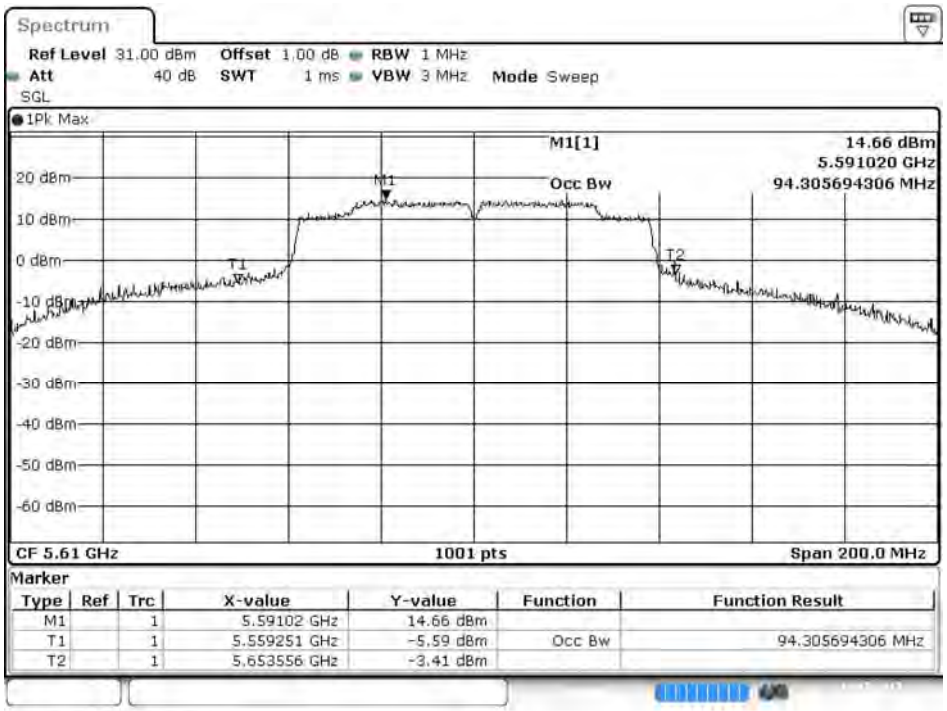

Date: 12.JUL.2017 15:37:34

Channel 138: Chain A

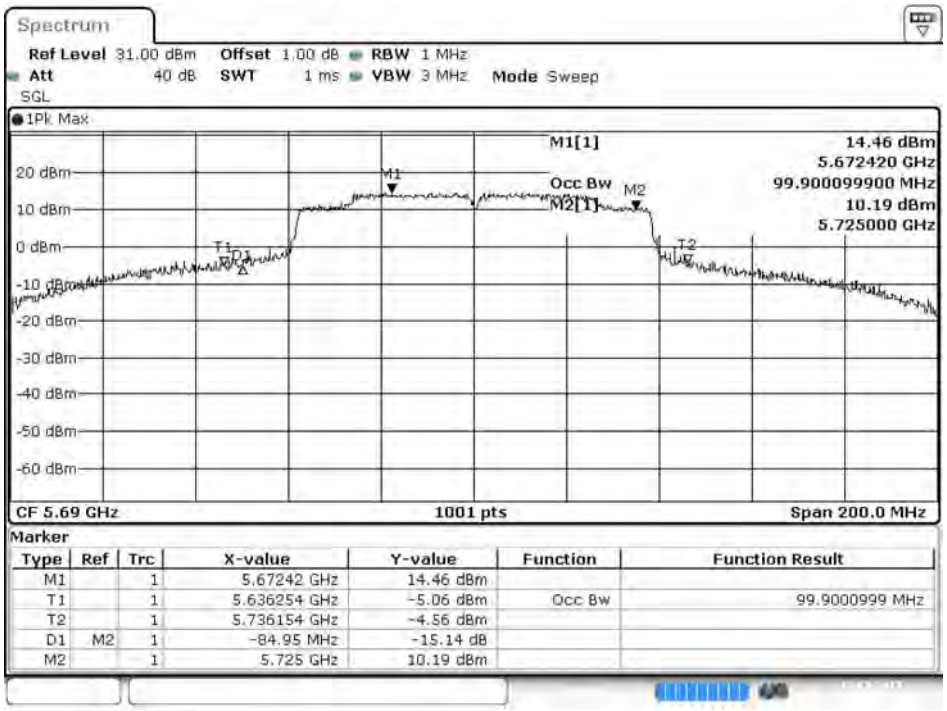

Date: 12.JUL.2017 15:39:27

Channel 155 – Chain A

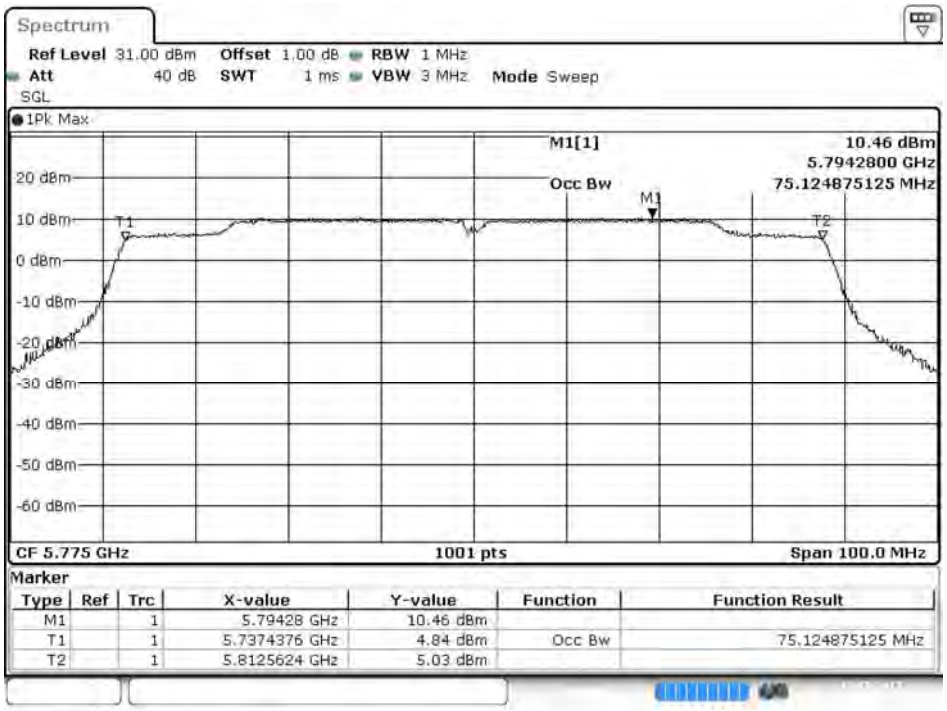

Date: 12.JUL.2017 15:43:08

99% Occupied Bandwidth:

Channel 42 (Chain B)

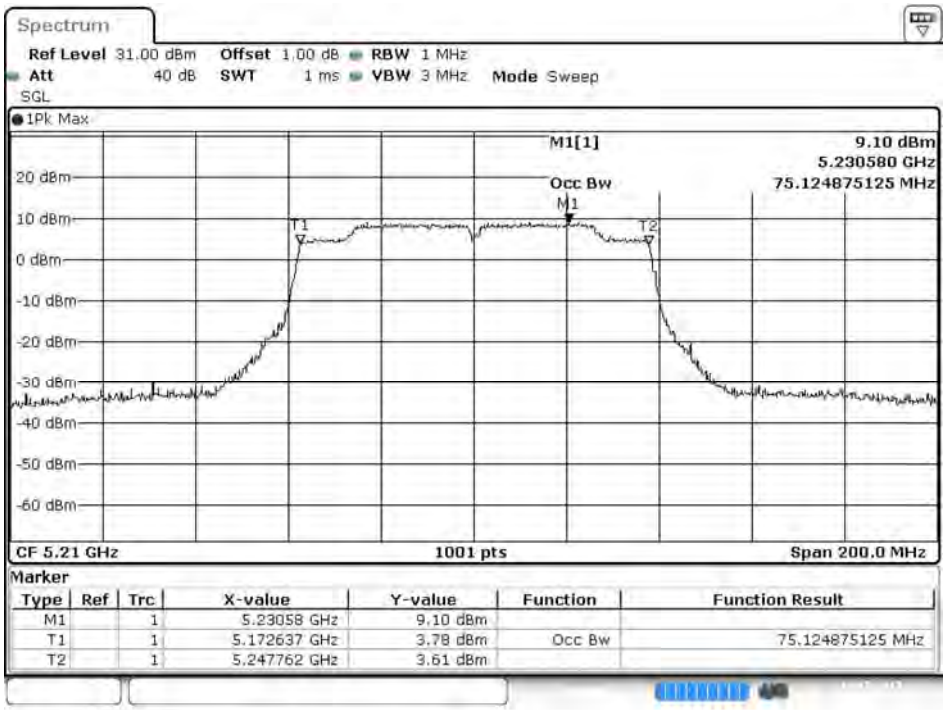

Channel 58: Chain B

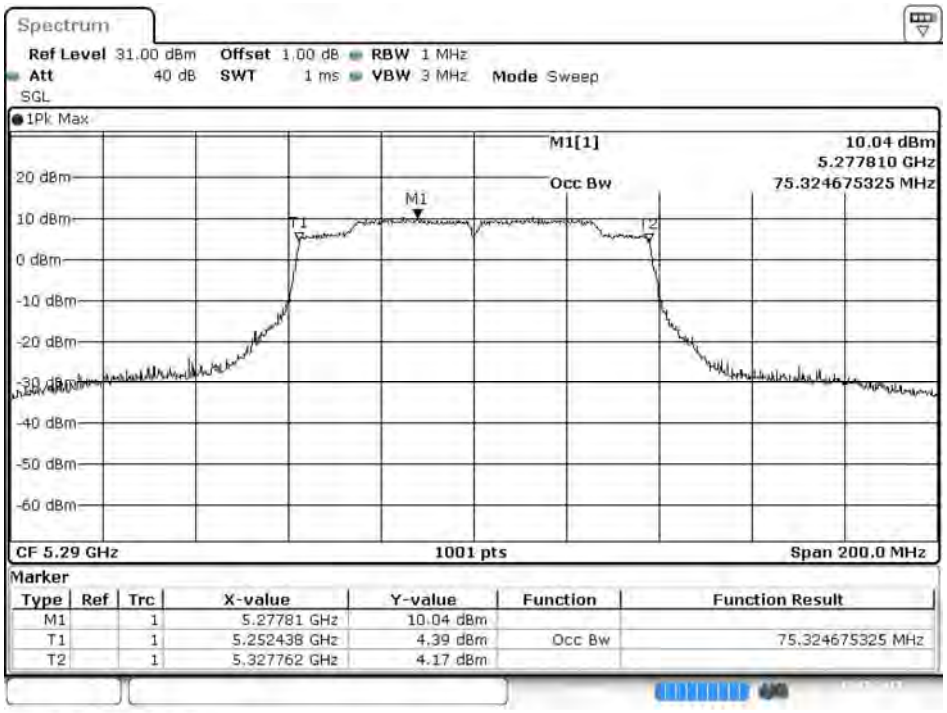

Channel 106: Chain B

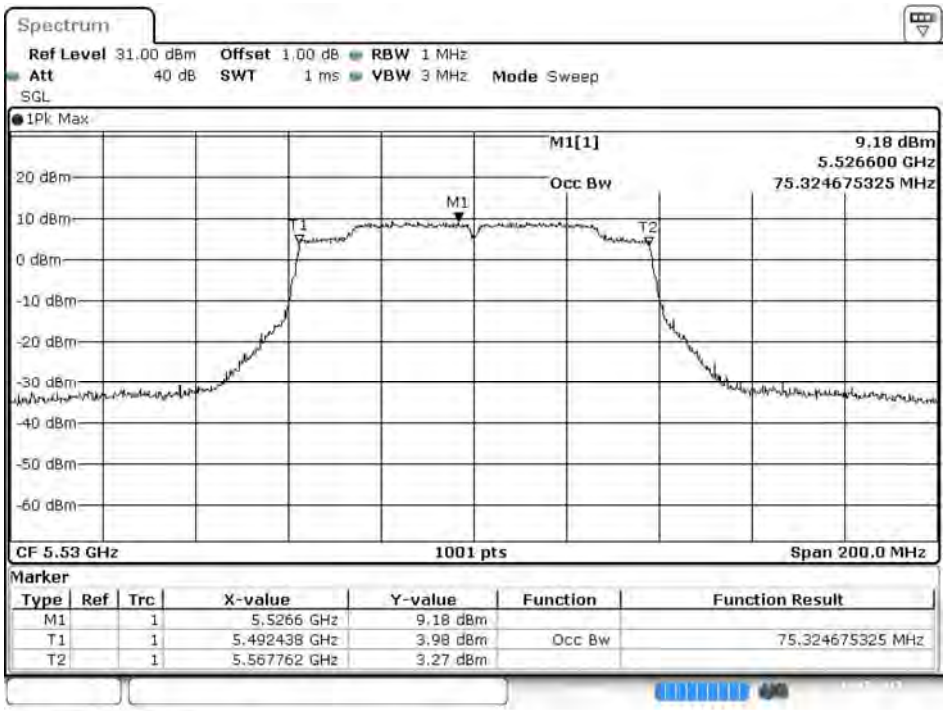

Date: 12.JUL.2017 11:33:40

Channel 122: Chain B

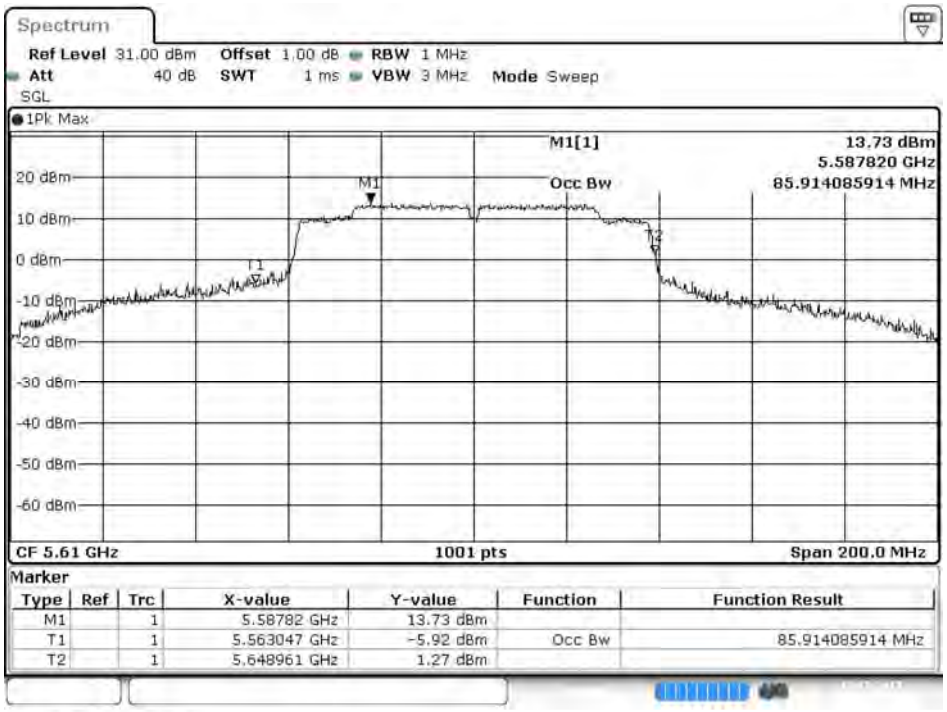

Date: 12.JUL.2017 11:37:13

Channel 138: Chain B

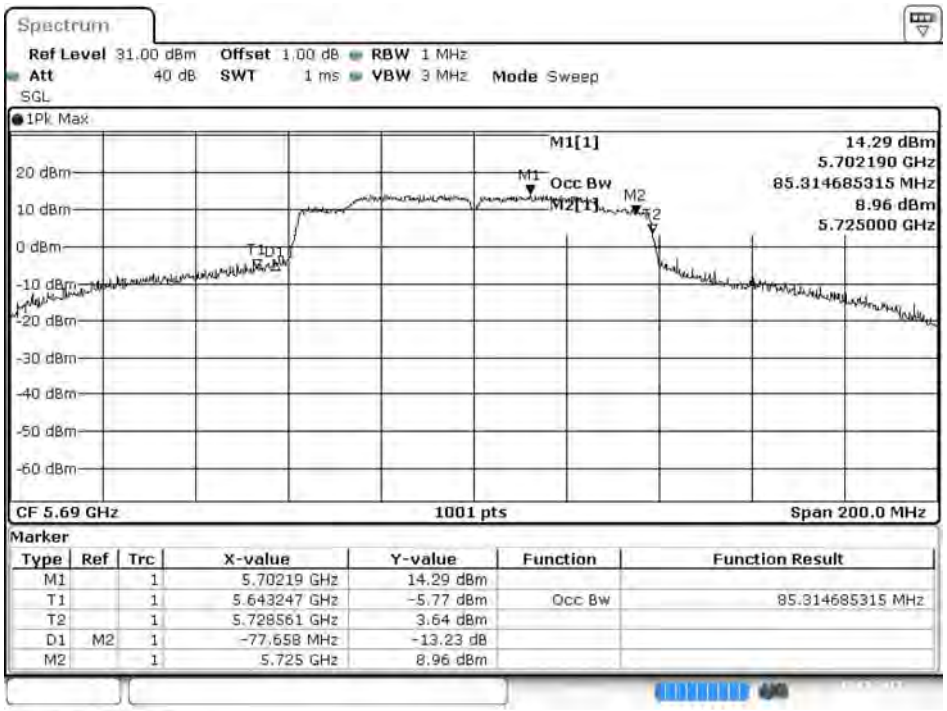

Date: 12.JUL.2017 11:39:07

Channel 155 (Chain B)

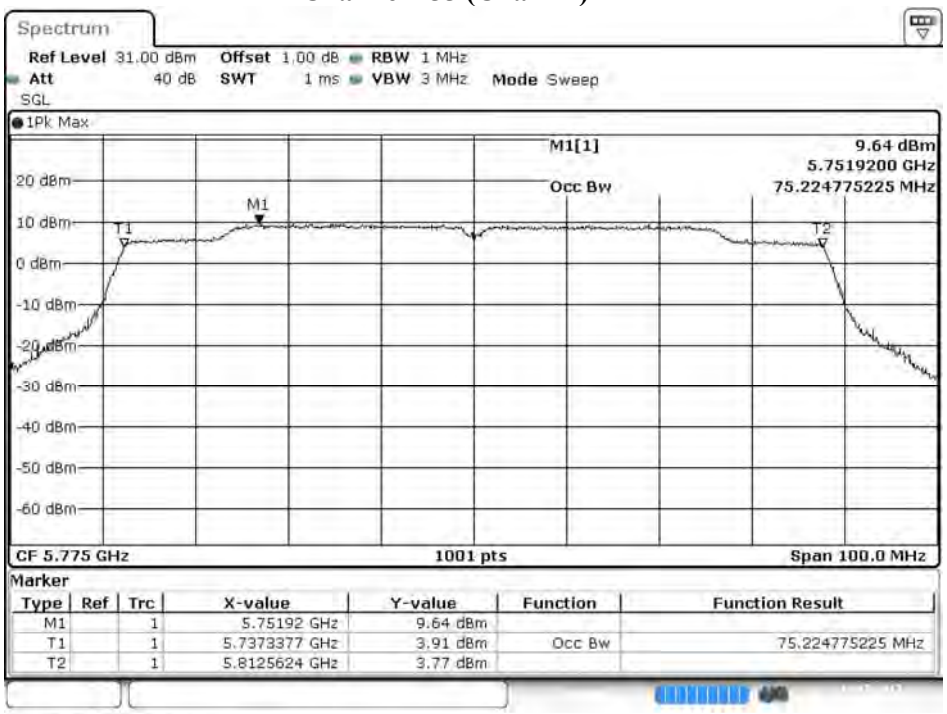

Date: 12.JUL.2017 11:42:47

Maximum conducted output power:

Channel 42 (Chain A)

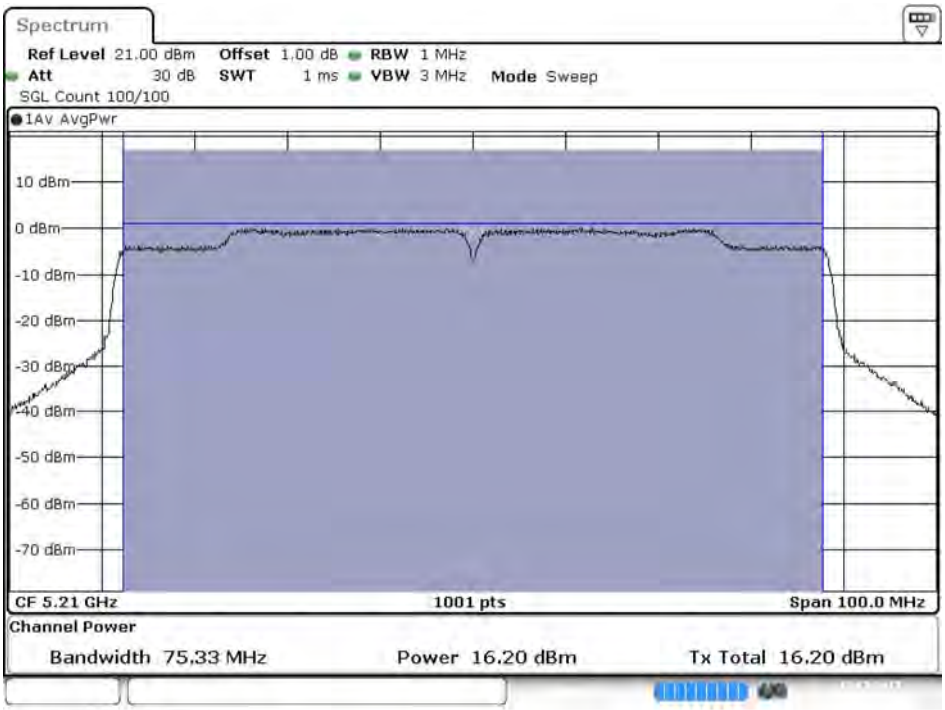

Date: 12.JUL.2017 15:31:25

Maximum conducted output power:

Channel 58 (Chain A)

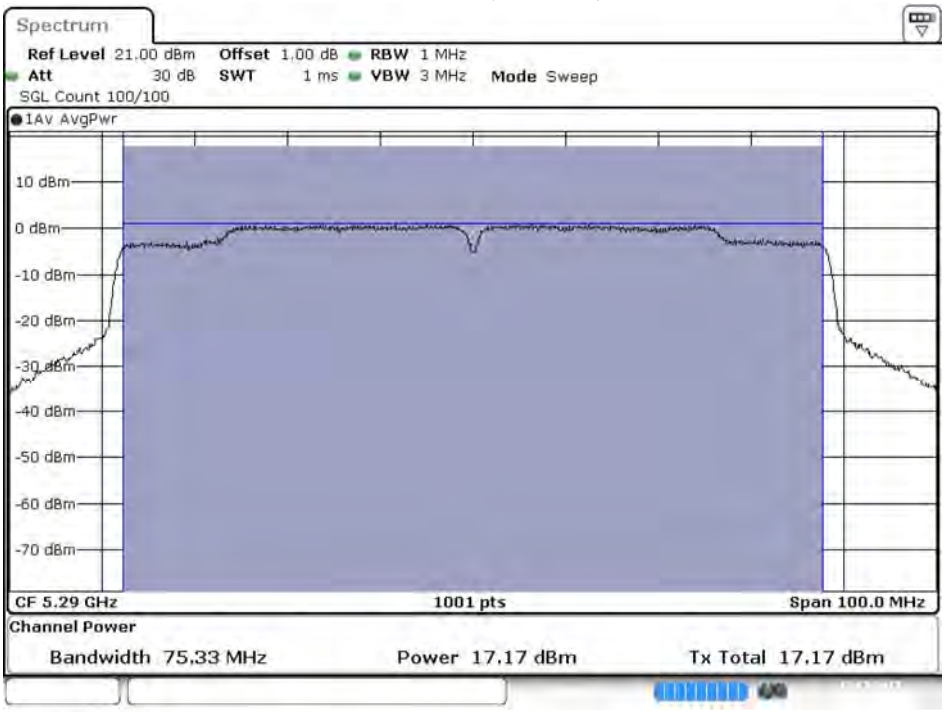

Date: 12.JUL.2017 15:33:10

Maximum conducted output power:

Channel 106 (Chain A)

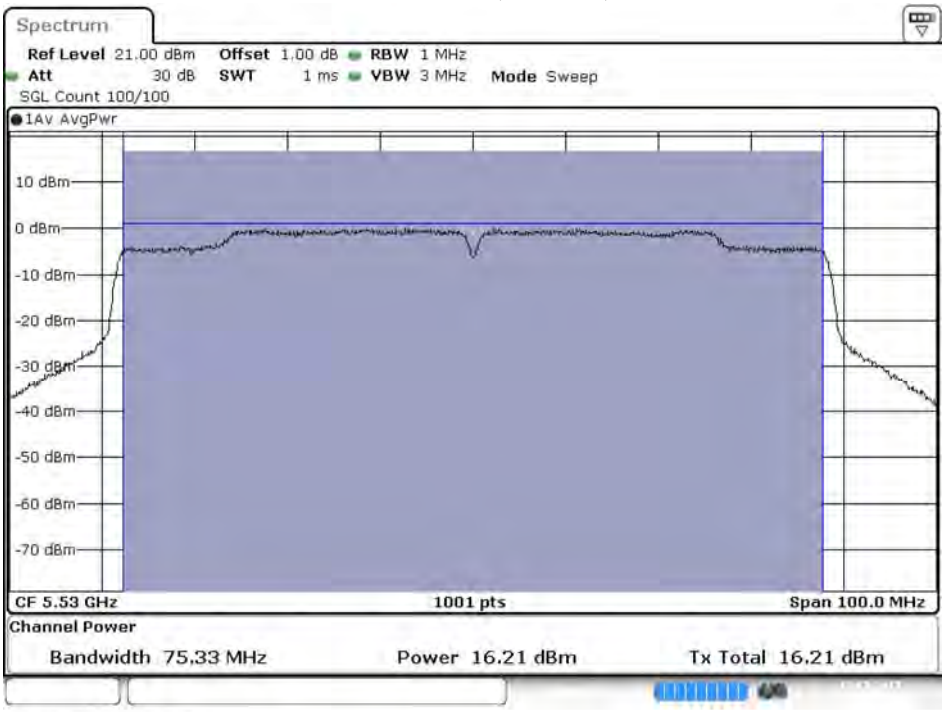

Date: 12.JUL.2017 15:34:44

Maximum conducted output power:

Channel 122 (Chain A)

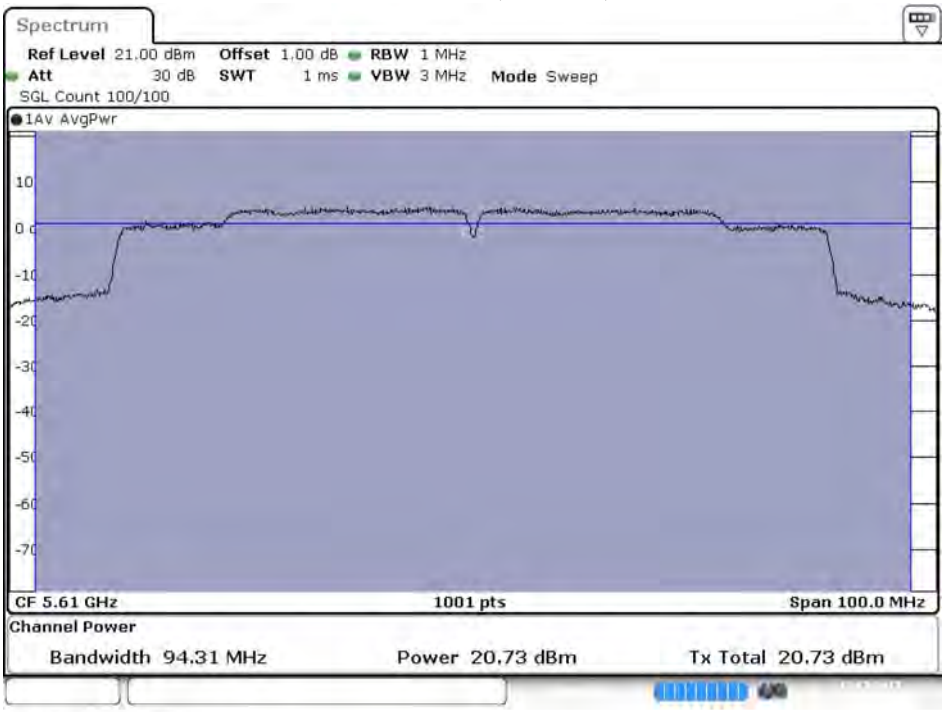

Date: 12.JUL.2017 15:38:17

Maximum conducted output power:

Channel 138 (Band3) (Chain A)

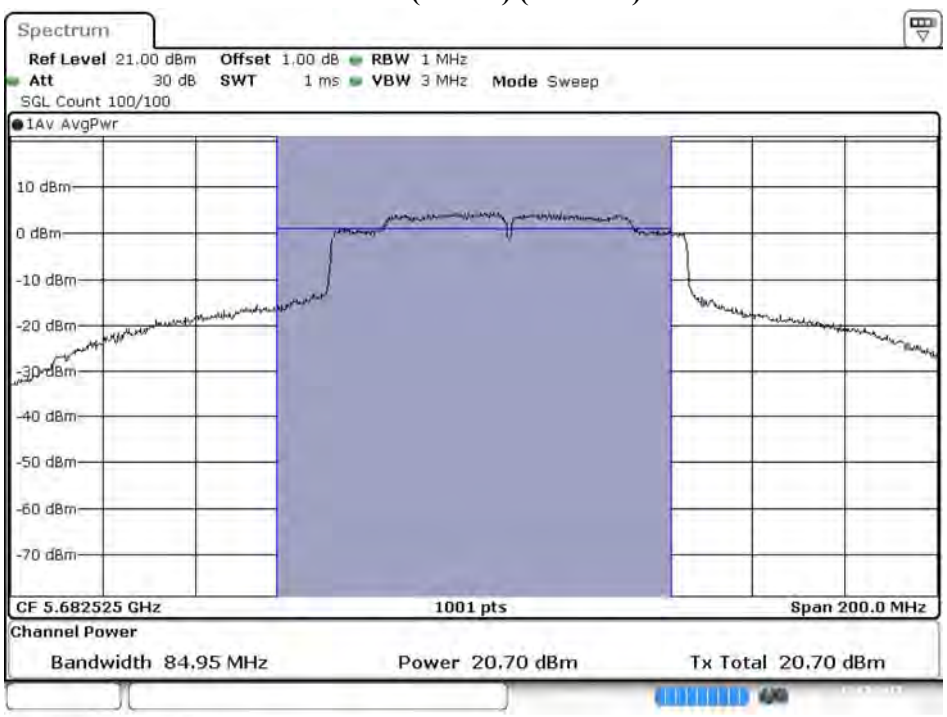

Date: 12.JUL.2017 15:40:29

Maximum conducted output power:

Channel 138 (Band4) (Chain A)

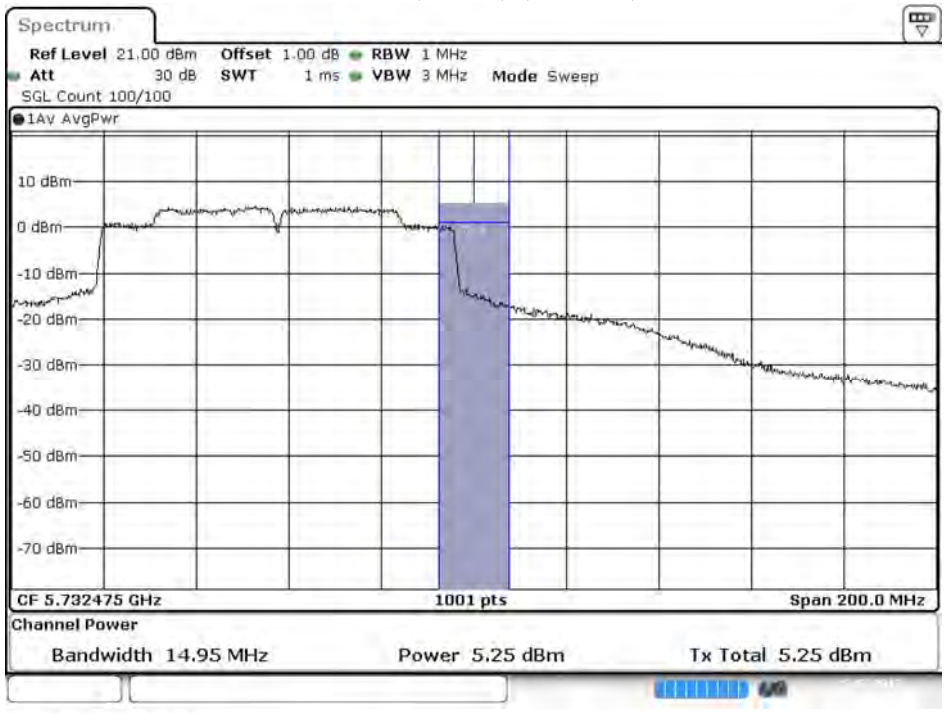

Date: 12.JUL.2017 15:40:51

Maximum conducted output power:

Channel 155 (Chain A)

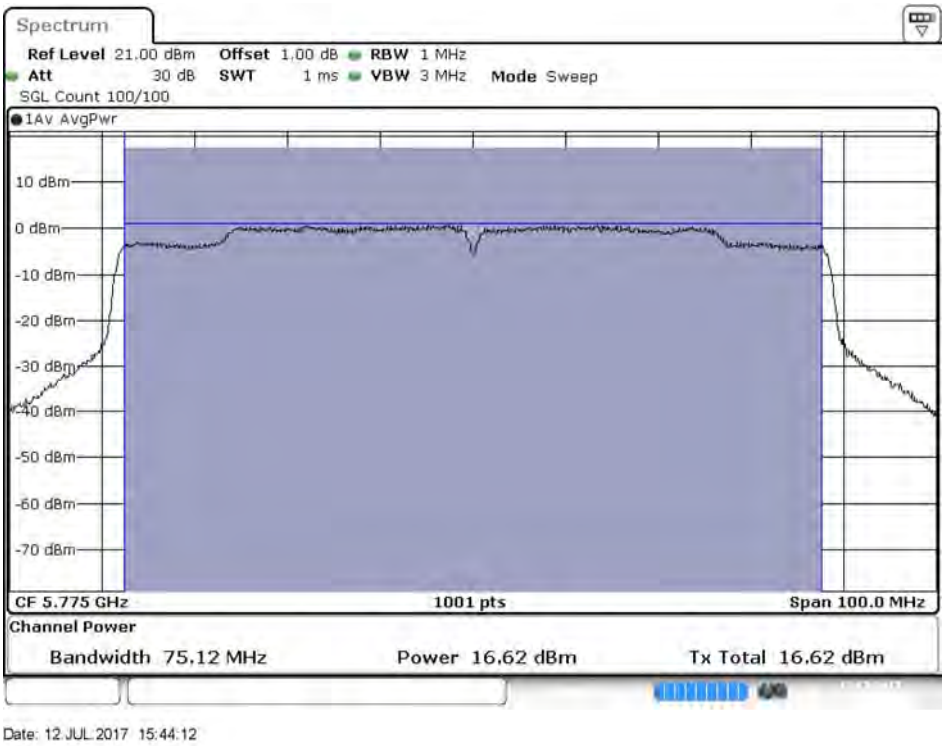

Maximum conducted output power:

Channel 42 (Chain B)

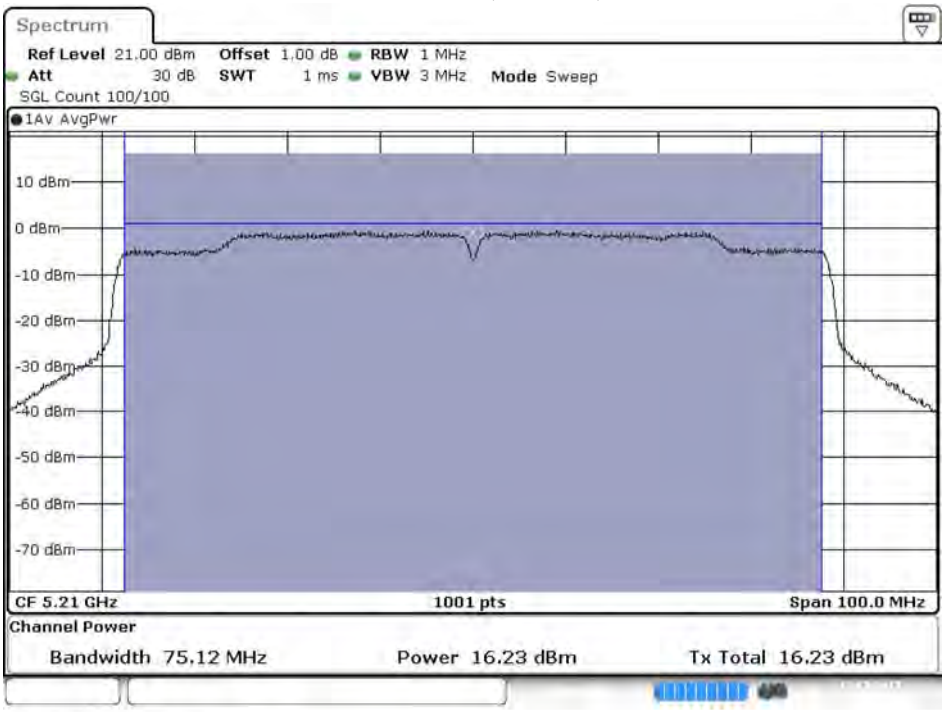

Date: 12.JUL.2017 11:31:05

Channel 58 (Chain B)

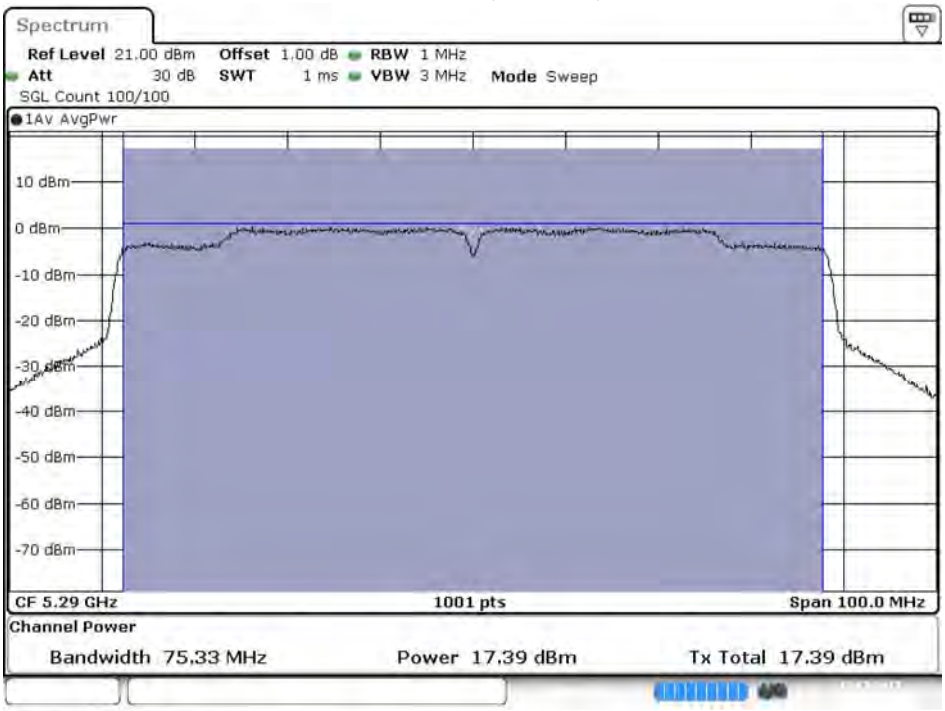

Date: 12.JUL.2017 11:32:49

Channel 106 (Chain B)

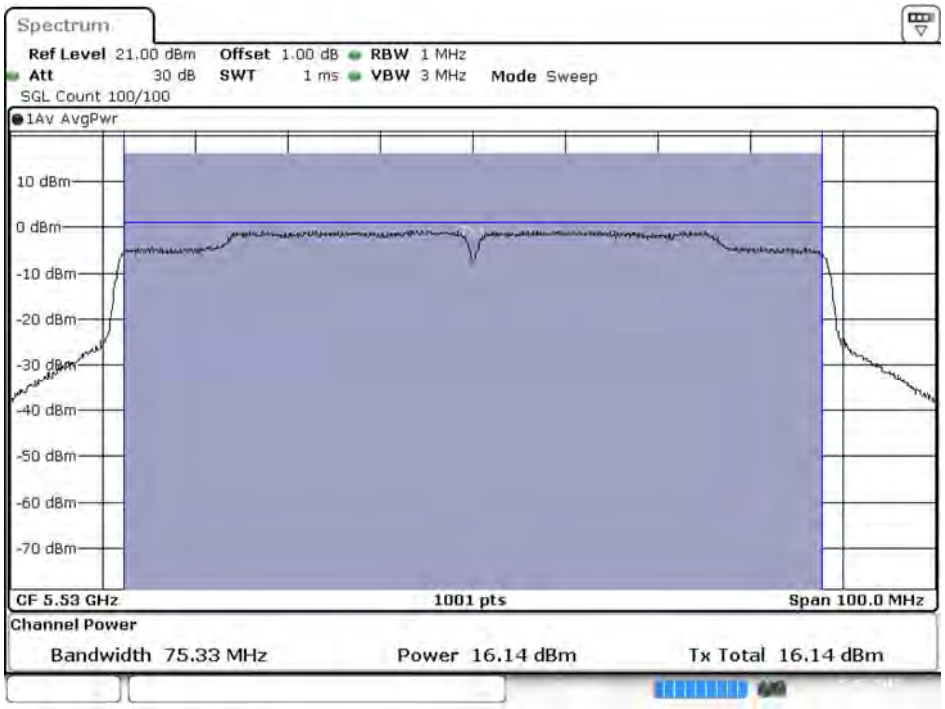

Date: 12.JUL.2017 11:34:23

Channel 122 (Chain B)

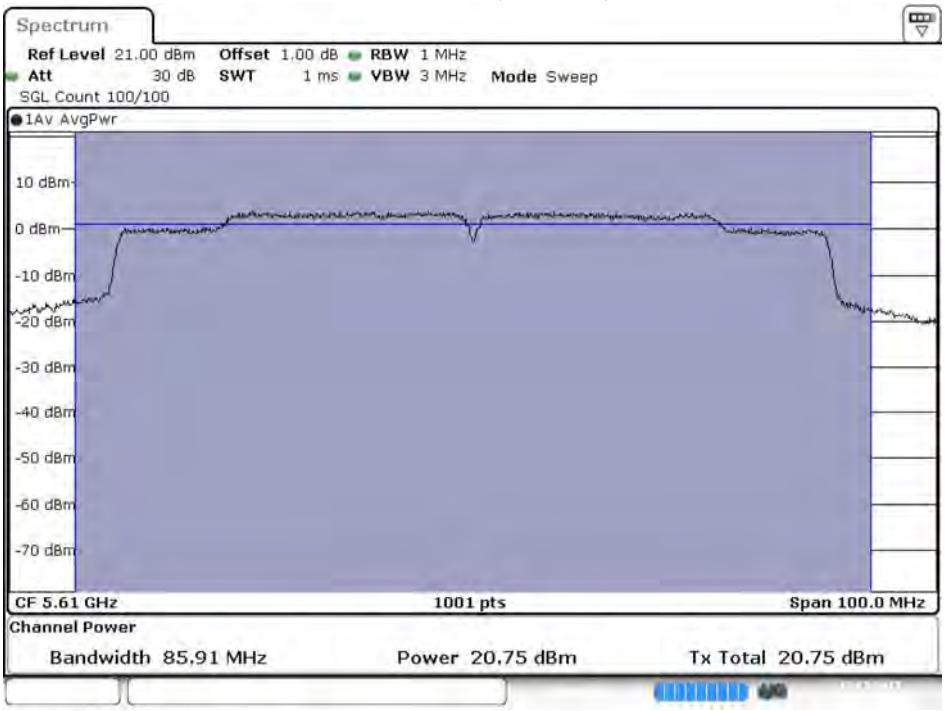

Date: 12.JUL.2017 11:37:57

Channel 138 (Band3) (Chain B)

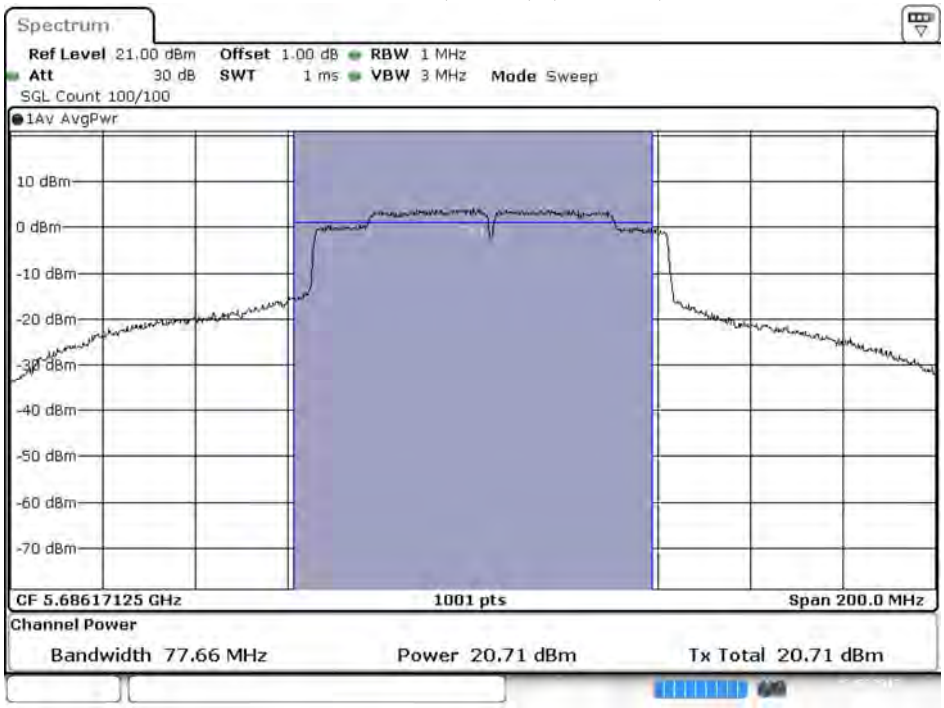

Date: 12.JUL.2017 11:40:42

Channel 138 (Band4) (Chain B)

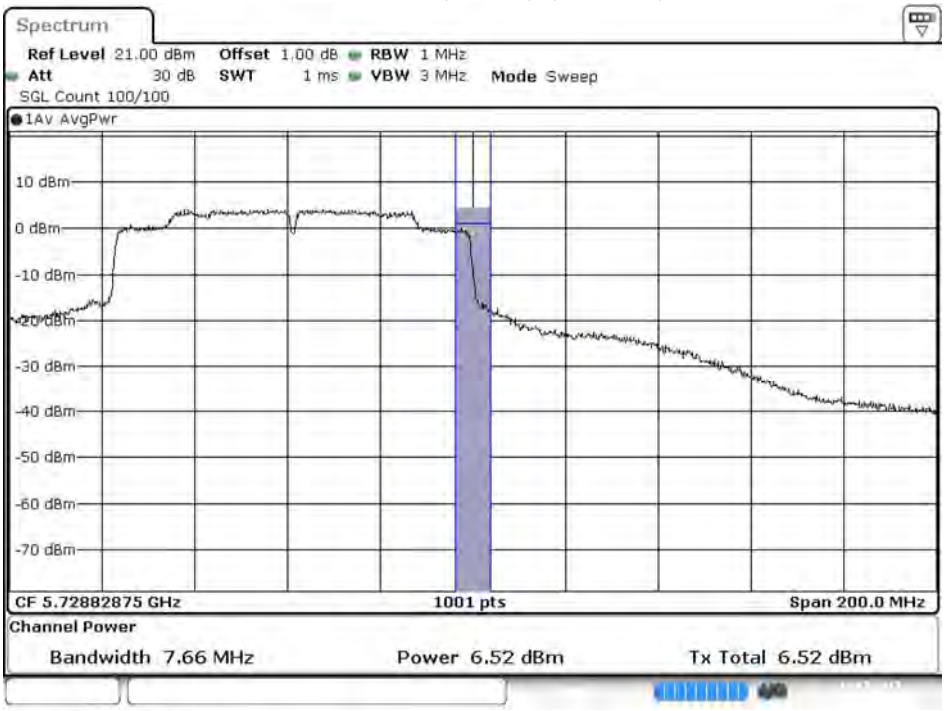

Date: 12.JUL.2017 11:41:04

Maximum conducted output power:

Channel 155 (Chain B)

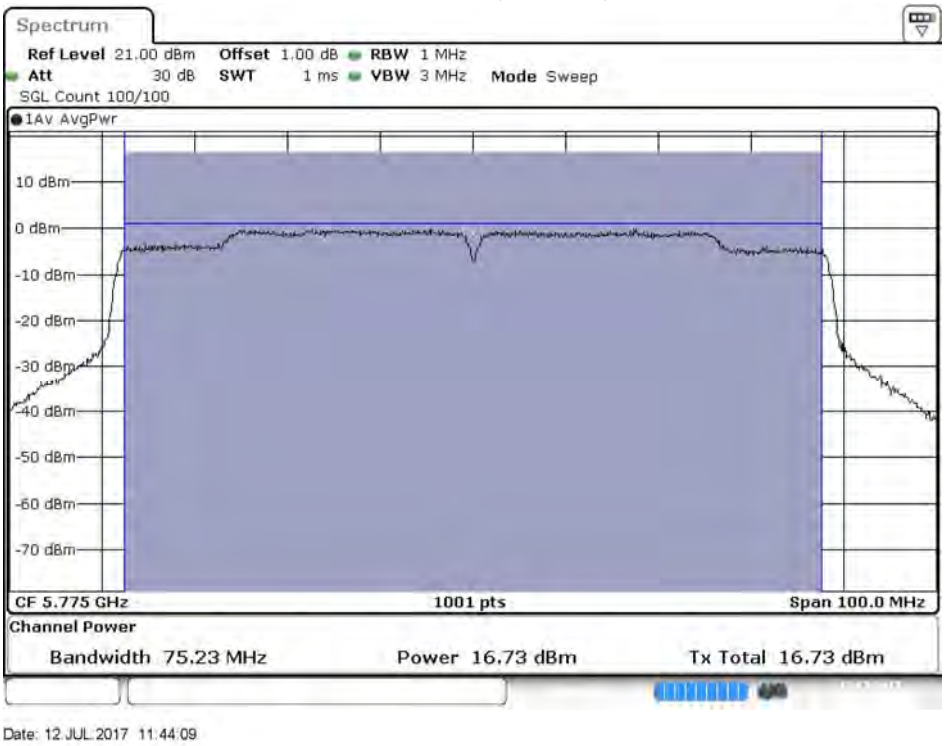

待測物名稱：Intel® Wireless-AC 9560
待測物型號：9560NGW　　測試項目：峰值發射功率
測試頻道：--　　測試模式：Mode 1: 發射器 802.11ac-160BW_Beamforming
6 dB 頻寬：1MHz　　視頻頻寬：3MHz
檢測器：峰值　　環境溫度：21 ℃
測試日期：106 年 07 月 17 日　　環境濕度：53 %

Chain A

Cable loss=1dB		Maximum conducted output power										
Channel No	Frequency (MHz)	Data Rate (Mbps)										Required Limit
		VTH0	VTH1	VTH2	VTH3	VTH4	VTH5	VTH6	VTH7	VTH8	VTH9	
50ac160 (Band1)	5250	9.53	9.46	9.37	9.21	9.16	9.06	8.94	8.85	8.71	8.63	<24dBm
50ac160 (Band2)	5250	9.57	9.43	9.38	9.26	9.19	9.05	8.96	8.86	8.73	8.68	<24dBm
114ac160	5570	13.56	13.41	13.37	13.29	13.11	13.06	12.94	12.82	12.74	12.63	<24dBm

Note: Maximum conducted output power Value =Reading value on Spectrum Analyzer + cable loss

Chain B

Cable loss=1dB		Maximum conducted output power										
Channel No	Frequency (MHz)	Data Rate (Mbps)										Required Limit
		VTH0	VTH1	VTH2	VTH3	VTH4	VTH5	VTH6	VTH7	VTH8	VTH9	
50ac160 (Band1)	5250	9.53	9.42	9.36	9.25	9.11	9.03	8.91	8.86	8.74	8.62	<24dBm
50ac160 (Band2)	5250	9.52	9.41	9.37	9.25	9.16	9.08	8.98	8.82	8.79	8.63	<24dBm
114ac160	5570	13.59	13.41	13.35	13.28	13.12	13.04	12.96	12.83	12.74	12.66	<24dBm

Note: Maximum conducted output power Value =Reading value on Spectrum Analyzer + cable loss

Maximum conducted output power Measurement
Chain A+ B

Channel No	Frequency Range	99% Bandwidth	Chain A Power	Chain B Power	Output Power	Output Power Limit		Result
	(MHz)	(MHz)	(dBm)	(dBm)	(dBm)	(dBm)	dBm+10log(BW)	
50ac160 (Band1)	5250	--	9.530	9.530	12.54	24	--	Pass
50ac160 (Band2)	5250	76.523	9.570	9.520	12.56	24	29.84	Pass
114ac160	5570	153.047	13.560	13.590	16.59	24	32.85	Pass

Note:

1. Output Power (dBm) = 10LOG (Chain A Power (mW)+ Chain B Power (mW))
2. 99% Bandwidth is the bandwidth of chain A or chain B whichever is less bandwidth, output power limitation is more stringent.

99% Occupied Bandwidth:

Channel 50 – Chain A

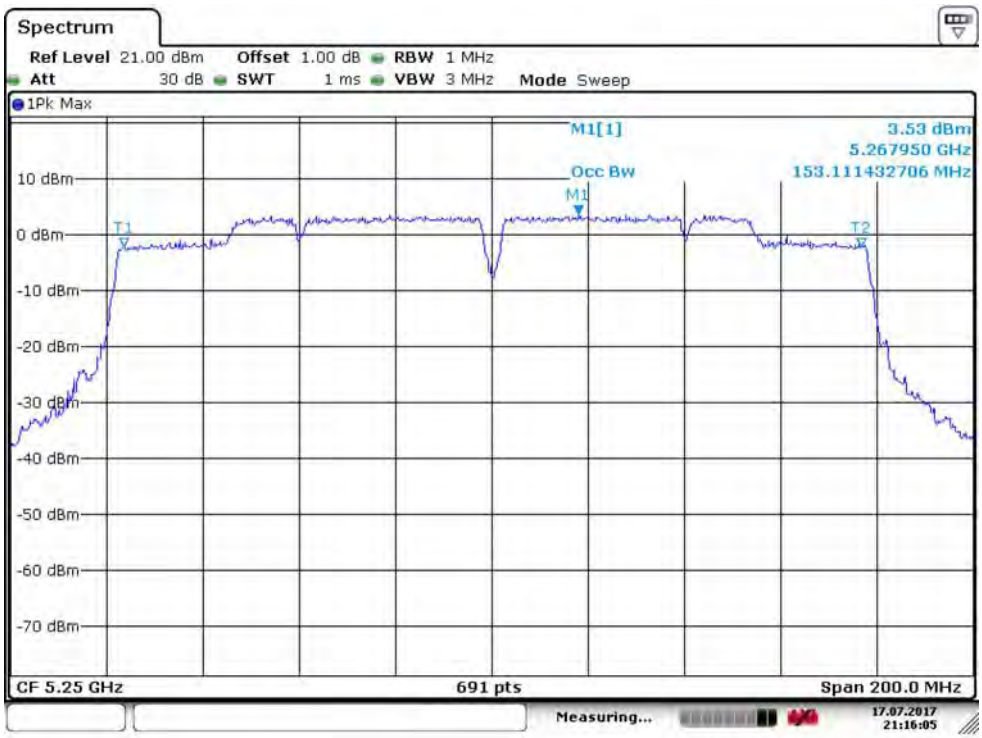

Channel 114 – Chain A

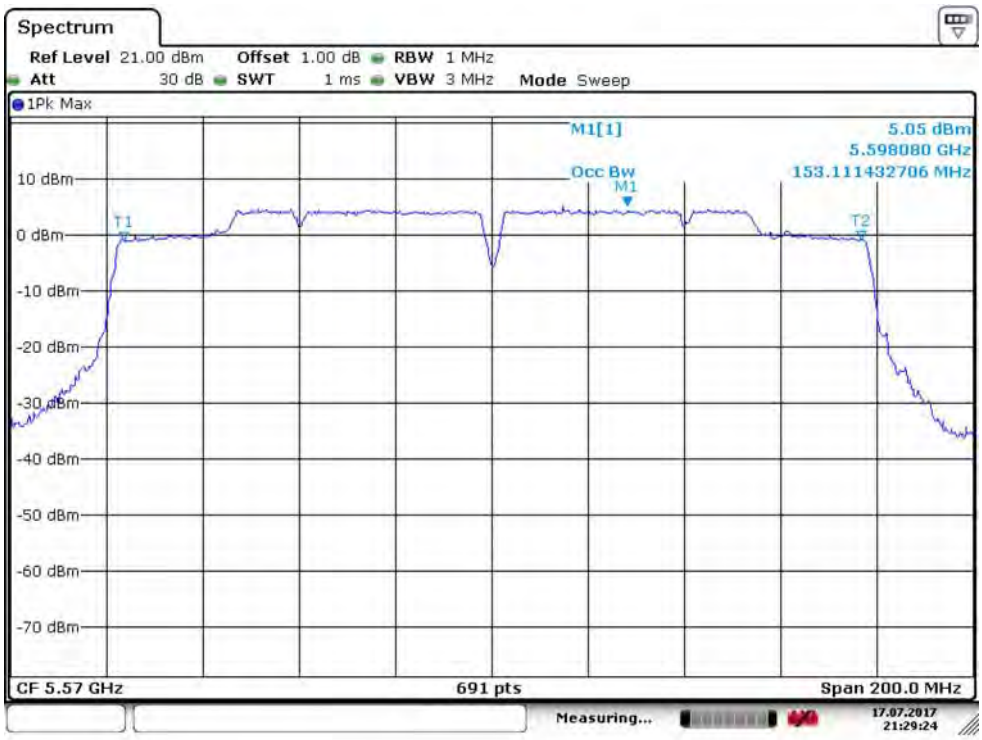

99% Occupied Bandwidth:

Channel 50 – Chain B

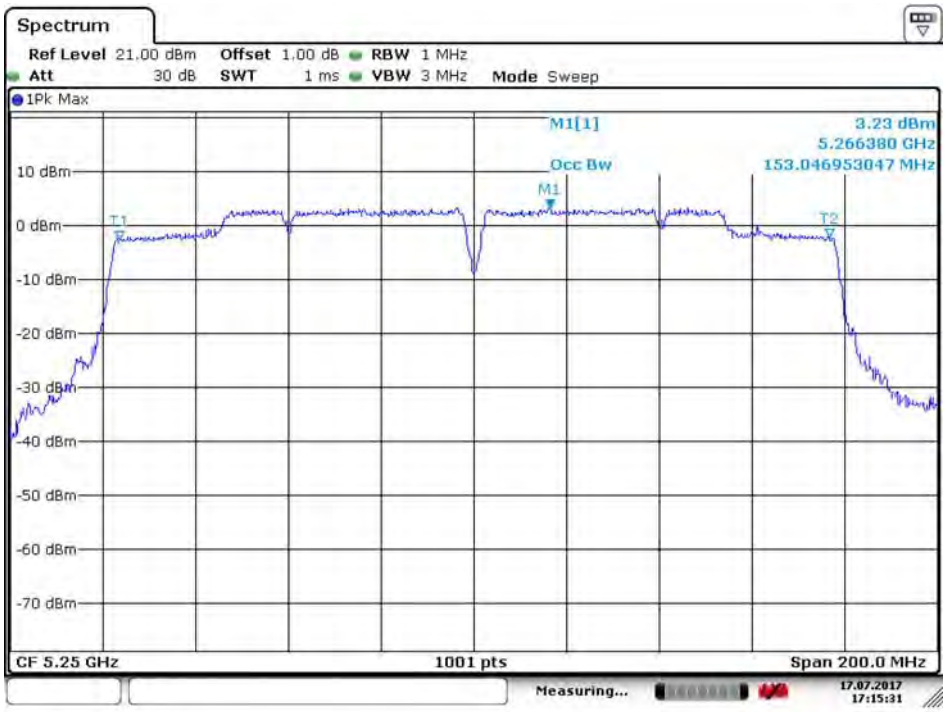

Date: 17.JUL.2017 17:15:31

Channel 114 – Chain B

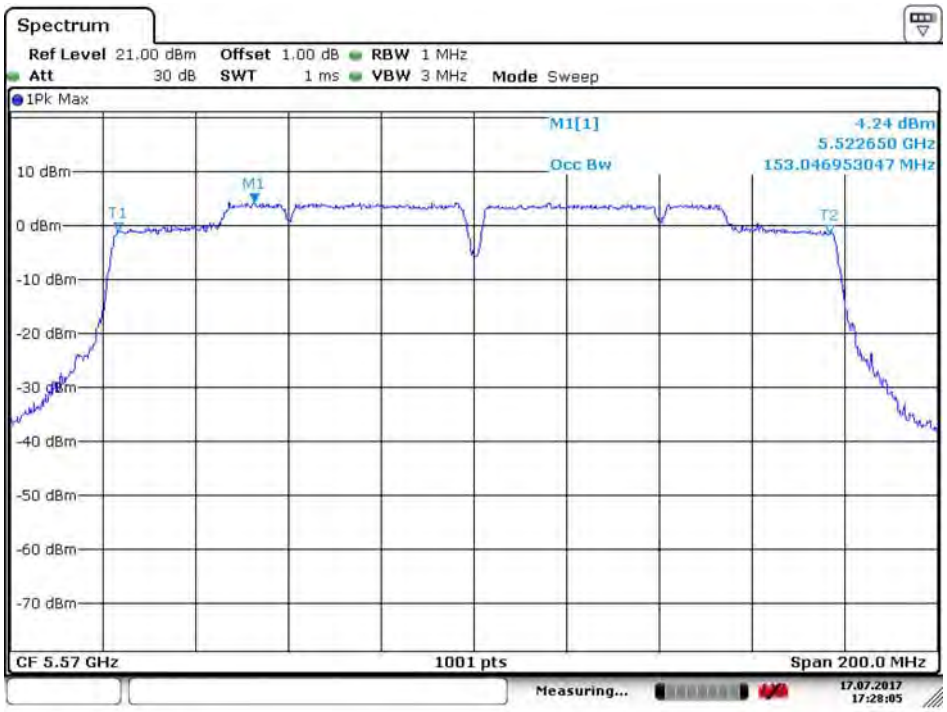

Date: 17.JUL.2017 17:28:05

Maximum conducted output power:

Channel 50(Band1) (Chain A)

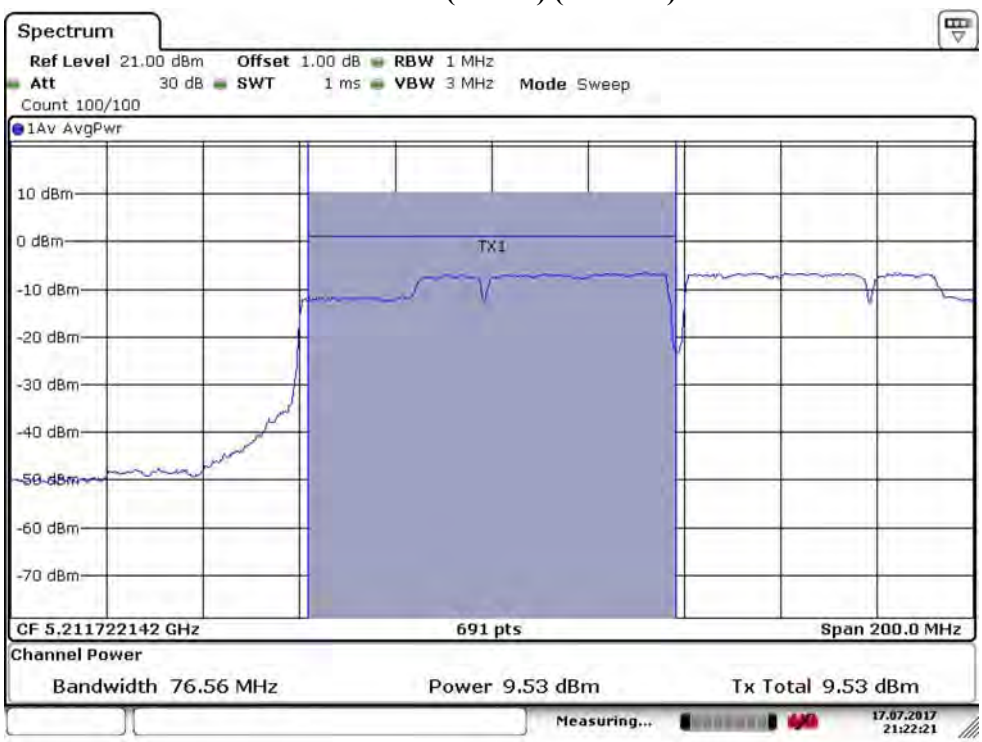

Maximum conducted output power:

Channel 50(Band2) (Chain A)

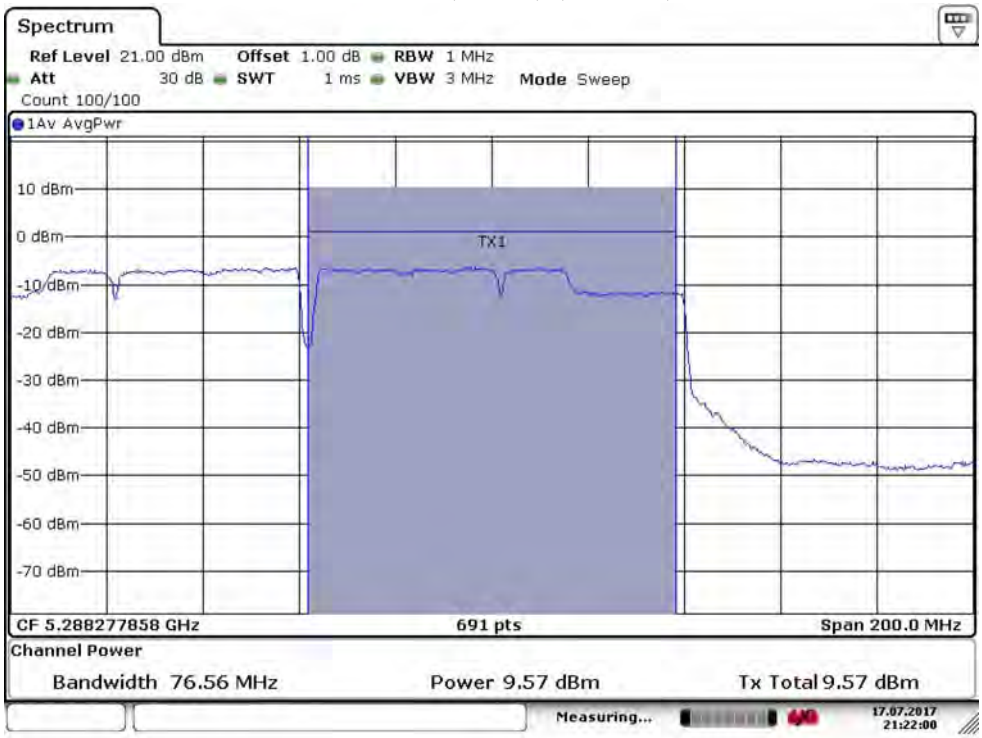

Maximum conducted output power:

Channel 114 (Chain A)

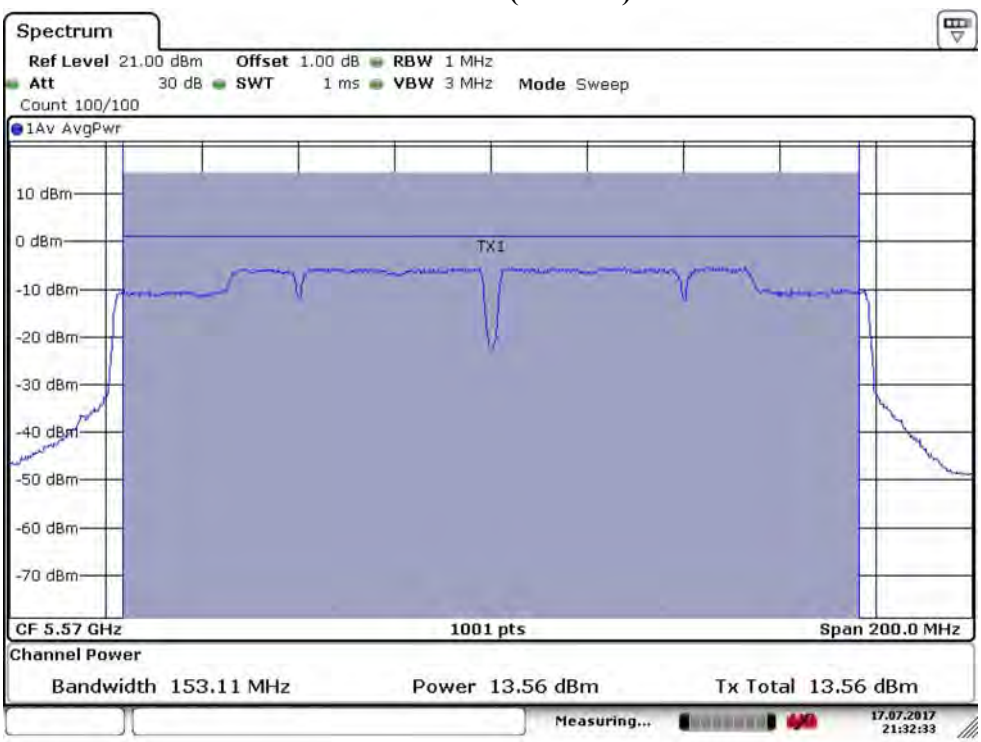

Maximum conducted output power:

Channel 50(Band1) (Chain B)

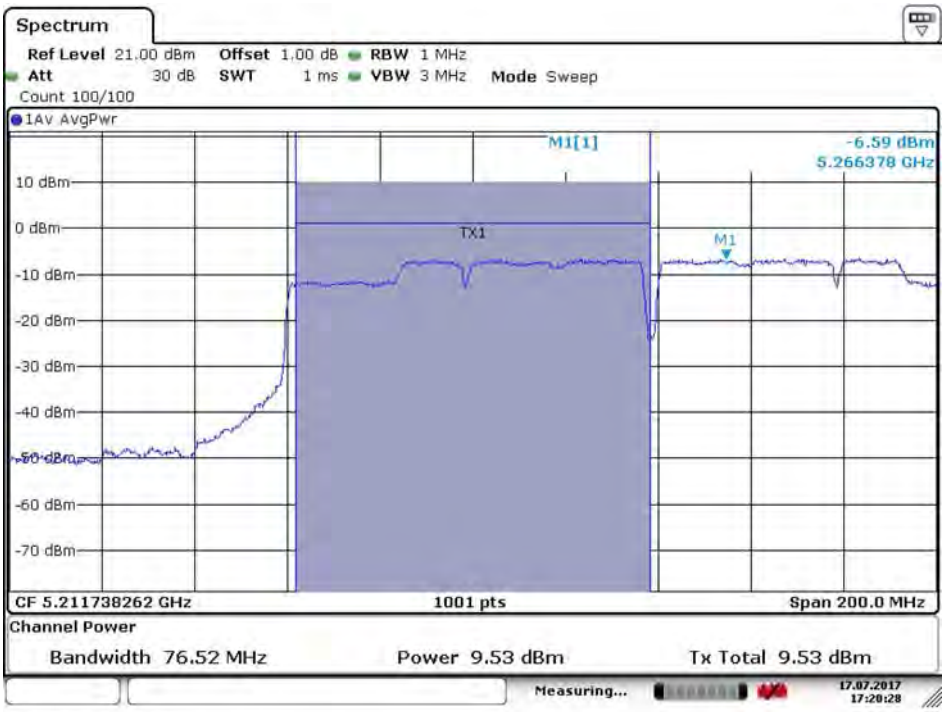

Date: 17.JUL.2017 17:20:28

Channel 50(Band2) (Chain B)

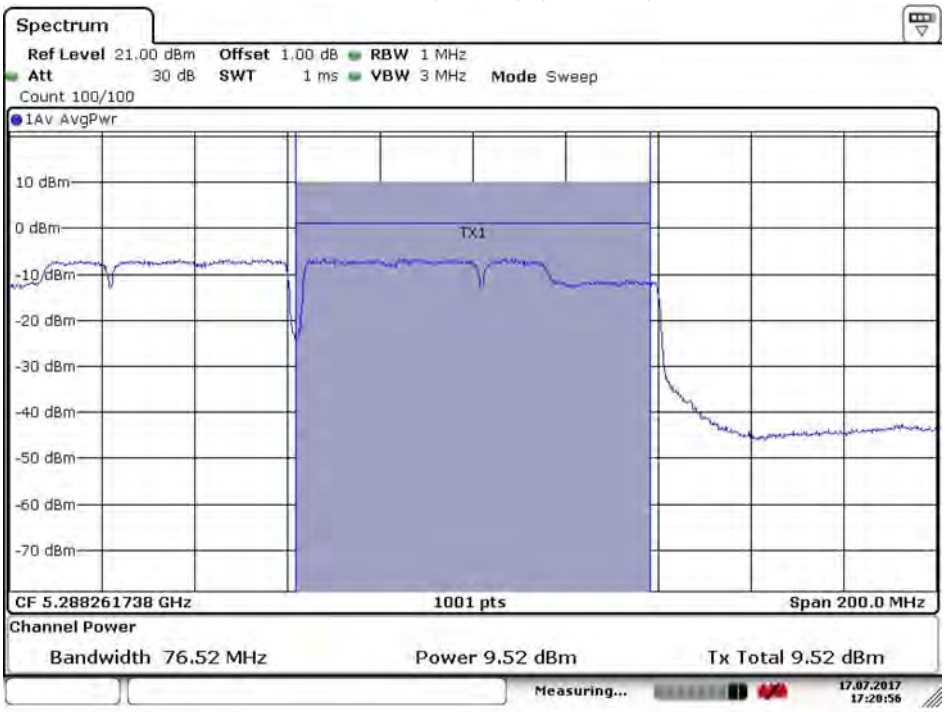

Date: 17.JUL.2017 17:20:56

Channel 114 (Chain B)

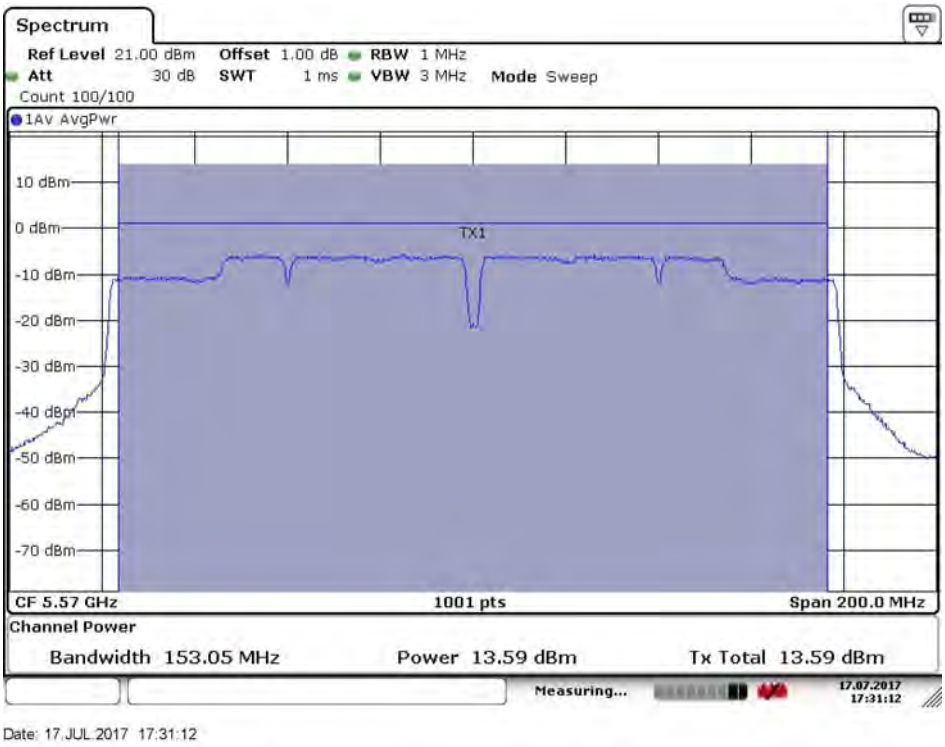

峰值發射功率測試結果:	**PASS**

6. 峰值功率頻譜密度

6.1. 適用標準

依據國家通訊傳播委員會低功率射頻電機技術規範之第 4.7.3 節

4.7.3.1 使用於 5.15 GHz～5.25 GHz 頻段

(1) 供戶外操作使用:

(A) 最大傳導輸出功率應小於或等於 1 W。

(B) 在任何 1 MHz 頻帶中最大功率頻譜密度應小於或等於 17 dBm。

(C) 使用超過 6 dBi 方向增益之發射天線時，應依超過 6 dBi 天線方向增益的 dBi 總量，等量減少最大傳導輸出功率及最大功率頻譜密度。

(D) 在水平面仰角超過 30 度時，其最大 EIRP 應小於或等於 21 dBm。

(2) 供室內操作使用:

(A) 最大傳導輸出功率應小於或等於 1 W。

(B) 在任何 1 MHz 頻帶中最大功率頻譜密度應小於或等於 17 dBm。

(C) 使用超過 6 dBi 方向增益之發射天線時，應依超過 6 dBi 天線方向增益的 dBi 總量，等量減少最大傳導輸出功率及最大功率頻譜密度。

(3) 供固定式點對點操作使用:

(A) 最大傳導輸出功率應小於或等於 1 W。

(B) 在任何 1 MHz 頻帶中最大功率頻譜密度應小於或等於 17 dBm。

(C) 使用超過 23 dBi 方向增益之指向性天線時，應依超過 23 dBi 天線方向增益的 dBi 總量，等量減少最大傳導輸出功率及最大功率頻譜密度。

(D) 固定式點對點操作，不包括點對多點系統、全方向性應用及多台共站發射機傳送相同資訊。

(4) 供用戶端裝置(Client Device)操作使用:

(A) 最大傳導輸出功率應小於或等於 250 mW。

(B) 在任何 1 MHz 頻帶中最大功率頻譜密度應小於或等於 11 dBm。

(C) 使用超過 6 dBi 方向增益之發射天線時，應依超過 6 dBi 天線方向增益的 dBi 總量，等量減少最大傳導輸出功率及最大功率頻譜密度。

4.7.3.2 使用頻率於 5.25 GHz～5.35 GHz 與 5.470 GHz～5.725 GHz 頻段

(1) 最大傳導輸出功率應小於或等於 250 mW 或 11dBm+10log B (B 是 26 dB 發射頻寬，單位 MHz)之較小者。

(2) 最大功率頻譜密度在任何 1 MHz 頻帶中應小於或等於 11 dBm。

(3) 使用超過 6 dBi 方向增益之發射天線時，應依超過 6 dBi 天線方向增益的 dBi 總量，等量減少最大傳導輸出功率及最大功率頻譜密度。

4.7.3.3 使用頻率於 5.725 GHz～5.850 GHz 頻段

(1) 最大傳導輸出功率應小於或等於 1 W。

(2) 在任何 500 kHz 頻帶中最大功率頻譜密度應小於或等於 30 dBm。

(3) 供固定式點對點操作時，使用方向增益超過 6 dBi 之發射天線，可不需對應減少發射器之傳導輸出功率限制值。

(4) 除(3)外，使用超過 6 dBi 方向增益之發射天線時，應依超過 6 dBi 天線方向增益的 dBi 總量，等量減少最大傳導輸出功率及最大功率頻譜密度

6.2. 量測方法

(A) 應將測試儀器直接連接待測物，以傳導方式執行。

(B) 5.15 GHz～5.25 GHz、5.25 GHz～5.35 GHz 及 5.47 GHz～5.725 GHz 頻段，測試儀器之頻寬應設定為 1 MHz 頻寬或待測物之 26 dB 發射頻寬，兩者取較小者。

(C) 5.725 GHz～5.850 GHz 頻段，測試儀器之頻寬應設定為 500 kHz 或待測物之 26 dB 發射頻寬，兩者取較小者。

(D) 解析頻寬小於(B)或(C)時，應以補償方式計算總功率頻譜密度。

For the band 5.725-5.85 GHz, Scale the observed power level to an equivalent value in 500 kHz by adjusting (increase) the measured power by a bandwidth correction factor (BWCF) where BWCF = 10log (500 kHz/100 kHz) = 6.98 dB.

6.3. 測試架構圖

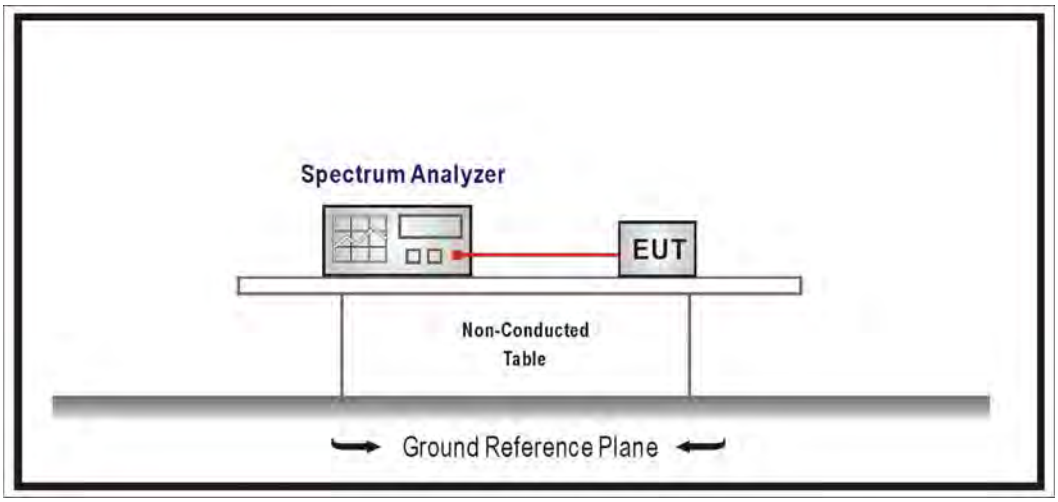

6.4. 量測不確定度

此項測試之量測不確定度為±1.30dB。

6.5. 峰值功率頻譜密度測試結果

待測物名稱：Intel® Wireless-AC 9560
待測物型號：9560NGW　　測試項目：峰值功率頻譜密度
測試頻道：--　　測試模式：Mode 1: 發射器 802.11a
6 dB 頻寬：1MHz　　視頻頻寬：1MHz
檢測器：峰值　　環境溫度：21 ℃
測試日期：106 年 07 月 03 日　　環境濕度：53 %

Channel Number	Frequency (MHz)	Chain	PPSD (dBm)	Total PPSD (dBm)	Required Limit (dBm)	Result
36	5180	A	7.410	10.420	11	Pass
		B	6.540	9.550	11	Pass
44	5220	A	7.320	10.330	11	Pass
		B	6.940	9.950	11	Pass
48	5240	A	7.570	10.580	11	Pass
		B	7.370	10.380	11	Pass
52	5260	A	7.780	10.790	11	Pass
		B	7.210	10.220	11	Pass
60	5300	A	7.660	10.670	11	Pass
		B	7.250	10.260	11	Pass
64	5320	A	7.500	10.510	11	Pass
		B	6.970	9.980	11	Pass
100	5500	A	7.730	10.740	11	Pass
		B	6.960	9.970	11	Pass
116	5580	A	7.770	10.780	11	Pass
		B	7.190	10.200	11	Pass
140	5700	A	7.920	10.930	11	Pass
		B	7.100	10.110	11	Pass

Note :
The quantity 10*log 2 (two antennas) is added to the spectrum peak value according to document 662911 D01.

Channel Number	Frequency (MHz)	Chain	PPSD (dBm)	BWCF (dB)	Total PPSD (dBm)	Required Limit (dBm)	Result
149	5745	A	3.620	6.980	13.610	<30	Pass
		B	2.950	6.980	12.940	<30	Pass
157	5785	A	3.190	6.980	13.180	<30	Pass
		B	3.170	6.980	13.160	<30	Pass
165	5825	A	3.290	6.980	13.280	<30	Pass
		B	2.630	6.980	12.620	<30	Pass

Note :

The quantity 10*log 2 (two antennas) is added to the spectrum peak value according to document 662911 D01.

Channel 36: (Chain A)

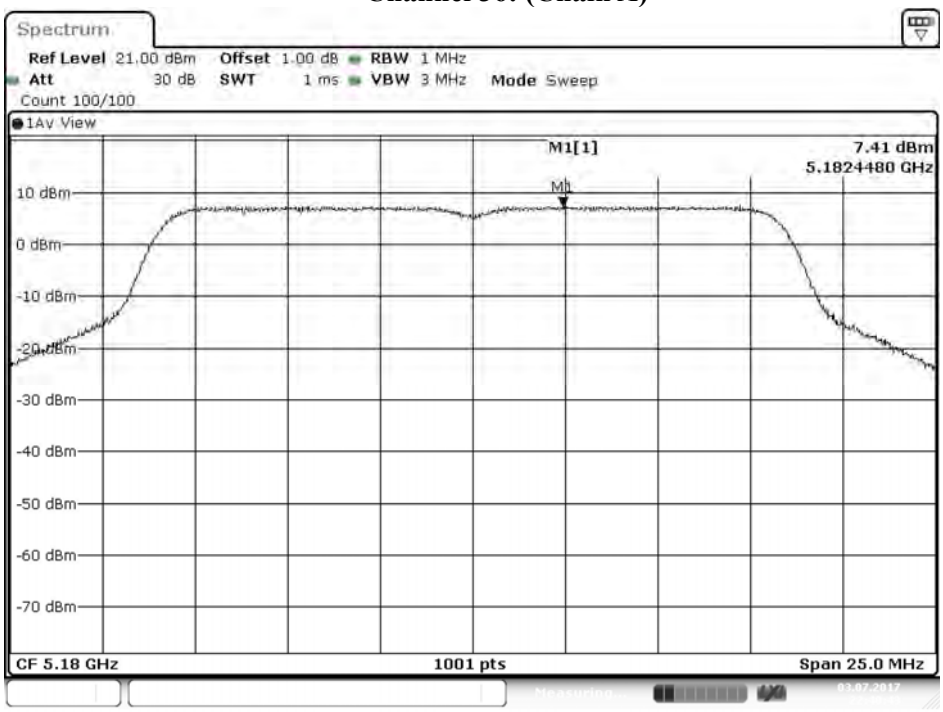

Date: 3.JUL.2017 22:40:44

Channel 36: (Chain B)

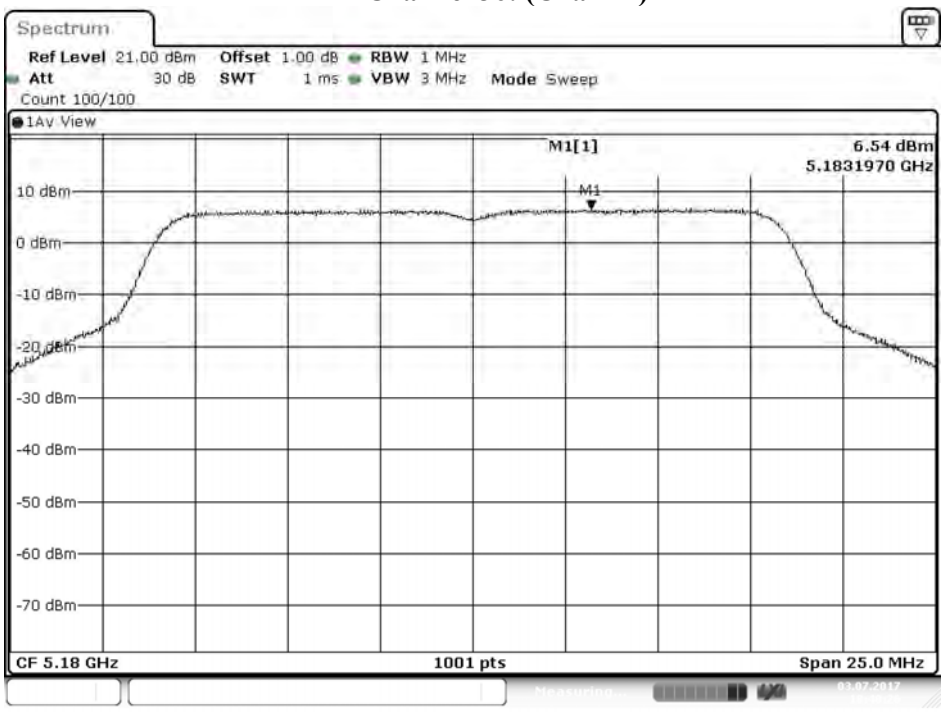

Date: 3.JUL.2017 18:40:27

Channel 44: (Chain A)

Date: 4.JUL.2017 19:52:09

Channel 44: (Chain B)

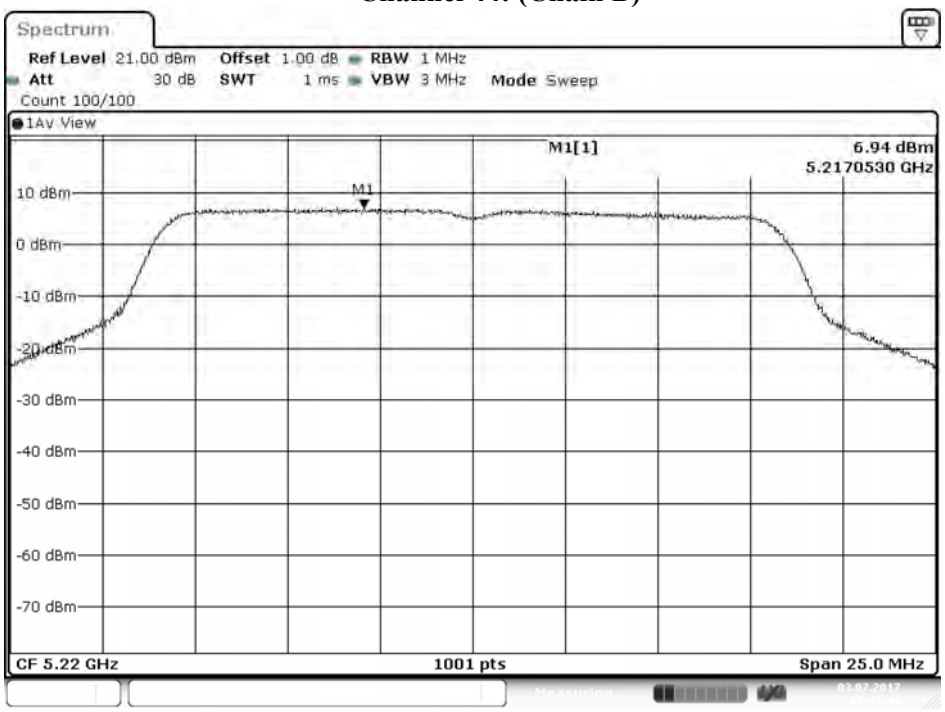

Date: 3.JUL.2017 18:41:49

Channel 48: (Chain A)

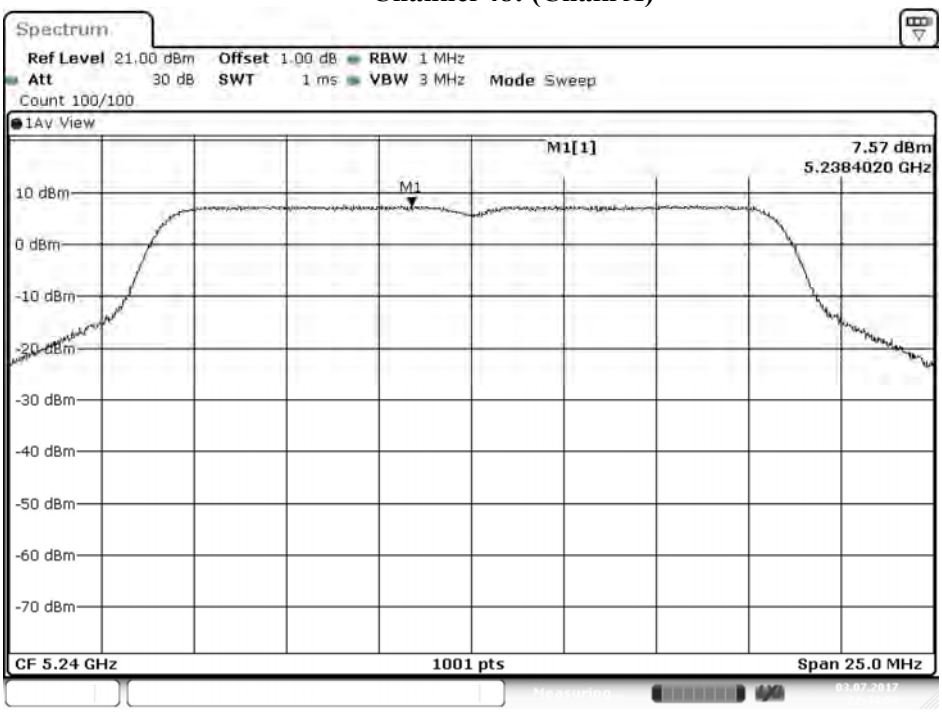

Date: 3.JUL.2017 22:44:56

Channel 48: (Chain B)

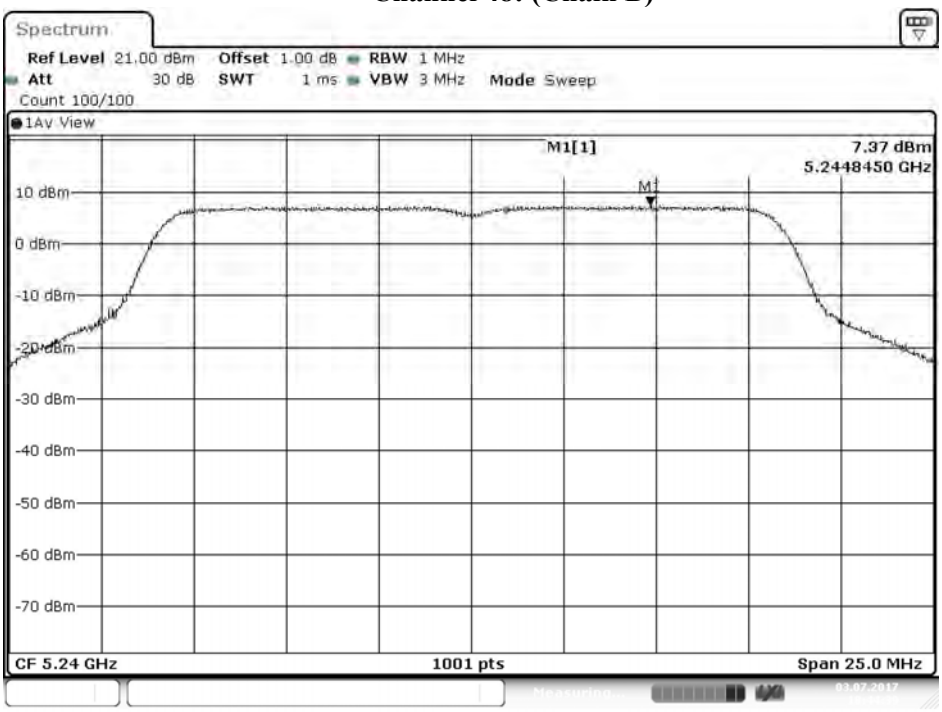

Date: 3.JUL.2017 18:44:39

Channel 52: Chain A

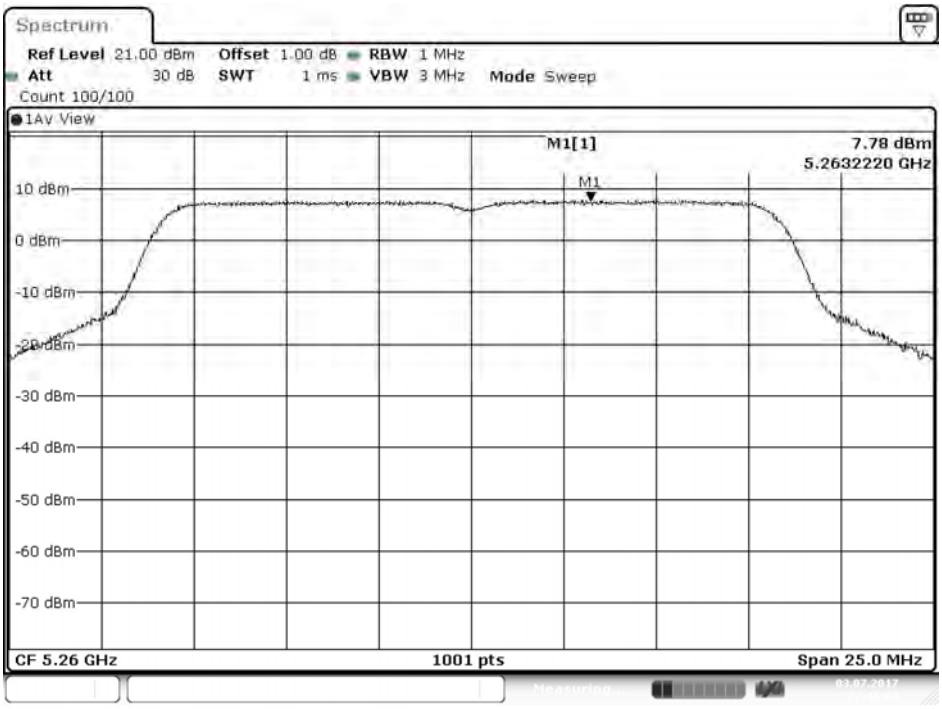

Date: 3.JUL.2017 22:46:05

Channel 52: Chain B

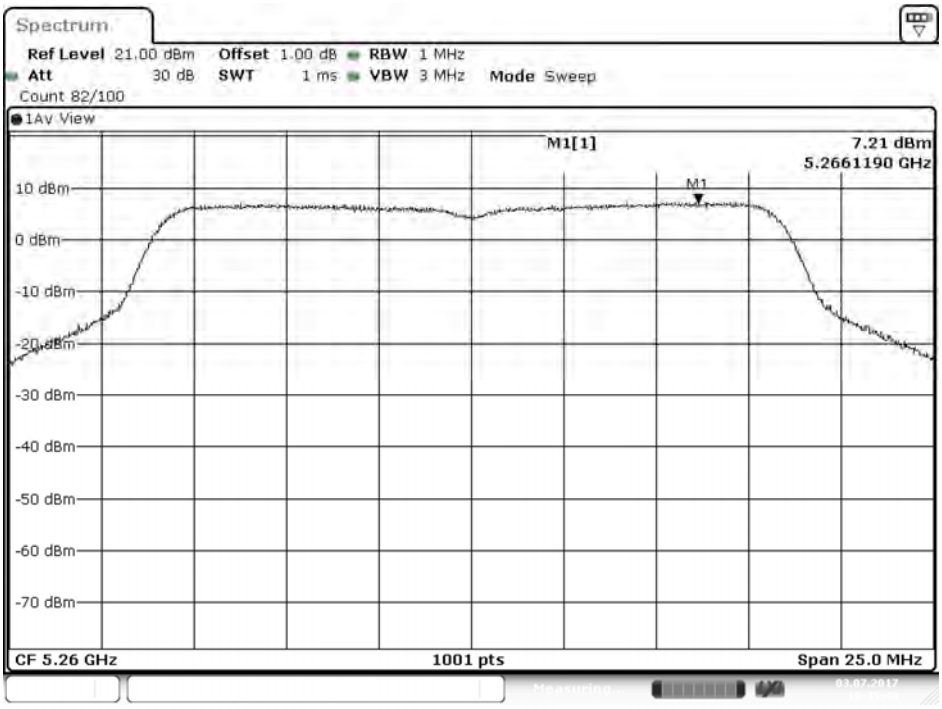

Date: 3.JUL.2017 18:45:48

Channel 60: Chain A

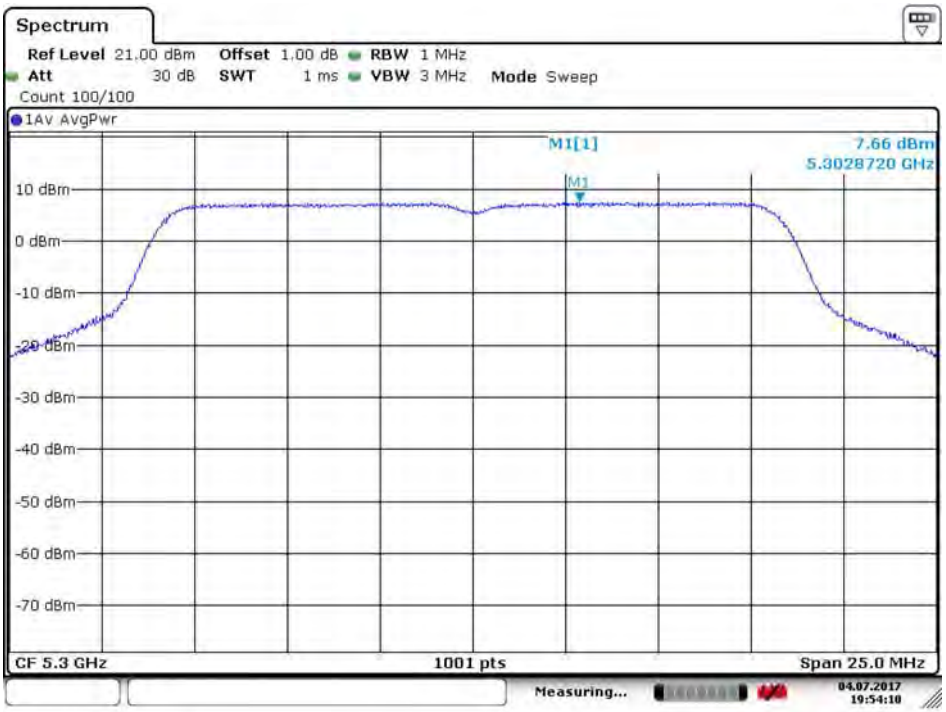

Date: 4.JUL.2017 19:54:10

Channel 60: Chain B

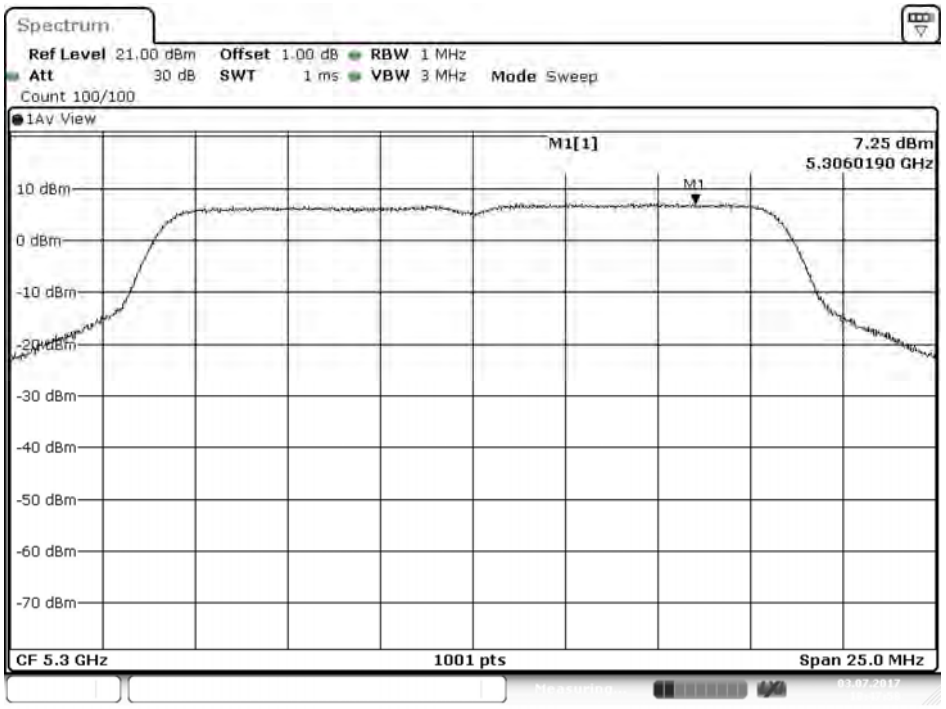

Date: 3.JUL.2017 18:47:58

Channel 64: Chain A

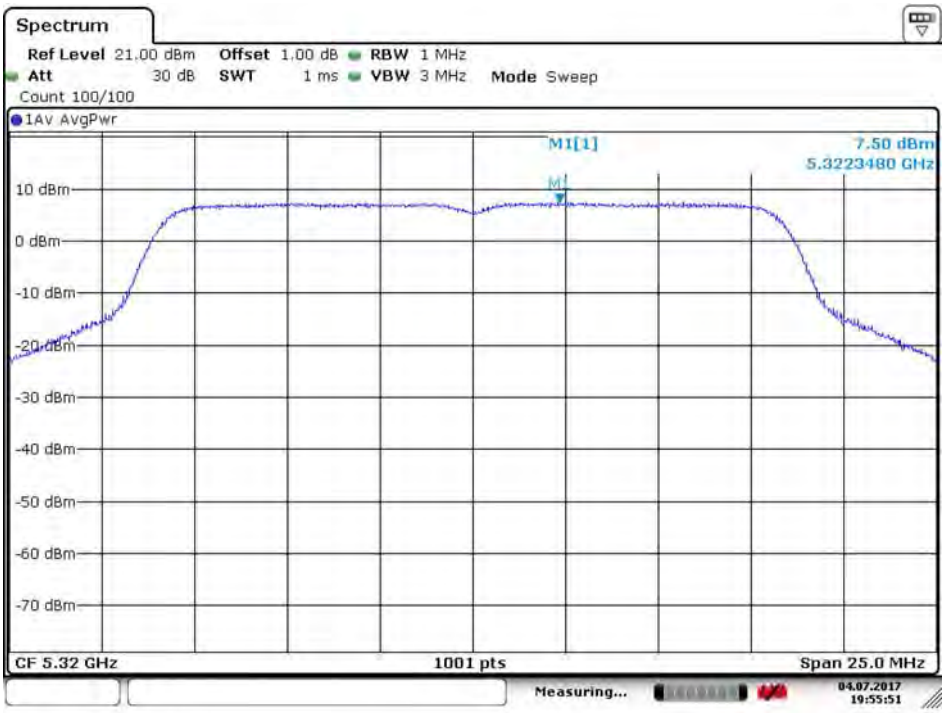

Date: 4.JUL.2017 19:55:51

Channel 64: Chain B

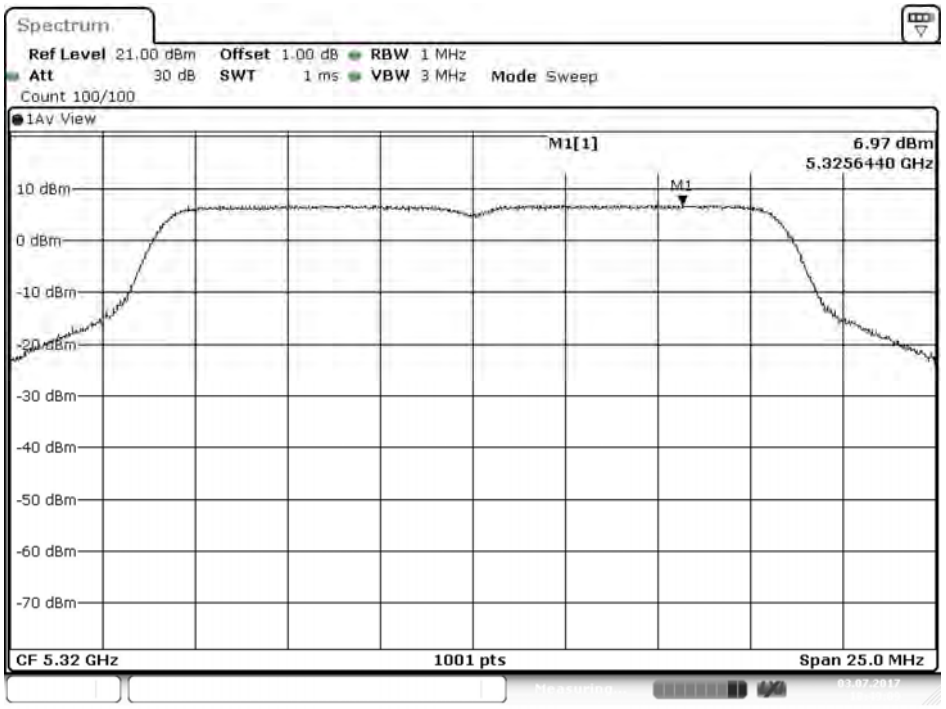

Date: 3.JUL.2017 18:49:09

Channel 100: Chain A

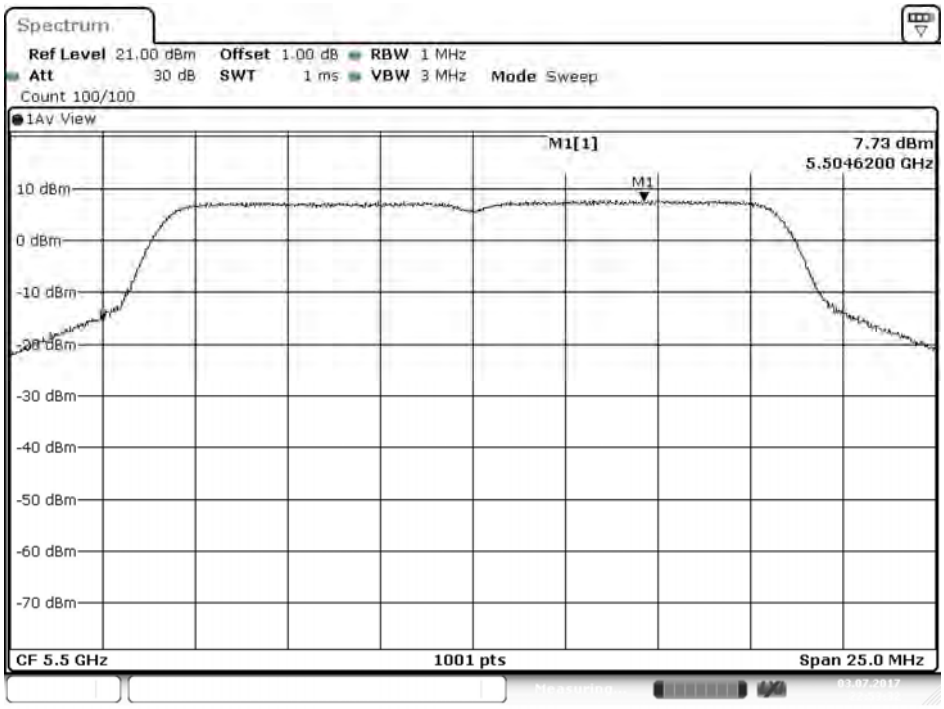

Date: 3.JUL.2017 22:53:32

Channel 100: Chain B

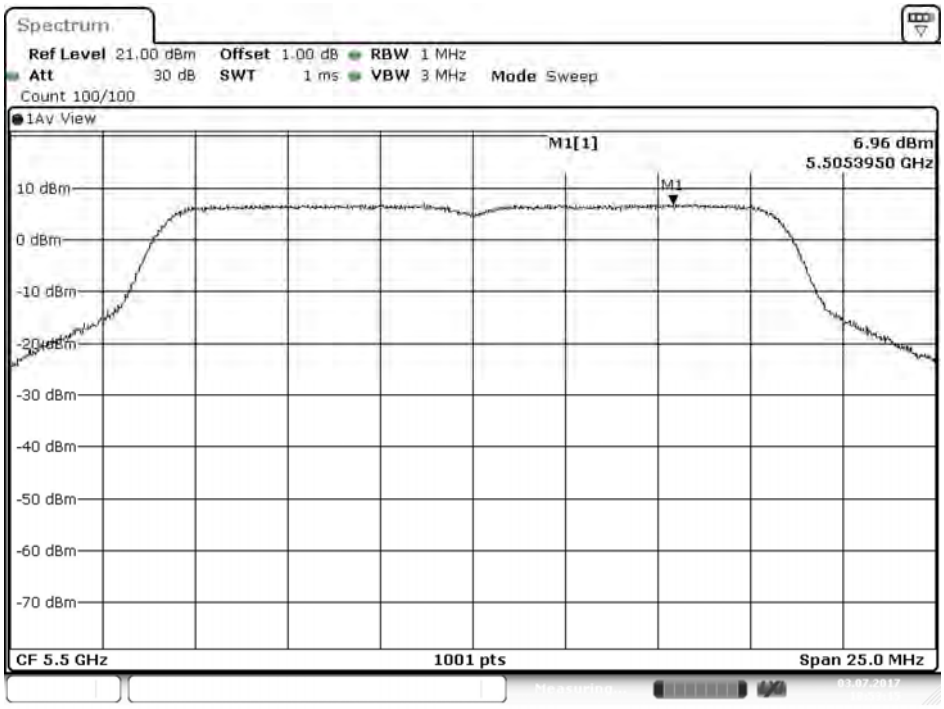

Date: 3.JUL.2017 18:53:16

Channel 116: Chain A

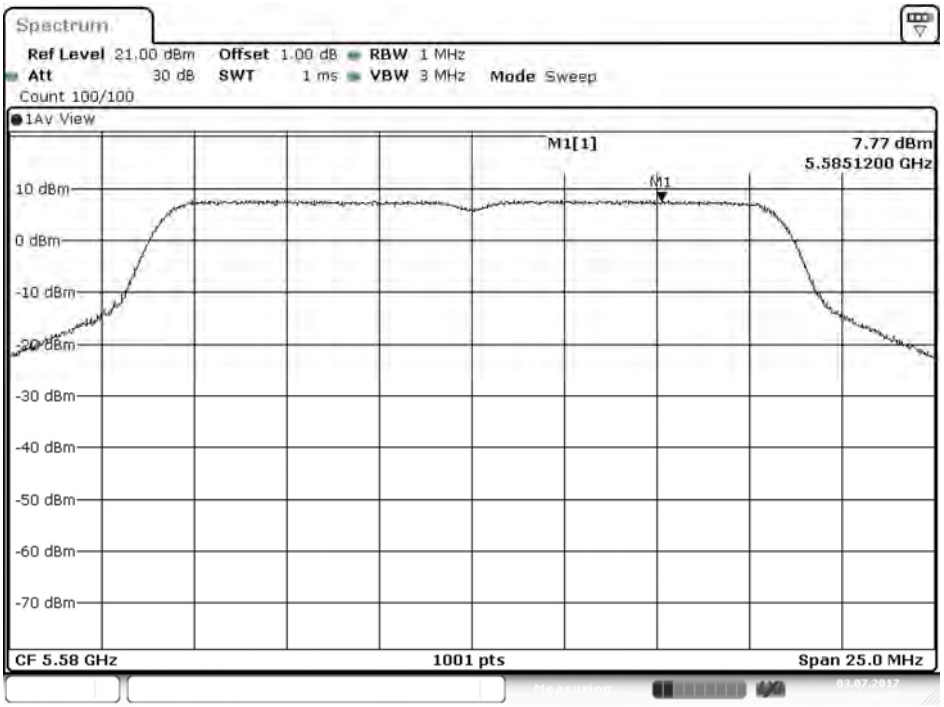

Date: 3.JUL.2017 22:54:37

Channel 116: Chain B

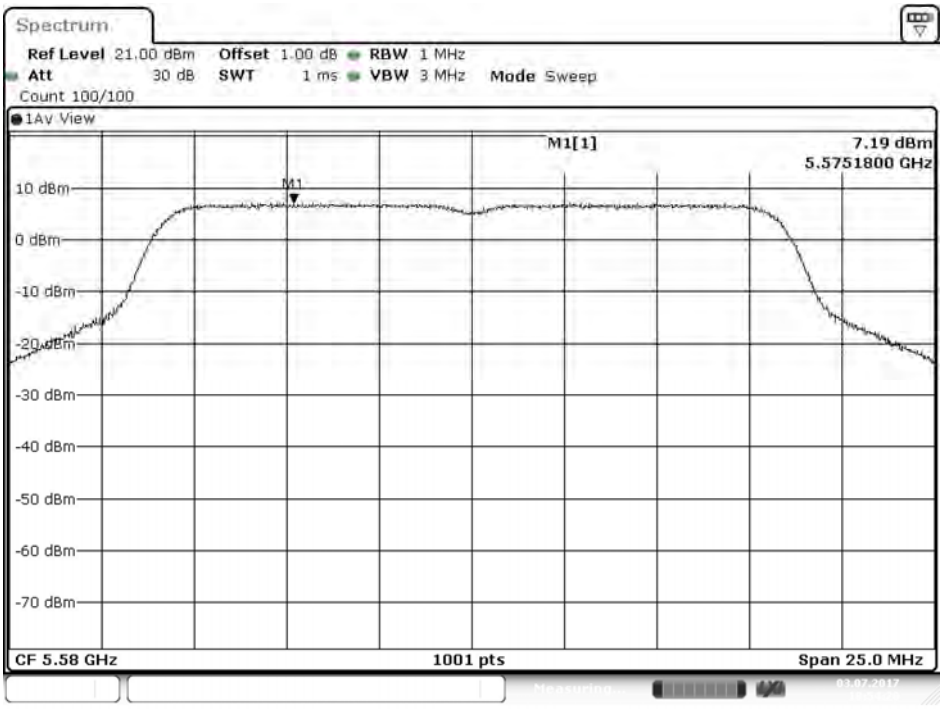

Date: 3.JUL.2017 18:54:20

Channel 140: Chain A

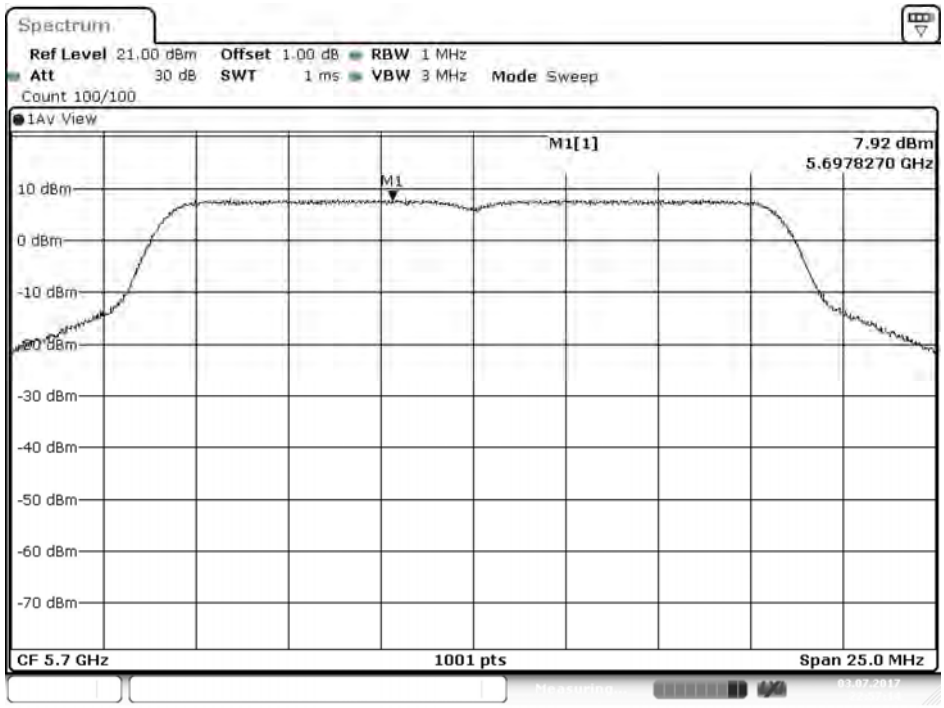

Date: 3.JUL.2017 22:57:14

Channel 140: Chain B

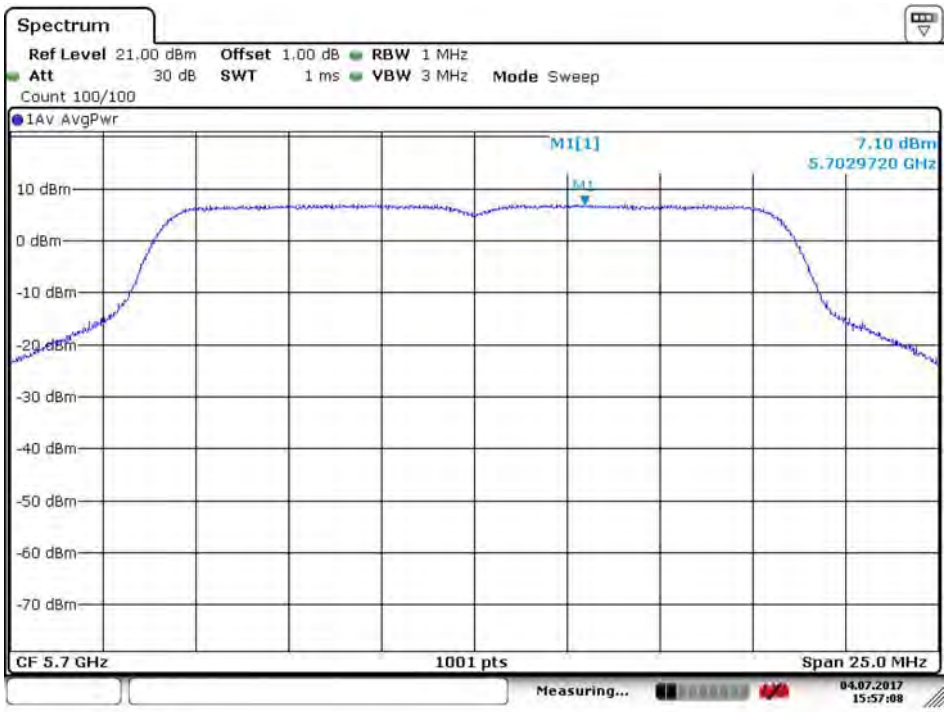

Date: 4.JUL.2017 15:57:09

Channel 149: (Chain A)

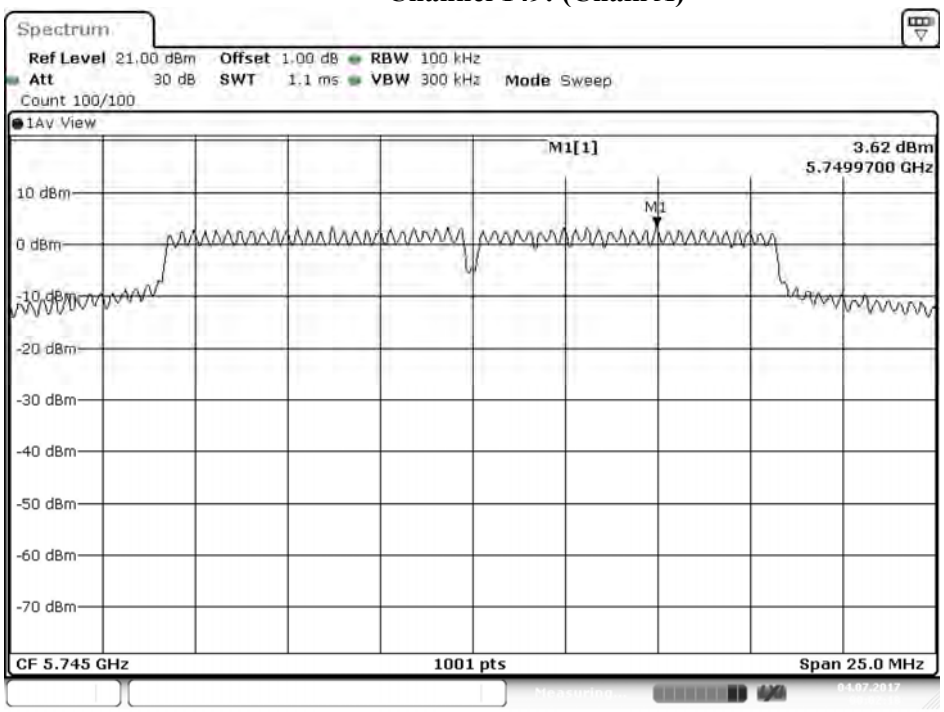

Date: 4.JUL.2017 00:02:18

Channel 149: (Chain B)

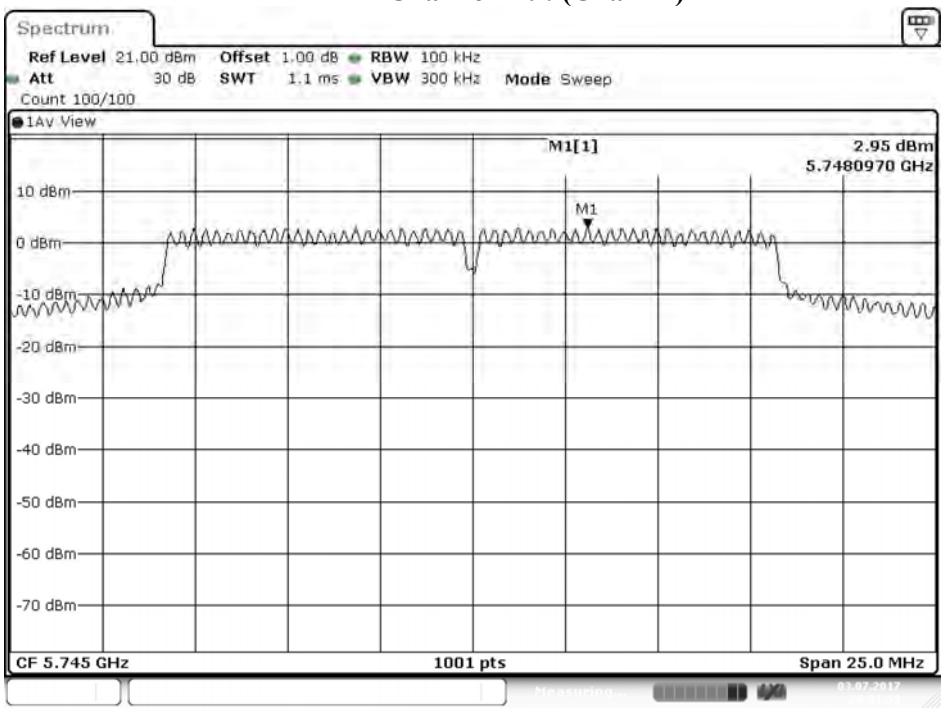

Date: 3.JUL.2017 20:01:59

Channel 157: (Chain A)

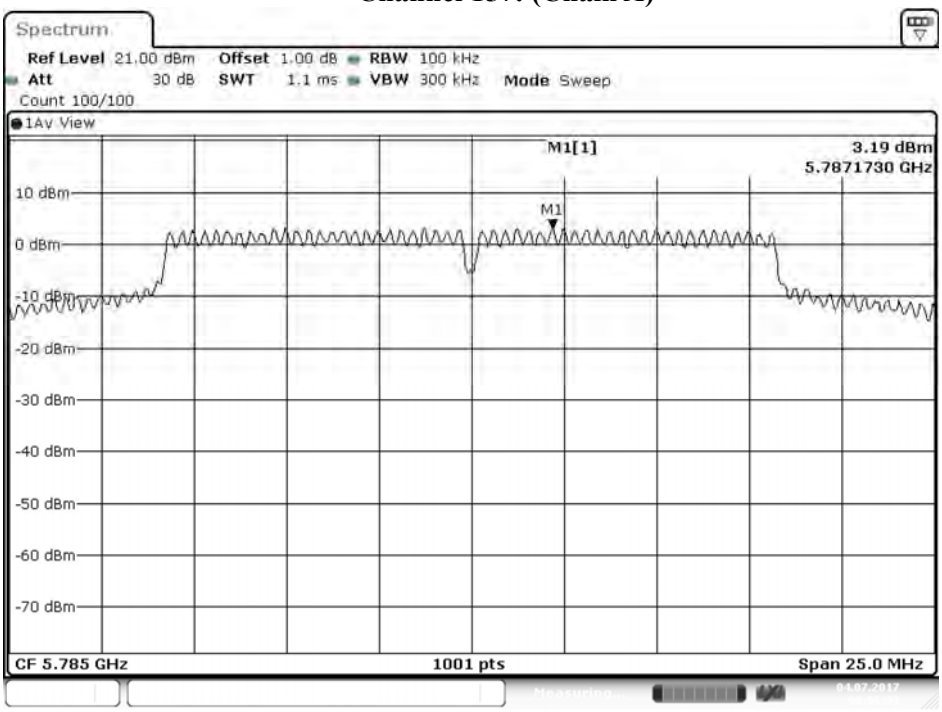

Date: 4.JUL.2017 00:06:34

Channel 157: (Chain B)

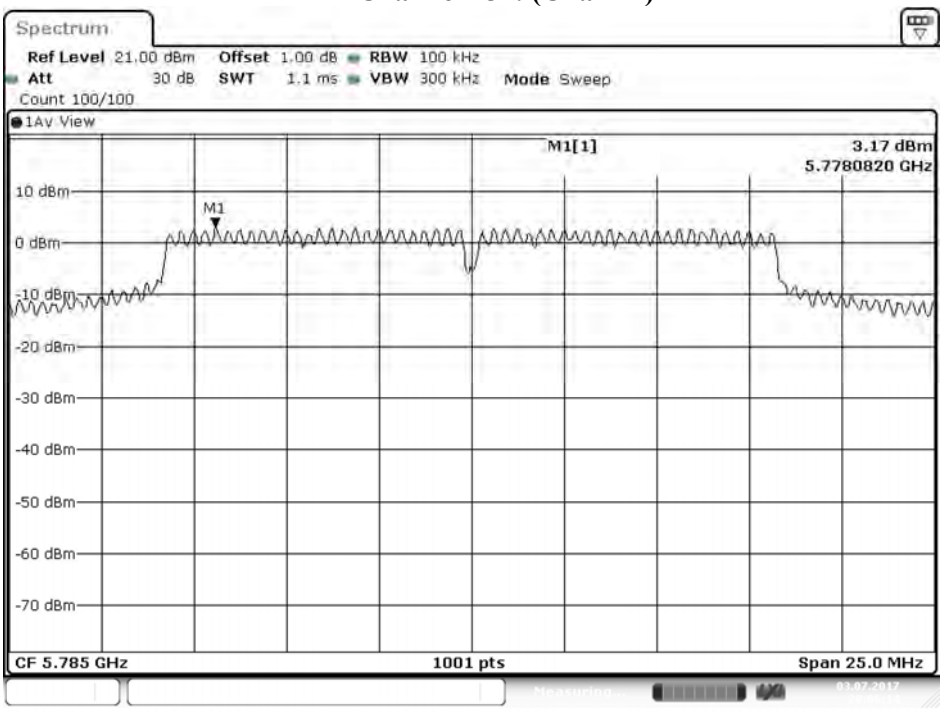

Date: 3.JUL.2017 20:06:15

Channel 165: (Chain A)

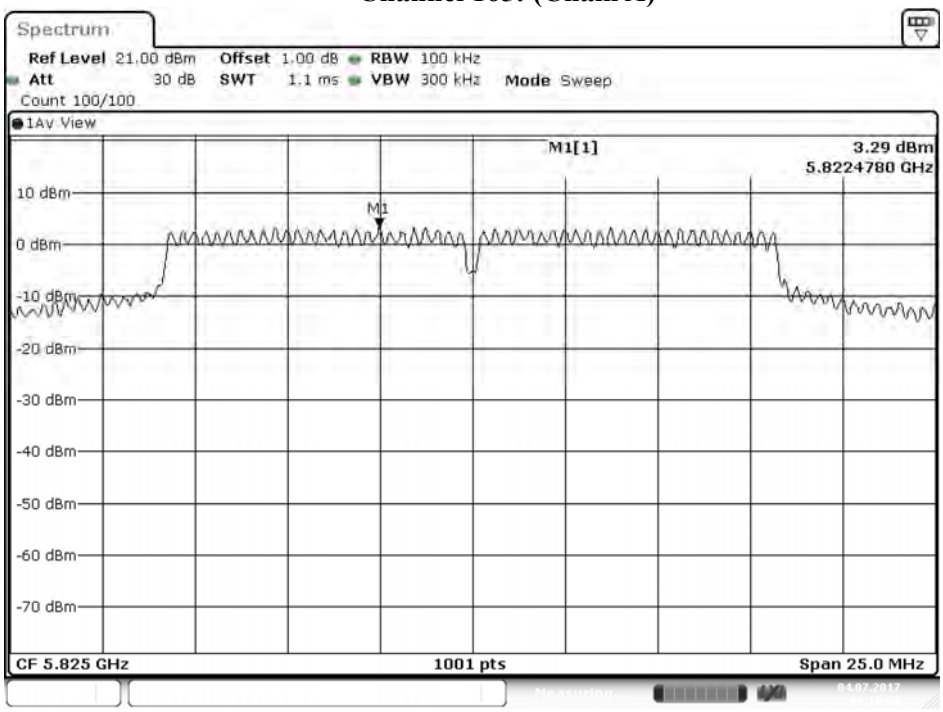

Date: 4.JUL.2017 00:10:01

Channel 165: (Chain B)

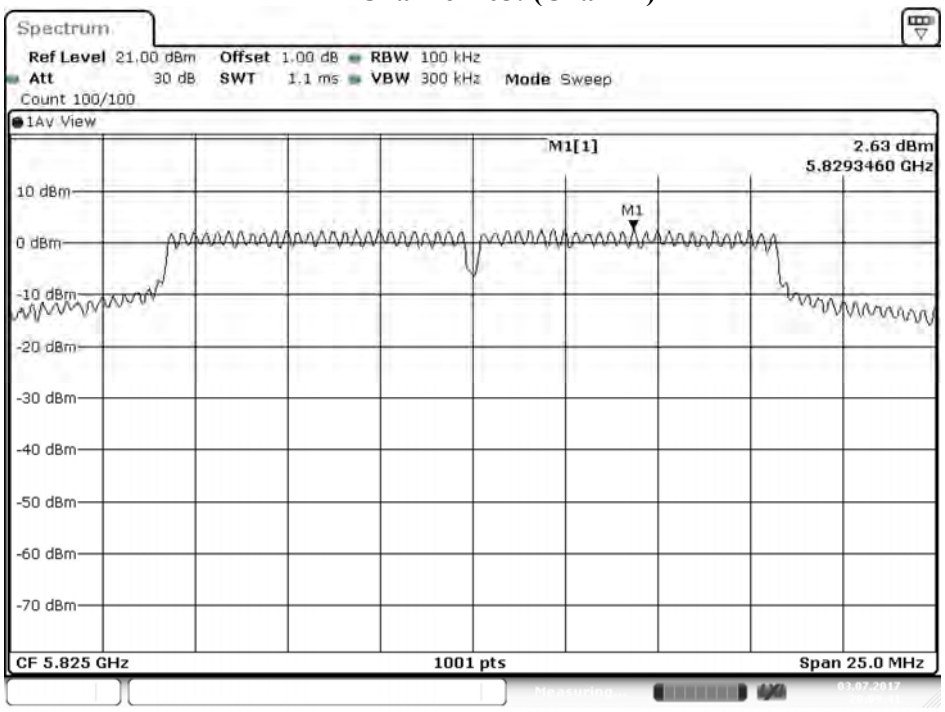

Date: 3.JUL.2017 20:09:42

待測物名稱：Intel® Wireless-AC 9560
待測物型號：9560NGW　　測試項目：峰值功率頻譜密度
測試頻道：--　　測試模式：Mode 1: 發射器 802.11n-20BW
6 dB 頻寬：1MHz　　視頻頻寬：1MHz
檢測器：峰值　　環境溫度：21 ℃
測試日期：106 年 07 月 03 日　　環境濕度：53 %

Channel Number	Frequency (MHz)	Chain	PPSD (dBm)	Total PPSD (dBm)	Required Limit (dBm)	Result
36	5180	A	6.460	9.470	11	Pass
		B	6.120	9.130	11	Pass
44	5220	A	7.650	10.660	11	Pass
		B	6.810	9.820	11	Pass
48	5240	A	7.540	10.550	11	Pass
		B	7.000	10.010	11	Pass
52	5260	A	7.680	10.690	11	Pass
		B	7.430	10.440	11	Pass
60	5300	A	7.960	10.970	11	Pass
		B	7.180	10.190	11	Pass
64	5320	A	7.920	10.930	11	Pass
		B	6.940	9.950	11	Pass
100	5500	A	7.860	10.870	11	Pass
		B	6.970	9.980	11	Pass
116	5580	A	7.920	10.930	11	Pass
		B	7.240	10.250	11	Pass
140	5700	A	7.590	10.600	11	Pass
		B	7.190	10.200	11	Pass

Note :
The quantity 10*log 2 (two antennas) is added to the spectrum peak value according to document 662911 D01.

Channel Number	Frequency (MHz)	Chain	PPSD (dBm)	BWCF (dB)	Total PPSD (dBm)	Required Limit (dBm)	Result
149	5745	A	2.520	6.980	12.510	<30	Pass
		B	2.440	6.980	12.430	<30	Pass
157	5785	A	2.410	6.980	12.400	<30	Pass
		B	2.120	6.980	12.110	<30	Pass
165	5825	A	2.530	6.980	12.520	<30	Pass
		B	2.310	6.980	12.300	<30	Pass

Note :

The quantity 10*log 2 (two antennas) is added to the spectrum peak value according to document 662911 D01.

Channel 36: (Chain A)

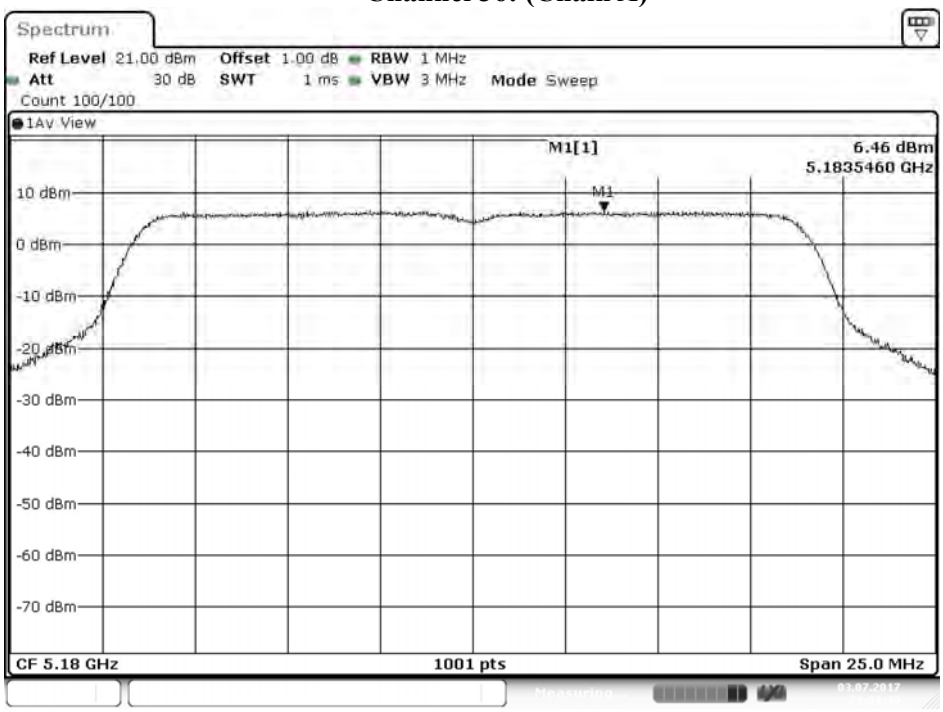

Date: 3.JUL.2017 23:01:49

Channel 36: (Chain B)

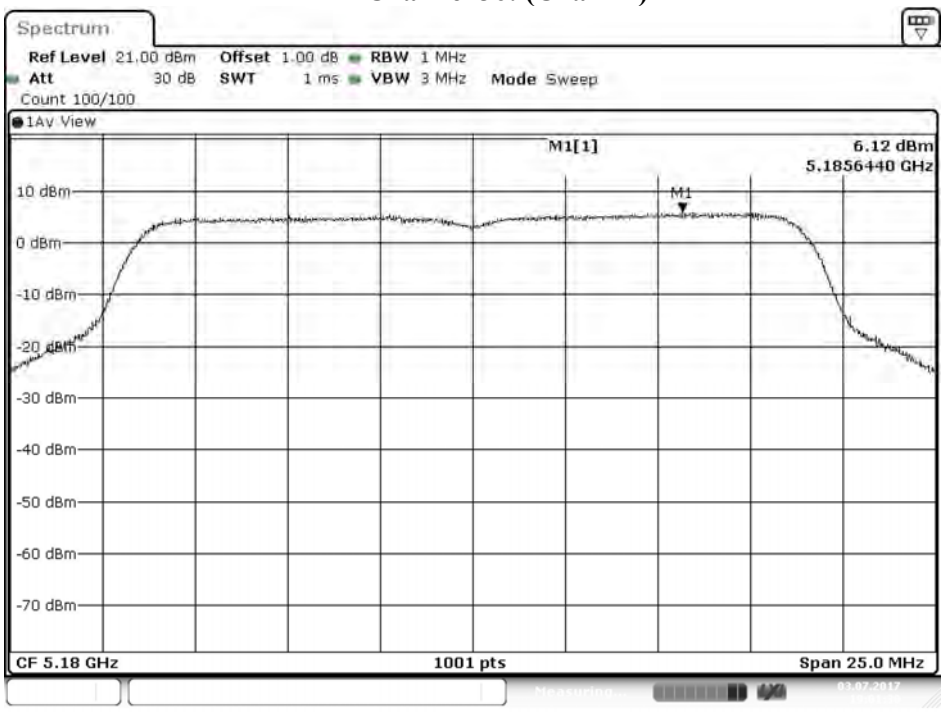

Date: 3.JUL.2017 19:01:30

Channel 44: (Chain A)

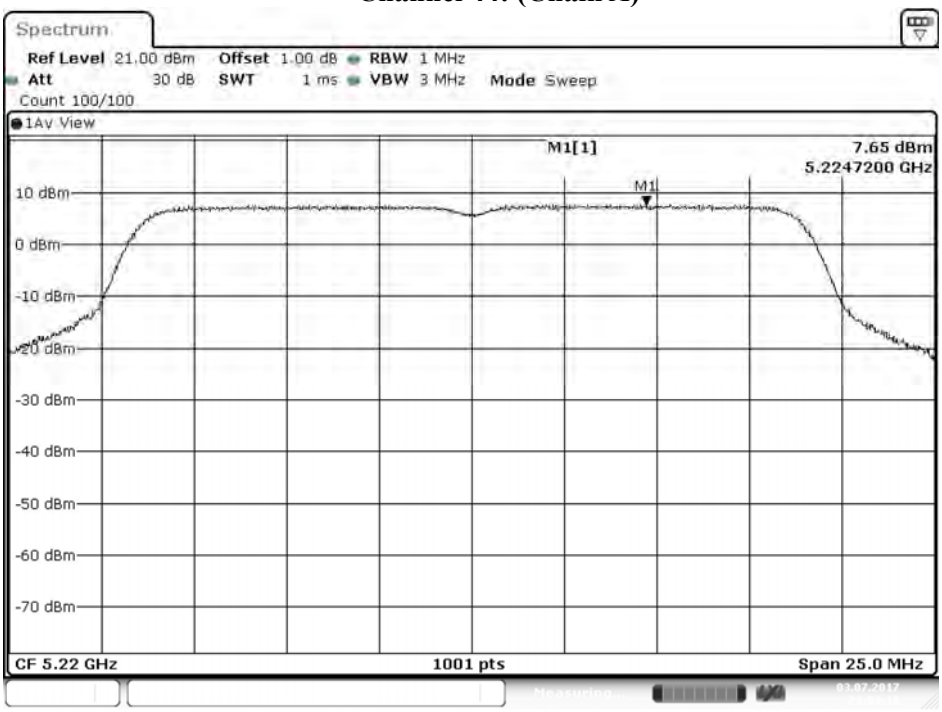

Date: 3.JUL.2017 23:03:18

Channel 44: (Chain B)

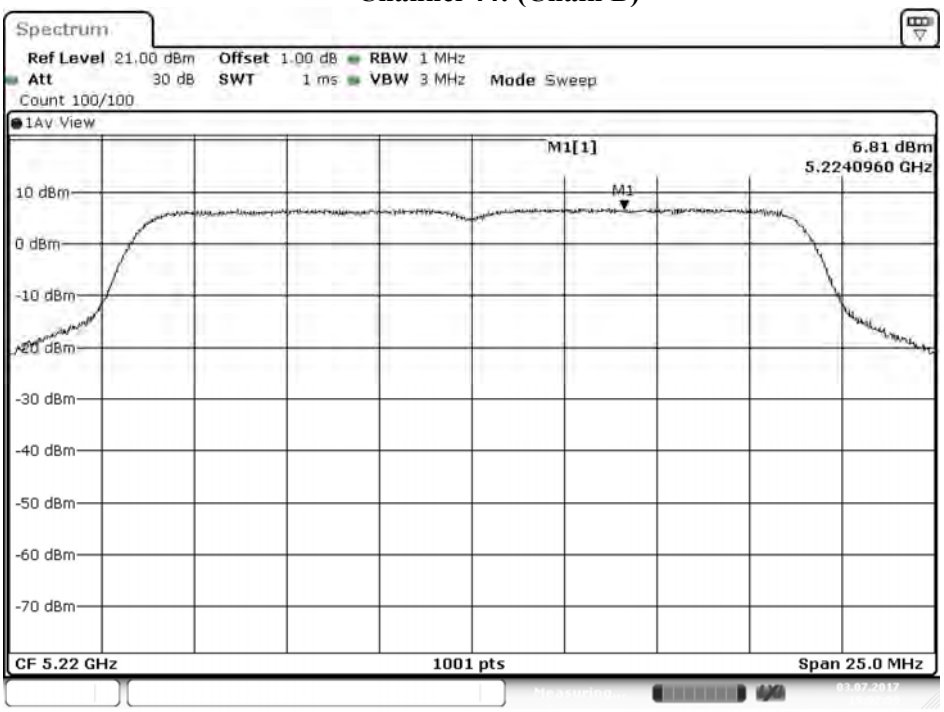

Date: 3.JUL.2017 19:03:00

Channel 48: (Chain A)

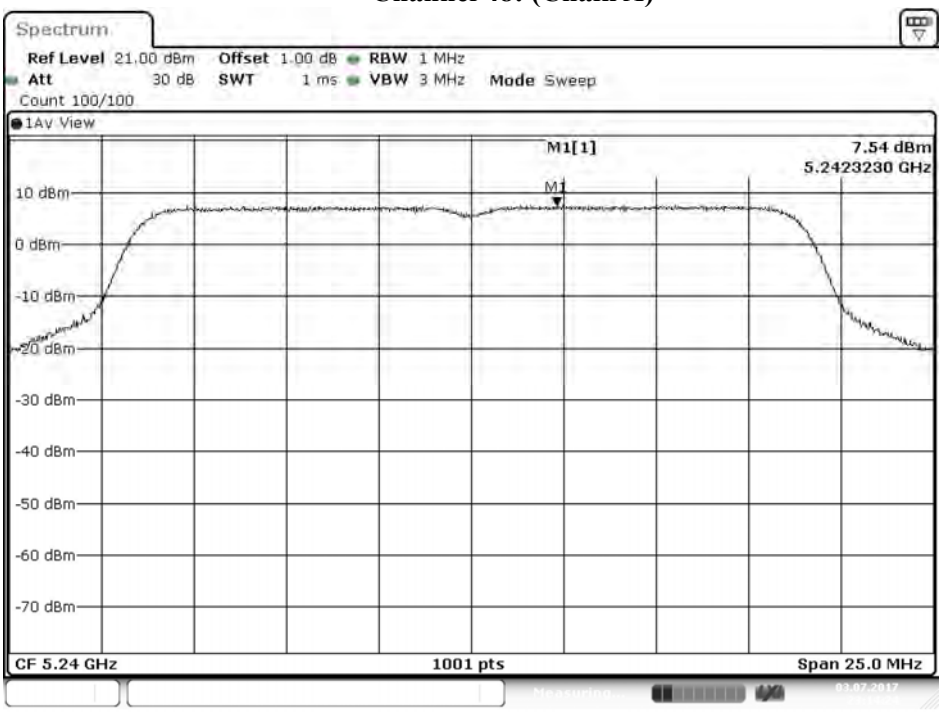

Date: 3.JUL.2017 23:14:25

Channel 48: (Chain B)

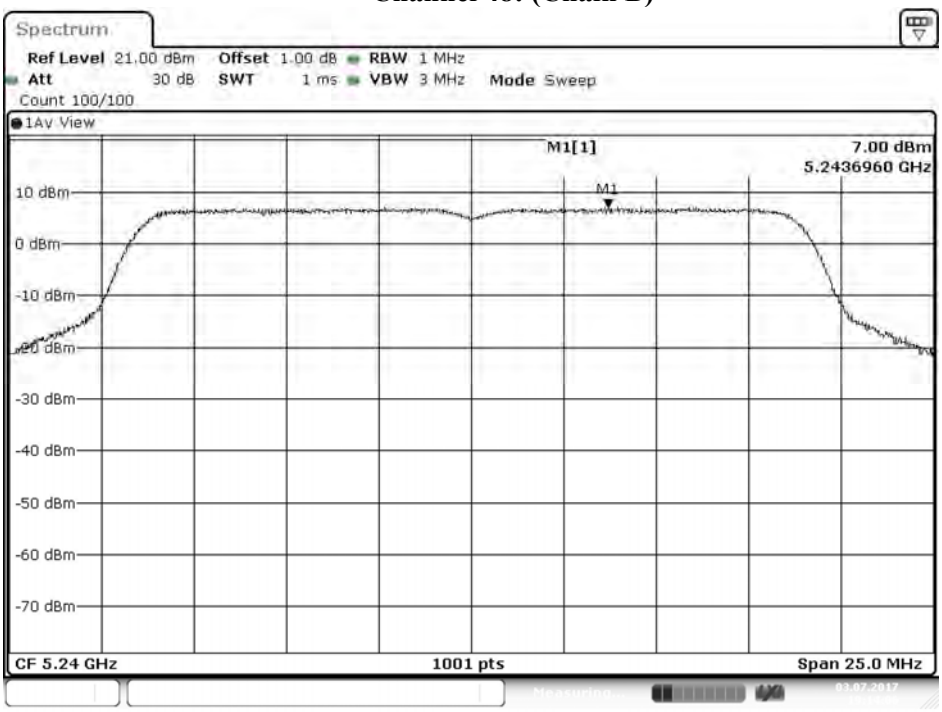

Date: 3.JUL.2017 19:14:06

Channel 52: Chain A

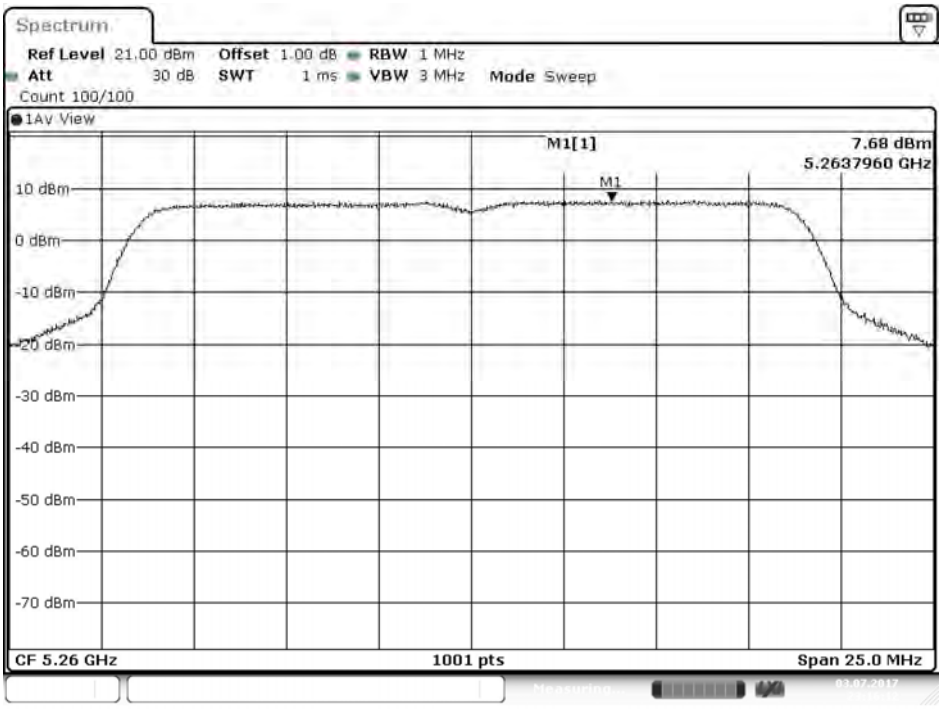

Date: 3.JUL.2017 23:16:12

Channel 52: Chain B

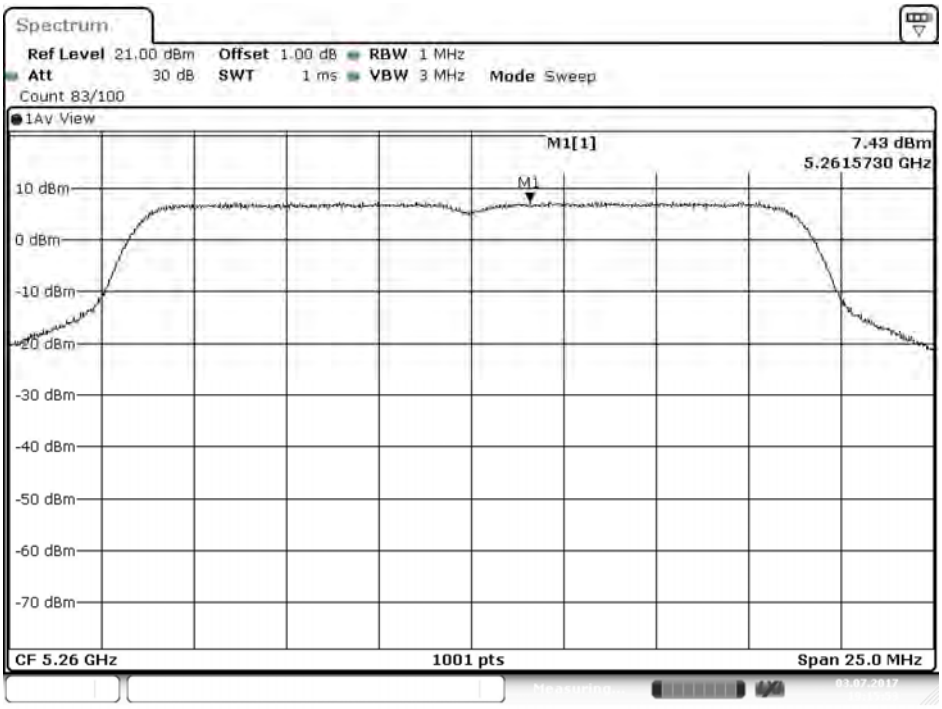

Date: 3.JUL.2017 19:15:53

Channel 60: Chain A

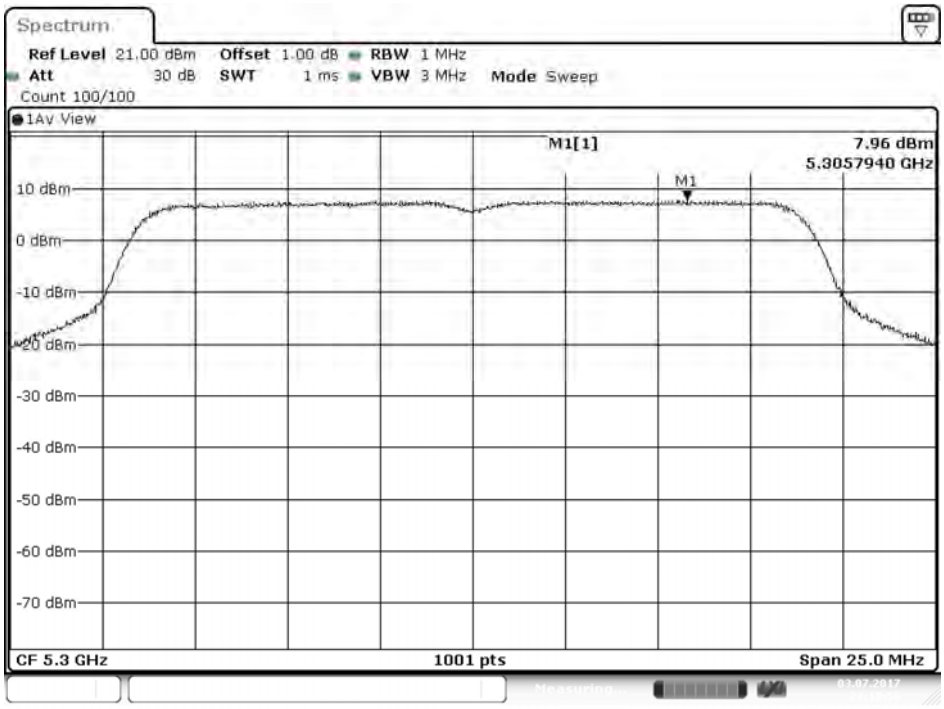

Date: 3.JUL.2017 23:18:57

Channel 60: Chain B

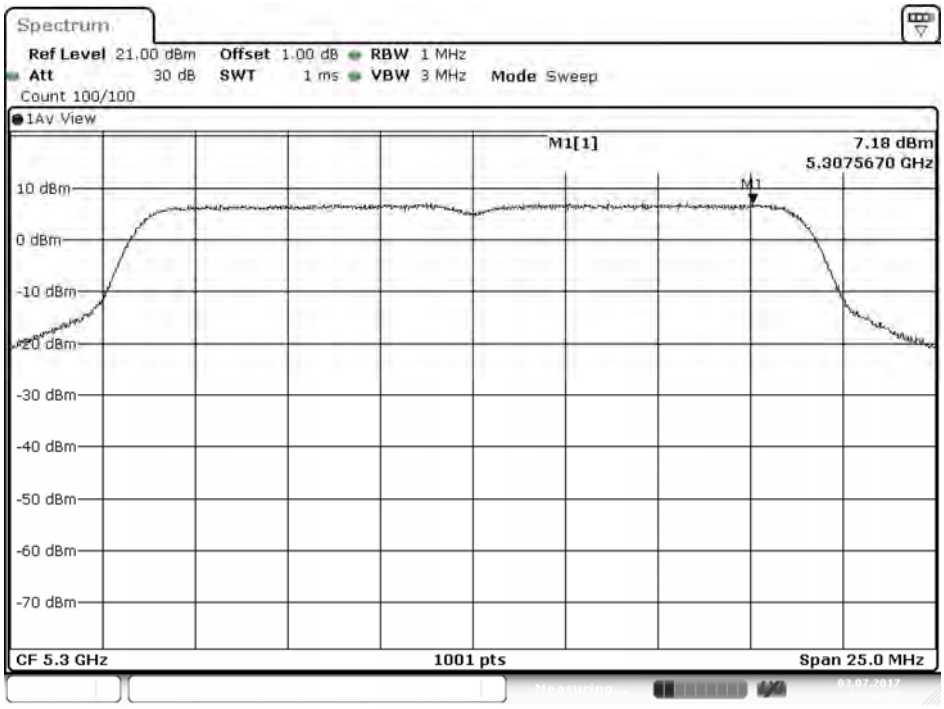

Date: 3.JUL.2017 19:18:38

Channel 64: Chain A

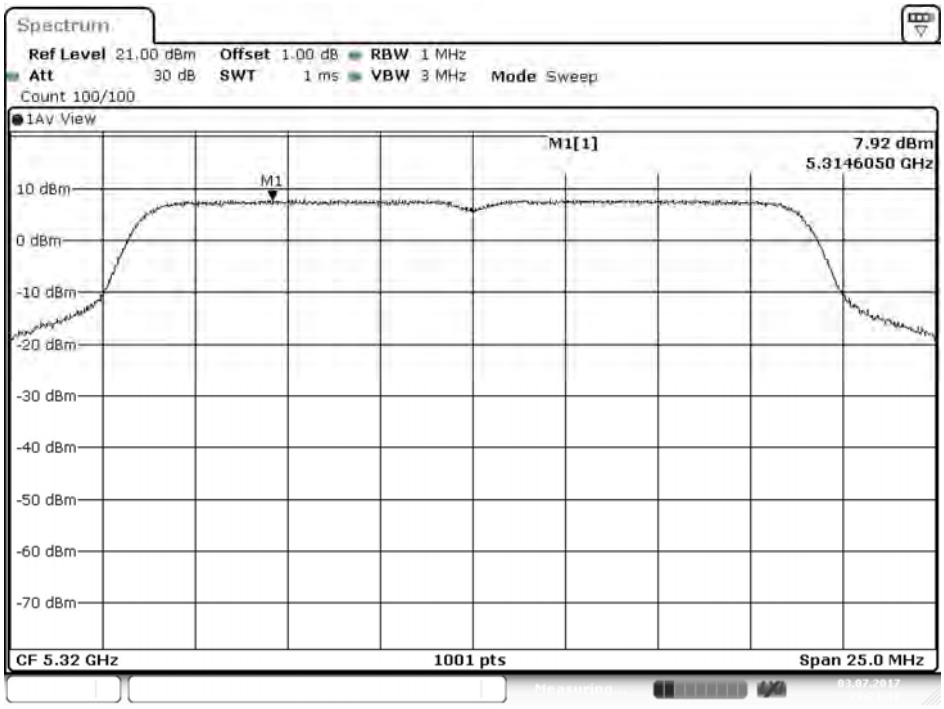

Date: 3.JUL.2017 23:21:18

Channel 64: Chain B

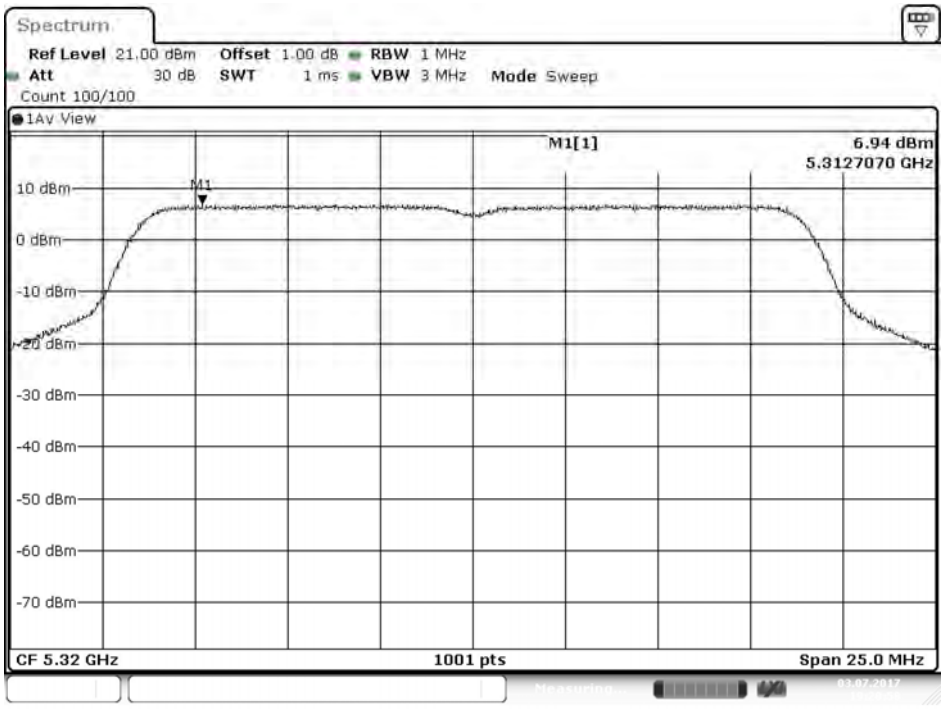

Date: 3.JUL.2017 19:20:59

Channel 100: Chain A

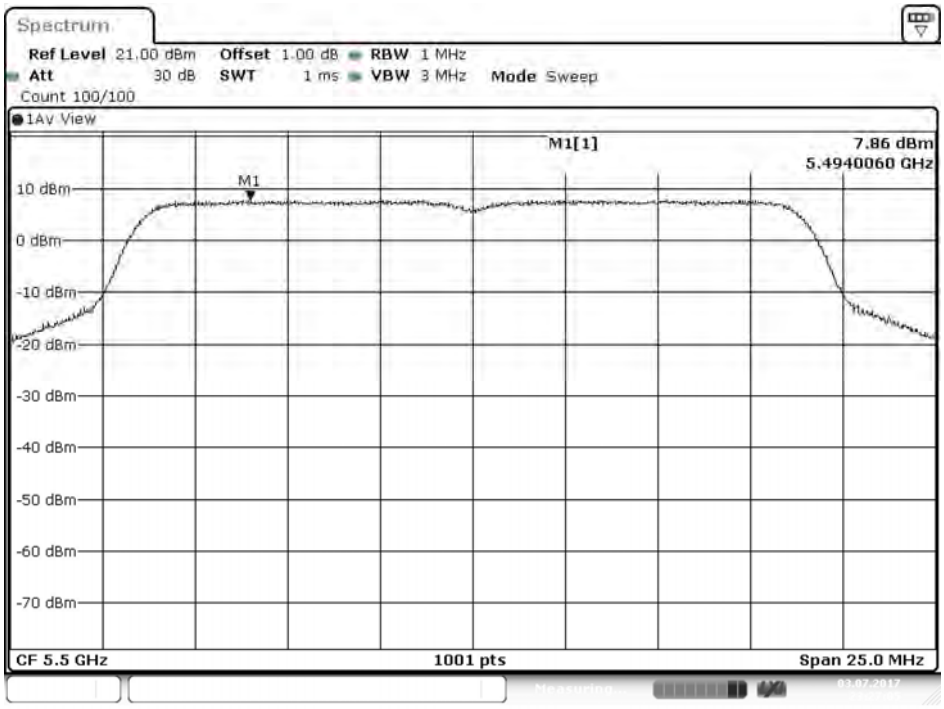

Date: 3.JUL.2017 23:27:05

Channel 100: Chain B

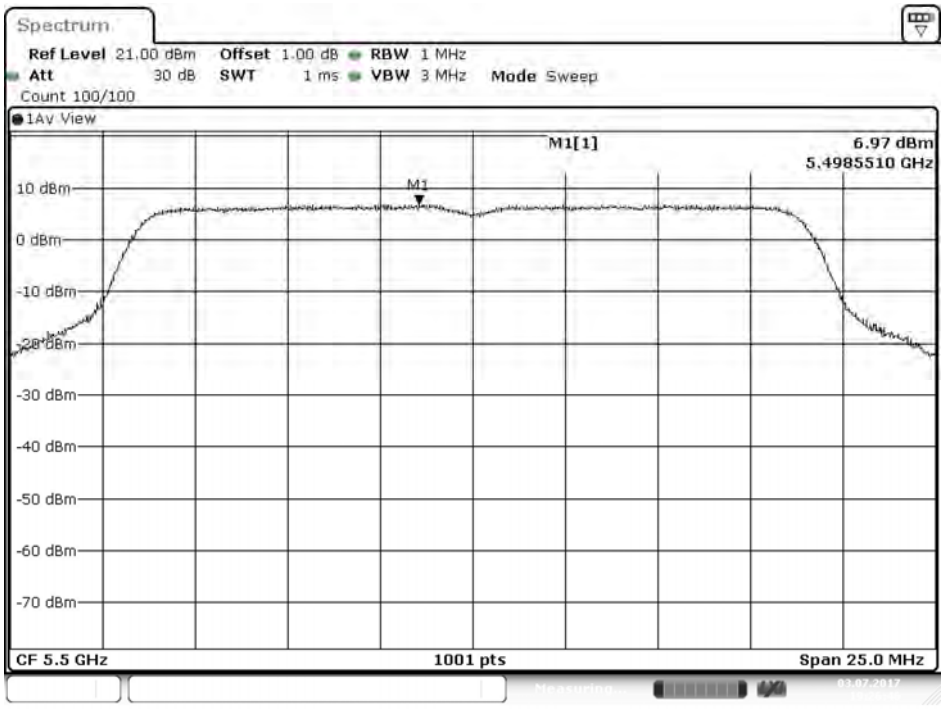

Date: 3.JUL.2017 19:26:46

Channel 116: Chain A

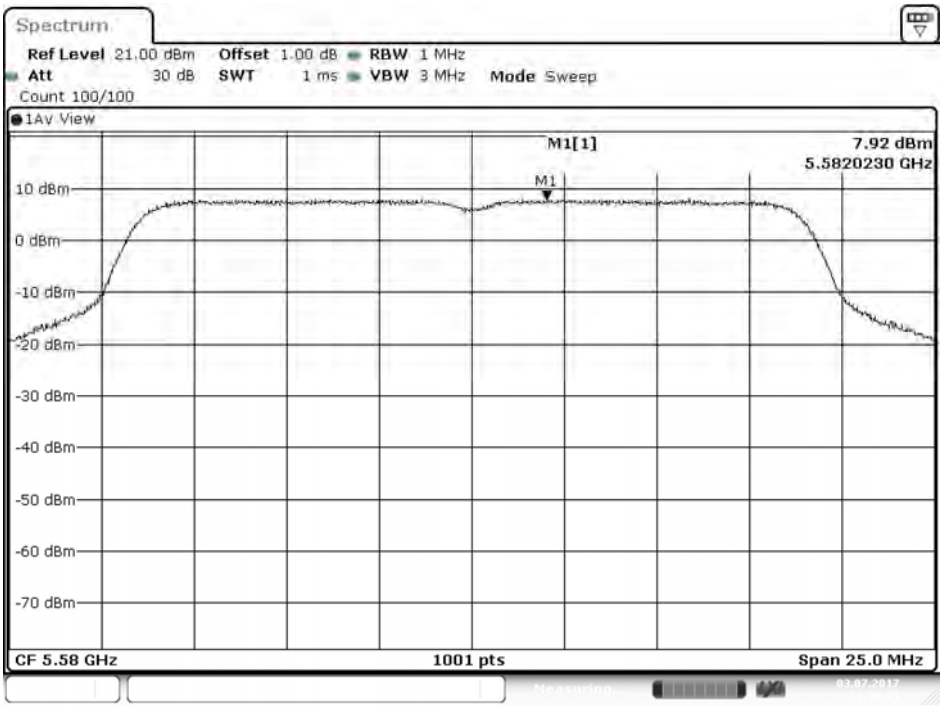

Date: 3.JUL.2017 23:30:06

Channel 116: Chain B

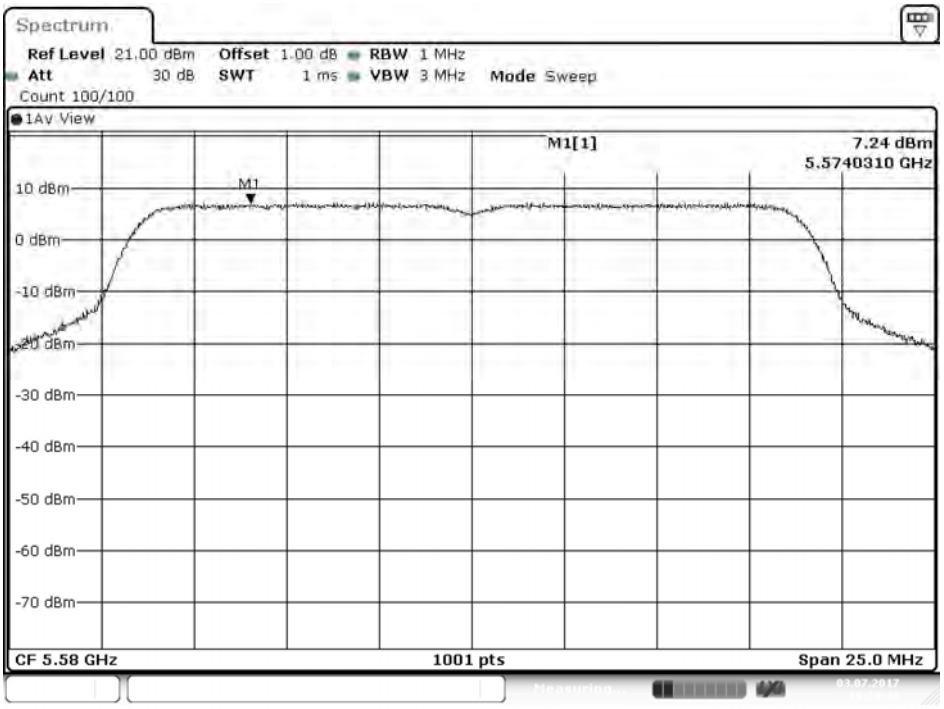

Date: 3.JUL.2017 19:29:47

Channel 140: Chain A

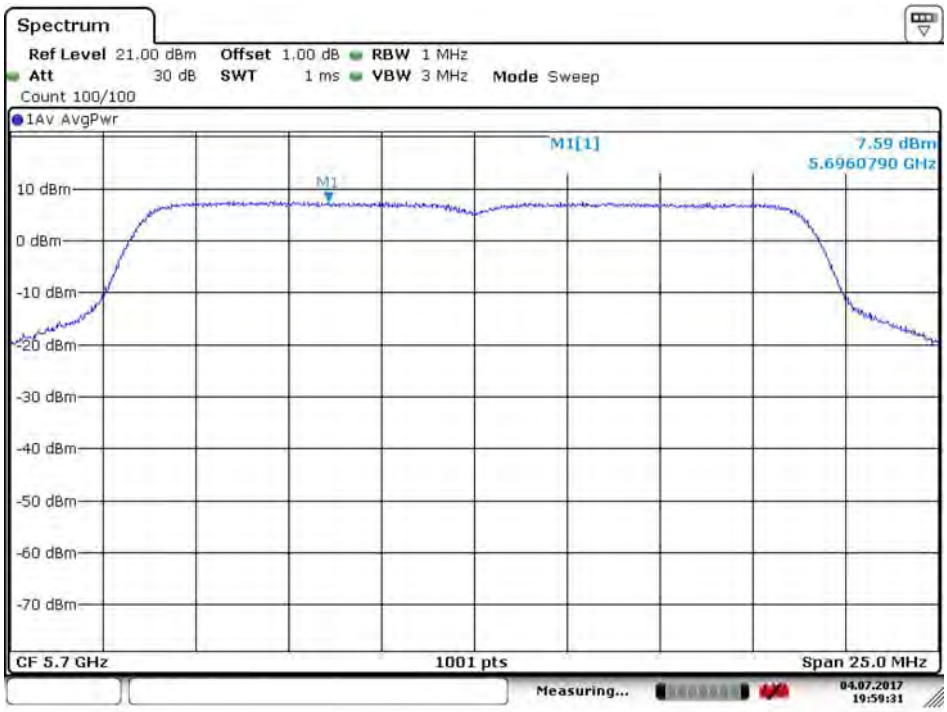

Date: 4.JUL.2017 19:59:31

Channel 140: Chain B

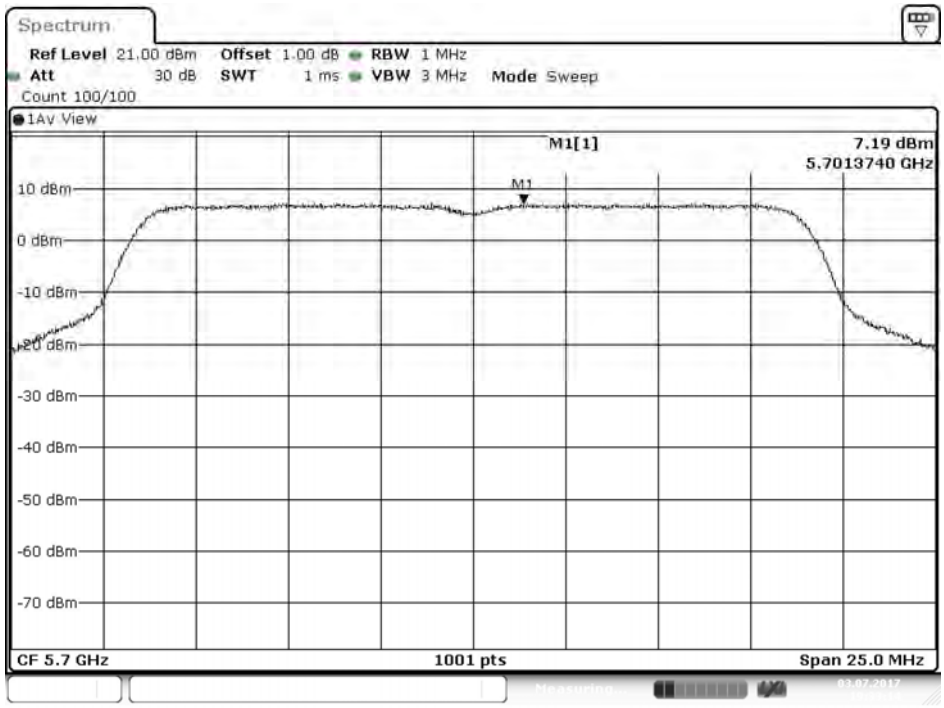

Date: 3.JUL.2017 19:33:14

Channel 149: (Chain A)

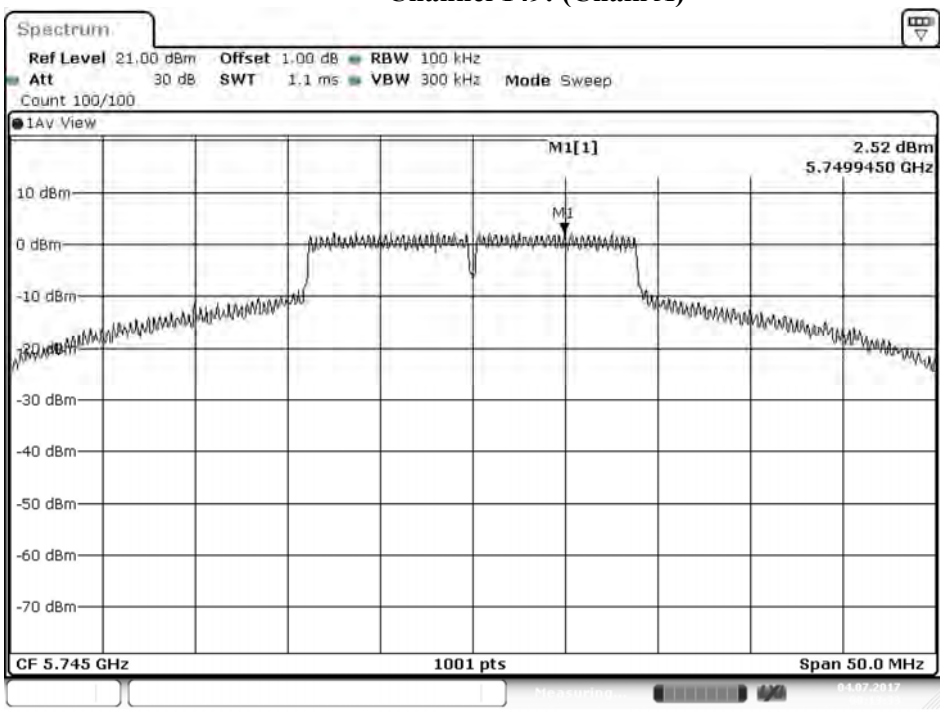

Date: 4.JUL.2017 00:13:34

Channel 149: (Chain B)

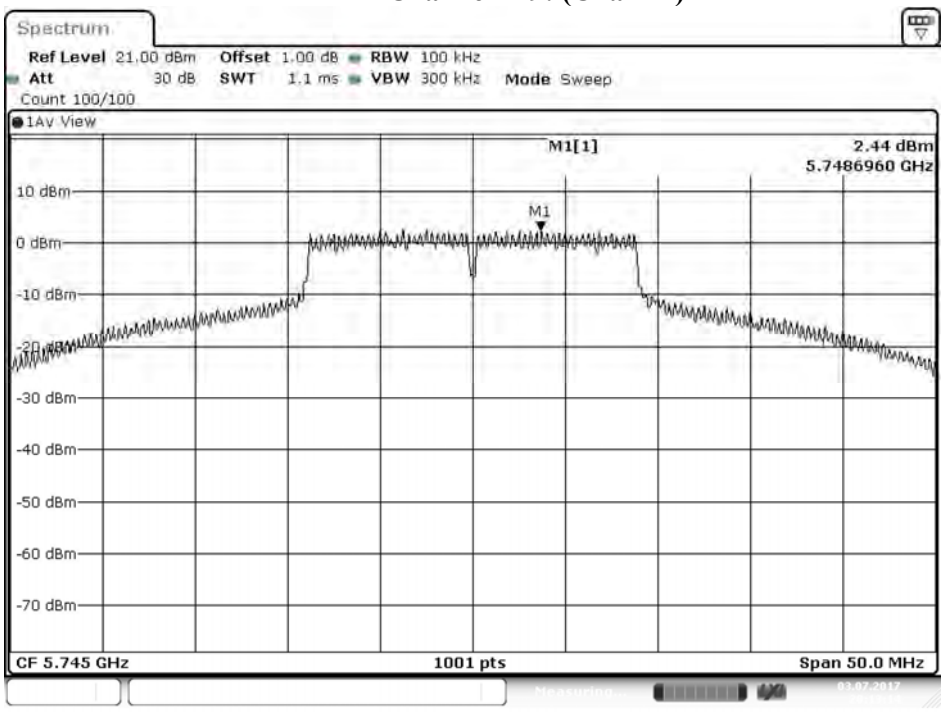

Date: 3.JUL.2017 20:13:15