99% Occupied Bandwidth:

Channel 50 (Chain B)

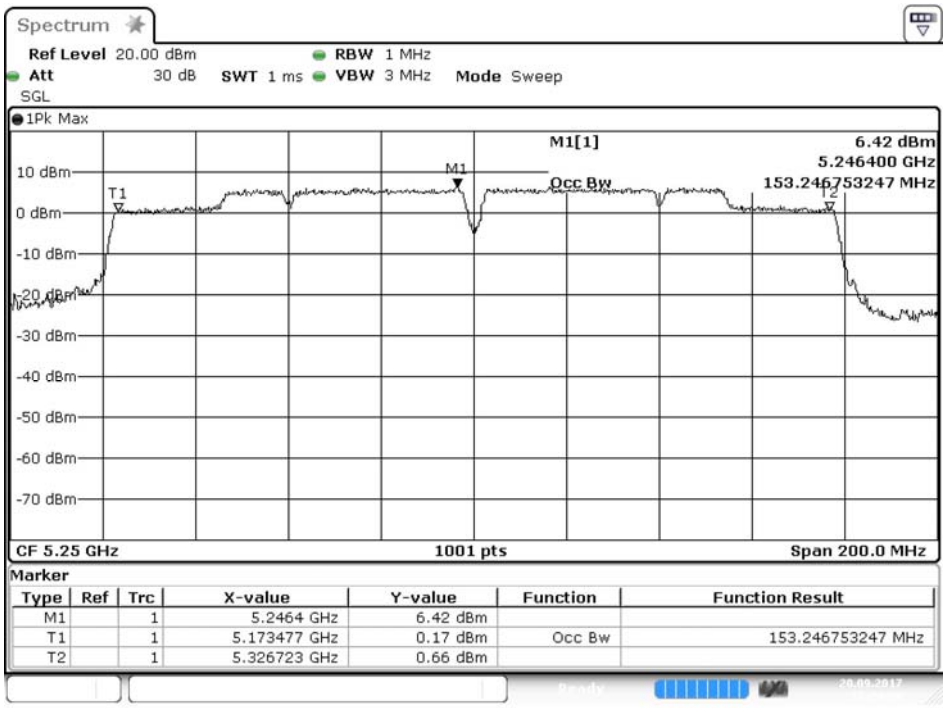

Date: 20.SEP.2017 17:24:11

Channel 114: Chain B

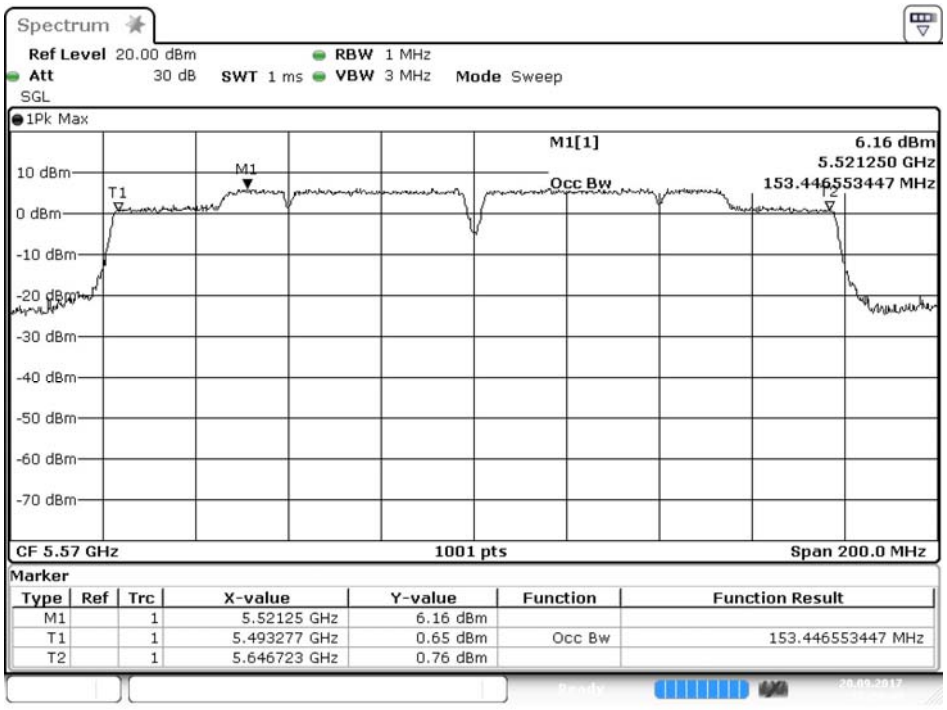

Date: 20.SEP.2017 17:24:44

Maximum conducted output power:

Channel 50 (Chain A)

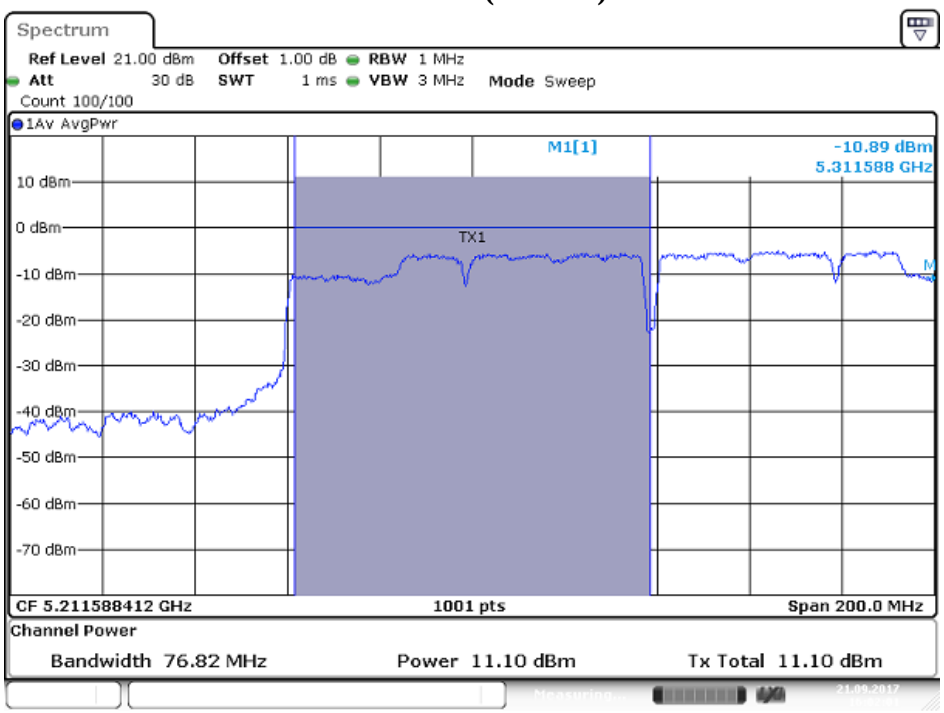

Date: 21.SEP.2017 16:02:01

Maximum conducted output power:

Channel 50 (Chain A)

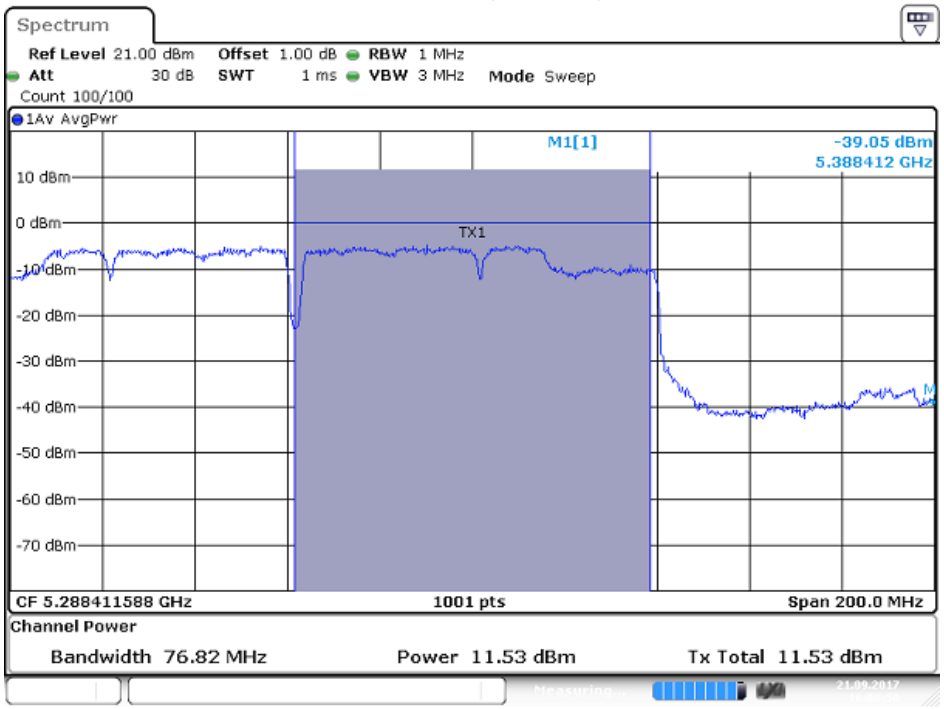

Date: 21.SEP.2017 16:00:51

Maximum conducted output power:

Channel 114 (Chain A)

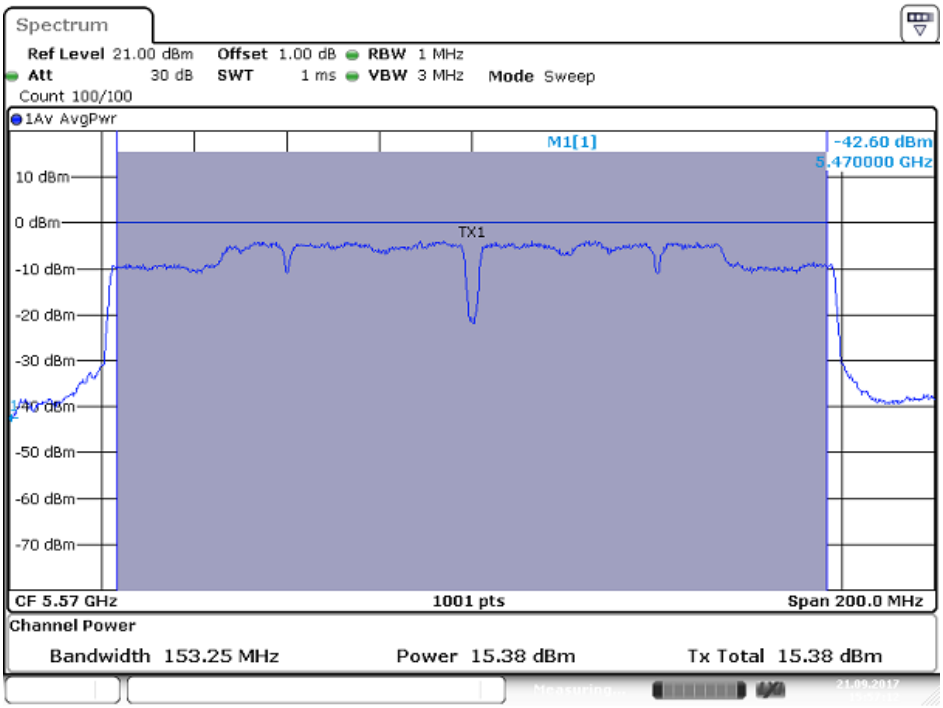

Date: 21.SEP.2017 15:57:13

Maximum conducted output power:

Channel 50 (Chain B)

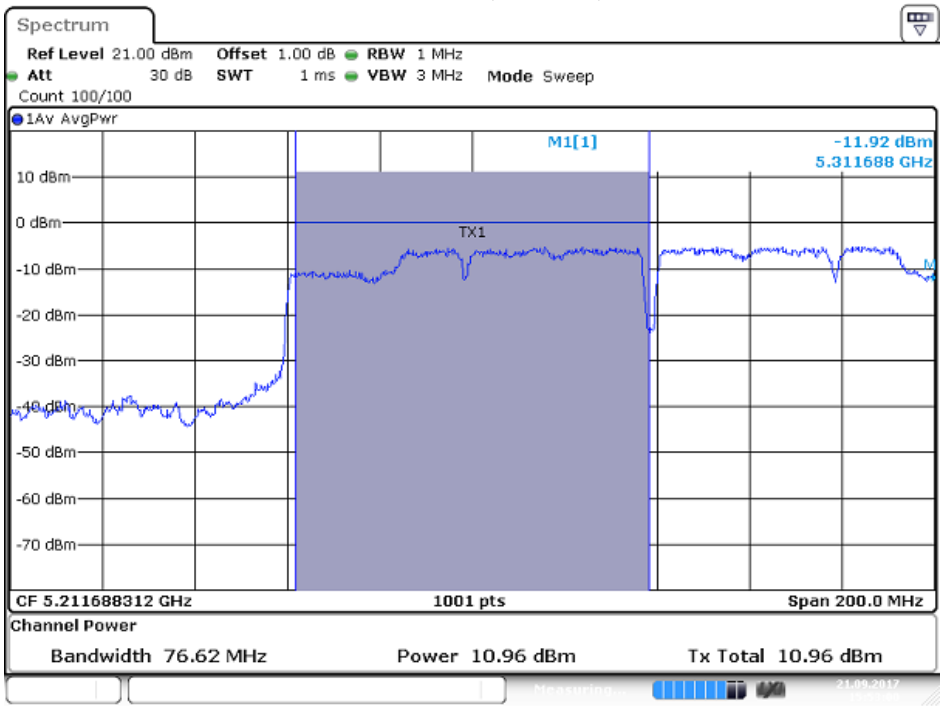

Date: 21.SEP.2017 15:53:01

Maximum conducted output power:

Channel 50 (Chain B)

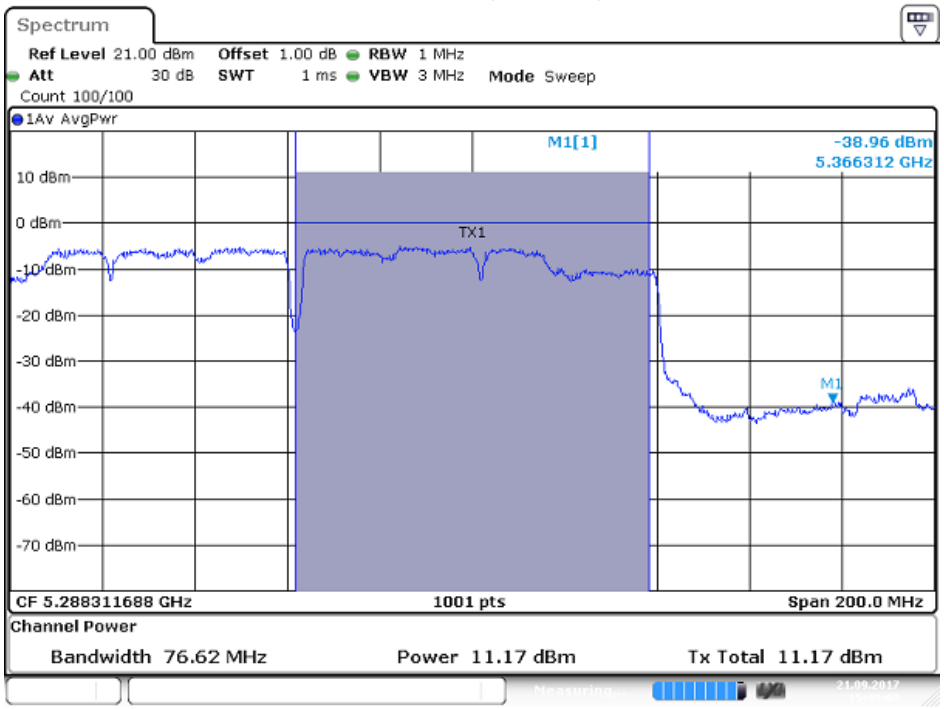

Date: 21.SEP.2017 15:49:00

Channel 114 (Chain B)

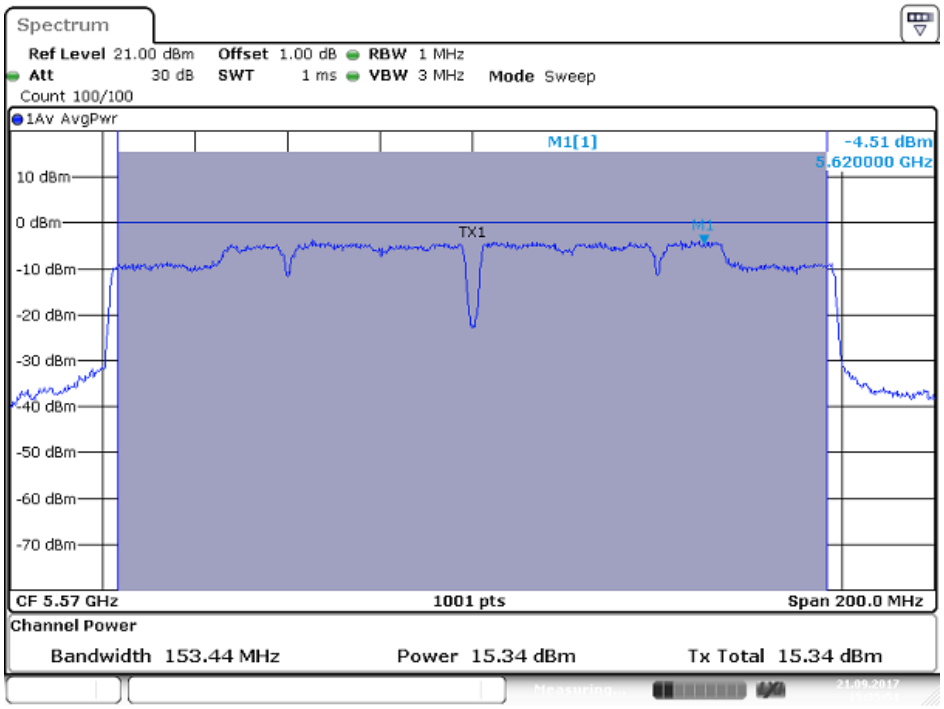

Date: 21.SEP.2017 15:35:51

待測物名稱：Intel® Wireless-AC 9260
待測物型號：9260NGW　　測 試 項 目 ：峰值發射功率
測 試 頻 道 ：--　　測 試 模 式 ：Mode 4: 發射器 802.11a_Beamforming
6 dB 頻寬：1MHz　　視 頻 頻 寬 ：3MHz
檢 測 器 ：峰值　　環 境 溫 度 ：21 ℃
測 試 日 期 ：106 年 10 月 24 日　　環 境 濕 度 ：53 %

Chain A

Cable loss=1dB		Maximum conducted output power								
Channel No.	Frequency (MHz)	Data Rate (Mbps)								Required Limit
		6	9	12	18	24	36	48	54	
		Measurement Level (dBm)								
36	5180	18.97	--	--	--	--	--	--	--	<24dBm
44	5220	19.57	19.5	19.43	19.36	19.29	19.22	19.15	19.08	<24dBm
48	5240	19.57	--	--	--	--	--	--	--	<24dBm
52	5260	19.53	--	--	--	--	--	--	--	<24dBm
60	5300	19.63	19.56	19.49	19.42	19.35	19.28	19.21	19.14	<24dBm
64	5320	19.39	--	--	--	--	--	--	--	<24dBm
100	5500	18.78	--	--	--	--	--	--	--	<24dBm
116	5580	20.04	19.97	19.9	19.83	19.76	19.69	19.62	19.55	<24dBm
140	5700	18.92	--	--	--	--	--	--	--	<24dBm
149	5745	21.47	--	--	--	--	--	--	--	<30dBm
157	5785	21.43	21.36	21.29	21.22	21.15	21.08	21.01	20.94	<30dBm
165	5825	20.93	--	--	--	--	--	--	--	<30dBm

Note: Maximum conducted output power Value =Reading value on average power meter + cable loss

Chain B

Cable loss=1dB		Maximum conducted output power								
Channel No.	Frequency (MHz)	Data Rate (Mbps)								Required Limit
		6	9	12	18	24	36	48	54	
		Measurement Level (dBm)								
36	5180	18.95	--	--	--	--	--	--	--	<24dBm
44	5220	19.56	19.49	19.42	19.35	19.28	19.21	19.14	19.07	<24dBm
48	5240	19.55	--	--	--	--	--	--	--	<24dBm
52	5260	19.5	--	--	--	--	--	--	--	<24dBm
60	5300	19.62	19.55	19.48	19.41	19.34	19.27	19.2	19.13	<24dBm
64	5320	19.37	--	--	--	--	--	--	--	<24dBm
100	5500	18.75	--	--	--	--	--	--	--	<24dBm
116	5580	20.01	19.94	19.87	19.8	19.73	19.66	19.59	19.52	<24dBm
140	5700	18.89	--	--	--	--	--	--	--	<24dBm
149	5745	21.48	--	--	--	--	--	--	--	<30dBm
157	5785	21.41	21.34	21.27	21.2	21.13	21.06	20.99	20.92	<30dBm
165	5825	20.9	--	--	--	--	--	--	--	<30dBm

Note: Maximum conducted output power Value =Reading value on average power meter + cable loss

Maximum conducted output power Measurement:

Chain A+ B

Channel Number	Frequency (MHz)	99% Bandwidth (MHz)	Chain A Power (dBm)	Chain B Power (dBm)	Output Power (dBm)	Output Power Limit	
						(dBm)	dBm+10log(BW)
36	5180	--	18.97	18.95	24	24	--
44	5220	--	19.57	19.56	24	24	--
48	5240	--	19.57	19.55	24	24	--
52	5260	18.281	19.53	19.5	24	24	23.62
60	5300	18.281	19.63	19.62	24	24	23.62
64	5320	18.331	19.39	19.37	24	24	23.63
100	5500	18.281	18.78	18.75	24	24	23.62
116	5580	18.281	20.04	20.01	24	24	23.62
140	5700	18.331	18.92	18.89	24	24	23.63
149	5745	--	21.47	21.48	30	30	--
157	5785	--	21.43	21.41	30	30	--
165	5825	--	20.93	20.9	30	30	--

Note:

1. Output Power (dBm) = 10LOG (Chain A Power (mW)+ Chain B Power (mW))
2. 99% Bandwidth is the bandwidth of chain A or chain B whichever is less bandwidth, output power limitation is more stringent.

99% Occupied Bandwidth:

Channel 52: Chain A

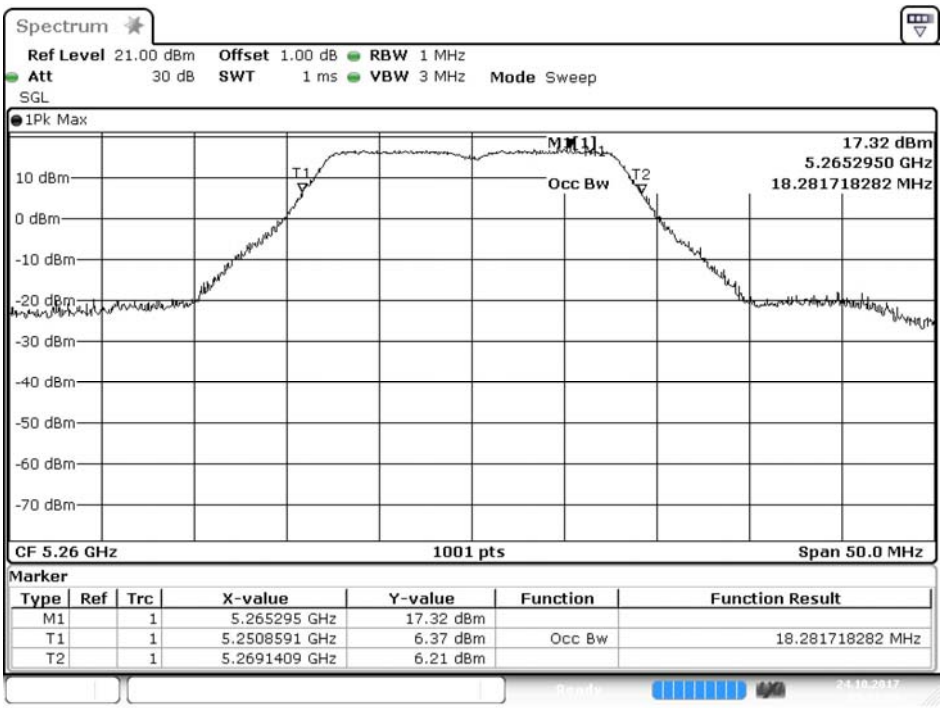

Date: 24.OCT.2017 09:51:53

Channel 52: Chain B

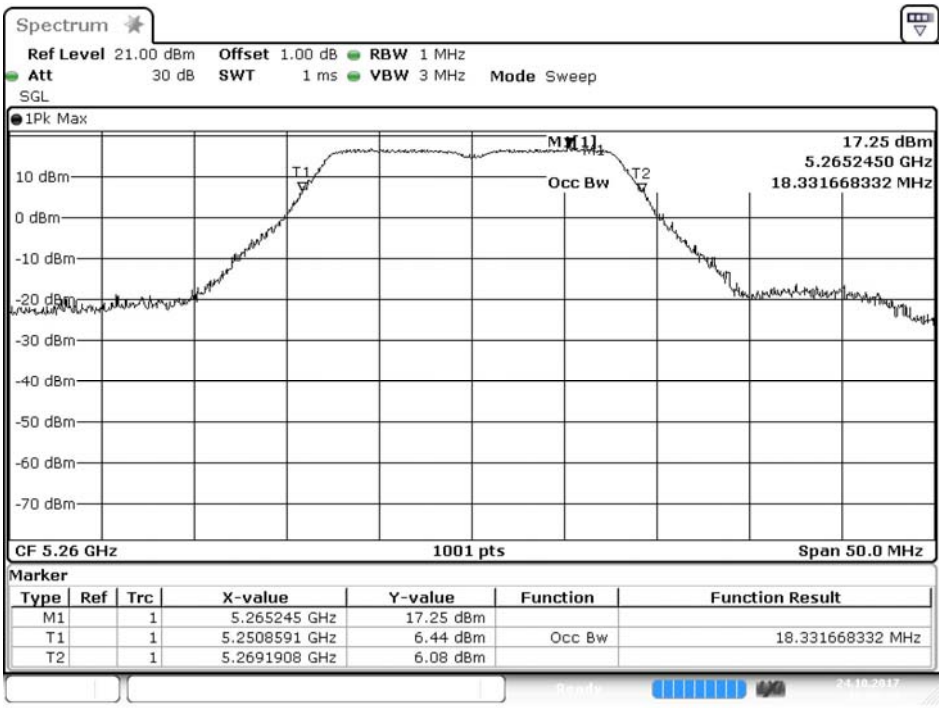

Date: 24.OCT.2017 10:06:35

Channel 60: Chain A

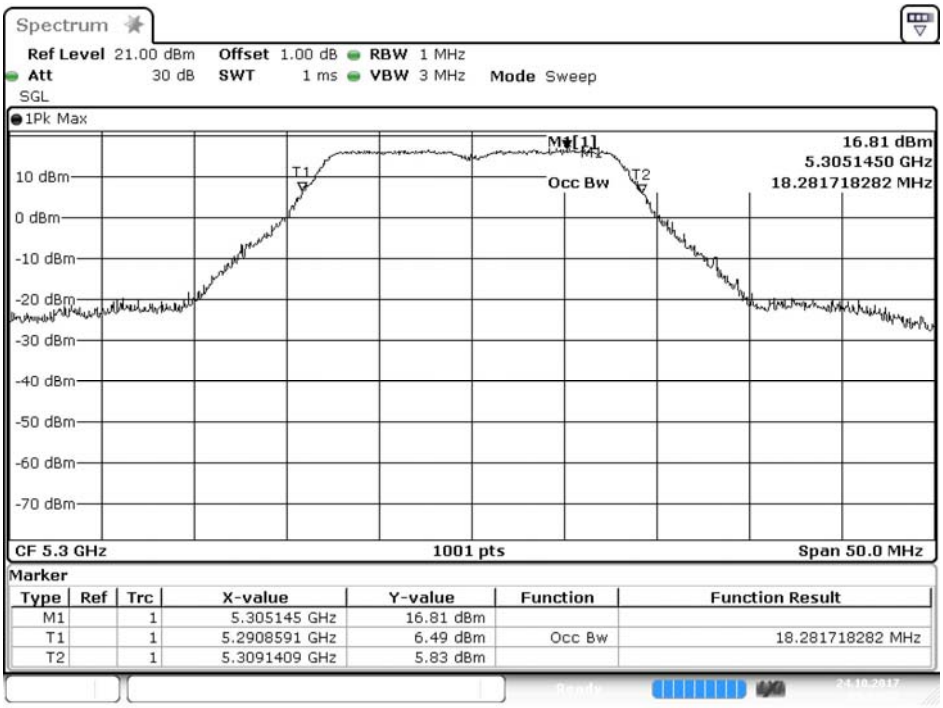

Date: 24.OCT.2017 09:52:33

Channel 60: Chain B

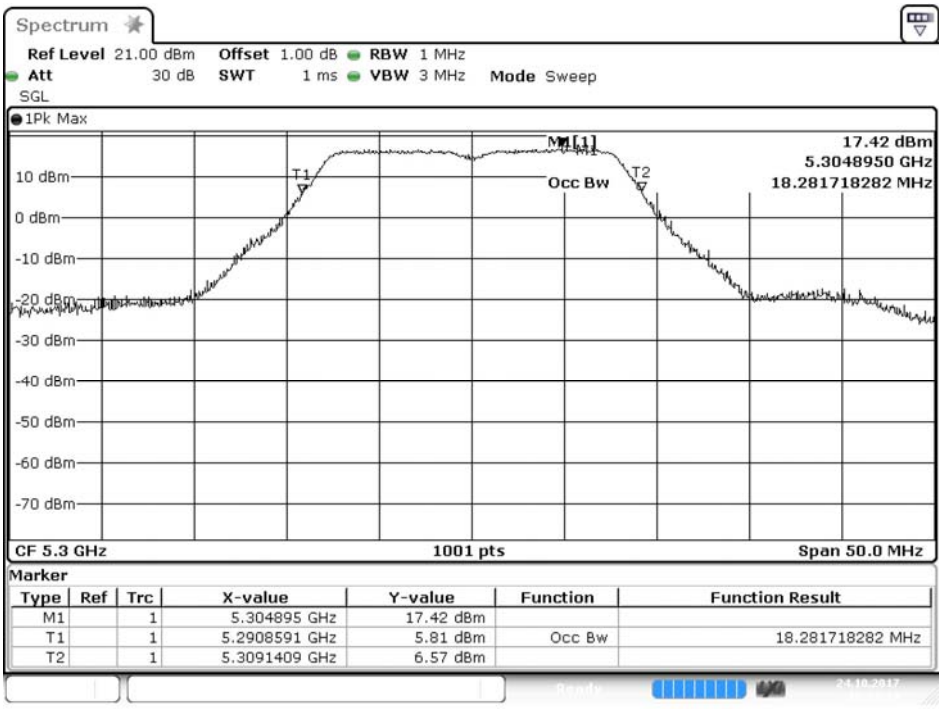

Date: 24.OCT.2017 10:07:15

Channel 64: Chain A

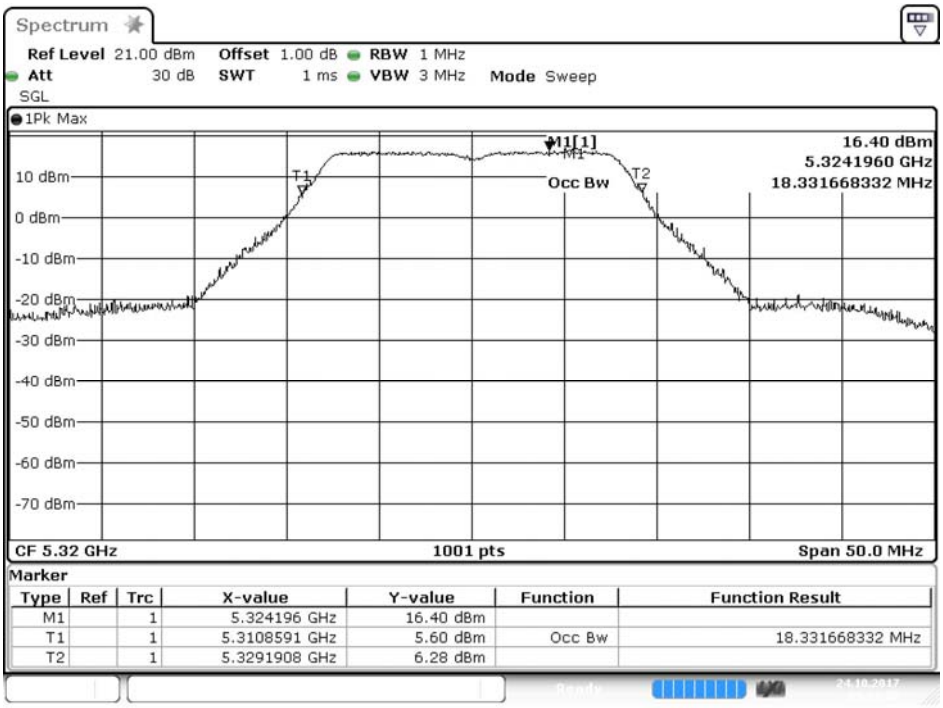

Date: 24.OCT.2017 09:53:07

Channel 64: Chain B

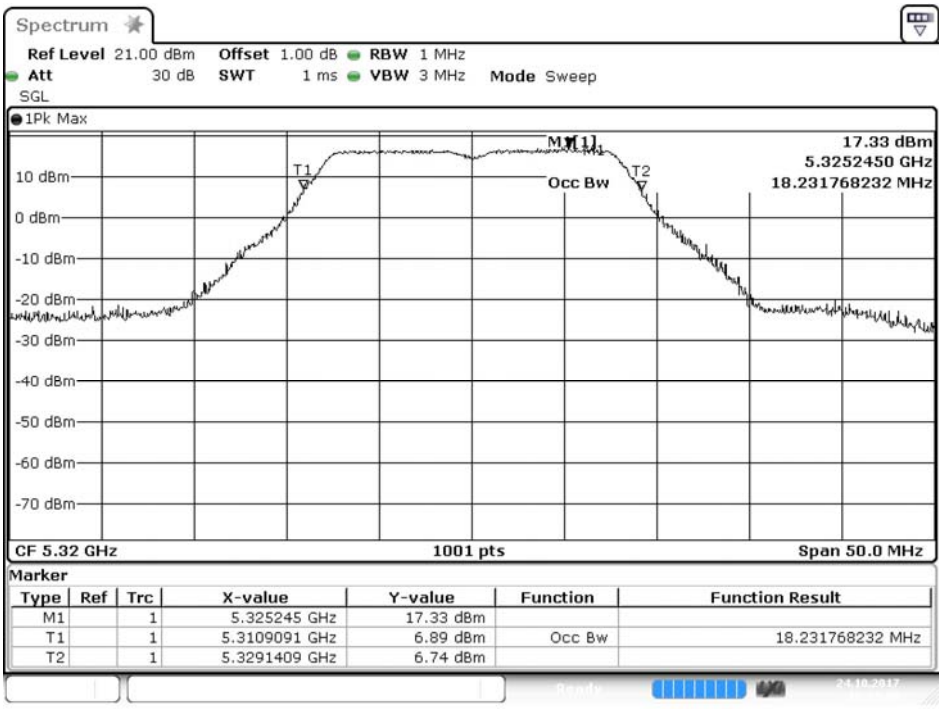

Date: 24.OCT.2017 10:07:51

Channel 100: Chain A

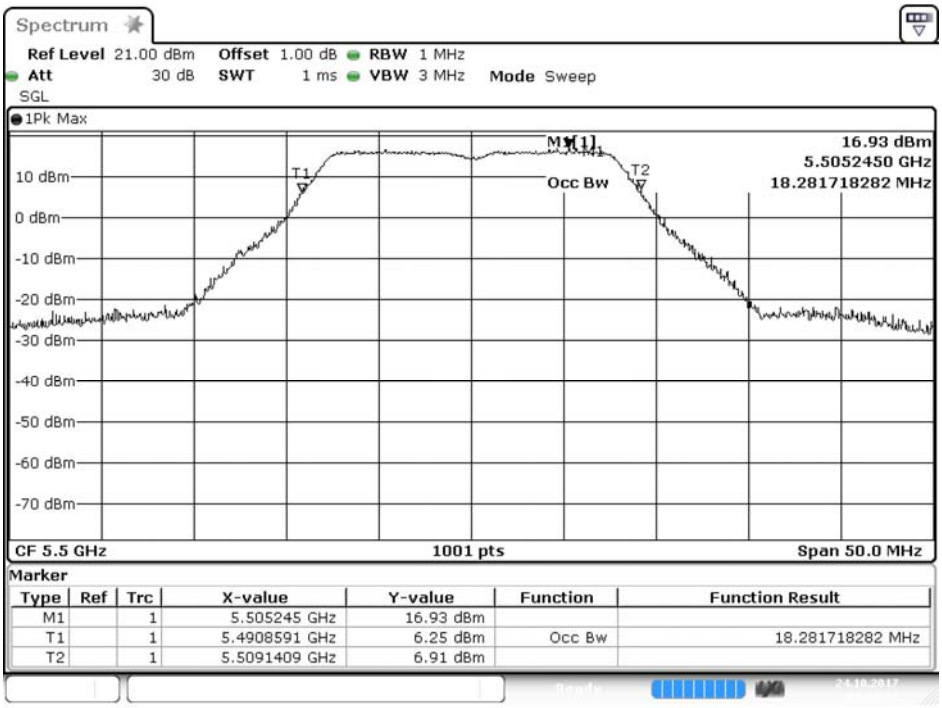

Date: 24.OCT.2017 09:53:41

Channel 100: Chain B

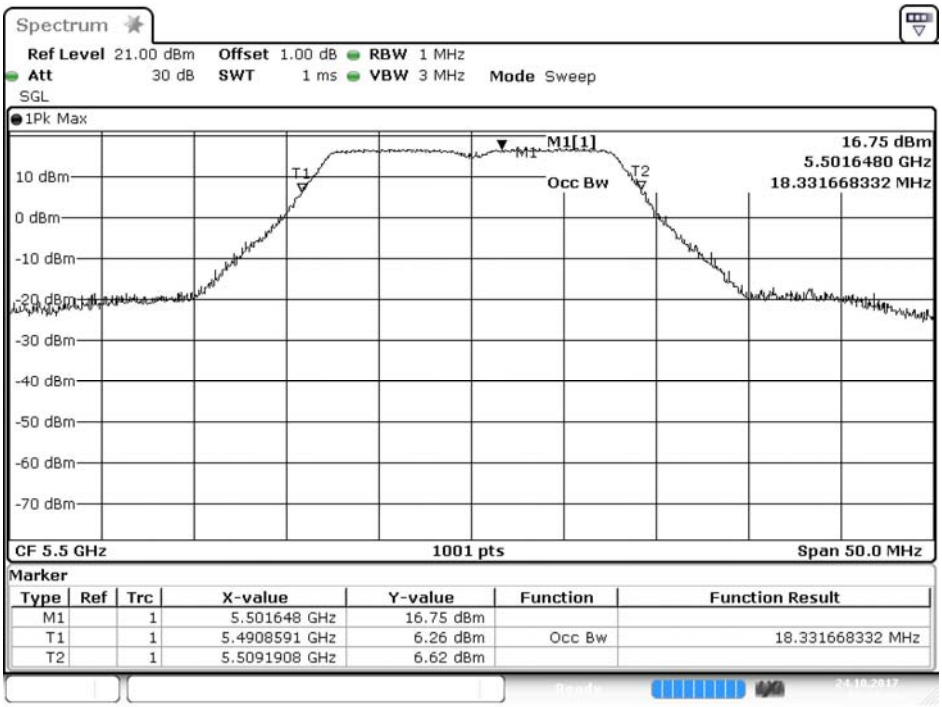

Date: 24.OCT.2017 10:08:26

Channel 116: Chain A

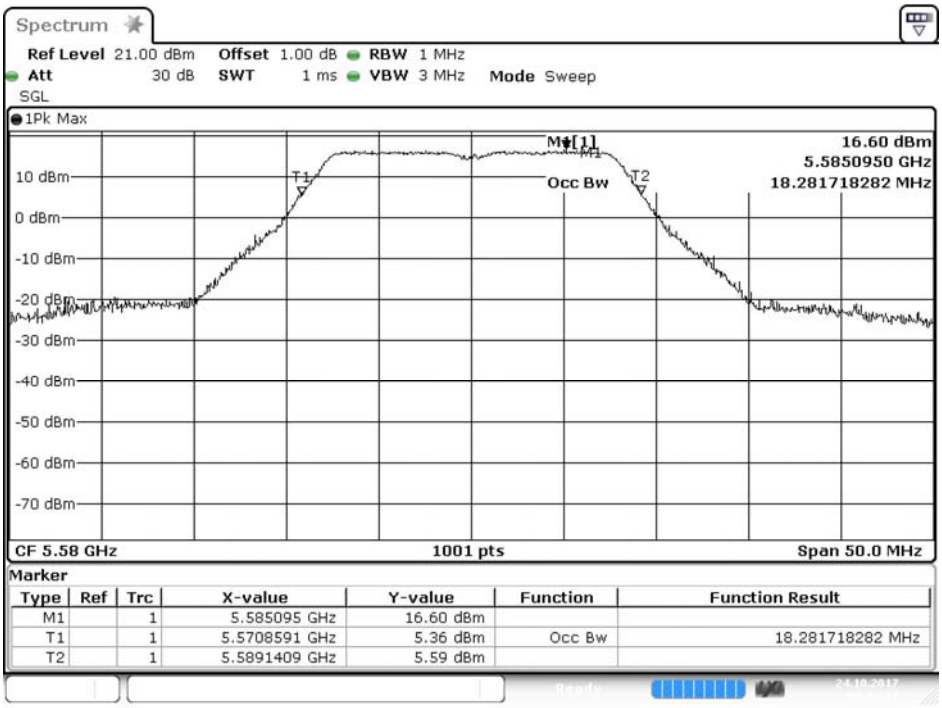

Date: 24.OCT.2017 09:54:17

Channel 116: Chain B

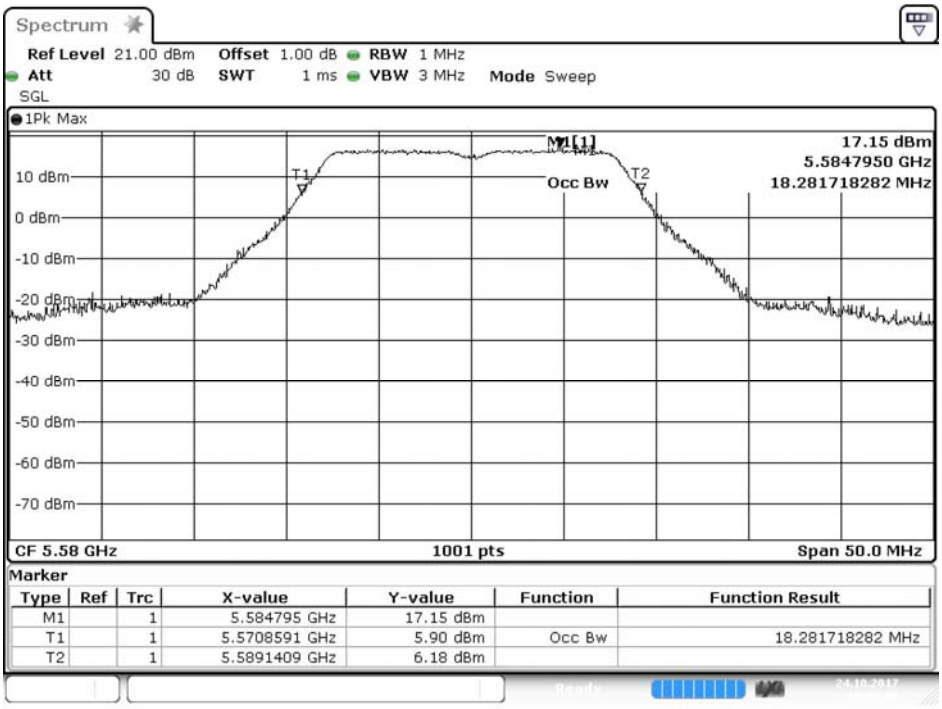

Date: 24.OCT.2017 10:09:08

Channel 140: Chain A

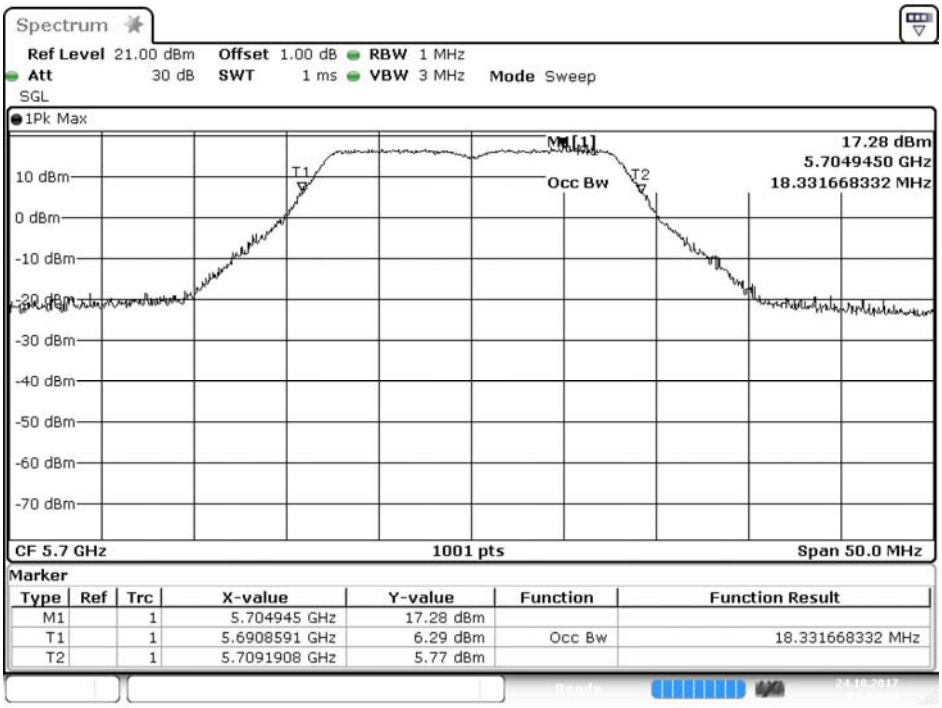

Date: 24.OCT.2017 09:54:51

Channel 140: Chain B

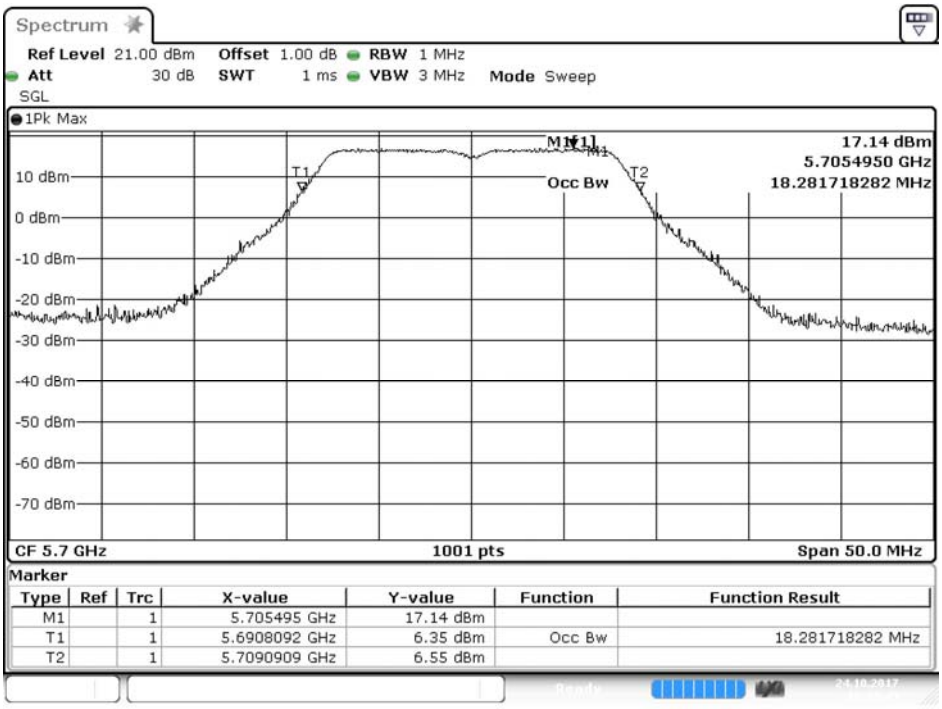

Date: 24.OCT.2017 10:09:45

待測物名稱：Intel® Wireless-AC 9260
待測物型號：9260NGW　　測試項目：峰值發射功率
測試頻道：--　　測試模式：Mode 4: 發射器 802.11n-20BW_Beamforming
6 dB 頻寬：1MHz　　視頻頻寬：3MHz
檢測器：峰值　　環境溫度：21 ℃
測試日期：106 年 10 月 24 日　　環境濕度：53 %

Chain A

Cable loss=1dB		Maximum conducted output power								
Channel No.	Frequency (MHz)	Data Rate (Mbps)								Required Limit
		HT8	HT9	HT10	HT11	HT12	HT13	HT14	HT15	
		Measurement Level (dBm)								
36	5180	18.77	--	--	--	--	--	--	--	<24dBm
44	5220	20.02	19.95	19.88	19.81	19.74	19.67	19.6	19.53	<24dBm
48	5240	20.07	--	--	--	--	--	--	--	<24dBm
52	5260	20.07	--	--	--	--	--	--	--	<24dBm
60	5300	20.02	19.95	19.88	19.81	19.74	19.67	19.6	19.53	<24dBm
64	5320	19.36	--	--	--	--	--	--	--	<24dBm
100	5500	18.74	--	--	--	--	--	--	--	<24dBm
116	5580	20.02	19.95	19.88	19.81	19.74	19.67	19.6	19.53	<24dBm
140	5700	18.92	--	--	--	--	--	--	--	<24dBm
149	5745	21.45	--	--	--	--	--	--	--	<30dBm
157	5785	21.37	21.3	21.23	21.16	21.09	21.02	20.95	20.88	<30dBm
165	5825	20.69	--	--	--	--	--	--	--	<30dBm

Note: Maximum conducted output power Value =Reading value on average power meter + cable loss

Chain B

Cable loss=1dB		Maximum conducted output power								
Channel No.	Frequency (MHz)	Data Rate (Mbps)								Required Limit
		HT8	HT9	HT10	HT11	HT12	HT13	HT14	HT15	
		Measurement Level (dBm)								
36	5180	18.75	--	--	--	--	--	--	--	<24dBm
44	5220	20	19.93	19.86	19.79	19.72	19.65	19.58	19.51	<24dBm
48	5240	20.03	--	--	--	--	--	--	--	<24dBm
52	5260	20.04	--	--	--	--	--	--	--	<24dBm
60	5300	20.03	19.96	19.89	19.82	19.75	19.68	19.61	19.54	<24dBm
64	5320	19.34	--	--	--	--	--	--	--	<24dBm
100	5500	18.71	--	--	--	--	--	--	--	<24dBm
116	5580	20.01	19.94	19.87	19.8	19.73	19.66	19.59	19.52	<24dBm
140	5700	18.92	--	--	--	--	--	--	--	<24dBm
149	5745	21.43	--	--	--	--	--	--	--	<30dBm
157	5785	21.34	21.27	21.2	21.13	21.06	20.99	20.92	20.85	<30dBm
165	5825	20.67	--	--	--	--	--	--	--	<30dBm

Note: Maximum conducted output power Value =Reading value on average power meter + cable loss

Maximum conducted output power Measurement:

Chain A+ B

Channel Number	Frequency (MHz)	99% Bandwidth (MHz)	Chain A Power (dBm)	Chain B Power (dBm)	Output Power (dBm)	Output Power Limit	
						(dBm)	dBm+10log(BW)
36	5180	--	18.77	18.75	21.77	24	--
44	5220	--	20.02	20	23.02	24	--
48	5240	--	20.07	20.03	23.06	24	--
52	5260	19.280	20.07	20.04	23.07	24	23.85
60	5300	19.280	20.02	20.03	23.04	24	23.85
64	5320	19.280	19.36	19.34	22.36	24	23.85
100	5500	19.280	18.74	18.71	21.74	24	23.85
116	5580	19.280	20.02	20.01	23.03	24	23.85
140	5700	19.280	18.92	18.92	21.93	24	23.85
149	5745	--	21.45	21.43	24.45	30	--
157	5785	--	21.37	21.34	24.37	30	--
165	5825	--	20.69	20.67	23.69	30	--

Note:

1. Output Power (dBm) = 10LOG (Chain A Power (mW)+ Chain B Power (mW))
2. 99% Bandwidth is the bandwidth of chain A or chain B whichever is less bandwidth, output power limitation is more stringent.

99% Occupied Bandwidth:

Channel 52: Chain A

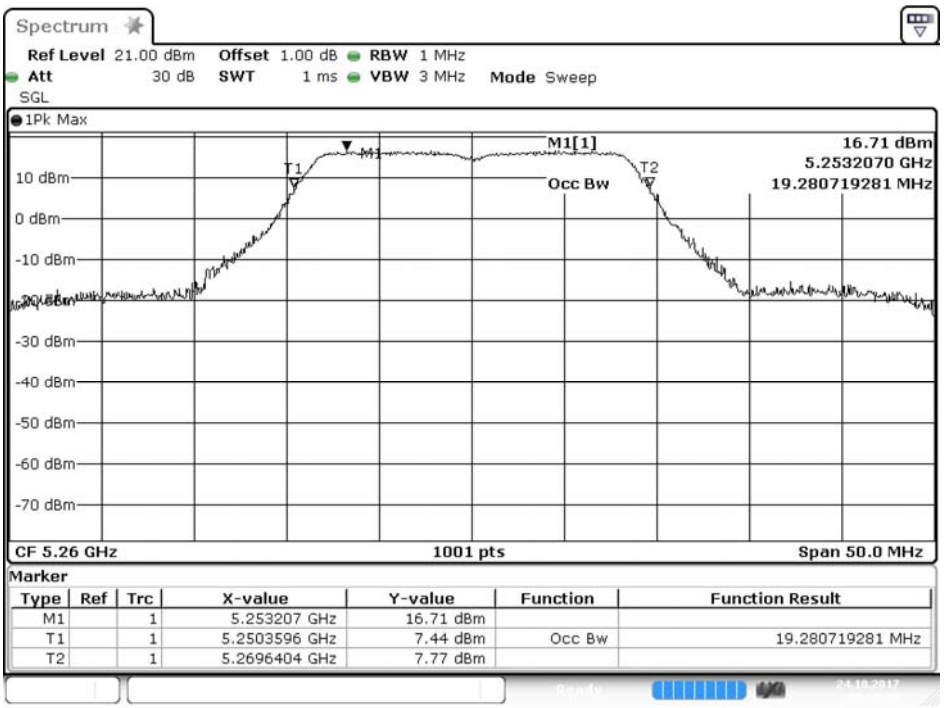

Date: 24.OCT.2017 09:55:35

Channel 52: Chain B

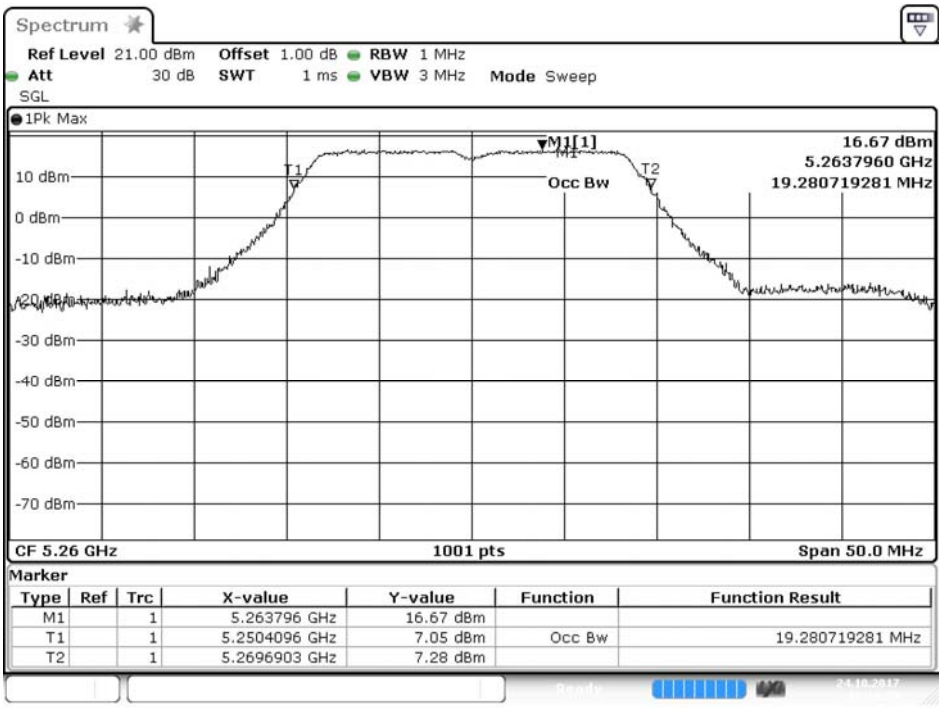

Date: 24.OCT.2017 10:10:25

Channel 60: Chain A

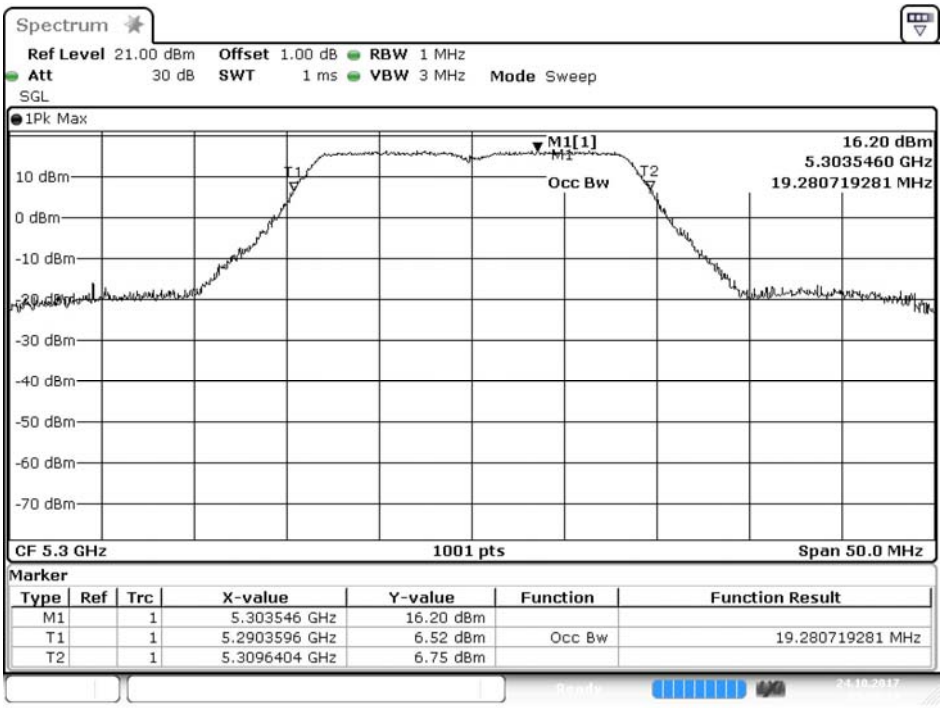

Date: 24.OCT.2017 09:56:15

Channel 60: Chain B

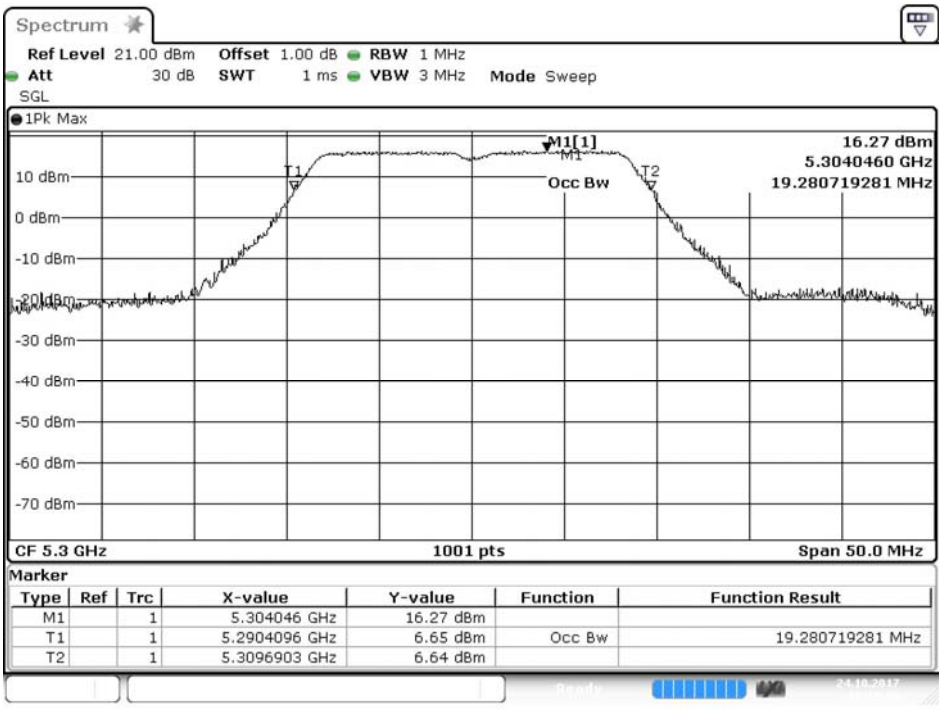

Date: 24.OCT.2017 10:10:58

Channel 64: Chain A

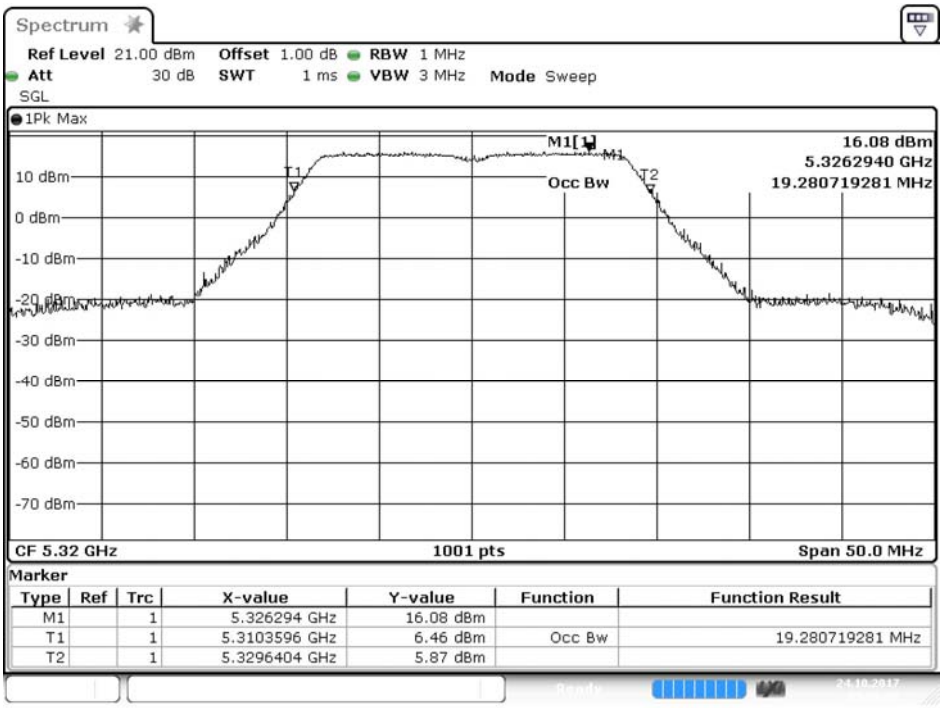

Marker

Type	Ref	Trc	X-value	Y-value	Function	Function Result
M1		1	5.326294 GHz	16.08 dBm		
T1		1	5.3103596 GHz	6.46 dBm	Occ Bw	19.280719281 MHz
T2		1	5.3296404 GHz	5.87 dBm		

Date: 24.OCT.2017 09:56:51

Channel 64: Chain B

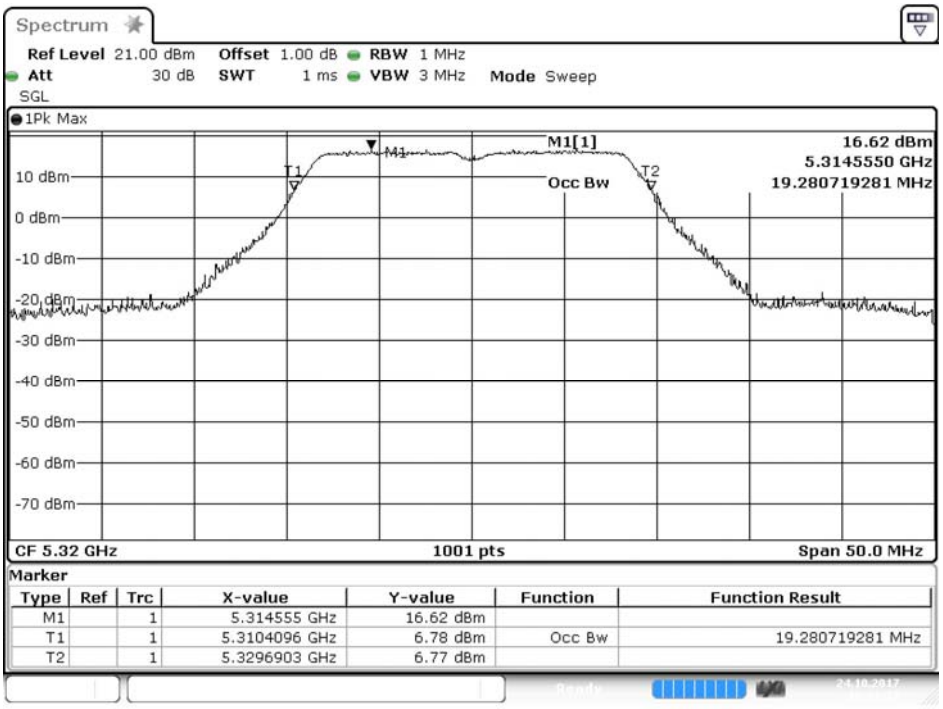

Marker

Type	Ref	Trc	X-value	Y-value	Function	Function Result
M1		1	5.314555 GHz	16.62 dBm		
T1		1	5.3104096 GHz	6.78 dBm	Occ Bw	19.280719281 MHz
T2		1	5.3296903 GHz	6.77 dBm		

Date: 24.OCT.2017 10:11:38

Channel 100: Chain A

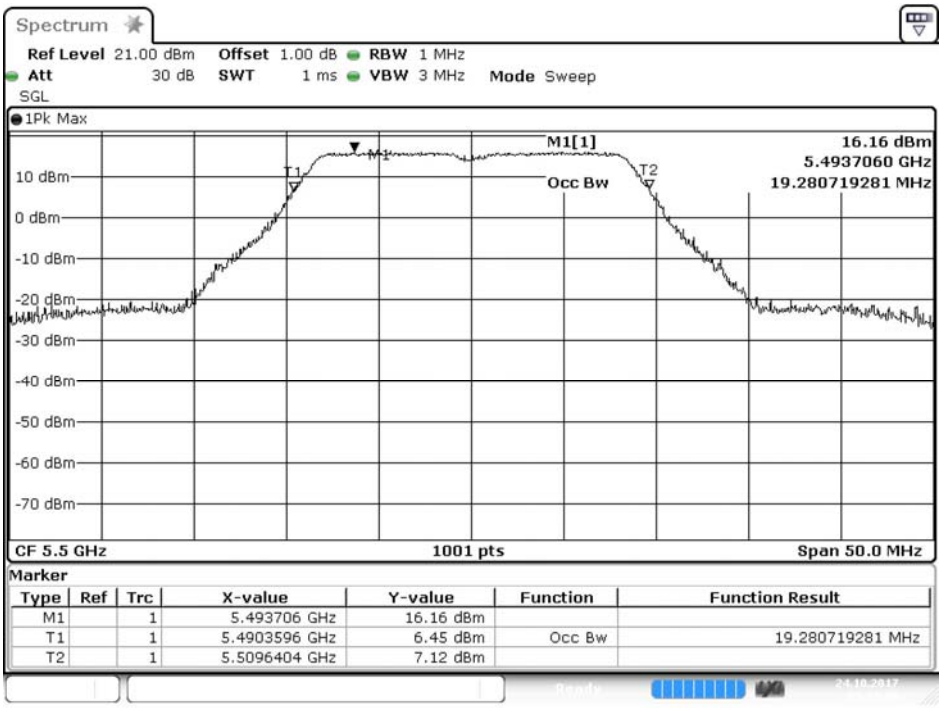

Date: 24.OCT.2017 09:57:28

Channel 100: Chain B

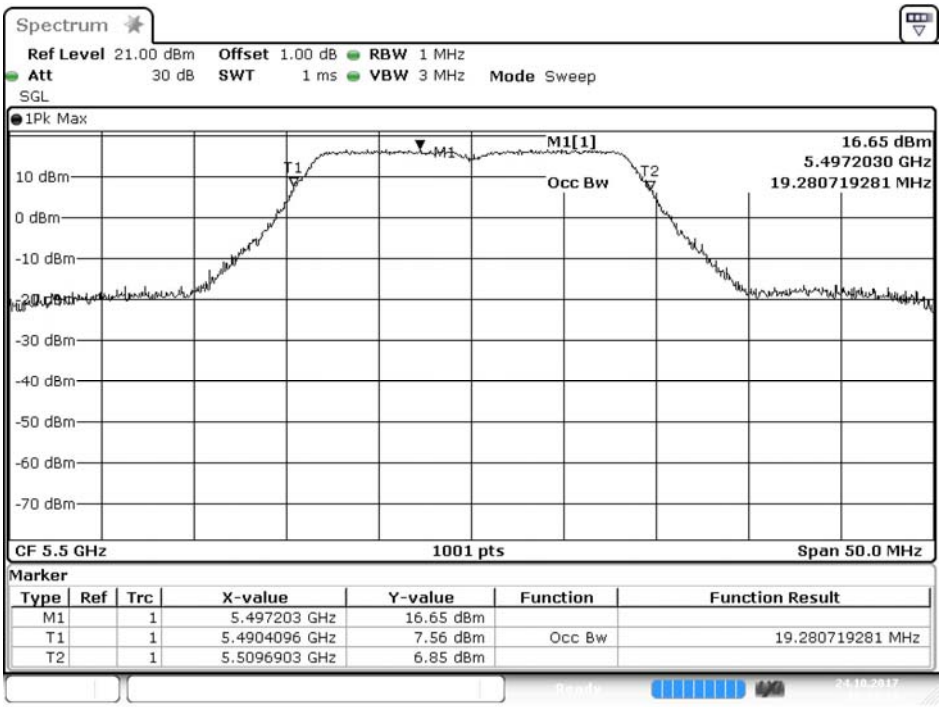

Date: 24.OCT.2017 10:12:13

Channel 116: Chain A

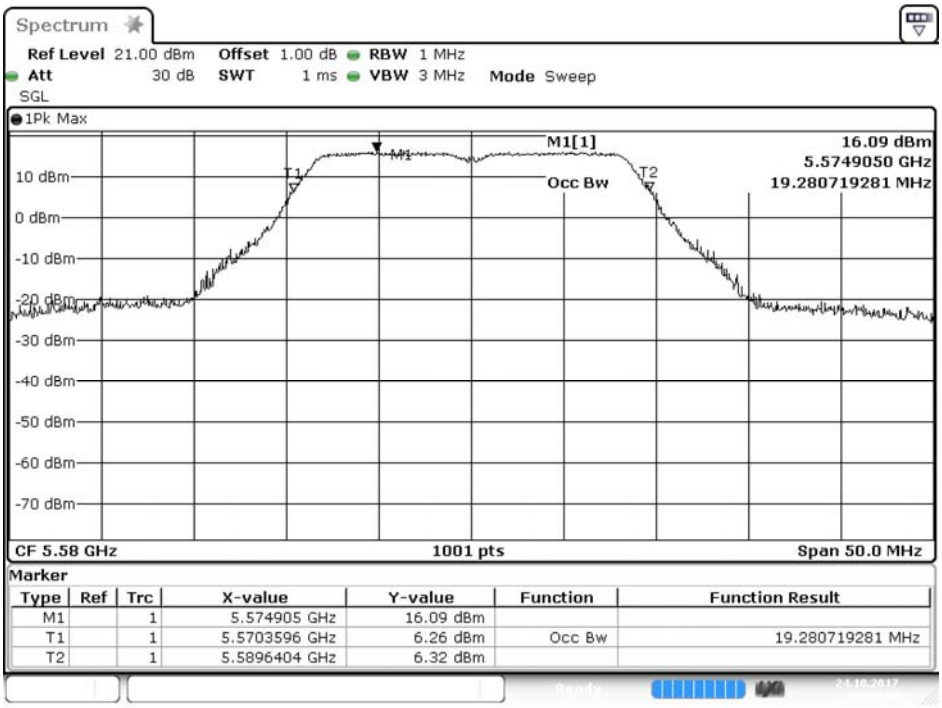

Date: 24.OCT.2017 09:58:04

Channel 116: Chain B

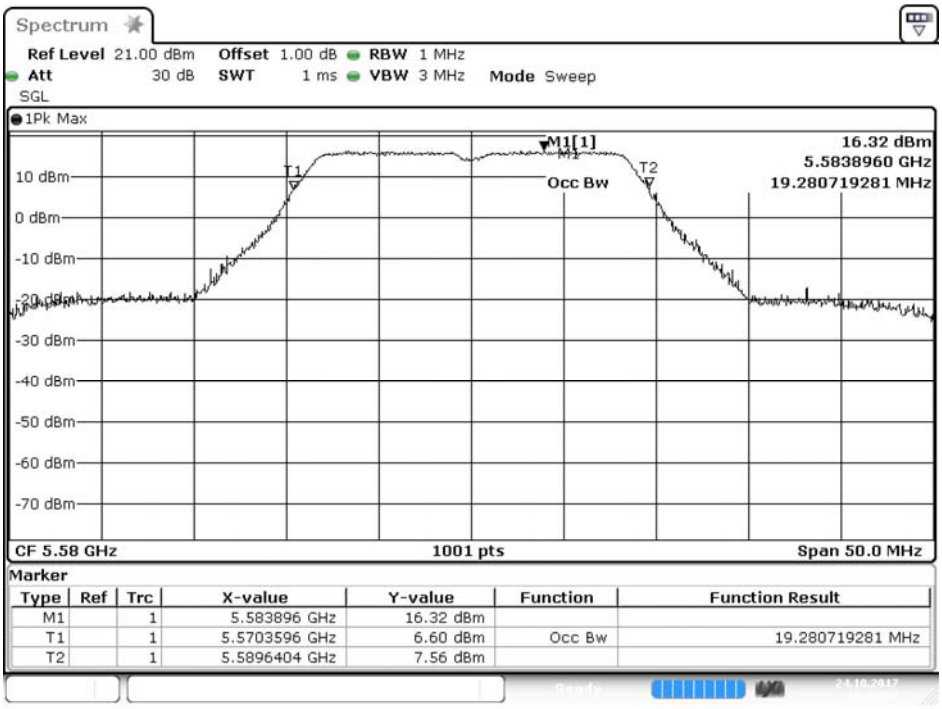

Date: 24.OCT.2017 10:12:52

Channel 140: Chain A

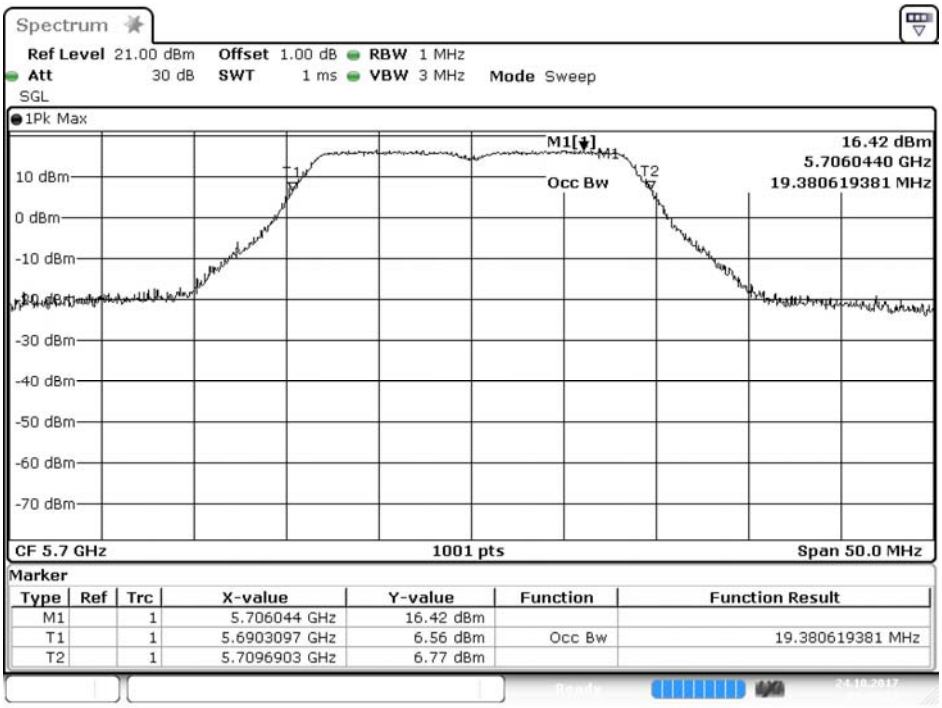

Date: 24.OCT.2017 09:58:38

Channel 140: Chain B

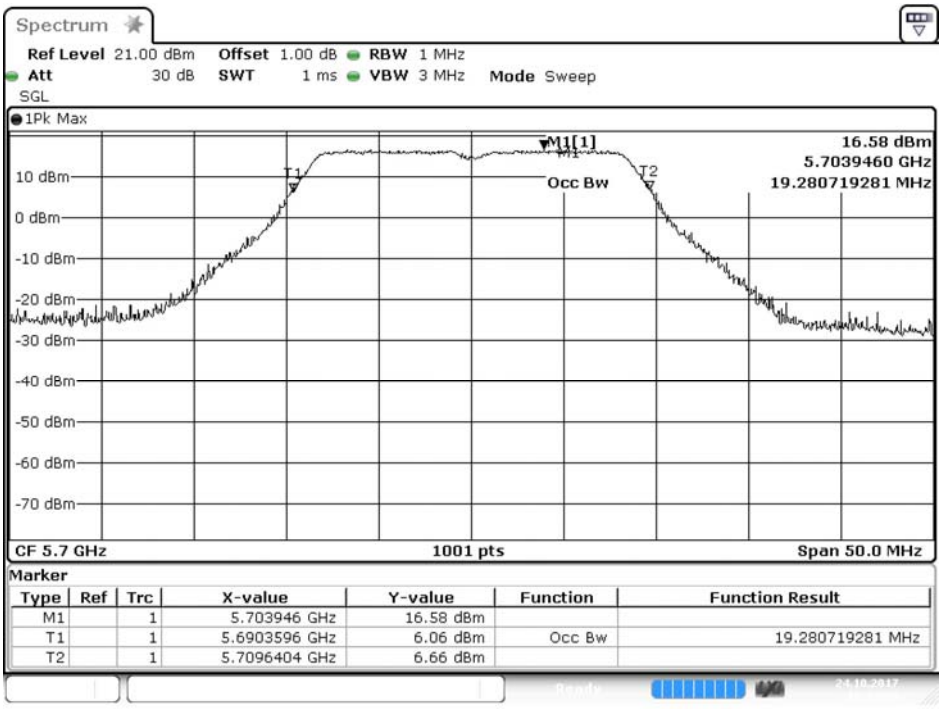

Date: 24.OCT.2017 10:13:54

待測物名稱：Intel® Wireless-AC 9260
待測物型號：9260NGW　　測試項目：峰值發射功率
測試頻道：--　　測試模式：Mode 4: 發射器 802.11n-40BW_Beamforming
6 dB 頻寬：1MHz　　視頻頻寬：3MHz
檢測器：峰值　　環境溫度：21 ℃
測試日期：106 年 10 月 24 日　　環境濕度：53 %

Chain A

Cable loss=1dB		Maximum conducted output power								
Channel No.	Frequency (MHz)	Data Rate (Mbps)								Required Limit
		HT8	HT9	HT10	HT11	HT12	HT13	HT14	HT15	
		Measurement Level (dBm)								
38	5190	18.7	--	--	--	--	--	--	--	<24dBm
46	5230	20.06	19.99	19.92	19.85	19.78	19.71	19.64	19.57	<24dBm
54	5270	19.97	--	--	--	--	--	--	--	<24dBm
62	5310	15.35	15.28	15.21	15.14	15.07	15	14.93	14.86	<24dBm
102	5510	17.15	--	--	--	--	--	--	--	<24dBm
110	5550	20.01	19.94	19.87	19.8	19.73	19.66	19.59	19.52	<24dBm
134	5670	19.77	--	--	--	--	--	--	--	<24dBm
151	5755	19.11	--	--	--	--	--	--	--	<30dBm
159	5795	18.06	17.99	17.92	17.85	17.78	17.71	17.64	17.57	<30dBm

Note: Maximum conducted output power Value =Reading value on average power meter + cable loss

Chain B

Cable loss=1dB		Maximum conducted output power								
Channel No.	Frequency (MHz)	Data Rate (Mbps)								Required Limit
		HT8	HT9	HT10	HT11	HT12	HT13	HT14	HT15	
		Measurement Level (dBm)								
38	5190	18.69	--	--	--	--	--	--	--	<24dBm
46	5230	20.04	19.97	19.9	19.83	19.76	19.69	19.62	19.55	<24dBm
54	5270	19.92	--	--	--	--	--	--	--	<24dBm
62	5310	15.32	15.25	15.18	15.11	15.04	14.97	14.9	14.83	<24dBm
102	5510	17.13	--	--	--	--	--	--	--	<24dBm
110	5550	19.99	19.92	19.85	19.78	19.71	19.64	19.57	19.5	<24dBm
134	5670	19.72	--	--	--	--	--	--	--	<24dBm
151	5755	19.09	--	--	--	--	--	--	--	<30dBm
159	5795	18.04	17.97	17.9	17.83	17.76	17.69	17.62	17.55	<30dBm

Note: Maximum conducted output power Value =Reading value on average power meter + cable loss

Maximum conducted output power Measurement:

Chain A+ B

Channel Number	Frequency (MHz)	99% Bandwidth (MHz)	Chain A Power (dBm)	Chain B Power (dBm)	Output Power (dBm)	Output Power Limit	
						(dBm)	dBm+10log(BW)
38	5190	--	18.7	18.69	21.71	24	--
46	5230	--	20.06	20.04	23.06	24	--
54	5270	36.963	19.97	19.92	22.96	24	26.68
62	5310	37.012	15.35	15.32	18.35	24	26.68
102	5510	37.062	17.15	17.13	20.15	24	26.69
110	5550	37.062	20.01	19.99	23.01	24	26.69
134	5670	37.062	19.77	19.72	22.76	24	26.69
151	5755	--	19.11	19.09	22.11	30	--
159	5795	--	18.06	18.04	21.06	30	--

Note:
1. Output Power (dBm) = 10LOG (Chain A Power (mW)+ Chain B Power (mW))
2. 99% Bandwidth is the bandwidth of chain A or chain B whichever is less bandwidth, output power limitation is more stringent.

99% Occupied Bandwidth:

Channel 54: Chain A

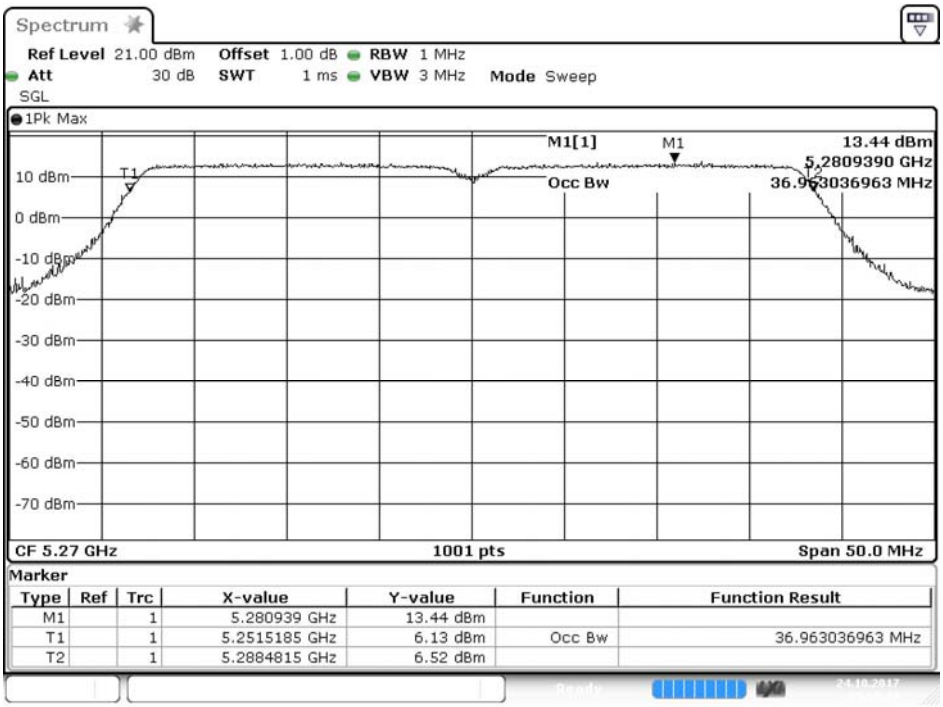

Date: 24.OCT.2017 09:59:16

Channel 54: Chain B

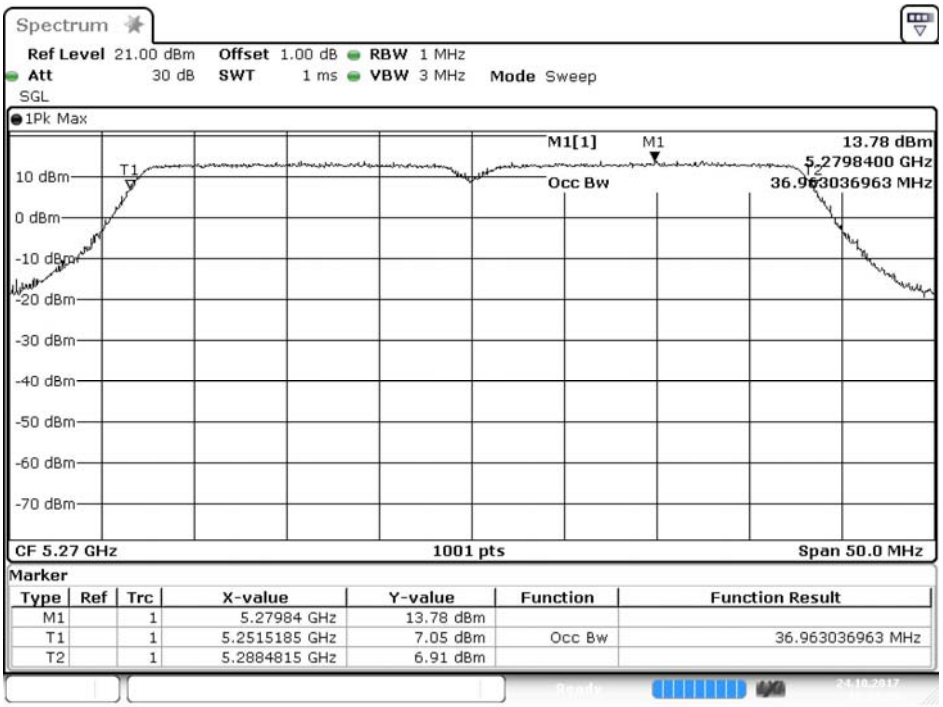

Date: 24.OCT.2017 10:14:33

Channel 62: Chain A

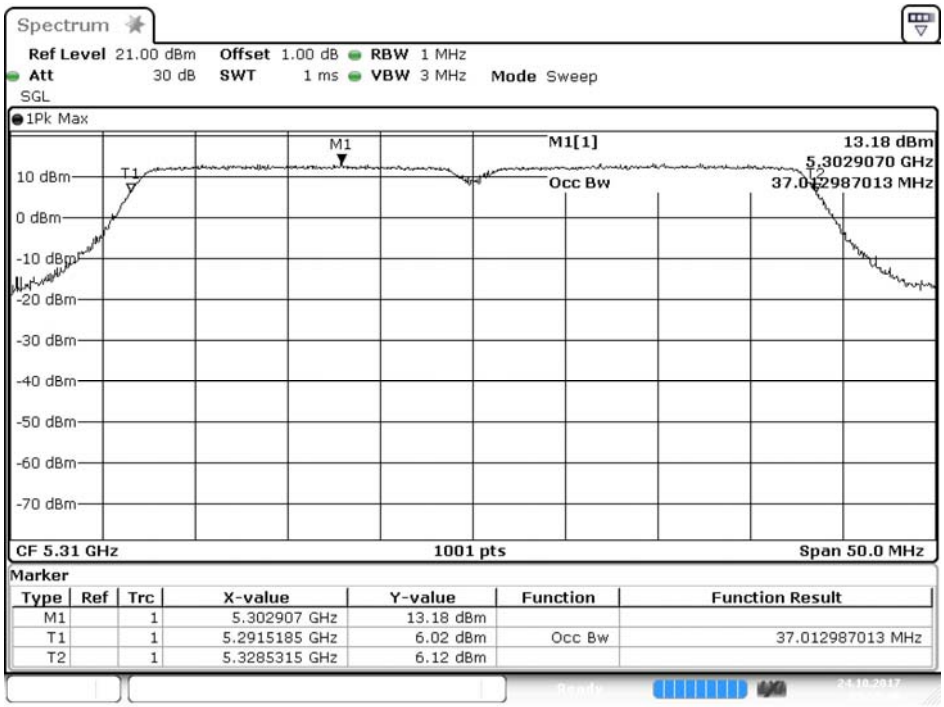

Date: 24.OCT.2017 09:59:49

Channel 62: Chain B

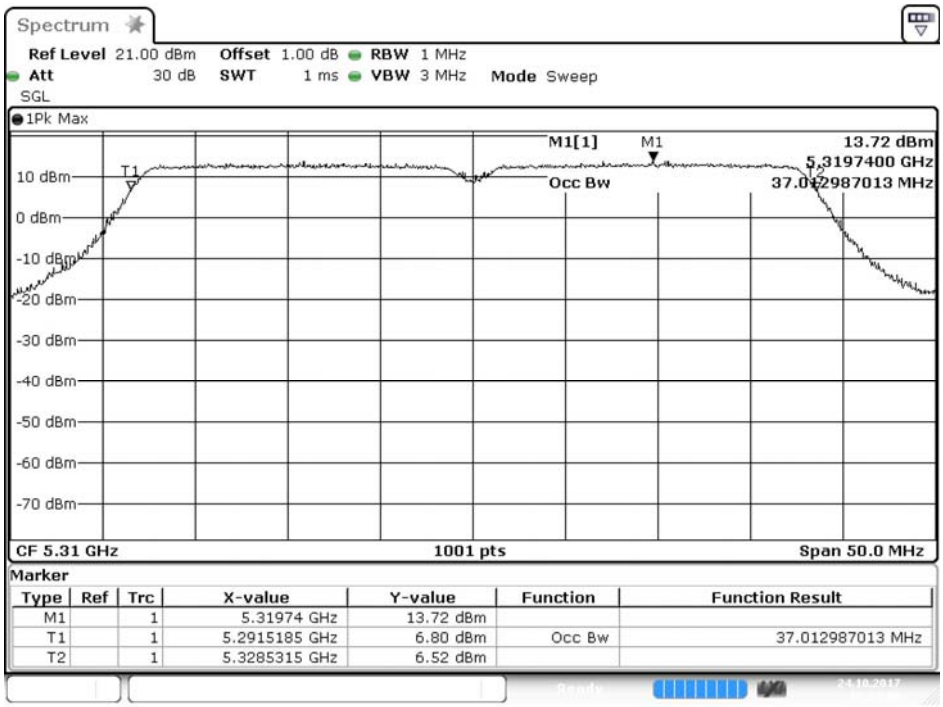

Date: 24.OCT.2017 10:15:07

Channel 102: Chain A

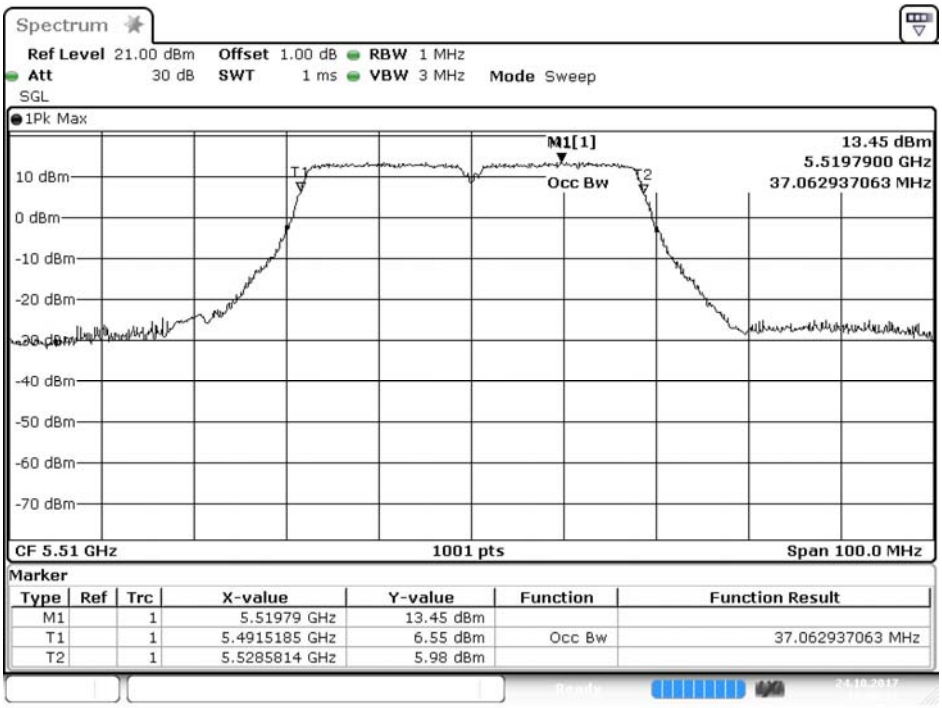

Date: 24.OCT.2017 10:00:22

Channel 102: Chain B

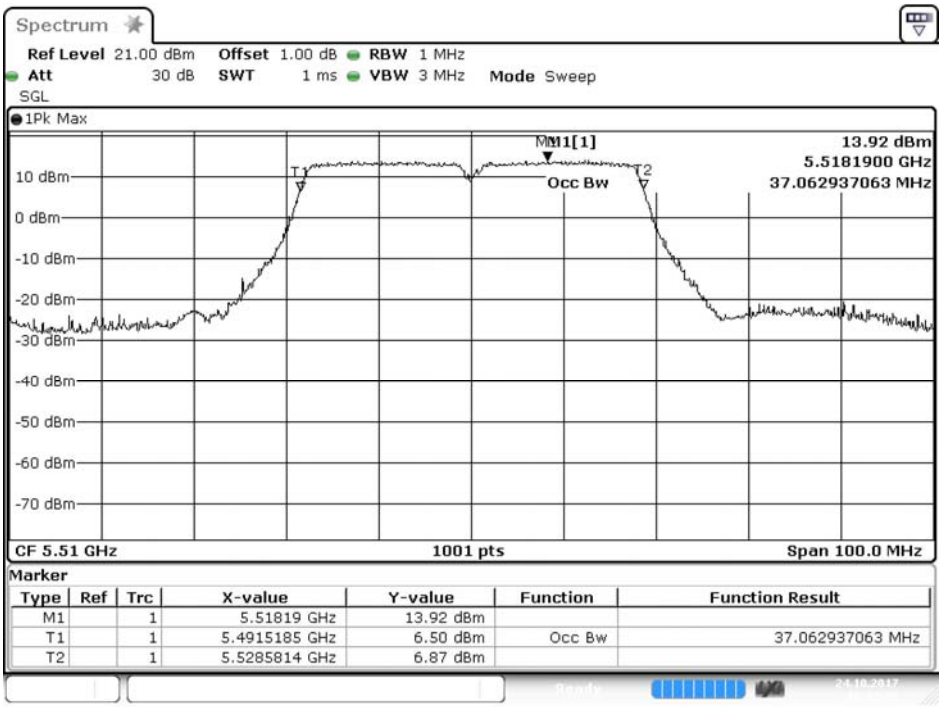

Date: 24.OCT.2017 10:15:51

Channel 110: Chain A

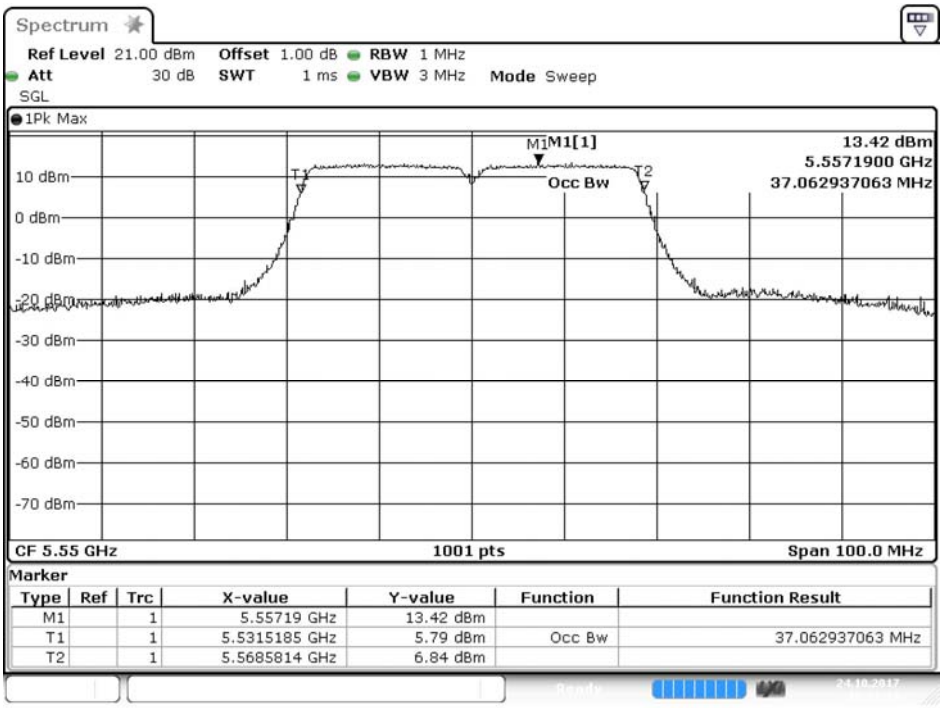

Date: 24.OCT.2017 10:01:13

Channel 110: Chain B

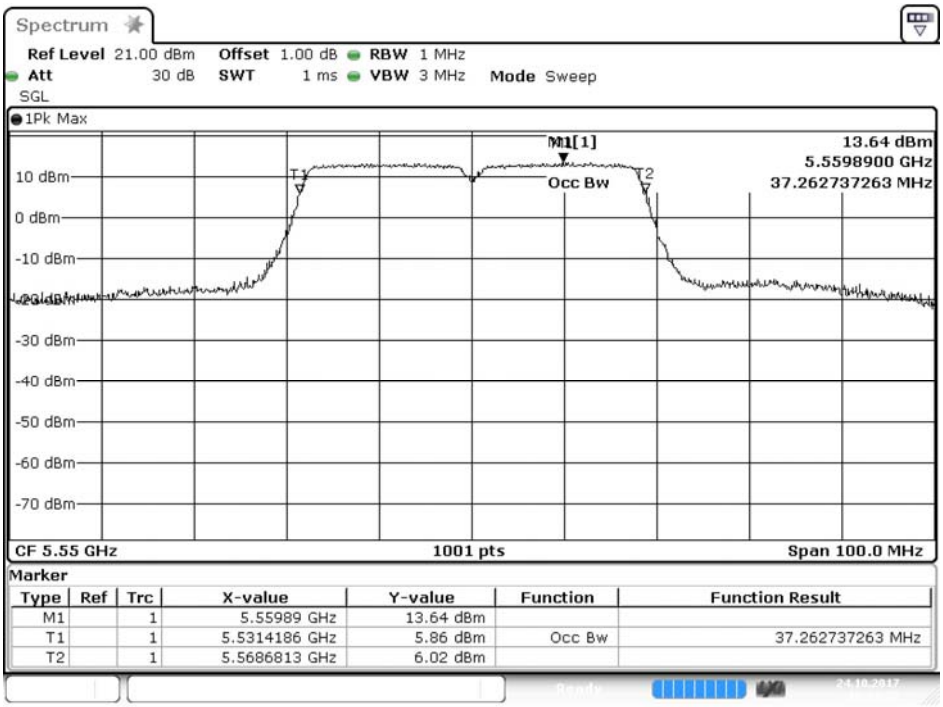

Date: 24.OCT.2017 10:16:32

Channel 134: Chain A

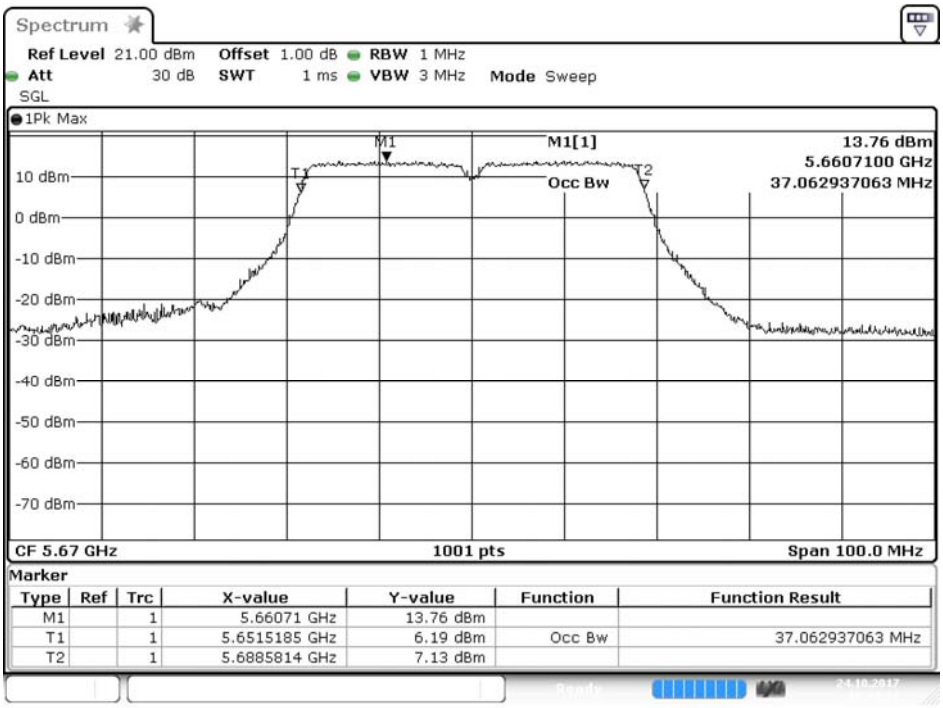

Date: 24.OCT.2017 10:02:13

Channel 134: Chain B

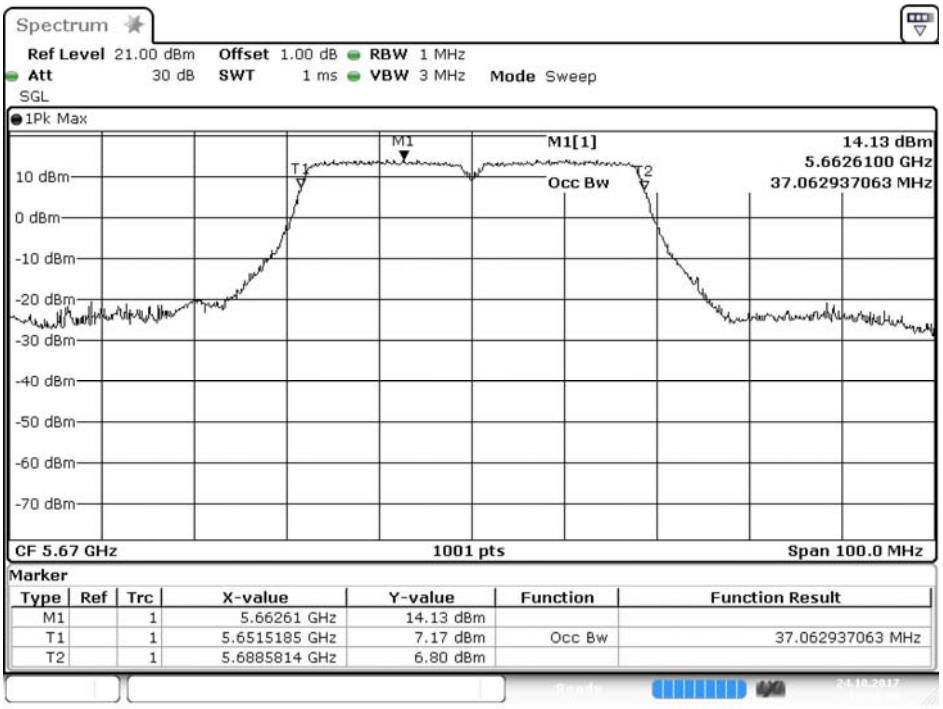

Date: 24.OCT.2017 10:17:06

待測物名稱：Intel® Wireless-AC 9260
待測物型號：9260NGW　　測試項目：峰值發射功率
測試頻道：--　　測試模式：Mode 4: 發射器 802.11ac-20BW_Beamforming
6 dB 頻寬：1MHz　　視頻頻寬：3MHz
檢測器：峰值　　環境溫度：21 ℃
測試日期：106 年 09 月 20 日　　環境濕度：53 %

Chain A

Cable loss=1dB		Maximum conducted output power								
Channel No.	Frequency (MHz)	Data Rate (Mbps)								Required Limit
		HT8	HT9	HT10	HT11	HT12	HT13	HT14	HT15	
		Measurement Level (dBm)								
144 (Band3)	5720	18.08	18.01	17.94	17.87	17.8	17.73	17.66	17.59	<24dBm
144 (Band4)	5720	12.72	12.65	12.58	12.51	12.44	12.37	12.3	12.23	<30dBm

Note: Maximum conducted output power Value =Reading value on Spectrum Analyzer + cable loss

Chain B

Cable loss=1dB		Maximum conducted output power								
Channel No.	Frequency (MHz)	Data Rate (Mbps)								Required Limit
		HT8	HT9	HT10	HT11	HT12	HT13	HT14	HT15	
		Measurement Level (dBm)								
144 (Band3)	5720	18.05	17.98	17.91	17.84	17.77	17.7	17.63	17.56	<24dBm
144 (Band4)	5720	12.52	12.45	12.38	12.31	12.24	12.17	12.1	12.03	<30dBm

Note: Maximum conducted output power Value =Reading value on Spectrum Analyzer + cable loss

Maximum conducted output power Measurement:

Chain A+ B

Channel No	Frequency Range	99% Bandwidth	Chain A Power	Chain B Power	Output Power	Output Power Limit		Result
	(MHz)	(MHz)	(dBm)	(dBm)	(dBm)	(dBm)	dBm+10log(BW)	
144(Band3)	5720	14.740	18.080	18.050	21.08	24	22.68	Pass
144(Band4)	5720	--	12.720	12.520	15.63	30	--	Pass

Note:
1. Output Power (dBm) = 10LOG (Chain A Power (mW)+ Chain B Power (mW))
2. 99% Bandwidth is the bandwidth of chain A or chain B whichever is less bandwidth, output power limitation is more stringent.

99% Occupied Bandwidth:

Channel 144: Chain A

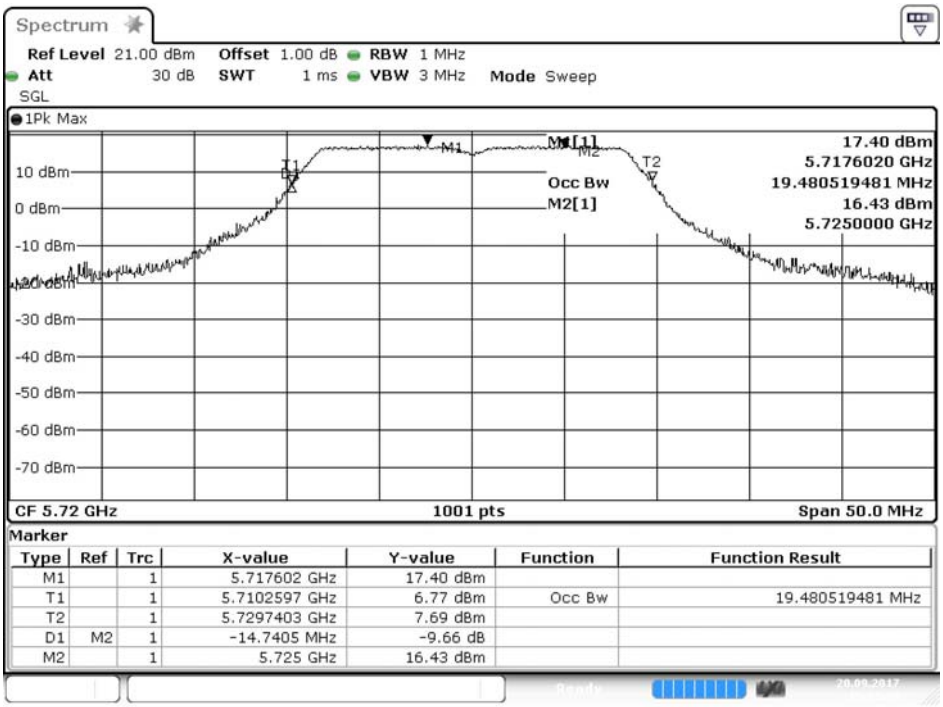

Marker

Type	Ref	Trc	X-value	Y-value	Function	Function Result
M1		1	5.717602 GHz	17.40 dBm		
T1		1	5.7102597 GHz	6.77 dBm	Occ Bw	19.480519481 MHz
T2		1	5.7297403 GHz	7.69 dBm		
D1	M2	1	-14.7405 MHz	-9.66 dB		
M2		1	5.725 GHz	16.43 dBm		

Date: 20.SEP.2017 15:05:25

Channel 144: Chain B

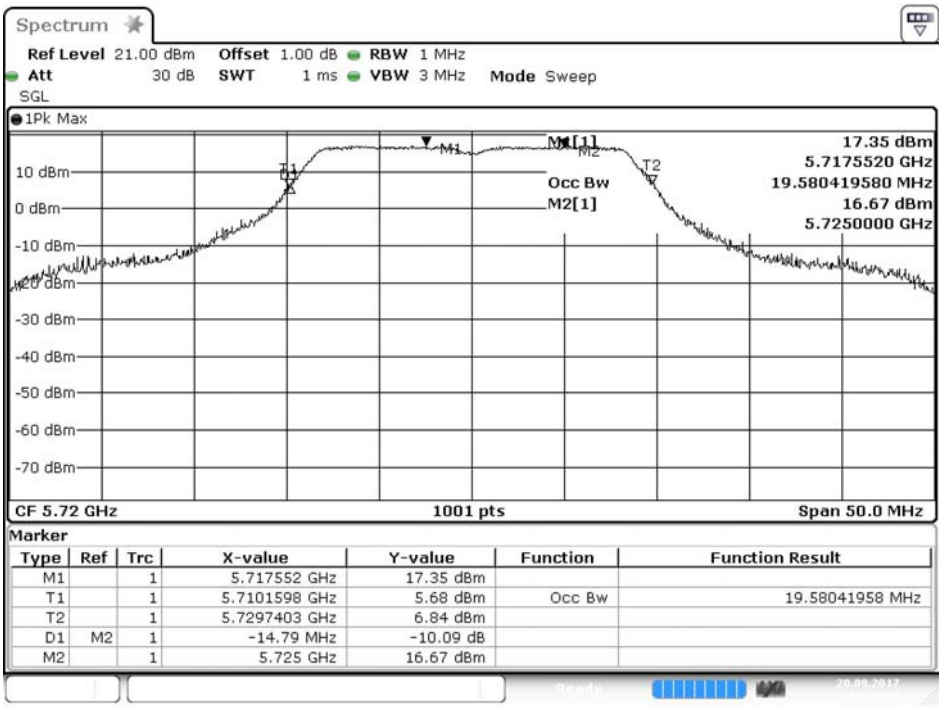

Marker

Type	Ref	Trc	X-value	Y-value	Function	Function Result
M1		1	5.717552 GHz	17.35 dBm		
T1		1	5.7101598 GHz	5.68 dBm	Occ Bw	19.58041958 MHz
T2		1	5.7297403 GHz	6.84 dBm		
D1	M2	1	-14.79 MHz	-10.09 dB		
M2		1	5.725 GHz	16.67 dBm		

Date: 20.SEP.2017 15:24:53

Maximum conducted output power:

Channel 144 (Band3) (Chain A)

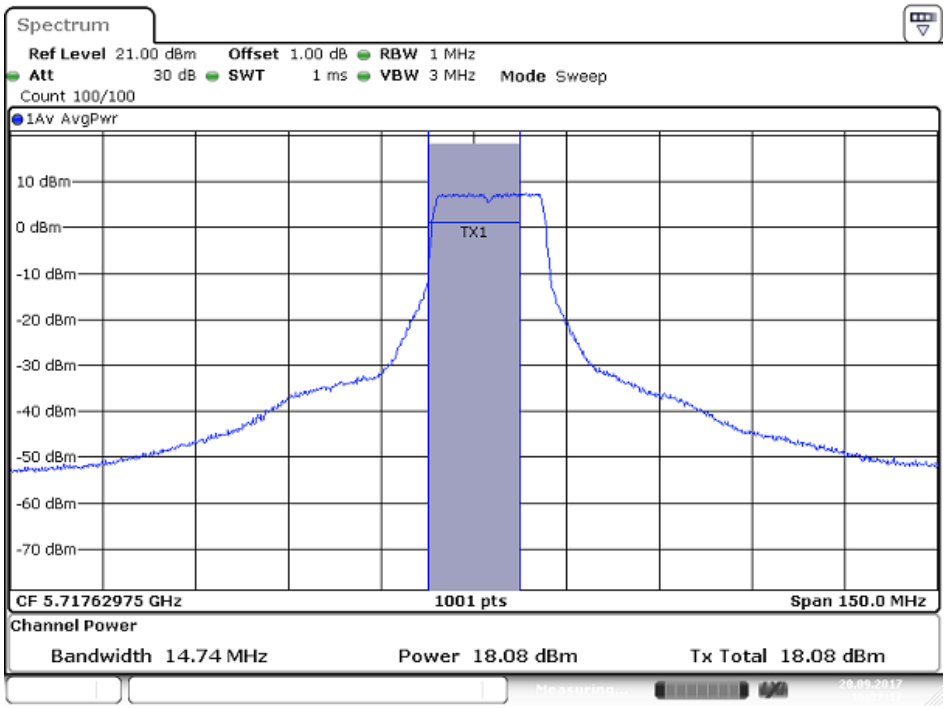

Date: 20.SEP.2017 16:37:17

Channel 144 (Band3) (Chain A)

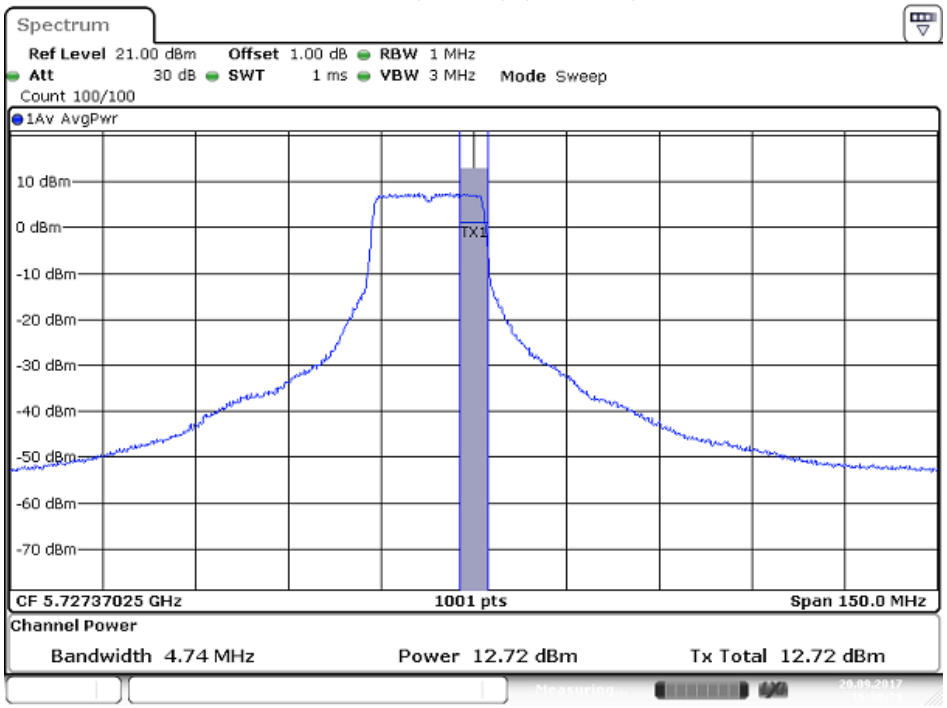

Date: 20.SEP.2017 16:39:32

Channel 144 (Band4) (Chain B)

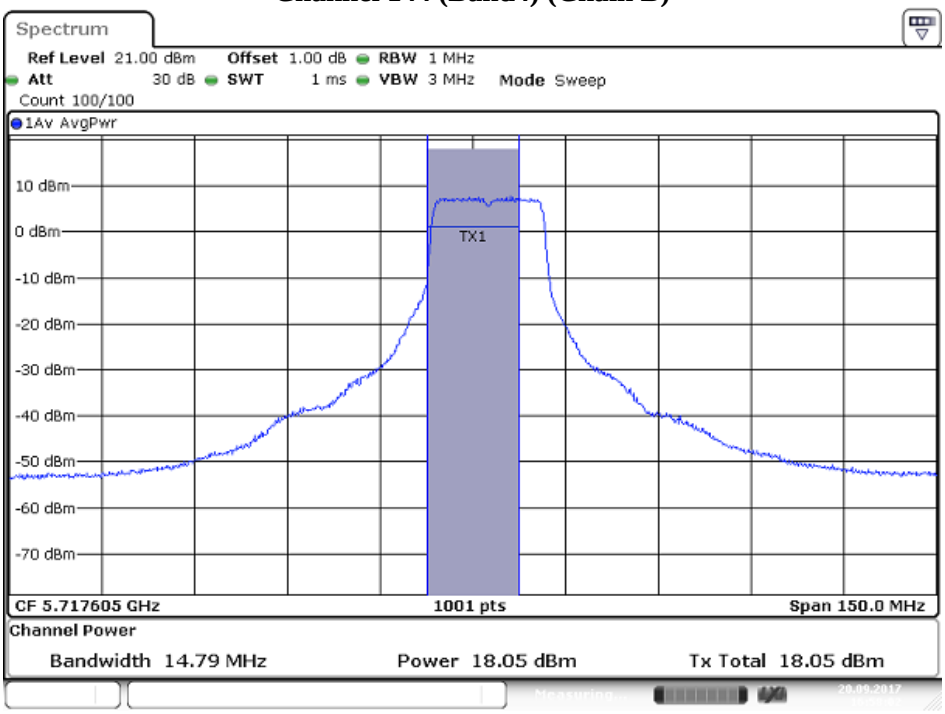

Date: 20.SEP.2017 16:58:02

Channel 144 (Band4) (Chain B)

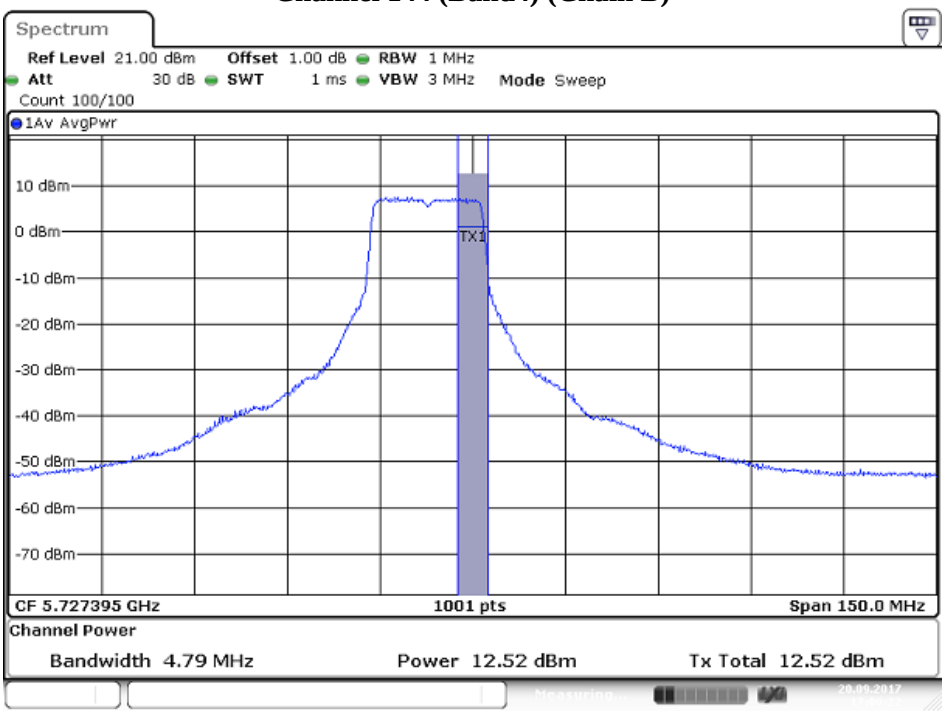

Date: 20.SEP.2017 17:00:22

待測物名稱：Intel® Wireless-AC 9260
待測物型號：9260NGW　　測 試 項 目 ：峰值發射功率
測 試 頻 道 ：--　　測 試 模 式 ：Mode 4: 發射器 802.11ac-40BW_Beamforming
6 dB 頻寬：1MHz　　視 頻 頻 寬 ：3MHz
檢 測 器 ：峰值　　環 境 溫 度 ：21 ℃
測 試 日 期 ：106 年 09 月 20 日　　環 境 濕 度 ：53 %

Chain A

Cable loss=1dB		Maximum conducted output power								
Channel No	Frequency (MHz)	Data Rate (Mbps)								Required Limit
		HT8	HT9	HT10	HT11	HT12	HT13	HT14	HT15	
142F(Band3)	5710	20.82	20.75	20.68	20.61	20.54	20.47	20.4	20.33	<24dBm
142F(Band4)	5710	10.78	10.71	10.64	10.57	10.5	10.43	10.36	10.29	<30dBm

Note: Maximum conducted output power Value =Reading value on Spectrum Analyzer + cable loss

Chain B

Cable loss=1dB		Maximum conducted output power								
Channel No	Frequency (MHz)	Data Rate (Mbps)								Required Limit
		HT8	HT9	HT10	HT11	HT12	HT13	HT14	HT15	
142F(Band3)	5710	20.64	20.57	20.5	20.43	20.36	20.29	20.22	20.15	<24dBm
142F(Band4)	5710	10.69	10.62	10.55	10.48	10.41	10.34	10.27	10.2	<30dBm

Note: Maximum conducted output power Value =Reading value on Spectrum Analyzer + cable loss

Maximum conducted output power Measurement:

Chain A+ B

Channel No	Frequency Range	99% Bandwidth	Chain A Power	Chain B Power	Output Power	Output Power Limit		Result
	(MHz)	(MHz)	(dBm)	(dBm)	(dBm)	(dBm)	dBm+10log(BW)	
142F(Band3)	5710	33.580	20.820	20.640	23.74	24	26.26	Pass
142F(Band4)	5710	--	10.780	10.690	13.75	30	--	Pass

Note:

1. Output Power (dBm) = 10LOG (Chain A Power (mW)+ Chain B Power (mW))
2. 99% Bandwidth is the bandwidth of chain A or chain B whichever is less bandwidth, output power limitation is more stringent.

99% Occupied Bandwidth:

Channel 142: Chain A

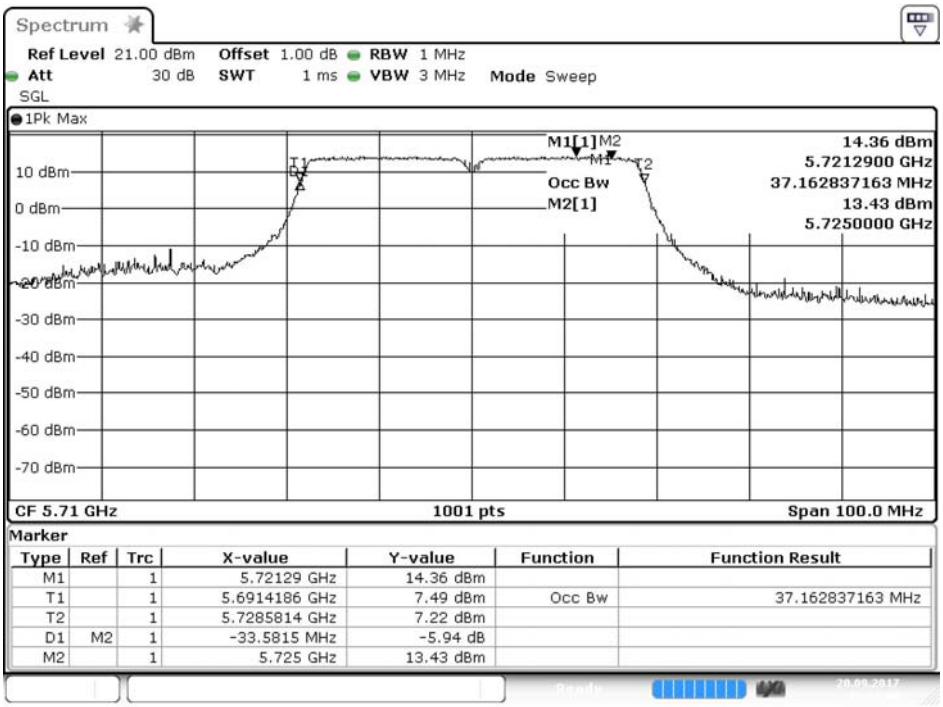

Marker

Type	Ref	Trc	X-value	Y-value	Function	Function Result
M1		1	5.72129 GHz	14.36 dBm		
T1		1	5.6914186 GHz	7.49 dBm	Occ Bw	37.162837163 MHz
T2		1	5.7285814 GHz	7.22 dBm		
D1	M2	1	-33.5815 MHz	-5.94 dB		
M2		1	5.725 GHz	13.43 dBm		

Date: 20.SEP.2017 15:07:04

Channel 142: Chain B

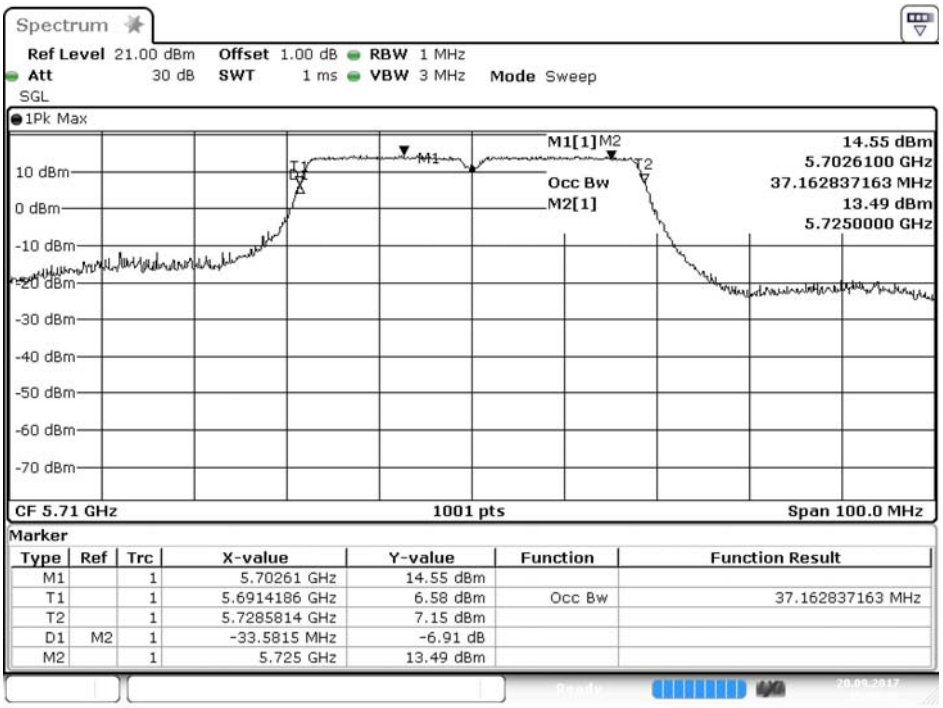

Marker

Type	Ref	Trc	X-value	Y-value	Function	Function Result
M1		1	5.70261 GHz	14.55 dBm		
T1		1	5.6914186 GHz	6.58 dBm	Occ Bw	37.162837163 MHz
T2		1	5.7285814 GHz	7.15 dBm		
D1	M2	1	-33.5815 MHz	-6.91 dB		
M2		1	5.725 GHz	13.49 dBm		

Date: 20.SEP.2017 15:26:42

Maximum conducted output power:

Channel 142 (Band3) (Chain A)

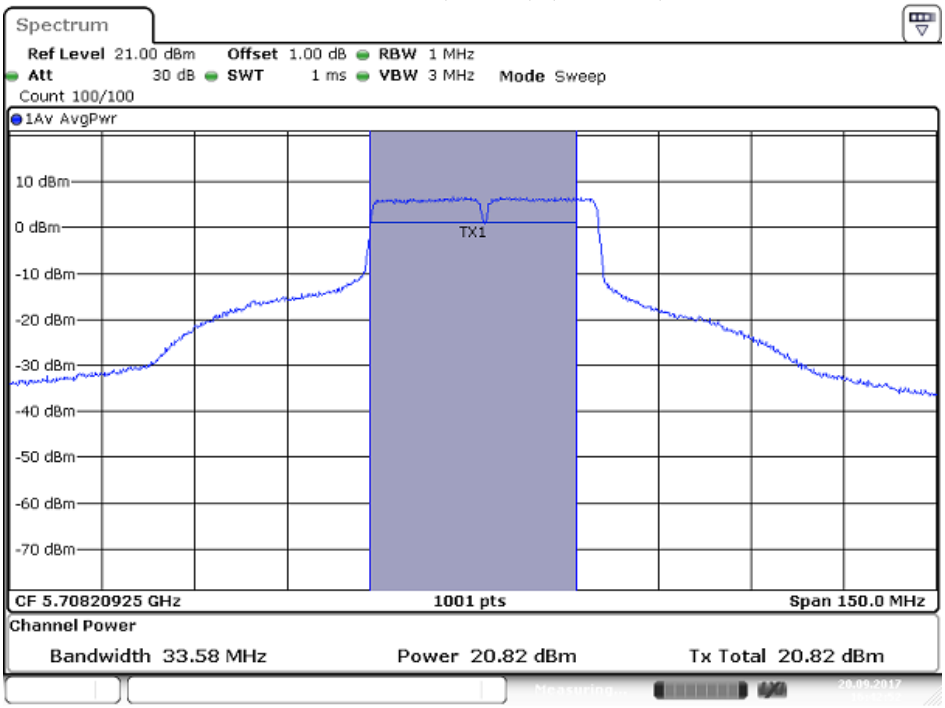

Date: 20.SEP.2017 16:42:53

Channel 142 (Band4) (Chain A)

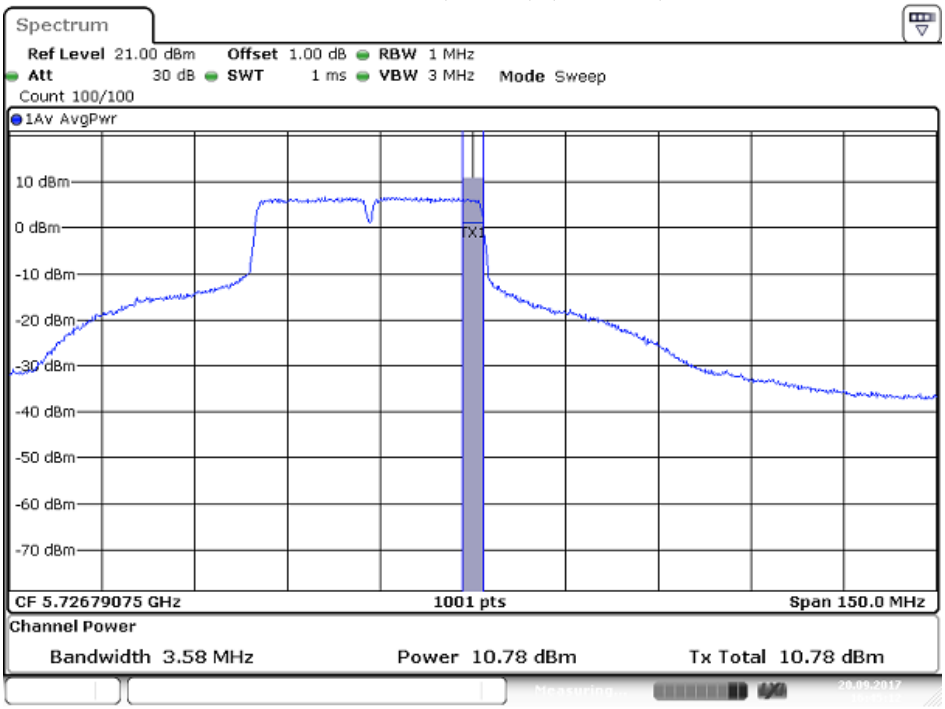

Date: 20.SEP.2017 16:45:12

Channel 142 (Band3) (Chain B)

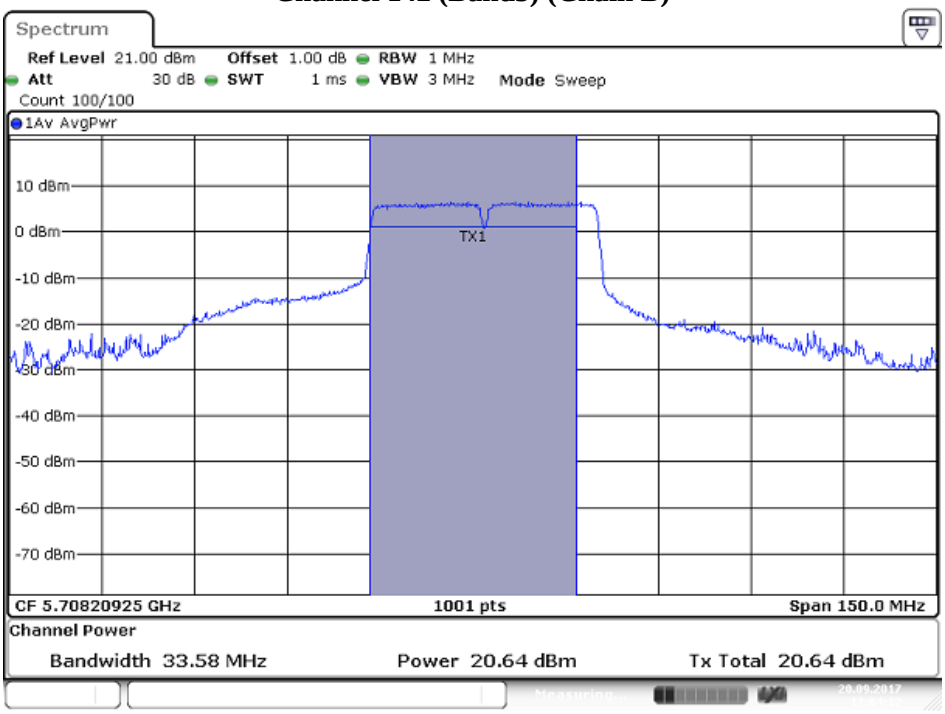

Date: 20.SEP.2017 17:04:13

Channel 142 (Band4) (Chain B)

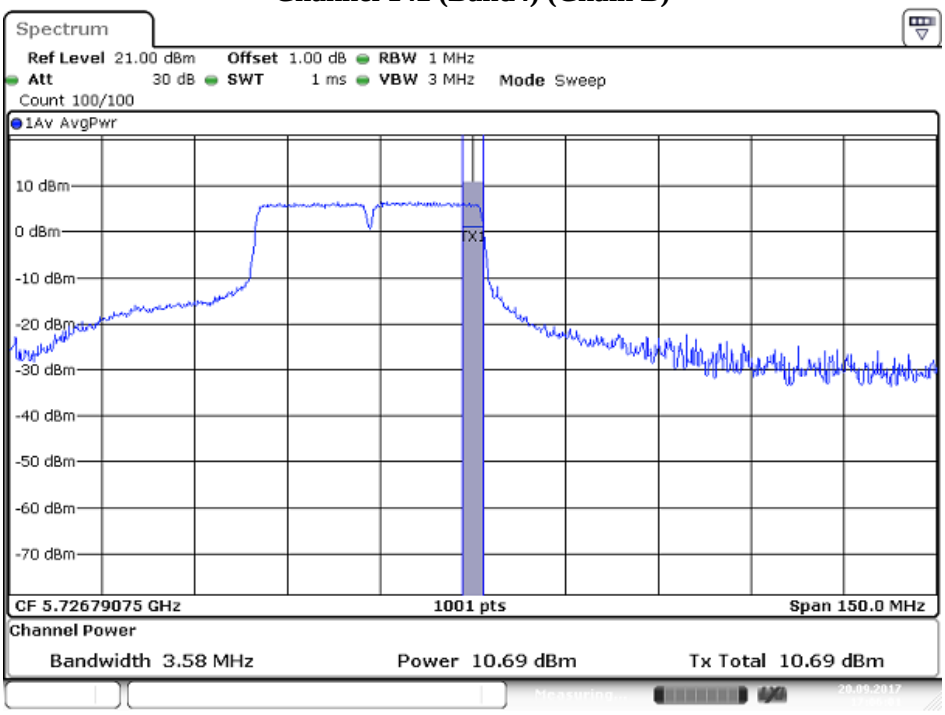

Date: 20.SEP.2017 17:06:02

待測物名稱：Intel® Wireless-AC 9260
待測物型號：9260NGW　　測試項目：峰值發射功率
測試頻道：--　　測試模式：Mode 4: 發射器 802.11ac-80BW_Beamforming
6 dB 頻寬：1MHz　　視頻頻寬：3MHz
檢測器：峰值　　環境溫度：21 ℃
測試日期：106 年 09 月 20 日　　環境濕度：53 %

Chain A

Cable loss=1dB		Maximum conducted output power										
Channel No	Frequency (MHz)	Data Rate (Mbps)										Required Limit
		VTH0	VTH1	VTH2	VTH3	VTH4	VTH5	VTH6	VTH7	VTH8	VTH9	
42	5210	17.55	17.48	17.41	17.34	17.27	17.20	17.13	17.06	16.99	16.92	<24dBm
58	5290	16.37	16.30	16.23	16.16	16.09	16.02	15.95	15.88	15.81	15.74	<24dBm
106	5530	17.6	17.53	17.46	17.39	17.32	17.25	17.18	17.11	17.04	16.97	<24dBm
122	5610	19.96	19.89	19.82	19.75	19.68	19.61	19.54	19.47	19.40	19.33	<24dBm
138(Band3)	5690	19.9	19.83	19.76	19.69	19.62	19.55	19.48	19.41	19.34	19.27	<24dBm
138(Band4)	5690	2.99	2.92	2.85	2.78	2.71	2.64	2.57	2.50	2.43	2.36	<30dBm
155	5775	17.72	17.65	17.58	17.51	17.44	17.37	17.30	17.23	17.16	17.09	<30dBm

Note: Maximum conducted output power Value =Reading value on Spectrum Analyzer + cable loss

Chain B

Cable loss=1dB		Maximum conducted output power										
Channel No	Frequency (MHz)	Data Rate (Mbps)										Required Limit
		VTH0	VTH1	VTH2	VTH3	VTH4	VTH5	VTH6	VTH7	VTH8	VTH9	
42	5210	17.47	17.40	17.33	17.26	17.19	17.12	17.05	16.98	16.91	16.84	<24dBm
58	5290	16.82	16.75	16.68	16.61	16.54	16.47	16.40	16.33	16.26	16.19	<24dBm
106	5530	17.78	17.71	17.64	17.57	17.50	17.43	17.36	17.29	17.22	17.15	<24dBm
122	5610	19.95	19.88	19.81	19.74	19.67	19.60	19.53	19.46	19.39	19.32	<24dBm
138(Band3)	5690	19.97	19.90	19.83	19.76	19.69	19.62	19.55	19.48	19.41	19.34	<24dBm
138(Band4)	5690	2.86	2.79	2.72	2.65	2.58	2.51	2.44	2.37	2.30	2.23	<30dBm
155	5775	17.75	17.68	17.61	17.54	17.47	17.40	17.33	17.26	17.19	17.12	<30dBm

Note: Maximum conducted output power Value =Reading value on Spectrum Analyzer + cable loss

Maximum conducted output power Measurement
Chain A+ B

Channel No	Frequency Range	99% Bandwidth	Chain A Power	Chain B Power	Output Power	Output Power Limit		Result
	(MHz)	(MHz)	(dBm)	(dBm)	(dBm)	(dBm)	dBm+10log(BW)	
42	5210	--	17.550	17.470	20.52	24	--	Pass
58	5290	75.330	16.370	16.820	19.61	24	29.77	Pass
106	5530	75.330	17.600	17.780	20.70	24	29.77	Pass
122	5610	75.330	19.960	19.950	22.97	24	29.77	Pass
138(Band3)	5690	72.760	19.900	19.970	22.95	24	29.62	Pass
138(Band4)	5690	--	2.990	2.860	5.94	30	--	Pass
155	5775	--	17.720	17.750	20.75	30	--	Pass

Note:

1. Output Power (dBm) = 10LOG (Chain A Power (mW)+ Chain B Power (mW))
2. 99% Bandwidth is the bandwidth of chain A or chain B whichever is less bandwidth, output power limitation is more stringent.

99% Occupied Bandwidth:

Channel 42 – Chain A

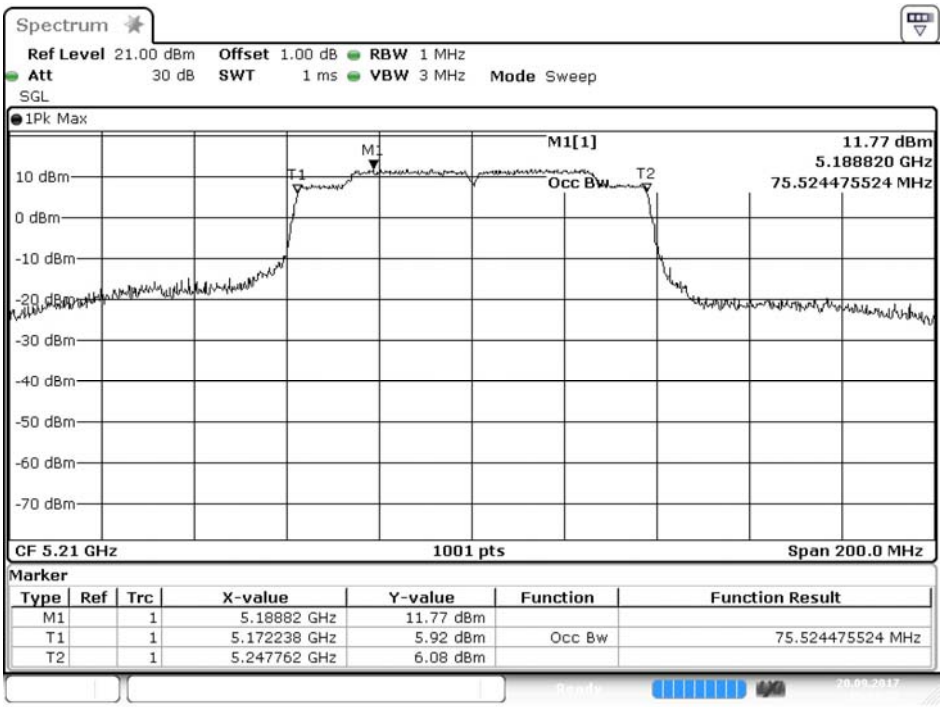

Date: 20.SEP.2017 15:08:32

Channel 58: Chain A

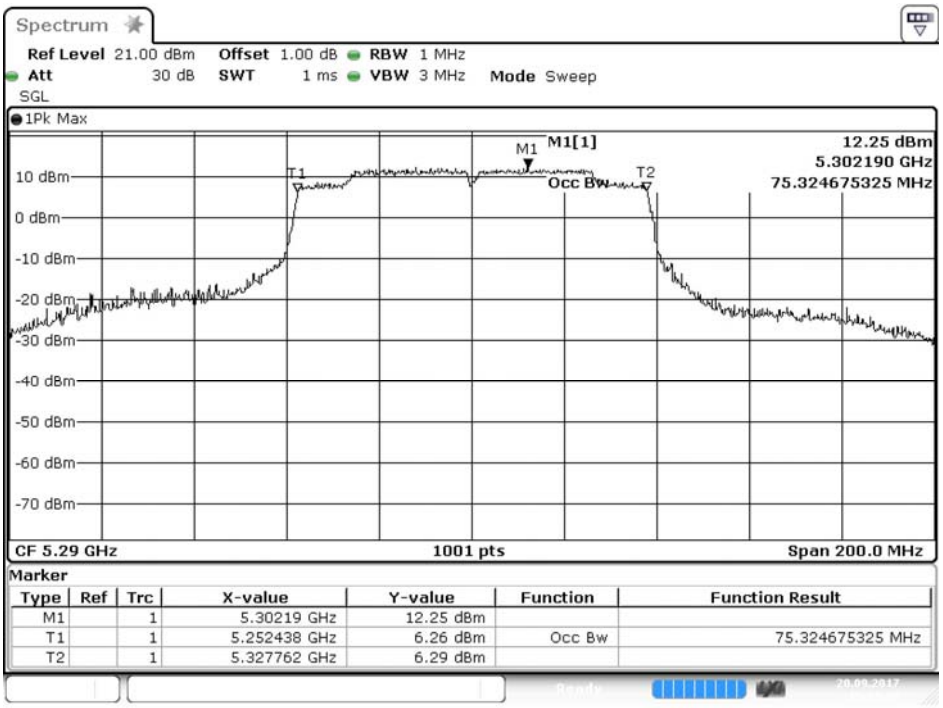

Date: 20.SEP.2017 15:09:47

Channel 106: Chain A

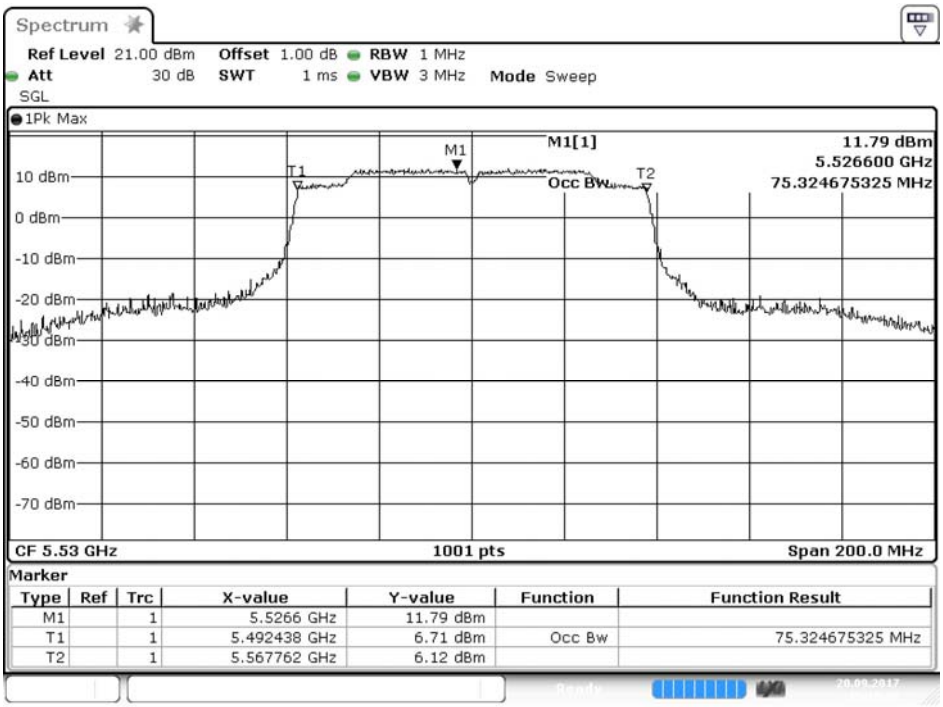

Date: 20.SEP.2017 15:10:51

Channel 122: Chain A

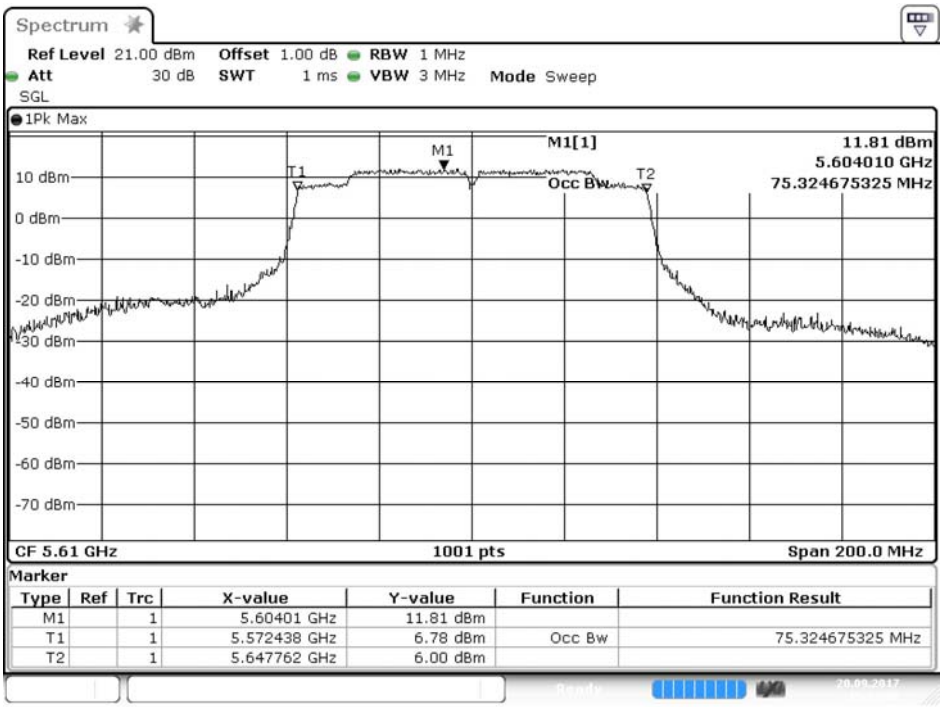

Date: 20.SEP.2017 15:12:02

Channel 138: Chain A

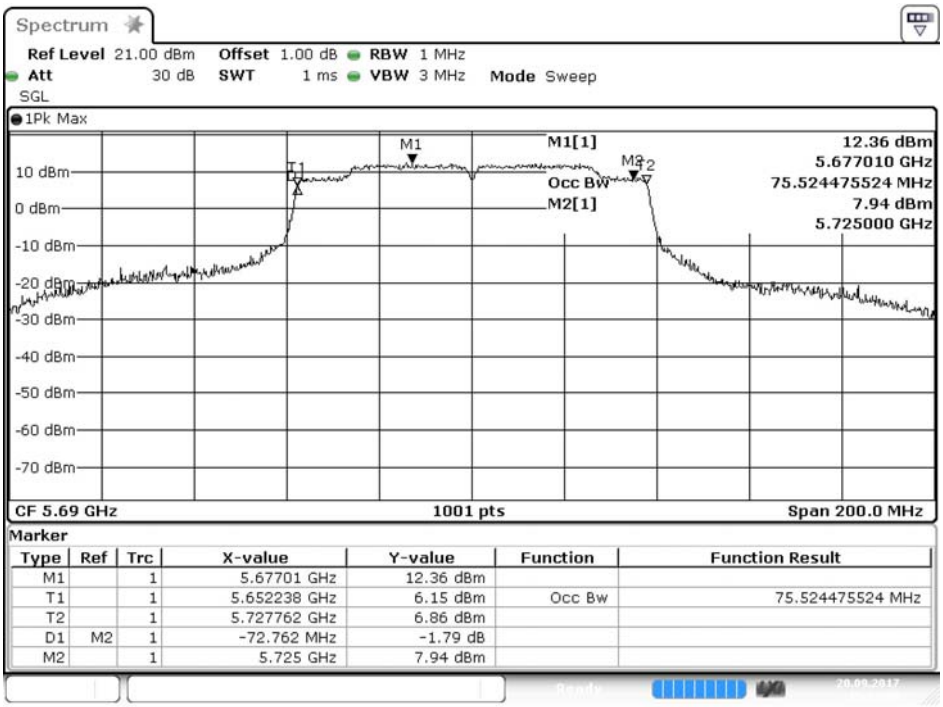

Marker

Type	Ref	Trc	X-value	Y-value	Function	Function Result
M1		1	5.67701 GHz	12.36 dBm		
T1		1	5.652238 GHz	6.15 dBm	Occ Bw	75.524475524 MHz
T2		1	5.727762 GHz	6.86 dBm		
D1	M2	1	-72.762 MHz	-1.79 dB		
M2		1	5.725 GHz	7.94 dBm		

Date: 20.SEP.2017 15:13:21

Channel 155 – Chain A

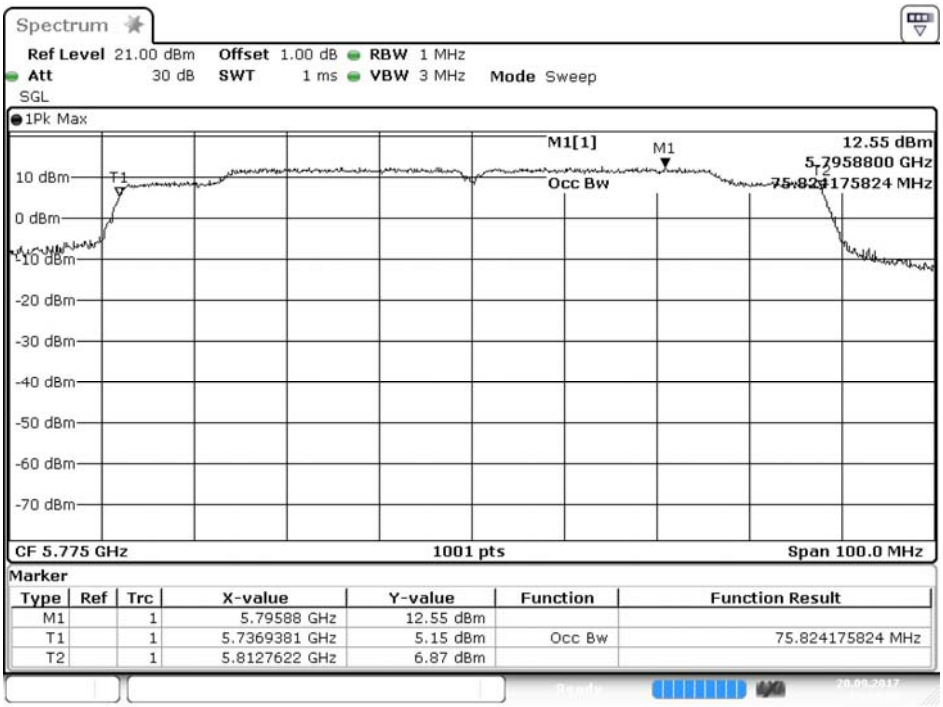

Marker

Type	Ref	Trc	X-value	Y-value	Function	Function Result
M1		1	5.79588 GHz	12.55 dBm		
T1		1	5.7369381 GHz	5.15 dBm	Occ Bw	75.824175824 MHz
T2		1	5.8127622 GHz	6.87 dBm		

Date: 20.SEP.2017 15:14:50

99% Occupied Bandwidth:

Channel 42 (Chain B)

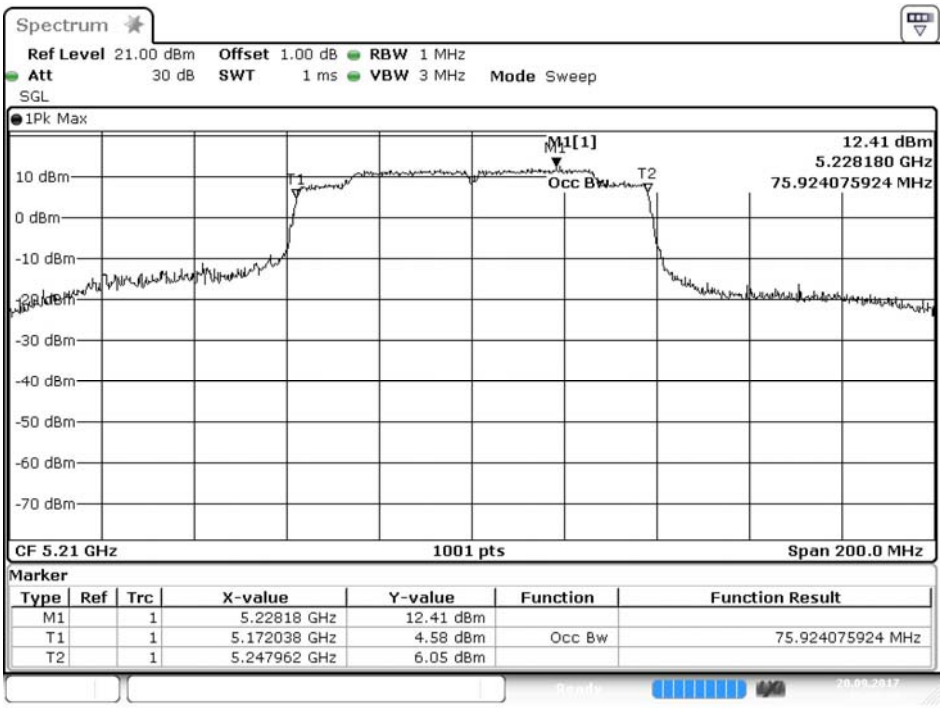

Date: 20.SEP.2017 15:28:34

Channel 58: Chain B

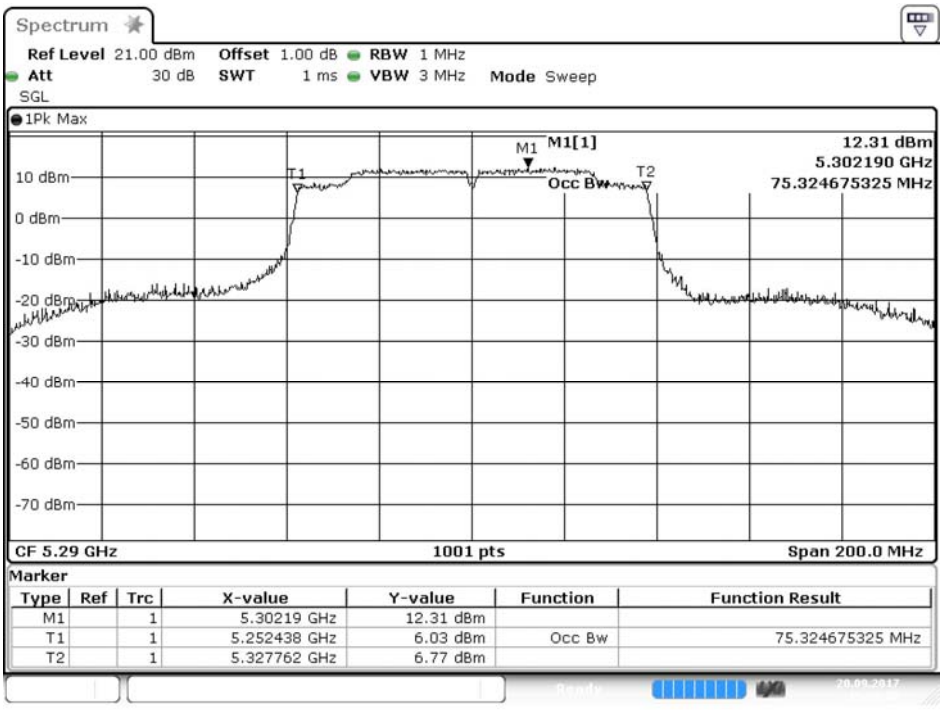

Date: 20.SEP.2017 15:30:08

Channel 106: Chain B

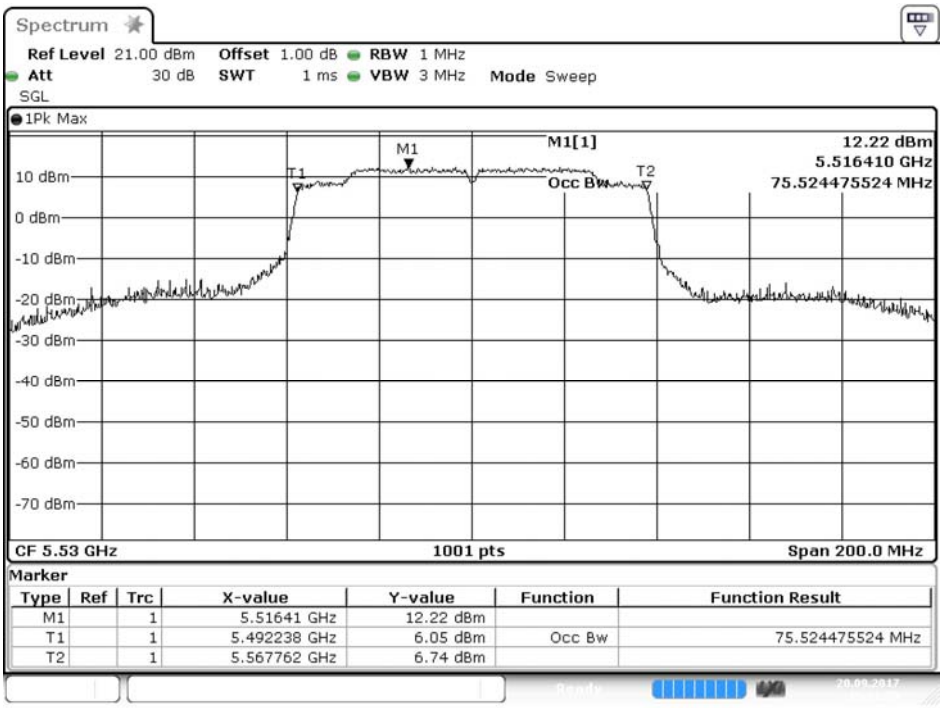

Date: 20.SEP.2017 15:31:25

Channel 122: Chain B

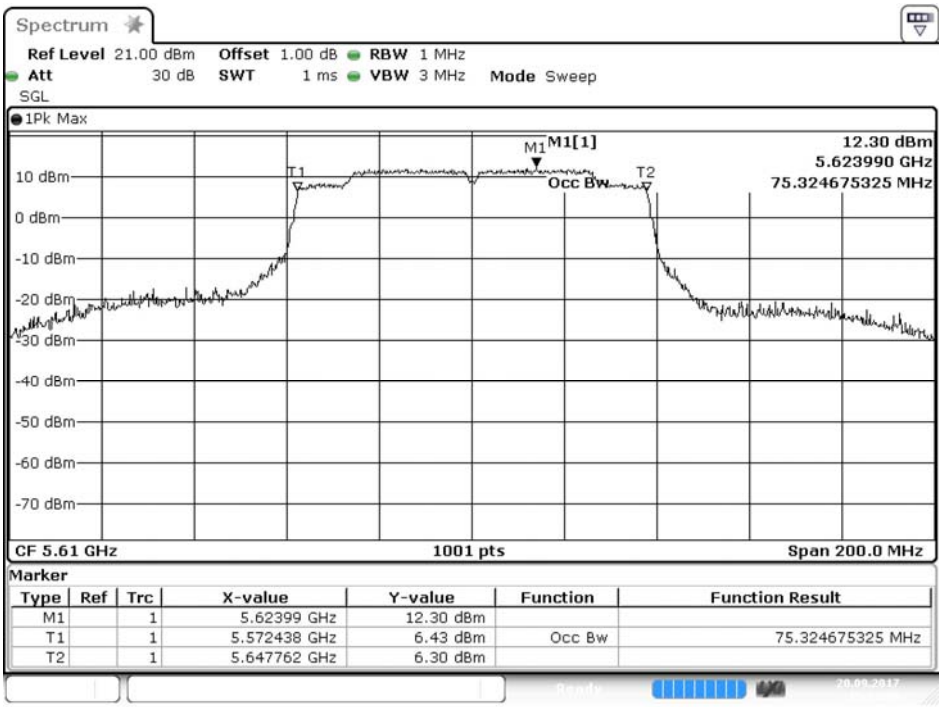

Date: 20.SEP.2017 15:32:28

Channel 138: Chain B

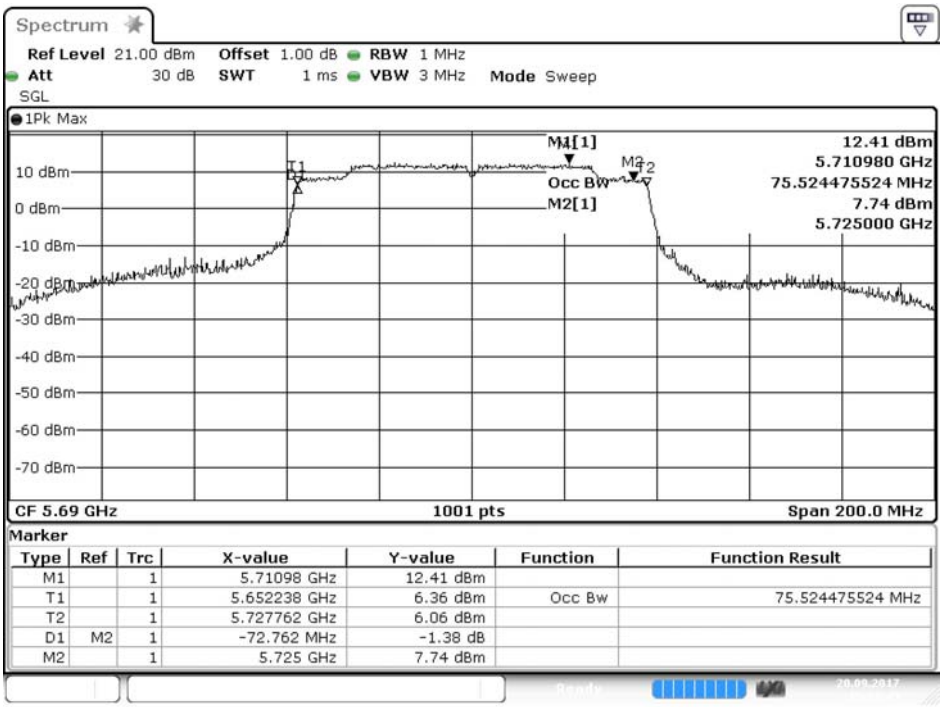

Marker

Type	Ref	Trc	X-value	Y-value	Function	Function Result
M1		1	5.71098 GHz	12.41 dBm		
T1		1	5.652238 GHz	6.36 dBm	Occ Bw	75.524475524 MHz
T2		1	5.727762 GHz	6.06 dBm		
D1	M2	1	-72.762 MHz	-1.38 dB		
M2		1	5.725 GHz	7.74 dBm		

Date: 20.SEP.2017 15:33:45

Channel 155 (Chain B)

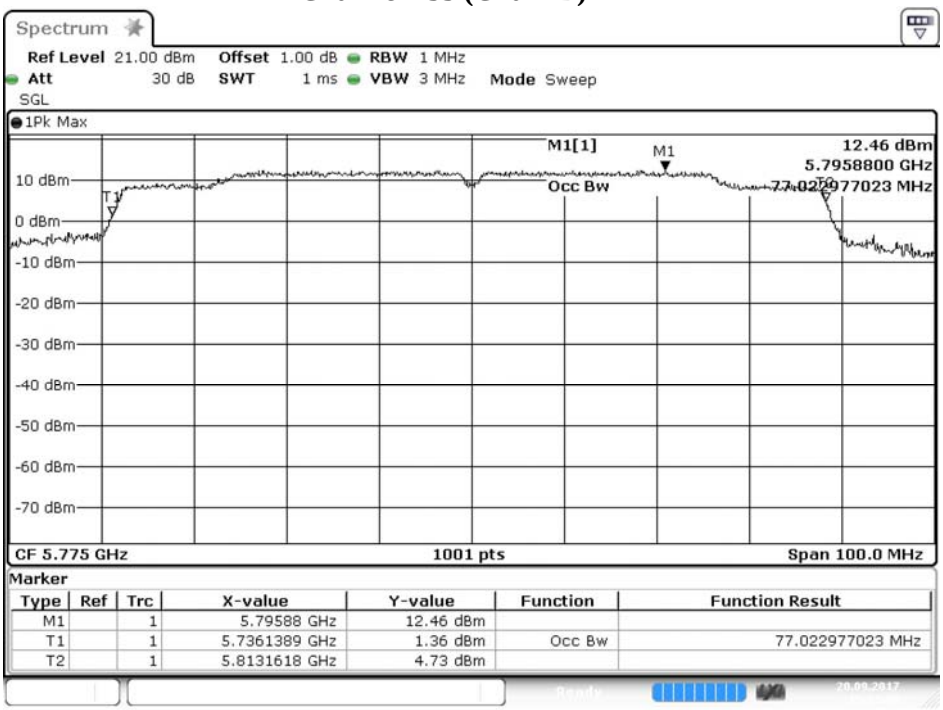

Marker

Type	Ref	Trc	X-value	Y-value	Function	Function Result
M1		1	5.79588 GHz	12.46 dBm		
T1		1	5.7361389 GHz	1.36 dBm	Occ Bw	77.022977023 MHz
T2		1	5.8131618 GHz	4.73 dBm		

Date: 20.SEP.2017 15:35:21

Maximum conducted output power:

Channel 42 (Chain A)

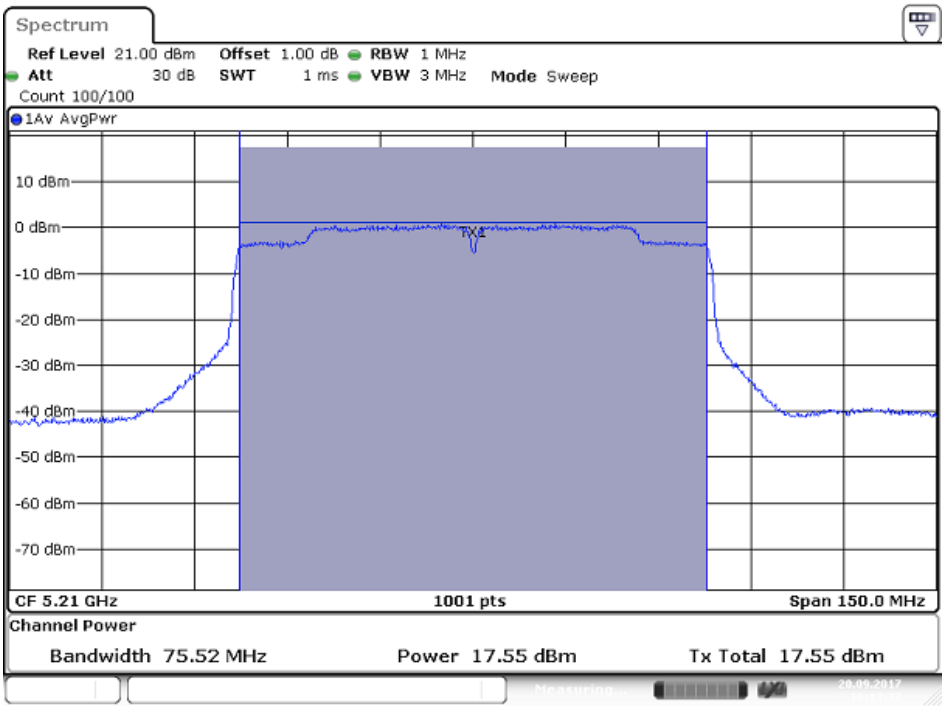

Date: 20.SEP.2017 16:13:37

Maximum conducted output power:

Channel 58 (Chain A)

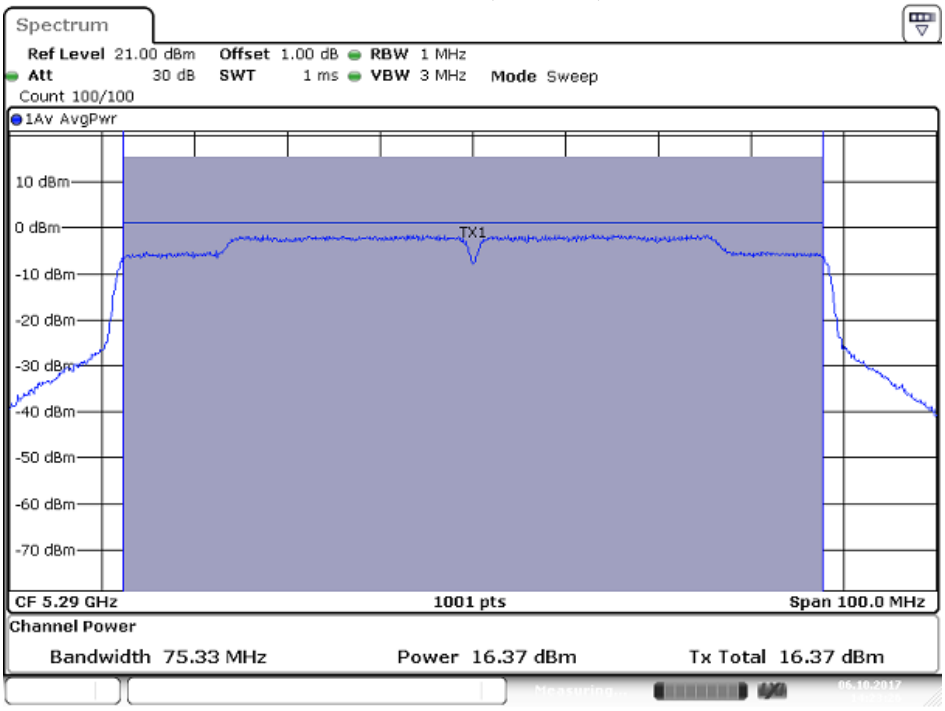

Date: 6.OCT.2017 14:23:26

Maximum conducted output power:

Channel 106 (Chain A)

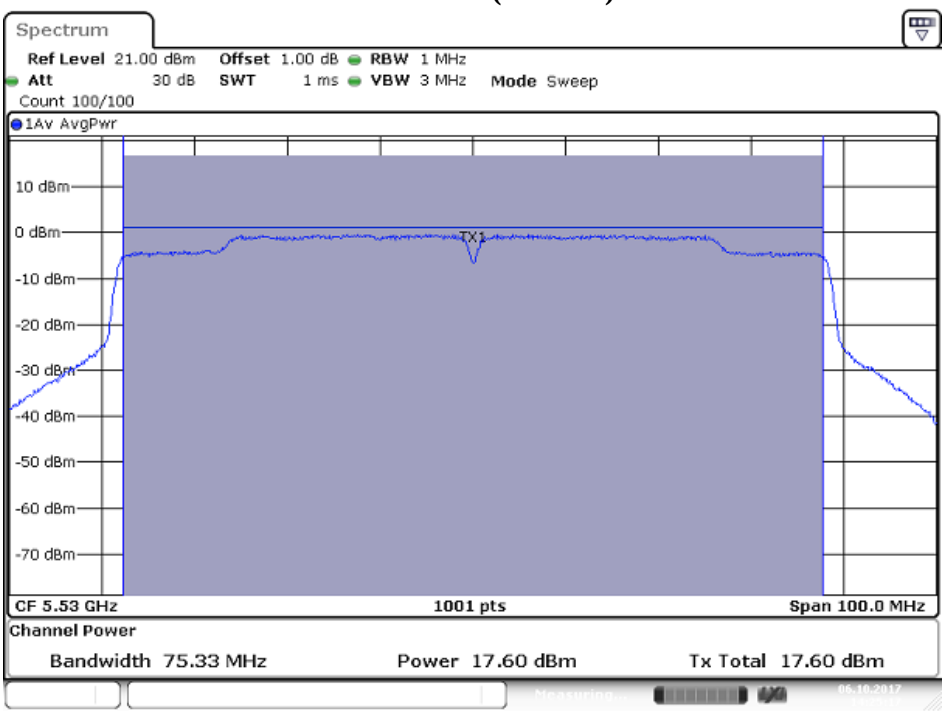

Date: 6.OCT.2017 14:25:17

Maximum conducted output power:

Channel 122 (Chain A)

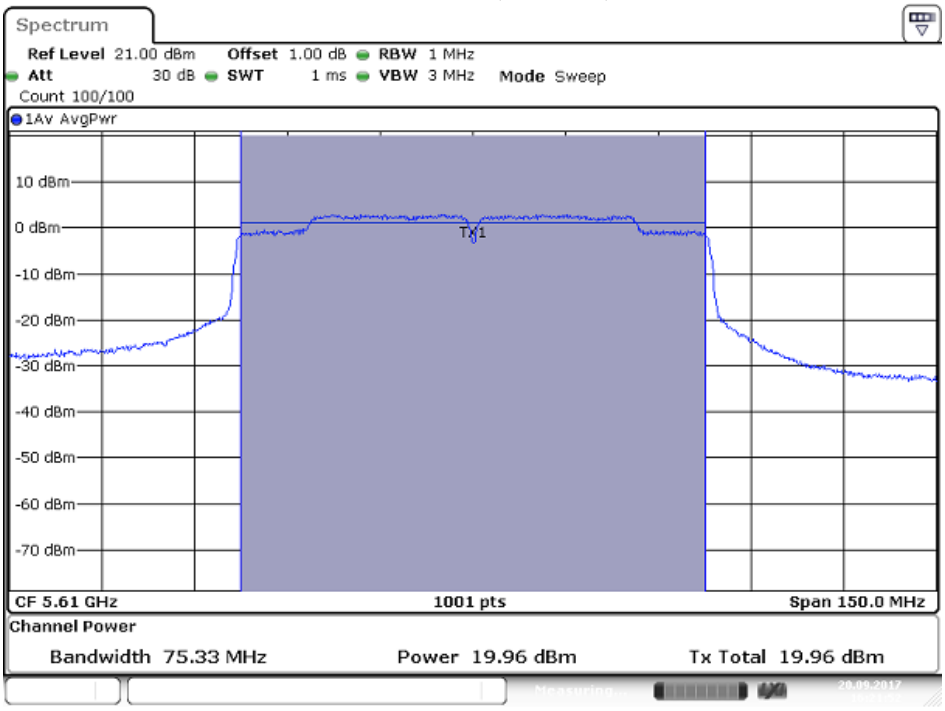

Date: 20.SEP.2017 16:21:52

Maximum conducted output power:

Channel 138 (Band3) (Chain A)

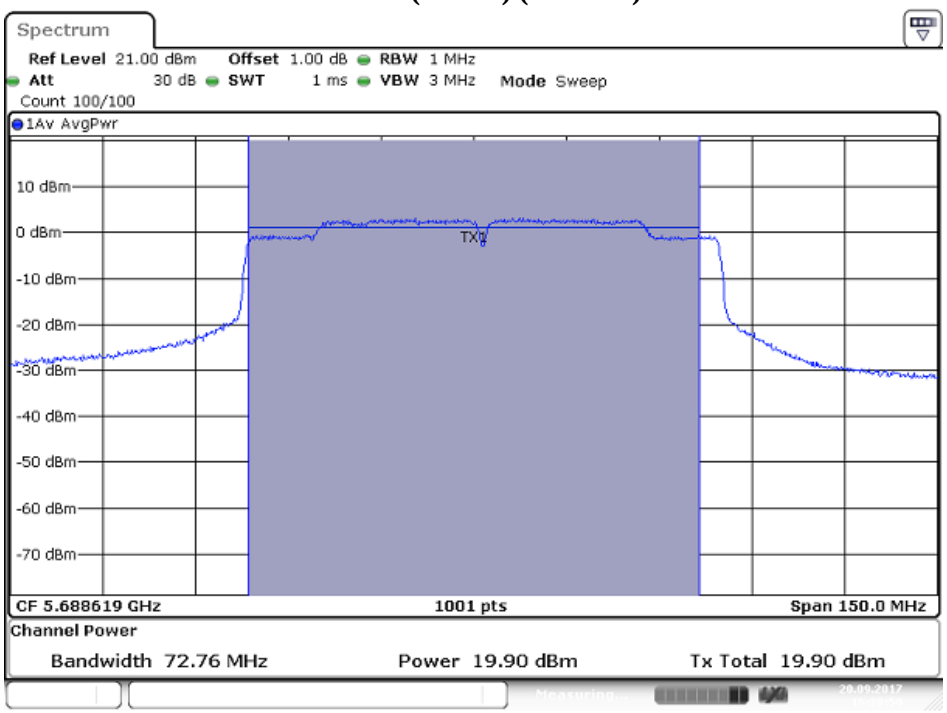

Date: 20.SEP.2017 16:28:50

Maximum conducted output power:

Channel 138 (Band4) (Chain A)

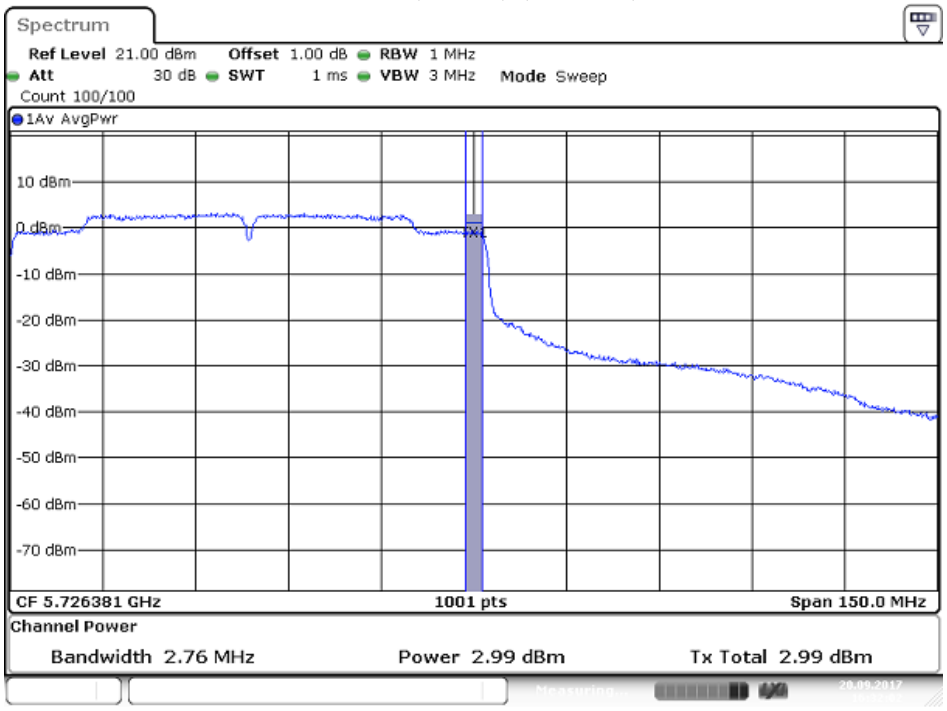

Date: 20.SEP.2017 16:32:03

Maximum conducted output power:

Channel 155 (Chain A)

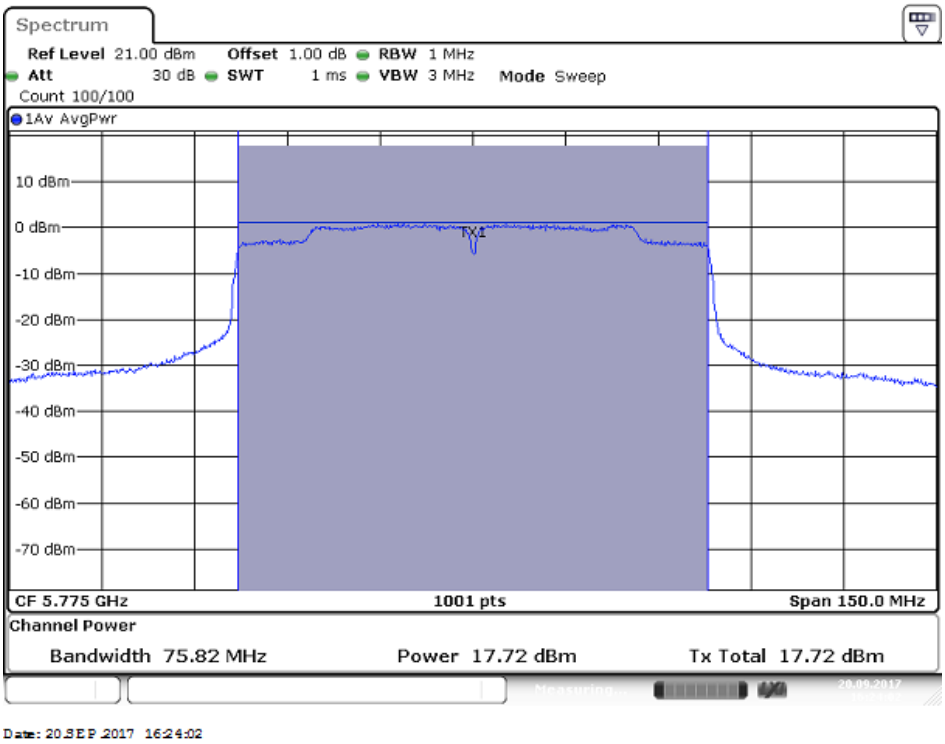

Maximum conducted output power:

Channel 42 (Chain B)

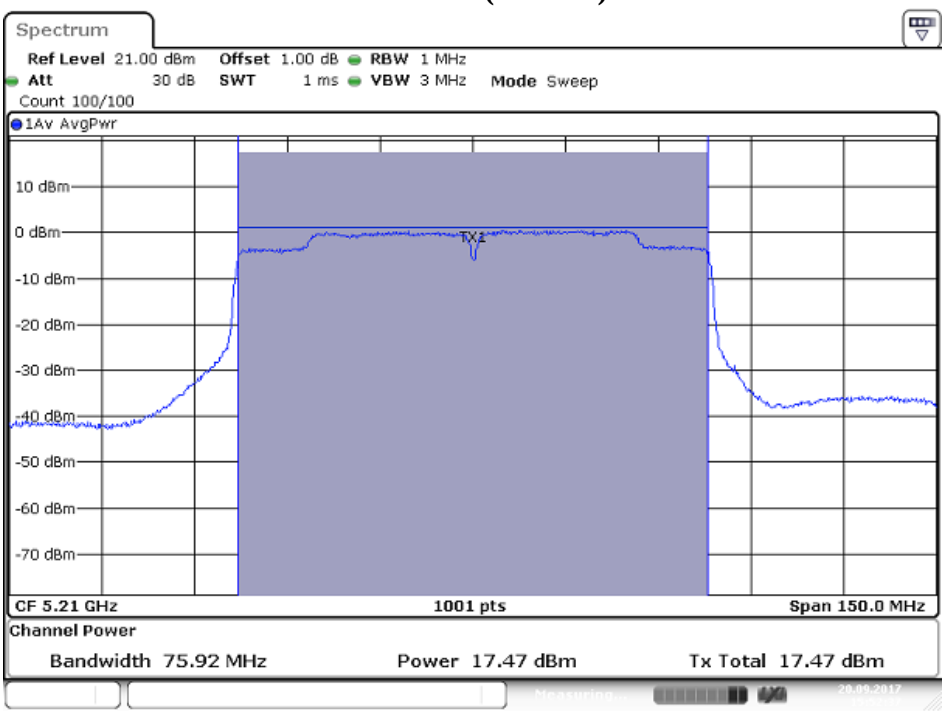

Date: 20.SEP.2017 15:52:37

Channel 58 (Chain B)

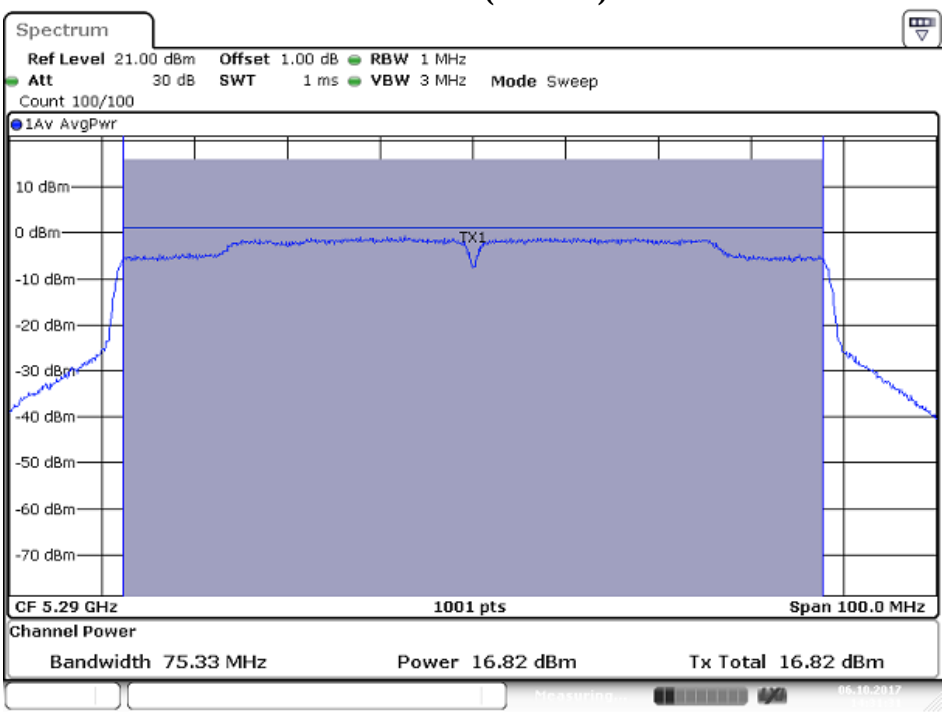

Date: 6.OCT.2017 14:31:31

Channel 106 (Chain B)

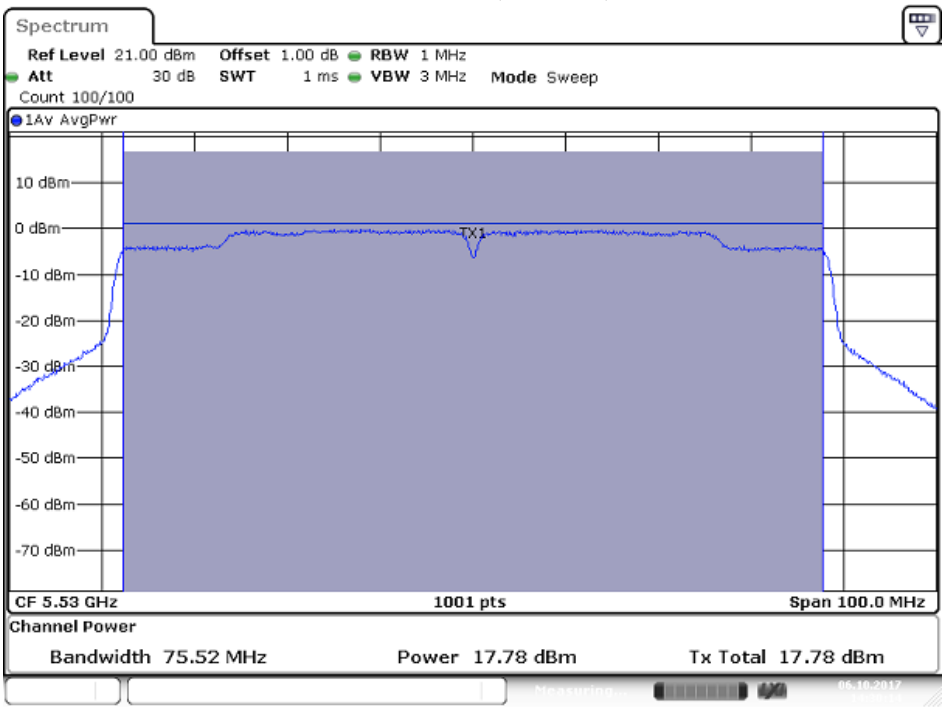

Date: 6.OCT.2017 14:30:14

Channel 122 (Chain B)

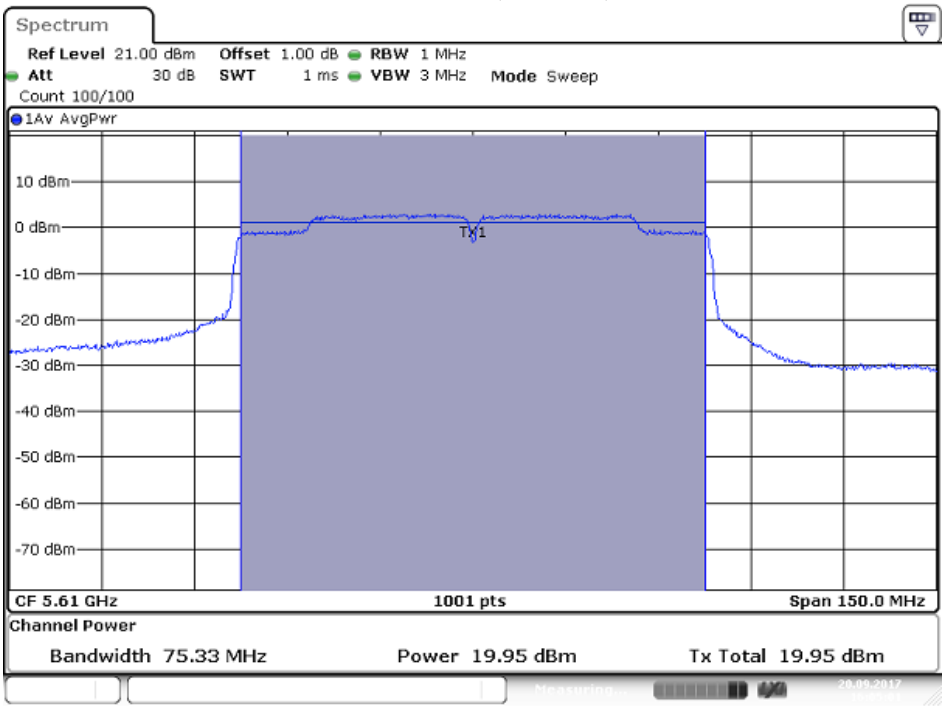

Date: 20.SEP.2017 16:05:01

Channel 138 (Band3) (Chain B)

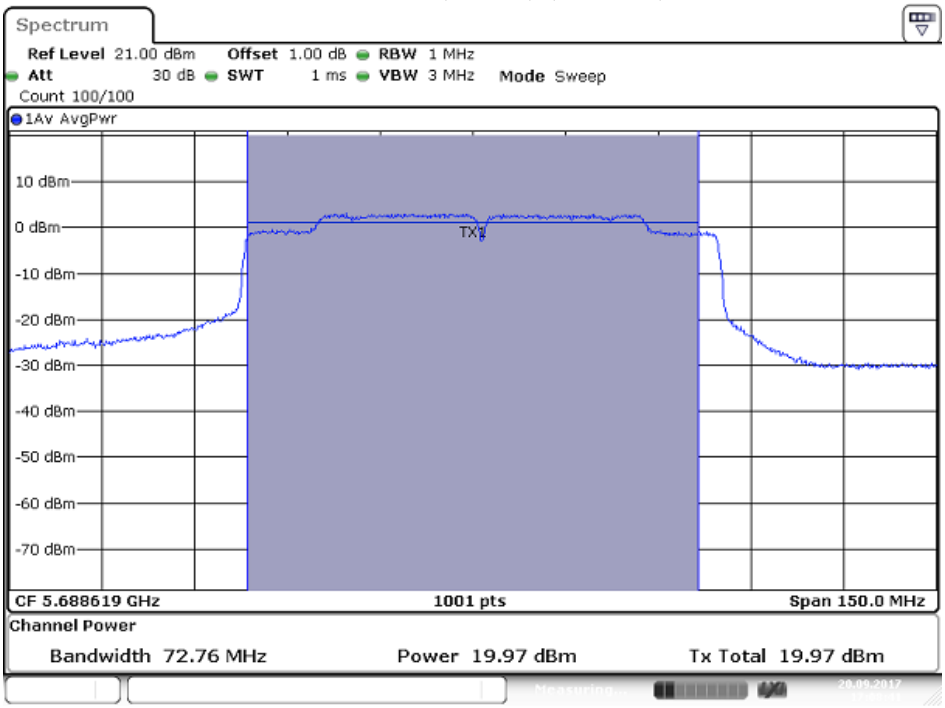

Date: 20.SEP.2017 17:08:41

Channel 138 (Band4) (Chain B)

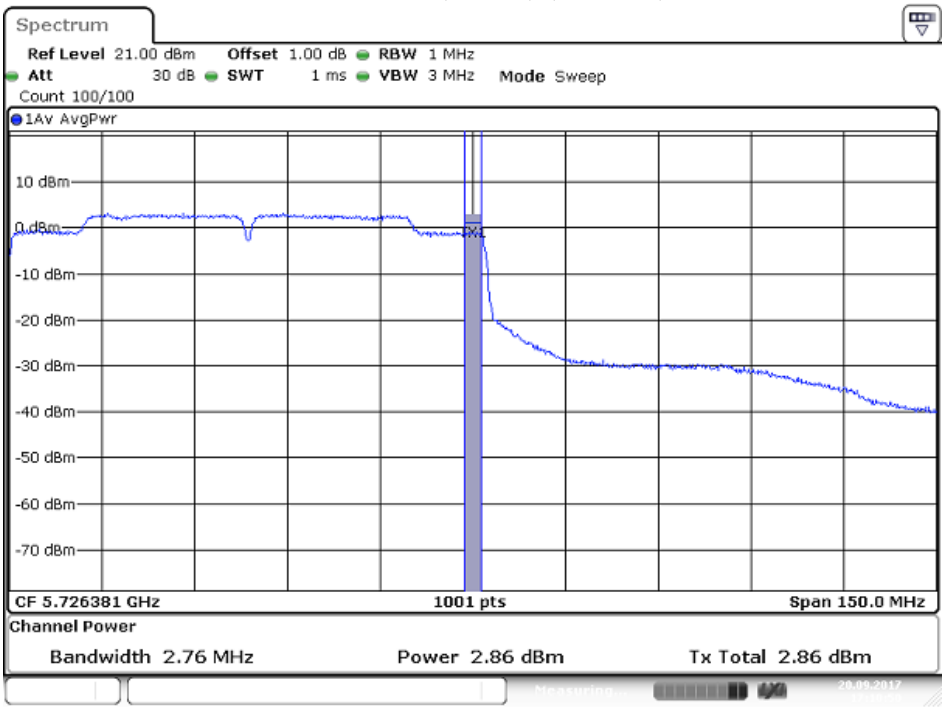

Date: 20.SEP.2017 17:10:50

Maximum conducted output power:

Channel 155 (Chain B)

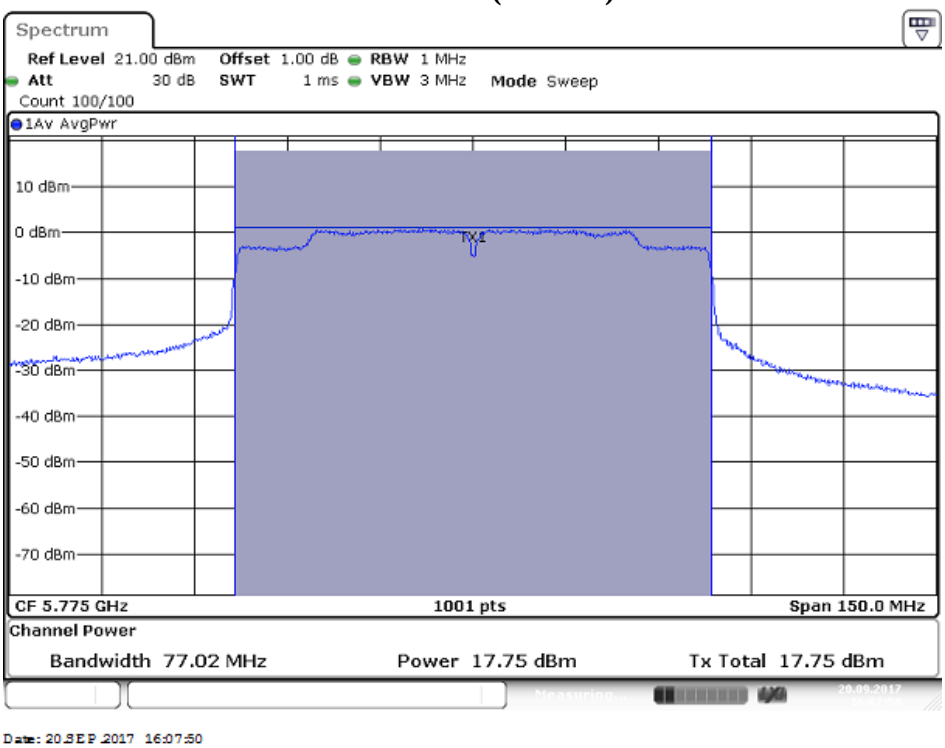

待測物名稱：Intel® Wireless-AC 9260
待測物型號：9260NGW　　測試項目：峰值發射功率
測試頻道：--　　測試模式：Mode 4: 發射器 802.11ac-160BW_Beamforming
6 dB 頻寬：1MHz　　視頻頻寬：3MHz
檢測器：峰值　　環境溫度：21 ℃
測試日期：106 年 09 月 20 日　　環境濕度：53 %

Chain A

Cable loss=1dB		Maximum conducted output power										
Channel No	Frequency (MHz)	Data Rate (Mbps)										Required Limit
		VTH0	VTH1	VTH2	VTH3	VTH4	VTH5	VTH6	VTH7	VTH8	VTH9	
50ac160 (Band1)	5250	10.25	10.18	10.11	10.04	9.97	9.90	9.83	9.76	9.69	9.62	<24dBm
50ac160 (Band2)	5250	10.51	10.44	10.37	10.30	10.23	10.16	10.09	10.02	9.95	9.88	<24dBm
114ac160	5570	15.07	15.00	14.93	14.86	14.79	14.72	14.65	14.58	14.51	14.44	<24dBm

Note: Maximum conducted output power Value =Reading value on Spectrum Analyzer + cable loss

Chain B

Cable loss=1dB		Maximum conducted output power										
Channel No	Frequency (MHz)	Data Rate (Mbps)										Required Limit
		VTH0	VTH1	VTH2	VTH3	VTH4	VTH5	VTH6	VTH7	VTH8	VTH9	
50ac160 (Band1)	5250	10.43	10.36	10.29	10.22	10.15	10.08	10.01	9.94	9.87	9.80	<24dBm
50ac160 (Band2)	5250	10.70	10.63	10.56	10.49	10.42	10.35	10.28	10.21	10.14	10.07	<24dBm
114ac160	5570	15.10	15.03	14.96	14.89	14.82	14.75	14.68	14.61	14.54	14.47	<24dBm

Note: Maximum conducted output power Value =Reading value on Spectrum Analyzer + cable loss

Maximum conducted output power Measurement
Chain A+ B

Channel No	Frequency Range	99% Bandwidth	Chain A Power	Chain B Power	Output Power	Output Power Limit		Result
	(MHz)	(MHz)	(dBm)	(dBm)	(dBm)	(dBm)	dBm+10log(BW)	
50(Band1)	5250	--	10.250	10.430	13.35	24	--	Pass
50(Band2)	5250	76.620	10.510	10.700	13.62	24	29.84	Pass
114ac160	5570	153.040	15.070	15.100	18.10	24	32.85	Pass

Note:

1. Output Power (dBm) = 10LOG (Chain A Power (mW)+ Chain B Power (mW))
2. 99% Bandwidth is the bandwidth of chain A or chain B whichever is less bandwidth, output power limitation is more stringent.

99% Occupied Bandwidth:

Channel 50 – Chain A

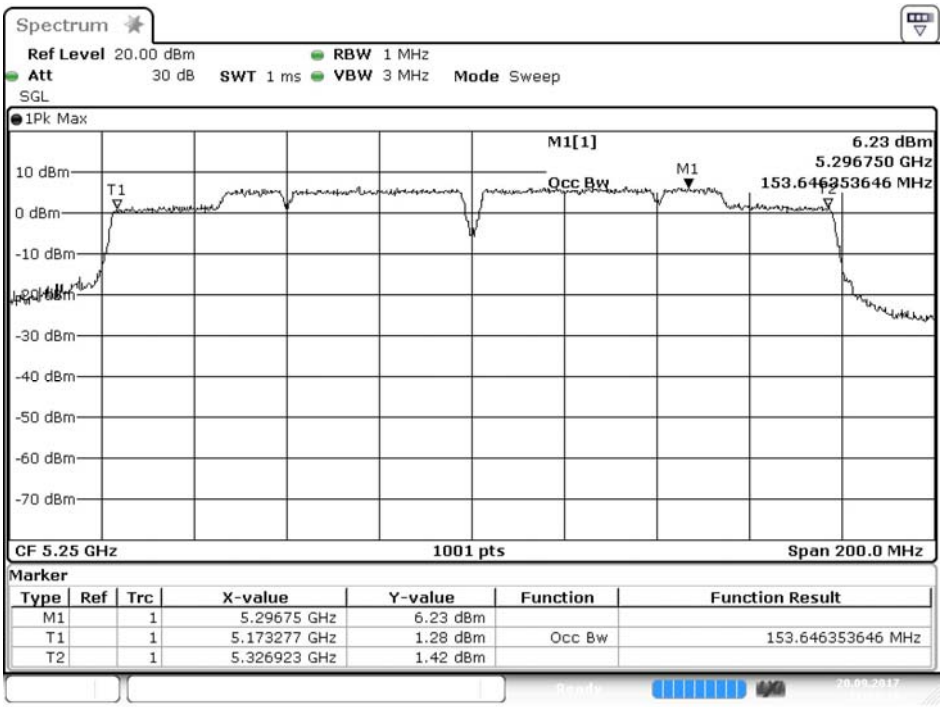

Date: 20.SEP.2017 17:27:16

Channel 114: Chain A

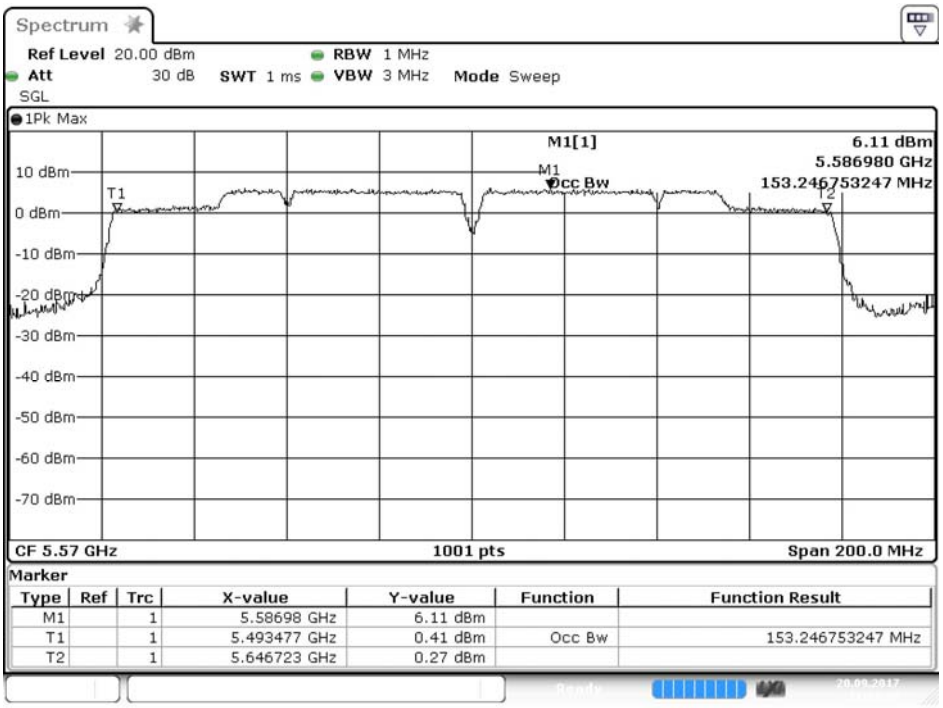

Date: 20.SEP.2017 17:27:48

99% Occupied Bandwidth:

Channel 50 (Chain B)

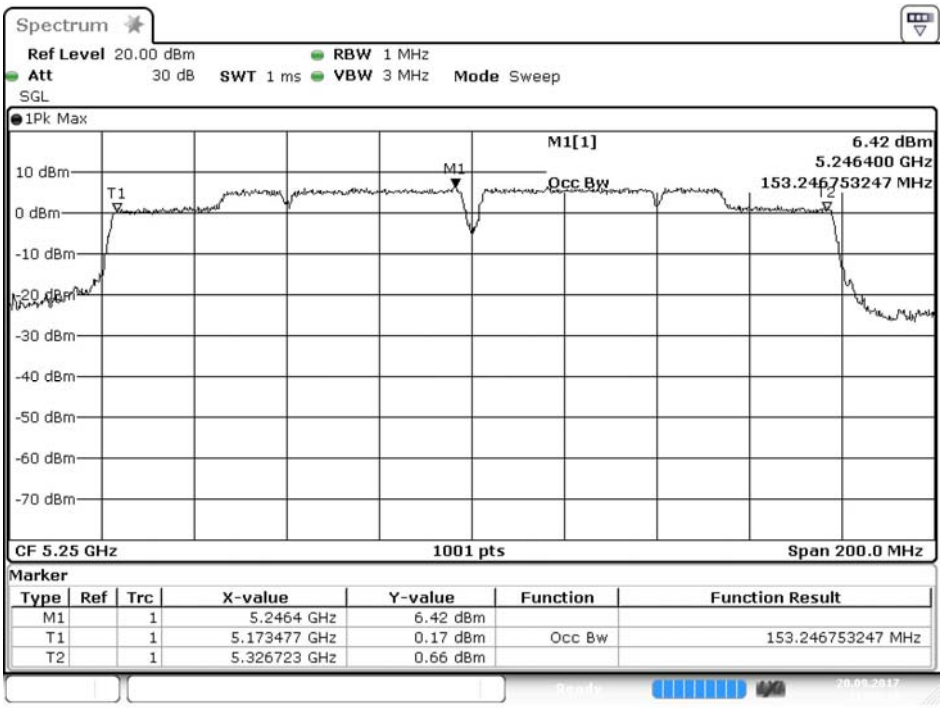

Date: 20.SEP.2017 17:24:11

Channel 114: Chain B

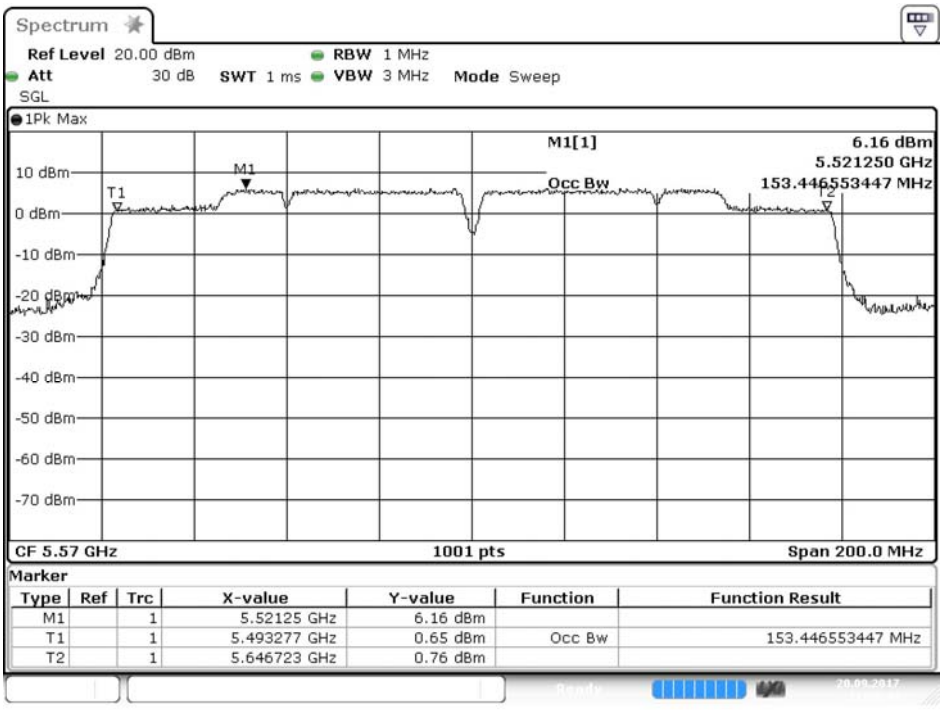

Date: 20.SEP.2017 17:24:44

Maximum conducted output power:

Channel 50 (Chain A)

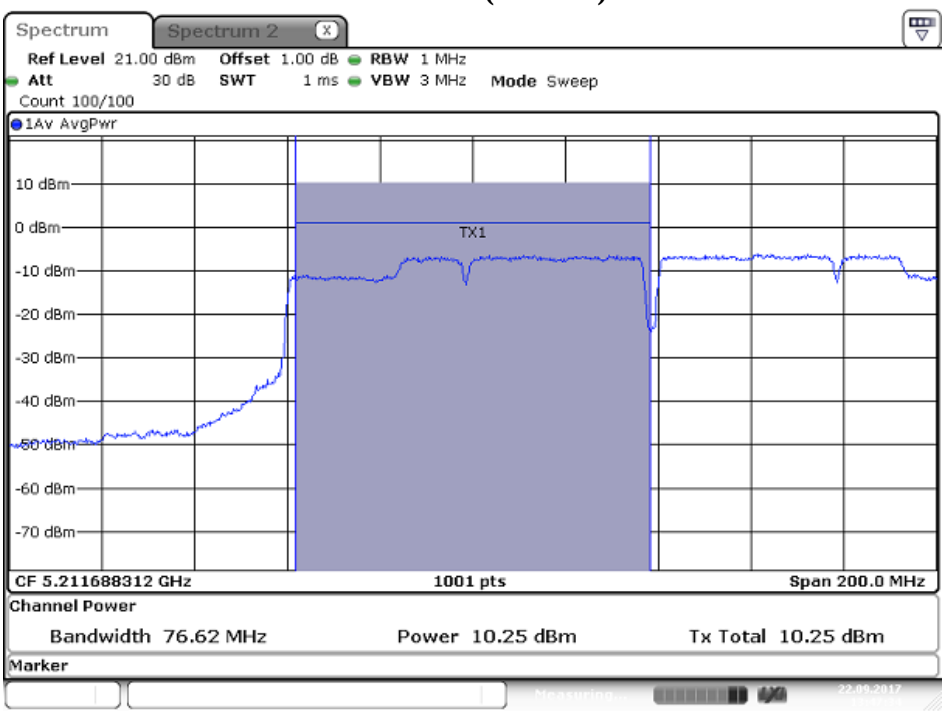

Date: 22.SEP.2017 13:47:34

Maximum conducted output power:

Channel 50 (Chain A)

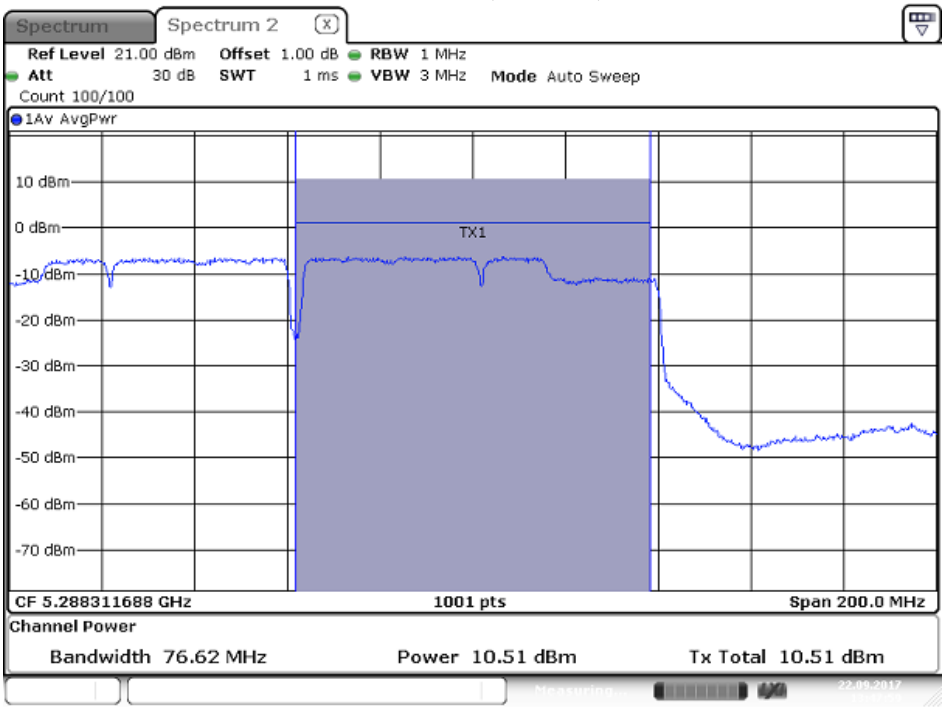

Date: 22.SEP.2017 13:47:59