Internal Photos of the EUT



Fig. 1



Fig. 2



Fig. 3



Fig. 4


R12
R11
Q7
Q8
R7
C15
R34
R15
C67

Fig. 5


J4
D18
R52
R53
24VOUT
C2
C41
C68
R8396
Q15
C1
R24
C45
U1
C53
R8986

Fig. 6


47
50V
FVM®
FOLLON
100
T3493
25801
J7
J1
TVS3
SMB:
J26CA
5
3V3
C67
C62
C63
C46
C47
C48
U1
C45
C60
C61
Q23
Q24
D16
D17
CHARGEDET
R20
R139
R120
NTC_DET
TP29
TP34
TP35
R8995
R8999
R8993
R103
R5C
C68
R8996
R8993
R9000
R9001
R8994
R8998
R8691
C53
R8986
R106
C1
R24
R26
Q15
S14P03
0602 AUM
C2
R53
R52
24VOUT
R5C
C41
D18
J4
TVS2
SMB:
J26CA
5
CHARGEDET
D17
D16
TP34
TP35
R8995
R8999
Q23
Q24
C60
C61
C45
U1
T3493
25801

Fig. 7


J4
TVS2
D18
SMB:
J26CA
5
CHARGEDET
D17
D16
TP34
TP35
R8995
R8999
R5C
C41
C2
24VOUT
R53
R52
Q23
Q24
C68
R8996
R8993
R9000
R9001
R8994
R8998
R8691
C53
R8986
R106
C1
R24
R26
Q15
S14P03
0602 AUM
C60
C61
C45
U1
T3493
25801

Fig. 8



Fig. 9



Fig. 10



Fig. 11



Fig. 12



Fig. 13



Fig. 14



Fig. 15



Fig. 16



Fig. 17

Fig. 18


CY2
U5
U6
U4
EL
3052
519

Fig. 19

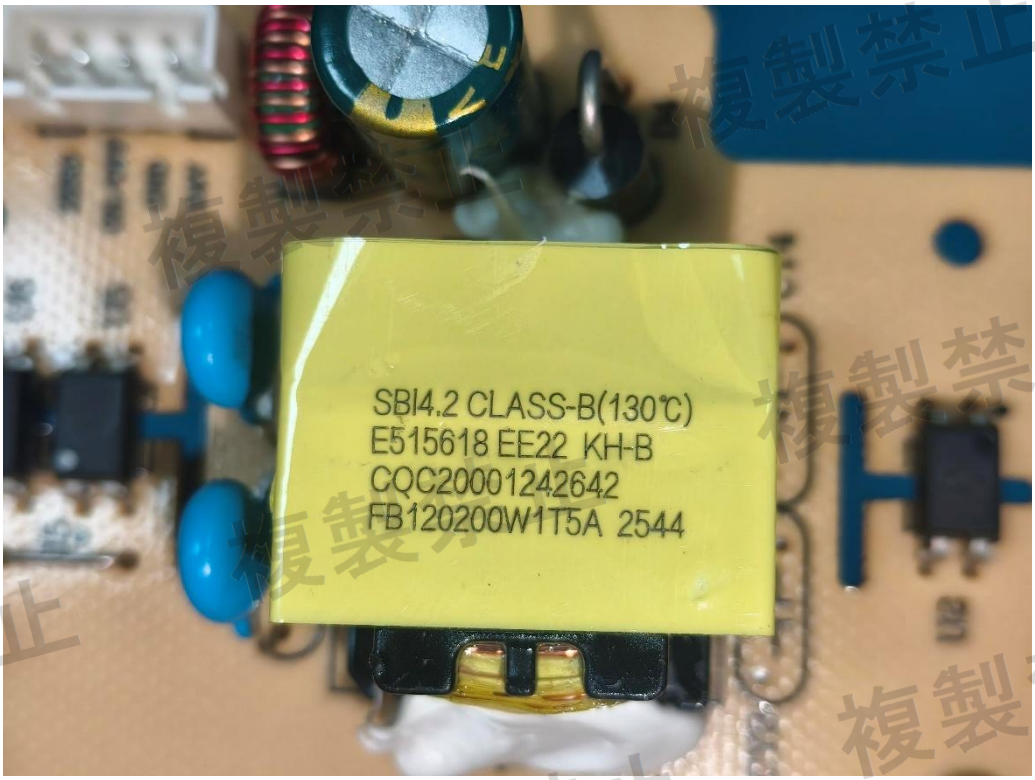
SBI4.2 CLASS-B(130℃)
E515618 EE22 KH-B
CQC20001242642
FB120200W1T5A 2544

Fig. 20

CDS-LFX15-935
120V 650W
2025.11.28
CINDERSON TECH
(SUZHOU) CO.,LTD

Fig. 21