NCC Test Report

Equipment	:	網路攝影機
Brand Name	:	**Cisco Systems, Inc.**
Model No.	:	**MV12W-HW, MV12WE-HW, MV12N-HW**
Standard	:	**LP0002 Section 3.10 (2018-01-10)**
Operating Band	:	**2400 MHz – 2483.5 MHz**
Function	:	☒ **Point-to-multipoint;** ☐ **Point-to-point**
Applicant/ Manufacturer	:	台灣思科系統股份有限公司 台北市信義路四段 **460** 號 **12** 樓

The product sample received on Dec. 14, 2017 and completely tested on Feb. 01, 2018. We, SPORTON, would like to declare that the tested sample has been evaluated in accordance with the procedures given in ANSI C63.10-2013 and shown compliance with the applicable technical standards.

The test results in this report apply exclusively to the tested model / sample. Without written approval of SPORTON INTERNATIONAL INC., the test report shall not be reproduced except in full.

Phoenix Chen / Assistant Manager

Testing Laboratory
1190

Table of Contents

1 GENERAL DESCRIPTION 5

1.1 Information 5
1.2 Testing Applied Standards 7
1.3 Testing Location Information 7
1.4 Measurement Uncertainty 7

2 TEST CONFIGURATION OF EUT 8

2.1 Test Condition 8
2.2 Test Channel Mode 8
2.3 The Worst Case Measurement Configuration 10
2.4 Support Equipment 11
2.5 Test Setup Diagram 12

3 TRANSMITTER TEST RESULT 13

3.1 AC Power-line Conducted Emissions 13
3.2 DTS Bandwidth 14
3.3 Maximum Conducted Output Power 15
3.4 Power Spectral Density 17
3.5 Emissions in Non-restricted Frequency Bands 18
3.6 Emissions in Restricted Frequency Bands 19
3.7 Receiver Radiated Spurious Emissions 23

4 TEST EQUIPMENT AND CALIBRATION DATA 26

APPENDIX A. TEST RESULTS OF AC POWER-LINE CONDUCTED EMISSIONS

APPENDIX B. TEST RESULTS OF DTS BANDWIDTH

APPENDIX C. TEST RESULTS OF MAXIMUM CONDUCTED OUTPUT POWER

APPENDIX D. TEST RESULTS OF POWER SPECTRAL DENSITY

APPENDIX E. TEST RESULTS OF EMISSIONS IN NON-RESTRICTED FREQUENCY BANDS

APPENDIX F. TEST RESULTS OF EMISSIONS IN RESTRICTED FREQUENCY BANDS

APPENDIX G. TEST RESULTS OF RADIATED EMISSION CO-LOCATION

APPENDIX H. TEST RESULTS OF RECEIVER RADIATED UNWANTED EMISSIONS

TEST SETUP PHOTOS V01

PHOTOGRAPHS OF EUT V01

Summary of Test Result

Conformance Test Specifications				
Report Clause	**Ref. Std. Clause**	**Description**	**Limit**	**Result**
1.1.2	3.10.1.4	Antenna Requirement	LP0002-2.2	Complied
3.1	2.3	AC Power-line Conducted Emissions	LP0002-2.3	Complied
3.2	3.10.1.6	DTS Bandwidth	≥500kHz	Complied
3.3	3.10.1.2	Maximum Conducted Output Power	Power [dBm]:30	Complied
3.4	3.10.1.6	Power Spectral Density	PSD [dBm/3kHz]:8	Complied
3.5	3.10.1.5	Emissions in Non-restricted Frequency Bands	Non-Restricted Bands: > 30 dBc	Complied
3.6	3.10.1.5	Emissions in Restricted Frequency Bands	Restricted Bands: LP0002-2.8	Complied
3.7	2.11	Receiver Radiated Unwanted Emissions	Restricted Bands: LP0002-2.8	Complied

Revision History

Report No.	Version	Description	Issued Date
TR7D2216AC	Rev. 01	Initial issue of report	Feb. 05, 2018
TR7D2216AC	Rev. 02	1. Change equipment name, applicant and Manufacturer 2. Update information of antenna	Feb. 26, 2018

1 General Description

1.1 Information

1.1.1 RF General Information

Frequency Range (MHz)	IEEE Std. 802.11	Ch. Frequency (MHz)	Channel Number
2400-2483.5	b, g, n (HT20	2412-2462	1-11 [11]
2400-2483.5	n (HT40)	2422-2452	3-9 [7]

Band	Mode	BWch (MHz)	Nant
2.4-2.4835GHz	802.11b	20	1TX
2.4-2.4835GHz	802.11g	20	1TX
2.4-2.4835GHz	802.11n HT20	20	1TX
2.4-2.4835GHz	802.11n HT40	40	1TX

Note:
- 11b mode uses a combination of DSSS-DBPSK, DQPSK, CCK modulation.
- 11g, HT20 and HT40 use a combination of OFDM-BPSK, QPSK, 16QAM, 64QAM modulation.
- BWch is the nominal channel bandwidth.

1.1.2 Antenna Information

Ant.	Brand	Model Name	Antenna Type	Connector
1	Lynwave	ALX17F-221XX2-00	Dipole	i-Pex
2	Lynwave	ALX17F-222XX0-00	PIFA	i-Pex

Ant.	Port	Gain (dBi)		
		2.4G	BT	5G
1	1	3.97	-	7.78
2	2	1.38	1.38	3.01

For 2.4 GHz function:

For IEEE 802.11b/g/n mode (1TX/1RX)

The EUT support diversity, port 2 was pretested and found to be the worst case and measured during the test.

For 5 GHz function:

For IEEE 802.11a/n/ac mode (1TX/1RX)

The EUT support diversity, port 1 was pretested and found to be the worst case and measured during the test.

For Bluetooth function:

For Bluetooth mode (1TX/1RX)
Since only 1 port could be transmit/receive at port 2 which was recorded as port 1.

1.1.3 EUT Information

Identify EUT				
RF chip	QCA SWB-QC46			
Operational Condition				
EUT Power Type	From PoE			
Beamforming Function	☐	With beamforming	☒	Without beamforming

Type of EUT		
☒	Stand-alone	
☐	Combined (EUT where the radio part is fully integrated within another device)	
	Combined Equipment - Brand Name / Model No.:	…
☐	Plug-in radio (EUT intended for a variety of host systems)	
	Host System - Brand Name / Model No.:	…
☐	Other:	

1.1.4 Mode Test Duty Cycle

Mode	DC	DCF(dB)	T(s)	VBW(Hz) ≥ 1/T
802.11b	0.981	0.083	n/a (DC>=0.98)	n/a (DC>=0.98)
802.11g	0.873	0.59	1.367m	1k
802.11n HT20	0.863	0.64	1.279m	1k
802.11n HT40	0.764	1.169	638.75u	3k

1.1.5 Table for Multiple Listing

The model names in the following table are all refer to the identical product.

Meraki Model Name	Model Differences	PCBA	IR LED PCBA	Lens
MV12W-HW	W = Wide Angle Lens (256GB)	256G emmc	140 degree LED	YTOT Lens
MV12WE-HW	WE = Wide Angle Lens (128GB, entry level storage)	128G emmc	140 degree LED	YTOT Lens
MV12N-HW	N = Narrow Angle Lens (256GB)	256G emmc	90 degree LED	Rays Lens

1.2 Testing Applied Standards

According to the specifications of the manufacturer, the EUT must comply with the requirements of the following standards:

- NCC LP0002 (2018-01-10)
- ANSI C63.10-2013
- KDB 558074 D01 v04
- ANSI C63.4-2014

1.3 Testing Location Information

Testing Location					
☒	HWA YA	ADD :	No. 52, Huaya 1st Rd., Guishan Dist., Taoyuan City, Taiwan (R.O.C.)		
		TEL :	886-3-327-3456	FAX :	886-3-327-0973
Test site Designation No. TW1190 with FCC.					
☐	JHUBEI	ADD :	No.8, Ln. 724, Bo'ai St., Zhubei City, Hsinchu County, Taiwan (R.O.C.)		
		TEL :	886-3-656-9065	FAX :	886-3-656-9085
Test site Designation No. TW0006 with FCC.					

Test Condition	Test Site No.	Test Engineer	Test Environment	Test Date
RF Conducted	TH06-HY	Tim	21.6°C / 62%	19/Dec/2017
Radiated	03CH02-HY	Jerry	25°C / 55%	01/Feb/2018
AC Conduction	CO04-HY	Jerry	25°C / 55%	21/Dec/2017

1.4 Measurement Uncertainty

ISO/IEC 17025 requires that an estimate of the measurement uncertainties associated with the emissions test results be included in the report. The measurement uncertainties given below are based on a 95% confidence level (based on a coverage factor (k=2)

Test Items	Uncertainty	Remark
Conducted Emission (150kHz ~ 30MHz)	3.6 dB	Confidence levels of 95%
Radiated Emission (9kHz ~ 30MHz)	3.0 dB	Confidence levels of 95%
Radiated Emission (30MHz ~ 1,000MHz)	4.3 dB	Confidence levels of 95%
Radiated Emission (1GHz ~ 18GHz)	3.9 dB	Confidence levels of 95%
Radiated Emission (18GHz ~ 40GHz)	3.5 dB	Confidence levels of 95%
Conducted Emission	1.3 dB	Confidence levels of 95%

2 Test Configuration of EUT

2.1 Test Condition

RF Conducted	Abbreviation	Remark
TnomVnom	Tnom	20°C
-	Vnom	120V

2.2 Test Channel Mode

Test Software Version	QRCT V3.0.93.0

Mode	Power Setting
802.11b_Nss1,(1Mbps)_1TX(Port2)	-
2412MHz	21
2437MHz	21
2462MHz	21
802.11g_Nss1,(6Mbps)_1TX(Port2)	-
2412MHz	19
2417MHz	20.5
2422MHz	21
2437MHz	21
2447MHz	21
2452MHz	20.5
2457MHz	20
2462MHz	19
802.11n HT20_Nss1,(MCS0)_1TX(Port2)	-
2412MHz	19
2417MHz	21
2437MHz	21
2457MHz	21
2462MHz	20
802.11n HT40_Nss1,(MCS0)_1TX(Port2)	-
2422MHz	19
2427MHz	20
2432MHz	21
2437MHz	21
2442MHz	19
2447MHz	18

Mode	Power Setting
2452MHz	18

2.3 The Worst Case Measurement Configuration

The Worst Case Mode for Following Conformance Tests	
Tests Item	AC power-line conducted emissions
Condition	AC power-line conducted measurement for line and neutral
Operating Mode	CTX/CRX
1	PoE mode

The Worst Case Mode for Following Conformance Tests	
Tests Item	DTS Bandwidth Maximum Conducted Output Power Power Spectral Density Emissions in Non-restricted Frequency Bands
Test Condition	Conducted measurement at transmit chains

The Worst Case Mode for Following Conformance Tests		
Tests Item	Emissions in Restricted Frequency Bands Receiver Radiated Unwanted Emissions	
Test Condition	Radiated measurement If EUT consist of multiple antenna assembly (multiple antenna are used in EUT regardless of spatial multiplexing MIMO configuration), the radiated test should be performed with highest antenna gain of each antenna type.	
Operating Mode < 1GHz	CTX/CRX	
1	PoE mode	
Operating Mode > 1GHz	CTX/CRX	
Orthogonal Planes of EUT	**Y Plane**	**Z Plane**
Worst Planes of EUT	V	

The Worst Case Mode for Following Conformance Tests	
Tests Item	Simultaneous Transmission Analysis
Test Condition	Radiated measurement
Operating Mode	Normal Link
1	Bluetooth+WLAN 2.4GHz
2	Bluetooth+WLAN 5GHz
Refer to Sporton Test Report No.: FA7D2216 for Co-location RF Exposure Evaluation and Appendix G for Radiated Emission Co-location.	

2.4 Support Equipment

Support Equipment – RF Conducted				
No.	**Equipment**	**Brand Name**	**Model Name**	**FCC ID**
1	Notebook	DELL	E5410	DoC
2	Adapter for NB	DELL	HA65NM130	DoC
3	AC Source	GW	APS-9102	DoC

Support Equipment – Radiated Emission				
No.	**Equipment**	**Brand Name**	**Model Name**	**FCC ID**
1	PoE (remote)	CISCO	MA-INJ-4	-

Note: Support equipment No.1 was provided by customer.

Support Equipment – AC Conduction				
No.	**Equipment**	**Brand Name**	**Model Name**	**FCC ID**
1	PoE	CISCO	MA-INJ-4	-

Note: Support equipment No.1 was provided by customer.

2.5 Test Setup Diagram

Test Setup Diagram – AC Line Conducted Emission Test

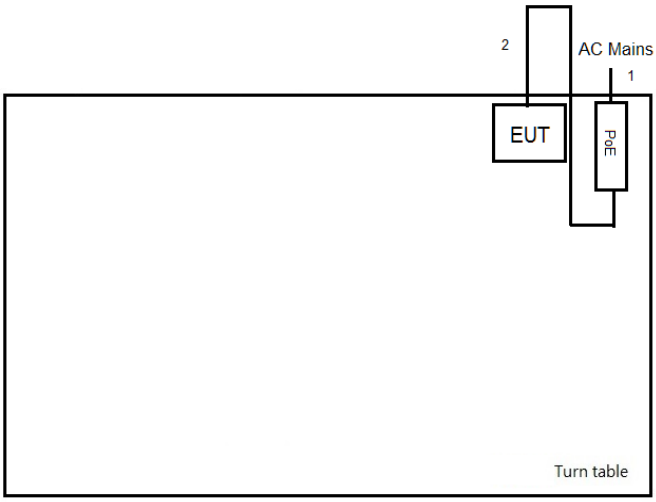

Item	Connection	Shielded	Length(m)	Remark
1	AC Power line	No	1m	-
2	RJ45 Cable	No	10m	-

Test Setup Diagram - Radiated Test

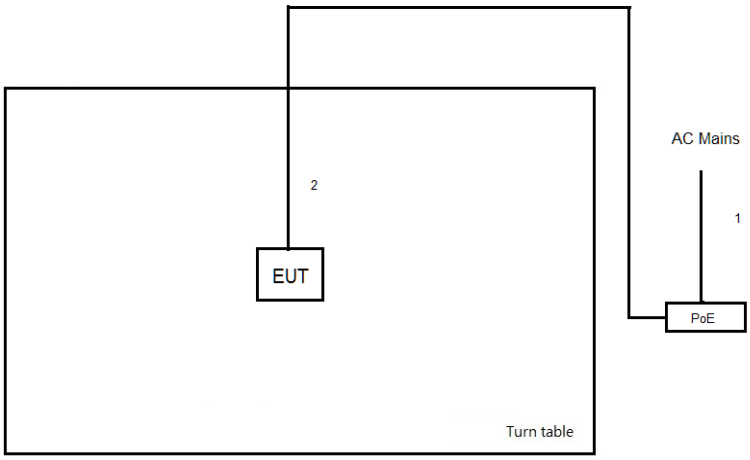

Item	Connection	Shielded	Length(m)	Remark
1	AC Power line	No	1m	-
2	RJ45 Cable	No	10m	-

3 Transmitter Test Result

3.1 AC Power-line Conducted Emissions

3.1.1 AC Power-line Conducted Emissions Limit

AC Power-line Conducted Emissions Limit		
Frequency Emission (MHz)	**Quasi-Peak**	**Average**
0.15-0.5	66 - 56 *	56 - 46 *
0.5-5	56	46
5-30	60	50
Note 1: * Decreases with the logarithm of the frequency.		

3.1.2 Measuring Instruments

Refer a test equipment and calibration data table in this test report.

3.1.3 Test Procedures

Test Method
☒ Refer as ANSI C63.10-2013, clause 6.2 for AC power-line conducted emissions.

3.1.4 Test Setup

AC Power-line Conducted Emissions

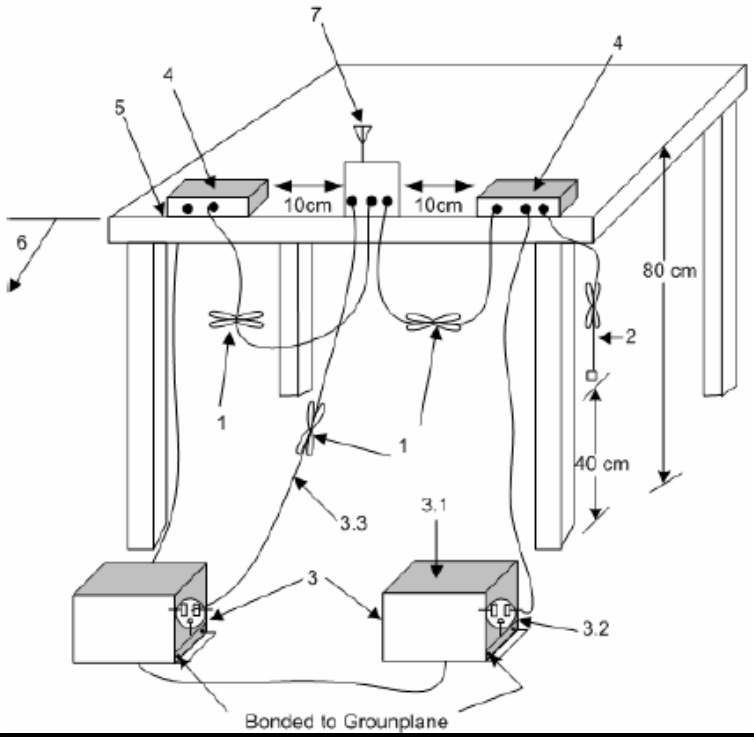

3.1.5 Test Result of AC Power-line Conducted Emissions

Refer as Appendix A

3.2 DTS Bandwidth

3.2.1 6dB Bandwidth Limit

6dB Bandwidth Limit
Systems using digital modulation techniques:
▪ 6 dB bandwidth ≥ 500 kHz.

3.2.2 Measuring Instruments

Refer a test equipment and calibration data table in this test report.

3.2.3 Test Procedures

Test Method	
▪ For the emission bandwidth shall be measured using one of the options below:	
	☒ Refer as KDB 558074, clause 8.1 Option 1 for 6 dB bandwidth measurement.
	☐ Refer as KDB 558074, clause 8.2 Option 2 for 6 dB bandwidth measurement.
	☐ Refer as RSS-Gen, clause 6.6 for occupied bandwidth testing.
	☐ Refer as ANSI C63.10, clause 6.9.3 for occupied bandwidth testing.

3.2.4 Test Setup

Emission Bandwidth


3.2.5 Test Result of Emission Bandwidth

Refer as Appendix B

3.3 Maximum Conducted Output Power

3.3.1 Maximum Conducted Output Power Limit

Maximum Conducted Output Power Limit		
	▪ If $G_{TX} \leq 6$ dBi, then $P_{Out} \leq 30$ dBm (1 W)	
	▪ Point-to-multipoint systems (P2M): If $G_{TX} > 6$ dBi, then $P_{Out} = 30 – (G_{TX} – 6)$ dBm	
	▪ Point-to-point systems (P2P): If $G_{TX} > 6$ dBi, then $P_{Out} = 30 – (G_{TX} – 6)/3$ dBm	
	▪ Smart antenna system (SAS):	
		- Single beam: If $G_{TX} > 6$ dBi, then $P_{Out} = 30 – (G_{TX} – 6)/3$ dBm
		- Overlap beam: If $G_{TX} > 6$ dBi, then $P_{Out} = 30 – (G_{TX} – 6)/3$ dBm
		- Aggregate power on all beams: If $G_{TX} > 6$ dBi, then $P_{Out} = 30 – (G_{TX} – 6)/3 + 8$dB dBm
e.i.r.p. Power Limit:		
▪ 2400-2483.5 MHz Band		
	▪ Point-to-multipoint systems (P2M): $P_{eirp} \leq 36$ dBm (4 W)	
	▪ Point-to-point systems (P2P): $P_{eirp} \leq MAX(36, [P_{Out} + G_{TX}])$ dBm	
	▪ Smart antenna system (SAS)	
		- Single beam: $P_{eirp} \leq MAX(36, P_{Out} + G_{TX})$ dBm
		- Overlap beam: $P_{eirp} \leq MAX(36, P_{Out} + G_{TX})$ dBm
		- Aggregate power on all beams: $P_{eirp} \leq MAX(36, [P_{Out} + G_{TX} + 8])$ dBm
P_{Out} = maximum peak conducted output power or maximum conducted output power in dBm, **G_{TX}** = the maximum transmitting antenna directional gain in dBi.		

3.3.2 Measuring Instruments

Refer a test equipment and calibration data table in this test report.

3.3.3 Test Procedures

Test Method	
▪ Maximum Peak Conducted Output Power	
	☐ Refer as KDB 558074, clause 9.1.1 Option 1 (RBW ≥ EBW method).
	☐ Refer as KDB 558074, clause 9.1.2 Option 2 (integrated band power method)
	☐ Refer as KDB 558074, clause 9.1.3 Option 3 (peak power meter for VBW ≥ DTS BW)
▪ Maximum Average Conducted Output Power	
	Duty cycle ≥ 98%
	☐ Refer as KDB 558074, clause 9.2.2.4 Method AVGSA-2 (spectral trace averaging).
	Duty cycle < 98%
	☐ Refer as KDB 558074, clause 9.2.2.5 Method AVGSA-2 Alt. (slow sweep speed)
	RF power meter and average over on/off periods with duty factor or gated trigger
	☒ Refer as KDB 558074, clause 9.2.3.1 Method AVGPM (using an RF average power meter).
▪ For conducted measurement.	
	▪ If the EUT supports multiple transmit chains using options given below: Refer as KDB 662911, In-band power measurements. Using the measure-and-sum approach, measured all transmit ports individually. Sum the power (in linear power units e.g., mW) of all ports for each individual sample and save them.
	▪ If multiple transmit chains, EIRP calculation could be following as methods: $P_{total} = P_1 + P_2 + \ldots + P_n$ (calculated in linear unit [mW] and transfer to log unit [dBm]) $EIRP_{total} = P_{total} + DG$

3.3.4 Test Setup

Maximum Conducted Output Power (Power Meter)

3.3.5 Test Result of Maximum Conducted Output Power

Refer as Appendix C

3.4 Power Spectral Density

3.4.1 Power Spectral Density Limit

Power Spectral Density Limit
▪ Power Spectral Density (PSD) ≤ 8 dBm/3kHz

3.4.2 Measuring Instruments

Refer a test equipment and calibration data table in this test report.

3.4.3 Test Procedures

Test Method		
▪ Peak power spectral density procedures that the same method as used to determine the conducted output power. If maximum peak conducted output power was measured to demonstrate compliance to the output power limit, then the peak PSD procedure below (Method PKPSD) shall be used. If maximum conducted output power was measured to demonstrate compliance to the output power limit, then one of the average PSD procedures shall be used, as applicable based on the following criteria (the peak PSD procedure is also an acceptable option).		
	☒ Refer as KDB 558074, clause 10.2 Method PKPSD (RBW=3-100kHz; Detector=peak).	
▪ For conducted measurement.		
	▪ If The EUT supports multiple transmit chains using options given below:	
		▪ Measure and sum the spectra across the outputs. Refer as KDB 662911, In-band power spectral density (PSD). Sample all transmit ports simultaneously using a spectrum analyzer for each transmit port. Where the trace bin-by-bin of each transmit port summing can be performed. (i.e., in the first spectral bin of output 1 is summed with that in the first spectral bin of output 2 and that from the first spectral bin of output 3, and so on up to the NTX output to obtain the value for the first frequency bin of the summed spectrum.). Add up the amplitude (power) values for the different transmit chains and use this as the new data trace.

3.4.4 Test Setup

Power Spectral Density


3.4.5 Test Result of Power Spectral Density

Refer as Appendix D

3.5 Emissions in Non-restricted Frequency Bands

3.5.1 Emissions in Non-restricted Frequency Bands Limit

Un-restricted Band Emissions Limit	
RF output power procedure	**Limit (dB)**
Peak output power procedure	20
Average output power procedure	30

Note 1: If the peak output power procedure is used to measure the fundamental emission power to demonstrate compliance to requirements, then the peak conducted output power measured within any 100 kHz outside the authorized frequency band shall be attenuated by at least 20 dB relative to the maximum measured in-band peak PSD level.

Note 2: If the average output power procedure is used to measure the fundamental emission power to demonstrate compliance to requirements, then the power in any 100 kHz outside of the authorized frequency band shall be attenuated by at least 30 dB relative to the maximum measured in-band average PSD level.

3.5.2 Measuring Instruments

Refer a test equipment and calibration data table in this test report.

3.5.3 Test Procedures

Test Method
▪ Refer as KDB 558074, clause 11 for unwanted emissions into non-restricted bands.

3.5.4 Test Setup

Emissions in Non-restricted Frequency Bands

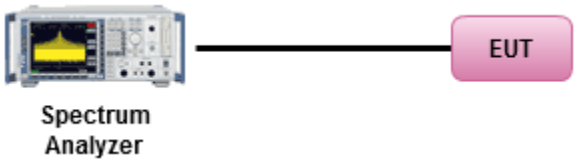

3.5.5 Test Result of Emissions in Non-restricted Frequency Bands

Refer as Appendix E

3.6 Emissions in Restricted Frequency Bands

3.6.1 Emissions in Restricted Frequency Bands Limit

Restricted Band Emissions Limit			
Frequency Range (MHz)	**Field Strength (uV/m)**	**Field Strength (dBuV/m)**	**Measure Distance (m)**
0.009~0.490	2400/F(kHz)	48.5 - 13.8	300
0.490~1.705	24000/F(kHz)	33.8 - 23	30
1.705~30.0	30	29	30
30~88	100	40	3
88~216	150	43.5	3
216~960	200	46	3
Above 960	500	54	3

Note 1: Test distance for frequencies at or above 30 MHz, measurements may be performed at a distance other than the limit distance provided they are not performed in the near field and the emissions to be measured can be detected by the measurement equipment. When performing measurements at a distance other than that specified, the results shall be extrapolated to the specified distance using an extrapolation factor of 20 dB/decade (inverse of linear distance for field-strength measurements, inverse of linear distance-squared for power-density measurements).

Note 2: Test distance for frequencies at below 30 MHz, measurements may be performed at a distance closer than the EUT limit distance; however, an attempt should be made to avoid making measurements in the near field. When performing measurements below 30 MHz at a closer distance than the limit distance, the results shall be extrapolated to the specified distance by either making measurements at a minimum of two or more distances on at least one radial to determine the proper extrapolation factor or by using the square of an inverse linear distance extrapolation factor (40 dB/decade). The test report shall specify the extrapolation method used to determine compliance of the EUT.

Note 3: Using the distance of 1m during the test for above 18 GHz, and the test value to correct for the distance factor at 3m.

3.6.2 Measuring Instruments

Refer a test equipment and calibration data table in this test report.

3.6.3 Test Procedures

Test Method		
▪ The average emission levels shall be measured in [duty cycle ≥ 98 or duty factor].		
▪ Refer as ANSI C63.10, clause 6.10.3 band-edge testing shall be performed at the lowest frequency channel and highest frequency channel within the allowed operating band.		
▪ For the transmitter unwanted emissions shall be measured using following options below:		
	▪ Refer as KDB 558074, clause 12 for unwanted emissions into restricted bands.	
		☒ Refer as KDB 558074, clause 12.2.5.3 (ANSI C63.10, clause 4.1.4.2.3), Reduced VBW≥1/T.
		☒ Refer as KDB 558074, clause 12.2.4 measurement procedure peak limit.
▪ For the transmitter band-edge emissions shall be measured using following options below:		
	▪ Refer as KDB 558074 clause 13.1, When the performing peak or average radiated measurements, emissions within 2 MHz of the authorized band edge may be measured using the marker-delta method described below.	
	▪ Refer as KDB 558074, clause 13.2 (ANSI C63.10, clause 6.10.6) for marker-delta method for band-edge measurements.	
	▪ Refer as KDB 558074, clause 13.3 for narrower resolution bandwidth (100kHz) using the band power and summing the spectral levels (i.e., 1 MHz).	
▪ For conducted and cabinet radiation measurement, refer as KDB 558074, clause 12.2.2.		
	▪ For conducted unwanted emissions into restricted bands (absolute emission limits). Devices with multiple transmit chains using options given below: (1) Measure and sum the spectra across the outputs or (2) Measure and add 10 log(N) dB	
	▪ For KDB 662911 The methodology described here may overestimate array gain, thereby resulting in apparent failures to satisfy the out-of-band limits even if the device is actually compliant. In such cases, compliance may be demonstrated by performing radiated tests around the frequencies at which the apparent failures occurred.	

3.6.4 Test Setup

Emissions in Restricted Frequency Bands

9kHz ~30MHz

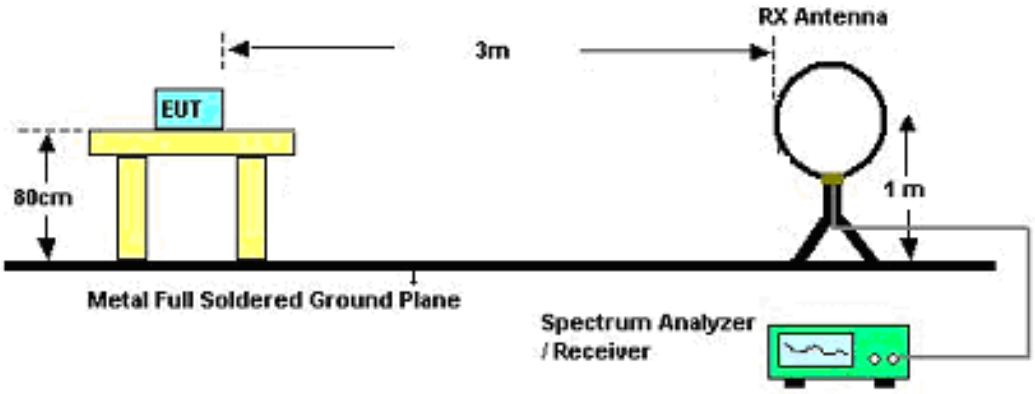

30MHz~1GHz

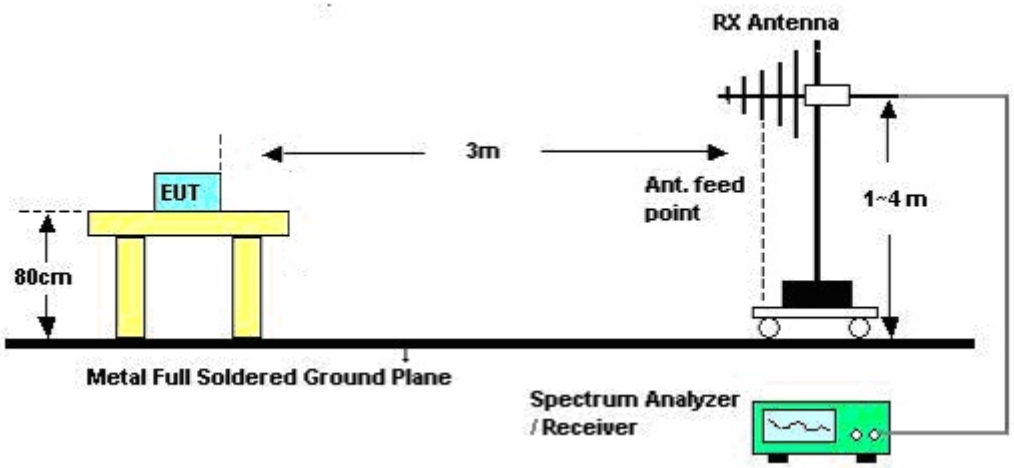

Above 1GHz

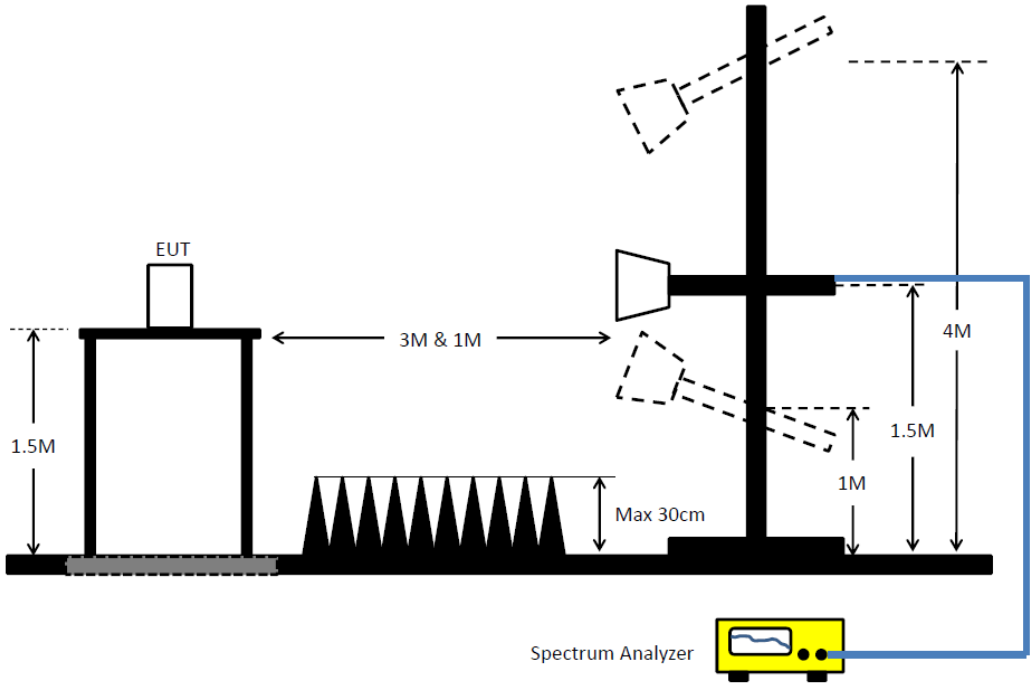

3.6.5 Test Result of Emissions in Restricted Frequency Bands (Below 30MHz)

The amplitude of spurious emissions which are attenuated by more than 20dB below the permissible value has no need to be reported.

3.6.6 Test Result of Emissions in Restricted Frequency Bands

Refer as Appendix F

3.7 Receiver Radiated Spurious Emissions

3.7.1 Receiver in Radiated Spurious Emissions Limit

Restricted Spurious Emissions Limit			
Frequency Range (MHz)	**Field Strength (uV/m)**	**Field Strength (dBuV/m)**	**Measure Distance (m)**
0.009~0.490	2400/F(kHz)	48.5 - 13.8	300
0.490~1.705	24000/F(kHz)	33.8 - 23	30
1.705~30.0	30	29	30
30~88	100	40	3
88~216	150	43.5	3
216~960	200	46	3
Above 960	500	54	3

Note 1: Test distance for frequencies at or above 30 MHz, measurements may be performed at a distance other than the limit distance provided they are not performed in the near field and the emissions to be measured can be detected by the measurement equipment. When performing measurements at a distance other than that specified, the results shall be extrapolated to the specified distance using an extrapolation factor of 20 dB/decade (inverse of linear distance for field-strength measurements, inverse of linear distance-squared for power-density measurements).

Note 2: Test distance for frequencies at below 30 MHz, measurements may be performed at a distance closer than the EUT limit distance; however, an attempt should be made to avoid making measurements in the near field. When performing measurements below 30 MHz at a closer distance than the limit distance, the results shall be extrapolated to the specified distance by either making measurements at a minimum of two or more distances on at least one radial to determine the proper extrapolation factor or by using the square of an inverse linear distance extrapolation factor (40 dB/decade). The test report shall specify the extrapolation method used to determine compliance of the EUT.

3.7.2 Measuring Instruments

Refer a test equipment and calibration data table in this test report.

3.7.3 Test Procedures

Test Method	
☒	The search for spurious emissions shall be from the lowest frequency internally generated or used in the receiver (e.g. local oscillator, intermediate or carrier frequency), or 30 MHz, whichever is higher, to at least 3 times the highest tuneable or local oscillator frequency, whichever is higher, without exceeding 40 GHz.
☒	Measurements may be performed at a distance other than the limit distance provided they are not performed in the near field and the emissions to be measured can be detected by the measurement equipment. When performing measurements at a distance other than that specified, the results shall be extrapolated to the specified distance using an extrapolation factor of 20 dB/decade (inverse of linear distance for field-strength measurements, inverse of linear distance-squared for power-density measurements).
☒	For radiated measurement, refer as KDB558074, clause 12.2.7.
☒	Refer as ANSI C63.4, clause 8.3.1.1 and 8.3.2.1 for radiated emissions from below 30 MHz.
☒	Refer as ANSI C63.4, clause 8.3.1.1 and 8.3.2.1 for radiated emissions from 30 MHz-1 GHz. For the peak measurement is fully sufficient, as the max field strength as measured with the Peak-Detector meets the QP-Limit so that the QP level does not need to be reported in addition.
☒	Refer as ANSI C63.4, clause 8.3.1.2 and 8.3.2.2 for radiated emissions from above 1 GHz. For the peak measurement is fully sufficient, as the max field strength as measured with the Peak-Detector meets the AV-Limit so that the AV level does not need to be reported in addition.
☒	All amplitude of spurious emissions that are attenuated by more than 30 dB below the permissible value has no need to be reported.

3.7.4 Test Setup

Receiver Spurious and Out of Band Emissions (9 kHz - 30 MHz)

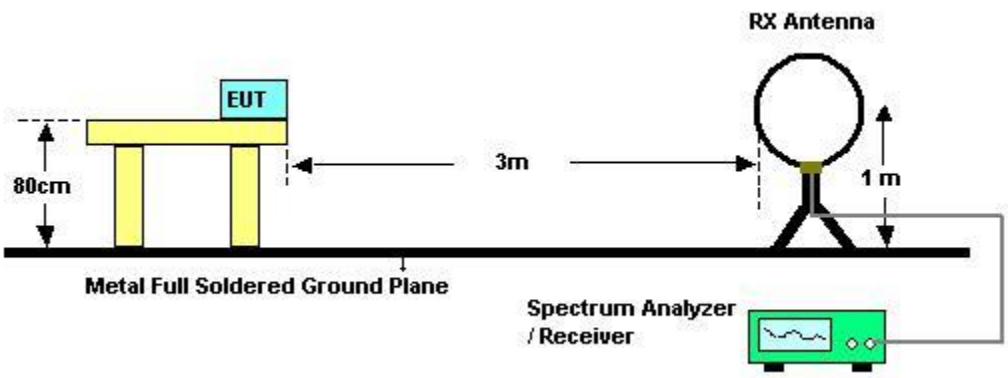

Receiver Radiated Unwanted Emissions (below 1GHz)

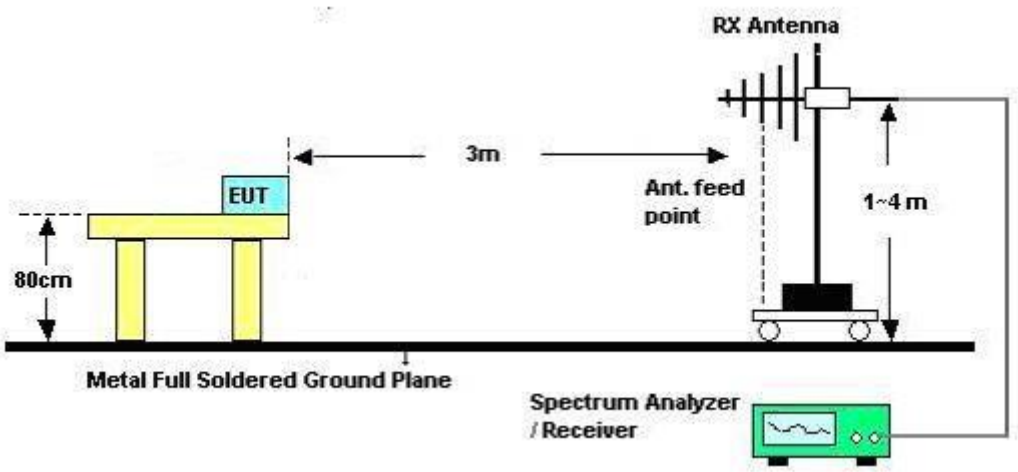

Receiver Radiated Unwanted Emissions (above 1GHz)

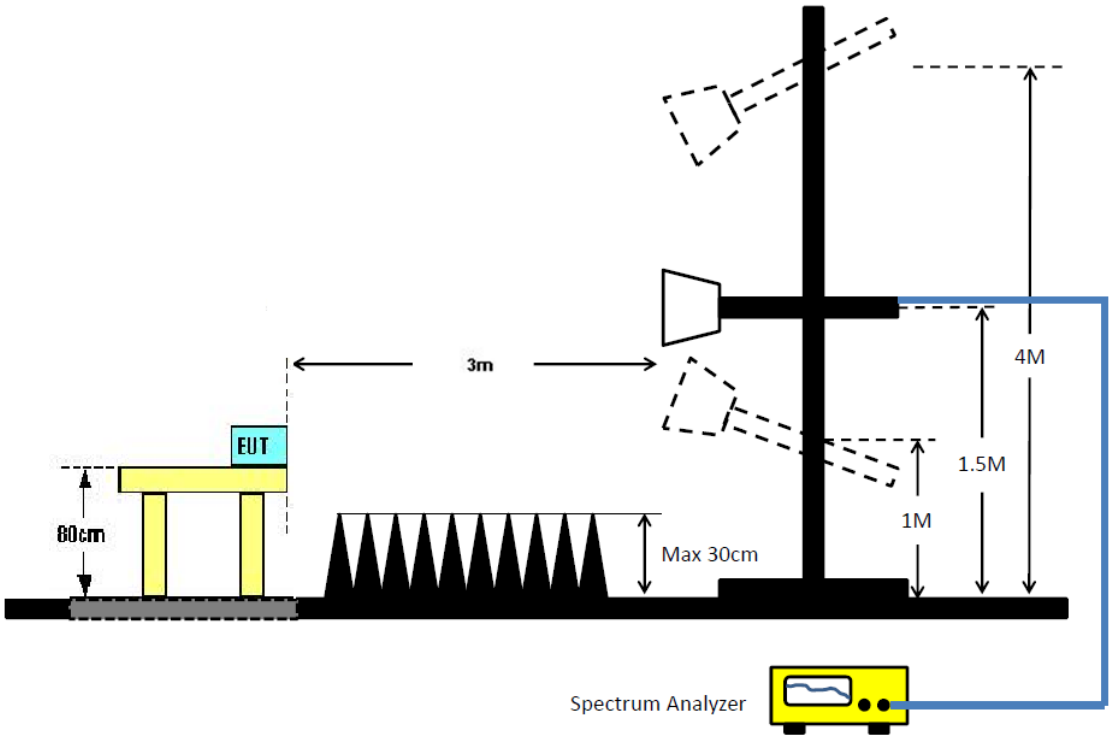

3.7.5 Receiver Radiated Unwanted Emissions (Below 30MHz)

The amplitude of spurious emissions which are attenuated by more than 20dB below the permissible value has no need to be reported.

3.7.6 Test Result of Receiver Radiated Unwanted Emissions

Refer as Appendix H

4 Test Equipment and Calibration Data

Instrument for AC Conduction

Instrument	Manufacturer	Model No.	Serial No.	Spec.	Calibration Date	Calibration Due Date
EMC Receiver	R&S	ESR3	102052	9KHz ~ 3.6GHz	29/Apr/2017	28/Apr/2018
RF Cable-CON	HUBER+SUHNER	RG213/U	07611832020001	9kHz ~ 30MHz	06/Oct/2017	05/Oct/2018
AC POWER	APC	AFC-11005G	F310050055	47Hz~63Hz 5~300V	NCR	NCR
Impuls Begrenzer Pulse Limiter	SCHWARZBECK	VTSD 9561-F	9561-F041	9 kHz ~ 30 MHz	12/Oct/2017	11/Oct/2018
LISN	R&S	ENV216	101295	9kHz ~ 30MHz	17/Nov/2017	16/Nov/2018

NCR : Non-Calibration Require

Instrument for Radiated Test

Instrument	Manufacturer	Model No.	Serial No.	Spec.	Calibration Date	Calibration Due Date
Spectrum Analyzer	R&S	FSP40	100305	9KHz - 40GHz	12/Dec/2017	11/Dec/2018
3m Semi Anechoic	SIDT FRANKONIA	SAC-3M	03CH02-HY	30MHz-1GHz	20/Oct/2017	19/Oct/2018
3m Semi Anechoic	SIDT FRANKONIA	SAC-3M	03CH02-HY	1GHz ~ 18GHz	27/Oct/2017	26/Oct/2018
Amplifier	Agilent	8447D	2944A11149	100KHz-1.3GHz	29/Jun/2017	28/Jun/2018
Amplifier	Ketsight	8449B	3008A02602	1GHz-26.5GHz	19/Sep/2017	18/Sep/2018
Horn Antenna	SCHWARZBECK	BBHA9120D	BBHA9120D 01531	1GHz-18GHz	11/May/2017	10/May/2018
Horn Antenna	SCHWARZBECK	BBHA9170	BBHA9170154	18GHz-40GHz	06/Feb/2017	05/Feb/2018
Bilog Antenna	SCHAFFNER	CBL6112B	2723	30MHz-1GHz	09/Sep/2017	08/Sep/2018
Amplifier	MITEQ	JS44-18004000 -33-8P	1840917	18GHz-40GHz	06/Feb/2017	05/Feb/2018
Loop Antenna	TESEQ	HLA 6120	31244	9KHz-30MHz	02/Mar/2017	01/Mar/2018
RF Cable-high	SUHNER	SUCOFLEX104	MY34918/4	1GHz ~ 40GHz	02/Feb/2017	01/Feb/2018
RF Cable-high	SUHNER	SUCOFLEX104	MY34918/4	1GHz ~ 40GHz	19/Jan/2018	18/Jan/2019
RF Cable-R03m	Jye Bao	RG142	CB017	9kHz ~ 1GHz	02/Feb/2017	01/Feb/2018
RF Cable-R03m	Jye Bao	RG142	CB017	9kHz ~ 1GHz	19/Jan/2018	18/Jan/2019
Receiver	R&S	ESU3	102052	9kHz ~ 3.6GHz	29/Apr/2017	28/Apr/2018

Instrument for Conducted Test

Instrument	Manufacturer	Model No.	Serial No.	Spec.	Calibration Date	Calibration Due Date
Spectrum Analyzer	R&S	FSV 40	101515	9kHz~40GHz	08/Dec/2017	07/Dec/2018
Signal Generator	R&S	SMR40	100116	10MHz ~ 40GHz	27/Jul/2017	26/Jul/2018
Temp. and Humidity Chamber	Giant Force	GTH-225-40-CP-AR	MAA1611-005	-40 ~ 100℃	21/Nov/2016	20/Nov/2018
Power Sensor	Anritsu	MA2411B	0917017	300MHz ~ 40GHz	10/Feb/2017	09/Feb/2018
Power Meter	Anritsu	ML2495A	0949003	300MHz ~ 40GHz	10/Feb/2017	09/Feb/2018
RF Cable-1.5m	HUBER+SUHNER	SUCOFLEX_104	MY12582/4	30MHz ~ 26.5GHz	25/Aug/2017	24/Aug/2018
RF Cable-0.2m	HUBER+SUHNER	SUCOFLEX_104	MY10710/4	30MHz ~ 26.5GHz	25/Aug/2017	24/Aug/2018
RF Cable-0.2m	HUBER+SUHNER	SUCOFLEX_104	MY10709/4	30MHz ~ 26.5GHz	25/Aug/2017	24/Aug/2018

AC Power-line Conducted Emissions Result			
Operating Mode	1	**Power Phase**	Neutral
Operating Function	PoE mode		

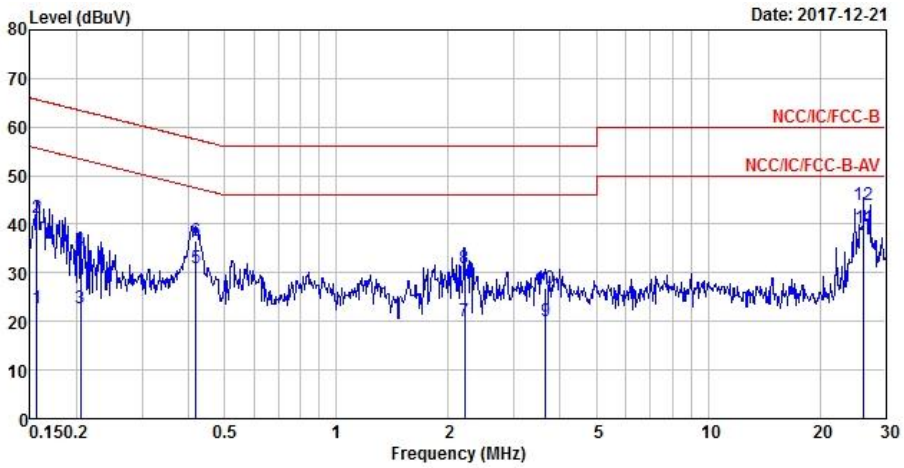

	Freq	Level	Over Limit	Limit Line	Read Level	LISN Factor	Cable Loss	Remark
	MHz	dBuV	dB	dBuV	dBuV	dB	dB	
1	0.1565	22.84	-32.81	55.65	13.17	9.63	0.04	Average
2	0.1565	41.22	-24.43	65.65	31.55	9.63	0.04	QP
3	0.2050	22.65	-30.75	53.40	13.03	9.62	0.00	Average
4	0.2050	34.47	-28.93	63.40	24.85	9.62	0.00	QP
5	0.4193	31.09	-16.37	47.46	21.38	9.61	0.10	Average
6	0.4193	36.62	-20.84	57.46	26.91	9.61	0.10	QP
7	2.2132	20.14	-25.86	46.00	10.50	9.63	0.01	Average
8	2.2132	30.92	-25.08	56.00	21.28	9.63	0.01	QP
9	3.6611	19.95	-26.05	46.00	10.23	9.64	0.08	Average
10	3.6611	27.00	-29.00	56.00	17.28	9.64	0.08	QP
11 MAX	26.2782	39.25	-10.75	50.00	29.47	9.70	0.08	Average
12	26.2782	43.96	-16.04	60.00	34.18	9.70	0.08	QP

Note 1: “>20dB” means emission levels that exceed the level of 20 dB below the applicable limit.
Note 2: “N/F” means Nothing Found emissions (No emissions were detected.)

AC Power-line Conducted Emissions Result			
Operating Mode	1	**Power Phase**	Line
Operating Function	PoE mode		

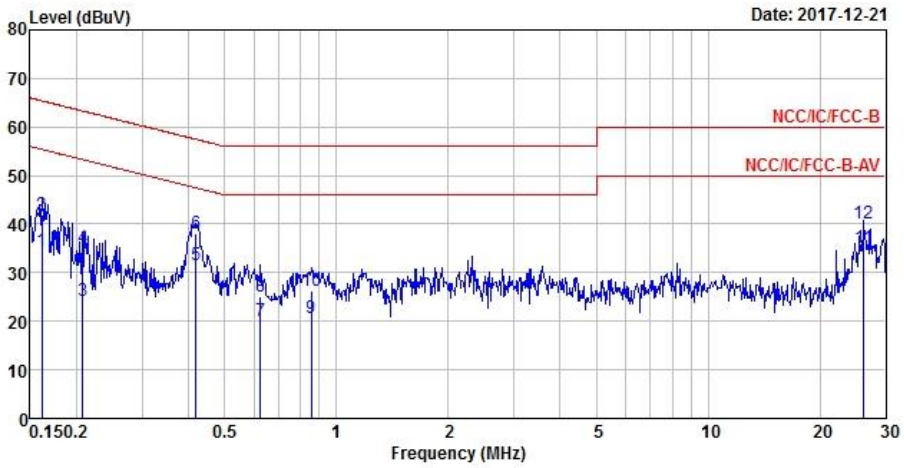

	Freq	Level	Over Limit	Limit Line	Read Level	LISN Factor	Cable Loss	Remark
	MHz	dBuV	dB	dBuV	dBuV	dB	dB	
1	0.1616	34.52	-20.86	55.38	24.87	9.62	0.03	Average
2	0.1616	42.05	-23.33	65.38	32.40	9.62	0.03	QP
3	0.2072	24.24	-29.08	53.32	14.62	9.62	0.00	Average
4	0.2072	35.01	-28.31	63.32	25.39	9.62	0.00	QP
5	0.4193	31.66	-15.80	47.46	21.95	9.61	0.10	Average
6	0.4193	37.96	-19.50	57.46	28.25	9.61	0.10	QP
7	0.6238	20.09	-25.91	46.00	10.43	9.61	0.05	Average
8	0.6238	24.95	-31.05	56.00	15.29	9.61	0.05	QP
9	0.8573	20.77	-25.23	46.00	11.14	9.61	0.02	Average
10	0.8573	26.15	-29.85	56.00	16.52	9.61	0.02	QP
11 MAX	26.2782	35.27	-14.73	50.00	25.65	9.54	0.08	Average
12	26.2782	40.00	-20.00	60.00	30.38	9.54	0.08	QP

Note 1: “>20dB” means emission levels that exceed the level of 20 dB below the applicable limit.
Note 2: “N/F” means Nothing Found emissions (No emissions were detected.)

Summary

Mode	Max-N dB (Hz)	Max-OBW (Hz)	ITU-Code	Min-N dB (Hz)	Min-OBW (Hz)
2.4-2.4835GHz	-	-	-	-	-
802.11b_Nss1,(1Mbps)_1TX(Port2)	8.525M	13.018M	13M0G1D	8.025M	12.894M
802.11g_Nss1,(6Mbps)_1TX(Port2)	16.35M	16.642M	16M6D1D	16.3M	16.542M
802.11n HT20_Nss1,(MCS0)_1TX(Port2)	17.55M	17.816M	17M8D1D	17.525M	17.741M
802.11n HT40_Nss1,(MCS0)_1TX(Port2)	35.1M	36.082M	36M1D1D	34.95M	35.982M

Max-N dB = Maximum 6dB down bandwidth; **Max-OBW** = Maximum 99% occupied bandwidth;
Min-N dB = Minimum 6dB down bandwidth; **Min-OBW** = Minimum 99% occupied bandwidth;

Result

Mode	Result	Limit (Hz)	Port 1-N dB (Hz)	Port 1-OBW (Hz)	Port 2-N dB (Hz)	Port 2-OBW (Hz)
802.11b_Nss1,(1Mbps)_1TX(Port2)	-	-	-	-	-	-
2412MHz_TnomVnom	Pass	500k			8.05M	13.018M
2437MHz_TnomVnom	Pass	500k			8.525M	12.994M
2462MHz_TnomVnom	Pass	500k			8.025M	12.894M
802.11g_Nss1,(6Mbps)_1TX(Port2)	-	-	-	-	-	-
2412MHz_TnomVnom	Pass	500k			16.35M	16.617M
2437MHz_TnomVnom	Pass	500k			16.325M	16.642M
2462MHz_TnomVnom	Pass	500k			16.3M	16.542M
802.11n HT20_Nss1,(MCS0)_1TX(Port2)	-	-	-	-	-	-
2412MHz_TnomVnom	Pass	500k			17.55M	17.741M
2437MHz_TnomVnom	Pass	500k			17.525M	17.816M
2462MHz_TnomVnom	Pass	500k			17.525M	17.816M
802.11n HT40_Nss1,(MCS0)_1TX(Port2)	-	-	-	-	-	-
2422MHz_TnomVnom	Pass	500k			35.05M	35.982M
2437MHz_TnomVnom	Pass	500k			34.95M	36.082M
2452MHz_TnomVnom	Pass	500k			35.1M	36.082M

Port X-N dB = Port **X** 6dB down bandwidth; **Port X-OBW** = Port **X** 99% occupied bandwidth;

802.11b_Nss1,(1Mbps)_1TX(Port2) EBW

2412MHz

19/12/2017

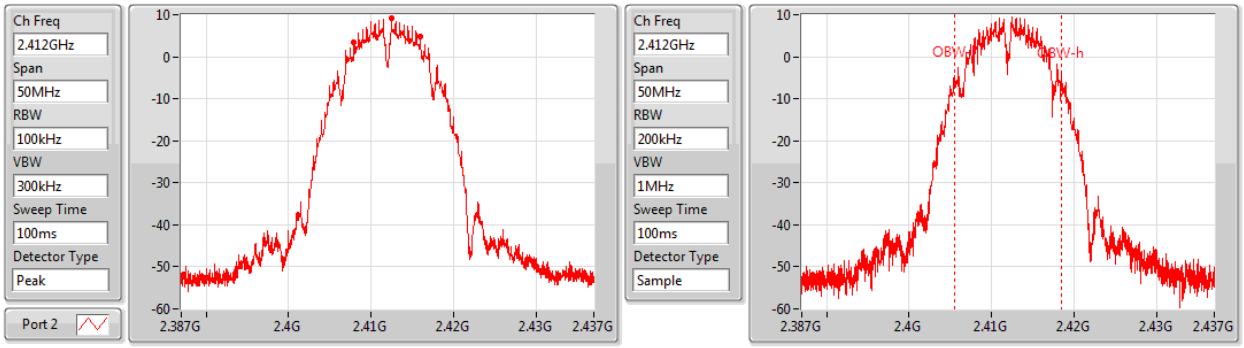

6dB(Hz)	Fl-6dB(Hz)	Fh-6dB(Hz)	OBW(Hz)	Fl-OBW(Hz)	Fh-OBW(Hz)	Limit(Hz)	Port
8.05M	2.40795G	2.416G	13.018M	2.405503G	2.418522G	500k	2

802.11b_Nss1,(1Mbps)_1TX(Port2) EBW

2437MHz

19/12/2017

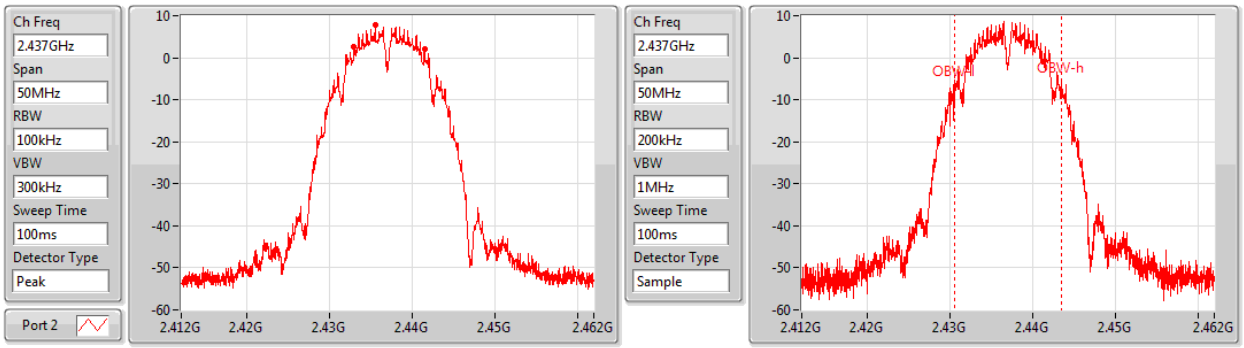

6dB(Hz)	Fl-6dB(Hz)	Fh-6dB(Hz)	OBW(Hz)	Fl-OBW(Hz)	Fh-OBW(Hz)	Limit(Hz)	Port
8.525M	2.43295G	2.441475G	12.994M	2.430478G	2.443472G	500k	2

802.11b_Nss1,(1Mbps)_1TX(Port2) EBW

2462MHz

19/12/2017

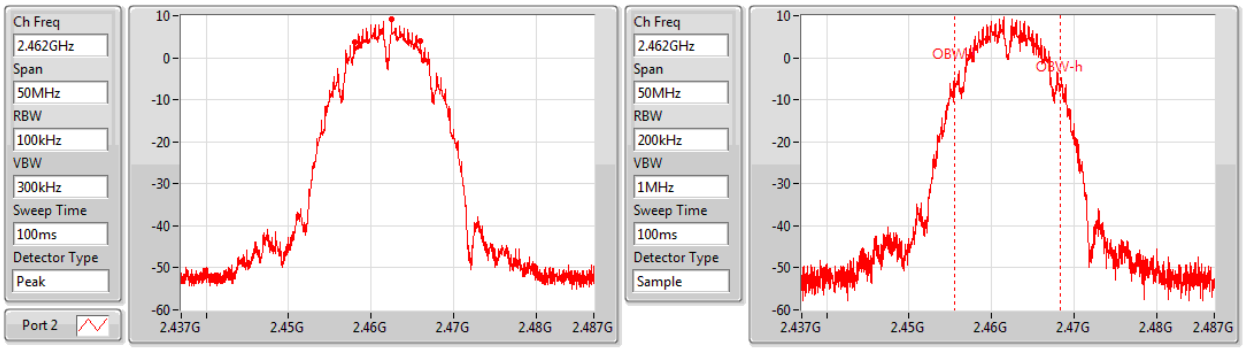

6dB(Hz)	Fl-6dB(Hz)	Fh-6dB(Hz)	OBW(Hz)	Fl-OBW(Hz)	Fh-OBW(Hz)	Limit(Hz)	Port
8.025M	2.457975G	2.466G	12.894M	2.455503G	2.468397G	500k	2

802.11g_Nss1,(6Mbps)_1TX(Port2) EBW

2412MHz

19/12/2017

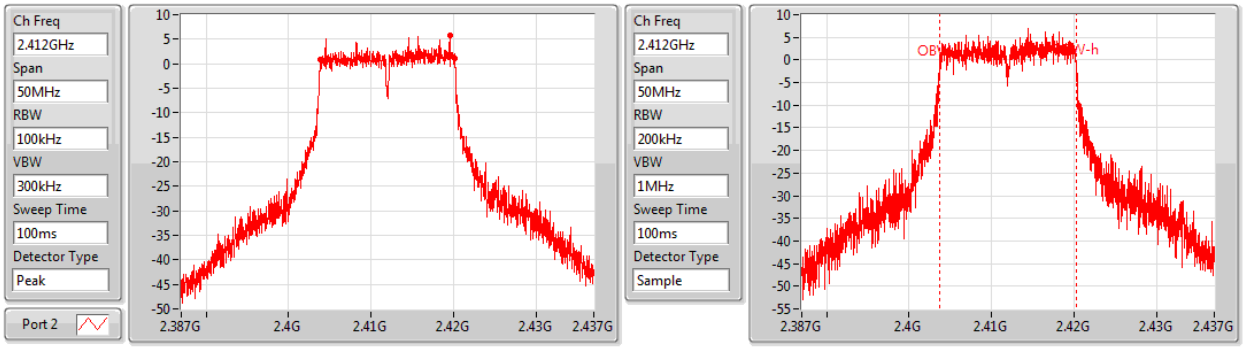

6dB(Hz)	Fl-6dB(Hz)	Fh-6dB(Hz)	OBW(Hz)	Fl-OBW(Hz)	Fh-OBW(Hz)	Limit(Hz)	Port
16.35M	2.403825G	2.420175G	16.617M	2.403679G	2.420296G	500k	2

802.11g_Nss1,(6Mbps)_1TX(Port2) EBW

2437MHz

19/12/2017

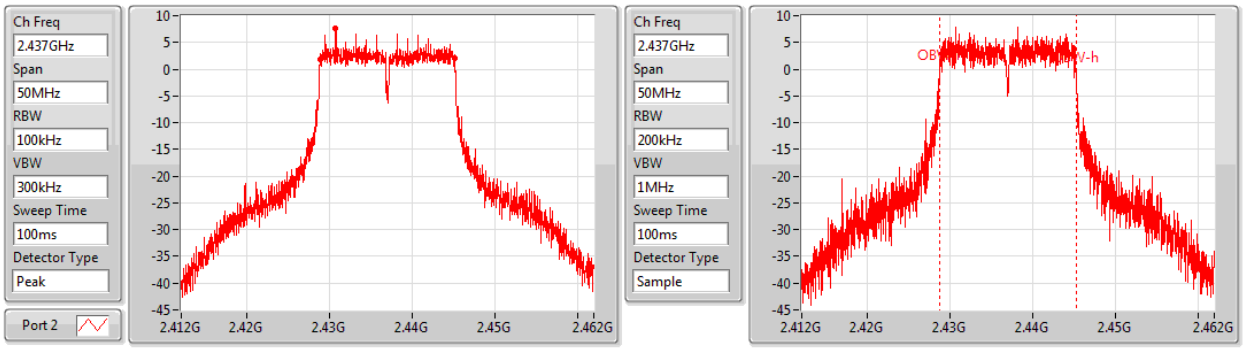

6dB(Hz)	Fl-6dB(Hz)	Fh-6dB(Hz)	OBW(Hz)	Fl-OBW(Hz)	Fh-OBW(Hz)	Limit(Hz)	Port
16.325M	2.428825G	2.44515G	16.642M	2.428654G	2.445296G	500k	2

802.11g_Nss1,(6Mbps)_1TX(Port2) EBW

2462MHz

19/12/2017

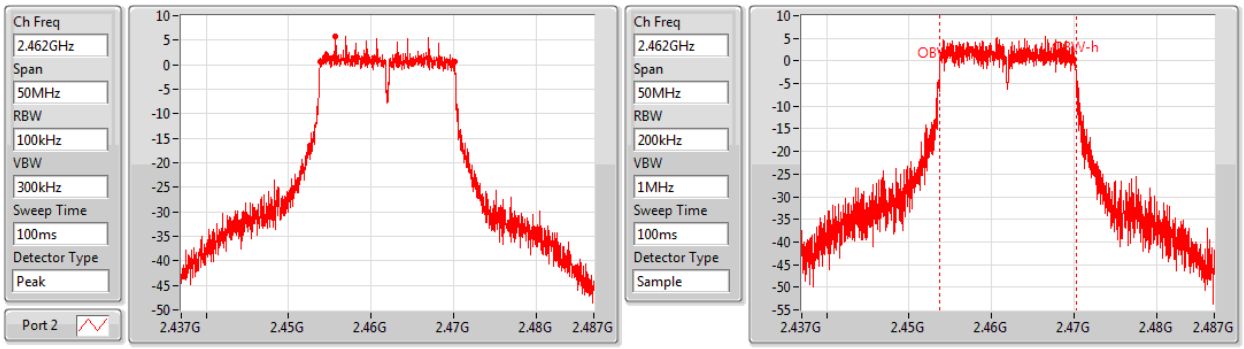

6dB(Hz)	Fl-6dB(Hz)	Fh-6dB(Hz)	OBW(Hz)	Fl-OBW(Hz)	Fh-OBW(Hz)	Limit(Hz)	Port
16.3M	2.453825G	2.470125G	16.542M	2.453679G	2.470221G	500k	2

802.11n HT20_Nss1,(MCS0)_1TX(Port2) EBW

2412MHz

19/12/2017

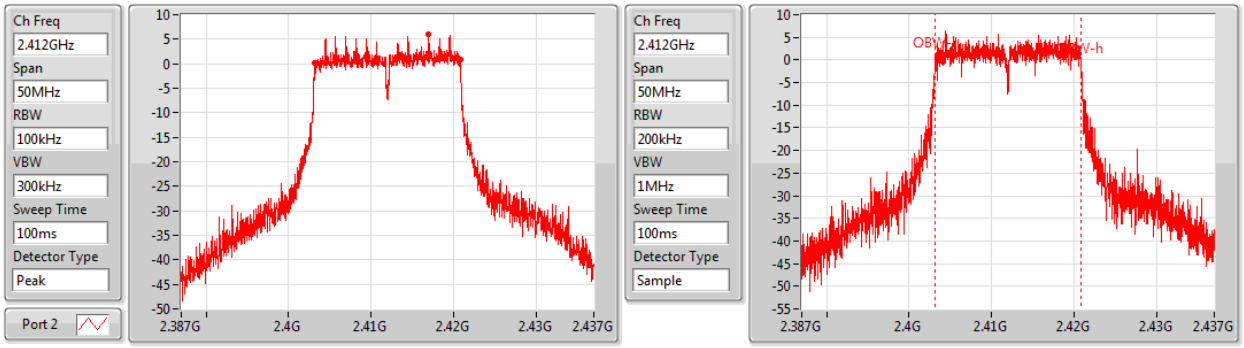

6dB(Hz)	Fl-6dB(Hz)	Fh-6dB(Hz)	OBW(Hz)	Fl-OBW(Hz)	Fh-OBW(Hz)	Limit(Hz)	Port
17.55M	2.403225G	2.420775G	17.741M	2.403129G	2.420871G	500k	2

802.11n HT20_Nss1,(MCS0)_1TX(Port2) EBW

2437MHz

19/12/2017

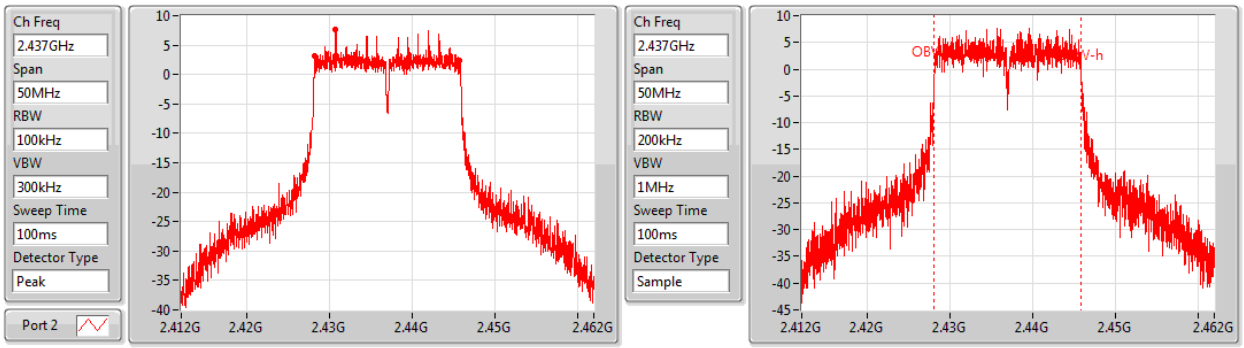

6dB(Hz)	Fl-6dB(Hz)	Fh-6dB(Hz)	OBW(Hz)	Fl-OBW(Hz)	Fh-OBW(Hz)	Limit(Hz)	Port
17.525M	2.428225G	2.44575G	17.816M	2.428079G	2.445896G	500k	2

802.11n HT20_Nss1,(MCS0)_1TX(Port2) EBW

2462MHz

19/12/2017

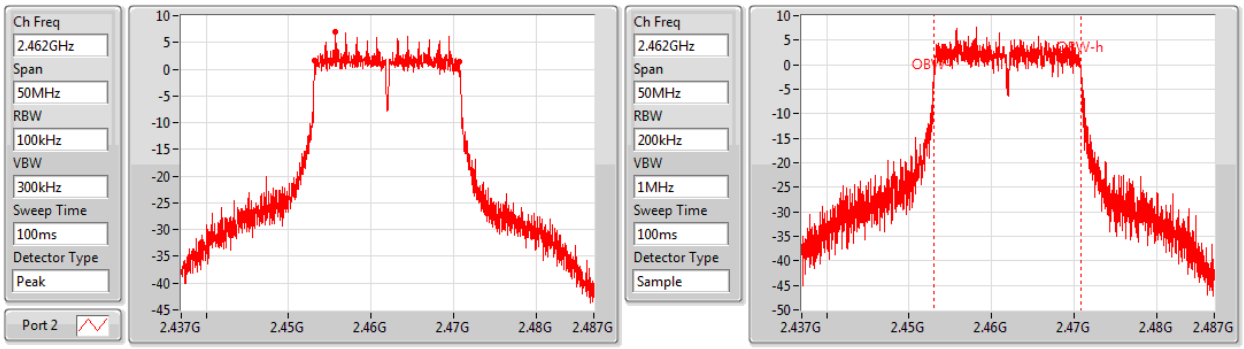

6dB(Hz)	Fl-6dB(Hz)	Fh-6dB(Hz)	OBW(Hz)	Fl-OBW(Hz)	Fh-OBW(Hz)	Limit(Hz)	Port
17.525M	2.4532G	2.470725G	17.816M	2.453029G	2.470846G	500k	2

802.11n HT40_Nss1,(MCS0)_1TX(Port2) EBW

2422MHz

19/12/2017

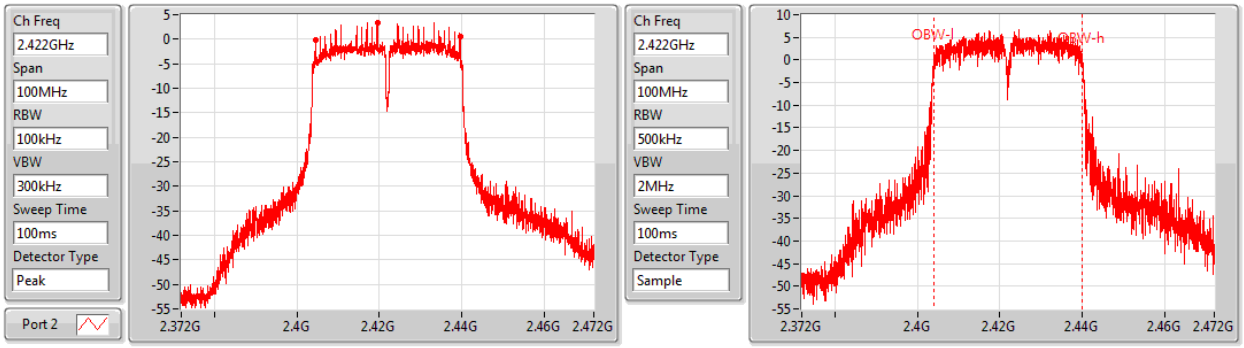

6dB(Hz)	Fl-6dB(Hz)	Fh-6dB(Hz)	OBW(Hz)	Fl-OBW(Hz)	Fh-OBW(Hz)	Limit(Hz)	Port
35.05M	2.4045G	2.43955G	35.982M	2.404059G	2.440041G	500k	2

802.11n HT40_Nss1,(MCS0)_1TX(Port2) EBW

2437MHz

19/12/2017

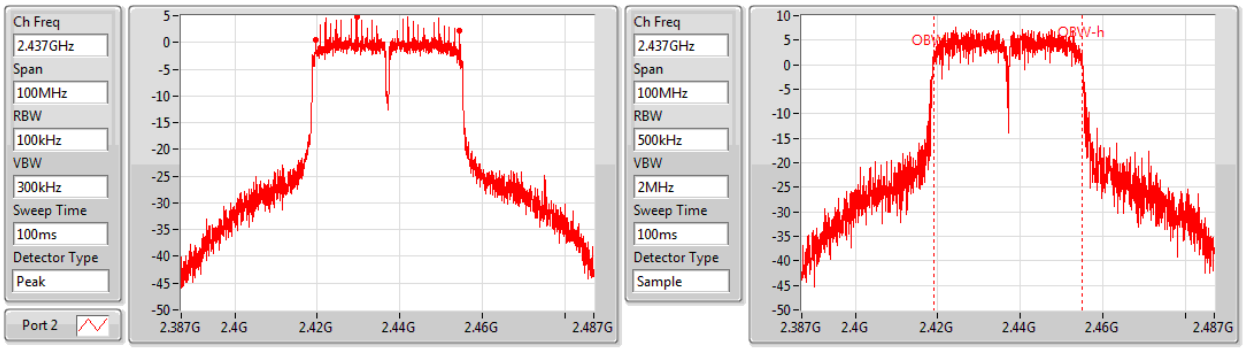

6dB(Hz)	Fl-6dB(Hz)	Fh-6dB(Hz)	OBW(Hz)	Fl-OBW(Hz)	Fh-OBW(Hz)	Limit(Hz)	Port
34.95M	2.41955G	2.4545G	36.082M	2.418909G	2.454991G	500k	2

802.11n HT40_Nss1,(MCS0)_1TX(Port2) EBW

2452MHz

19/12/2017

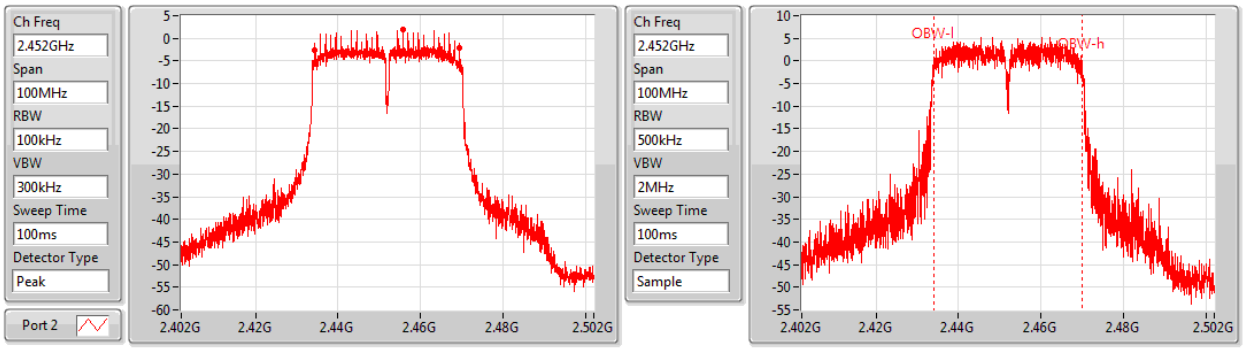

6dB(Hz)	Fl-6dB(Hz)	Fh-6dB(Hz)	OBW(Hz)	Fl-OBW(Hz)	Fh-OBW(Hz)	Limit(Hz)	Port
35.1M	2.4344G	2.4695G	36.082M	2.433909G	2.469991G	500k	2

Summary

Mode	Total Power (dBm)	Total Power (W)
2.4-2.4835GHz	-	-
802.11b_Nss1,(1Mbps)_1TX(Port2)	17.97	0.06266
802.11g_Nss1,(6Mbps)_1TX(Port2)	19.60	0.09120
802.11n HT20_Nss1,(MCS0)_1TX(Port2)	19.64	0.09204
802.11n HT40_Nss1,(MCS0)_1TX(Port2)	19.18	0.08279

Result

Mode	Result	DG (dBi)	Port 1 (dBm)	Port 2 (dBm)	Total Power (dBm)	Power Limit (dBm)
802.11b_Nss1,(1Mbps)_1TX(Port2)	-	-	-	-	-	-
2412MHz_TnomVnom	Pass	3.97		17.97	17.97	30.00
2437MHz_TnomVnom	Pass	3.97		17.31	17.31	30.00
2462MHz_TnomVnom	Pass	3.97		17.94	17.94	30.00
802.11g_Nss1,(6Mbps)_1TX(Port2)	-	-	-	-	-	-
2412MHz_TnomVnom	Pass	3.97		17.63	17.63	30.00
2417MHz_TnomVnom	Pass	3.97		19.12	19.12	30.00
2422MHz_TnomVnom	Pass	3.97		19.60	19.60	30.00
2437MHz_TnomVnom	Pass	3.97		18.83	18.83	30.00
2447MHz_TnomVnom	Pass	3.97		19.05	19.05	30.00
2452MHz_TnomVnom	Pass	3.97		18.97	18.97	30.00
2457MHz_TnomVnom	Pass	3.97		18.56	18.56	30.00
2462MHz_TnomVnom	Pass	3.97		17.06	17.06	30.00
802.11n HT20_Nss1,(MCS0)_1TX(Port2)	-	-	-	-	-	-
2412MHz_TnomVnom	Pass	3.97		17.53	17.53	30.00
2417MHz_TnomVnom	Pass	3.97		19.64	19.64	30.00
2437MHz_TnomVnom	Pass	3.97		18.90	18.90	30.00
2457MHz_TnomVnom	Pass	3.97		19.49	19.49	30.00
2462MHz_TnomVnom	Pass	3.97		18.14	18.14	30.00
802.11n HT40_Nss1,(MCS0)_1TX(Port2)	-	-	-	-	-	-
2422MHz_TnomVnom	Pass	3.97		17.43	17.43	30.00
2427MHz_TnomVnom	Pass	3.97		18.18	18.18	30.00
2432MHz_TnomVnom	Pass	3.97		19.18	19.18	30.00
2437MHz_TnomVnom	Pass	3.97		18.82	18.82	30.00
2442MHz_TnomVnom	Pass	3.97		16.81	16.81	30.00
2447MHz_TnomVnom	Pass	3.97		15.86	15.86	30.00
2452MHz_TnomVnom	Pass	3.97		15.93	15.93	30.00

DG = Directional Gain; **Port X** = Port X output power

Summary

Mode	PD (dBm/RBW)
2.4-2.4835GHz	-
802.11b_Nss1,(1Mbps)_1TX(Port2)	-6.01
802.11g_Nss1,(6Mbps)_1TX(Port2)	-7.11
802.11n HT20_Nss1,(MCS0)_1TX(Port2)	-8.07
802.11n HT40_Nss1,(MCS0)_1TX(Port2)	-9.25

RBW=3kHz.

Result

Mode	Result	DG (dBi)	Port 1 (dBm/RBW)	Port 2 (dBm/RBW)	PD (dBm/RBW)	PD Limit (dBm/RBW)
802.11b_Nss1,(1Mbps)_1TX(Port2)	-	-	-	-	-	-
2412MHz_TnomVnom	Pass	3.97		-6.31	-6.31	8.00
2437MHz_TnomVnom	Pass	3.97		-6.32	-6.32	8.00
2462MHz_TnomVnom	Pass	3.97		-6.01	-6.01	8.00
802.11g_Nss1,(6Mbps)_1TX(Port2)	-	-	-	-	-	-
2412MHz_TnomVnom	Pass	3.97		-7.89	-7.89	8.00
2437MHz_TnomVnom	Pass	3.97		-7.11	-7.11	8.00
2462MHz_TnomVnom	Pass	3.97		-8.78	-8.78	8.00
802.11n HT20_Nss1,(MCS0)_1TX(Port2)	-	-	-	-	-	-
2412MHz_TnomVnom	Pass	3.97		-8.74	-8.74	8.00
2437MHz_TnomVnom	Pass	3.97		-8.07	-8.07	8.00
2462MHz_TnomVnom	Pass	3.97		-8.39	-8.39	8.00
802.11n HT40_Nss1,(MCS0)_1TX(Port2)	-	-	-	-	-	-
2422MHz_TnomVnom	Pass	3.97		-11.78	-11.78	8.00
2437MHz_TnomVnom	Pass	3.97		-9.25	-9.25	8.00
2452MHz_TnomVnom	Pass	3.97		-13.28	-13.28	8.00

DG = Directional Gain; RBW=3kHz;
PD = trace bin-by-bin of each transmits port summing can be performed maximum power density; **Port X** = Port X power density;

802.11b_Nss1,(1Mbps)_1TX(Port2) PSD

2412MHz

19/12/2017

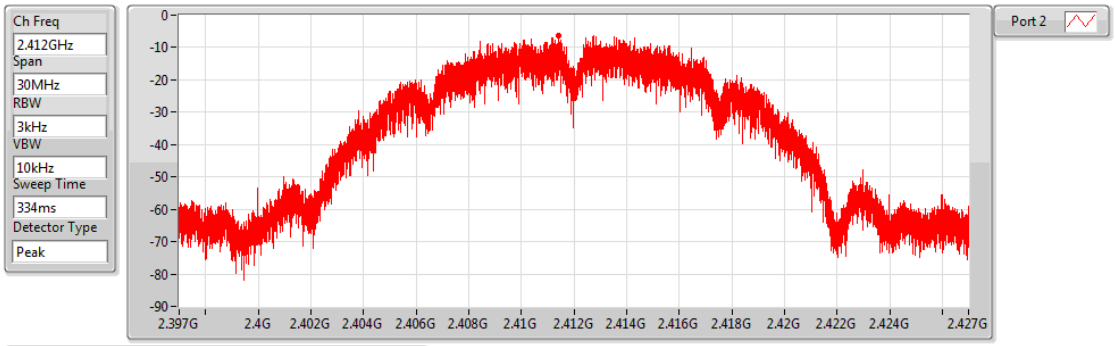

Sum	PD	Port 1	Port 2
(dBm/RBW)	(dBm/RBW)	(dBm/RBW)	(dBm/RBW)
-6.31	-6.31		-6.31

802.11b_Nss1,(1Mbps)_1TX(Port2) PSD

2437MHz

19/12/2017

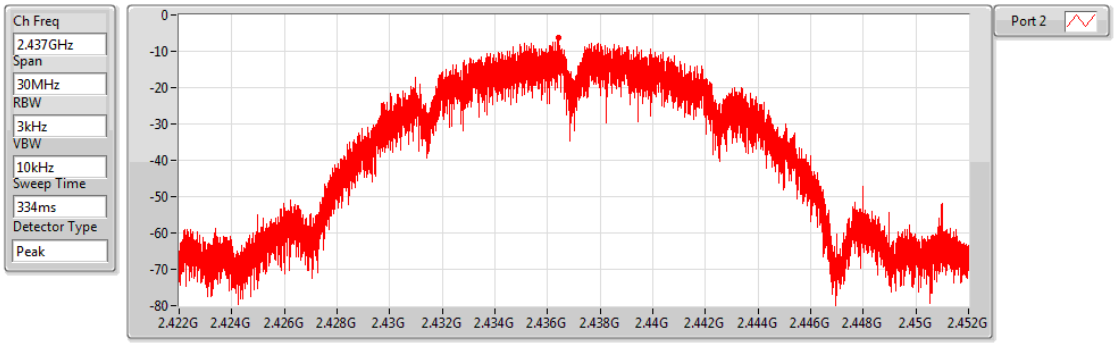

Sum	PD	Port 1	Port 2
(dBm/RBW)	(dBm/RBW)	(dBm/RBW)	(dBm/RBW)
-6.32	-6.32		-6.32

802.11b_Nss1,(1Mbps)_1TX(Port2) PSD

2462MHz

19/12/2017

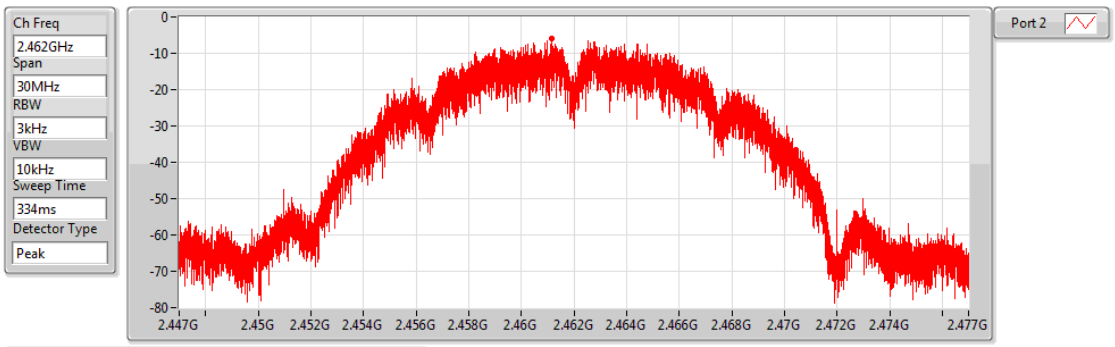

Sum	PD	Port 1	Port 2
(dBm/RBW)	(dBm/RBW)	(dBm/RBW)	(dBm/RBW)
-6.01	-6.01		-6.01

802.11g_Nss1,(6Mbps)_1TX(Port2) PSD

2412MHz

19/12/2017

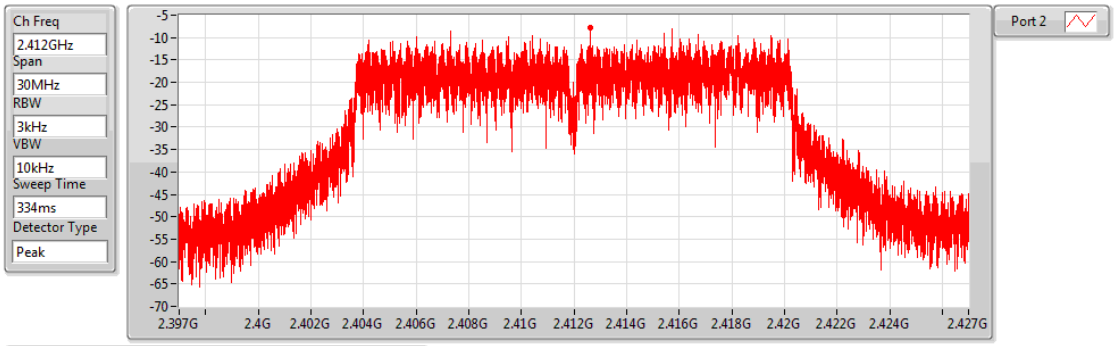

Sum	PD	Port 1	Port 2
(dBm/RBW)	(dBm/RBW)	(dBm/RBW)	(dBm/RBW)
-7.89	-7.89		-7.89

802.11g_Nss1,(6Mbps)_1TX(Port2) PSD

2437MHz

19/12/2017

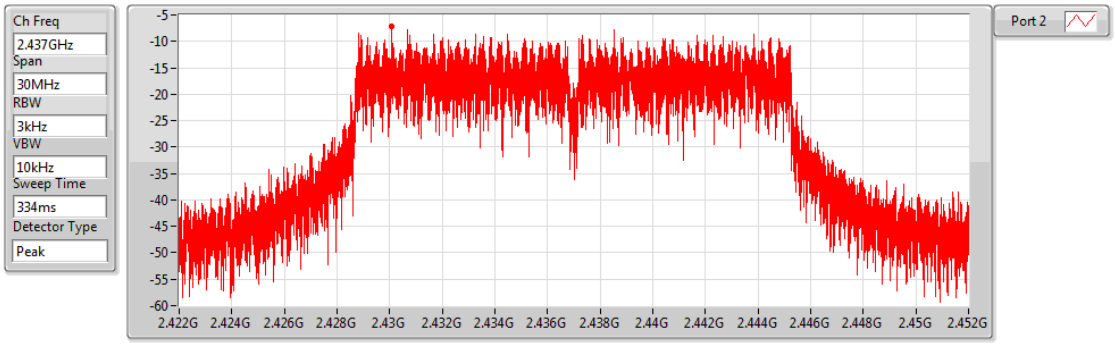

Sum	PD	Port 1	Port 2
(dBm/RBW)	(dBm/RBW)	(dBm/RBW)	(dBm/RBW)
-7.11	-7.11		-7.11

802.11g_Nss1,(6Mbps)_1TX(Port2) PSD

2462MHz

19/12/2017

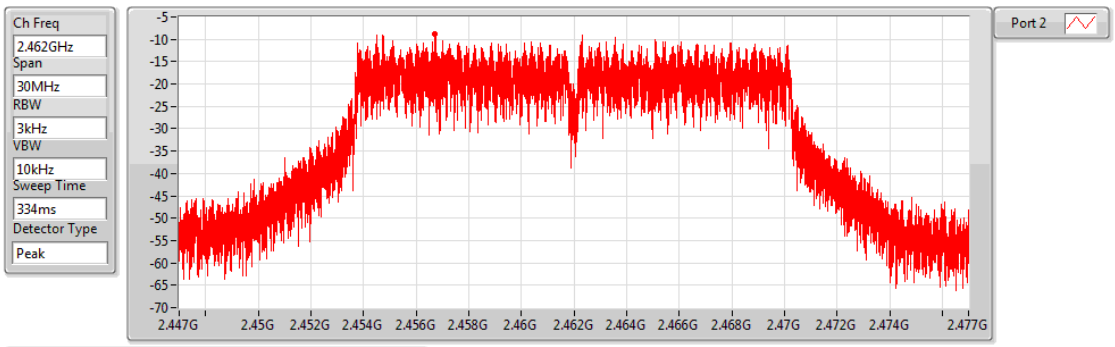

Sum	PD	Port 1	Port 2
(dBm/RBW)	(dBm/RBW)	(dBm/RBW)	(dBm/RBW)
-8.78	-8.78		-8.78

802.11n HT20_Nss1,(MCS0)_1TX(Port2) PSD

2412MHz

19/12/2017

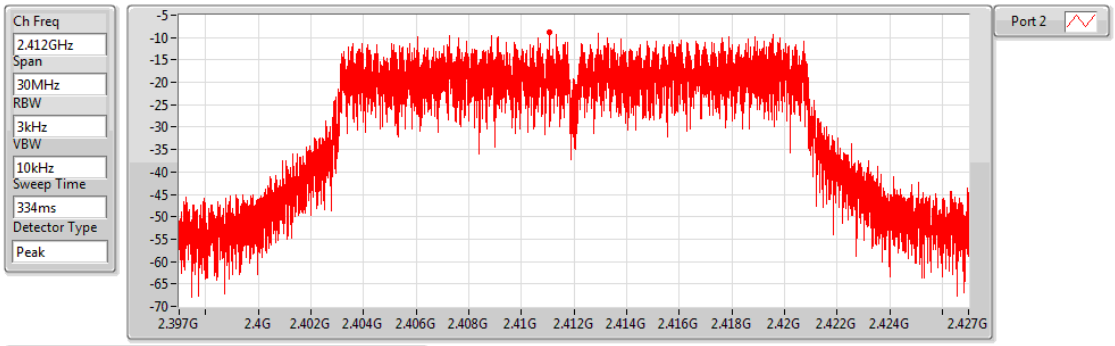

Sum	PD	Port 1	Port 2
(dBm/RBW)	(dBm/RBW)	(dBm/RBW)	(dBm/RBW)
-8.74	-8.74		-8.74

802.11n HT20_Nss1,(MCS0)_1TX(Port2) PSD

2437MHz

19/12/2017

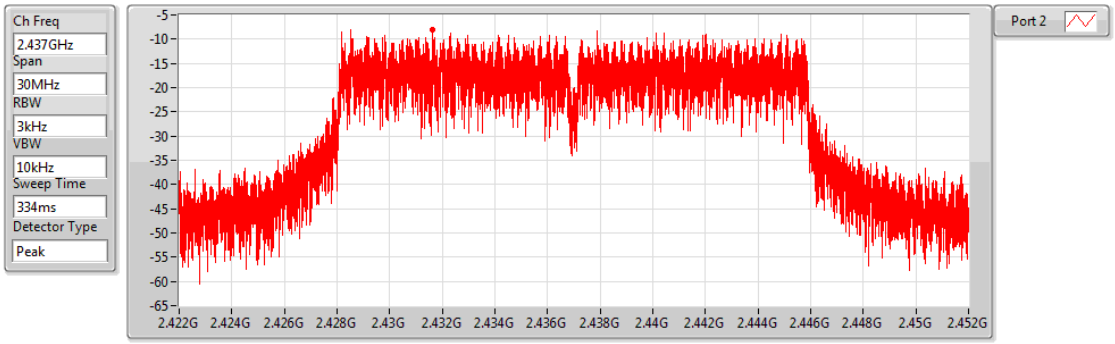

Sum	PD	Port 1	Port 2
(dBm/RBW)	(dBm/RBW)	(dBm/RBW)	(dBm/RBW)
-8.07	-8.07		-8.07

802.11n HT20_Nss1,(MCS0)_1TX(Port2) PSD

2462MHz

19/12/2017

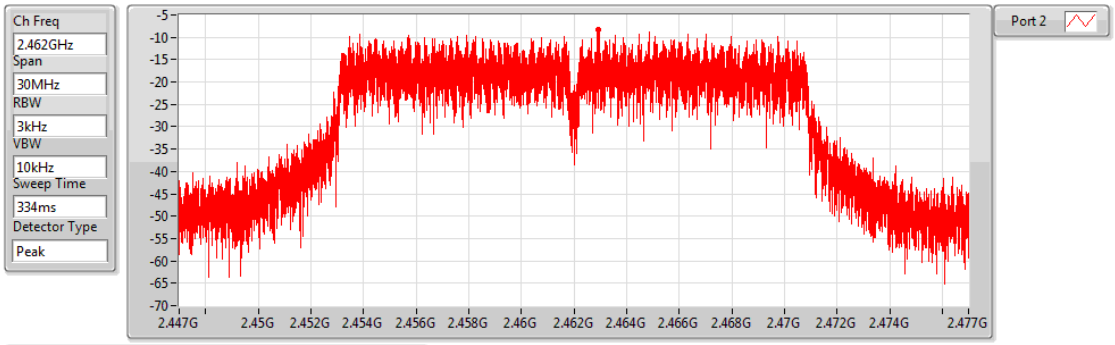

Sum	PD	Port 1	Port 2
(dBm/RBW)	(dBm/RBW)	(dBm/RBW)	(dBm/RBW)
-8.39	-8.39		-8.39

802.11n HT40_Nss1,(MCS0)_1TX(Port2) PSD

2422MHz

19/12/2017

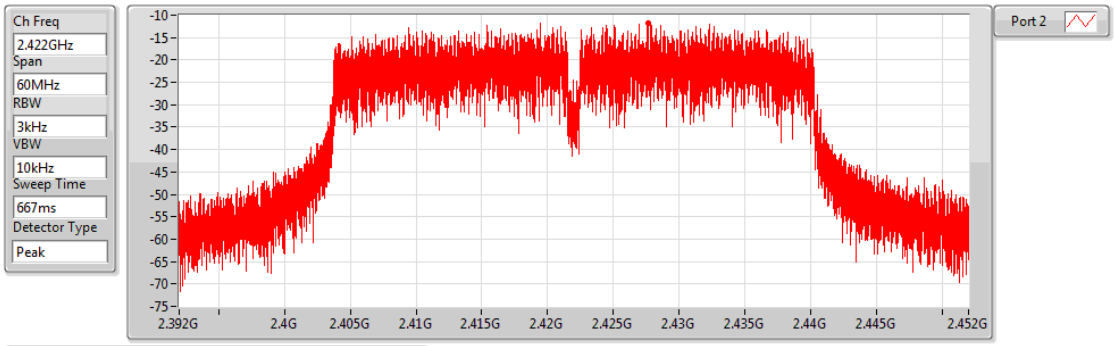

Sum	PD	Port 1	Port 2
(dBm/RBW)	(dBm/RBW)	(dBm/RBW)	(dBm/RBW)
-11.78	-11.78		-11.78

802.11n HT40_Nss1,(MCS0)_1TX(Port2) PSD

2437MHz

19/12/2017

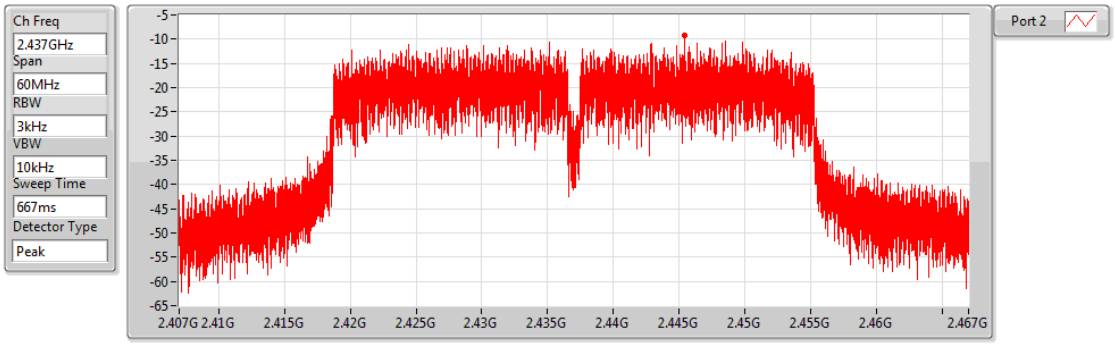

Sum	PD	Port 1	Port 2
(dBm/RBW)	(dBm/RBW)	(dBm/RBW)	(dBm/RBW)
-9.25	-9.25		-9.25

802.11n HT40_Nss1,(MCS0)_1TX(Port2) PSD

2452MHz

19/12/2017

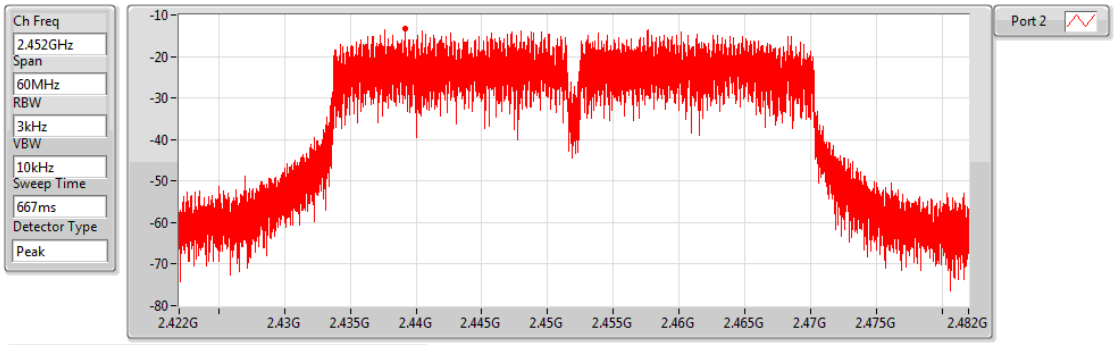

Sum	PD	Port 1	Port 2
(dBm/RBW)	(dBm/RBW)	(dBm/RBW)	(dBm/RBW)
-13.28	-13.28		-13.28

Summary

Mode	Result	Ref (Hz)	Ref (dBm)	Limit (dBm)	Freq (Hz)	Level (dBm)	Freq (Hz)	Level (dBm)	Freq (Hz)	Level (dBm)	Freq (Hz)	Level (dBm)	Port
2.4-2.4835GHz	-	-	-	-	-	-	-	-	-	-	-	-	-
802.11b_Nss1,(1Mbps)_1TX(Port2)	Pass	2.412358G	9.36	-20.64	2.16661G	-60.12	2.39752G	-42.15	2.49182G	-60.02	6.990704G	-54.43	2
802.11g_Nss1,(6Mbps)_1TX(Port2)	Pass	2.436072G	4.27	-25.73	2.300585G	-59.69	2.39952G	-26.10	2.48414G	-57.49	24.297609G	-54.55	2
802.11n HT20_Nss1,(MCS0)_1TX(Port2)	Pass	2.435738G	6.37	-23.63	2.30641G	-59.98	2.39952G	-25.56	2.48902G	-58.18	6.968228G	-52.84	2
802.11n HT40_Nss1,(MCS0)_1TX(Port2)	Pass	2.425718G	4.91	-25.09	2.172295G	-59.91	2.3992G	-29.40	2.48382G	-46.74	6.021526G	-53.50	2

Result

Mode	Result	Ref (Hz)	Ref (dBm)	Limit (dBm)	Freq (Hz)	Level (dBm)	Freq (Hz)	Level (dBm)	Freq (Hz)	Level (dBm)	Freq (Hz)	Level (dBm)	Port
802.11b_Nss1,(1Mbps)_1TX(Port2)	-	-	-	-	-	-	-	-	-	-	-	-	-
2412MHz_TnomVnom	Pass	2.412358G	9.36	-20.64	2.16661G	-60.12	2.39752G	-42.15	2.49182G	-60.02	6.990704G	-54.43	2
2437MHz_TnomVnom	Pass	2.412358G	9.36	-20.64	2.00351G	-59.43	2.39912G	-58.73	2.5003G	-59.60	6.962609G	-53.65	2
2462MHz_TnomVnom	Pass	2.412358G	9.36	-20.64	2.00351G	-58.87	2.39856G	-57.35	2.48438G	-56.17	6.987895G	-53.52	2
802.11g_Nss1,(6Mbps)_1TX(Port2)	-	-	-	-	-	-	-	-	-	-	-	-	-
2412MHz_TnomVnom	Pass	2.436072G	4.27	-25.73	2.300585G	-59.69	2.39952G	-26.10	2.48414G	-57.49	24.297609G	-54.55	2
2437MHz_TnomVnom	Pass	2.436072G	4.27	-25.73	1.853225G	-59.37	2.39952G	-47.07	2.4895G	-49.31	6.951371G	-54.47	2
2462MHz_TnomVnom	Pass	2.436072G	4.27	-25.73	2.009335G	-59.56	2.3964G	-56.31	2.4839G	-39.47	6.990704G	-54.11	2
802.11n HT20_Nss1,(MCS0)_1TX(Port2)	-	-	-	-	-	-	-	-	-	-	-	-	-
2412MHz_TnomVnom	Pass	2.435738G	6.37	-23.63	2.30641G	-59.98	2.39952G	-25.56	2.48902G	-58.18	6.968228G	-52.84	2
2437MHz_TnomVnom	Pass	2.435738G	6.37	-23.63	1.962735G	-59.55	2.3996G	-45.19	2.48822G	-50.04	24.601042G	-53.83	2
2462MHz_TnomVnom	Pass	2.435738G	6.37	-23.63	1.97555G	-58.93	2.39816G	-55.53	2.48366G	-33.67	24.93538G	-54.35	2
802.11n HT40_Nss1,(MCS0)_1TX(Port2)	-	-	-	-	-	-	-	-	-	-	-	-	-
2422MHz_TnomVnom	Pass	2.425718G	4.91	-25.09	2.172295G	-59.91	2.3992G	-29.40	2.48382G	-46.74	6.021526G	-53.50	2
2437MHz_TnomVnom	Pass	2.425718G	4.91	-25.09	2.014285G	-59.31	2.39952G	-29.44	2.48382G	-36.36	6.848872G	-53.70	2
2452MHz_TnomVnom	Pass	2.425718G	4.91	-25.09	2.170005G	-60.16	2.39856G	-47.99	2.48382G	-37.62	16.715322G	-54.60	2

802.11b_Nss1,(1Mbps)_1TX(Port2) **CSE NdB**

2412MHz

19/12/2017

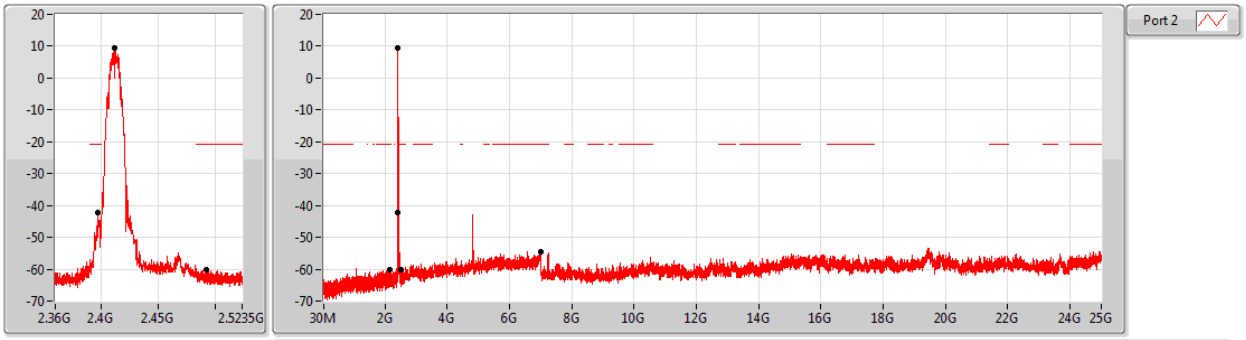

Ref(Hz)	Ref(dBm)	Limit(dBm)	Freq(Hz)	Level(dBm)	Freq(Hz)	Level(dBm)	Freq(Hz)	Level(dBm)	Freq(Hz)	Level(dBm)	Port
2.412358G	9.36	-20.64	2.16661G	-60.12	2.39752G	-42.15	2.49182G	-60.02	6.990704G	-54.43	2

802.11b_Nss1,(1Mbps)_1TX(Port2) **CSE NdB**

2437MHz

19/12/2017

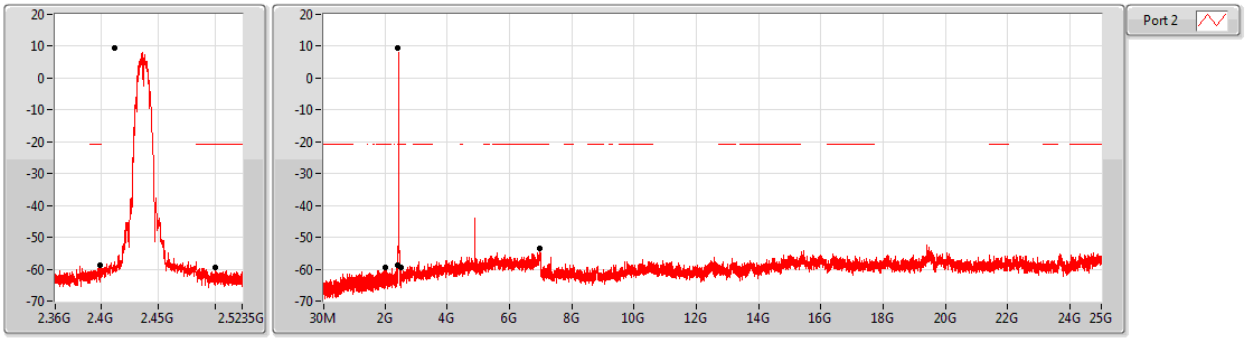

Ref(Hz)	Ref(dBm)	Limit(dBm)	Freq(Hz)	Level(dBm)	Freq(Hz)	Level(dBm)	Freq(Hz)	Level(dBm)	Freq(Hz)	Level(dBm)	Port
2.412358G	9.36	-20.64	2.00351G	-59.43	2.39912G	-58.73	2.5003G	-59.60	6.962609G	-53.65	2

802.11b_Nss1,(1Mbps)_1TX(Port2) **CSE NdB**

2462MHz

19/12/2017

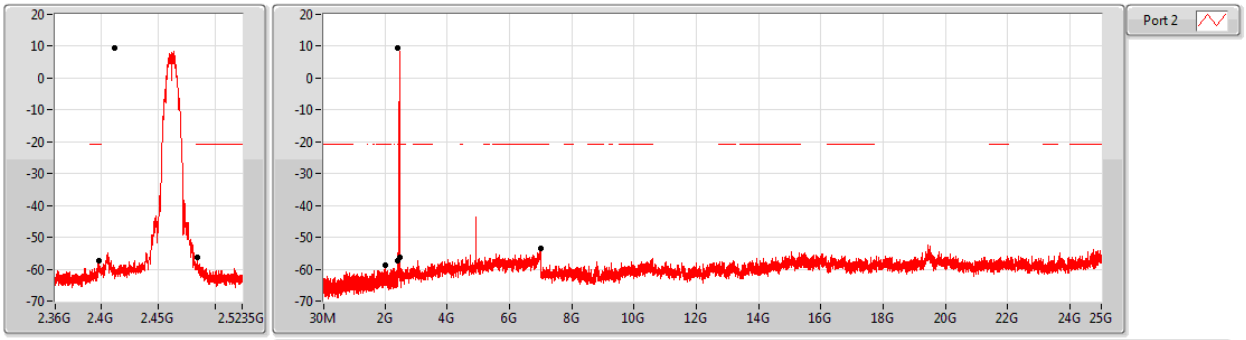

Ref(Hz)	Ref(dBm)	Limit(dBm)	Freq(Hz)	Level(dBm)	Freq(Hz)	Level(dBm)	Freq(Hz)	Level(dBm)	Freq(Hz)	Level(dBm)	Port
2.412358G	9.36	-20.64	2.00351G	-58.87	2.39856G	-57.35	2.48438G	-56.17	6.987895G	-53.52	2

802.11g_Nss1,(6Mbps)_1TX(Port2) **CSE NdB**

2412MHz

19/12/2017

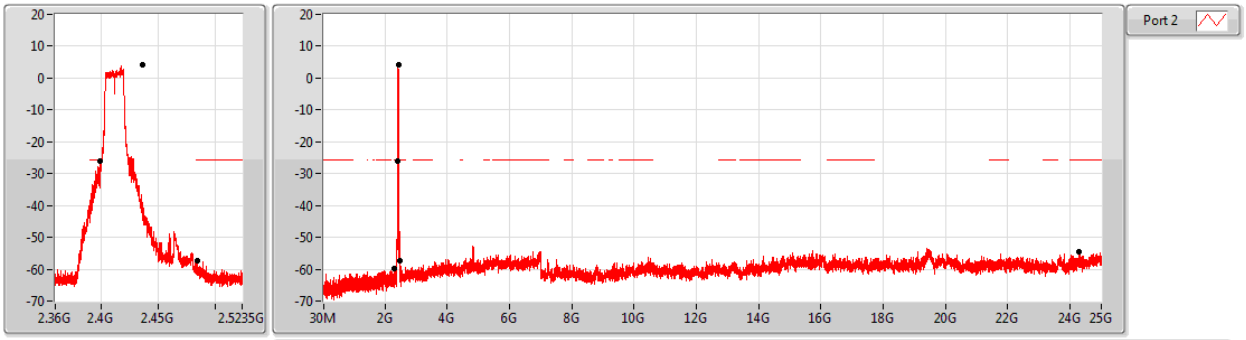

Ref(Hz)	Ref(dBm)	Limit(dBm)	Freq(Hz)	Level(dBm)	Freq(Hz)	Level(dBm)	Freq(Hz)	Level(dBm)	Freq(Hz)	Level(dBm)	Port
2.436072G	4.27	-25.73	2.300585G	-59.69	2.39952G	-26.10	2.48414G	-57.49	24.297609G	-54.55	2

802.11g_Nss1,(6Mbps)_1TX(Port2) **CSE NdB**

2437MHz

19/12/2017

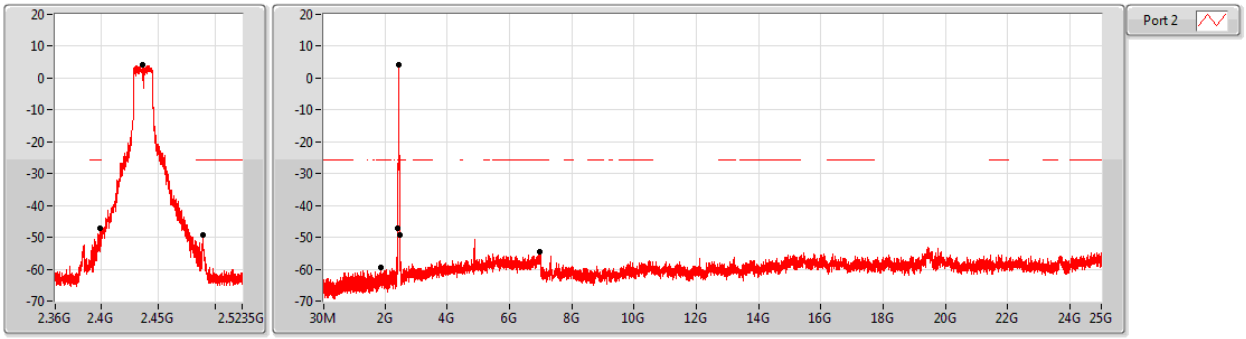

Ref(Hz)	Ref(dBm)	Limit(dBm)	Freq(Hz)	Level(dBm)	Freq(Hz)	Level(dBm)	Freq(Hz)	Level(dBm)	Freq(Hz)	Level(dBm)	Port
2.436072G	4.27	-25.73	1.853225G	-59.37	2.39952G	-47.07	2.4895G	-49.31	6.951371G	-54.47	2

802.11g_Nss1,(6Mbps)_1TX(Port2) **CSE NdB**

2462MHz

19/12/2017

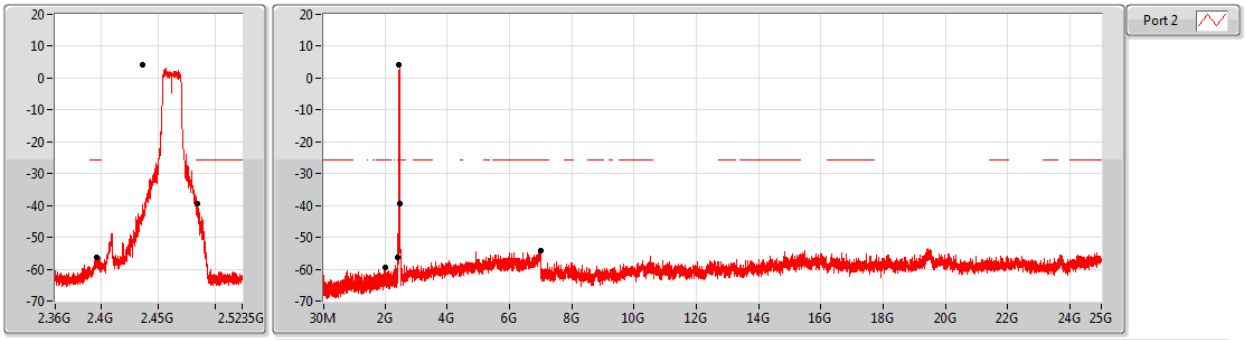

Ref(Hz)	Ref(dBm)	Limit(dBm)	Freq(Hz)	Level(dBm)	Freq(Hz)	Level(dBm)	Freq(Hz)	Level(dBm)	Freq(Hz)	Level(dBm)	Port
2.436072G	4.27	-25.73	2.009335G	-59.56	2.3964G	-56.31	2.4839G	-39.47	6.990704G	-54.11	2

802.11n HT20_Nss1,(MCS0)_1TX(Port2) **CSE NdB**

2412MHz

19/12/2017

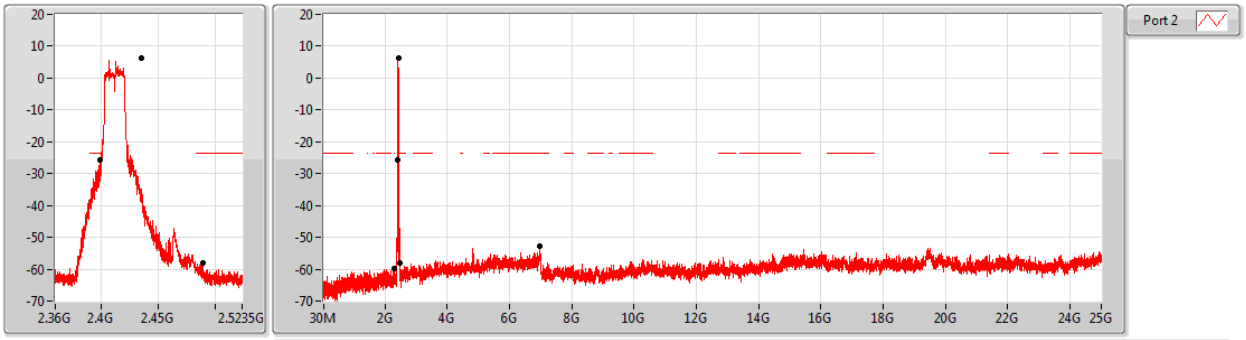

Ref(Hz)	Ref(dBm)	Limit(dBm)	Freq(Hz)	Level(dBm)	Freq(Hz)	Level(dBm)	Freq(Hz)	Level(dBm)	Freq(Hz)	Level(dBm)	Port
2.435738G	6.37	-23.63	2.30641G	-59.98	2.39952G	-25.56	2.48902G	-58.18	6.968228G	-52.84	2

802.11n HT20_Nss1,(MCS0)_1TX(Port2) **CSE NdB**

2437MHz

19/12/2017

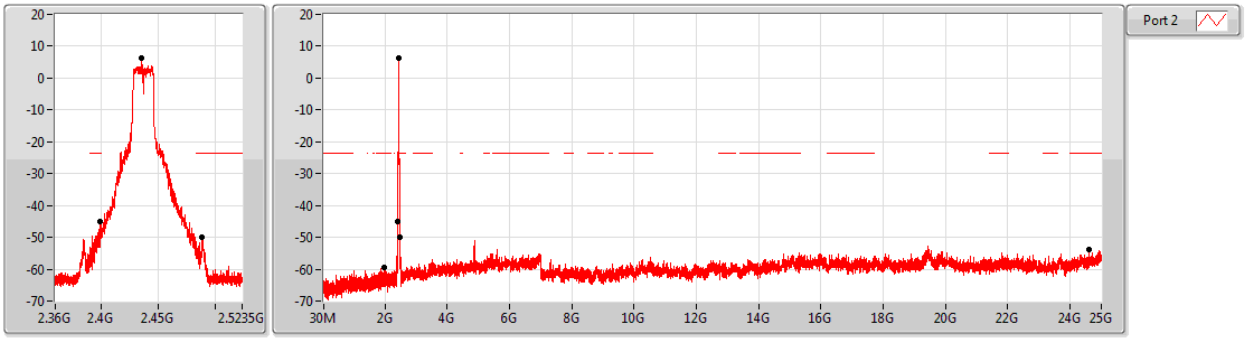

Ref(Hz)	Ref(dBm)	Limit(dBm)	Freq(Hz)	Level(dBm)	Freq(Hz)	Level(dBm)	Freq(Hz)	Level(dBm)	Freq(Hz)	Level(dBm)	Port
2.435738G	6.37	-23.63	1.962735G	-59.55	2.3996G	-45.19	2.48822G	-50.04	24.601042G	-53.83	2

802.11n HT20_Nss1,(MCS0)_1TX(Port2) **CSE NdB**

2462MHz

19/12/2017

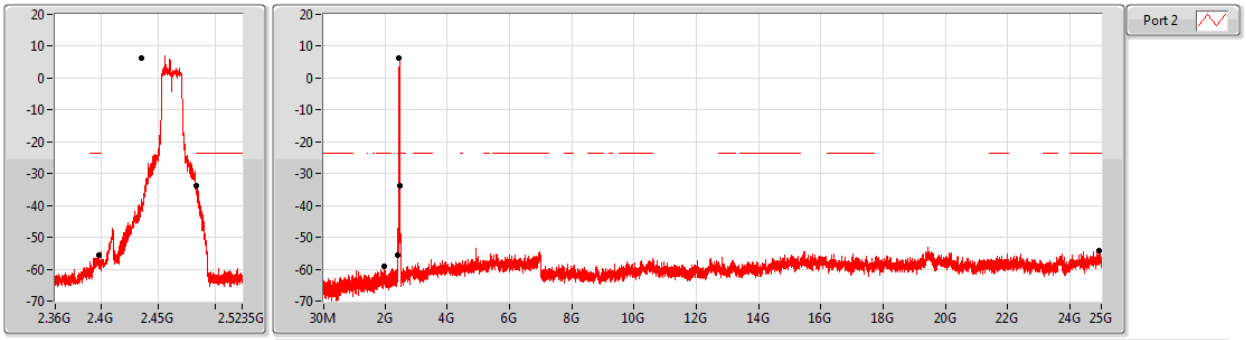

Ref(Hz)	Ref(dBm)	Limit(dBm)	Freq(Hz)	Level(dBm)	Freq(Hz)	Level(dBm)	Freq(Hz)	Level(dBm)	Freq(Hz)	Level(dBm)	Port
2.435738G	6.37	-23.63	1.97555G	-58.93	2.39816G	-55.53	2.48366G	-33.67	24.93538G	-54.35	2

802.11n HT40_Nss1,(MCS0)_1TX(Port2) **CSE NdB**

2422MHz

19/12/2017

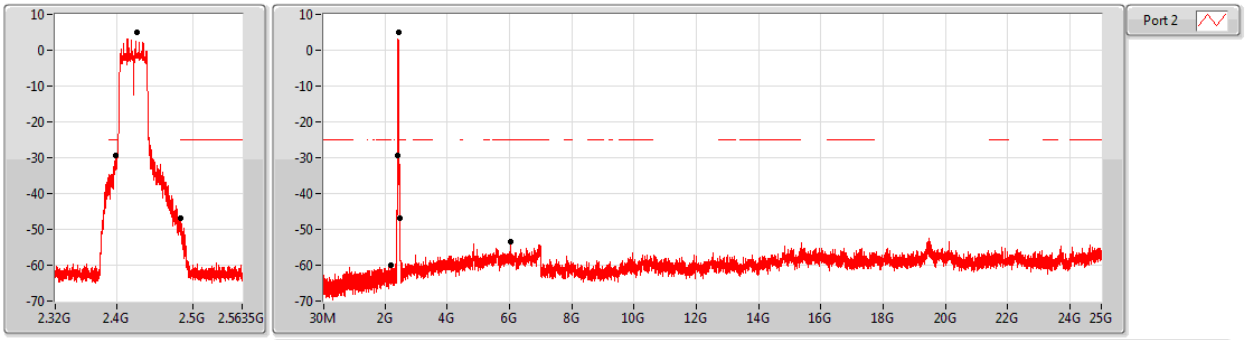

Ref(Hz)	Ref(dBm)	Limit(dBm)	Freq(Hz)	Level(dBm)	Freq(Hz)	Level(dBm)	Freq(Hz)	Level(dBm)	Freq(Hz)	Level(dBm)	Port
2.425718G	4.91	-25.09	2.172295G	-59.91	2.3992G	-29.40	2.48382G	-46.74	6.021526G	-53.50	2

802.11n HT40_Nss1,(MCS0)_1TX(Port2) **CSE NdB**

2437MHz

19/12/2017

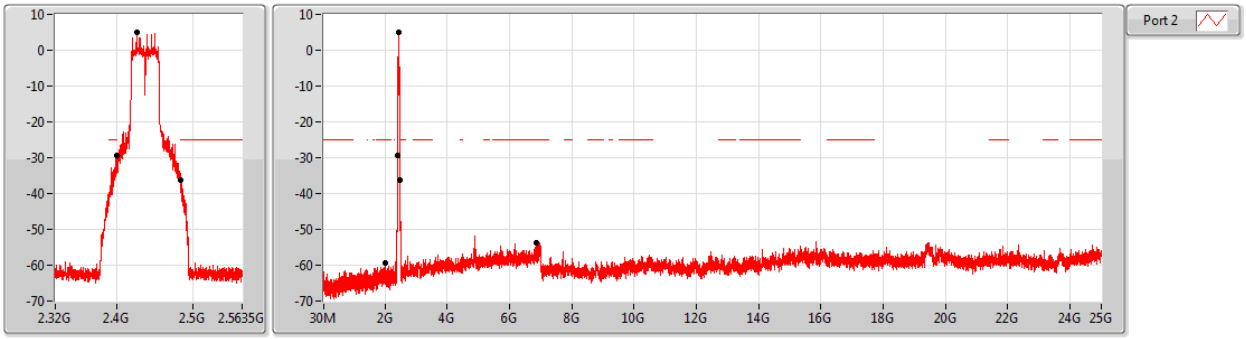

Ref(Hz)	Ref(dBm)	Limit(dBm)	Freq(Hz)	Level(dBm)	Freq(Hz)	Level(dBm)	Freq(Hz)	Level(dBm)	Freq(Hz)	Level(dBm)	Port
2.425718G	4.91	-25.09	2.014285G	-59.31	2.39952G	-29.44	2.48382G	-36.36	6.848872G	-53.70	2

802.11n HT40_Nss1,(MCS0)_1TX(Port2) **CSE NdB**

2452MHz

19/12/2017

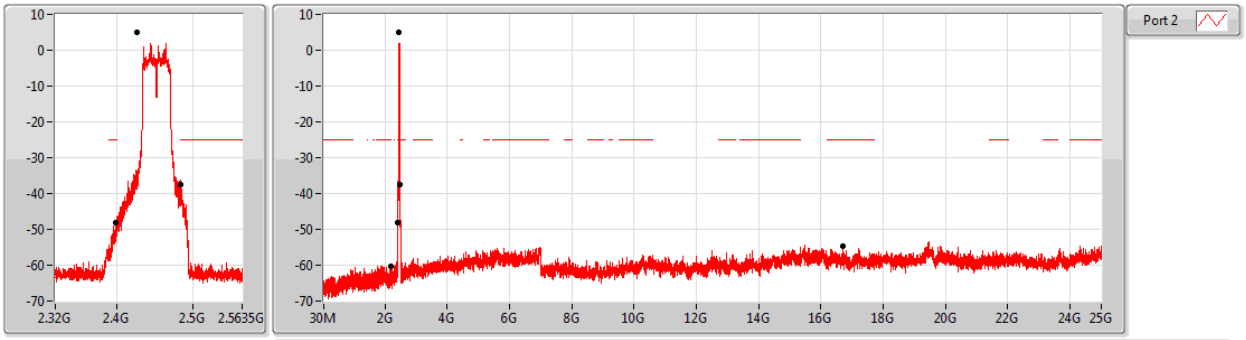

Ref(Hz)	Ref(dBm)	Limit(dBm)	Freq(Hz)	Level(dBm)	Freq(Hz)	Level(dBm)	Freq(Hz)	Level(dBm)	Freq(Hz)	Level(dBm)	Port
2.425718G	4.91	-25.09	2.170005G	-60.16	2.39856G	-47.99	2.48382G	-37.62	16.715322G	-54.60	2

Summary

Mode	Result	Type	Freq (Hz)	Level (dBuV/m)	Limit (dBuV/m)	Margin (dB)	Factor (dB)	Dist (m)	Condition	Azimuth (°)	Height (m)	Comments
2.4-2.4835GHz	-	-	-	-	-	-	-	-	-	-	-	-
802.11n HT40_Nss1,(MCS0)_1TX(Port1)	Pass	PK	102.84M	34.53	43.50	-8.97	-19.72	3	Vertical	0	1.00	-

Result

Mode	Result	Type	Freq (Hz)	Level (dBuV/m)	Limit (dBuV/m)	Margin (dB)	Factor (dB)	Dist (m)	Condition	Azimuth (°)	Height (m)	Comments
802.11n HT40_Nss1,(MCS0)_1TX(Port1)	-	-	-	-	-	-	-	-	-	-	-	-
2437MHz	Pass	PK	97.24M	31.57	43.50	-11.93	-20.43	3	Horizontal	360	1.00	-
2437MHz	Pass	PK	128.23M	32.20	43.50	-11.30	-18.05	3	Horizontal	360	1.00	-
2437MHz	Pass	PK	168.52M	31.77	43.50	-11.73	-19.46	3	Horizontal	360	1.00	-
2437MHz	Pass	PK	403.82M	28.20	46.00	-17.80	-12.04	3	Horizontal	360	1.00	-
2437MHz	Pass	PK	551.24M	33.91	46.00	-12.09	-8.60	3	Horizontal	360	1.00	-
2437MHz	Pass	PK	622.14M	29.85	46.00	-16.15	-7.67	3	Horizontal	360	1.00	-
2437MHz	Pass	PK	102.84M	34.53	43.50	-8.97	-19.72	3	Vertical	0	1.00	-
2437MHz	Pass	PK	152.52M	33.19	43.50	-10.31	-18.39	3	Vertical	0	1.00	-
2437MHz	Pass	PK	289.22M	34.88	46.00	-11.12	-15.35	3	Vertical	0	1.00	-
2437MHz	Pass	PK	423.8M	31.29	46.00	-14.71	-11.23	3	Vertical	0	1.00	-
2437MHz	Pass	PK	586.14M	19.75	46.00	-26.25	-8.48	3	Vertical	0	1.00	-
2437MHz	Pass	PK	672.14M	31.87	46.00	-14.13	-7.38	3	Vertical	0	1.00	-

802.11n HT40_Nss1,(MCS0)_1TX(Port1)

2437MHz_PoE

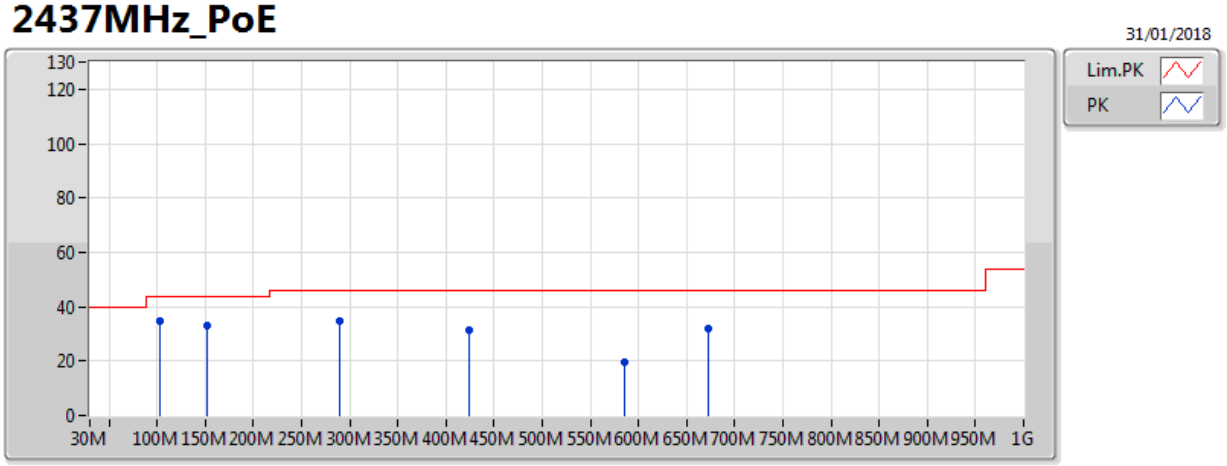

Type	Freq	Level	Limit	Margin	Factor	Dist	Condition	Azimuth	Height	Comments	Raw	AF	CL	PA
	(Hz)	(dBuV/m)	(dBuV/m)	(dB)	(dB)	(m)		(°)	(m)		(dBuV)	(dB)	(dB)	(dB)
PK	102.84M	34.53	43.50	-8.97	-19.72	3	Vertical	0	1.00	-	54.25	15.43	1.63	36.79
PK	152.52M	33.19	43.50	-10.31	-18.39	3	Vertical	0	1.00	-	51.58	16.15	2.04	36.58
PK	289.22M	34.88	46.00	-11.12	-15.35	3	Vertical	0	1.00	-	50.23	18.19	2.89	36.43
PK	423.8M	31.29	46.00	-14.71	-11.23	3	Vertical	0	1.00	-	42.52	21.99	3.47	36.68
PK	586.14M	19.75	46.00	-26.25	-8.48	3	Vertical	0	1.00	-	28.23	24.57	4.10	37.15
PK	672.14M	31.87	46.00	-14.13	-7.38	3	Vertical	0	1.00	-	39.25	25.53	4.39	37.30

802.11n HT40_Nss1,(MCS0)_1TX(Port1)

2437MHz_PoE

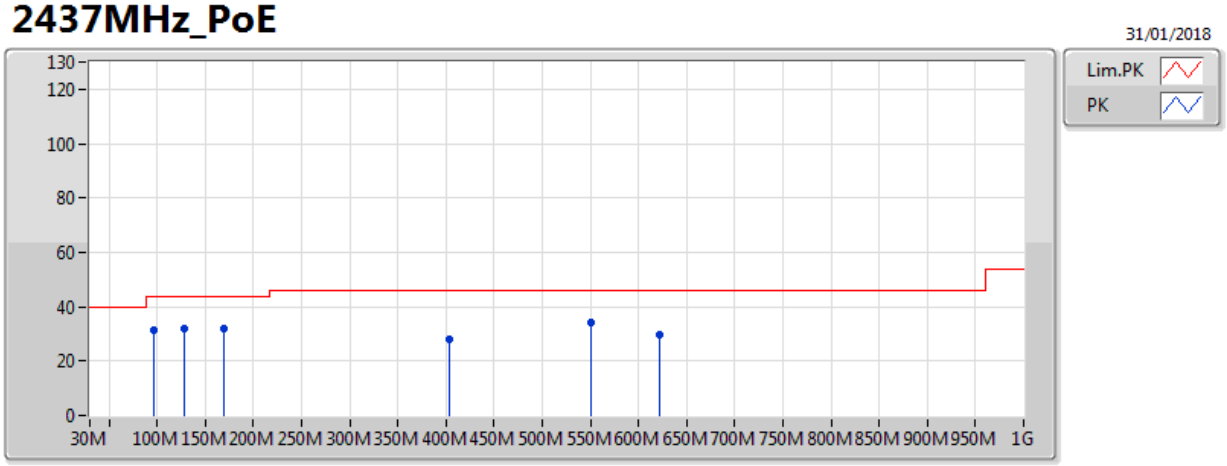

Type	Freq	Level	Limit	Margin	Factor	Dist	Condition	Azimuth	Height	Comments	Raw	AF	CL	PA
	(Hz)	(dBuV/m)	(dBuV/m)	(dB)	(dB)	(m)		(°)	(m)		(dBuV)	(dB)	(dB)	(dB)
PK	97.24M	31.57	43.50	-11.93	-20.43	3	Horizontal	360	1.00	-	52.00	14.80	1.59	36.82
PK	128.23M	32.20	43.50	-11.30	-18.05	3	Horizontal	360	1.00	-	50.25	16.78	1.85	36.68
PK	168.52M	31.77	43.50	-11.73	-19.46	3	Horizontal	360	1.00	-	51.23	14.93	2.13	36.52
PK	403.82M	28.20	46.00	-17.80	-12.04	3	Horizontal	360	1.00	-	40.24	21.24	3.34	36.62
PK	551.24M	33.91	46.00	-12.09	-8.60	3	Horizontal	360	1.00	-	42.51	24.40	4.05	37.05
PK	622.14M	29.85	46.00	-16.15	-7.67	3	Horizontal	360	1.00	-	37.52	25.30	4.25	37.22

Summary

Mode	Result	Type	Freq (Hz)	Level (dBuV/m)	Limit (dBuV/m)	Margin (dB)	Factor (dB)	Dist (m)	Condition	Azimuth (°)	Height (m)	Comments
2.4-2.4835GHz	-	-	-	-	-	-	-	-	-	-	-	-
802.11n HT40_Nss1,(MCS0)_1TX(Port2)	Pass	PK	41.64M	36.77	40.00	-3.23	-9.98	3	Vertical	360	1.00	-

Result

Mode	Result	Type	Freq (Hz)	Level (dBuV/m)	Limit (dBuV/m)	Margin (dB)	Factor (dB)	Dist (m)	Condition	Azimuth (°)	Height (m)	Comments
802.11n HT40_Nss1,(MCS0)_1TX(Port2)	-	-	-	-	-	-	-	-	-	-	-	-
2437MHz	Pass	PK	41.64M	36.59	40.00	-3.41	-9.98	3	Horizontal	0	1.00	-
2437MHz	Pass	PK	249.22M	27.08	46.00	-18.92	-7.65	3	Horizontal	0	1.00	-
2437MHz	Pass	PK	336.52M	29.15	46.00	-16.85	-5.83	3	Horizontal	0	1.00	-
2437MHz	Pass	PK	359.8M	31.50	46.00	-14.50	-5.05	3	Horizontal	0	1.00	-
2437MHz	Pass	PK	421.88M	28.81	46.00	-17.19	-2.98	3	Horizontal	0	1.00	-
2437MHz	Pass	PK	460.68M	28.70	46.00	-17.30	-2.71	3	Horizontal	0	1.00	-
2437MHz	Pass	PK	41.64M	36.77	40.00	-3.23	-9.98	3	Vertical	360	1.00	-
2437MHz	Pass	PK	99.84M	23.41	43.50	-20.09	-10.40	3	Vertical	360	1.00	-
2437MHz	Pass	PK	249.22M	24.48	46.00	-21.52	-7.65	3	Vertical	360	1.00	-
2437MHz	Pass	PK	336.52M	28.97	46.00	-17.03	-5.83	3	Vertical	360	1.00	-
2437MHz	Pass	PK	359.8M	28.86	46.00	-17.14	-5.05	3	Vertical	360	1.00	-
2437MHz	Pass	PK	672.14M	31.72	46.00	-14.28	-0.35	3	Vertical	360	1.00	-

802.11n HT40_Nss1,(MCS0)_1TX(Port2)

2437MHz_PoE

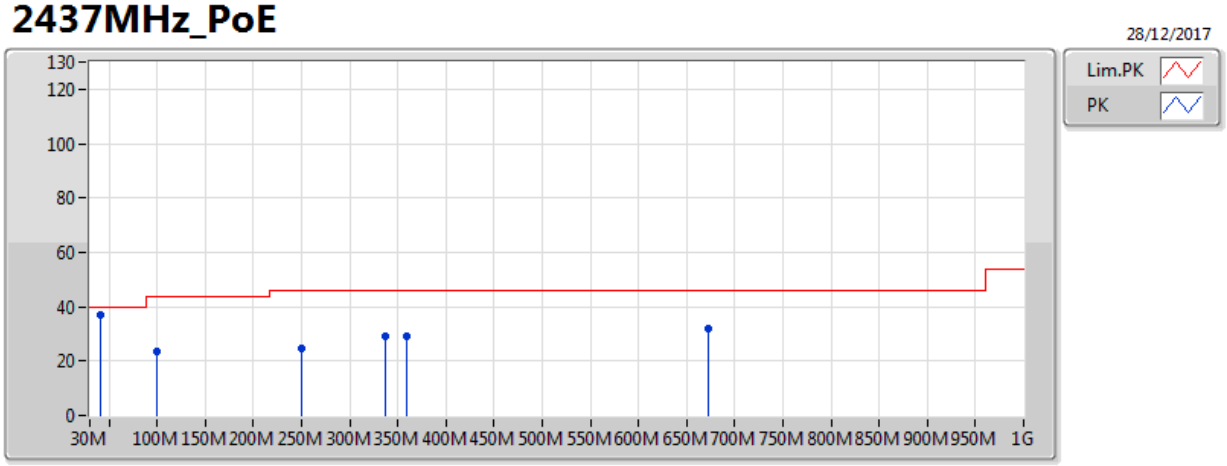

Type	Freq	Level	Limit	Margin	Factor	Dist	Condition	Azimuth	Height	Comments	Raw	AF	CL	PA
	(Hz)	(dBuV/m)	(dBuV/m)	(dB)	(dB)	(m)		(°)	(m)		(dBuV)	(dB)	(dB)	(dB)
PK	41.64M	36.77	40.00	-3.23	-9.98	3	Vertical	360	1.00	-	46.75	16.76	0.94	27.68
PK	99.84M	23.41	43.50	-20.09	-10.40	3	Vertical	360	1.00	-	33.81	15.97	1.44	27.81
PK	249.22M	24.48	46.00	-21.52	-7.65	3	Vertical	360	1.00	-	32.13	17.47	2.20	27.32
PK	336.52M	28.97	46.00	-17.03	-5.83	3	Vertical	360	1.00	-	34.80	19.07	2.58	27.48
PK	359.8M	28.86	46.00	-17.14	-5.05	3	Vertical	360	1.00	-	33.91	19.93	2.68	27.66
PK	672.14M	31.72	46.00	-14.28	-0.35	3	Vertical	360	1.00	-	32.07	24.17	3.90	28.43

802.11n HT40_Nss1,(MCS0)_1TX(Port2)

2437MHz_PoE

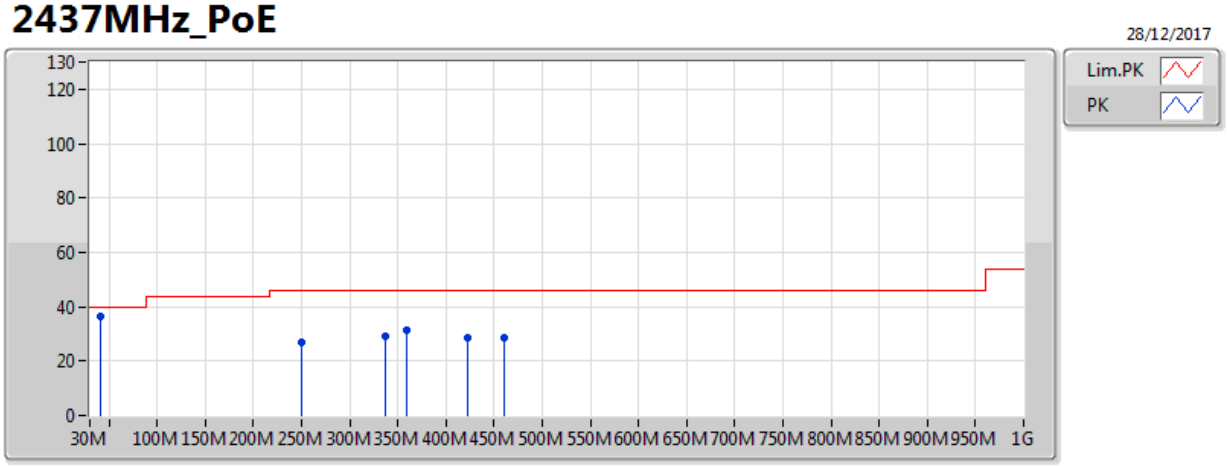

Type	Freq	Level	Limit	Margin	Factor	Dist	Condition	Azimuth	Height	Comments	Raw	AF	CL	PA
	(Hz)	(dBuV/m)	(dBuV/m)	(dB)	(dB)	(m)		(°)	(m)		(dBuV)	(dB)	(dB)	(dB)
PK	41.64M	36.59	40.00	-3.41	-9.98	3	Horizontal	0	1.00	-	46.57	16.76	0.94	27.68
PK	249.22M	27.08	46.00	-18.92	-7.65	3	Horizontal	0	1.00	-	34.73	17.47	2.20	27.32
PK	336.52M	29.15	46.00	-16.85	-5.83	3	Horizontal	0	1.00	-	34.98	19.07	2.58	27.48
PK	359.8M	31.50	46.00	-14.50	-5.05	3	Horizontal	0	1.00	-	36.55	19.93	2.68	27.66
PK	421.88M	28.81	46.00	-17.19	-2.98	3	Horizontal	0	1.00	-	31.79	21.99	3.11	28.08
PK	460.68M	28.70	46.00	-17.30	-2.71	3	Horizontal	0	1.00	-	31.41	22.29	3.28	28.28

Summary

Mode	Result	Type	Freq (Hz)	Level (dBuV/m)	Limit (dBuV/m)	Margin (dB)	Factor (dB)	Dist (m)	Condition	Azimuth (°)	Height (m)	Comments
2.4-2.4835GHz	-	-	-	-	-	-	-	-	-	-	-	-
802.11b_Nss1,(1Mbps)_1TX(Port1)	Pass	AV	2.4988G	45.58	54.00	-8.42	31.39	3	Horizontal	143	3.69	-
802.11g_Nss1,(6Mbps)_1TX(Port1)	Pass	AV	2.39G	51.85	54.00	-2.15	30.45	3	Horizontal	155	2.27	-
802.11n HT20_Nss1,(MCS0)_1TX(Port1)	Pass	AV	2.483502G	53.85	54.00	-0.15	30.79	3	Horizontal	192	1.07	-
802.11n HT40_Nss1,(MCS0)_1TX(Port1)	Pass	AV	2.483502G	53.54	54.00	-0.46	30.79	3	Vertical	33	1.11	-

Result

Mode	Result	Type	Freq (Hz)	Level (dBuV/m)	Limit (dBuV/m)	Margin (dB)	Factor (dB)	Dist (m)	Condition	Azimuth (°)	Height (m)	Comments
802.11b_Nss1,(1Mbps)_1TX(Port1)	-	-	-	-	-	-	-	-	-	-	-	-
2412MHz	Pass	AV	2.38665G	44.69	54.00	-9.31	30.97	3	Horizontal	139	3.69	-
2412MHz	Pass	AV	2.41285G	94.18	Inf	-Inf	31.07	3	Horizontal	139	3.69	-
2412MHz	Pass	PK	2.37405G	55.44	74.00	-18.56	30.92	3	Horizontal	139	3.69	-
2412MHz	Pass	PK	2.41285G	96.00	Inf	-Inf	31.07	3	Horizontal	139	3.69	-
2412MHz	Pass	AV	2.38265G	44.71	54.00	-9.29	30.95	3	Vertical	360	3.65	-
2412MHz	Pass	AV	2.41285G	94.45	Inf	-Inf	31.07	3	Vertical	360	3.65	-
2412MHz	Pass	PK	2.38685G	55.42	74.00	-18.58	30.97	3	Vertical	360	3.65	-
2412MHz	Pass	PK	2.41285G	96.24	Inf	-Inf	31.07	3	Vertical	360	3.65	-
2412MHz	Pass	AV	4.82398G	40.06	54.00	-13.94	5.90	3	Horizontal	359	2.21	-
2412MHz	Pass	PK	4.82388G	47.48	74.00	-26.52	5.89	3	Horizontal	359	2.21	-
2412MHz	Pass	AV	4.8239G	38.19	54.00	-15.81	5.89	3	Vertical	313	2.18	-
2412MHz	Pass	PK	4.82382G	46.15	74.00	-27.85	5.89	3	Vertical	313	2.18	-
2437MHz	Pass	AV	2.3862G	44.73	54.00	-9.27	30.97	3	Horizontal	142	3.69	-
2437MHz	Pass	AV	2.4378G	94.64	Inf	-Inf	31.16	3	Horizontal	142	3.69	-
2437MHz	Pass	AV	2.4982G	45.52	54.00	-8.48	31.38	3	Horizontal	142	3.69	-
2437MHz	Pass	PK	2.3702G	55.74	74.00	-18.26	30.91	3	Horizontal	142	3.69	-
2437MHz	Pass	PK	2.4378G	96.55	Inf	-Inf	31.16	3	Horizontal	142	3.69	-
2437MHz	Pass	PK	2.4958G	55.73	74.00	-18.27	31.37	3	Horizontal	142	3.69	-
2437MHz	Pass	AV	2.3694G	44.78	54.00	-9.22	30.90	3	Vertical	41	3.69	-
2437MHz	Pass	AV	2.4378G	94.70	Inf	-Inf	31.16	3	Vertical	41	3.69	-
2437MHz	Pass	AV	2.497G	45.50	54.00	-8.50	31.38	3	Vertical	41	3.69	-
2437MHz	Pass	PK	2.3894G	55.55	74.00	-18.45	30.98	3	Vertical	41	3.69	-
2437MHz	Pass	PK	2.4378G	96.56	Inf	-Inf	31.16	3	Vertical	41	3.69	-
2437MHz	Pass	PK	2.4982G	56.07	74.00	-17.93	31.38	3	Vertical	41	3.69	-
2437MHz	Pass	AV	4.87402G	38.65	54.00	-15.35	6.01	3	Horizontal	57	1.12	-
2437MHz	Pass	PK	4.87402G	46.84	74.00	-27.16	6.01	3	Horizontal	57	1.12	-
2437MHz	Pass	AV	4.87394G	36.99	54.00	-17.01	6.01	3	Vertical	129	1.94	-
2437MHz	Pass	PK	4.87392G	46.89	74.00	-27.11	6.01	3	Vertical	129	1.94	-
2462MHz	Pass	AV	2.4612G	96.11	Inf	-Inf	31.25	3	Horizontal	143	3.69	-
2462MHz	Pass	AV	2.4988G	45.58	54.00	-8.42	31.39	3	Horizontal	143	3.69	-
2462MHz	Pass	PK	2.4628G	97.96	Inf	-Inf	31.25	3	Horizontal	143	3.69	-
2462MHz	Pass	PK	2.4944G	55.96	74.00	-18.04	31.37	3	Horizontal	143	3.69	-
2462MHz	Pass	AV	2.4612G	96.33	Inf	-Inf	31.25	3	Vertical	48	3.69	-
2462MHz	Pass	AV	2.4998G	45.53	54.00	-8.47	31.39	3	Vertical	48	3.69	-
2462MHz	Pass	PK	2.461G	98.14	Inf	-Inf	31.25	3	Vertical	48	3.69	-
2462MHz	Pass	PK	2.4918G	55.79	74.00	-18.21	31.36	3	Vertical	48	3.69	-
2462MHz	Pass	AV	4.924G	39.50	54.00	-14.50	6.13	3	Horizontal	0	1.17	-
2462MHz	Pass	PK	4.9238G	47.48	74.00	-26.52	6.12	3	Horizontal	0	1.17	-
2462MHz	Pass	AV	4.924G	38.58	54.00	-15.42	6.13	3	Vertical	125	1.62	-
2462MHz	Pass	PK	4.9241G	46.87	74.00	-27.13	6.13	3	Vertical	125	1.62	-
802.11g_Nss1,(6Mbps)_1TX(Port1)	-	-	-	-	-	-	-	-	-	-	-	-
2412MHz	Pass	AV	2.39G	51.85	54.00	-2.15	30.45	3	Horizontal	155	2.27	-
2412MHz	Pass	AV	2.4172G	96.30	Inf	-Inf	30.55	3	Horizontal	155	2.27	-
2412MHz	Pass	PK	2.3898G	70.27	74.00	-3.73	30.45	3	Horizontal	155	2.27	-
2412MHz	Pass	PK	2.417G	107.03	Inf	-Inf	30.55	3	Horizontal	155	2.27	-
2412MHz	Pass	AV	2.39G	50.43	54.00	-3.57	30.45	3	Vertical	30	1.34	-
2412MHz	Pass	AV	2.4166G	95.05	Inf	-Inf	30.55	3	Vertical	30	1.34	-

RSE TX above 1GHz Result – Dipole Antenna

Mode	Result	Type	Freq (Hz)	Level (dBuV/m)	Limit (dBuV/m)	Margin (dB)	Factor (dB)	Dist (m)	Condition	Azimuth (°)	Height (m)	Comments
2412MHz	Pass	PK	2.39G	67.60	74.00	-6.40	30.45	3	Vertical	30	1.34	-
2412MHz	Pass	PK	2.4148G	105.99	Inf	-Inf	30.54	3	Vertical	30	1.34	-
2412MHz	Pass	AV	4.83846G	30.82	54.00	-23.18	2.15	3	Horizontal	355	1.50	-
2412MHz	Pass	PK	4.81044G	43.58	74.00	-30.42	2.06	3	Horizontal	355	1.50	-
2412MHz	Pass	AV	4.82586G	30.59	54.00	-23.41	2.11	3	Vertical	26	1.50	-
2412MHz	Pass	PK	4.82628G	43.41	74.00	-30.59	2.11	3	Vertical	26	1.50	-
2417MHz	Pass	AV	2.39G	46.64	54.00	-7.36	30.45	3	Horizontal	147	2.12	-
2417MHz	Pass	AV	2.4132G	97.04	Inf	-Inf	30.54	3	Horizontal	147	2.12	-
2417MHz	Pass	PK	2.3894G	62.18	74.00	-11.82	30.45	3	Horizontal	147	2.12	-
2417MHz	Pass	PK	2.4142G	107.97	Inf	-Inf	30.54	3	Horizontal	147	2.12	-
2417MHz	Pass	AV	2.39G	46.19	54.00	-7.81	30.45	3	Vertical	33	1.46	-
2417MHz	Pass	AV	2.4128G	95.68	Inf	-Inf	30.54	3	Vertical	33	1.46	-
2417MHz	Pass	PK	2.39G	61.05	74.00	-12.95	30.45	3	Vertical	33	1.46	-
2417MHz	Pass	PK	2.4138G	105.66	Inf	-Inf	30.54	3	Vertical	33	1.46	-
2422MHz	Pass	AV	2.39G	45.01	54.00	-8.99	30.45	3	Horizontal	150	2.24	-
2422MHz	Pass	AV	2.4156G	97.22	Inf	-Inf	30.55	3	Horizontal	150	2.24	-
2422MHz	Pass	AV	2.4868G	45.48	54.00	-8.52	30.80	3	Horizontal	150	2.24	-
2422MHz	Pass	PK	2.386G	59.41	74.00	-14.59	30.44	3	Horizontal	150	2.24	-
2422MHz	Pass	PK	2.4228G	107.01	Inf	-Inf	30.57	3	Horizontal	150	2.24	-
2422MHz	Pass	PK	2.4884G	58.03	74.00	-15.97	30.81	3	Horizontal	150	2.24	-
2422MHz	Pass	AV	2.39G	44.70	54.00	-9.30	30.45	3	Vertical	28	1.38	-
2422MHz	Pass	AV	2.4272G	95.51	Inf	-Inf	30.59	3	Vertical	28	1.38	-
2422MHz	Pass	AV	2.4856G	45.49	54.00	-8.51	30.80	3	Vertical	28	1.38	-
2422MHz	Pass	PK	2.3888G	57.35	74.00	-16.65	30.45	3	Vertical	28	1.38	-
2422MHz	Pass	PK	2.4256G	105.19	Inf	-Inf	30.58	3	Vertical	28	1.38	-
2422MHz	Pass	PK	2.4908G	57.72	74.00	-16.28	30.82	3	Vertical	28	1.38	-
2437MHz	Pass	AV	2.3846G	44.79	54.00	-9.21	30.44	3	Horizontal	191	1.05	-
2437MHz	Pass	AV	2.445G	97.88	Inf	-Inf	30.65	3	Horizontal	191	1.05	-
2437MHz	Pass	AV	2.4842G	45.85	54.00	-8.15	30.79	3	Horizontal	191	1.05	-
2437MHz	Pass	PK	2.3846G	57.09	74.00	-16.91	30.44	3	Horizontal	191	1.05	-
2437MHz	Pass	PK	2.4422G	109.00	Inf	-Inf	30.64	3	Horizontal	191	1.05	-
2437MHz	Pass	PK	2.4838G	60.10	74.00	-13.90	30.79	3	Horizontal	191	1.05	-
2437MHz	Pass	AV	2.3498G	44.60	54.00	-9.40	30.31	3	Vertical	29	1.24	-
2437MHz	Pass	AV	2.4426G	97.12	Inf	-Inf	30.64	3	Vertical	29	1.24	-
2437MHz	Pass	AV	2.489G	45.72	54.00	-8.28	30.81	3	Vertical	29	1.24	-
2437MHz	Pass	PK	2.3814G	57.80	74.00	-16.20	30.42	3	Vertical	29	1.24	-
2437MHz	Pass	PK	2.4418G	106.61	Inf	-Inf	30.64	3	Vertical	29	1.24	-
2437MHz	Pass	PK	2.485G	58.58	74.00	-15.42	30.80	3	Vertical	29	1.24	-
2437MHz	Pass	AV	4.87418G	32.46	54.00	-21.54	2.26	3	Horizontal	339	1.88	-
2437MHz	Pass	AV	4.87466G	32.68	54.00	-21.32	2.26	3	Horizontal	339	1.92	-
2437MHz	Pass	PK	4.87412G	45.00	74.00	-29.00	2.26	3	Horizontal	339	1.88	-
2437MHz	Pass	PK	4.8758G	46.54	74.00	-27.46	2.26	3	Horizontal	339	1.92	-
2447MHz	Pass	AV	2.3878G	44.53	54.00	-9.47	30.45	3	Horizontal	192	1.05	-
2447MHz	Pass	AV	2.453G	99.07	Inf	-Inf	30.68	3	Horizontal	192	1.05	-
2447MHz	Pass	AV	2.4842G	47.37	54.00	-6.63	30.79	3	Horizontal	192	1.05	-
2447MHz	Pass	PK	2.373G	57.42	74.00	-16.58	30.40	3	Horizontal	192	1.05	-
2447MHz	Pass	PK	2.4526G	109.34	Inf	-Inf	30.68	3	Horizontal	192	1.05	-
2447MHz	Pass	PK	2.4842G	63.13	74.00	-10.87	30.79	3	Horizontal	192	1.05	-
2447MHz	Pass	AV	2.3886G	44.41	54.00	-9.59	30.45	3	Vertical	35	1.09	-

RSE TX above 1GHz Result – Dipole Antenna

Mode	Result	Type	Freq (Hz)	Level (dBuV/m)	Limit (dBuV/m)	Margin (dB)	Factor (dB)	Dist (m)	Condition	Azimuth (°)	Height (m)	Comments
2447MHz	Pass	AV	2.4506G	98.10	Inf	-Inf	30.67	3	Vertical	35	1.09	-
2447MHz	Pass	AV	2.4842G	46.73	54.00	-7.27	30.79	3	Vertical	35	1.09	-
2447MHz	Pass	PK	2.3694G	57.66	74.00	-16.34	30.38	3	Vertical	35	1.09	-
2447MHz	Pass	PK	2.4478G	108.01	Inf	-Inf	30.66	3	Vertical	35	1.09	-
2447MHz	Pass	PK	2.483502G	61.95	74.00	-12.05	30.79	3	Vertical	35	1.09	-
2452MHz	Pass	AV	2.448G	98.74	Inf	-Inf	30.66	3	Horizontal	191	1.05	-
2452MHz	Pass	AV	2.483502G	48.26	54.00	-5.74	30.79	3	Horizontal	191	1.05	-
2452MHz	Pass	PK	2.4472G	109.43	Inf	-Inf	30.66	3	Horizontal	191	1.05	-
2452MHz	Pass	PK	2.4858G	66.88	74.00	-7.12	30.80	3	Horizontal	191	1.05	-
2452MHz	Pass	AV	2.44801G	97.34	Inf	-Inf	30.66	3	Vertical	31	1.12	-
2452MHz	Pass	AV	2.483502G	47.44	54.00	-6.56	30.79	3	Vertical	31	1.12	-
2452MHz	Pass	PK	2.4486G	107.83	Inf	-Inf	30.66	3	Vertical	31	1.12	-
2452MHz	Pass	PK	2.4836G	64.78	74.00	-9.22	30.79	3	Vertical	31	1.12	-
2457MHz	Pass	AV	2.4518G	98.40	Inf	-Inf	30.68	3	Horizontal	192	1.07	-
2457MHz	Pass	AV	2.483502G	50.12	54.00	-3.88	30.79	3	Horizontal	192	1.07	-
2457MHz	Pass	PK	2.4504G	108.92	Inf	-Inf	30.67	3	Horizontal	192	1.07	-
2457MHz	Pass	PK	2.4836G	69.16	74.00	-4.84	30.79	3	Horizontal	192	1.07	-
2457MHz	Pass	AV	2.4524G	97.00	Inf	-Inf	30.68	3	Vertical	118	2.00	-
2457MHz	Pass	AV	2.4836G	49.55	54.00	-4.45	30.79	3	Vertical	118	2.00	-
2457MHz	Pass	PK	2.4612G	107.76	Inf	-Inf	30.71	3	Vertical	118	2.00	-
2457MHz	Pass	PK	2.4842G	66.44	74.00	-7.56	30.79	3	Vertical	118	2.00	-
2462MHz	Pass	AV	2.4574G	94.81	Inf	-Inf	30.70	3	Horizontal	153	2.13	-
2462MHz	Pass	AV	2.483502G	50.08	54.00	-3.92	30.79	3	Horizontal	153	2.13	-
2462MHz	Pass	PK	2.4576G	105.01	Inf	-Inf	30.70	3	Horizontal	153	2.13	-
2462MHz	Pass	PK	2.483502G	70.63	74.00	-3.37	30.79	3	Horizontal	153	2.13	-
2462MHz	Pass	AV	2.4552G	96.18	Inf	-Inf	30.69	3	Vertical	119	2.02	-
2462MHz	Pass	AV	2.483502G	50.90	54.00	-3.10	30.79	3	Vertical	119	2.02	-
2462MHz	Pass	PK	2.466G	106.30	Inf	-Inf	30.73	3	Vertical	119	2.02	-
2462MHz	Pass	PK	2.4836G	69.19	74.00	-4.81	30.79	3	Vertical	119	2.02	-
2462MHz	Pass	AV	4.92778G	32.35	54.00	-21.65	2.43	3	Horizontal	336	1.51	-
2462MHz	Pass	PK	4.9249G	46.75	74.00	-27.25	2.42	3	Horizontal	336	1.51	-
2462MHz	Pass	AV	4.9225G	32.87	54.00	-21.13	2.41	3	Vertical	226	2.03	-
2462MHz	Pass	PK	4.92772G	45.68	74.00	-28.32	2.43	3	Vertical	226	2.03	-
802.11n HT20_Nss1,(MCS0)_1TX(Port1)	-	-	-	-	-	-	-	-	-	-	-	-
2412MHz	Pass	AV	2.39G	52.25	54.00	-1.75	30.45	3	Horizontal	156	2.25	-
2412MHz	Pass	AV	2.417G	95.21	Inf	-Inf	30.55	3	Horizontal	156	2.25	-
2412MHz	Pass	PK	2.39G	71.46	74.00	-2.54	30.45	3	Horizontal	156	2.25	-
2412MHz	Pass	PK	2.4154G	106.35	Inf	-Inf	30.55	3	Horizontal	156	2.25	-
2412MHz	Pass	AV	2.39G	48.23	54.00	-5.77	30.45	3	Vertical	106	2.54	-
2412MHz	Pass	AV	2.4164G	94.21	Inf	-Inf	30.55	3	Vertical	106	2.54	-
2412MHz	Pass	PK	2.39G	65.84	74.00	-8.16	30.45	3	Vertical	106	2.54	-
2412MHz	Pass	PK	2.4174G	104.89	Inf	-Inf	30.55	3	Vertical	106	2.54	-
2412MHz	Pass	AV	4.81194G	31.59	54.00	-22.41	2.07	3	Horizontal	324	1.01	-
2412MHz	Pass	PK	4.81224G	44.54	74.00	-29.46	2.07	3	Horizontal	324	1.01	-
2412MHz	Pass	AV	4.82424G	31.28	54.00	-22.72	2.11	3	Vertical	45	1.96	-
2412MHz	Pass	PK	4.81812G	44.03	74.00	-29.97	2.09	3	Vertical	45	1.96	-
2417MHz	Pass	AV	2.389998G	45.65	54.00	-8.35	30.45	3	Horizontal	147	2.22	-
2417MHz	Pass	AV	2.4134G	95.51	Inf	-Inf	30.54	3	Horizontal	147	2.22	-
2417MHz	Pass	AV	2.4846G	45.48	54.00	-8.52	30.79	3	Horizontal	147	2.22	-

Mode	Result	Type	Freq (Hz)	Level (dBuV/m)	Limit (dBuV/m)	Margin (dB)	Factor (dB)	Dist (m)	Condition	Azimuth (°)	Height (m)	Comments
2417MHz	Pass	PK	2.3886G	58.61	74.00	-15.39	30.45	3	Horizontal	147	2.22	-
2417MHz	Pass	PK	2.4122G	105.55	Inf	-Inf	30.53	3	Horizontal	147	2.22	-
2417MHz	Pass	PK	2.4934G	57.29	74.00	-16.71	30.83	3	Horizontal	147	2.22	-
2417MHz	Pass	AV	2.389998G	44.91	54.00	-9.09	30.45	3	Vertical	103	2.55	-
2417MHz	Pass	AV	2.4222G	93.80	Inf	-Inf	30.57	3	Vertical	103	2.55	-
2417MHz	Pass	AV	2.4978G	45.51	54.00	-8.49	30.84	3	Vertical	103	2.55	-
2417MHz	Pass	PK	2.3606G	58.49	74.00	-15.51	30.35	3	Vertical	103	2.55	-
2417MHz	Pass	PK	2.4122G	104.28	Inf	-Inf	30.53	3	Vertical	103	2.55	-
2417MHz	Pass	PK	2.4946G	58.25	74.00	-15.75	30.83	3	Vertical	103	2.55	-
2437MHz	Pass	AV	2.385G	44.96	54.00	-9.04	30.44	3	Horizontal	191	1.01	-
2437MHz	Pass	AV	2.4438G	98.42	Inf	-Inf	30.65	3	Horizontal	191	1.01	-
2437MHz	Pass	AV	2.483502G	46.80	54.00	-7.20	30.79	3	Horizontal	191	1.01	-
2437MHz	Pass	PK	2.3406G	57.67	74.00	-16.33	30.28	3	Horizontal	191	1.01	-
2437MHz	Pass	PK	2.4346G	108.27	Inf	-Inf	30.61	3	Horizontal	191	1.01	-
2437MHz	Pass	PK	2.4854G	59.79	74.00	-14.21	30.80	3	Horizontal	191	1.01	-
2437MHz	Pass	AV	2.3854G	44.57	54.00	-9.43	30.44	3	Vertical	35	1.11	-
2437MHz	Pass	AV	2.4442G	97.09	Inf	-Inf	30.65	3	Vertical	35	1.11	-
2437MHz	Pass	AV	2.4882G	46.26	54.00	-7.74	30.81	3	Vertical	35	1.11	-
2437MHz	Pass	PK	2.3474G	57.94	74.00	-16.06	30.31	3	Vertical	35	1.11	-
2437MHz	Pass	PK	2.4438G	107.29	Inf	-Inf	30.65	3	Vertical	35	1.11	-
2437MHz	Pass	PK	2.4838G	63.62	74.00	-10.38	30.79	3	Vertical	35	1.11	-
2437MHz	Pass	AV	4.86866G	32.12	54.00	-21.88	2.24	3	Horizontal	326	1.02	-
2437MHz	Pass	PK	4.8731G	45.23	74.00	-28.77	2.26	3	Horizontal	326	1.02	-
2437MHz	Pass	AV	4.87442G	31.87	54.00	-22.13	2.26	3	Vertical	225	2.19	-
2437MHz	Pass	PK	4.87286G	45.33	74.00	-28.67	2.26	3	Vertical	225	2.19	-
2457MHz	Pass	AV	2.3686G	44.49	54.00	-9.51	30.38	3	Horizontal	192	1.07	-
2457MHz	Pass	AV	2.4506G	99.05	Inf	-Inf	30.67	3	Horizontal	192	1.07	-
2457MHz	Pass	AV	2.483502G	53.85	54.00	-0.15	30.79	3	Horizontal	192	1.07	-
2457MHz	Pass	PK	2.3786G	57.02	74.00	-16.98	30.42	3	Horizontal	192	1.07	-
2457MHz	Pass	PK	2.4514G	108.90	Inf	-Inf	30.68	3	Horizontal	192	1.07	-
2457MHz	Pass	PK	2.4842G	68.41	74.00	-5.59	30.79	3	Horizontal	192	1.07	-
2457MHz	Pass	AV	2.3846G	44.40	54.00	-9.60	30.44	3	Vertical	131	2.00	-
2457MHz	Pass	AV	2.4506G	97.49	Inf	-Inf	30.67	3	Vertical	131	2.00	-
2457MHz	Pass	AV	2.483502G	53.46	54.00	-0.54	30.79	3	Vertical	131	2.00	-
2457MHz	Pass	PK	2.3878G	57.25	74.00	-16.75	30.45	3	Vertical	131	2.00	-
2457MHz	Pass	PK	2.4518G	108.07	Inf	-Inf	30.68	3	Vertical	131	2.00	-
2457MHz	Pass	PK	2.4838G	68.66	74.00	-5.34	30.79	3	Vertical	131	2.00	-
2462MHz	Pass	AV	2.4564G	96.37	Inf	-Inf	30.69	3	Horizontal	192	1.05	-
2462MHz	Pass	AV	2.4836G	52.14	54.00	-1.86	30.79	3	Horizontal	192	1.05	-
2462MHz	Pass	PK	2.4686G	107.23	Inf	-Inf	30.74	3	Horizontal	192	1.05	-
2462MHz	Pass	PK	2.4836G	72.85	74.00	-1.15	30.79	3	Horizontal	192	1.05	-
2462MHz	Pass	AV	2.4576G	96.21	Inf	-Inf	30.70	3	Vertical	118	2.01	-
2462MHz	Pass	AV	2.483502G	53.48	54.00	-0.52	30.79	3	Vertical	118	2.01	-
2462MHz	Pass	PK	2.457G	106.57	Inf	-Inf	30.70	3	Vertical	118	2.01	-
2462MHz	Pass	PK	2.4836G	73.81	74.00	-0.19	30.79	3	Vertical	118	2.01	-
2462MHz	Pass	AV	4.92484G	35.42	54.00	-18.58	2.42	3	Horizontal	286	2.31	-
2462MHz	Pass	PK	4.92514G	49.18	74.00	-24.82	2.42	3	Horizontal	286	2.31	-
2462MHz	Pass	AV	4.92388G	33.13	54.00	-20.87	2.41	3	Vertical	224	2.18	-
2462MHz	Pass	PK	4.92298G	45.77	74.00	-28.23	2.41	3	Vertical	224	2.18	-

RSE TX above 1GHz Result – Dipole Antenna

Mode	Result	Type	Freq (Hz)	Level (dBuV/m)	Limit (dBuV/m)	Margin (dB)	Factor (dB)	Dist (m)	Condition	Azimuth (°)	Height (m)	Comments
802.11n HT40_Nss1,(MCS0)_1TX(Port1)	-	-	-	-	-	-	-	-	-	-	-	-
2422MHz	Pass	AV	2.39G	52.33	54.00	-1.67	30.45	3	Horizontal	154	2.12	-
2422MHz	Pass	AV	2.416G	91.22	Inf	-Inf	30.55	3	Horizontal	154	2.12	-
2422MHz	Pass	AV	2.4868G	46.28	54.00	-7.72	30.80	3	Horizontal	154	2.12	-
2422MHz	Pass	PK	2.3892G	69.57	74.00	-4.43	30.45	3	Horizontal	154	2.12	-
2422MHz	Pass	PK	2.41G	102.43	Inf	-Inf	30.53	3	Horizontal	154	2.12	-
2422MHz	Pass	PK	2.4864G	58.35	74.00	-15.65	30.80	3	Horizontal	154	2.12	-
2422MHz	Pass	AV	2.3888G	49.01	54.00	-4.99	30.45	3	Vertical	107	2.55	-
2422MHz	Pass	AV	2.418G	90.27	Inf	-Inf	30.55	3	Vertical	107	2.55	-
2422MHz	Pass	AV	2.4844G	46.60	54.00	-7.40	30.79	3	Vertical	107	2.55	-
2422MHz	Pass	PK	2.3864G	66.16	74.00	-7.84	30.44	3	Vertical	107	2.55	-
2422MHz	Pass	PK	2.4316G	100.60	Inf	-Inf	30.60	3	Vertical	107	2.55	-
2422MHz	Pass	PK	2.4836G	59.79	74.00	-14.21	30.79	3	Vertical	107	2.55	-
2422MHz	Pass	AV	4.8302G	30.65	54.00	-23.35	2.12	3	Horizontal	292	2.16	-
2422MHz	Pass	PK	4.85654G	43.82	74.00	-30.18	2.21	3	Horizontal	292	2.16	-
2422MHz	Pass	AV	4.85786G	30.46	54.00	-23.54	2.21	3	Vertical	296	1.52	-
2422MHz	Pass	PK	4.83146G	43.85	74.00	-30.15	2.13	3	Vertical	296	1.52	-
2427MHz	Pass	AV	2.389998G	52.78	54.00	-1.22	30.45	3	Horizontal	191	1.00	-
2427MHz	Pass	AV	2.4382G	93.34	Inf	-Inf	30.63	3	Horizontal	191	1.00	-
2427MHz	Pass	AV	2.483502G	50.41	54.00	-3.59	30.79	3	Horizontal	191	1.00	-
2427MHz	Pass	PK	2.389G	69.10	74.00	-4.90	30.45	3	Horizontal	191	1.00	-
2427MHz	Pass	PK	2.4338G	104.55	Inf	-Inf	30.61	3	Horizontal	191	1.00	-
2427MHz	Pass	PK	2.4838G	64.17	74.00	-9.83	30.79	3	Horizontal	191	1.00	-
2427MHz	Pass	AV	2.389998G	50.96	54.00	-3.04	30.45	3	Vertical	103	2.32	-
2427MHz	Pass	AV	2.4398G	90.77	Inf	-Inf	30.63	3	Vertical	103	2.32	-
2427MHz	Pass	AV	2.483502G	48.38	54.00	-5.62	30.79	3	Vertical	103	2.32	-
2427MHz	Pass	PK	2.387G	68.38	74.00	-5.62	30.44	3	Vertical	103	2.32	-
2427MHz	Pass	PK	2.4406G	101.52	Inf	-Inf	30.64	3	Vertical	103	2.32	-
2427MHz	Pass	PK	2.483502G	61.95	74.00	-12.05	30.79	3	Vertical	103	2.32	-
2432MHz	Pass	AV	2.3896G	52.73	54.00	-1.27	30.45	3	Horizontal	193	1.01	-
2432MHz	Pass	AV	2.4452G	94.73	Inf	-Inf	30.65	3	Horizontal	193	1.01	-
2432MHz	Pass	AV	2.4836G	52.56	54.00	-1.44	30.79	3	Horizontal	193	1.01	-
2432MHz	Pass	PK	2.3896G	68.23	74.00	-5.77	30.45	3	Horizontal	193	1.01	-
2432MHz	Pass	PK	2.4452G	105.55	Inf	-Inf	30.65	3	Horizontal	193	1.01	-
2432MHz	Pass	PK	2.484G	66.25	74.00	-7.75	30.79	3	Horizontal	193	1.01	-
2432MHz	Pass	AV	2.39G	51.11	54.00	-2.89	30.45	3	Vertical	34	1.11	-
2432MHz	Pass	AV	2.446G	93.57	Inf	-Inf	30.66	3	Vertical	34	1.11	-
2432MHz	Pass	AV	2.4836G	52.09	54.00	-1.91	30.79	3	Vertical	34	1.11	-
2432MHz	Pass	PK	2.39G	66.92	74.00	-7.08	30.45	3	Vertical	34	1.11	-
2432MHz	Pass	PK	2.446G	104.74	Inf	-Inf	30.66	3	Vertical	34	1.11	-
2432MHz	Pass	PK	2.484G	64.93	74.00	-9.07	30.79	3	Vertical	34	1.11	-
2437MHz	Pass	AV	2.389998G	49.04	54.00	-4.96	30.45	3	Horizontal	194	1.07	-
2437MHz	Pass	AV	2.4486G	94.57	Inf	-Inf	30.66	3	Horizontal	194	1.07	-
2437MHz	Pass	AV	2.483502G	52.80	54.00	-1.20	30.79	3	Horizontal	194	1.07	-
2437MHz	Pass	PK	2.3894G	65.04	74.00	-8.96	30.45	3	Horizontal	194	1.07	-
2437MHz	Pass	PK	2.4474G	106.06	Inf	-Inf	30.66	3	Horizontal	194	1.07	-
2437MHz	Pass	PK	2.483502G	67.90	74.00	-6.10	30.79	3	Horizontal	194	1.07	-
2437MHz	Pass	AV	2.389998G	47.13	54.00	-6.87	30.45	3	Vertical	33	1.11	-
2437MHz	Pass	AV	2.4482G	93.79	Inf	-Inf	30.66	3	Vertical	33	1.11	-

RSE TX above 1GHz Result – Dipole Antenna

Mode	Result	Type	Freq (Hz)	Level (dBuV/m)	Limit (dBuV/m)	Margin (dB)	Factor (dB)	Dist (m)	Condition	Azimuth (°)	Height (m)	Comments
2437MHz	Pass	AV	2.483502G	53.54	54.00	-0.46	30.79	3	Vertical	33	1.11	-
2437MHz	Pass	PK	2.389G	59.18	74.00	-14.82	30.45	3	Vertical	33	1.11	-
2437MHz	Pass	PK	2.4506G	104.49	Inf	-Inf	30.67	3	Vertical	33	1.11	-
2437MHz	Pass	PK	2.483502G	68.08	74.00	-5.92	30.79	3	Vertical	33	1.11	-
2437MHz	Pass	AV	4.88636G	31.11	54.00	-22.89	2.30	3	Horizontal	290	2.13	-
2437MHz	Pass	PK	4.88612G	43.95	74.00	-30.05	2.30	3	Horizontal	290	2.13	-
2437MHz	Pass	AV	4.86746G	30.51	54.00	-23.49	2.24	3	Vertical	295	1.49	-
2437MHz	Pass	PK	4.87286G	43.10	74.00	-30.90	2.26	3	Vertical	295	1.49	-
2442MHz	Pass	AV	2.3896G	45.37	54.00	-8.63	30.45	3	Horizontal	192	1.05	-
2442MHz	Pass	AV	2.45G	93.41	Inf	-Inf	30.67	3	Horizontal	192	1.05	-
2442MHz	Pass	AV	2.4836G	51.29	54.00	-2.71	30.79	3	Horizontal	192	1.05	-
2442MHz	Pass	PK	2.3868G	57.16	74.00	-16.84	30.44	3	Horizontal	192	1.05	-
2442MHz	Pass	PK	2.4556G	104.05	Inf	-Inf	30.69	3	Horizontal	192	1.05	-
2442MHz	Pass	PK	2.4848G	66.48	74.00	-7.52	30.80	3	Horizontal	192	1.05	-
2442MHz	Pass	AV	2.39G	45.00	54.00	-9.00	30.45	3	Vertical	35	1.12	-
2442MHz	Pass	AV	2.4484G	91.82	Inf	-Inf	30.66	3	Vertical	35	1.12	-
2442MHz	Pass	AV	2.4836G	50.00	54.00	-4.00	30.79	3	Vertical	35	1.12	-
2442MHz	Pass	PK	2.3896G	57.22	74.00	-16.78	30.45	3	Vertical	35	1.12	-
2442MHz	Pass	PK	2.4528G	102.83	Inf	-Inf	30.68	3	Vertical	35	1.12	-
2442MHz	Pass	PK	2.4844G	64.69	74.00	-9.31	30.79	3	Vertical	35	1.12	-
2447MHz	Pass	AV	2.389G	44.13	54.00	-9.87	30.45	3	Horizontal	191	1.05	-
2447MHz	Pass	AV	2.4502G	86.40	Inf	-Inf	30.67	3	Horizontal	191	1.05	-
2447MHz	Pass	AV	2.483502G	48.86	54.00	-5.14	30.79	3	Horizontal	191	1.05	-
2447MHz	Pass	PK	2.3846G	57.54	74.00	-16.46	30.44	3	Horizontal	191	1.05	-
2447MHz	Pass	PK	2.4538G	102.75	Inf	-Inf	30.68	3	Horizontal	191	1.05	-
2447MHz	Pass	PK	2.4846G	69.48	74.00	-4.52	30.79	3	Horizontal	191	1.05	-
2447MHz	Pass	AV	2.387G	44.49	54.00	-9.51	30.44	3	Vertical	32	1.13	-
2447MHz	Pass	AV	2.4498G	90.88	Inf	-Inf	30.67	3	Vertical	32	1.13	-
2447MHz	Pass	AV	2.483502G	49.23	54.00	-4.77	30.79	3	Vertical	32	1.13	-
2447MHz	Pass	PK	2.389G	58.40	74.00	-15.60	30.45	3	Vertical	32	1.13	-
2447MHz	Pass	PK	2.4538G	101.80	Inf	-Inf	30.68	3	Vertical	32	1.13	-
2447MHz	Pass	PK	2.483502G	65.22	74.00	-8.78	30.79	3	Vertical	32	1.13	-
2452MHz	Pass	AV	2.3872G	44.47	54.00	-9.53	30.45	3	Horizontal	193	1.04	-
2452MHz	Pass	AV	2.4484G	92.27	Inf	-Inf	30.66	3	Horizontal	193	1.04	-
2452MHz	Pass	AV	2.4836G	51.67	54.00	-2.33	30.79	3	Horizontal	193	1.04	-
2452MHz	Pass	PK	2.3836G	57.18	74.00	-16.82	30.43	3	Horizontal	193	1.04	-
2452MHz	Pass	PK	2.4492G	102.88	Inf	-Inf	30.67	3	Horizontal	193	1.04	-
2452MHz	Pass	PK	2.4836G	70.69	74.00	-3.31	30.79	3	Horizontal	193	1.04	-
2452MHz	Pass	AV	2.39G	44.31	54.00	-9.69	30.45	3	Vertical	117	1.30	-
2452MHz	Pass	AV	2.4604G	90.81	Inf	-Inf	30.71	3	Vertical	117	1.30	-
2452MHz	Pass	AV	2.4836G	50.73	54.00	-3.27	30.79	3	Vertical	117	1.30	-
2452MHz	Pass	PK	2.3584G	56.79	74.00	-17.21	30.34	3	Vertical	117	1.30	-
2452MHz	Pass	PK	2.458G	101.56	Inf	-Inf	30.70	3	Vertical	117	1.30	-
2452MHz	Pass	PK	2.4848G	71.18	74.00	-2.82	30.80	3	Vertical	117	1.30	-
2452MHz	Pass	AV	4.91714G	32.28	54.00	-21.72	2.39	3	Horizontal	292	2.16	-
2452MHz	Pass	PK	4.89626G	45.29	74.00	-28.71	2.33	3	Horizontal	292	2.16	-
2452MHz	Pass	AV	4.84472G	30.42	54.00	-23.58	2.17	3	Vertical	297	1.50	-
2452MHz	Pass	PK	4.8362G	43.23	74.00	-30.77	2.14	3	Vertical	297	1.50	-

802.11b_Nss1,(1Mbps)_1TX(Port1)

2412MHz_TX

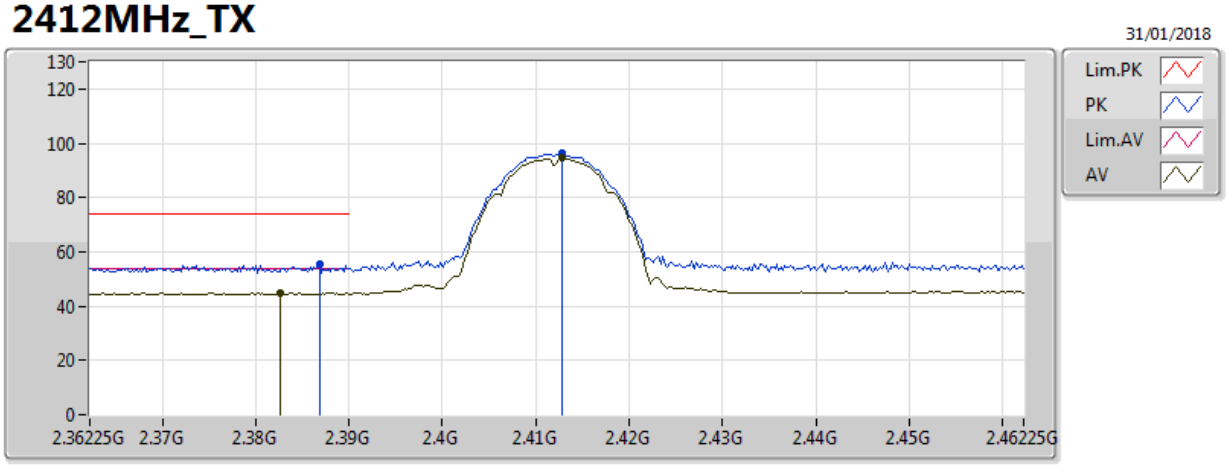

Type	Freq	Level	Limit	Margin	Factor	Dist	Condition	Azimuth	Height	Comments	Raw	AF	CL	PA
	(Hz)	(dBuV/m)	(dBuV/m)	(dB)	(dB)	(m)		(°)	(m)		(dBuV)	(dB)	(dB)	(dB)
AV	2.38265G	44.71	54.00	-9.29	30.95	3	Vertical	360	3.65	-	13.76	26.97	3.98	-
AV	2.41285G	94.45	Inf	-Inf	31.07	3	Vertical	360	3.65	-	63.39	27.06	4.01	-
PK	2.38685G	55.42	74.00	-18.58	30.97	3	Vertical	360	3.65	-	24.45	26.98	3.99	-
PK	2.41285G	96.24	Inf	-Inf	31.07	3	Vertical	360	3.65	-	65.17	27.06	4.01	-

802.11b_Nss1,(1Mbps)_1TX(Port1)

2412MHz_TX

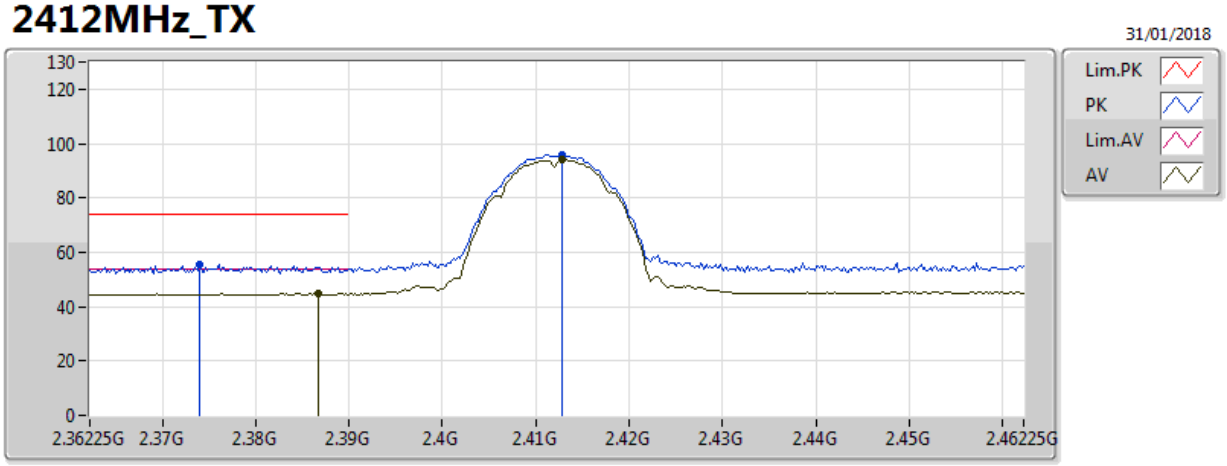

Type	Freq	Level	Limit	Margin	Factor	Dist	Condition	Azimuth	Height	Comments	Raw	AF	CL	PA
	(Hz)	(dBuV/m)	(dBuV/m)	(dB)	(dB)	(m)		(°)	(m)		(dBuV)	(dB)	(dB)	(dB)
AV	2.38665G	44.69	54.00	-9.31	30.97	3	Horizontal	139	3.69	-	13.72	26.98	3.99	-
AV	2.41285G	94.18	Inf	-Inf	31.07	3	Horizontal	139	3.69	-	63.11	27.06	4.01	-
PK	2.37405G	55.44	74.00	-18.56	30.92	3	Horizontal	139	3.69	-	24.52	26.95	3.97	-
PK	2.41285G	96.00	Inf	-Inf	31.07	3	Horizontal	139	3.69	-	64.93	27.06	4.01	-

802.11b_Nss1,(1Mbps)_1TX(Port1)

2412MHz_TX

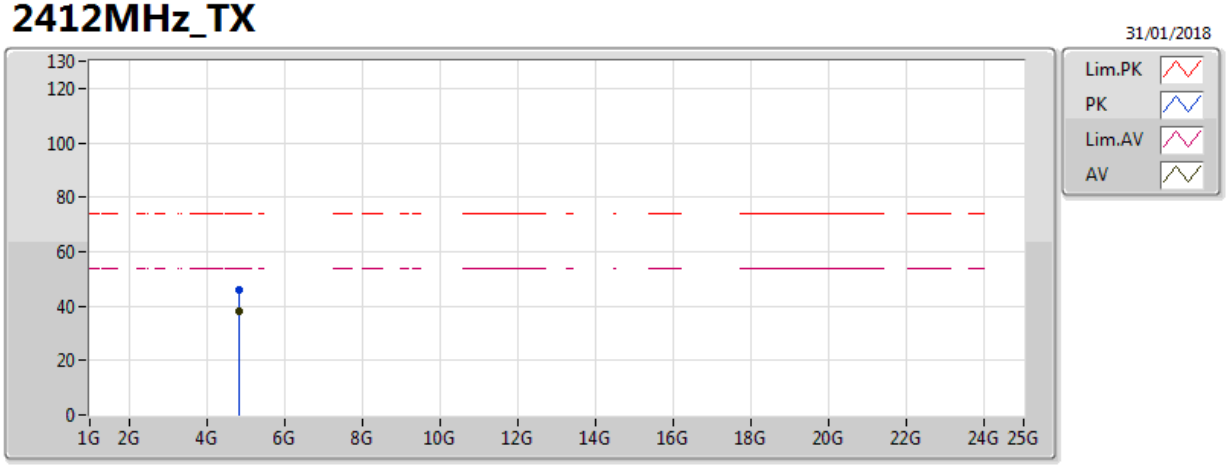

Type	Freq	Level	Limit	Margin	Factor	Dist	Condition	Azimuth	Height	Comments	Raw	AF	CL	PA
	(Hz)	(dBuV/m)	(dBuV/m)	(dB)	(dB)	(m)		(°)	(m)		(dBuV)	(dB)	(dB)	(dB)
AV	4.8239G	38.19	54.00	-15.81	5.89	3	Vertical	313	2.18	-	32.30	31.22	4.52	29.85
PK	4.82382G	46.15	74.00	-27.85	5.89	3	Vertical	313	2.18	-	40.26	31.22	4.52	29.85

802.11b_Nss1,(1Mbps)_1TX(Port1)

2412MHz_TX

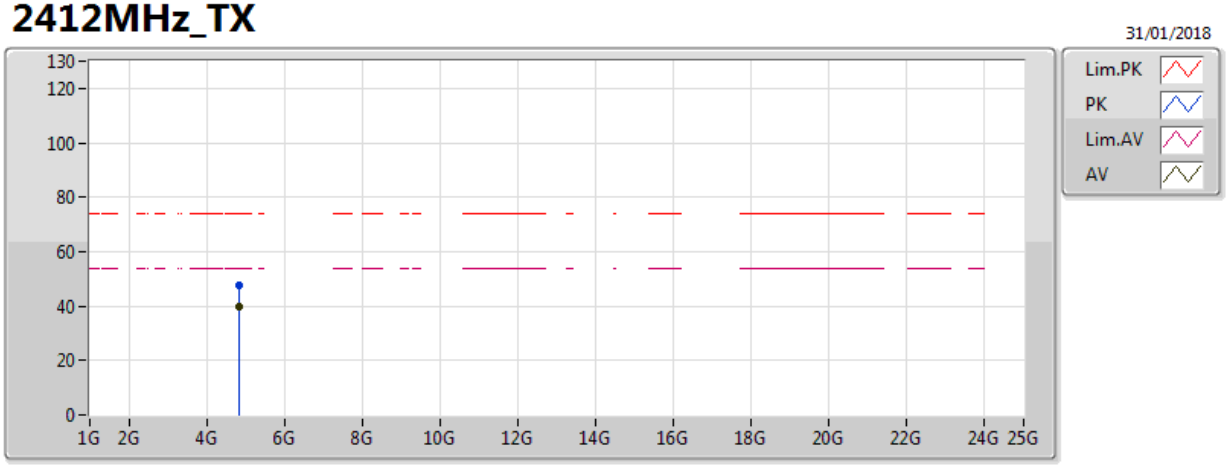

Type	Freq	Level	Limit	Margin	Factor	Dist	Condition	Azimuth	Height	Comments	Raw	AF	CL	PA
	(Hz)	(dBuV/m)	(dBuV/m)	(dB)	(dB)	(m)		(°)	(m)		(dBuV)	(dB)	(dB)	(dB)
AV	4.82398G	40.06	54.00	-13.94	5.90	3	Horizontal	359	2.21	-	34.16	31.22	4.52	29.85
PK	4.82388G	47.48	74.00	-26.52	5.89	3	Horizontal	359	2.21	-	41.59	31.22	4.52	29.85

802.11b_Nss1,(1Mbps)_1TX(Port1)

2437MHz_TX

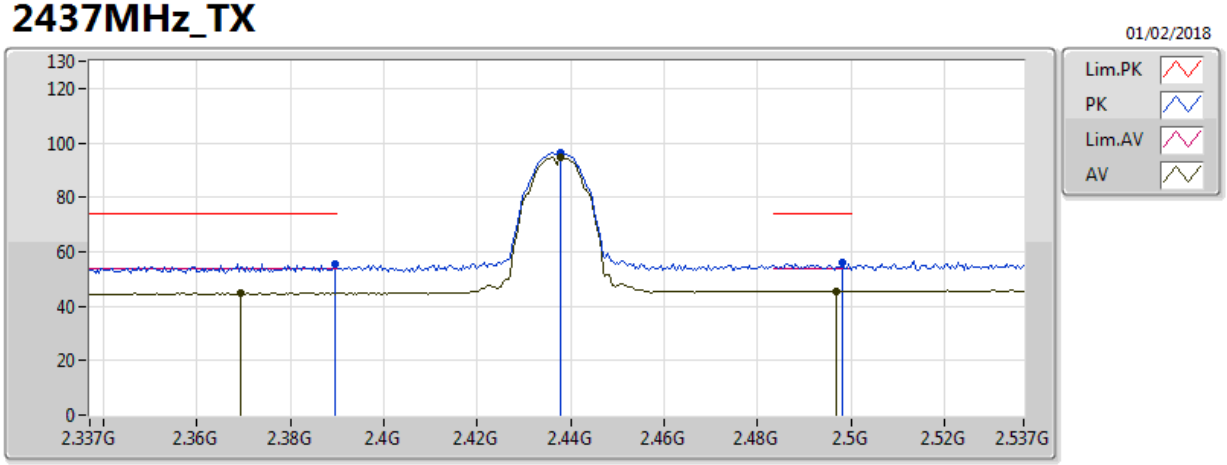

Type	Freq	Level	Limit	Margin	Factor	Dist	Condition	Azimuth	Height	Comments	Raw	AF	CL	PA
	(Hz)	(dBuV/m)	(dBuV/m)	(dB)	(dB)	(m)		(°)	(m)		(dBuV)	(dB)	(dB)	(dB)
AV	2.3694G	44.78	54.00	-9.22	30.90	3	Vertical	41	3.69	-	13.87	26.93	3.97	-
AV	2.4378G	94.70	Inf	-Inf	31.16	3	Vertical	41	3.69	-	63.54	27.13	4.03	-
AV	2.497G	45.50	54.00	-8.50	31.38	3	Vertical	41	3.69	-	14.12	27.29	4.09	-
PK	2.3894G	55.55	74.00	-18.45	30.98	3	Vertical	41	3.69	-	24.57	26.99	3.99	-
PK	2.4378G	96.56	Inf	-Inf	31.16	3	Vertical	41	3.69	-	65.40	27.13	4.03	-
PK	2.4982G	56.07	74.00	-17.93	31.38	3	Vertical	41	3.69	-	24.69	27.29	4.09	-

802.11b_Nss1,(1Mbps)_1TX(Port1)

2437MHz_TX

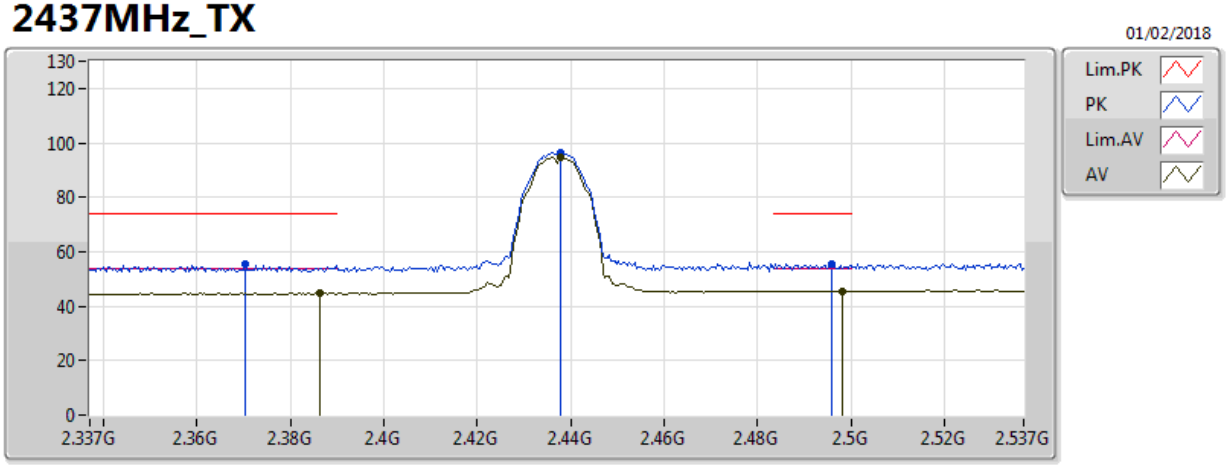

Type	Freq	Level	Limit	Margin	Factor	Dist	Condition	Azimuth	Height	Comments	Raw	AF	CL	PA
	(Hz)	(dBuV/m)	(dBuV/m)	(dB)	(dB)	(m)		(°)	(m)		(dBuV)	(dB)	(dB)	(dB)
AV	2.3862G	44.73	54.00	-9.27	30.97	3	Horizontal	142	3.69	-	13.76	26.98	3.99	-
AV	2.4378G	94.64	Inf	-Inf	31.16	3	Horizontal	142	3.69	-	63.48	27.13	4.03	-
AV	2.4982G	45.52	54.00	-8.48	31.38	3	Horizontal	142	3.69	-	14.13	27.29	4.09	-
PK	2.3702G	55.74	74.00	-18.26	30.91	3	Horizontal	142	3.69	-	24.83	26.94	3.97	-
PK	2.4378G	96.55	Inf	-Inf	31.16	3	Horizontal	142	3.69	-	65.39	27.13	4.03	-
PK	2.4958G	55.73	74.00	-18.27	31.37	3	Horizontal	142	3.69	-	24.36	27.29	4.09	-

802.11b_Nss1,(1Mbps)_1TX(Port1)

2437MHz_TX

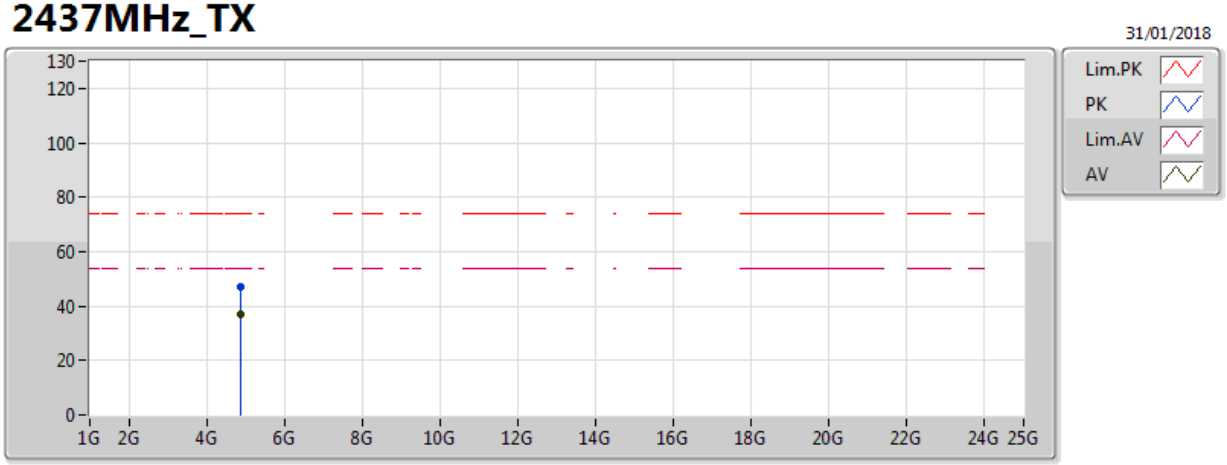

Type	Freq	Level	Limit	Margin	Factor	Dist	Condition	Azimuth	Height	Comments	Raw	AF	CL	PA
	(Hz)	(dBuV/m)	(dBuV/m)	(dB)	(dB)	(m)		(°)	(m)		(dBuV)	(dB)	(dB)	(dB)
AV	4.87394G	36.99	54.00	-17.01	6.01	3	Vertical	129	1.94	-	30.98	31.30	4.55	29.84
PK	4.87392G	46.89	74.00	-27.11	6.01	3	Vertical	129	1.94	-	40.88	31.30	4.55	29.84

802.11b_Nss1,(1Mbps)_1TX(Port1)

2437MHz_TX

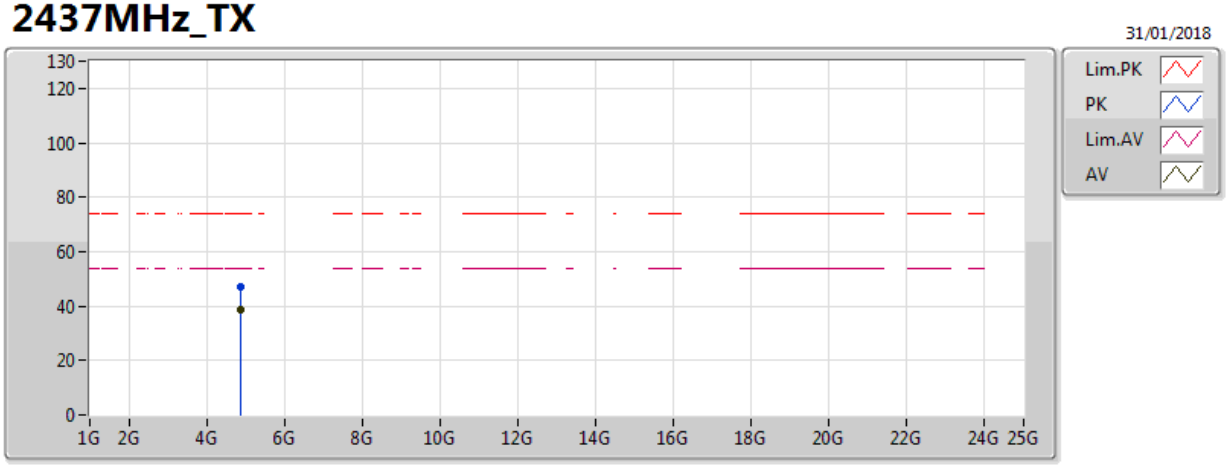

Type	Freq	Level	Limit	Margin	Factor	Dist	Condition	Azimuth	Height	Comments	Raw	AF	CL	PA
	(Hz)	(dBuV/m)	(dBuV/m)	(dB)	(dB)	(m)		(°)	(m)		(dBuV)	(dB)	(dB)	(dB)
AV	4.87402G	38.65	54.00	-15.35	6.01	3	Horizontal	57	1.12	-	32.64	31.30	4.55	29.84
PK	4.87402G	46.84	74.00	-27.16	6.01	3	Horizontal	57	1.12	-	40.83	31.30	4.55	29.84

802.11b_Nss1,(1Mbps)_1TX(Port1)

2462MHz_TX

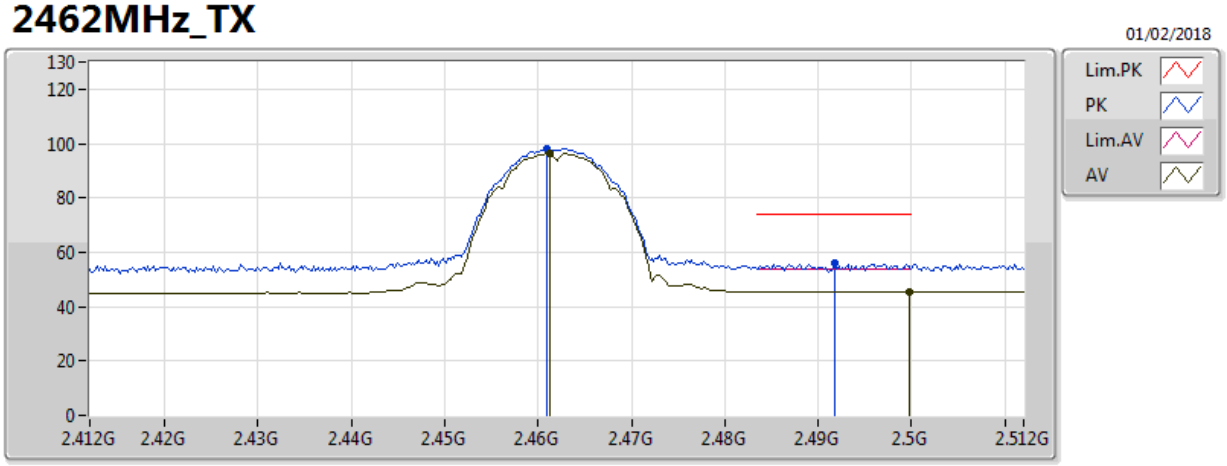

Type	Freq	Level	Limit	Margin	Factor	Dist	Condition	Azimuth	Height	Comments	Raw	AF	CL	PA
	(Hz)	(dBuV/m)	(dBuV/m)	(dB)	(dB)	(m)		(°)	(m)		(dBuV)	(dB)	(dB)	(dB)
AV	2.4612G	96.33	Inf	-Inf	31.25	3	Vertical	48	3.69	-	65.08	27.19	4.06	-
AV	2.4998G	45.53	54.00	-8.47	31.39	3	Vertical	48	3.69	-	14.14	27.30	4.09	-
PK	2.461G	98.14	Inf	-Inf	31.25	3	Vertical	48	3.69	-	66.90	27.19	4.05	-
PK	2.4918G	55.79	74.00	-18.21	31.36	3	Vertical	48	3.69	-	24.43	27.28	4.08	-

802.11b_Nss1,(1Mbps)_1TX(Port1)

2462MHz_TX

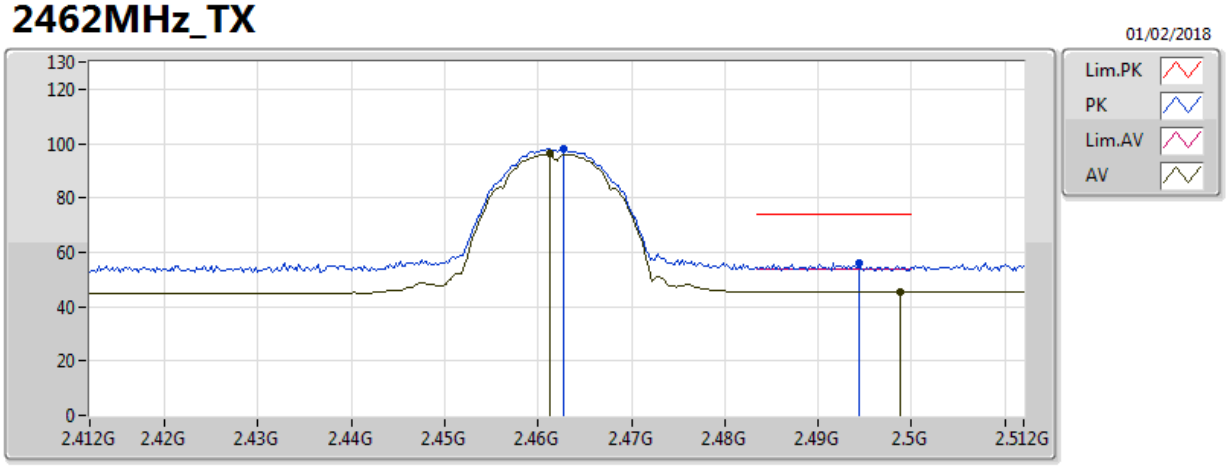

Type	Freq	Level	Limit	Margin	Factor	Dist	Condition	Azimuth	Height	Comments	Raw	AF	CL	PA
	(Hz)	(dBuV/m)	(dBuV/m)	(dB)	(dB)	(m)		(°)	(m)		(dBuV)	(dB)	(dB)	(dB)
AV	2.4612G	96.11	Inf	-Inf	31.25	3	Horizontal	143	3.69	-	64.86	27.19	4.06	-
AV	2.4988G	45.58	54.00	-8.42	31.39	3	Horizontal	143	3.69	-	14.20	27.30	4.09	-
PK	2.4628G	97.96	Inf	-Inf	31.25	3	Horizontal	143	3.69	-	66.70	27.20	4.06	-
PK	2.4944G	55.96	74.00	-18.04	31.37	3	Horizontal	143	3.69	-	24.59	27.28	4.08	-

802.11b_Nss1,(1Mbps)_1TX(Port1)

2462MHz_TX

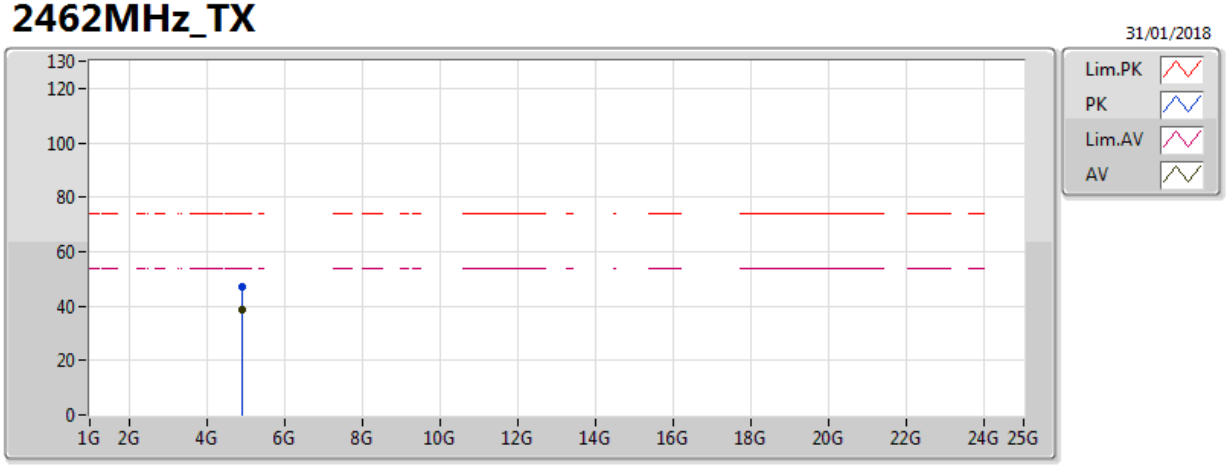

Type	Freq	Level	Limit	Margin	Factor	Dist	Condition	Azimuth	Height	Comments	Raw	AF	CL	PA
	(Hz)	(dBuV/m)	(dBuV/m)	(dB)	(dB)	(m)		(°)	(m)		(dBuV)	(dB)	(dB)	(dB)
AV	4.924G	38.58	54.00	-15.42	6.13	3	Vertical	125	1.62	-	32.46	31.38	4.57	29.83
PK	4.9241G	46.87	74.00	-27.13	6.13	3	Vertical	125	1.62	-	40.75	31.38	4.57	29.83

802.11b_Nss1,(1Mbps)_1TX(Port1)

2462MHz_TX

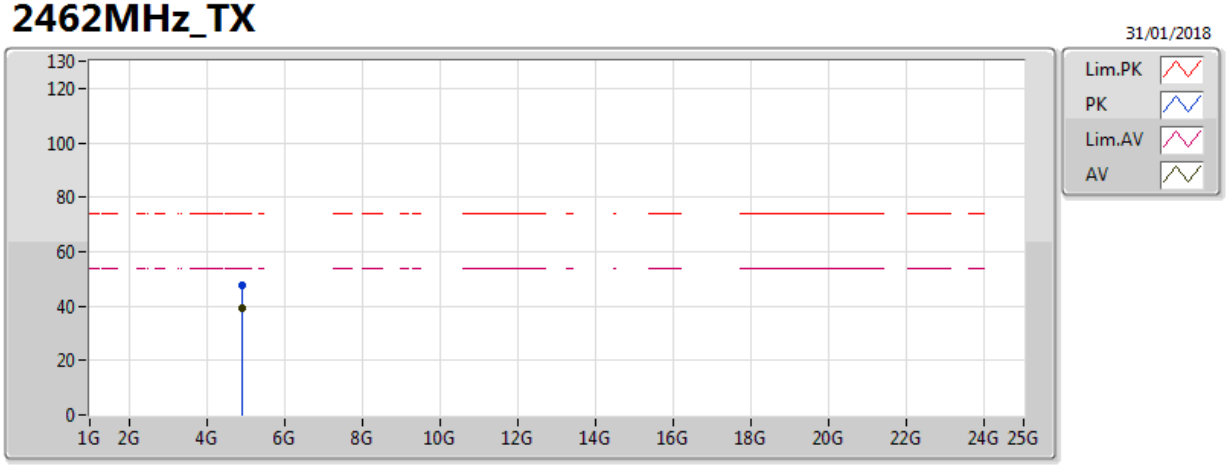

Type	Freq	Level	Limit	Margin	Factor	Dist	Condition	Azimuth	Height	Comments	Raw	AF	CL	PA
	(Hz)	(dBuV/m)	(dBuV/m)	(dB)	(dB)	(m)		(°)	(m)		(dBuV)	(dB)	(dB)	(dB)
AV	4.924G	39.50	54.00	-14.50	6.13	3	Horizontal	0	1.17	-	33.38	31.38	4.57	29.83
PK	4.9238G	47.48	74.00	-26.52	6.12	3	Horizontal	0	1.17	-	41.36	31.38	4.57	29.83

802.11g_Nss1,(6Mbps)_1TX(Port1)

2412MHz_TX

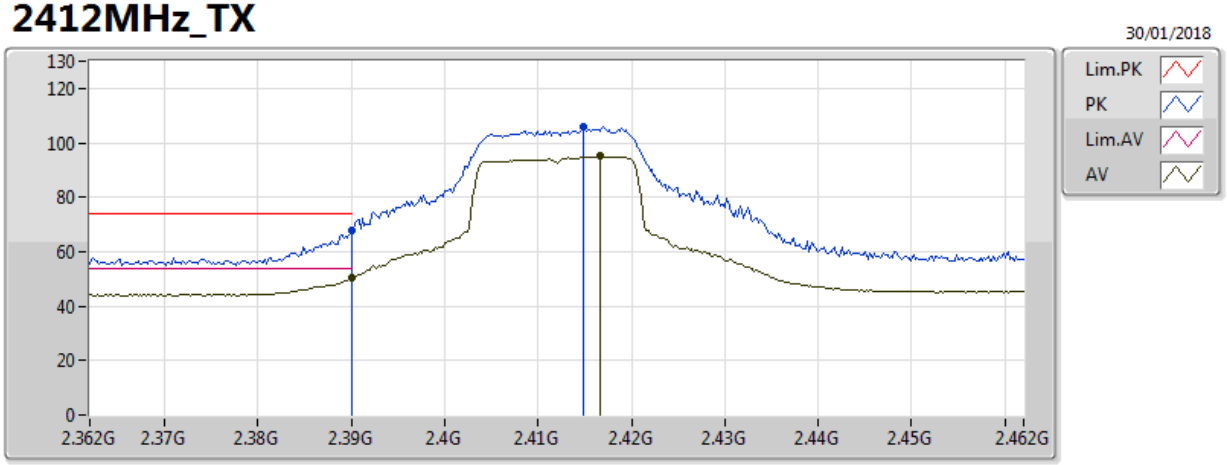

Type	Freq	Level	Limit	Margin	Factor	Dist	Condition	Azimuth	Height	Comments	Raw	AF	CL	PA
	(Hz)	(dBuV/m)	(dBuV/m)	(dB)	(dB)	(m)		(°)	(m)		(dBuV)	(dB)	(dB)	(dB)
AV	2.39G	50.43	54.00	-3.57	30.45	3	Vertical	30	1.34	-	19.97	27.21	3.24	-
AV	2.4166G	95.05	Inf	-Inf	30.55	3	Vertical	30	1.34	-	64.50	27.28	3.27	-
PK	2.39G	67.60	74.00	-6.40	30.45	3	Vertical	30	1.34	-	37.14	27.21	3.24	-
PK	2.4148G	105.99	Inf	-Inf	30.54	3	Vertical	30	1.34	-	75.44	27.28	3.26	-

802.11g_Nss1,(6Mbps)_1TX(Port1)

2412MHz_TX

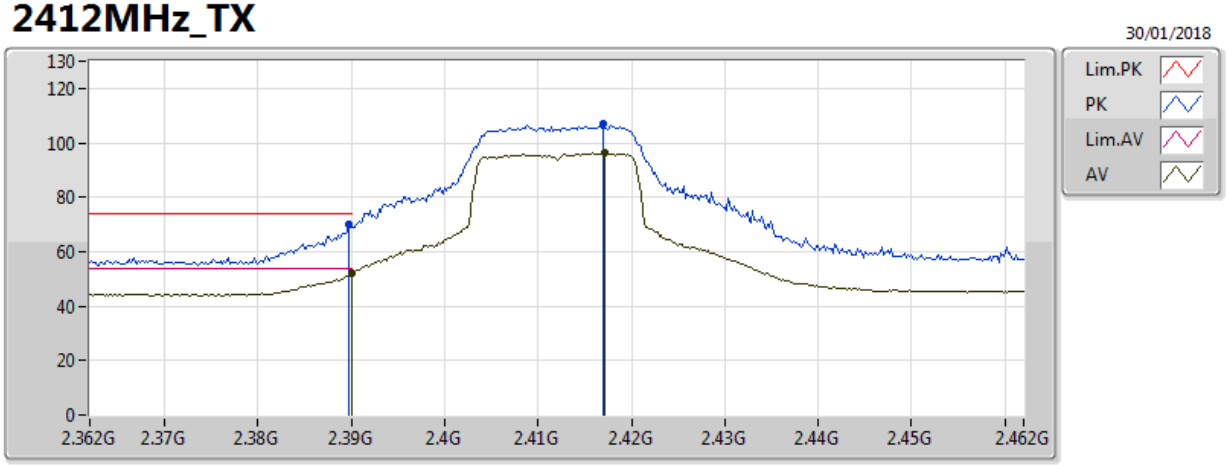

Type	Freq	Level	Limit	Margin	Factor	Dist	Condition	Azimuth	Height	Comments	Raw	AF	CL	PA
	(Hz)	(dBuV/m)	(dBuV/m)	(dB)	(dB)	(m)		(°)	(m)		(dBuV)	(dB)	(dB)	(dB)
AV	2.39G	51.85	54.00	-2.15	30.45	3	Horizontal	155	2.27	-	21.40	27.21	3.24	-
AV	2.4172G	96.30	Inf	-Inf	30.55	3	Horizontal	155	2.27	-	65.75	27.28	3.27	-
PK	2.3898G	70.27	74.00	-3.73	30.45	3	Horizontal	155	2.27	-	39.82	27.21	3.24	-
PK	2.417G	107.03	Inf	-Inf	30.55	3	Horizontal	155	2.27	-	76.48	27.28	3.27	-

802.11g_Nss1,(6Mbps)_1TX(Port1)

2412MHz_TX

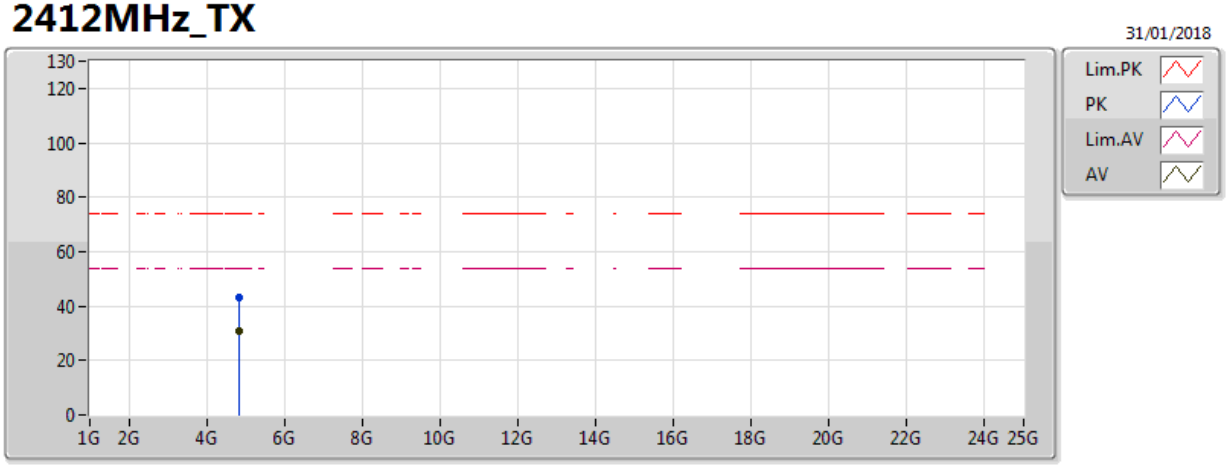

Type	Freq	Level	Limit	Margin	Factor	Dist	Condition	Azimuth	Height	Comments	Raw	AF	CL	PA
	(Hz)	(dBuV/m)	(dBuV/m)	(dB)	(dB)	(m)		(°)	(m)		(dBuV)	(dB)	(dB)	(dB)
AV	4.82586G	30.59	54.00	-23.41	2.11	3	Vertical	26	1.50	-	28.48	31.29	5.41	34.58
PK	4.82628G	43.41	74.00	-30.59	2.11	3	Vertical	26	1.50	-	41.30	31.29	5.41	34.58

802.11g_Nss1,(6Mbps)_1TX(Port1)

2412MHz_TX

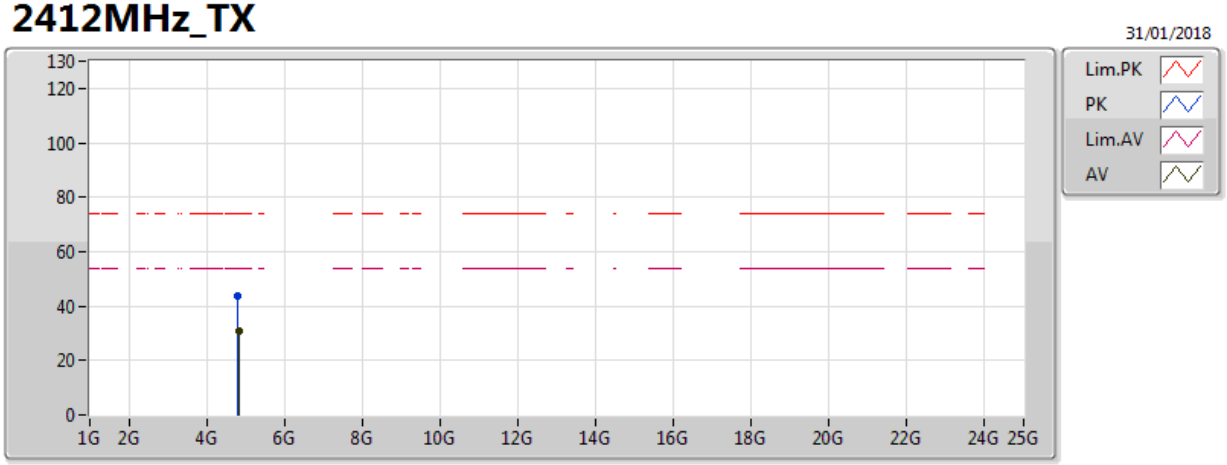

Type	Freq	Level	Limit	Margin	Factor	Dist	Condition	Azimuth	Height	Comments	Raw	AF	CL	PA
	(Hz)	(dBuV/m)	(dBuV/m)	(dB)	(dB)	(m)		(°)	(m)		(dBuV)	(dB)	(dB)	(dB)
AV	4.83846G	30.82	54.00	-23.18	2.15	3	Horizontal	355	1.50	-	28.67	31.31	5.42	34.58
PK	4.81044G	43.58	74.00	-30.42	2.06	3	Horizontal	355	1.50	-	41.51	31.26	5.39	34.59

802.11g_Nss1,(6Mbps)_1TX(Port1)

2417MHz_TX

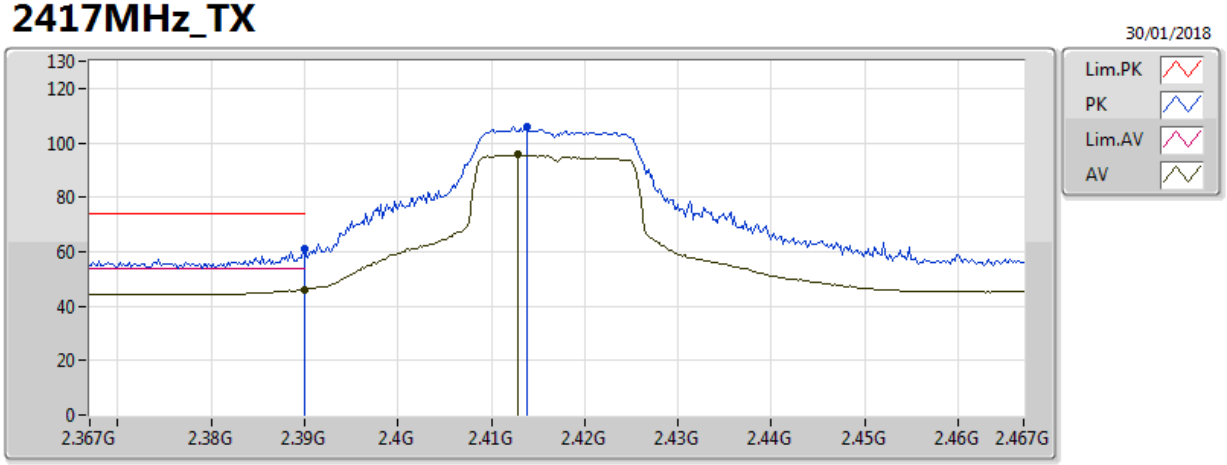

Type	Freq	Level	Limit	Margin	Factor	Dist	Condition	Azimuth	Height	Comments	Raw	AF	CL	PA
	(Hz)	(dBuV/m)	(dBuV/m)	(dB)	(dB)	(m)		(°)	(m)		(dBuV)	(dB)	(dB)	(dB)
AV	2.39G	46.19	54.00	-7.81	30.45	3	Vertical	33	1.46	-	15.73	27.21	3.24	-
AV	2.4128G	95.68	Inf	-Inf	30.54	3	Vertical	33	1.46	-	65.14	27.27	3.26	-
PK	2.39G	61.05	74.00	-12.95	30.45	3	Vertical	33	1.46	-	30.59	27.21	3.24	-
PK	2.4138G	105.66	Inf	-Inf	30.54	3	Vertical	33	1.46	-	75.12	27.28	3.26	-

802.11g_Nss1,(6Mbps)_1TX(Port1)

2417MHz_TX

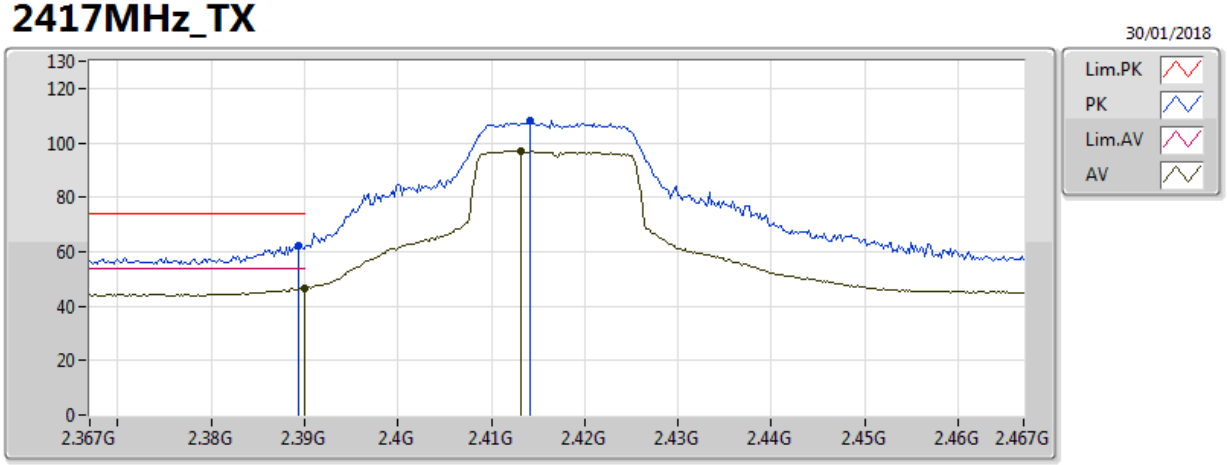

Type	Freq	Level	Limit	Margin	Factor	Dist	Condition	Azimuth	Height	Comments	Raw	AF	CL	PA
	(Hz)	(dBuV/m)	(dBuV/m)	(dB)	(dB)	(m)		(°)	(m)		(dBuV)	(dB)	(dB)	(dB)
AV	2.39G	46.64	54.00	-7.36	30.45	3	Horizontal	147	2.12	-	16.19	27.21	3.24	-
AV	2.4132G	97.04	Inf	-Inf	30.54	3	Horizontal	147	2.12	-	66.50	27.27	3.26	-
PK	2.3894G	62.18	74.00	-11.82	30.45	3	Horizontal	147	2.12	-	31.73	27.21	3.24	-
PK	2.4142G	107.97	Inf	-Inf	30.54	3	Horizontal	147	2.12	-	77.42	27.28	3.26	-

802.11g_Nss1,(6Mbps)_1TX(Port1)

2422MHz_TX

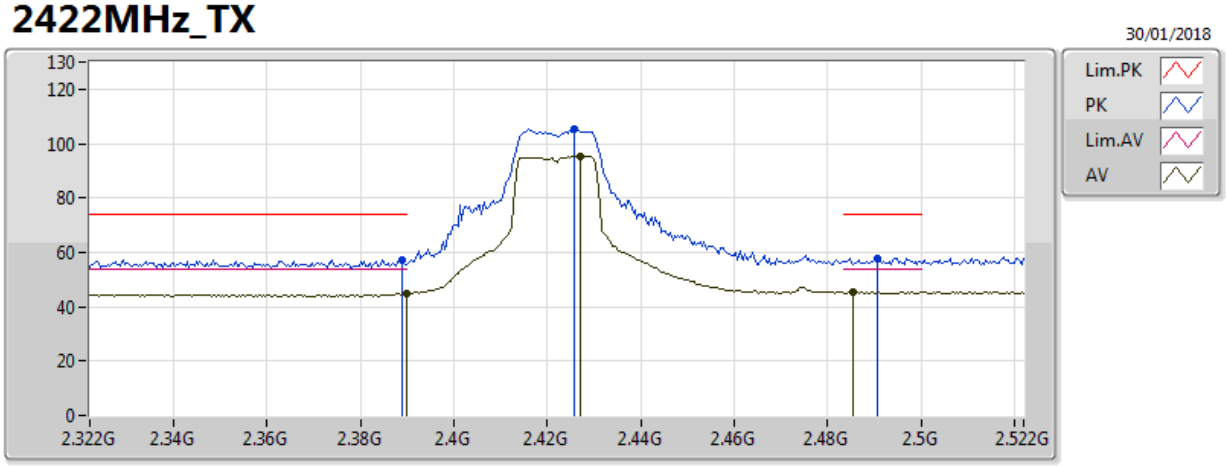

Type	Freq	Level	Limit	Margin	Factor	Dist	Condition	Azimuth	Height	Comments	Raw	AF	CL	PA
	(Hz)	(dBuV/m)	(dBuV/m)	(dB)	(dB)	(m)		(°)	(m)		(dBuV)	(dB)	(dB)	(dB)
AV	2.39G	44.70	54.00	-9.30	30.45	3	Vertical	28	1.38	-	14.25	27.21	3.24	-
AV	2.4272G	95.51	Inf	-Inf	30.59	3	Vertical	28	1.38	-	64.92	27.31	3.28	-
AV	2.4856G	45.49	54.00	-8.51	30.80	3	Vertical	28	1.38	-	14.69	27.46	3.34	-
PK	2.3888G	57.35	74.00	-16.65	30.45	3	Vertical	28	1.38	-	26.89	27.21	3.24	-
PK	2.4256G	105.19	Inf	-Inf	30.58	3	Vertical	28	1.38	-	74.61	27.31	3.28	-
PK	2.4908G	57.72	74.00	-16.28	30.82	3	Vertical	28	1.38	-	26.91	27.48	3.34	-

802.11g_Nss1,(6Mbps)_1TX(Port1)

2422MHz_TX

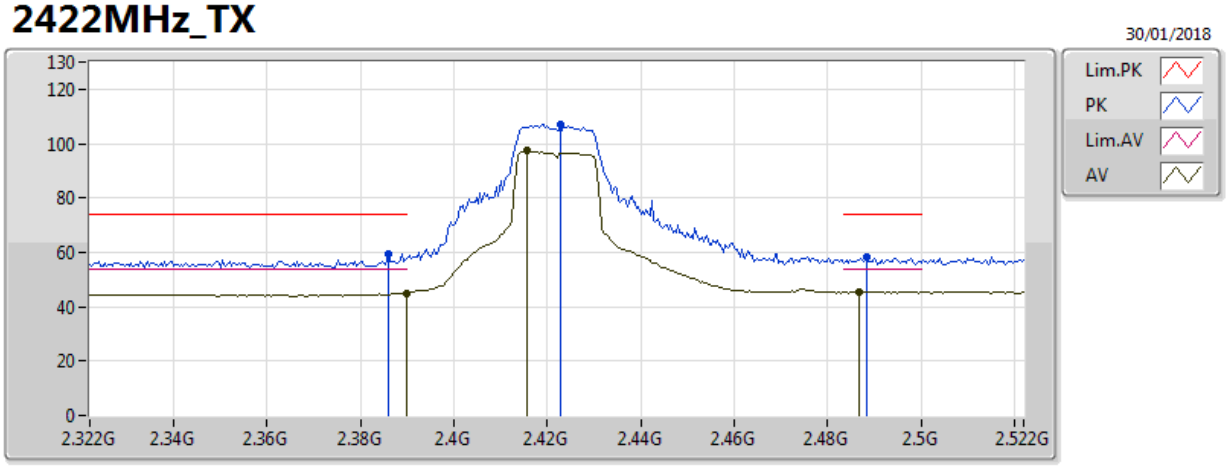

Type	Freq	Level	Limit	Margin	Factor	Dist	Condition	Azimuth	Height	Comments	Raw	AF	CL	PA
	(Hz)	(dBuV/m)	(dBuV/m)	(dB)	(dB)	(m)		(°)	(m)		(dBuV)	(dB)	(dB)	(dB)
AV	2.39G	45.01	54.00	-8.99	30.45	3	Horizontal	150	2.24	-	14.56	27.21	3.24	-
AV	2.4156G	97.22	Inf	-Inf	30.55	3	Horizontal	150	2.24	-	66.67	27.28	3.27	-
AV	2.4868G	45.48	54.00	-8.52	30.80	3	Horizontal	150	2.24	-	14.67	27.47	3.34	-
PK	2.386G	59.41	74.00	-14.59	30.44	3	Horizontal	150	2.24	-	28.97	27.20	3.24	-
PK	2.4228G	107.01	Inf	-Inf	30.57	3	Horizontal	150	2.24	-	76.44	27.30	3.27	-
PK	2.4884G	58.03	74.00	-15.97	30.81	3	Horizontal	150	2.24	-	27.23	27.47	3.34	-

802.11g_Nss1,(6Mbps)_1TX(Port1)

2437MHz_TX

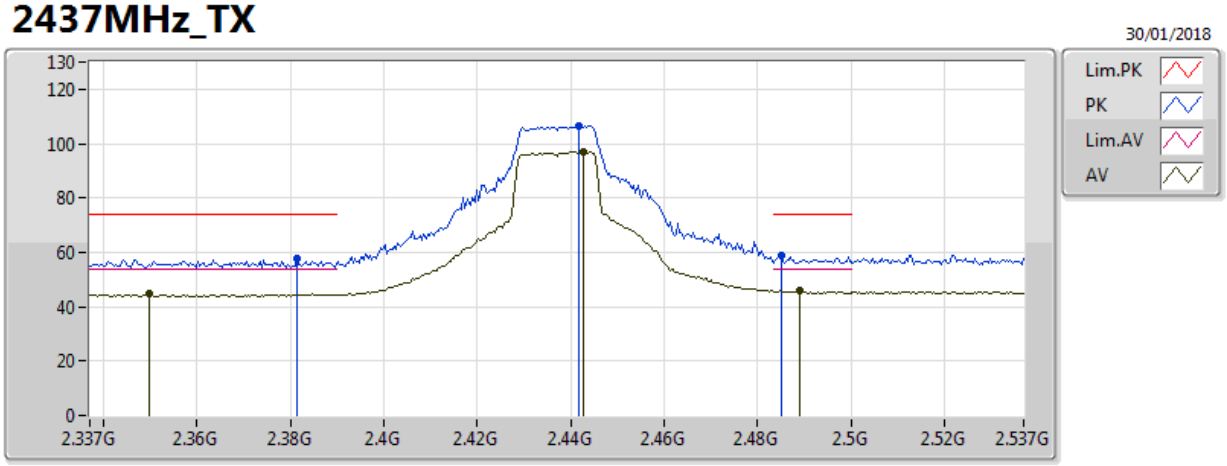

Type	Freq	Level	Limit	Margin	Factor	Dist	Condition	Azimuth	Height	Comments	Raw	AF	CL	PA
	(Hz)	(dBuV/m)	(dBuV/m)	(dB)	(dB)	(m)		(°)	(m)		(dBuV)	(dB)	(dB)	(dB)
AV	2.3498G	44.60	54.00	-9.40	30.31	3	Vertical	29	1.24	-	14.28	27.11	3.20	-
AV	2.4426G	97.12	Inf	-Inf	30.64	3	Vertical	29	1.24	-	66.47	27.35	3.29	-
AV	2.489G	45.72	54.00	-8.28	30.81	3	Vertical	29	1.24	-	14.91	27.47	3.34	-
PK	2.3814G	57.80	74.00	-16.20	30.42	3	Vertical	29	1.24	-	27.37	27.19	3.23	-
PK	2.4418G	106.61	Inf	-Inf	30.64	3	Vertical	29	1.24	-	75.97	27.35	3.29	-
PK	2.485G	58.58	74.00	-15.42	30.80	3	Vertical	29	1.24	-	27.79	27.46	3.33	-

802.11g_Nss1,(6Mbps)_1TX(Port1)

2437MHz_TX

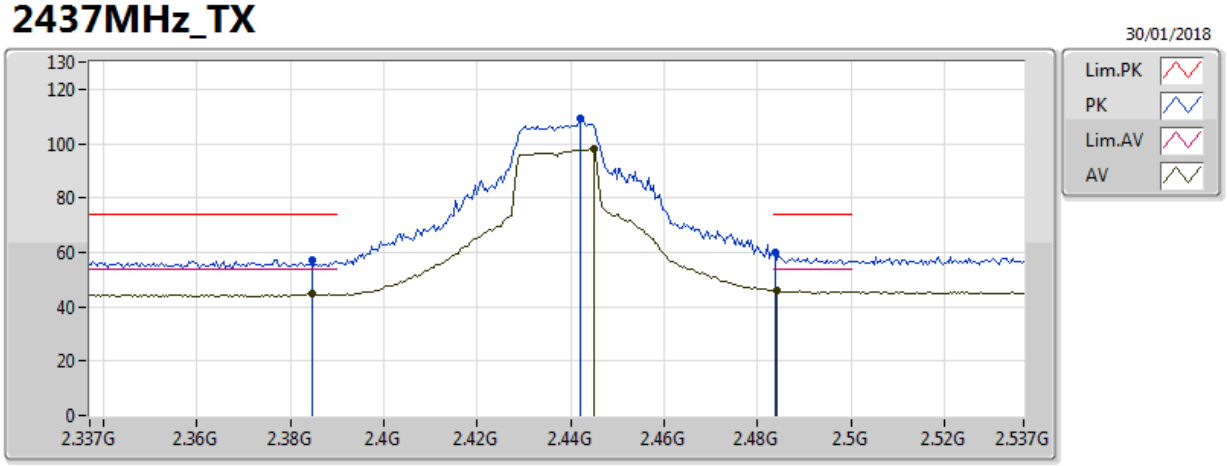

Type	Freq	Level	Limit	Margin	Factor	Dist	Condition	Azimuth	Height	Comments	Raw	AF	CL	PA
	(Hz)	(dBuV/m)	(dBuV/m)	(dB)	(dB)	(m)		(°)	(m)		(dBuV)	(dB)	(dB)	(dB)
AV	2.3846G	44.79	54.00	-9.21	30.44	3	Horizontal	191	1.05	-	14.36	27.20	3.24	-
AV	2.445G	97.88	Inf	-Inf	30.65	3	Horizontal	191	1.05	-	67.23	27.36	3.29	-
AV	2.4842G	45.85	54.00	-8.15	30.79	3	Horizontal	191	1.05	-	15.05	27.46	3.33	-
PK	2.3846G	57.09	74.00	-16.91	30.44	3	Horizontal	191	1.05	-	26.66	27.20	3.24	-
PK	2.4422G	109.00	Inf	-Inf	30.64	3	Horizontal	191	1.05	-	78.36	27.35	3.29	-
PK	2.4838G	60.10	74.00	-13.90	30.79	3	Horizontal	191	1.05	-	29.31	27.46	3.33	-

802.11g_Nss1,(6Mbps)_1TX(Port1)

2437MHz_TX

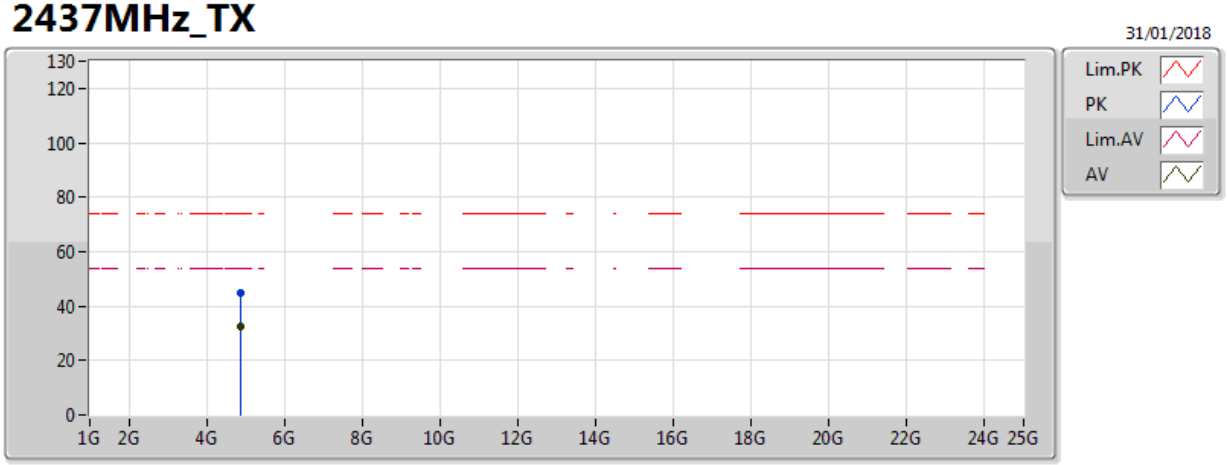

Type	Freq	Level	Limit	Margin	Factor	Dist	Condition	Azimuth	Height	Comments	Raw	AF	CL	PA
	(Hz)	(dBuV/m)	(dBuV/m)	(dB)	(dB)	(m)		(°)	(m)		(dBuV)	(dB)	(dB)	(dB)
AV	4.87418G	32.46	54.00	-21.54	2.26	3	Vertical	273	1.56	-	30.20	31.37	5.46	34.58
PK	4.87412G	45.00	74.00	-29.00	2.26	3	Vertical	273	1.56	-	42.74	31.37	5.46	34.58

802.11g_Nss1,(6Mbps)_1TX(Port1)

2437MHz_TX

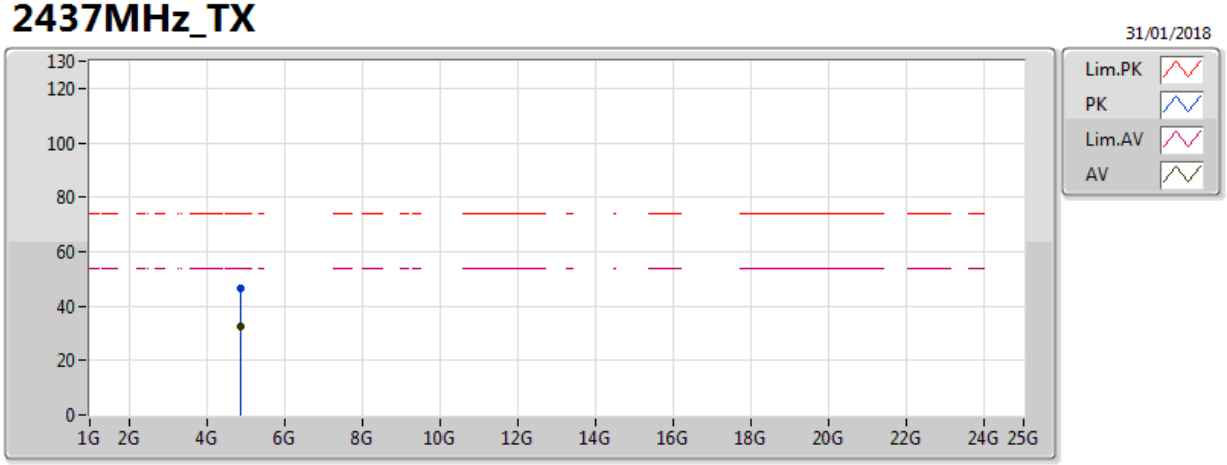

Type	Freq	Level	Limit	Margin	Factor	Dist	Condition	Azimuth	Height	Comments	Raw	AF	CL	PA
	(Hz)	(dBuV/m)	(dBuV/m)	(dB)	(dB)	(m)		(°)	(m)		(dBuV)	(dB)	(dB)	(dB)
AV	4.87466G	32.68	54.00	-21.32	2.26	3	Horizontal	339	1.92	-	30.42	31.37	5.46	34.58
PK	4.8758G	46.54	74.00	-27.46	2.26	3	Horizontal	339	1.92	-	44.28	31.38	5.46	34.57

802.11g_Nss1,(6Mbps)_1TX(Port1)

2447MHz_TX

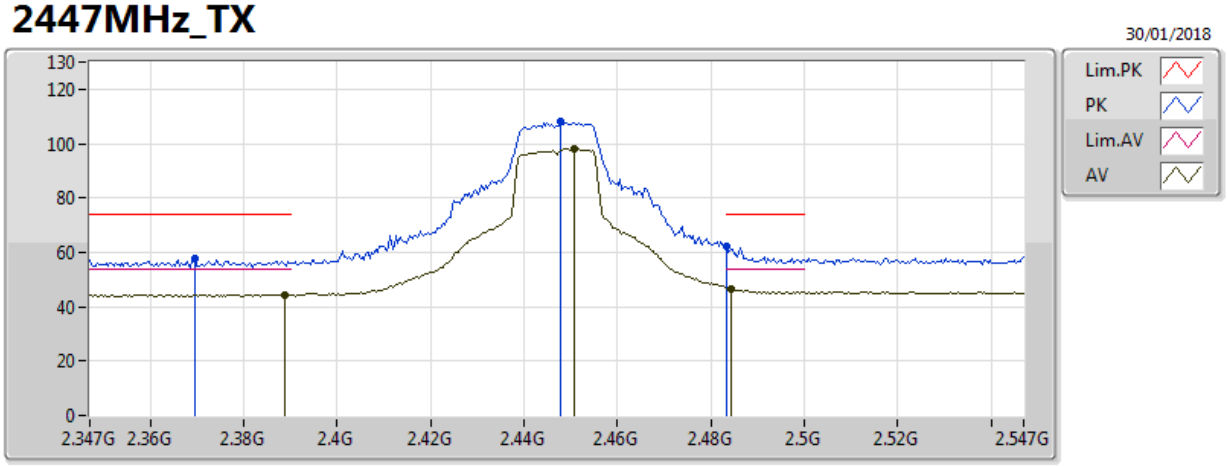

Type	Freq	Level	Limit	Margin	Factor	Dist	Condition	Azimuth	Height	Comments	Raw	AF	CL	PA
	(Hz)	(dBuV/m)	(dBuV/m)	(dB)	(dB)	(m)		(°)	(m)		(dBuV)	(dB)	(dB)	(dB)
AV	2.3886G	44.41	54.00	-9.59	30.45	3	Vertical	35	1.09	-	13.96	27.21	3.24	-
AV	2.4506G	98.10	Inf	-Inf	30.67	3	Vertical	35	1.09	-	67.42	27.37	3.30	-
AV	2.4842G	46.73	54.00	-7.27	30.79	3	Vertical	35	1.09	-	15.93	27.46	3.33	-
PK	2.3694G	57.66	74.00	-16.34	30.38	3	Vertical	35	1.09	-	27.27	27.16	3.22	-
PK	2.4478G	108.01	Inf	-Inf	30.66	3	Vertical	35	1.09	-	77.34	27.36	3.30	-
PK	2.483502G	61.95	74.00	-12.05	30.79	3	Vertical	35	1.09	-	31.16	27.46	3.33	-

802.11g_Nss1,(6Mbps)_1TX(Port1)

2447MHz_TX

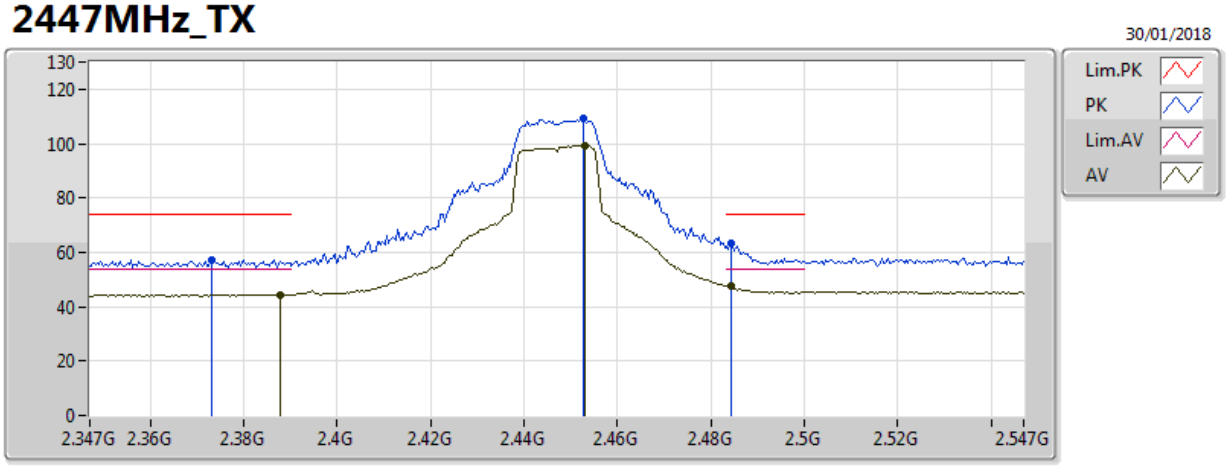

Type	Freq	Level	Limit	Margin	Factor	Dist	Condition	Azimuth	Height	Comments	Raw	AF	CL	PA
	(Hz)	(dBuV/m)	(dBuV/m)	(dB)	(dB)	(m)		(°)	(m)		(dBuV)	(dB)	(dB)	(dB)
AV	2.3878G	44.53	54.00	-9.47	30.45	3	Horizontal	192	1.05	-	14.08	27.21	3.24	-
AV	2.453G	99.07	Inf	-Inf	30.68	3	Horizontal	192	1.05	-	68.39	27.38	3.30	-
AV	2.4842G	47.37	54.00	-6.63	30.79	3	Horizontal	192	1.05	-	16.57	27.46	3.33	-
PK	2.373G	57.42	74.00	-16.58	30.40	3	Horizontal	192	1.05	-	27.02	27.17	3.23	-
PK	2.4526G	109.34	Inf	-Inf	30.68	3	Horizontal	192	1.05	-	78.66	27.38	3.30	-
PK	2.4842G	63.13	74.00	-10.87	30.79	3	Horizontal	192	1.05	-	32.33	27.46	3.33	-

802.11g_Nss1,(6Mbps)_1TX(Port1)

2452MHz_TX

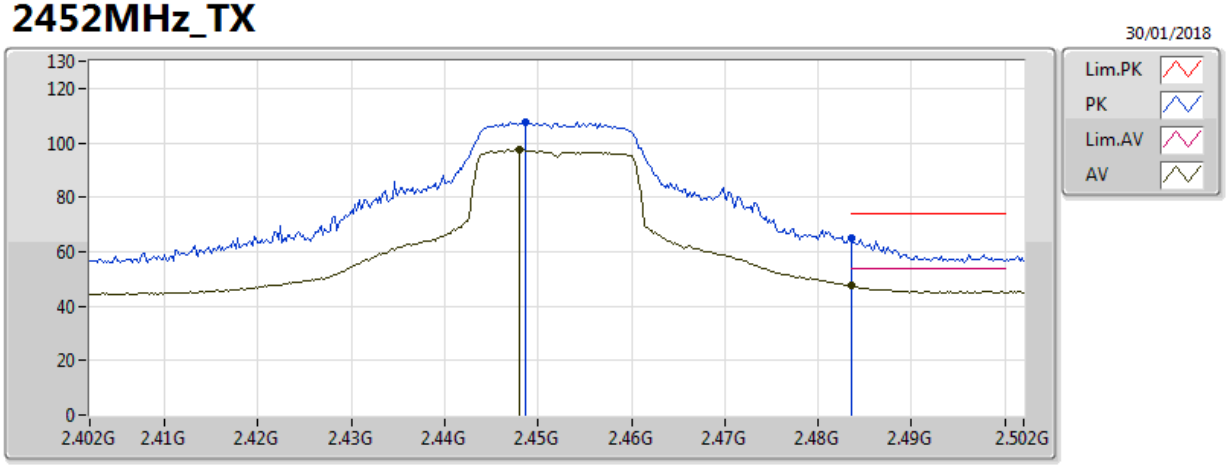

Type	Freq	Level	Limit	Margin	Factor	Dist	Condition	Azimuth	Height	Comments	Raw	AF	CL	PA
	(Hz)	(dBuV/m)	(dBuV/m)	(dB)	(dB)	(m)		(°)	(m)		(dBuV)	(dB)	(dB)	(dB)
AV	2.44801G	97.34	Inf	-Inf	30.66	3	Vertical	31	1.12	-	66.67	27.36	3.30	-
AV	2.483502G	47.44	54.00	-6.56	30.79	3	Vertical	31	1.12	-	16.65	27.46	3.33	-
PK	2.4486G	107.83	Inf	-Inf	30.66	3	Vertical	31	1.12	-	77.16	27.37	3.30	-
PK	2.4836G	64.78	74.00	-9.22	30.79	3	Vertical	31	1.12	-	33.98	27.46	3.33	-

802.11g_Nss1,(6Mbps)_1TX(Port1)

2452MHz_TX

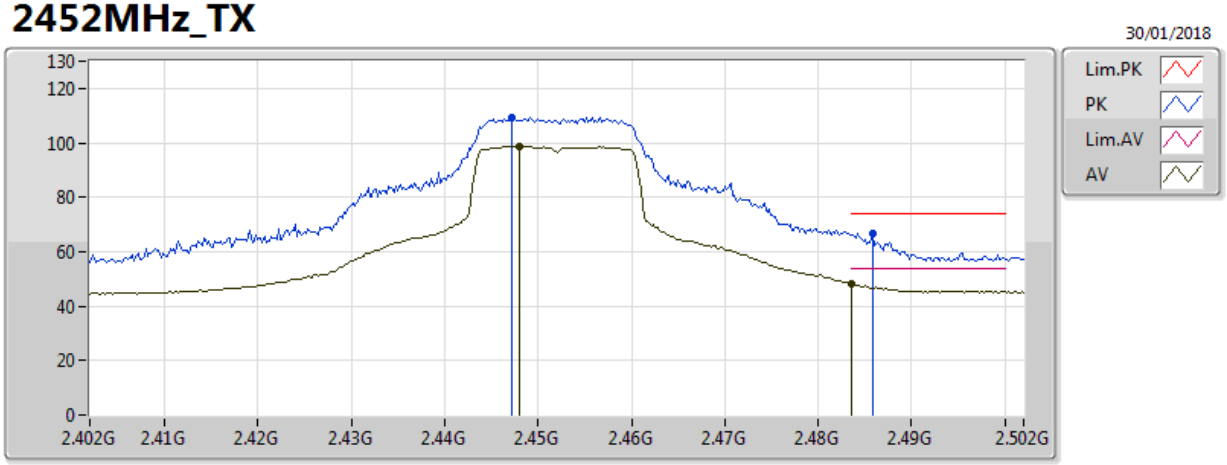

Type	Freq	Level	Limit	Margin	Factor	Dist	Condition	Azimuth	Height	Comments	Raw	AF	CL	PA
	(Hz)	(dBuV/m)	(dBuV/m)	(dB)	(dB)	(m)		(°)	(m)		(dBuV)	(dB)	(dB)	(dB)
AV	2.448G	98.74	Inf	-Inf	30.66	3	Horizontal	191	1.05	-	68.08	27.36	3.30	-
AV	2.483502G	48.26	54.00	-5.74	30.79	3	Horizontal	191	1.05	-	17.47	27.46	3.33	-
PK	2.4472G	109.43	Inf	-Inf	30.66	3	Horizontal	191	1.05	-	78.77	27.36	3.30	-
PK	2.4858G	66.88	74.00	-7.12	30.80	3	Horizontal	191	1.05	-	36.08	27.46	3.34	-

802.11g_Nss1,(6Mbps)_1TX(Port1)

2457MHz_TX

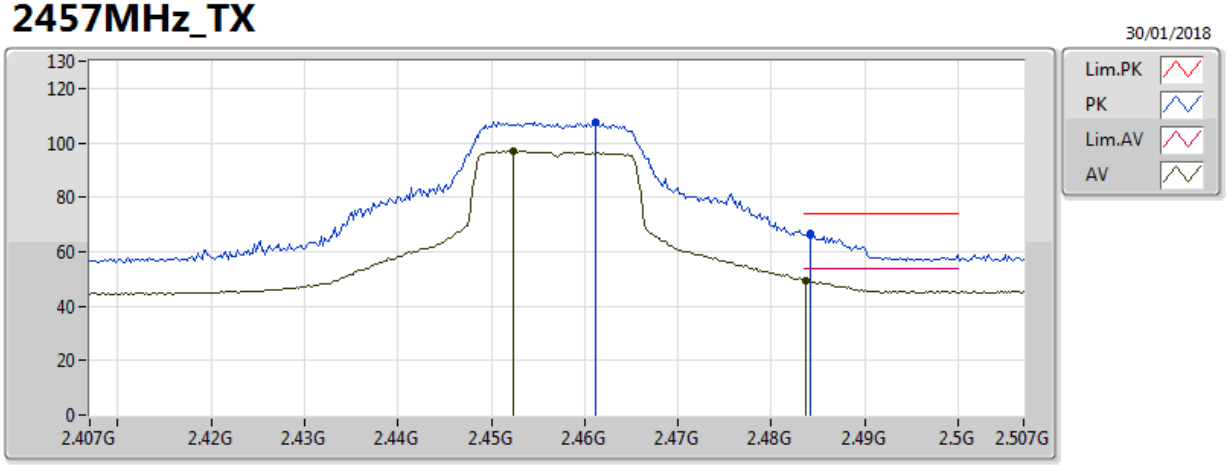

Type	Freq	Level	Limit	Margin	Factor	Dist	Condition	Azimuth	Height	Comments	Raw	AF	CL	PA
	(Hz)	(dBuV/m)	(dBuV/m)	(dB)	(dB)	(m)		(°)	(m)		(dBuV)	(dB)	(dB)	(dB)
AV	2.4524G	97.00	Inf	-Inf	30.68	3	Vertical	118	2.00	-	66.32	27.38	3.30	-
AV	2.4836G	49.55	54.00	-4.45	30.79	3	Vertical	118	2.00	-	18.76	27.46	3.33	-
PK	2.4612G	107.76	Inf	-Inf	30.71	3	Vertical	118	2.00	-	77.05	27.40	3.31	-
PK	2.4842G	66.44	74.00	-7.56	30.79	3	Vertical	118	2.00	-	35.65	27.46	3.33	-

802.11g_Nss1,(6Mbps)_1TX(Port1)

2457MHz_TX

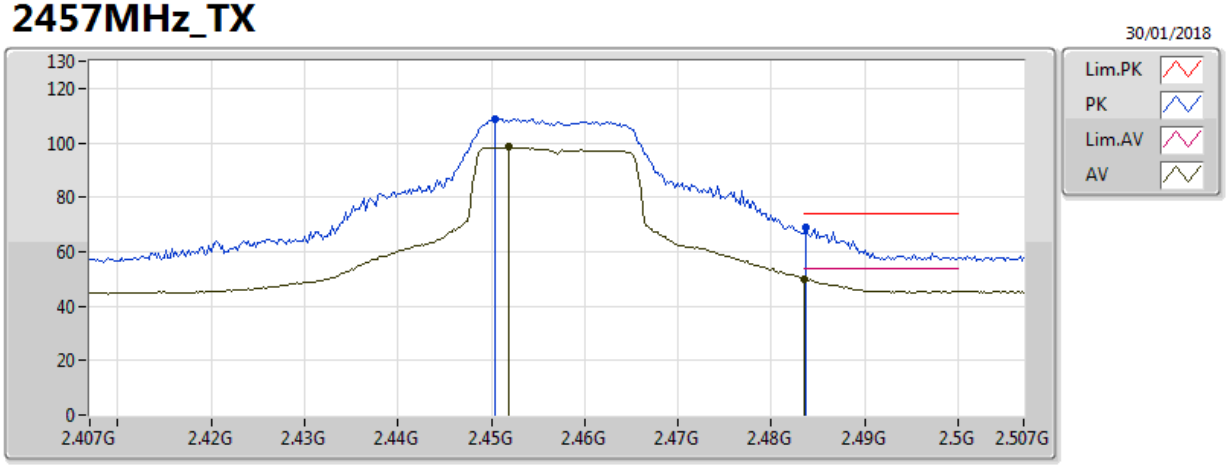

Type	Freq	Level	Limit	Margin	Factor	Dist	Condition	Azimuth	Height	Comments	Raw	AF	CL	PA
	(Hz)	(dBuV/m)	(dBuV/m)	(dB)	(dB)	(m)		(°)	(m)		(dBuV)	(dB)	(dB)	(dB)
AV	2.4518G	98.40	Inf	-Inf	30.68	3	Horizontal	192	1.07	-	67.72	27.37	3.30	-
AV	2.483502G	50.12	54.00	-3.88	30.79	3	Horizontal	192	1.07	-	19.33	27.46	3.33	-
PK	2.4504G	108.92	Inf	-Inf	30.67	3	Horizontal	192	1.07	-	78.25	27.37	3.30	-
PK	2.4836G	69.16	74.00	-4.84	30.79	3	Horizontal	192	1.07	-	38.37	27.46	3.33	-

802.11g_Nss1,(6Mbps)_1TX(Port1)

2462MHz_TX

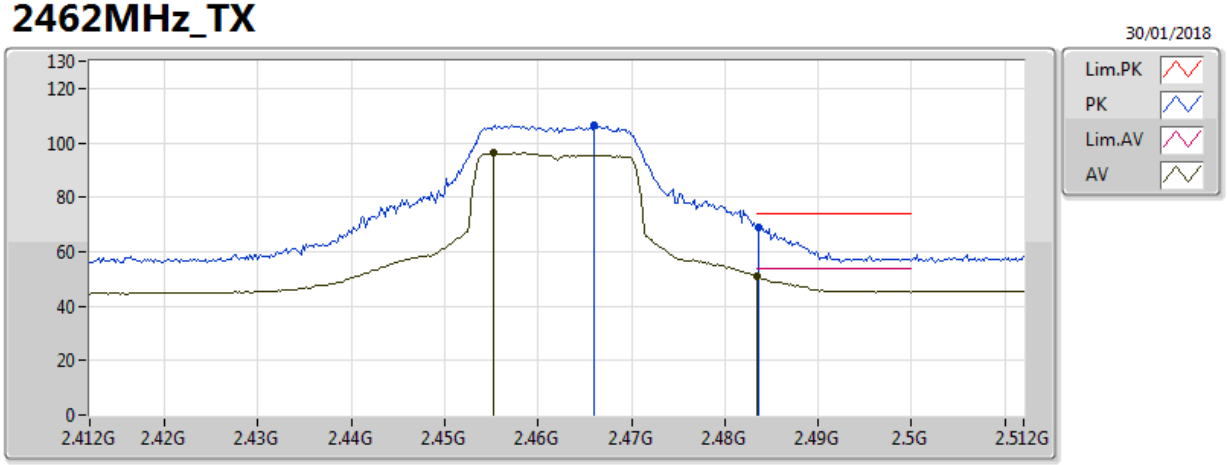

Type	Freq	Level	Limit	Margin	Factor	Dist	Condition	Azimuth	Height	Comments	Raw	AF	CL	PA
	(Hz)	(dBuV/m)	(dBuV/m)	(dB)	(dB)	(m)		(°)	(m)		(dBuV)	(dB)	(dB)	(dB)
AV	2.4552G	96.18	Inf	-Inf	30.69	3	Vertical	119	2.02	-	65.49	27.38	3.31	-
AV	2.483502G	50.90	54.00	-3.10	30.79	3	Vertical	119	2.02	-	20.11	27.46	3.33	-
PK	2.466G	106.30	Inf	-Inf	30.73	3	Vertical	119	2.02	-	75.57	27.41	3.32	-
PK	2.4836G	69.19	74.00	-4.81	30.79	3	Vertical	119	2.02	-	38.40	27.46	3.33	-

802.11g_Nss1,(6Mbps)_1TX(Port1)

2462MHz_TX

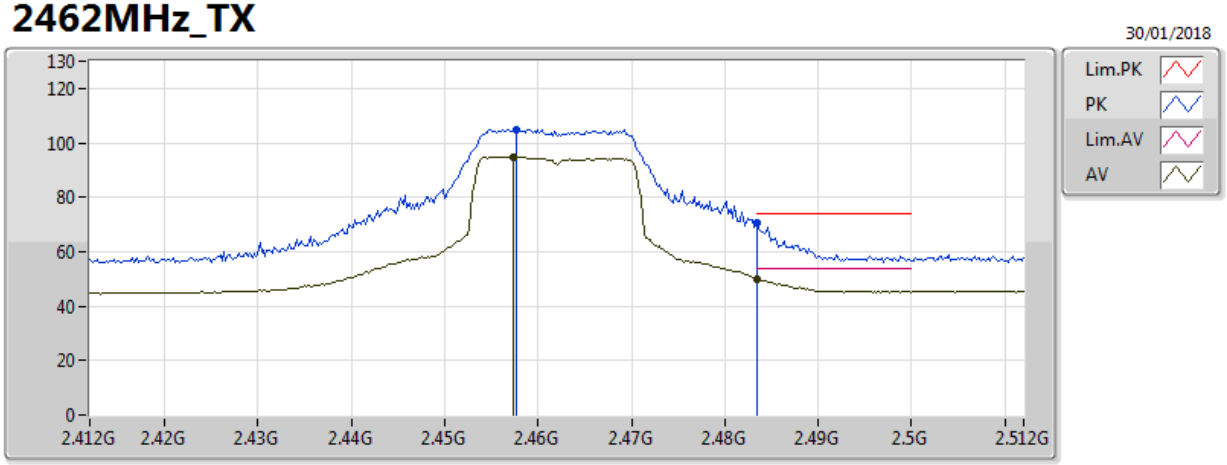

Type	Freq	Level	Limit	Margin	Factor	Dist	Condition	Azimuth	Height	Comments	Raw	AF	CL	PA
	(Hz)	(dBuV/m)	(dBuV/m)	(dB)	(dB)	(m)		(°)	(m)		(dBuV)	(dB)	(dB)	(dB)
AV	2.4574G	94.81	Inf	-Inf	30.70	3	Horizontal	153	2.13	-	64.11	27.39	3.31	-
AV	2.483502G	50.08	54.00	-3.92	30.79	3	Horizontal	153	2.13	-	19.28	27.46	3.33	-
PK	2.4576G	105.01	Inf	-Inf	30.70	3	Horizontal	153	2.13	-	74.31	27.39	3.31	-
PK	2.483502G	70.63	74.00	-3.37	30.79	3	Horizontal	153	2.13	-	39.84	27.46	3.33	-

802.11g_Nss1,(6Mbps)_1TX(Port1)

2462MHz_TX

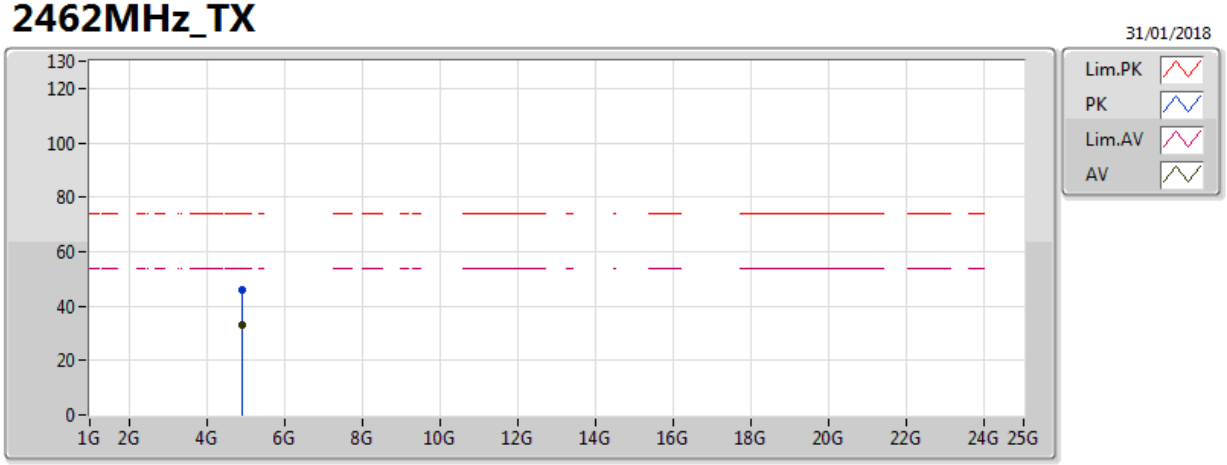

Type	Freq	Level	Limit	Margin	Factor	Dist	Condition	Azimuth	Height	Comments	Raw	AF	CL	PA
	(Hz)	(dBuV/m)	(dBuV/m)	(dB)	(dB)	(m)		(°)	(m)		(dBuV)	(dB)	(dB)	(dB)
AV	4.9225G	32.87	54.00	-21.13	2.41	3	Vertical	226	2.03	-	30.46	31.46	5.51	34.57
PK	4.92772G	45.68	74.00	-28.32	2.43	3	Vertical	226	2.03	-	43.26	31.47	5.52	34.56

802.11g_Nss1,(6Mbps)_1TX(Port1)

2462MHz_TX

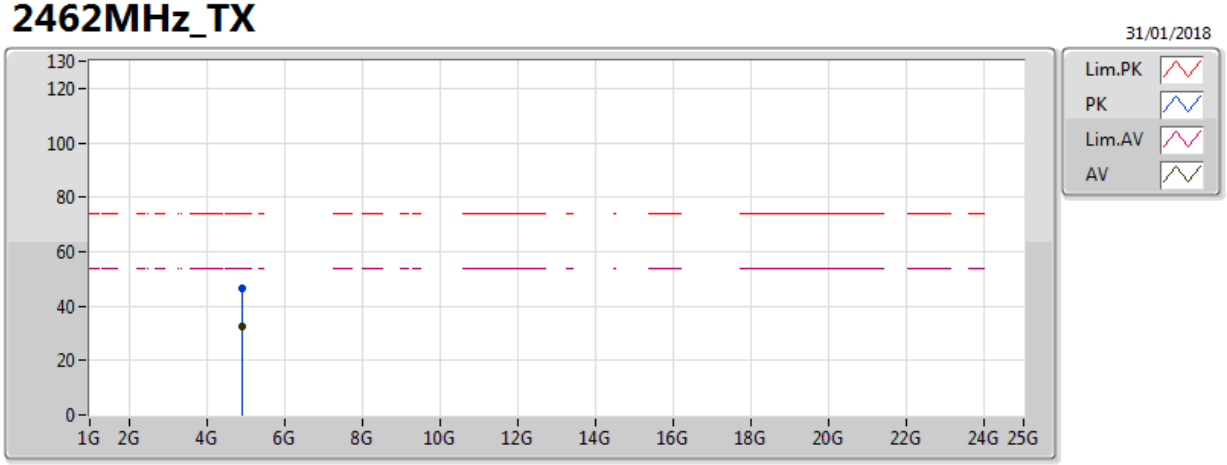

Type	Freq	Level	Limit	Margin	Factor	Dist	Condition	Azimuth	Height	Comments	Raw	AF	CL	PA
	(Hz)	(dBuV/m)	(dBuV/m)	(dB)	(dB)	(m)		(°)	(m)		(dBuV)	(dB)	(dB)	(dB)
AV	4.92778G	32.35	54.00	-21.65	2.43	3	Horizontal	336	1.51	-	29.92	31.47	5.52	34.56
PK	4.9249G	46.75	74.00	-27.25	2.42	3	Horizontal	336	1.51	-	44.33	31.46	5.52	34.57

802.11n HT20_Nss1,(MCS0)_1TX(Port1)

2412MHz_TX

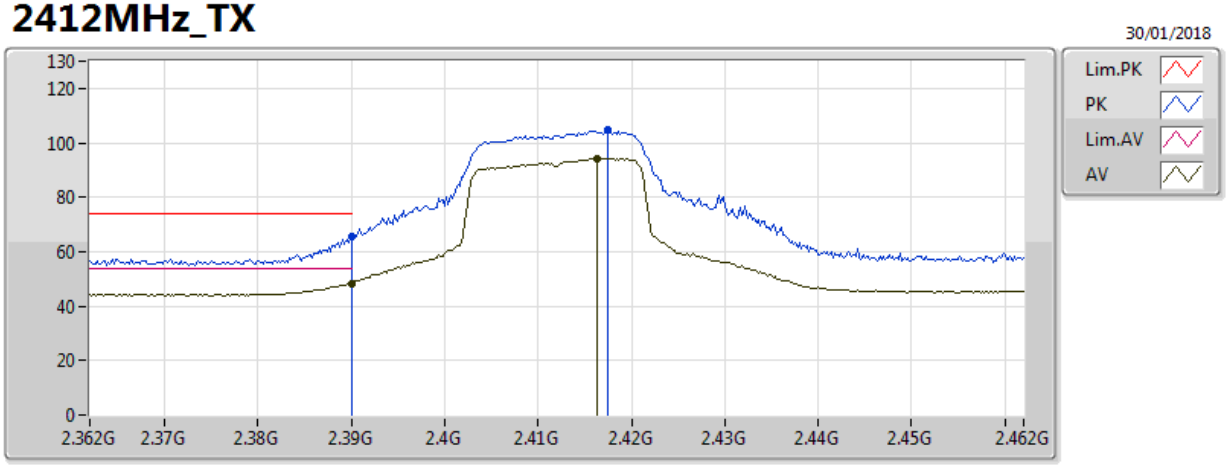

Type	Freq	Level	Limit	Margin	Factor	Dist	Condition	Azimuth	Height	Comments	Raw	AF	CL	PA
	(Hz)	(dBuV/m)	(dBuV/m)	(dB)	(dB)	(m)		(°)	(m)		(dBuV)	(dB)	(dB)	(dB)
AV	2.39G	48.23	54.00	-5.77	30.45	3	Vertical	106	2.54	-	17.78	27.21	3.24	-
AV	2.4164G	94.21	Inf	-Inf	30.55	3	Vertical	106	2.54	-	63.66	27.28	3.27	-
PK	2.39G	65.84	74.00	-8.16	30.45	3	Vertical	106	2.54	-	35.39	27.21	3.24	-
PK	2.4174G	104.89	Inf	-Inf	30.55	3	Vertical	106	2.54	-	74.34	27.29	3.27	-

802.11n HT20_Nss1,(MCS0)_1TX(Port1)

2412MHz_TX

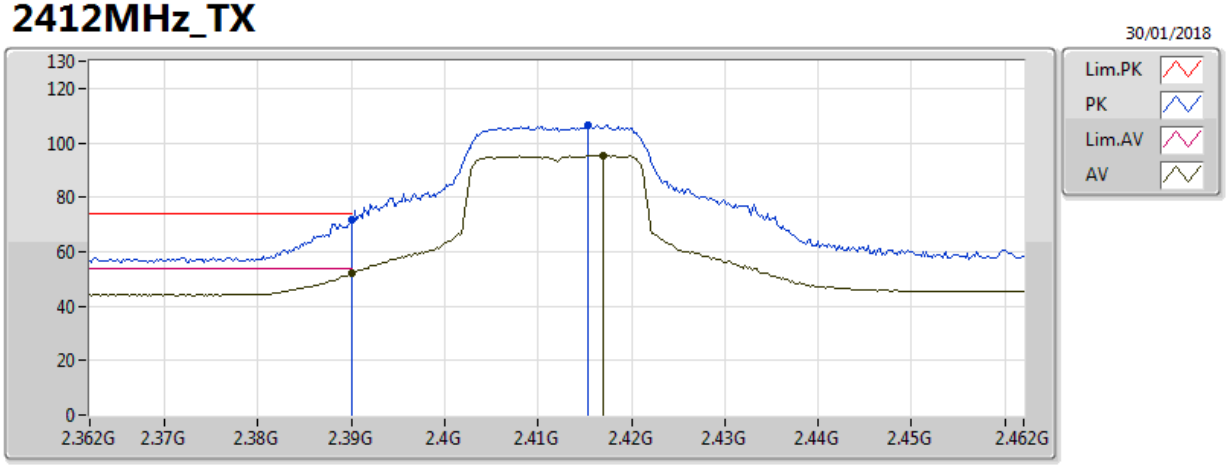

Type	Freq	Level	Limit	Margin	Factor	Dist	Condition	Azimuth	Height	Comments	Raw	AF	CL	PA
	(Hz)	(dBuV/m)	(dBuV/m)	(dB)	(dB)	(m)		(°)	(m)		(dBuV)	(dB)	(dB)	(dB)
AV	2.39G	52.25	54.00	-1.75	30.45	3	Horizontal	156	2.25	-	21.79	27.21	3.24	-
AV	2.417G	95.21	Inf	-Inf	30.55	3	Horizontal	156	2.25	-	64.66	27.28	3.27	-
PK	2.39G	71.46	74.00	-2.54	30.45	3	Horizontal	156	2.25	-	41.01	27.21	3.24	-
PK	2.4154G	106.35	Inf	-Inf	30.55	3	Horizontal	156	2.25	-	75.81	27.28	3.27	-

802.11n HT20_Nss1,(MCS0)_1TX(Port1)

2412MHz_TX

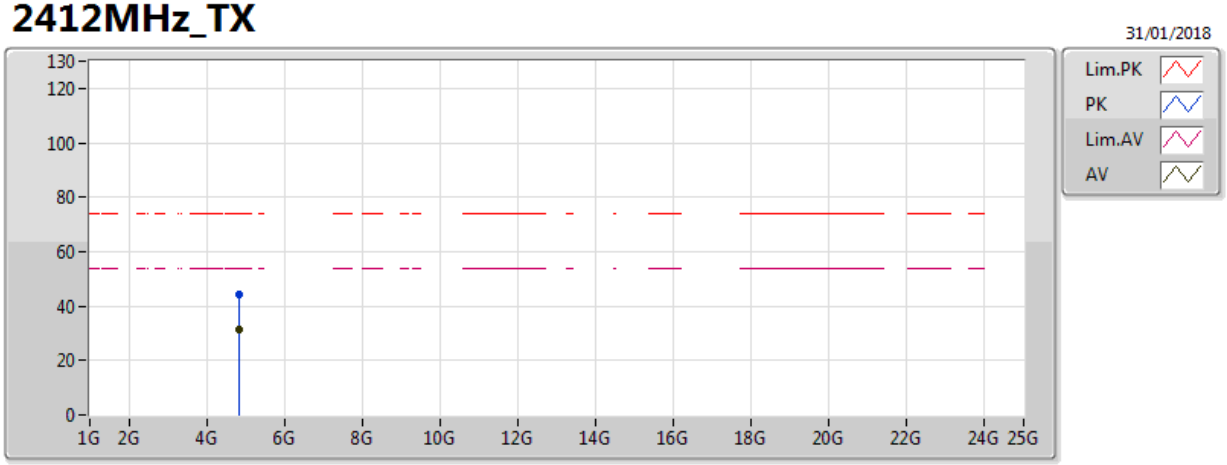

Type	Freq	Level	Limit	Margin	Factor	Dist	Condition	Azimuth	Height	Comments	Raw	AF	CL	PA
	(Hz)	(dBuV/m)	(dBuV/m)	(dB)	(dB)	(m)		(°)	(m)		(dBuV)	(dB)	(dB)	(dB)
AV	4.82424G	31.28	54.00	-22.72	2.11	3	Vertical	45	1.96	-	29.17	31.28	5.41	34.59
PK	4.81812G	44.03	74.00	-29.97	2.09	3	Vertical	45	1.96	-	41.94	31.27	5.40	34.59

802.11n HT20_Nss1,(MCS0)_1TX(Port1)

2412MHz_TX

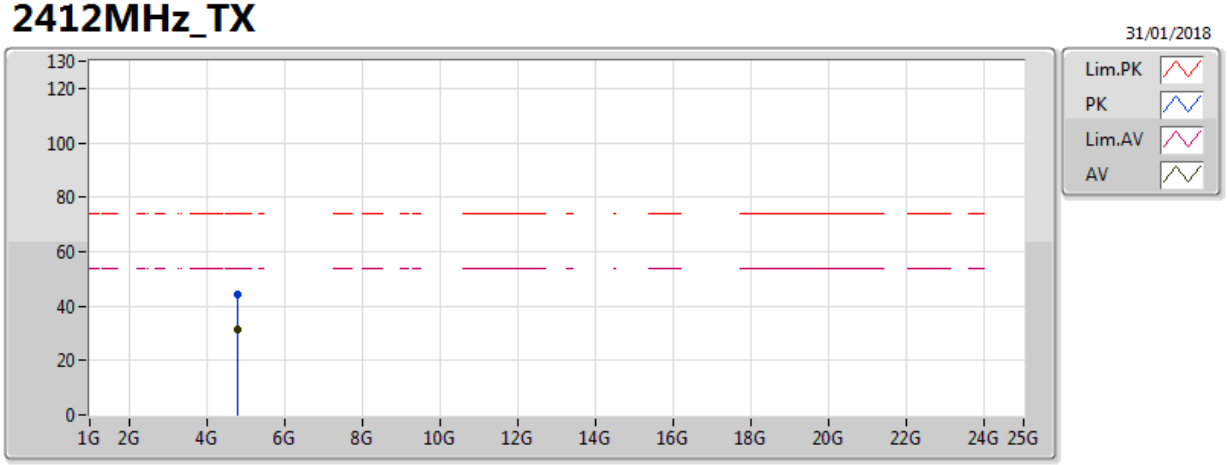

Type	Freq	Level	Limit	Margin	Factor	Dist	Condition	Azimuth	Height	Comments	Raw	AF	CL	PA
	(Hz)	(dBuV/m)	(dBuV/m)	(dB)	(dB)	(m)		(°)	(m)		(dBuV)	(dB)	(dB)	(dB)
AV	4.81194G	31.59	54.00	-22.41	2.07	3	Horizontal	324	1.01	-	29.52	31.26	5.39	34.59
PK	4.81224G	44.54	74.00	-29.46	2.07	3	Horizontal	324	1.01	-	42.47	31.26	5.39	34.59

802.11n HT20_Nss1,(MCS0)_1TX(Port1)

2417MHz_TX

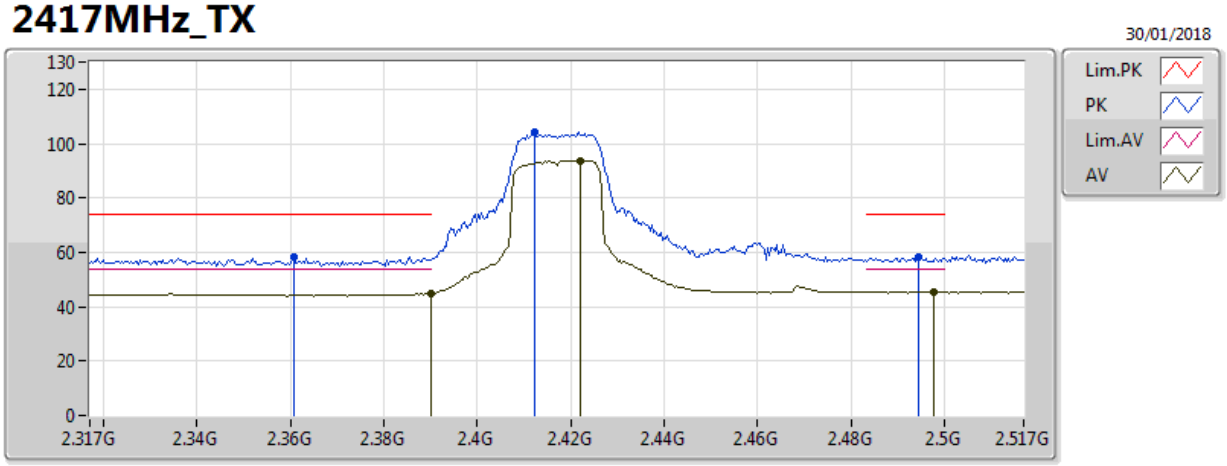

Type	Freq	Level	Limit	Margin	Factor	Dist	Condition	Azimuth	Height	Comments	Raw	AF	CL	PA
	(Hz)	(dBuV/m)	(dBuV/m)	(dB)	(dB)	(m)		(°)	(m)		(dBuV)	(dB)	(dB)	(dB)
AV	2.389998G	44.91	54.00	-9.09	30.45	3	Vertical	103	2.55	-	14.45	27.21	3.24	-
AV	2.4222G	93.80	Inf	-Inf	30.57	3	Vertical	103	2.55	-	63.23	27.30	3.27	-
AV	2.4978G	45.51	54.00	-8.49	30.84	3	Vertical	103	2.55	-	14.66	27.49	3.35	-
PK	2.3606G	58.49	74.00	-15.51	30.35	3	Vertical	103	2.55	-	28.14	27.14	3.21	-
PK	2.4122G	104.28	Inf	-Inf	30.53	3	Vertical	103	2.55	-	73.74	27.27	3.26	-
PK	2.4946G	58.25	74.00	-15.75	30.83	3	Vertical	103	2.55	-	27.42	27.49	3.34	-

802.11n HT20_Nss1,(MCS0)_1TX(Port1)

2417MHz_TX

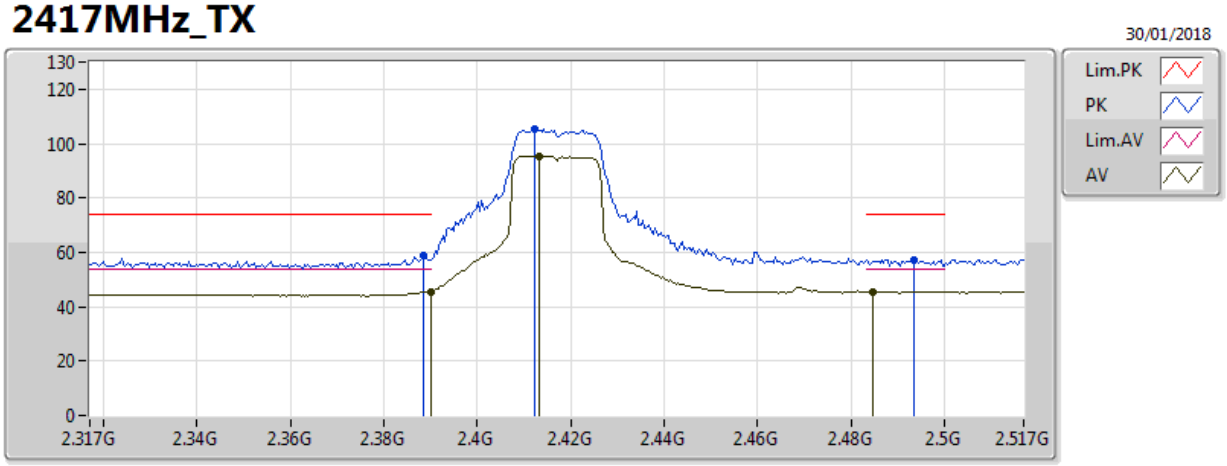

Type	Freq	Level	Limit	Margin	Factor	Dist	Condition	Azimuth	Height	Comments	Raw	AF	CL	PA
	(Hz)	(dBuV/m)	(dBuV/m)	(dB)	(dB)	(m)		(°)	(m)		(dBuV)	(dB)	(dB)	(dB)
AV	2.389998G	45.65	54.00	-8.35	30.45	3	Horizontal	147	2.22	-	15.20	27.21	3.24	-
AV	2.4134G	95.51	Inf	-Inf	30.54	3	Horizontal	147	2.22	-	64.98	27.27	3.26	-
AV	2.4846G	45.48	54.00	-8.52	30.79	3	Horizontal	147	2.22	-	14.69	27.46	3.33	-
PK	2.3886G	58.61	74.00	-15.39	30.45	3	Horizontal	147	2.22	-	28.16	27.21	3.24	-
PK	2.4122G	105.55	Inf	-Inf	30.53	3	Horizontal	147	2.22	-	75.01	27.27	3.26	-
PK	2.4934G	57.29	74.00	-16.71	30.83	3	Horizontal	147	2.22	-	26.46	27.48	3.34	-

802.11n HT20_Nss1,(MCS0)_1TX(Port1)

2437MHz_TX

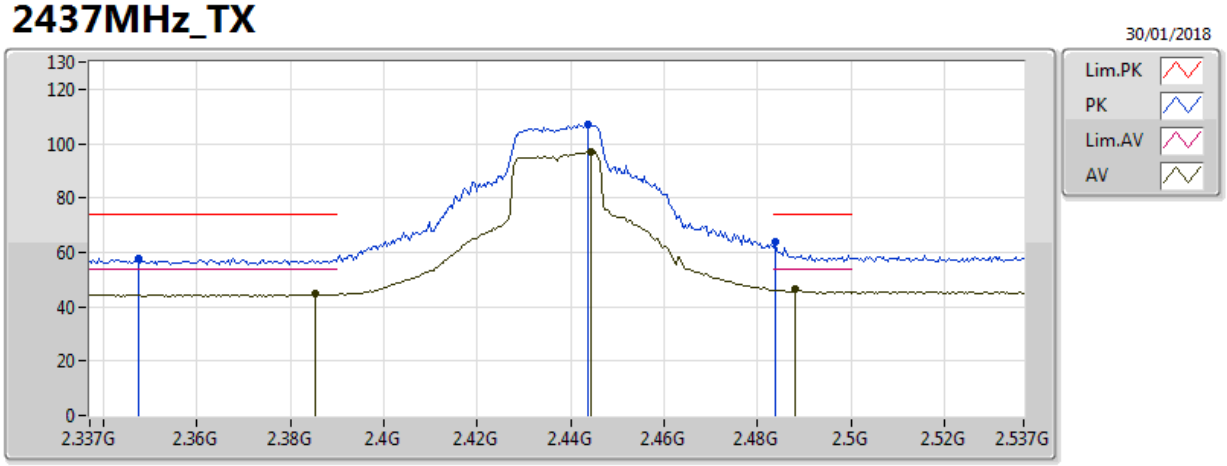

Type	Freq	Level	Limit	Margin	Factor	Dist	Condition	Azimuth	Height	Comments	Raw	AF	CL	PA
	(Hz)	(dBuV/m)	(dBuV/m)	(dB)	(dB)	(m)		(°)	(m)		(dBuV)	(dB)	(dB)	(dB)
AV	2.3854G	44.57	54.00	-9.43	30.44	3	Vertical	35	1.11	-	14.14	27.20	3.24	-
AV	2.4442G	97.09	Inf	-Inf	30.65	3	Vertical	35	1.11	-	66.44	27.35	3.29	-
AV	2.4882G	46.26	54.00	-7.74	30.81	3	Vertical	35	1.11	-	15.46	27.47	3.34	-
PK	2.3474G	57.94	74.00	-16.06	30.31	3	Vertical	35	1.11	-	27.63	27.10	3.20	-
PK	2.4438G	107.29	Inf	-Inf	30.65	3	Vertical	35	1.11	-	76.64	27.35	3.29	-
PK	2.4838G	63.62	74.00	-10.38	30.79	3	Vertical	35	1.11	-	32.83	27.46	3.33	-

802.11n HT20_Nss1,(MCS0)_1TX(Port1)

2437MHz_TX

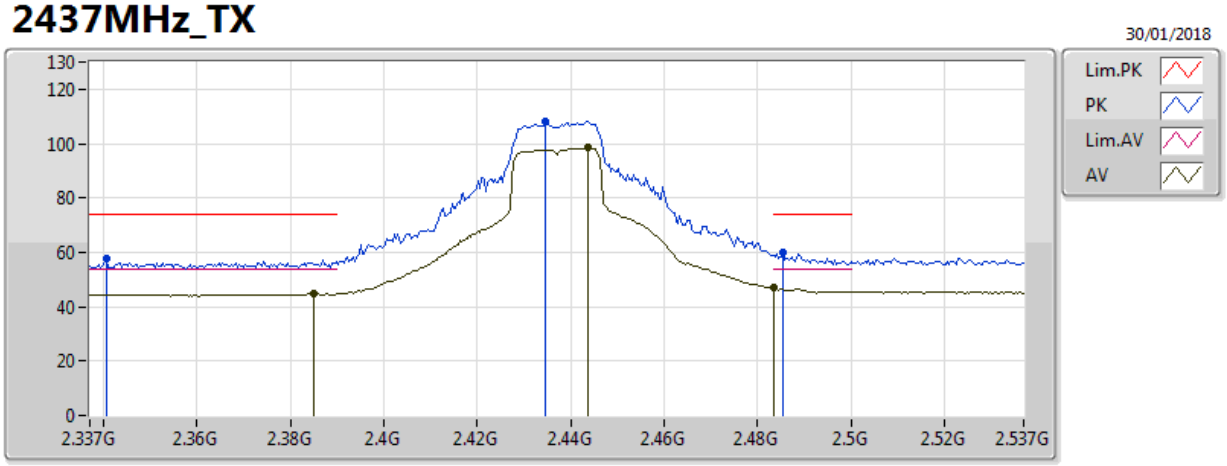

Type	Freq	Level	Limit	Margin	Factor	Dist	Condition	Azimuth	Height	Comments	Raw	AF	CL	PA
	(Hz)	(dBuV/m)	(dBuV/m)	(dB)	(dB)	(m)		(°)	(m)		(dBuV)	(dB)	(dB)	(dB)
AV	2.385G	44.96	54.00	-9.04	30.44	3	Horizontal	191	1.01	-	14.52	27.20	3.24	-
AV	2.4438G	98.42	Inf	-Inf	30.65	3	Horizontal	191	1.01	-	67.77	27.35	3.29	-
AV	2.483502G	46.80	54.00	-7.20	30.79	3	Horizontal	191	1.01	-	16.01	27.46	3.33	-
PK	2.3406G	57.67	74.00	-16.33	30.28	3	Horizontal	191	1.01	-	27.38	27.09	3.20	-
PK	2.4346G	108.27	Inf	-Inf	30.61	3	Horizontal	191	1.01	-	77.66	27.33	3.28	-
PK	2.4854G	59.79	74.00	-14.21	30.80	3	Horizontal	191	1.01	-	28.99	27.46	3.34	-

802.11n HT20_Nss1,(MCS0)_1TX(Port1)

2437MHz_TX

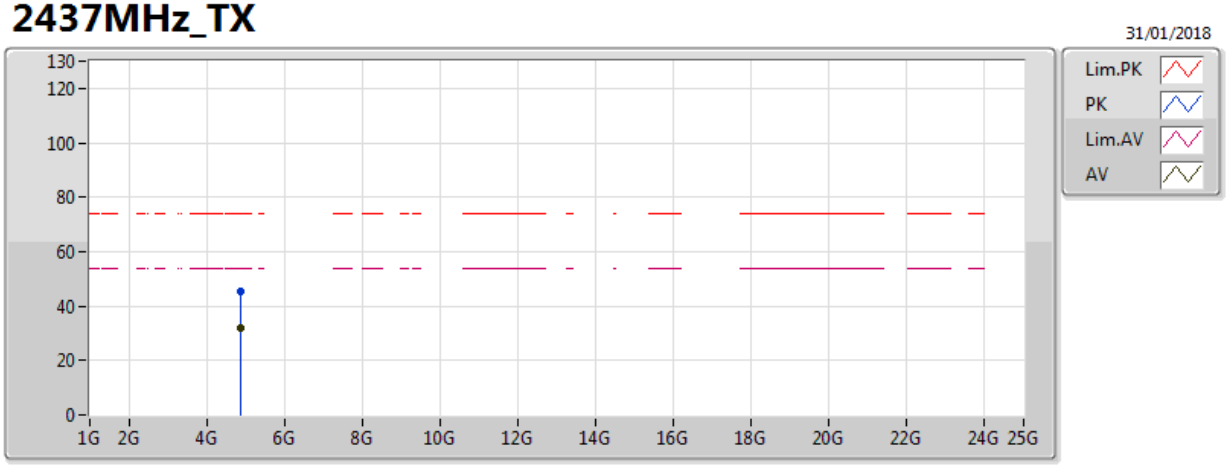

Type	Freq	Level	Limit	Margin	Factor	Dist	Condition	Azimuth	Height	Comments	Raw	AF	CL	PA
	(Hz)	(dBuV/m)	(dBuV/m)	(dB)	(dB)	(m)		(°)	(m)		(dBuV)	(dB)	(dB)	(dB)
AV	4.87442G	31.87	54.00	-22.13	2.26	3	Vertical	225	2.19	-	29.61	31.37	5.46	34.58
PK	4.87286G	45.33	74.00	-28.67	2.26	3	Vertical	225	2.19	-	43.07	31.37	5.46	34.58

802.11n HT20_Nss1,(MCS0)_1TX(Port1)

2437MHz_TX

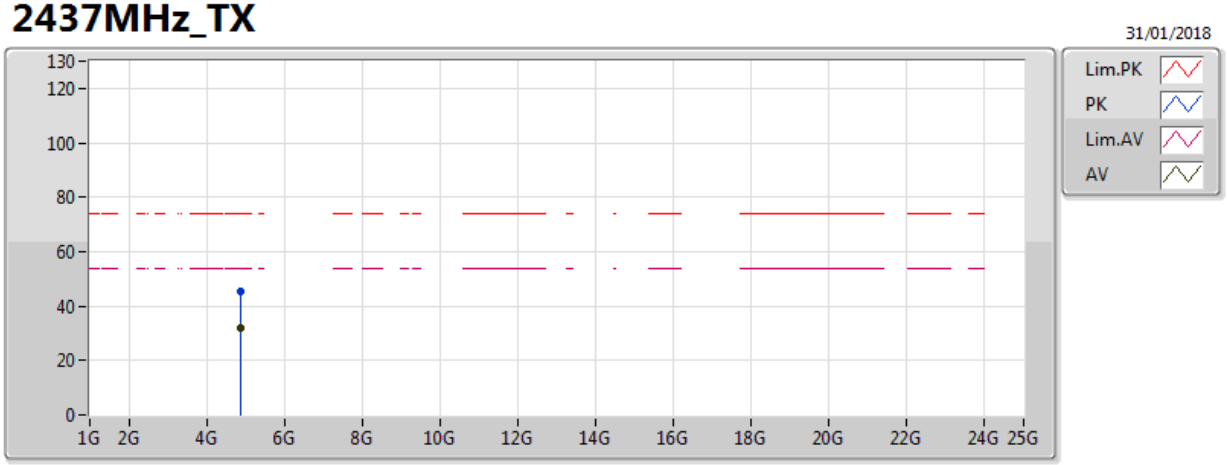

Type	Freq	Level	Limit	Margin	Factor	Dist	Condition	Azimuth	Height	Comments	Raw	AF	CL	PA
	(Hz)	(dBuV/m)	(dBuV/m)	(dB)	(dB)	(m)		(°)	(m)		(dBuV)	(dB)	(dB)	(dB)
AV	4.86866G	32.12	54.00	-21.88	2.24	3	Horizontal	326	1.02	-	29.88	31.36	5.46	34.58
PK	4.8731G	45.23	74.00	-28.77	2.26	3	Horizontal	326	1.02	-	42.97	31.37	5.46	34.58

802.11n HT20_Nss1,(MCS0)_1TX(Port1)

2457MHz_TX

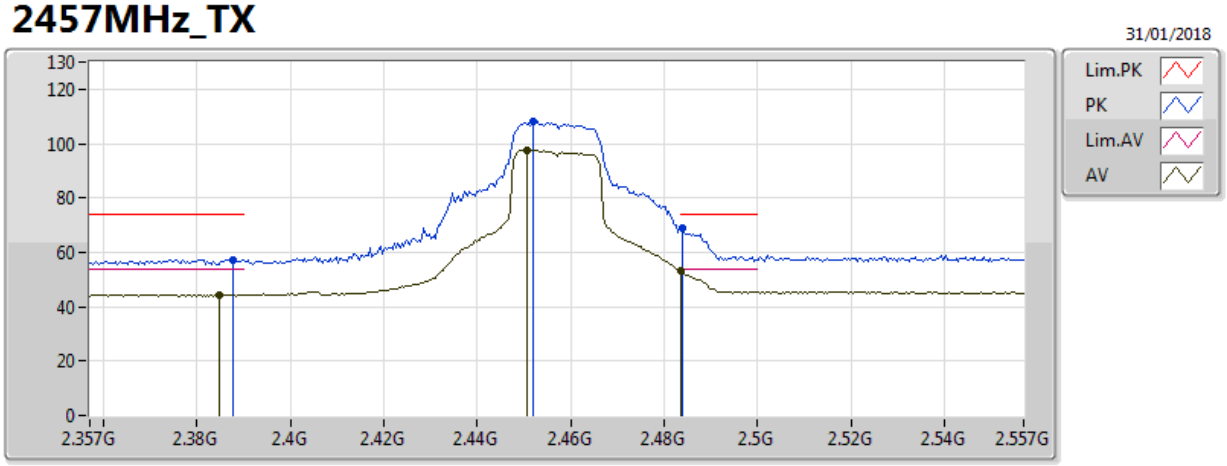

Type	Freq	Level	Limit	Margin	Factor	Dist	Condition	Azimuth	Height	Comments	Raw	AF	CL	PA
	(Hz)	(dBuV/m)	(dBuV/m)	(dB)	(dB)	(m)		(°)	(m)		(dBuV)	(dB)	(dB)	(dB)
AV	2.3846G	44.40	54.00	-9.60	30.44	3	Vertical	131	2.00	-	13.97	27.20	3.24	-
AV	2.4506G	97.49	Inf	-Inf	30.67	3	Vertical	131	2.00	-	66.82	27.37	3.30	-
AV	2.483502G	53.46	54.00	-0.54	30.79	3	Vertical	131	2.00	-	22.67	27.46	3.33	-
PK	2.3878G	57.25	74.00	-16.75	30.45	3	Vertical	131	2.00	-	26.80	27.21	3.24	-
PK	2.4518G	108.07	Inf	-Inf	30.68	3	Vertical	131	2.00	-	77.40	27.37	3.30	-
PK	2.4838G	68.66	74.00	-5.34	30.79	3	Vertical	131	2.00	-	37.86	27.46	3.33	-

802.11n HT20_Nss1,(MCS0)_1TX(Port1)

2457MHz_TX

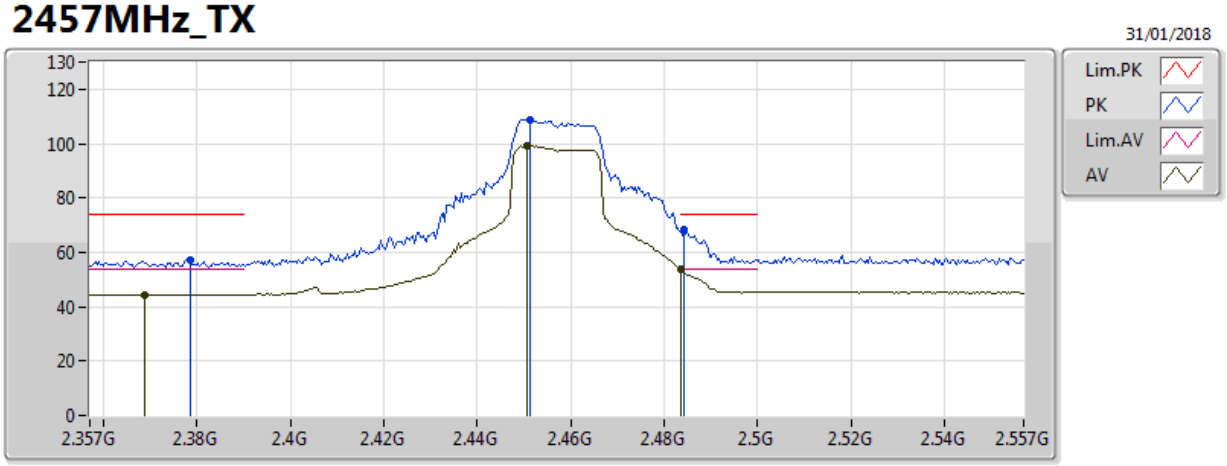

Type	Freq	Level	Limit	Margin	Factor	Dist	Condition	Azimuth	Height	Comments	Raw	AF	CL	PA
	(Hz)	(dBuV/m)	(dBuV/m)	(dB)	(dB)	(m)		(°)	(m)		(dBuV)	(dB)	(dB)	(dB)
AV	2.3686G	44.49	54.00	-9.51	30.38	3	Horizontal	192	1.07	-	14.11	27.16	3.22	-
AV	2.4506G	99.05	Inf	-Inf	30.67	3	Horizontal	192	1.07	-	68.38	27.37	3.30	-
AV	2.483502G	53.85	54.00	-0.15	30.79	3	Horizontal	192	1.07	-	23.06	27.46	3.33	-
PK	2.3786G	57.02	74.00	-16.98	30.42	3	Horizontal	192	1.07	-	26.60	27.18	3.23	-
PK	2.4514G	108.90	Inf	-Inf	30.68	3	Horizontal	192	1.07	-	78.23	27.37	3.30	-
PK	2.4842G	68.41	74.00	-5.59	30.79	3	Horizontal	192	1.07	-	37.61	27.46	3.33	-

802.11n HT20_Nss1,(MCS0)_1TX(Port1)

2462MHz_TX

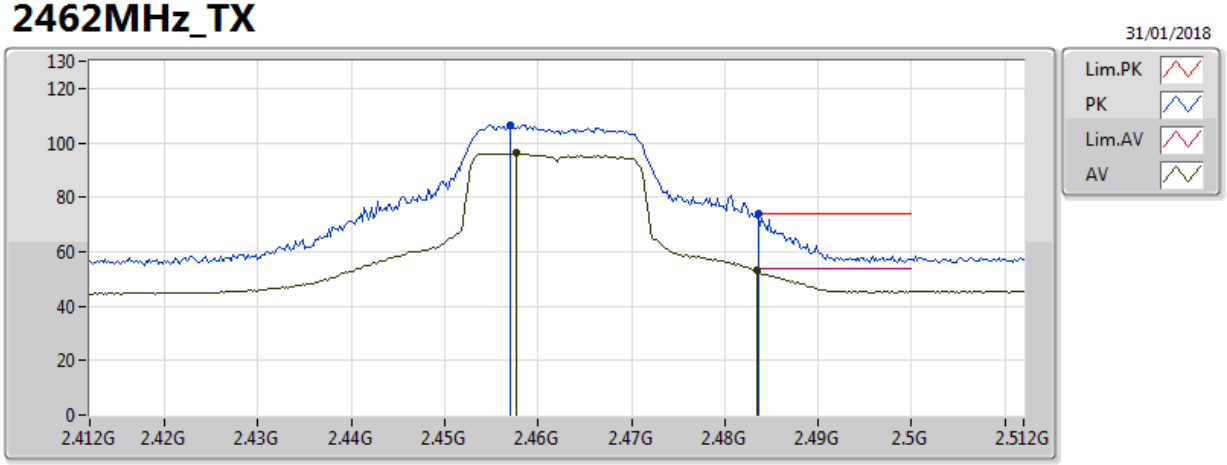

Type	Freq	Level	Limit	Margin	Factor	Dist	Condition	Azimuth	Height	Comments	Raw	AF	CL	PA
	(Hz)	(dBuV/m)	(dBuV/m)	(dB)	(dB)	(m)		(°)	(m)		(dBuV)	(dB)	(dB)	(dB)
AV	2.4576G	96.21	Inf	-Inf	30.70	3	Vertical	118	2.01	-	65.51	27.39	3.31	-
AV	2.483502G	53.48	54.00	-0.52	30.79	3	Vertical	118	2.01	-	22.69	27.46	3.33	-
PK	2.457G	106.57	Inf	-Inf	30.70	3	Vertical	118	2.01	-	75.88	27.39	3.31	-
PK	2.4836G	73.81	74.00	-0.19	30.79	3	Vertical	118	2.01	-	43.02	27.46	3.33	-

802.11n HT20_Nss1,(MCS0)_1TX(Port1)

2462MHz_TX

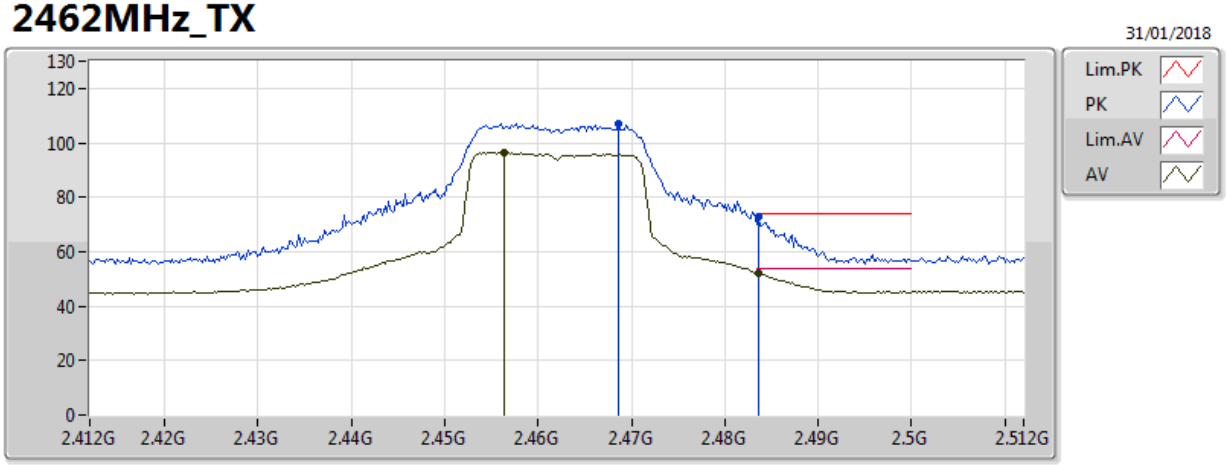

Type	Freq	Level	Limit	Margin	Factor	Dist	Condition	Azimuth	Height	Comments	Raw	AF	CL	PA
	(Hz)	(dBuV/m)	(dBuV/m)	(dB)	(dB)	(m)		(°)	(m)		(dBuV)	(dB)	(dB)	(dB)
AV	2.4564G	96.37	Inf	-Inf	30.69	3	Horizontal	192	1.05	-	65.68	27.39	3.31	-
AV	2.4836G	52.14	54.00	-1.86	30.79	3	Horizontal	192	1.05	-	21.35	27.46	3.33	-
PK	2.4686G	107.23	Inf	-Inf	30.74	3	Horizontal	192	1.05	-	76.49	27.42	3.32	-
PK	2.4836G	72.85	74.00	-1.15	30.79	3	Horizontal	192	1.05	-	42.06	27.46	3.33	-

802.11n HT20_Nss1,(MCS0)_1TX(Port1)

2462MHz_TX

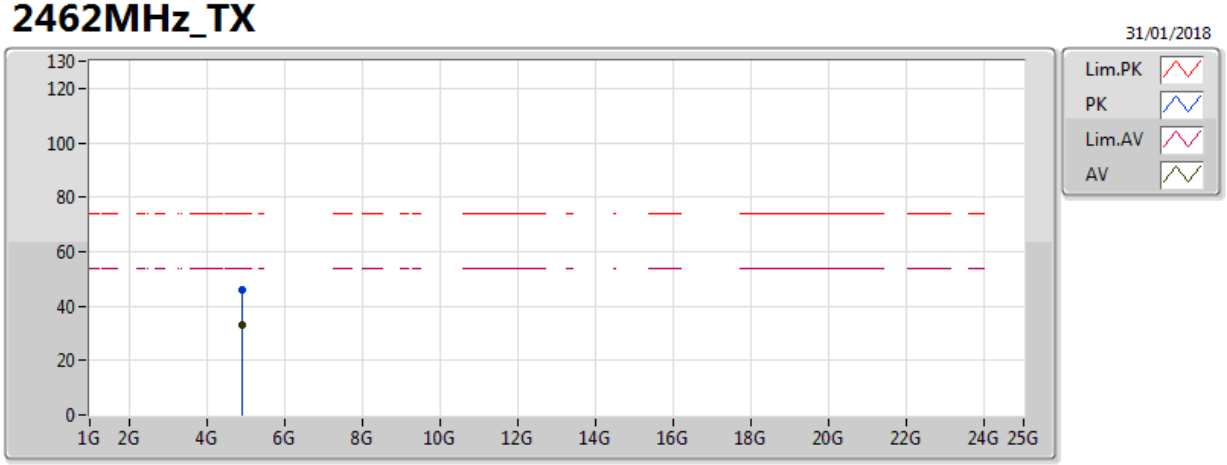

Type	Freq	Level	Limit	Margin	Factor	Dist	Condition	Azimuth	Height	Comments	Raw	AF	CL	PA
	(Hz)	(dBuV/m)	(dBuV/m)	(dB)	(dB)	(m)		(°)	(m)		(dBuV)	(dB)	(dB)	(dB)
AV	4.92388G	33.13	54.00	-20.87	2.41	3	Vertical	224	2.18	-	30.71	31.46	5.52	34.57
PK	4.92298G	45.77	74.00	-28.23	2.41	3	Vertical	224	2.18	-	43.36	31.46	5.52	34.57

802.11n HT20_Nss1,(MCS0)_1TX(Port1)

2462MHz_TX

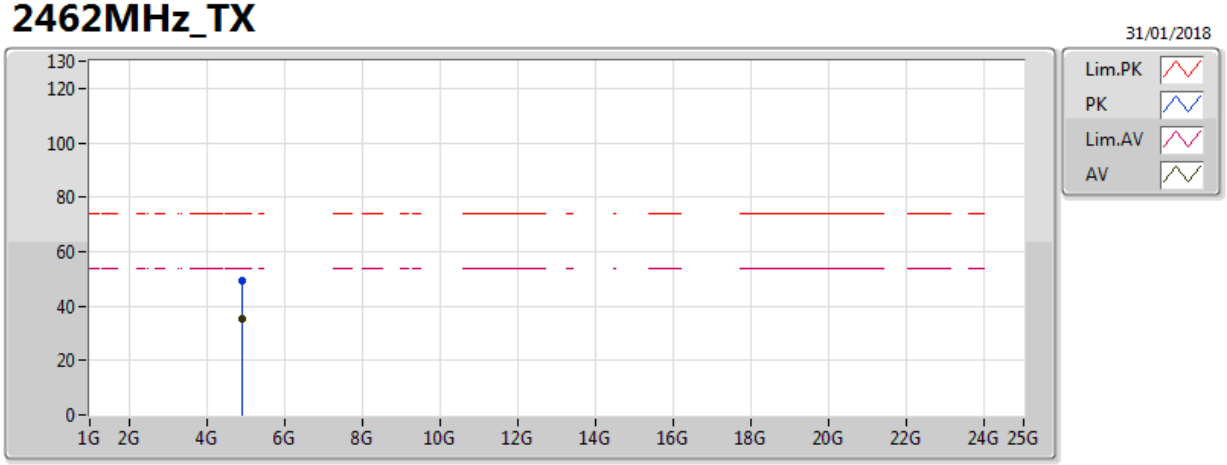

Type	Freq	Level	Limit	Margin	Factor	Dist	Condition	Azimuth	Height	Comments	Raw	AF	CL	PA
	(Hz)	(dBuV/m)	(dBuV/m)	(dB)	(dB)	(m)		(°)	(m)		(dBuV)	(dB)	(dB)	(dB)
AV	4.92484G	35.42	54.00	-18.58	2.42	3	Horizontal	286	2.31	-	33.00	31.46	5.52	34.57
PK	4.92514G	49.18	74.00	-24.82	2.42	3	Horizontal	286	2.31	-	46.77	31.47	5.52	34.56

802.11n HT40_Nss1,(MCS0)_1TX(Port1)

2422MHz_TX

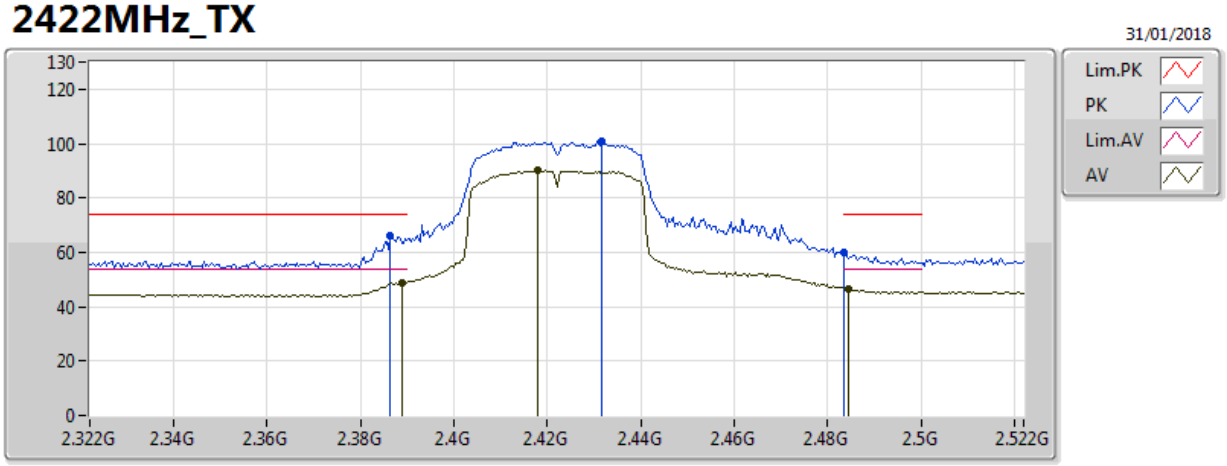

Type	Freq	Level	Limit	Margin	Factor	Dist	Condition	Azimuth	Height	Comments	Raw	AF	CL	PA
	(Hz)	(dBuV/m)	(dBuV/m)	(dB)	(dB)	(m)		(°)	(m)		(dBuV)	(dB)	(dB)	(dB)
AV	2.3888G	49.01	54.00	-4.99	30.45	3	Vertical	107	2.55	-	18.56	27.21	3.24	-
AV	2.418G	90.27	Inf	-Inf	30.55	3	Vertical	107	2.55	-	59.72	27.29	3.27	-
AV	2.4844G	46.60	54.00	-7.40	30.79	3	Vertical	107	2.55	-	15.81	27.46	3.33	-
PK	2.3864G	66.16	74.00	-7.84	30.44	3	Vertical	107	2.55	-	35.72	27.20	3.24	-
PK	2.4316G	100.60	Inf	-Inf	30.60	3	Vertical	107	2.55	-	69.99	27.32	3.28	-
PK	2.4836G	59.79	74.00	-14.21	30.79	3	Vertical	107	2.55	-	29.00	27.46	3.33	-

802.11n HT40_Nss1,(MCS0)_1TX(Port1)

2422MHz_TX

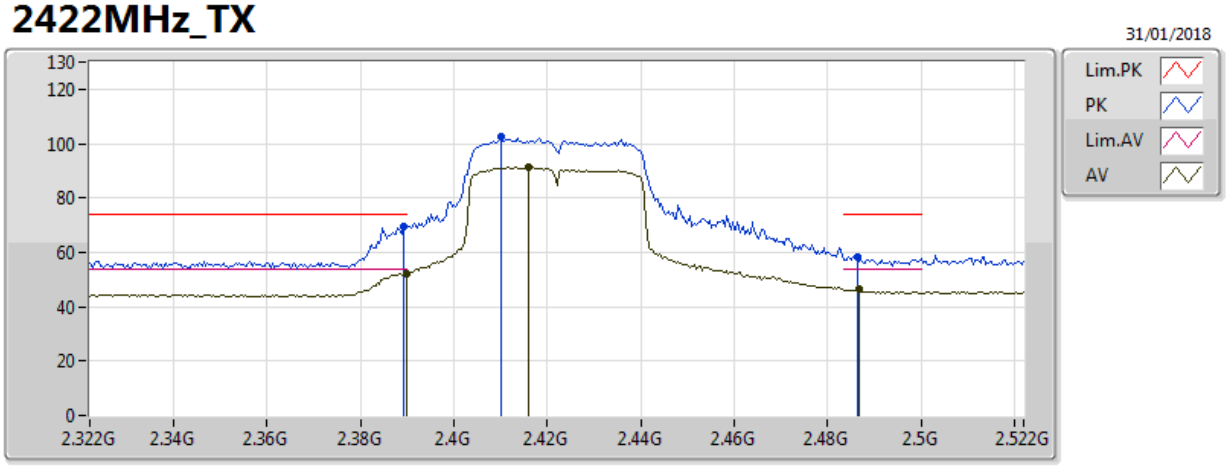

Type	Freq	Level	Limit	Margin	Factor	Dist	Condition	Azimuth	Height	Comments	Raw	AF	CL	PA
	(Hz)	(dBuV/m)	(dBuV/m)	(dB)	(dB)	(m)		(°)	(m)		(dBuV)	(dB)	(dB)	(dB)
AV	2.39G	52.33	54.00	-1.67	30.45	3	Horizontal	154	2.12	-	21.88	27.21	3.24	-
AV	2.416G	91.22	Inf	-Inf	30.55	3	Horizontal	154	2.12	-	60.67	27.28	3.27	-
AV	2.4868G	46.28	54.00	-7.72	30.80	3	Horizontal	154	2.12	-	15.48	27.47	3.34	-
PK	2.3892G	69.57	74.00	-4.43	30.45	3	Horizontal	154	2.12	-	39.12	27.21	3.24	-
PK	2.41G	102.43	Inf	-Inf	30.53	3	Horizontal	154	2.12	-	71.90	27.27	3.26	-
PK	2.4864G	58.35	74.00	-15.65	30.80	3	Horizontal	154	2.12	-	27.55	27.46	3.34	-

802.11n HT40_Nss1,(MCS0)_1TX(Port1)

2427MHz_TX

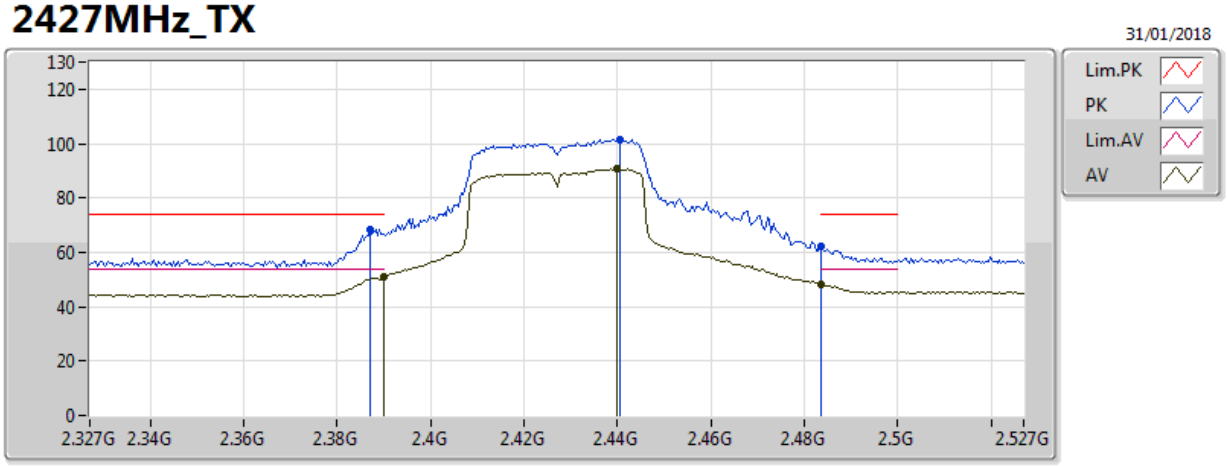

Type	Freq	Level	Limit	Margin	Factor	Dist	Condition	Azimuth	Height	Comments	Raw	AF	CL	PA
	(Hz)	(dBuV/m)	(dBuV/m)	(dB)	(dB)	(m)		(°)	(m)		(dBuV)	(dB)	(dB)	(dB)
AV	2.389998G	50.96	54.00	-3.04	30.45	3	Vertical	103	2.32	-	20.51	27.21	3.24	-
AV	2.4398G	90.77	Inf	-Inf	30.63	3	Vertical	103	2.32	-	60.13	27.34	3.29	-
AV	2.483502G	48.38	54.00	-5.62	30.79	3	Vertical	103	2.32	-	17.59	27.46	3.33	-
PK	2.387G	68.38	74.00	-5.62	30.44	3	Vertical	103	2.32	-	37.94	27.21	3.24	-
PK	2.4406G	101.52	Inf	-Inf	30.64	3	Vertical	103	2.32	-	70.88	27.35	3.29	-
PK	2.483502G	61.95	74.00	-12.05	30.79	3	Vertical	103	2.32	-	31.16	27.46	3.33	-

802.11n HT40_Nss1,(MCS0)_1TX(Port1)

2427MHz_TX

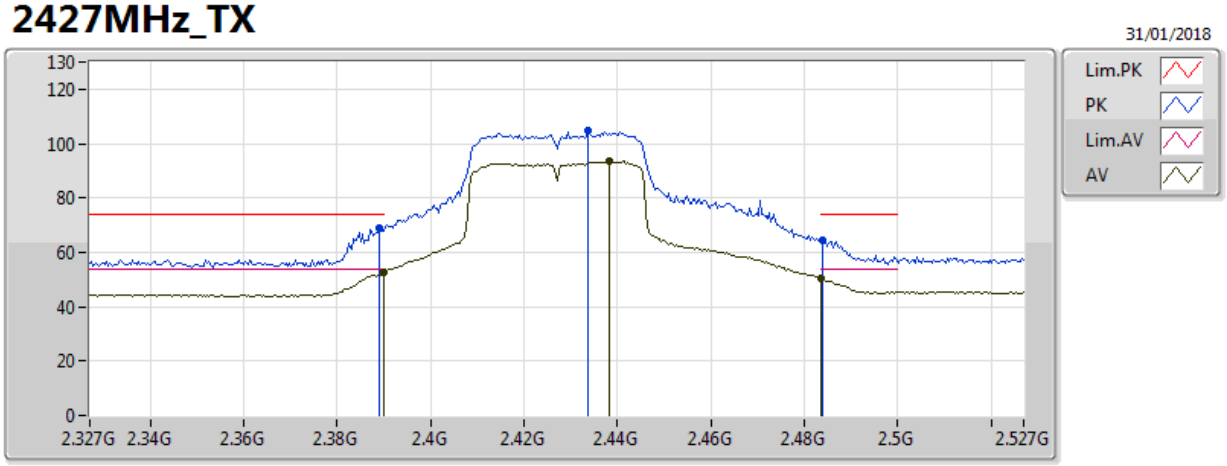

Type	Freq	Level	Limit	Margin	Factor	Dist	Condition	Azimuth	Height	Comments	Raw	AF	CL	PA
	(Hz)	(dBuV/m)	(dBuV/m)	(dB)	(dB)	(m)		(°)	(m)		(dBuV)	(dB)	(dB)	(dB)
AV	2.389998G	52.78	54.00	-1.22	30.45	3	Horizontal	191	1.00	-	22.33	27.21	3.24	-
AV	2.4382G	93.34	Inf	-Inf	30.63	3	Horizontal	191	1.00	-	62.71	27.34	3.29	-
AV	2.483502G	50.41	54.00	-3.59	30.79	3	Horizontal	191	1.00	-	19.62	27.46	3.33	-
PK	2.389G	69.10	74.00	-4.90	30.45	3	Horizontal	191	1.00	-	38.65	27.21	3.24	-
PK	2.4338G	104.55	Inf	-Inf	30.61	3	Horizontal	191	1.00	-	73.94	27.33	3.28	-
PK	2.4838G	64.17	74.00	-9.83	30.79	3	Horizontal	191	1.00	-	33.38	27.46	3.33	-

802.11n HT40_Nss1,(MCS0)_1TX(Port1)

2432MHz_TX

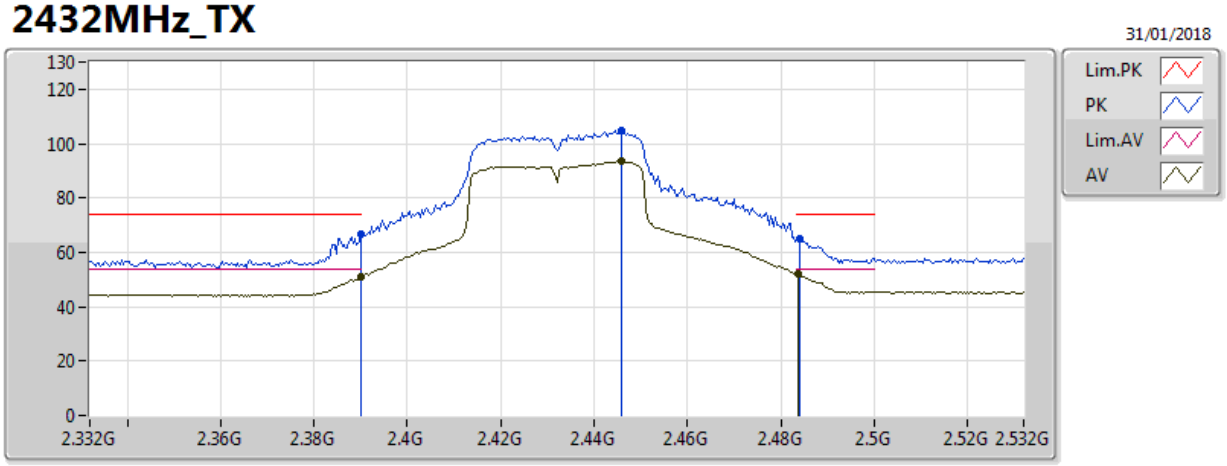

Type	Freq	Level	Limit	Margin	Factor	Dist	Condition	Azimuth	Height	Comments	Raw	AF	CL	PA
	(Hz)	(dBuV/m)	(dBuV/m)	(dB)	(dB)	(m)		(°)	(m)		(dBuV)	(dB)	(dB)	(dB)
AV	2.39G	51.11	54.00	-2.89	30.45	3	Vertical	34	1.11	-	20.66	27.21	3.24	-
AV	2.446G	93.57	Inf	-Inf	30.66	3	Vertical	34	1.11	-	62.91	27.36	3.30	-
AV	2.4836G	52.09	54.00	-1.91	30.79	3	Vertical	34	1.11	-	21.30	27.46	3.33	-
PK	2.39G	66.92	74.00	-7.08	30.45	3	Vertical	34	1.11	-	36.47	27.21	3.24	-
PK	2.446G	104.74	Inf	-Inf	30.66	3	Vertical	34	1.11	-	74.09	27.36	3.30	-
PK	2.484G	64.93	74.00	-9.07	30.79	3	Vertical	34	1.11	-	34.14	27.46	3.33	-

802.11n HT40_Nss1,(MCS0)_1TX(Port1)

2432MHz_TX

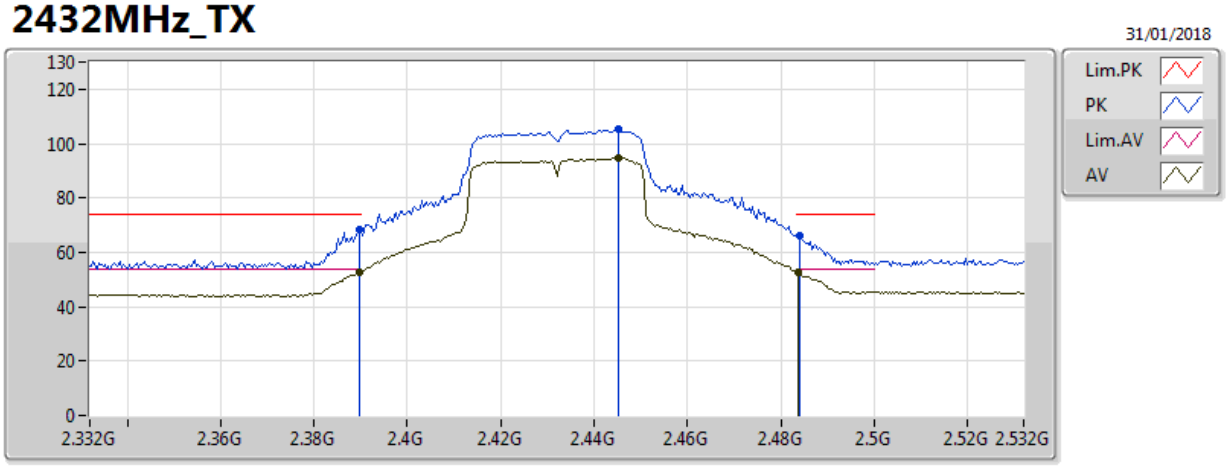

Type	Freq	Level	Limit	Margin	Factor	Dist	Condition	Azimuth	Height	Comments	Raw	AF	CL	PA
	(Hz)	(dBuV/m)	(dBuV/m)	(dB)	(dB)	(m)		(°)	(m)		(dBuV)	(dB)	(dB)	(dB)
AV	2.3896G	52.73	54.00	-1.27	30.45	3	Horizontal	193	1.01	-	22.28	27.21	3.24	-
AV	2.4452G	94.73	Inf	-Inf	30.65	3	Horizontal	193	1.01	-	64.07	27.36	3.30	-
AV	2.4836G	52.56	54.00	-1.44	30.79	3	Horizontal	193	1.01	-	21.77	27.46	3.33	-
PK	2.3896G	68.23	74.00	-5.77	30.45	3	Horizontal	193	1.01	-	37.77	27.21	3.24	-
PK	2.4452G	105.55	Inf	-Inf	30.65	3	Horizontal	193	1.01	-	74.90	27.36	3.30	-
PK	2.484G	66.25	74.00	-7.75	30.79	3	Horizontal	193	1.01	-	35.46	27.46	3.33	-

802.11n HT40_Nss1,(MCS0)_1TX(Port1)

2437MHz_TX

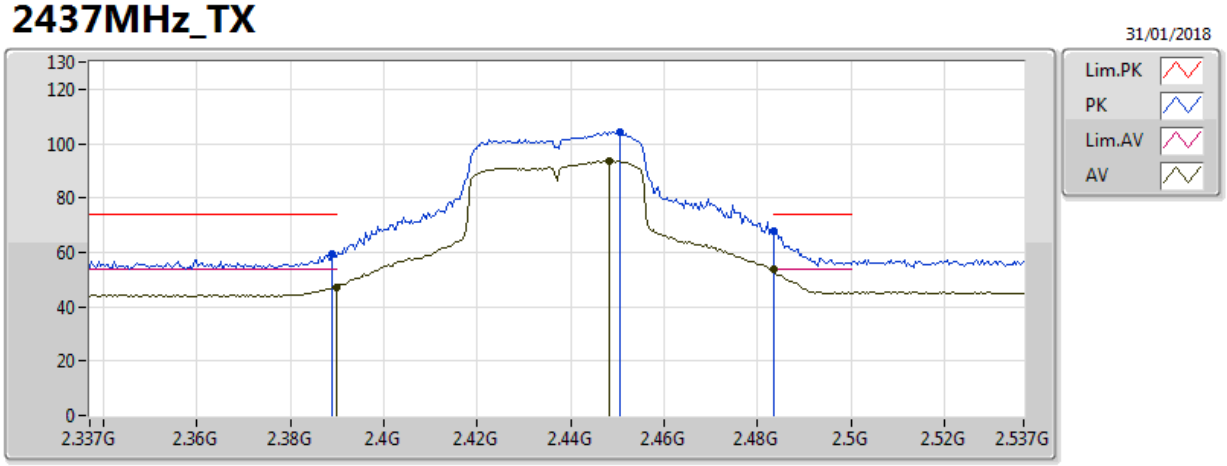

Type	Freq	Level	Limit	Margin	Factor	Dist	Condition	Azimuth	Height	Comments	Raw	AF	CL	PA
	(Hz)	(dBuV/m)	(dBuV/m)	(dB)	(dB)	(m)		(°)	(m)		(dBuV)	(dB)	(dB)	(dB)
AV	2.389998G	47.13	54.00	-6.87	30.45	3	Vertical	33	1.11	-	16.68	27.21	3.24	-
AV	2.4482G	93.79	Inf	-Inf	30.66	3	Vertical	33	1.11	-	63.12	27.37	3.30	-
AV	2.483502G	53.54	54.00	-0.46	30.79	3	Vertical	33	1.11	-	22.75	27.46	3.33	-
PK	2.389G	59.18	74.00	-14.82	30.45	3	Vertical	33	1.11	-	28.73	27.21	3.24	-
PK	2.4506G	104.49	Inf	-Inf	30.67	3	Vertical	33	1.11	-	73.82	27.37	3.30	-
PK	2.483502G	68.08	74.00	-5.92	30.79	3	Vertical	33	1.11	-	37.29	27.46	3.33	-

802.11n HT40_Nss1,(MCS0)_1TX(Port1)

2437MHz_TX

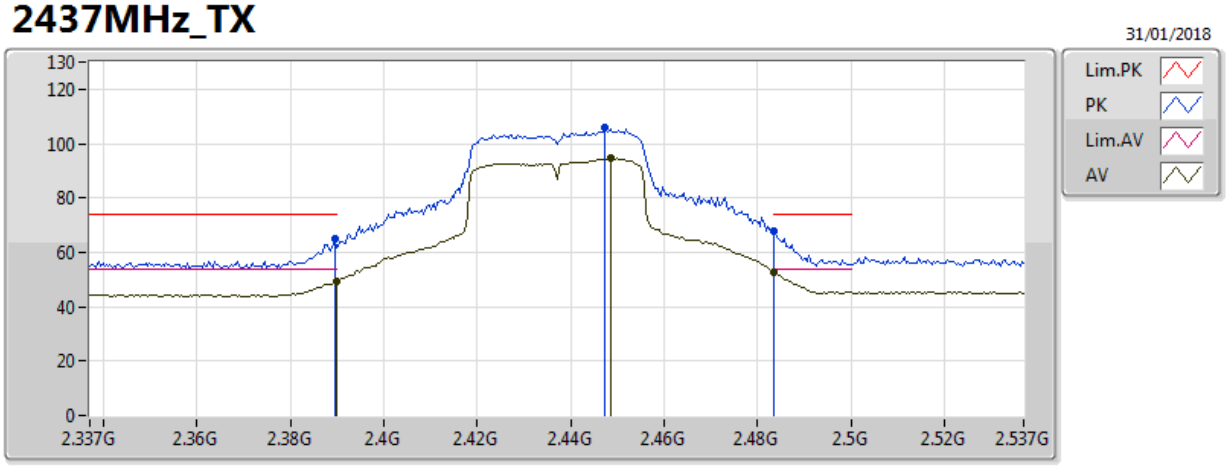

Type	Freq	Level	Limit	Margin	Factor	Dist	Condition	Azimuth	Height	Comments	Raw	AF	CL	PA
	(Hz)	(dBuV/m)	(dBuV/m)	(dB)	(dB)	(m)		(°)	(m)		(dBuV)	(dB)	(dB)	(dB)
AV	2.389998G	49.04	54.00	-4.96	30.45	3	Horizontal	194	1.07	-	18.58	27.21	3.24	-
AV	2.4486G	94.57	Inf	-Inf	30.66	3	Horizontal	194	1.07	-	63.91	27.37	3.30	-
AV	2.483502G	52.80	54.00	-1.20	30.79	3	Horizontal	194	1.07	-	22.01	27.46	3.33	-
PK	2.3894G	65.04	74.00	-8.96	30.45	3	Horizontal	194	1.07	-	34.59	27.21	3.24	-
PK	2.4474G	106.06	Inf	-Inf	30.66	3	Horizontal	194	1.07	-	75.40	27.36	3.30	-
PK	2.483502G	67.90	74.00	-6.10	30.79	3	Horizontal	194	1.07	-	37.11	27.46	3.33	-

802.11n HT40_Nss1,(MCS0)_1TX(Port1)

2437MHz_TX

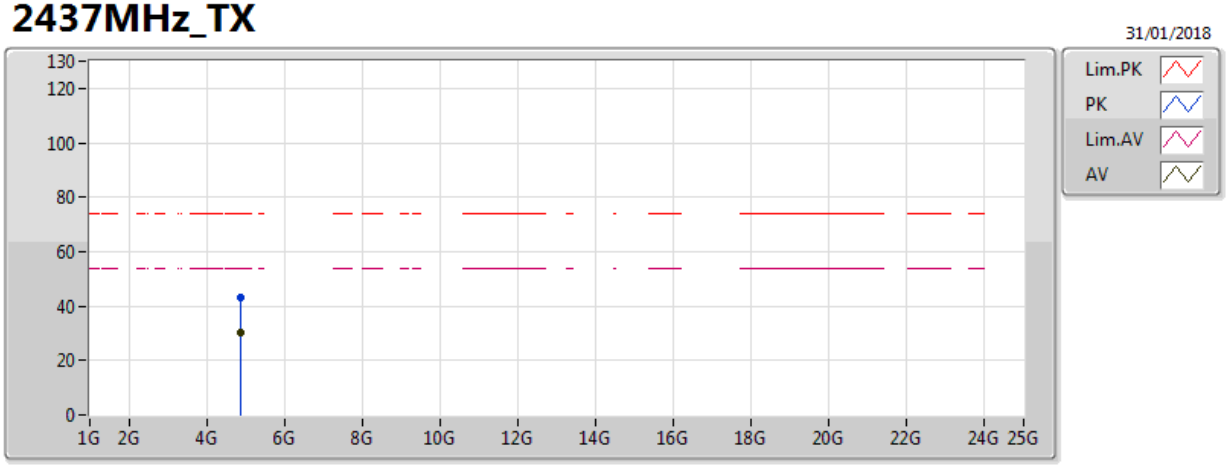

Type	Freq	Level	Limit	Margin	Factor	Dist	Condition	Azimuth	Height	Comments	Raw	AF	CL	PA
	(Hz)	(dBuV/m)	(dBuV/m)	(dB)	(dB)	(m)		(°)	(m)		(dBuV)	(dB)	(dB)	(dB)
AV	4.86746G	30.51	54.00	-23.49	2.24	3	Vertical	295	1.49	-	28.27	31.36	5.45	34.58
PK	4.87286G	43.10	74.00	-30.90	2.26	3	Vertical	295	1.49	-	40.85	31.37	5.46	34.58

802.11n HT40_Nss1,(MCS0)_1TX(Port1)

2437MHz_TX

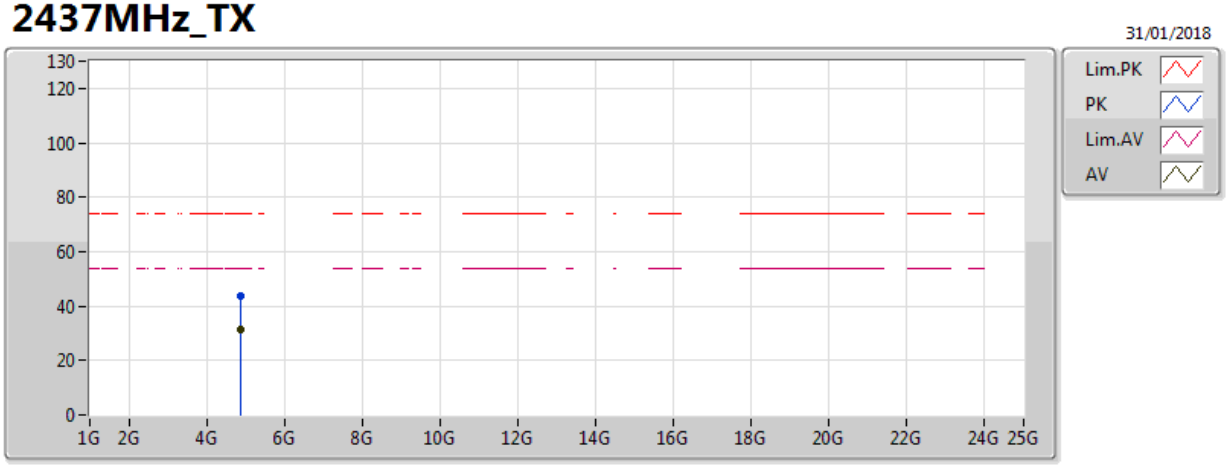

Type	Freq	Level	Limit	Margin	Factor	Dist	Condition	Azimuth	Height	Comments	Raw	AF	CL	PA
	(Hz)	(dBuV/m)	(dBuV/m)	(dB)	(dB)	(m)		(°)	(m)		(dBuV)	(dB)	(dB)	(dB)
AV	4.88636G	31.11	54.00	-22.89	2.30	3	Horizontal	290	2.13	-	28.81	31.40	5.47	34.57
PK	4.88612G	43.95	74.00	-30.05	2.30	3	Horizontal	290	2.13	-	41.66	31.40	5.47	34.57

802.11n HT40_Nss1,(MCS0)_1TX(Port1)

2442MHz_TX

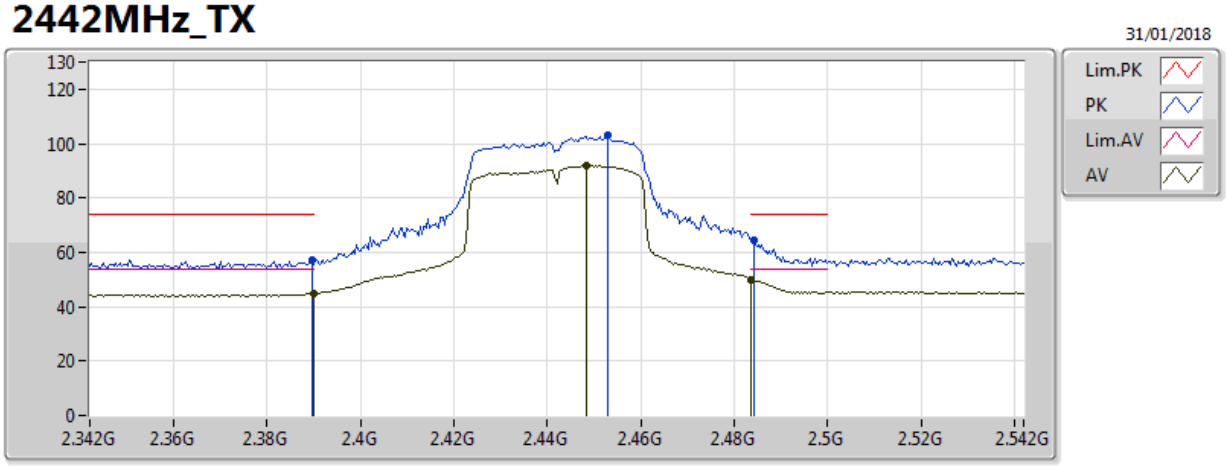

Type	Freq	Level	Limit	Margin	Factor	Dist	Condition	Azimuth	Height	Comments	Raw	AF	CL	PA
	(Hz)	(dBuV/m)	(dBuV/m)	(dB)	(dB)	(m)		(°)	(m)		(dBuV)	(dB)	(dB)	(dB)
AV	2.39G	45.00	54.00	-9.00	30.45	3	Vertical	35	1.12	-	14.55	27.21	3.24	-
AV	2.4484G	91.82	Inf	-Inf	30.66	3	Vertical	35	1.12	-	61.15	27.37	3.30	-
AV	2.4836G	50.00	54.00	-4.00	30.79	3	Vertical	35	1.12	-	19.21	27.46	3.33	-
PK	2.3896G	57.22	74.00	-16.78	30.45	3	Vertical	35	1.12	-	26.76	27.21	3.24	-
PK	2.4528G	102.83	Inf	-Inf	30.68	3	Vertical	35	1.12	-	72.15	27.38	3.30	-
PK	2.4844G	64.69	74.00	-9.31	30.79	3	Vertical	35	1.12	-	33.89	27.46	3.33	-

802.11n HT40_Nss1,(MCS0)_1TX(Port1)

2442MHz_TX

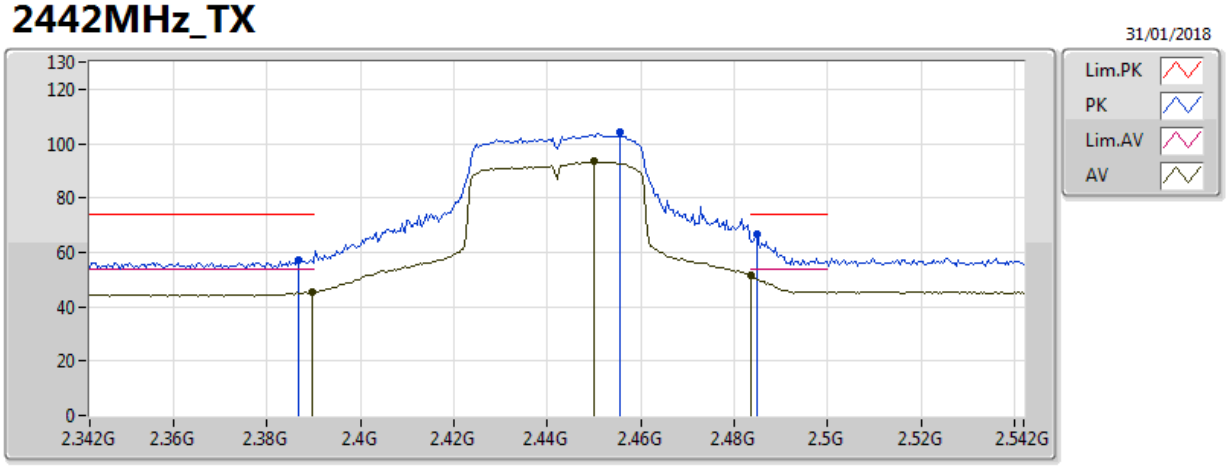

Type	Freq	Level	Limit	Margin	Factor	Dist	Condition	Azimuth	Height	Comments	Raw	AF	CL	PA
	(Hz)	(dBuV/m)	(dBuV/m)	(dB)	(dB)	(m)		(°)	(m)		(dBuV)	(dB)	(dB)	(dB)
AV	2.3896G	45.37	54.00	-8.63	30.45	3	Horizontal	192	1.05	-	14.92	27.21	3.24	-
AV	2.45G	93.41	Inf	-Inf	30.67	3	Horizontal	192	1.05	-	62.74	27.37	3.30	-
AV	2.4836G	51.29	54.00	-2.71	30.79	3	Horizontal	192	1.05	-	20.50	27.46	3.33	-
PK	2.3868G	57.16	74.00	-16.84	30.44	3	Horizontal	192	1.05	-	26.72	27.21	3.24	-
PK	2.4556G	104.05	Inf	-Inf	30.69	3	Horizontal	192	1.05	-	73.36	27.38	3.31	-
PK	2.4848G	66.48	74.00	-7.52	30.80	3	Horizontal	192	1.05	-	35.68	27.46	3.33	-

802.11n HT40_Nss1,(MCS0)_1TX(Port1)

2447MHz_TX

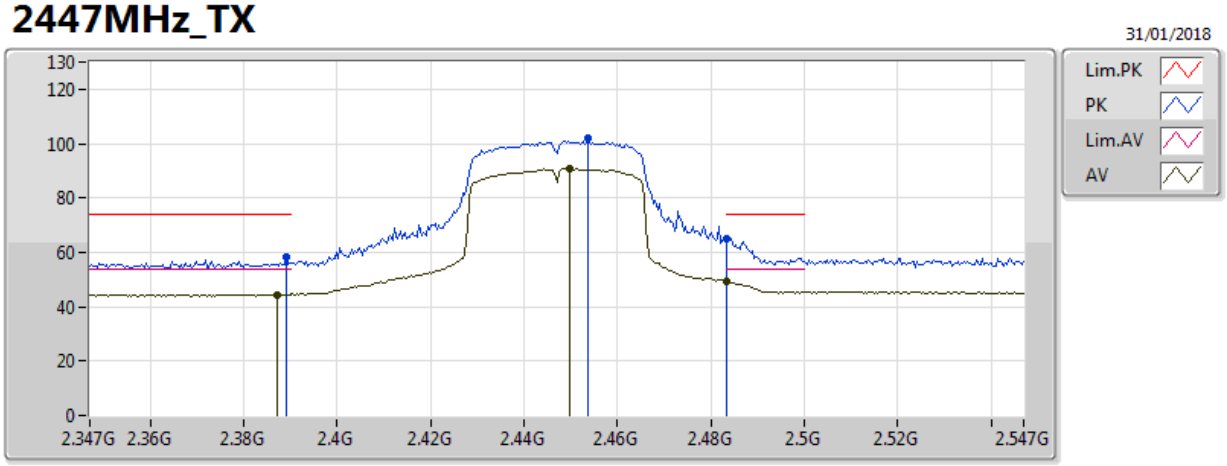

Type	Freq	Level	Limit	Margin	Factor	Dist	Condition	Azimuth	Height	Comments	Raw	AF	CL	PA
	(Hz)	(dBuV/m)	(dBuV/m)	(dB)	(dB)	(m)		(°)	(m)		(dBuV)	(dB)	(dB)	(dB)
AV	2.387G	44.49	54.00	-9.51	30.44	3	Vertical	32	1.13	-	14.05	27.21	3.24	-
AV	2.4498G	90.88	Inf	-Inf	30.67	3	Vertical	32	1.13	-	60.21	27.37	3.30	-
AV	2.483502G	49.23	54.00	-4.77	30.79	3	Vertical	32	1.13	-	18.44	27.46	3.33	-
PK	2.389G	58.40	74.00	-15.60	30.45	3	Vertical	32	1.13	-	27.95	27.21	3.24	-
PK	2.4538G	101.80	Inf	-Inf	30.68	3	Vertical	32	1.13	-	71.11	27.38	3.30	-
PK	2.483502G	65.22	74.00	-8.78	30.79	3	Vertical	32	1.13	-	34.43	27.46	3.33	-

802.11n HT40_Nss1,(MCS0)_1TX(Port1)

2447MHz_TX

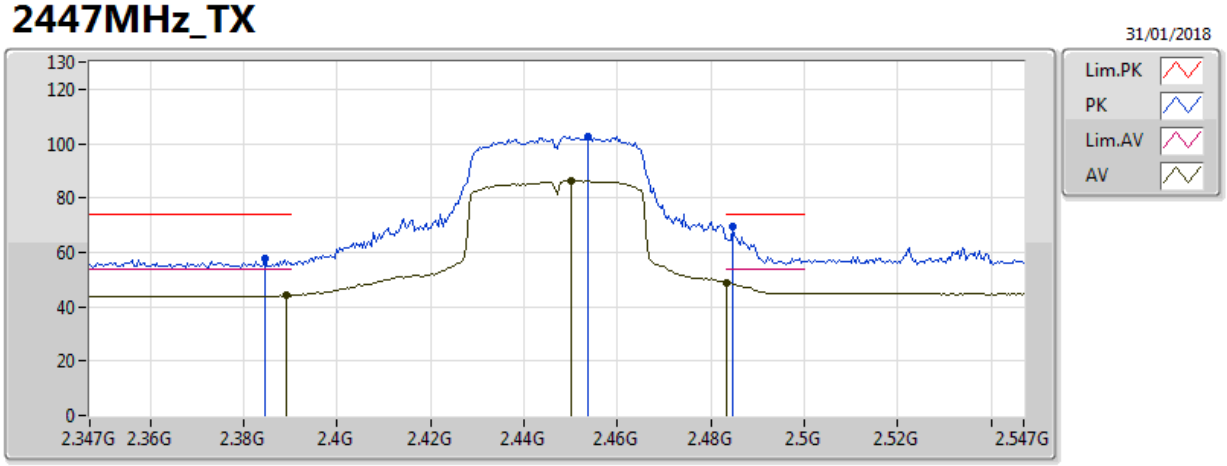

Type	Freq	Level	Limit	Margin	Factor	Dist	Condition	Azimuth	Height	Comments	Raw	AF	CL	PA
	(Hz)	(dBuV/m)	(dBuV/m)	(dB)	(dB)	(m)		(°)	(m)		(dBuV)	(dB)	(dB)	(dB)
AV	2.389G	44.13	54.00	-9.87	30.45	3	Horizontal	191	1.05	-	13.67	27.21	3.24	-
AV	2.4502G	86.40	Inf	-Inf	30.67	3	Horizontal	191	1.05	-	55.73	27.37	3.30	-
AV	2.483502G	48.86	54.00	-5.14	30.79	3	Horizontal	191	1.05	-	18.07	27.46	3.33	-
PK	2.3846G	57.54	74.00	-16.46	30.44	3	Horizontal	191	1.05	-	27.10	27.20	3.24	-
PK	2.4538G	102.75	Inf	-Inf	30.68	3	Horizontal	191	1.05	-	72.06	27.38	3.30	-
PK	2.4846G	69.48	74.00	-4.52	30.79	3	Horizontal	191	1.05	-	38.69	27.46	3.33	-

802.11n HT40_Nss1,(MCS0)_1TX(Port1)

2452MHz_TX

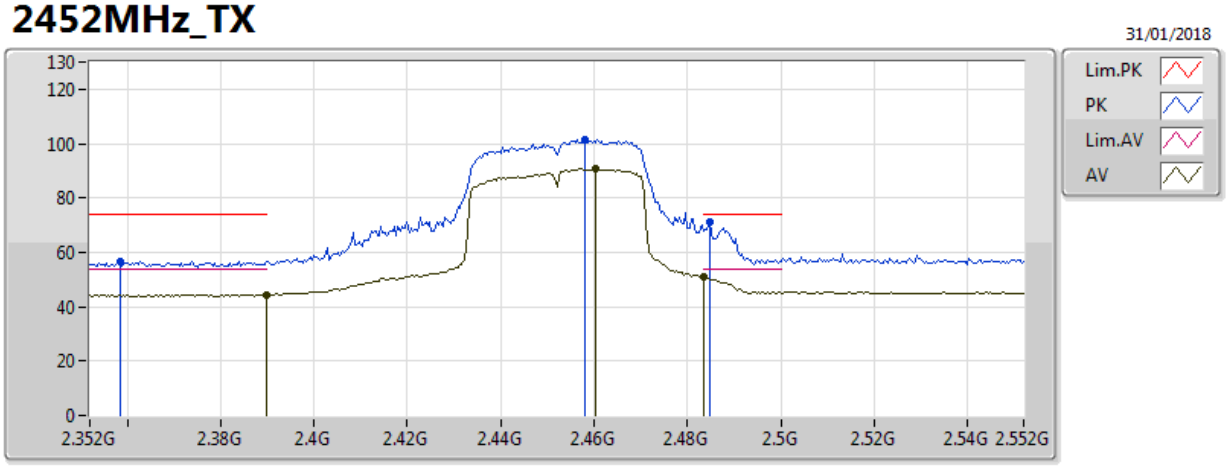

Type	Freq	Level	Limit	Margin	Factor	Dist	Condition	Azimuth	Height	Comments	Raw	AF	CL	PA
	(Hz)	(dBuV/m)	(dBuV/m)	(dB)	(dB)	(m)		(°)	(m)		(dBuV)	(dB)	(dB)	(dB)
AV	2.39G	44.31	54.00	-9.69	30.45	3	Vertical	117	1.30	-	13.86	27.21	3.24	-
AV	2.4604G	90.81	Inf	-Inf	30.71	3	Vertical	117	1.30	-	60.10	27.40	3.31	-
AV	2.4836G	50.73	54.00	-3.27	30.79	3	Vertical	117	1.30	-	19.94	27.46	3.33	-
PK	2.3584G	56.79	74.00	-17.21	30.34	3	Vertical	117	1.30	-	26.45	27.13	3.21	-
PK	2.458G	101.56	Inf	-Inf	30.70	3	Vertical	117	1.30	-	70.86	27.39	3.31	-
PK	2.4848G	71.18	74.00	-2.82	30.80	3	Vertical	117	1.30	-	40.39	27.46	3.33	-

802.11n HT40_Nss1,(MCS0)_1TX(Port1)

2452MHz_TX

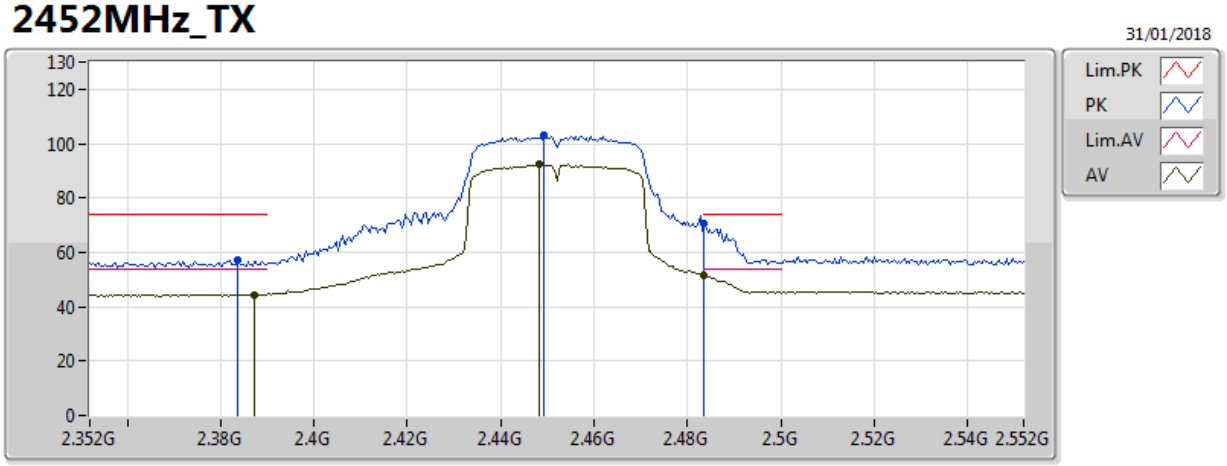

Type	Freq	Level	Limit	Margin	Factor	Dist	Condition	Azimuth	Height	Comments	Raw	AF	CL	PA
	(Hz)	(dBuV/m)	(dBuV/m)	(dB)	(dB)	(m)		(°)	(m)		(dBuV)	(dB)	(dB)	(dB)
AV	2.3872G	44.47	54.00	-9.53	30.45	3	Horizontal	193	1.04	-	14.03	27.21	3.24	-
AV	2.4484G	92.27	Inf	-Inf	30.66	3	Horizontal	193	1.04	-	61.60	27.37	3.30	-
AV	2.4836G	51.67	54.00	-2.33	30.79	3	Horizontal	193	1.04	-	20.88	27.46	3.33	-
PK	2.3836G	57.18	74.00	-16.82	30.43	3	Horizontal	193	1.04	-	26.75	27.20	3.24	-
PK	2.4492G	102.88	Inf	-Inf	30.67	3	Horizontal	193	1.04	-	72.21	27.37	3.30	-
PK	2.4836G	70.69	74.00	-3.31	30.79	3	Horizontal	193	1.04	-	39.90	27.46	3.33	-

802.11n HT40_Nss1,(MCS0)_1TX(Port1)

2452MHz_TX

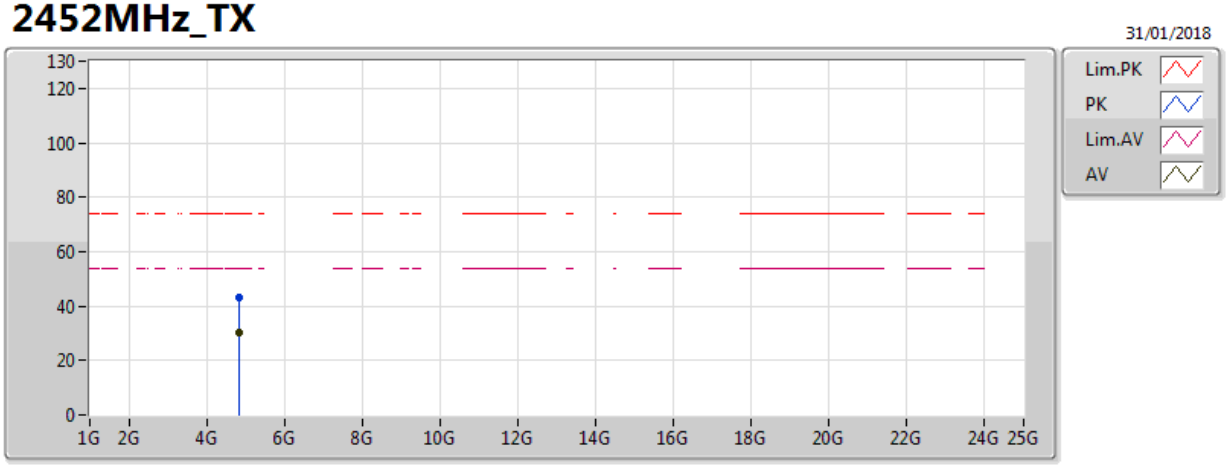

Type	Freq	Level	Limit	Margin	Factor	Dist	Condition	Azimuth	Height	Comments	Raw	AF	CL	PA
	(Hz)	(dBuV/m)	(dBuV/m)	(dB)	(dB)	(m)		(°)	(m)		(dBuV)	(dB)	(dB)	(dB)
AV	4.84472G	30.42	54.00	-23.58	2.17	3	Vertical	297	1.50	-	28.25	31.32	5.43	34.58
PK	4.8362G	43.23	74.00	-30.77	2.14	3	Vertical	297	1.50	-	41.09	31.31	5.42	34.58

802.11n HT40_Nss1,(MCS0)_1TX(Port1)

2452MHz_TX

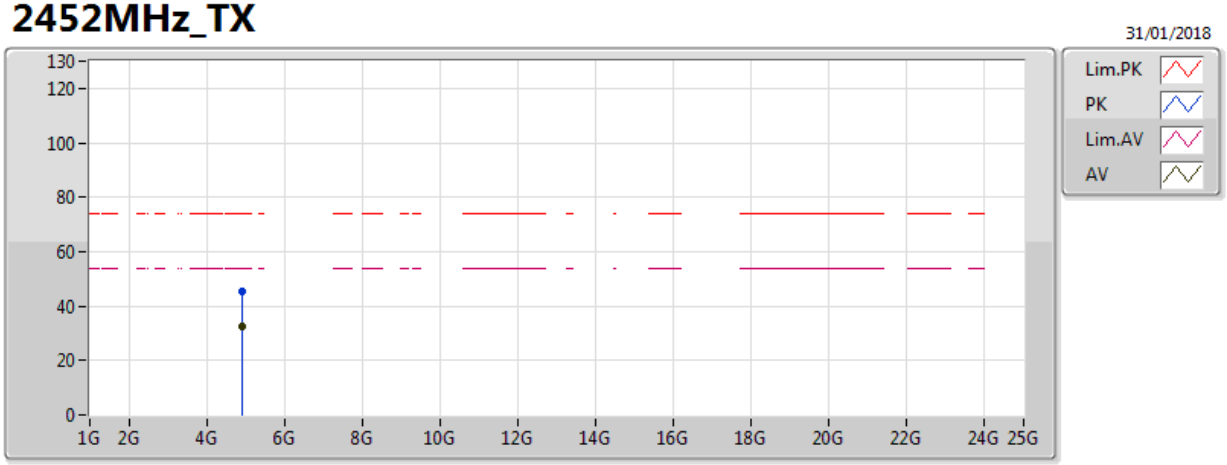

Type	Freq	Level	Limit	Margin	Factor	Dist	Condition	Azimuth	Height	Comments	Raw	AF	CL	PA
	(Hz)	(dBuV/m)	(dBuV/m)	(dB)	(dB)	(m)		(°)	(m)		(dBuV)	(dB)	(dB)	(dB)
AV	4.91714G	32.28	54.00	-21.72	2.39	3	Horizontal	292	2.16	-	29.89	31.45	5.51	34.57
PK	4.89626G	45.29	74.00	-28.71	2.33	3	Horizontal	292	2.16	-	42.97	31.41	5.49	34.57

Summary

Mode	Result	Type	Freq (Hz)	Level (dBuV/m)	Limit (dBuV/m)	Margin (dB)	Factor (dB)	Dist (m)	Condition	Azimuth (°)	Height (m)	Comments
2.4-2.4835GHz	-	-	-	-	-	-	-	-	-	-	-	-
802.11b_Nss1,(1Mbps)_1TX(Port2)	Pass	AV	2.4842G	45.50	54.00	-8.50	30.79	3	Vertical	141	2.20	-
802.11g_Nss1,(6Mbps)_1TX(Port2)	Pass	AV	2.483502G	53.53	54.00	-0.47	31.27	3	Horizontal	205	1.16	-
802.11n HT20_Nss1,(MCS0)_1TX(Port2)	Pass	AV	2.4838G	53.88	54.00	-0.12	31.27	3	Vertical	45	1.21	-
802.11n HT40_Nss1,(MCS0)_1TX(Port2)	Pass	AV	2.39G	53.88	54.00	-0.12	30.93	3	Vertical	50	1.07	-

Result

Mode	Result	Type	Freq (Hz)	Level (dBuV/m)	Limit (dBuV/m)	Margin (dB)	Factor (dB)	Dist (m)	Condition	Azimuth (°)	Height (m)	Comments
802.11b_Nss1,(1Mbps)_1TX(Port2)	-	-	-	-	-	-	-	-	-	-	-	-
2412MHz	Pass	AV	2.39G	44.13	54.00	-9.87	30.45	3	Horizontal	229	2.11	-
2412MHz	Pass	AV	2.4128G	100.59	Inf	-Inf	30.54	3	Horizontal	229	2.11	-
2412MHz	Pass	PK	2.3764G	57.48	74.00	-16.52	30.41	3	Horizontal	229	2.11	-
2412MHz	Pass	PK	2.413G	103.17	Inf	-Inf	30.54	3	Horizontal	229	2.11	-
2412MHz	Pass	AV	2.3894G	44.36	54.00	-9.64	30.45	3	Vertical	129	2.92	-
2412MHz	Pass	AV	2.4128G	106.06	Inf	-Inf	30.54	3	Vertical	129	2.92	-
2412MHz	Pass	PK	2.3886G	57.80	74.00	-16.20	30.45	3	Vertical	129	2.92	-
2412MHz	Pass	PK	2.413G	108.63	Inf	-Inf	30.54	3	Vertical	129	2.92	-
2412MHz	Pass	AV	4.824G	32.91	54.00	-21.09	5.90	3	Horizontal	28	2.04	-
2412MHz	Pass	PK	4.824G	45.17	74.00	-28.83	5.90	3	Horizontal	28	2.04	-
2412MHz	Pass	AV	4.824G	33.17	54.00	-20.83	5.90	3	Vertical	172	1.40	-
2412MHz	Pass	PK	4.824G	45.19	74.00	-28.81	5.90	3	Vertical	172	1.40	-
2437MHz	Pass	AV	2.3826G	44.03	54.00	-9.97	30.43	3	Horizontal	220	2.42	-
2437MHz	Pass	AV	2.4378G	100.70	Inf	-Inf	30.63	3	Horizontal	220	2.42	-
2437MHz	Pass	AV	2.4886G	45.10	54.00	-8.90	30.81	3	Horizontal	220	2.42	-
2437MHz	Pass	PK	2.3778G	56.96	74.00	-17.04	30.41	3	Horizontal	220	2.42	-
2437MHz	Pass	PK	2.4362G	103.37	Inf	-Inf	30.62	3	Horizontal	220	2.42	-
2437MHz	Pass	PK	2.4846G	57.98	74.00	-16.02	30.79	3	Horizontal	220	2.42	-
2437MHz	Pass	AV	2.3882G	44.13	54.00	-9.87	30.45	3	Vertical	128	1.44	-
2437MHz	Pass	AV	2.4362G	105.85	Inf	-Inf	30.62	3	Vertical	128	1.44	-
2437MHz	Pass	AV	2.491G	45.14	54.00	-8.86	30.82	3	Vertical	128	1.44	-
2437MHz	Pass	PK	2.3858G	57.60	74.00	-16.40	30.44	3	Vertical	128	1.44	-
2437MHz	Pass	PK	2.4362G	108.54	Inf	-Inf	30.62	3	Vertical	128	1.44	-
2437MHz	Pass	PK	2.4926G	58.01	74.00	-15.99	30.82	3	Vertical	128	1.44	-
2437MHz	Pass	AV	4.874G	35.95	54.00	-18.05	6.01	3	Horizontal	30	2.07	-
2437MHz	Pass	PK	4.874G	46.47	74.00	-27.53	6.01	3	Horizontal	30	2.07	-
2437MHz	Pass	AV	4.874G	39.14	54.00	-14.86	6.01	3	Vertical	56	1.40	-
2437MHz	Pass	PK	4.874G	47.76	74.00	-26.24	6.01	3	Vertical	56	1.40	-
2462MHz	Pass	AV	2.4628G	103.03	Inf	-Inf	30.72	3	Horizontal	225	2.37	-
2462MHz	Pass	AV	2.4842G	45.11	54.00	-8.89	30.79	3	Horizontal	225	2.37	-
2462MHz	Pass	PK	2.4612G	105.61	Inf	-Inf	30.71	3	Horizontal	225	2.37	-
2462MHz	Pass	PK	2.4886G	59.09	74.00	-14.91	30.81	3	Horizontal	225	2.37	-
2462MHz	Pass	AV	2.4612G	107.50	Inf	-Inf	30.71	3	Vertical	141	2.20	-
2462MHz	Pass	AV	2.4842G	45.50	54.00	-8.50	30.79	3	Vertical	141	2.20	-
2462MHz	Pass	PK	2.4612G	110.10	Inf	-Inf	30.71	3	Vertical	141	2.20	-
2462MHz	Pass	PK	2.4932G	58.72	74.00	-15.28	30.83	3	Vertical	141	2.20	-
2462MHz	Pass	AV	4.924G	39.18	54.00	-14.82	6.13	3	Horizontal	186	1.50	-
2462MHz	Pass	PK	4.924G	47.14	74.00	-26.86	6.13	3	Horizontal	186	1.50	-
2462MHz	Pass	AV	4.924G	44.83	54.00	-9.17	6.13	3	Vertical	54	2.17	-
2462MHz	Pass	PK	4.924G	50.44	74.00	-23.56	6.13	3	Vertical	54	2.17	-
802.11g_Nss1,(6Mbps)_1TX(Port2)	-	-	-	-	-	-	-	-	-	-	-	-
2412MHz	Pass	AV	2.39G	48.12	54.00	-5.88	30.45	3	Horizontal	208	2.14	-
2412MHz	Pass	AV	2.417G	95.33	Inf	-Inf	30.55	3	Horizontal	208	2.14	-
2412MHz	Pass	PK	2.3892G	64.78	74.00	-9.22	30.45	3	Horizontal	208	2.14	-
2412MHz	Pass	PK	2.413G	105.93	Inf	-Inf	30.54	3	Horizontal	208	2.14	-
2412MHz	Pass	AV	2.39G	53.30	54.00	-0.70	30.45	3	Vertical	118	2.60	-
2412MHz	Pass	AV	2.4174G	101.48	Inf	-Inf	30.55	3	Vertical	118	2.60	-

RSE TX above 1GHz Result - PIFA Antenna

Mode	Result	Type	Freq (Hz)	Level (dBuV/m)	Limit (dBuV/m)	Margin (dB)	Factor (dB)	Dist (m)	Condition	Azimuth (°)	Height (m)	Comments
2412MHz	Pass	PK	2.39G	73.48	74.00	-0.52	30.45	3	Vertical	118	2.60	-
2412MHz	Pass	PK	2.4166G	111.56	Inf	-Inf	30.55	3	Vertical	118	2.60	-
2412MHz	Pass	AV	4.8138G	31.11	54.00	-22.89	2.07	3	Horizontal	281	1.82	-
2412MHz	Pass	PK	4.8384G	44.35	74.00	-29.65	2.15	3	Horizontal	281	1.82	-
2412MHz	Pass	AV	4.8105G	30.70	54.00	-23.30	2.06	3	Vertical	349	1.50	-
2412MHz	Pass	PK	4.82124G	44.78	74.00	-29.22	2.10	3	Vertical	349	1.50	-
2417MHz	Pass	AV	2.39G	53.31	54.00	-0.69	30.93	3	Horizontal	189	1.29	-
2417MHz	Pass	AV	2.4124G	103.14	Inf	-Inf	31.01	3	Horizontal	189	1.29	-
2417MHz	Pass	PK	2.3884G	70.42	74.00	-3.58	30.93	3	Horizontal	189	1.29	-
2417MHz	Pass	PK	2.4222G	113.68	Inf	-Inf	31.05	3	Horizontal	189	1.29	-
2417MHz	Pass	AV	2.39G	49.68	54.00	-4.32	30.93	3	Vertical	189	1.29	-
2417MHz	Pass	AV	2.4126G	98.36	Inf	-Inf	31.02	3	Vertical	189	1.29	-
2417MHz	Pass	PK	2.3898G	65.72	74.00	-8.28	30.93	3	Vertical	189	1.29	-
2417MHz	Pass	PK	2.4228G	108.47	Inf	-Inf	31.05	3	Vertical	189	1.29	-
2422MHz	Pass	AV	2.39G	50.67	54.00	-3.33	30.93	3	Horizontal	206	1.47	-
2422MHz	Pass	AV	2.4176G	104.05	Inf	-Inf	31.03	3	Horizontal	206	1.47	-
2422MHz	Pass	AV	2.4872G	45.01	54.00	-8.99	31.28	3	Horizontal	206	1.47	-
2422MHz	Pass	PK	2.386G	67.62	74.00	-6.38	30.92	3	Horizontal	206	1.47	-
2422MHz	Pass	PK	2.4268G	113.60	Inf	-Inf	31.07	3	Horizontal	206	1.47	-
2422MHz	Pass	PK	2.4868G	56.50	74.00	-17.50	31.28	3	Horizontal	206	1.47	-
2422MHz	Pass	AV	2.39G	46.97	54.00	-7.03	30.93	3	Vertical	188	1.31	-
2422MHz	Pass	AV	2.4168G	98.85	Inf	-Inf	31.03	3	Vertical	188	1.31	-
2422MHz	Pass	AV	2.486G	44.17	54.00	-9.83	31.28	3	Vertical	188	1.31	-
2422MHz	Pass	PK	2.3888G	63.79	74.00	-10.21	30.93	3	Vertical	188	1.31	-
2422MHz	Pass	PK	2.4152G	108.45	Inf	-Inf	31.02	3	Vertical	188	1.31	-
2422MHz	Pass	PK	2.4844G	55.12	74.00	-18.88	31.27	3	Vertical	188	1.31	-
2437MHz	Pass	AV	2.3846G	47.06	54.00	-6.94	30.44	3	Horizontal	141	2.08	-
2437MHz	Pass	AV	2.4322G	103.37	Inf	-Inf	30.61	3	Horizontal	141	2.08	-
2437MHz	Pass	AV	2.4894G	47.80	54.00	-6.20	30.81	3	Horizontal	141	2.08	-
2437MHz	Pass	PK	2.3878G	57.80	74.00	-16.20	30.45	3	Horizontal	141	2.08	-
2437MHz	Pass	PK	2.4306G	113.92	Inf	-Inf	30.60	3	Horizontal	141	2.08	-
2437MHz	Pass	PK	2.4858G	64.60	74.00	-9.40	30.80	3	Horizontal	141	2.08	-
2437MHz	Pass	AV	2.3846G	45.51	54.00	-8.49	30.44	3	Vertical	191	1.84	-
2437MHz	Pass	AV	2.433G	99.88	Inf	-Inf	30.61	3	Vertical	191	1.84	-
2437MHz	Pass	AV	2.4894G	46.40	54.00	-7.60	30.81	3	Vertical	191	1.84	-
2437MHz	Pass	PK	2.385G	56.46	74.00	-17.54	30.44	3	Vertical	191	1.84	-
2437MHz	Pass	PK	2.4326G	110.09	Inf	-Inf	30.61	3	Vertical	191	1.84	-
2437MHz	Pass	PK	2.4842G	62.28	74.00	-11.72	30.79	3	Vertical	191	1.84	-
2437MHz	Pass	AV	4.86818G	31.39	54.00	-22.61	2.24	3	Horizontal	327	1.85	-
2437MHz	Pass	PK	4.87538G	43.76	74.00	-30.24	2.26	3	Horizontal	327	1.85	-
2437MHz	Pass	AV	4.86956G	31.57	54.00	-22.43	2.25	3	Vertical	188	1.85	-
2437MHz	Pass	PK	4.86716G	45.21	74.00	-28.79	2.24	3	Vertical	188	1.85	-
2447MHz	Pass	AV	2.389998G	44.16	54.00	-9.84	30.93	3	Horizontal	206	1.18	-
2447MHz	Pass	AV	2.4538G	102.83	Inf	-Inf	31.16	3	Horizontal	206	1.18	-
2447MHz	Pass	AV	2.483502G	51.11	54.00	-2.89	31.27	3	Horizontal	206	1.18	-
2447MHz	Pass	PK	2.3894G	55.95	74.00	-18.05	30.93	3	Horizontal	206	1.18	-
2447MHz	Pass	PK	2.453G	112.45	Inf	-Inf	31.16	3	Horizontal	206	1.18	-
2447MHz	Pass	PK	2.485G	69.14	74.00	-4.86	31.28	3	Horizontal	206	1.18	-
2447MHz	Pass	AV	2.389998G	43.44	54.00	-10.56	30.93	3	Vertical	188	1.03	-

RSE TX above 1GHz Result - PIFA Antenna

Mode	Result	Type	Freq (Hz)	Level (dBuV/m)	Limit (dBuV/m)	Margin (dB)	Factor (dB)	Dist (m)	Condition	Azimuth (°)	Height (m)	Comments
2447MHz	Pass	AV	2.4518G	97.69	Inf	-Inf	31.16	3	Vertical	188	1.03	-
2447MHz	Pass	AV	2.483502G	47.60	54.00	-6.40	31.27	3	Vertical	188	1.03	-
2447MHz	Pass	PK	2.389998G	55.30	74.00	-18.70	30.93	3	Vertical	188	1.03	-
2447MHz	Pass	PK	2.4514G	108.24	Inf	-Inf	31.16	3	Vertical	188	1.03	-
2447MHz	Pass	PK	2.483502G	63.84	74.00	-10.16	31.27	3	Vertical	188	1.03	-
2452MHz	Pass	AV	2.4574G	102.98	Inf	-Inf	31.18	3	Horizontal	205	1.16	-
2452MHz	Pass	AV	2.483502G	53.40	54.00	-0.60	31.27	3	Horizontal	205	1.16	-
2452MHz	Pass	PK	2.458G	113.48	Inf	-Inf	31.18	3	Horizontal	205	1.16	-
2452MHz	Pass	PK	2.4844G	70.22	74.00	-3.78	31.27	3	Horizontal	205	1.16	-
2452MHz	Pass	AV	2.458G	98.08	Inf	-Inf	31.18	3	Vertical	185	1.01	-
2452MHz	Pass	AV	2.4836G	48.89	54.00	-5.11	31.27	3	Vertical	185	1.01	-
2452MHz	Pass	PK	2.4548G	108.75	Inf	-Inf	31.17	3	Vertical	185	1.01	-
2452MHz	Pass	PK	2.4864G	65.19	74.00	-8.81	31.28	3	Vertical	185	1.01	-
2457MHz	Pass	AV	2.4616G	101.96	Inf	-Inf	31.19	3	Horizontal	205	1.16	-
2457MHz	Pass	AV	2.483502G	53.34	54.00	-0.66	31.27	3	Horizontal	205	1.16	-
2457MHz	Pass	PK	2.4532G	112.01	Inf	-Inf	31.16	3	Horizontal	205	1.16	-
2457MHz	Pass	PK	2.484G	70.46	74.00	-3.54	31.27	3	Horizontal	205	1.16	-
2457MHz	Pass	AV	2.462G	97.03	Inf	-Inf	31.19	3	Vertical	189	1.37	-
2457MHz	Pass	AV	2.483502G	49.62	54.00	-4.38	31.27	3	Vertical	189	1.37	-
2457MHz	Pass	PK	2.4608G	107.63	Inf	-Inf	31.19	3	Vertical	189	1.37	-
2457MHz	Pass	PK	2.4842G	64.68	74.00	-9.32	31.27	3	Vertical	189	1.37	-
2462MHz	Pass	AV	2.4586G	100.63	Inf	-Inf	31.18	3	Horizontal	205	1.16	-
2462MHz	Pass	AV	2.483502G	53.53	54.00	-0.47	31.27	3	Horizontal	205	1.16	-
2462MHz	Pass	PK	2.4574G	110.90	Inf	-Inf	31.18	3	Horizontal	205	1.16	-
2462MHz	Pass	PK	2.4838G	73.52	74.00	-0.48	31.27	3	Horizontal	205	1.16	-
2462MHz	Pass	AV	2.4584G	91.63	Inf	-Inf	31.18	3	Vertical	186	2.21	-
2462MHz	Pass	AV	2.483502G	47.98	54.00	-6.02	31.27	3	Vertical	186	2.21	-
2462MHz	Pass	PK	2.459G	102.27	Inf	-Inf	31.18	3	Vertical	186	2.21	-
2462MHz	Pass	PK	2.483502G	69.16	74.00	-4.84	31.27	3	Vertical	186	2.21	-
2462MHz	Pass	AV	4.92568G	31.25	54.00	-22.75	2.42	3	Horizontal	327	1.39	-
2462MHz	Pass	PK	4.91608G	44.57	74.00	-29.43	2.39	3	Horizontal	327	1.39	-
2462MHz	Pass	AV	4.9237G	31.53	54.00	-22.47	2.41	3	Vertical	187	1.81	-
2462MHz	Pass	PK	4.9273G	45.55	74.00	-28.45	2.42	3	Vertical	187	1.81	-
802.11n HT20_Nss1,(MCS0)_1TX(Port2)	-	-	-	-	-	-	-	-	-	-	-	-
2412MHz	Pass	AV	2.39G	52.77	54.00	-1.23	30.93	3	Horizontal	207	1.69	-
2412MHz	Pass	AV	2.4166G	101.67	Inf	-Inf	31.03	3	Horizontal	207	1.69	-
2412MHz	Pass	PK	2.39G	70.64	74.00	-3.36	30.93	3	Horizontal	207	1.69	-
2412MHz	Pass	PK	2.4166G	111.78	Inf	-Inf	31.03	3	Horizontal	207	1.69	-
2412MHz	Pass	AV	2.3898G	49.18	54.00	-4.82	30.93	3	Vertical	189	1.29	-
2412MHz	Pass	AV	2.4094G	96.58	Inf	-Inf	31.00	3	Vertical	189	1.29	-
2412MHz	Pass	PK	2.3896G	67.84	74.00	-6.16	30.93	3	Vertical	189	1.29	-
2412MHz	Pass	PK	2.4162G	107.42	Inf	-Inf	31.03	3	Vertical	189	1.29	-
2412MHz	Pass	AV	4.8159G	30.78	54.00	-23.22	2.08	3	Horizontal	295	1.01	-
2412MHz	Pass	PK	4.81602G	44.06	74.00	-29.94	2.08	3	Horizontal	295	1.01	-
2412MHz	Pass	AV	4.8141G	30.57	54.00	-23.43	2.07	3	Vertical	204	1.50	-
2412MHz	Pass	PK	4.82154G	43.53	74.00	-30.47	2.10	3	Vertical	204	1.50	-
2417MHz	Pass	AV	2.389998G	46.64	54.00	-7.36	30.93	3	Horizontal	172	1.45	-
2417MHz	Pass	AV	2.413G	96.82	Inf	-Inf	31.02	3	Horizontal	172	1.45	-
2417MHz	Pass	AV	2.4846G	43.86	54.00	-10.14	31.27	3	Horizontal	172	1.45	-

RSE TX above 1GHz Result - PIFA Antenna

Mode	Result	Type	Freq (Hz)	Level (dBuV/m)	Limit (dBuV/m)	Margin (dB)	Factor (dB)	Dist (m)	Condition	Azimuth (°)	Height (m)	Comments
2417MHz	Pass	PK	2.389998G	59.27	74.00	-14.73	30.93	3	Horizontal	172	1.45	-
2417MHz	Pass	PK	2.4142G	107.22	Inf	-Inf	31.02	3	Horizontal	172	1.45	-
2417MHz	Pass	PK	2.4838G	55.19	74.00	-18.81	31.27	3	Horizontal	172	1.45	-
2417MHz	Pass	AV	2.389998G	45.20	54.00	-8.80	30.93	3	Vertical	38	1.61	-
2417MHz	Pass	AV	2.4138G	96.69	Inf	-Inf	31.02	3	Vertical	38	1.61	-
2417MHz	Pass	AV	2.485G	43.87	54.00	-10.13	31.28	3	Vertical	38	1.61	-
2417MHz	Pass	PK	2.389998G	59.66	74.00	-14.34	30.93	3	Vertical	38	1.61	-
2417MHz	Pass	PK	2.4202G	106.28	Inf	-Inf	31.04	3	Vertical	38	1.61	-
2417MHz	Pass	PK	2.4866G	55.08	74.00	-18.92	31.28	3	Vertical	38	1.61	-
2437MHz	Pass	AV	2.3846G	48.15	54.00	-5.85	30.92	3	Horizontal	206	1.50	-
2437MHz	Pass	AV	2.4306G	102.34	Inf	-Inf	31.08	3	Horizontal	206	1.50	-
2437MHz	Pass	AV	2.4894G	47.97	54.00	-6.03	31.29	3	Horizontal	206	1.50	-
2437MHz	Pass	PK	2.3878G	59.06	74.00	-14.94	30.93	3	Horizontal	206	1.50	-
2437MHz	Pass	PK	2.4298G	112.11	Inf	-Inf	31.08	3	Horizontal	206	1.50	-
2437MHz	Pass	PK	2.483502G	61.84	74.00	-12.16	31.27	3	Horizontal	206	1.50	-
2437MHz	Pass	AV	2.3846G	44.95	54.00	-9.05	30.92	3	Vertical	190	1.46	-
2437MHz	Pass	AV	2.4318G	96.89	Inf	-Inf	31.08	3	Vertical	190	1.46	-
2437MHz	Pass	AV	2.4894G	45.17	54.00	-8.83	31.29	3	Vertical	190	1.46	-
2437MHz	Pass	PK	2.385G	55.20	74.00	-18.80	30.92	3	Vertical	190	1.46	-
2437MHz	Pass	PK	2.4338G	107.61	Inf	-Inf	31.09	3	Vertical	190	1.46	-
2437MHz	Pass	PK	2.4838G	56.58	74.00	-17.42	31.27	3	Vertical	190	1.46	-
2437MHz	Pass	AV	4.8737G	31.04	54.00	-22.96	2.26	3	Horizontal	324	1.93	-
2437MHz	Pass	PK	4.86824G	44.48	74.00	-29.52	2.24	3	Horizontal	324	1.93	-
2437MHz	Pass	AV	4.874G	31.46	54.00	-22.54	2.26	3	Vertical	188	1.73	-
2437MHz	Pass	PK	4.87478G	44.63	74.00	-29.37	2.26	3	Vertical	188	1.73	-
2457MHz	Pass	AV	2.381G	42.73	54.00	-11.27	30.90	3	Horizontal	43	2.98	-
2457MHz	Pass	AV	2.4618G	99.07	Inf	-Inf	31.19	3	Horizontal	43	2.98	-
2457MHz	Pass	AV	2.483502G	53.82	54.00	-0.18	31.27	3	Horizontal	43	2.98	-
2457MHz	Pass	PK	2.3878G	53.89	74.00	-20.11	30.93	3	Horizontal	43	2.98	-
2457MHz	Pass	PK	2.4622G	108.59	Inf	-Inf	31.19	3	Horizontal	43	2.98	-
2457MHz	Pass	PK	2.4838G	70.86	74.00	-3.14	31.27	3	Horizontal	43	2.98	-
2457MHz	Pass	AV	2.389G	42.97	54.00	-11.03	30.93	3	Vertical	45	1.21	-
2457MHz	Pass	AV	2.4602G	97.96	Inf	-Inf	31.19	3	Vertical	45	1.21	-
2457MHz	Pass	AV	2.4838G	53.88	54.00	-0.12	31.27	3	Vertical	45	1.21	-
2457MHz	Pass	PK	2.3606G	54.09	74.00	-19.91	30.83	3	Vertical	45	1.21	-
2457MHz	Pass	PK	2.4606G	108.27	Inf	-Inf	31.19	3	Vertical	45	1.21	-
2457MHz	Pass	PK	2.483502G	69.26	74.00	-4.74	31.27	3	Vertical	45	1.21	-
2462MHz	Pass	AV	2.4544G	96.31	Inf	-Inf	31.17	3	Horizontal	47	3.04	-
2462MHz	Pass	AV	2.4838G	51.75	54.00	-2.25	31.27	3	Horizontal	47	3.04	-
2462MHz	Pass	PK	2.4576G	107.06	Inf	-Inf	31.18	3	Horizontal	47	3.04	-
2462MHz	Pass	PK	2.4836G	72.19	74.00	-1.81	31.27	3	Horizontal	47	3.04	-
2462MHz	Pass	AV	2.4682G	96.10	Inf	-Inf	31.22	3	Vertical	44	1.13	-
2462MHz	Pass	AV	2.483502G	53.85	54.00	-0.15	31.27	3	Vertical	44	1.13	-
2462MHz	Pass	PK	2.468G	106.77	Inf	-Inf	31.21	3	Vertical	44	1.13	-
2462MHz	Pass	PK	2.4842G	72.96	74.00	-1.04	31.27	3	Vertical	44	1.13	-
2462MHz	Pass	AV	4.9273G	31.86	54.00	-22.14	2.42	3	Horizontal	317	3.56	-
2462MHz	Pass	PK	4.92244G	44.64	74.00	-29.36	2.41	3	Horizontal	317	3.56	-
2462MHz	Pass	AV	4.9252G	32.41	54.00	-21.59	2.42	3	Vertical	187	1.50	-
2462MHz	Pass	PK	4.92742G	45.20	74.00	-28.80	2.43	3	Vertical	187	1.50	-

Mode	Result	Type	Freq (Hz)	Level (dBuV/m)	Limit (dBuV/m)	Margin (dB)	Factor (dB)	Dist (m)	Condition	Azimuth (°)	Height (m)	Comments
802.11n HT40_Nss1,(MCS0)_1TX(Port2)	-	-	-	-	-	-	-	-	-	-	-	-
2422MHz	Pass	AV	2.3888G	53.82	54.00	-0.18	30.93	3	Horizontal	171	1.43	-
2422MHz	Pass	AV	2.4144G	93.71	Inf	-Inf	31.02	3	Horizontal	171	1.43	-
2422MHz	Pass	AV	2.4844G	46.59	54.00	-7.41	31.27	3	Horizontal	171	1.43	-
2422MHz	Pass	PK	2.3876G	70.59	74.00	-3.41	30.93	3	Horizontal	171	1.43	-
2422MHz	Pass	PK	2.4144G	103.41	Inf	-Inf	31.02	3	Horizontal	171	1.43	-
2422MHz	Pass	PK	2.4852G	60.37	74.00	-13.63	31.28	3	Horizontal	171	1.43	-
2422MHz	Pass	AV	2.39G	53.88	54.00	-0.12	30.93	3	Vertical	50	1.07	-
2422MHz	Pass	AV	2.4128G	93.90	Inf	-Inf	31.02	3	Vertical	50	1.07	-
2422MHz	Pass	AV	2.4836G	47.40	54.00	-6.60	31.27	3	Vertical	50	1.07	-
2422MHz	Pass	PK	2.3896G	69.61	74.00	-4.39	30.93	3	Vertical	50	1.07	-
2422MHz	Pass	PK	2.42G	103.82	Inf	-Inf	31.04	3	Vertical	50	1.07	-
2422MHz	Pass	PK	2.484G	60.90	74.00	-13.10	31.27	3	Vertical	50	1.07	-
2422MHz	Pass	AV	4.83896G	31.06	54.00	-22.94	2.15	3	Horizontal	34	1.62	-
2422MHz	Pass	PK	4.83632G	43.96	74.00	-30.04	2.14	3	Horizontal	34	1.62	-
2422MHz	Pass	AV	4.85852G	30.94	54.00	-23.06	2.21	3	Vertical	317	3.56	-
2422MHz	Pass	PK	4.8359G	43.17	74.00	-30.83	2.14	3	Vertical	317	3.56	-
2427MHz	Pass	AV	2.389998G	53.82	54.00	-0.18	30.93	3	Horizontal	172	1.43	-
2427MHz	Pass	AV	2.4202G	95.09	Inf	-Inf	31.04	3	Horizontal	172	1.43	-
2427MHz	Pass	AV	2.483502G	50.21	54.00	-3.79	31.27	3	Horizontal	172	1.43	-
2427MHz	Pass	PK	2.389G	71.85	74.00	-2.15	30.93	3	Horizontal	172	1.43	-
2427MHz	Pass	PK	2.4134G	104.72	Inf	-Inf	31.02	3	Horizontal	172	1.43	-
2427MHz	Pass	PK	2.483502G	63.16	74.00	-10.84	31.27	3	Horizontal	172	1.43	-
2427MHz	Pass	AV	2.3882G	53.75	54.00	-0.25	30.93	3	Vertical	39	1.64	-
2427MHz	Pass	AV	2.4138G	94.57	Inf	-Inf	31.02	3	Vertical	39	1.64	-
2427MHz	Pass	AV	2.4838G	50.39	54.00	-3.61	31.27	3	Vertical	39	1.64	-
2427MHz	Pass	PK	2.3878G	71.45	74.00	-2.55	30.93	3	Vertical	39	1.64	-
2427MHz	Pass	PK	2.4142G	104.46	Inf	-Inf	31.02	3	Vertical	39	1.64	-
2427MHz	Pass	PK	2.4842G	64.31	74.00	-9.69	31.27	3	Vertical	39	1.64	-
2432MHz	Pass	AV	2.3892G	53.72	54.00	-0.28	30.93	3	Horizontal	172	1.43	-
2432MHz	Pass	AV	2.4204G	95.82	Inf	-Inf	31.04	3	Horizontal	172	1.43	-
2432MHz	Pass	AV	2.4836G	52.19	54.00	-1.81	31.27	3	Horizontal	172	1.43	-
2432MHz	Pass	PK	2.3896G	69.00	74.00	-5.00	30.93	3	Horizontal	172	1.43	-
2432MHz	Pass	PK	2.4196G	105.54	Inf	-Inf	31.04	3	Horizontal	172	1.43	-
2432MHz	Pass	PK	2.484G	64.31	74.00	-9.69	31.27	3	Horizontal	172	1.43	-
2432MHz	Pass	AV	2.3892G	52.45	54.00	-1.55	30.93	3	Vertical	41	1.63	-
2432MHz	Pass	AV	2.418G	95.53	Inf	-Inf	31.03	3	Vertical	41	1.63	-
2432MHz	Pass	AV	2.4836G	52.83	54.00	-1.17	31.27	3	Vertical	41	1.63	-
2432MHz	Pass	PK	2.3892G	67.77	74.00	-6.23	30.93	3	Vertical	41	1.63	-
2432MHz	Pass	PK	2.42G	105.15	Inf	-Inf	31.04	3	Vertical	41	1.63	-
2432MHz	Pass	PK	2.4836G	66.43	74.00	-7.57	31.27	3	Vertical	41	1.63	-
2437MHz	Pass	AV	2.3894G	46.42	54.00	-7.58	30.93	3	Horizontal	47	3.06	-
2437MHz	Pass	AV	2.4502G	95.29	Inf	-Inf	31.15	3	Horizontal	47	3.06	-
2437MHz	Pass	AV	2.483502G	50.64	54.00	-3.36	31.27	3	Horizontal	47	3.06	-
2437MHz	Pass	PK	2.389998G	59.22	74.00	-14.78	30.93	3	Horizontal	47	3.06	-
2437MHz	Pass	PK	2.4494G	105.24	Inf	-Inf	31.15	3	Horizontal	47	3.06	-
2437MHz	Pass	PK	2.4838G	68.48	74.00	-5.52	31.27	3	Horizontal	47	3.06	-
2437MHz	Pass	AV	2.389G	46.83	54.00	-7.17	30.93	3	Vertical	125	1.06	-
2437MHz	Pass	AV	2.447G	94.73	Inf	-Inf	31.14	3	Vertical	125	1.06	-

RSE TX above 1GHz Result - PIFA Antenna

Mode	Result	Type	Freq (Hz)	Level (dBuV/m)	Limit (dBuV/m)	Margin (dB)	Factor (dB)	Dist (m)	Condition	Azimuth (°)	Height (m)	Comments
2437MHz	Pass	AV	2.4838G	52.23	54.00	-1.77	31.27	3	Vertical	125	1.06	-
2437MHz	Pass	PK	2.389G	58.73	74.00	-15.27	30.93	3	Vertical	125	1.06	-
2437MHz	Pass	PK	2.4478G	104.03	Inf	-Inf	31.14	3	Vertical	125	1.06	-
2437MHz	Pass	PK	2.4838G	66.29	74.00	-7.71	31.27	3	Vertical	125	1.06	-
2437MHz	Pass	AV	4.859G	31.06	54.00	-22.94	2.21	3	Horizontal	48	1.71	-
2437MHz	Pass	PK	4.87976G	43.09	74.00	-30.91	2.28	3	Horizontal	48	1.71	-
2437MHz	Pass	AV	4.88324G	31.09	54.00	-22.91	2.29	3	Vertical	119	2.05	-
2437MHz	Pass	PK	4.87076G	43.19	74.00	-30.81	2.25	3	Vertical	119	2.05	-
2442MHz	Pass	AV	2.388G	44.20	54.00	-9.80	30.93	3	Horizontal	47	3.03	-
2442MHz	Pass	AV	2.4544G	94.91	Inf	-Inf	31.17	3	Horizontal	47	3.03	-
2442MHz	Pass	AV	2.4836G	51.40	54.00	-2.60	31.27	3	Horizontal	47	3.03	-
2442MHz	Pass	PK	2.388G	54.75	74.00	-19.25	30.93	3	Horizontal	47	3.03	-
2442MHz	Pass	PK	2.45G	105.17	Inf	-Inf	31.15	3	Horizontal	47	3.03	-
2442MHz	Pass	PK	2.4844G	66.81	74.00	-7.19	31.27	3	Horizontal	47	3.03	-
2442MHz	Pass	AV	2.39G	45.53	54.00	-8.47	30.93	3	Vertical	48	1.24	-
2442MHz	Pass	AV	2.4548G	94.73	Inf	-Inf	31.17	3	Vertical	48	1.24	-
2442MHz	Pass	AV	2.4836G	53.68	54.00	-0.32	31.27	3	Vertical	48	1.24	-
2442MHz	Pass	PK	2.3888G	57.63	74.00	-16.37	30.93	3	Vertical	48	1.24	-
2442MHz	Pass	PK	2.4548G	103.73	Inf	-Inf	31.17	3	Vertical	48	1.24	-
2442MHz	Pass	PK	2.4836G	69.10	74.00	-4.90	31.27	3	Vertical	48	1.24	-
2447MHz	Pass	AV	2.3886G	43.43	54.00	-10.57	30.93	3	Horizontal	42	3.00	-
2447MHz	Pass	AV	2.4606G	93.73	Inf	-Inf	31.19	3	Horizontal	42	3.00	-
2447MHz	Pass	AV	2.4846G	51.10	54.00	-2.90	31.27	3	Horizontal	42	3.00	-
2447MHz	Pass	PK	2.389G	53.96	74.00	-20.04	30.93	3	Horizontal	42	3.00	-
2447MHz	Pass	PK	2.4534G	103.31	Inf	-Inf	31.16	3	Horizontal	42	3.00	-
2447MHz	Pass	PK	2.4842G	70.01	74.00	-3.99	31.27	3	Horizontal	42	3.00	-
2447MHz	Pass	AV	2.3886G	43.79	54.00	-10.21	30.93	3	Vertical	41	1.28	-
2447MHz	Pass	AV	2.4566G	92.65	Inf	-Inf	31.17	3	Vertical	41	1.28	-
2447MHz	Pass	AV	2.4838G	50.81	54.00	-3.19	31.27	3	Vertical	41	1.28	-
2447MHz	Pass	PK	2.3866G	53.87	74.00	-20.13	30.92	3	Vertical	41	1.28	-
2447MHz	Pass	PK	2.4494G	102.50	Inf	-Inf	31.15	3	Vertical	41	1.28	-
2447MHz	Pass	PK	2.4846G	69.94	74.00	-4.06	31.27	3	Vertical	41	1.28	-
2452MHz	Pass	AV	2.39G	43.40	54.00	-10.60	30.93	3	Horizontal	44	2.99	-
2452MHz	Pass	AV	2.4616G	93.79	Inf	-Inf	31.19	3	Horizontal	44	2.99	-
2452MHz	Pass	AV	2.4844G	53.53	54.00	-0.47	31.27	3	Horizontal	44	2.99	-
2452MHz	Pass	PK	2.3848G	54.16	74.00	-19.84	30.92	3	Horizontal	44	2.99	-
2452MHz	Pass	PK	2.4628G	103.47	Inf	-Inf	31.20	3	Horizontal	44	2.99	-
2452MHz	Pass	PK	2.4852G	72.29	74.00	-1.71	31.28	3	Horizontal	44	2.99	-
2452MHz	Pass	AV	2.3888G	43.52	54.00	-10.48	30.93	3	Vertical	40	1.23	-
2452MHz	Pass	AV	2.4616G	93.17	Inf	-Inf	31.19	3	Vertical	40	1.23	-
2452MHz	Pass	AV	2.4844G	53.17	54.00	-0.83	31.27	3	Vertical	40	1.23	-
2452MHz	Pass	PK	2.3892G	54.90	74.00	-19.10	30.93	3	Vertical	40	1.23	-
2452MHz	Pass	PK	2.4548G	102.50	Inf	-Inf	31.17	3	Vertical	40	1.23	-
2452MHz	Pass	PK	2.4848G	72.14	74.00	-1.86	31.28	3	Vertical	40	1.23	-
2452MHz	Pass	AV	4.9166G	32.07	54.00	-21.93	2.39	3	Horizontal	173	1.33	-
2452MHz	Pass	PK	4.91348G	43.77	74.00	-30.23	2.38	3	Horizontal	173	1.33	-
2452MHz	Pass	AV	4.91864G	31.95	54.00	-22.05	2.40	3	Vertical	73	1.20	-
2452MHz	Pass	PK	4.91804G	44.15	74.00	-29.85	2.40	3	Vertical	73	1.20	-

802.11b_Nss1,(1Mbps)_1TX(Port2)

2412MHz_TX

14/12/2017

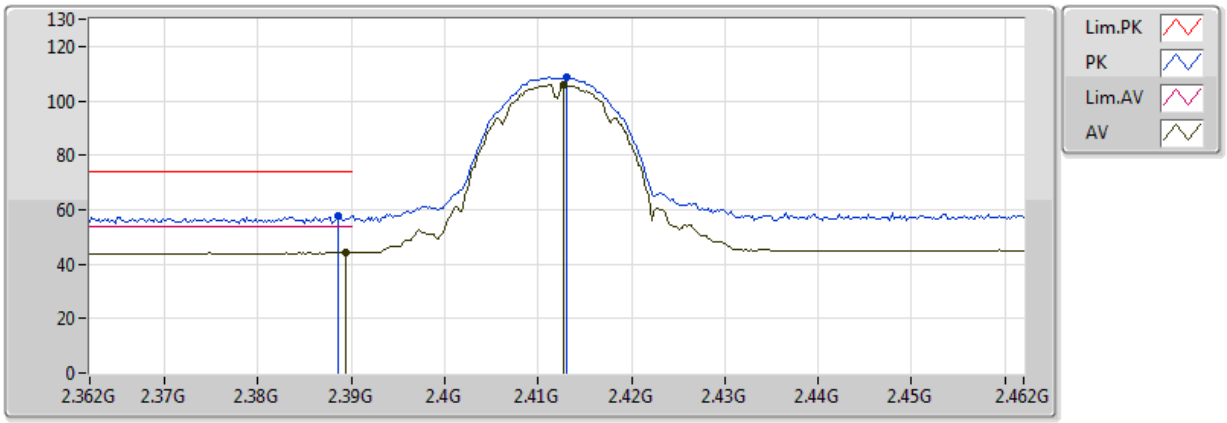

Type	Freq	Level	Limit	Margin	Factor	Dist	Condition	Azimuth	Height	Comments	Raw	AF	CL	PA
	(Hz)	(dBuV/m)	(dBuV/m)	(dB)	(dB)	(m)		(°)	(m)		(dBuV)	(dB)	(dB)	(dB)
AV	2.3894G	44.36	54.00	-9.64	30.45	3	Vertical	129	2.92	-	13.91	27.21	3.24	-
AV	2.4128G	106.06	Inf	-Inf	30.54	3	Vertical	129	2.92	-	75.52	27.27	3.26	-
PK	2.3886G	57.80	74.00	-16.20	30.45	3	Vertical	129	2.92	-	27.35	27.21	3.24	-
PK	2.413G	108.63	Inf	-Inf	30.54	3	Vertical	129	2.92	-	78.10	27.27	3.26	-

802.11b_Nss1,(1Mbps)_1TX(Port2)

2412MHz_TX

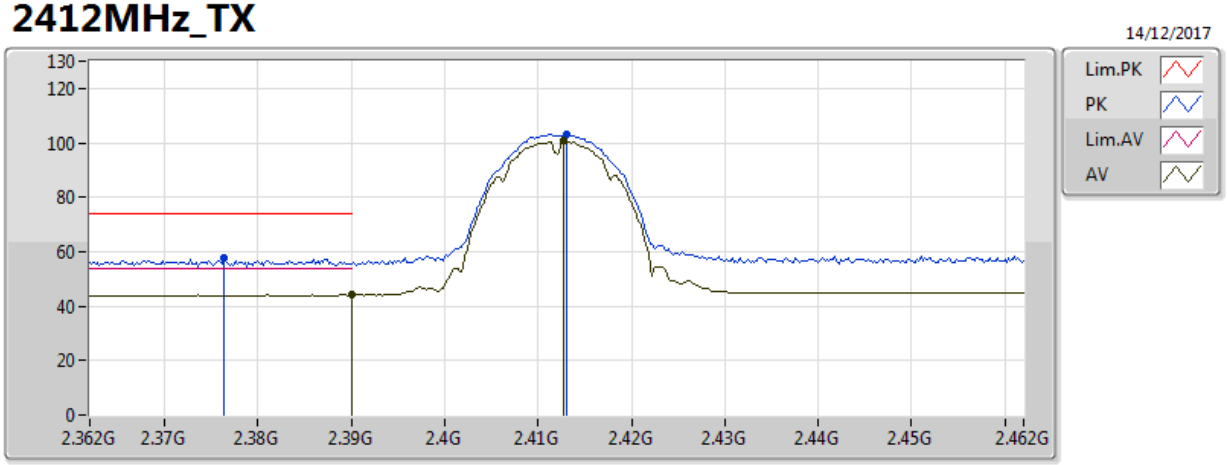

Type	Freq	Level	Limit	Margin	Factor	Dist	Condition	Azimuth	Height	Comments	Raw	AF	CL	PA
	(Hz)	(dBuV/m)	(dBuV/m)	(dB)	(dB)	(m)		(°)	(m)		(dBuV)	(dB)	(dB)	(dB)
AV	2.39G	44.13	54.00	-9.87	30.45	3	Horizontal	229	2.11	-	13.67	27.21	3.24	-
AV	2.4128G	100.59	Inf	-Inf	30.54	3	Horizontal	229	2.11	-	70.06	27.27	3.26	-
PK	2.3764G	57.48	74.00	-16.52	30.41	3	Horizontal	229	2.11	-	27.08	27.18	3.23	-
PK	2.413G	103.17	Inf	-Inf	30.54	3	Horizontal	229	2.11	-	72.63	27.27	3.26	-

802.11b_Nss1,(1Mbps)_1TX(Port2)

2412MHz_TX

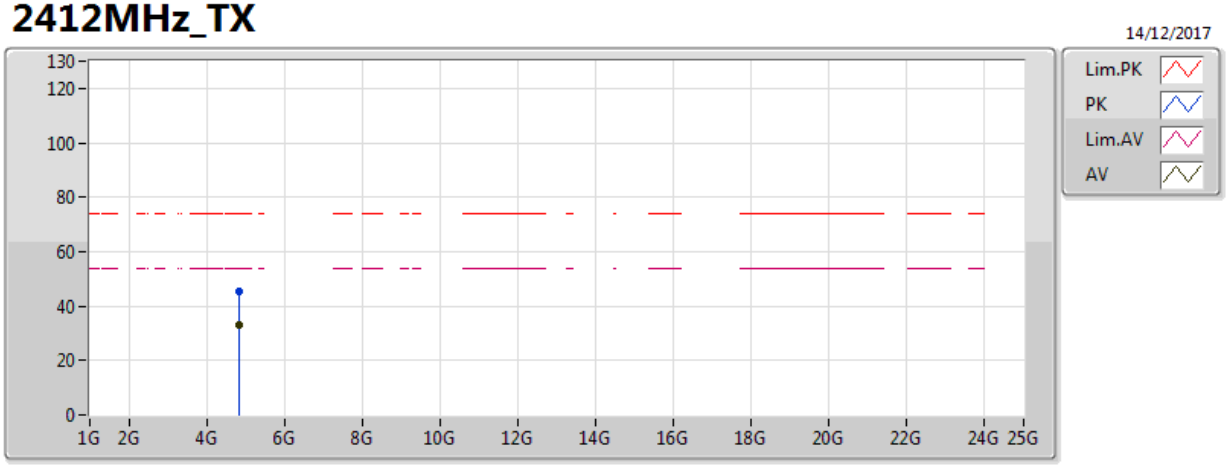

Type	Freq	Level	Limit	Margin	Factor	Dist	Condition	Azimuth	Height	Comments	Raw	AF	CL	PA
	(Hz)	(dBuV/m)	(dBuV/m)	(dB)	(dB)	(m)		(°)	(m)		(dBuV)	(dB)	(dB)	(dB)
AV	4.824G	33.17	54.00	-20.83	5.90	3	Vertical	172	1.40	-	27.27	31.22	4.52	29.85
PK	4.824G	45.19	74.00	-28.81	5.90	3	Vertical	172	1.40	-	39.29	31.22	4.52	29.85

802.11b_Nss1,(1Mbps)_1TX(Port2)

2412MHz_TX

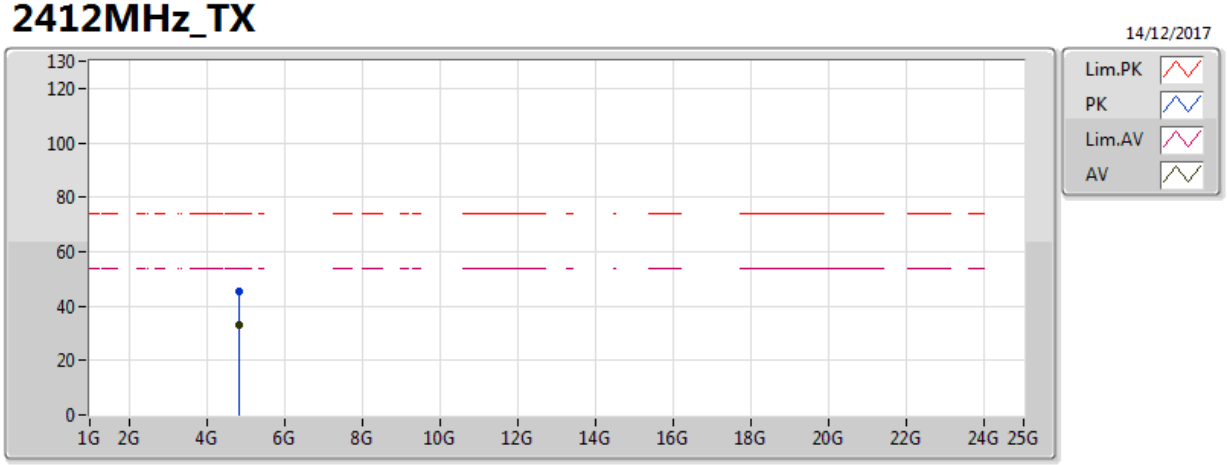

Type	Freq	Level	Limit	Margin	Factor	Dist	Condition	Azimuth	Height	Comments	Raw	AF	CL	PA
	(Hz)	(dBuV/m)	(dBuV/m)	(dB)	(dB)	(m)		(°)	(m)		(dBuV)	(dB)	(dB)	(dB)
AV	4.824G	32.91	54.00	-21.09	5.90	3	Horizontal	28	2.04	-	27.01	31.22	4.52	29.85
PK	4.824G	45.17	74.00	-28.83	5.90	3	Horizontal	28	2.04	-	39.27	31.22	4.52	29.85

802.11b_Nss1,(1Mbps)_1TX(Port2)

2437MHz_TX

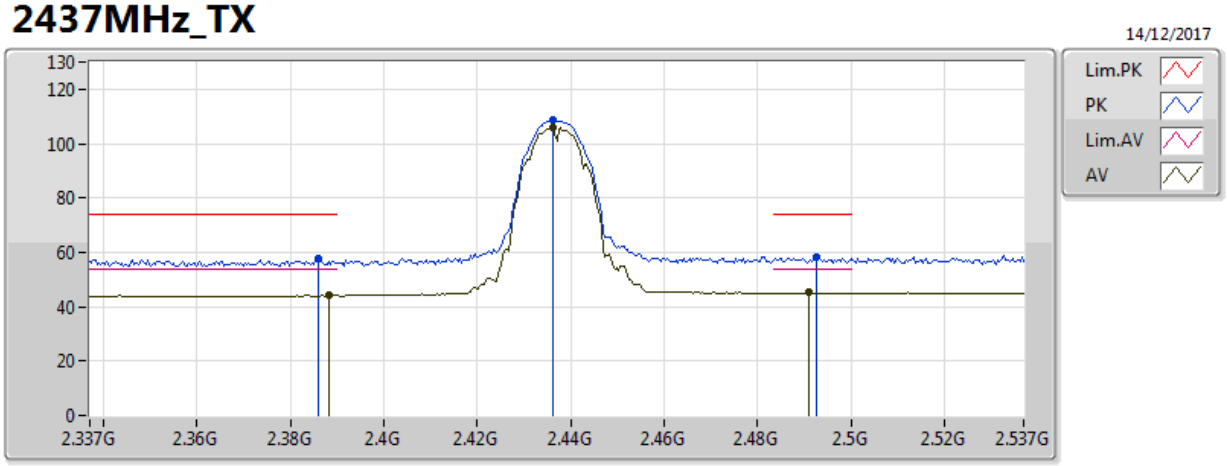

Type	Freq	Level	Limit	Margin	Factor	Dist	Condition	Azimuth	Height	Comments	Raw	AF	CL	PA
	(Hz)	(dBuV/m)	(dBuV/m)	(dB)	(dB)	(m)		(°)	(m)		(dBuV)	(dB)	(dB)	(dB)
AV	2.3882G	44.13	54.00	-9.87	30.45	3	Vertical	128	1.44	-	13.68	27.21	3.24	-
AV	2.4362G	105.85	Inf	-Inf	30.62	3	Vertical	128	1.44	-	75.23	27.33	3.29	-
AV	2.491G	45.14	54.00	-8.86	30.82	3	Vertical	128	1.44	-	14.33	27.48	3.34	-
PK	2.3858G	57.60	74.00	-16.40	30.44	3	Vertical	128	1.44	-	27.16	27.20	3.24	-
PK	2.4362G	108.54	Inf	-Inf	30.62	3	Vertical	128	1.44	-	77.92	27.33	3.29	-
PK	2.4926G	58.01	74.00	-15.99	30.82	3	Vertical	128	1.44	-	27.18	27.48	3.34	-

802.11b_Nss1,(1Mbps)_1TX(Port2)

2437MHz_TX

14/12/2017

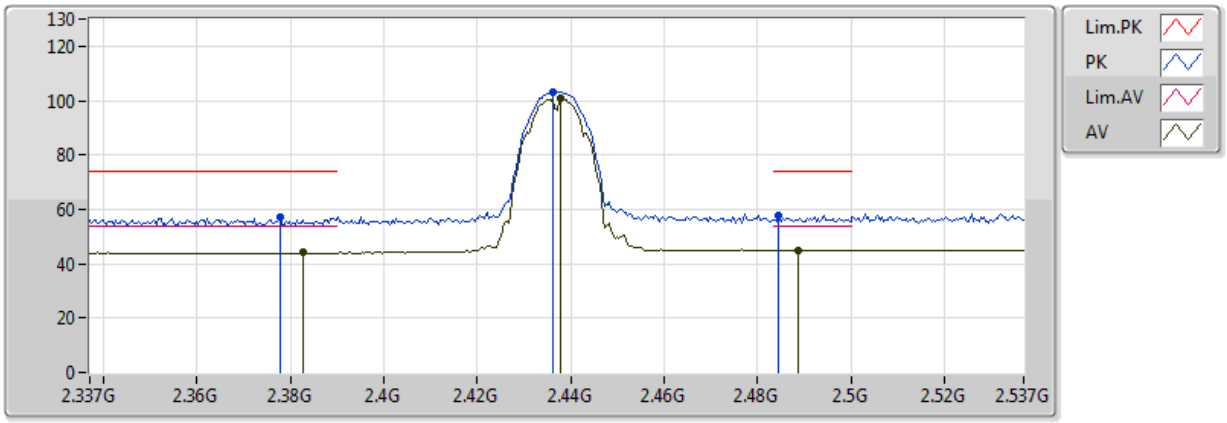

Type	Freq	Level	Limit	Margin	Factor	Dist	Condition	Azimuth	Height	Comments	Raw	AF	CL	PA
	(Hz)	(dBuV/m)	(dBuV/m)	(dB)	(dB)	(m)		(°)	(m)		(dBuV)	(dB)	(dB)	(dB)
AV	2.3826G	44.03	54.00	-9.97	30.43	3	Horizontal	220	2.42	-	13.60	27.19	3.23	-
AV	2.4378G	100.70	Inf	-Inf	30.63	3	Horizontal	220	2.42	-	70.08	27.34	3.29	-
AV	2.4886G	45.10	54.00	-8.90	30.81	3	Horizontal	220	2.42	-	14.29	27.47	3.34	-
PK	2.3778G	56.96	74.00	-17.04	30.41	3	Horizontal	220	2.42	-	26.54	27.18	3.23	-
PK	2.4362G	103.37	Inf	-Inf	30.62	3	Horizontal	220	2.42	-	72.75	27.33	3.29	-
PK	2.4846G	57.98	74.00	-16.02	30.79	3	Horizontal	220	2.42	-	27.18	27.46	3.33	-

802.11b_Nss1,(1Mbps)_1TX(Port2)

2437MHz_TX

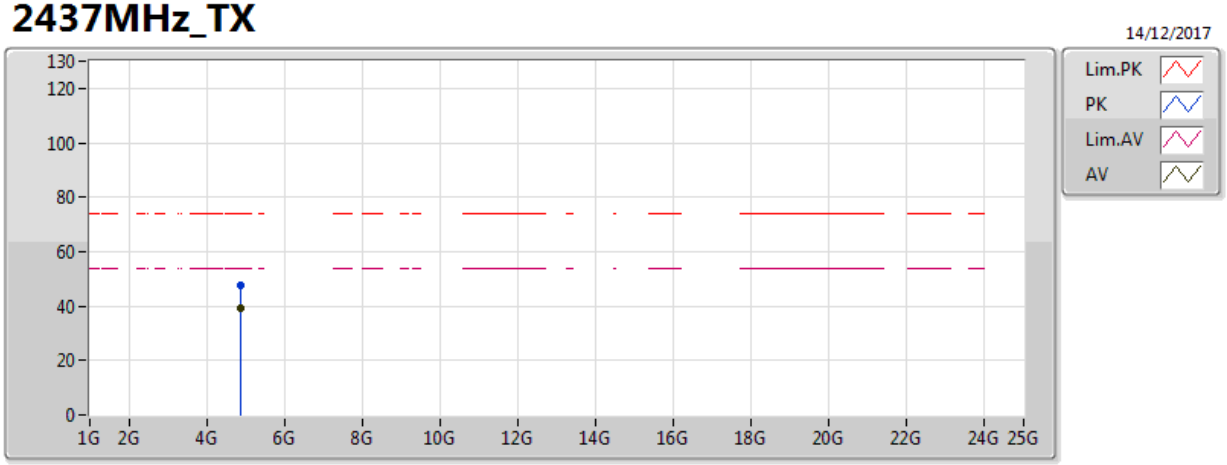

Type	Freq	Level	Limit	Margin	Factor	Dist	Condition	Azimuth	Height	Comments	Raw	AF	CL	PA
	(Hz)	(dBuV/m)	(dBuV/m)	(dB)	(dB)	(m)		(°)	(m)		(dBuV)	(dB)	(dB)	(dB)
AV	4.874G	39.14	54.00	-14.86	6.01	3	Vertical	56	1.40	-	33.13	31.30	4.55	29.84
PK	4.874G	47.76	74.00	-26.24	6.01	3	Vertical	56	1.40	-	41.75	31.30	4.55	29.84

802.11b_Nss1,(1Mbps)_1TX(Port2)

2437MHz_TX

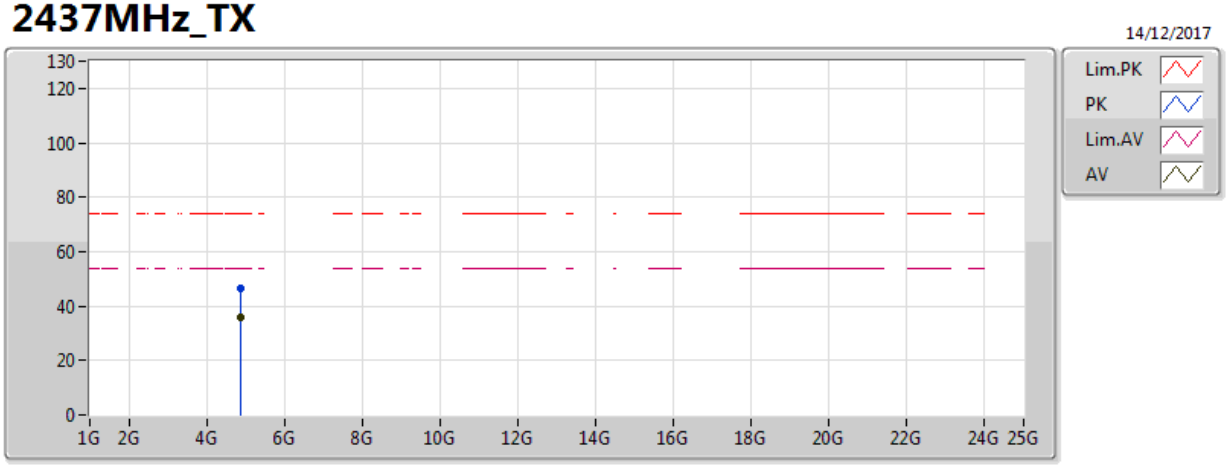

Type	Freq	Level	Limit	Margin	Factor	Dist	Condition	Azimuth	Height	Comments	Raw	AF	CL	PA
	(Hz)	(dBuV/m)	(dBuV/m)	(dB)	(dB)	(m)		(°)	(m)		(dBuV)	(dB)	(dB)	(dB)
AV	4.874G	35.95	54.00	-18.05	6.01	3	Horizontal	30	2.07	-	29.94	31.30	4.55	29.84
PK	4.874G	46.47	74.00	-27.53	6.01	3	Horizontal	30	2.07	-	40.46	31.30	4.55	29.84

802.11b_Nss1,(1Mbps)_1TX(Port2)

2462MHz_TX

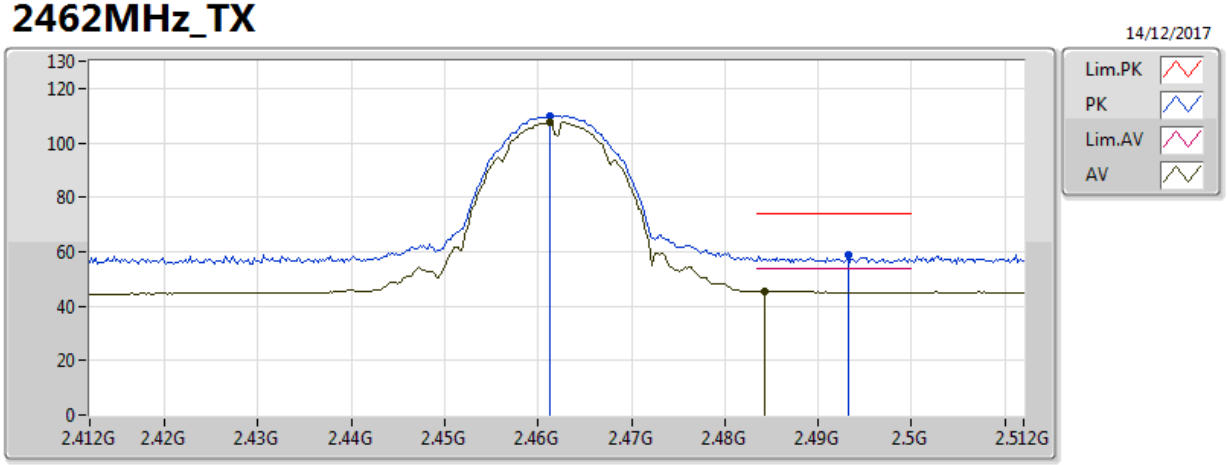

Type	Freq	Level	Limit	Margin	Factor	Dist	Condition	Azimuth	Height	Comments	Raw	AF	CL	PA
	(Hz)	(dBuV/m)	(dBuV/m)	(dB)	(dB)	(m)		(°)	(m)		(dBuV)	(dB)	(dB)	(dB)
AV	2.4612G	107.50	Inf	-Inf	30.71	3	Vertical	141	2.20	-	76.79	27.40	3.31	-
AV	2.4842G	45.50	54.00	-8.50	30.79	3	Vertical	141	2.20	-	14.71	27.46	3.33	-
PK	2.4612G	110.10	Inf	-Inf	30.71	3	Vertical	141	2.20	-	79.39	27.40	3.31	-
PK	2.4932G	58.72	74.00	-15.28	30.83	3	Vertical	141	2.20	-	27.90	27.48	3.34	-

802.11b_Nss1,(1Mbps)_1TX(Port2)

2462MHz_TX

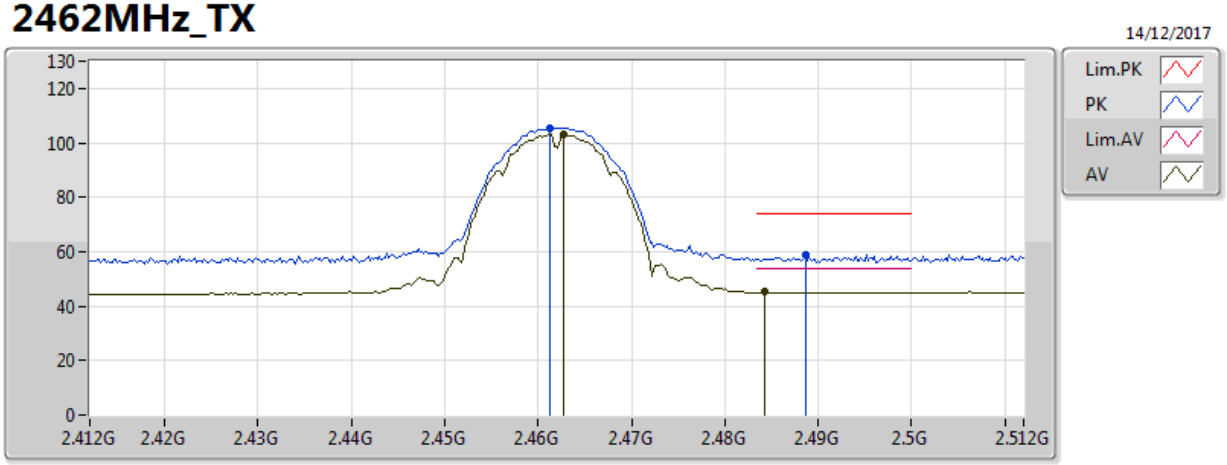

Type	Freq	Level	Limit	Margin	Factor	Dist	Condition	Azimuth	Height	Comments	Raw	AF	CL	PA
	(Hz)	(dBuV/m)	(dBuV/m)	(dB)	(dB)	(m)		(°)	(m)		(dBuV)	(dB)	(dB)	(dB)
AV	2.4628G	103.03	Inf	-Inf	30.72	3	Horizontal	225	2.37	-	72.31	27.40	3.31	-
AV	2.4842G	45.11	54.00	-8.89	30.79	3	Horizontal	225	2.37	-	14.31	27.46	3.33	-
PK	2.4612G	105.61	Inf	-Inf	30.71	3	Horizontal	225	2.37	-	74.90	27.40	3.31	-
PK	2.4886G	59.09	74.00	-14.91	30.81	3	Horizontal	225	2.37	-	28.28	27.47	3.34	-

802.11b_Nss1,(1Mbps)_1TX(Port2)

2462MHz_TX

14/12/2017

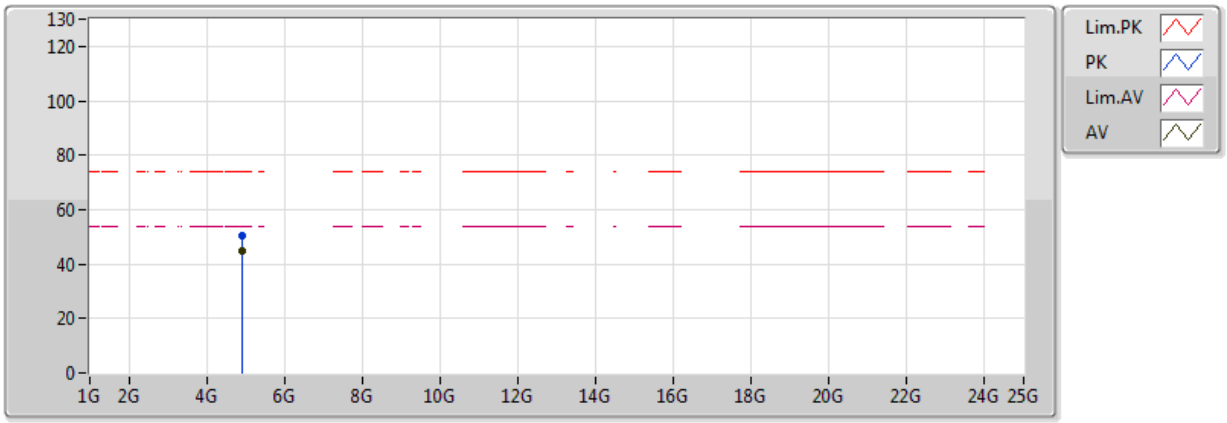

Type	Freq	Level	Limit	Margin	Factor	Dist	Condition	Azimuth	Height	Comments	Raw	AF	CL	PA
	(Hz)	(dBuV/m)	(dBuV/m)	(dB)	(dB)	(m)		(°)	(m)		(dBuV)	(dB)	(dB)	(dB)
AV	4.924G	44.83	54.00	-9.17	6.13	3	Vertical	54	2.17	-	38.70	31.38	4.57	29.83
PK	4.924G	50.44	74.00	-23.56	6.13	3	Vertical	54	2.17	-	44.31	31.38	4.57	29.83

802.11b_Nss1,(1Mbps)_1TX(Port2)

2462MHz_TX

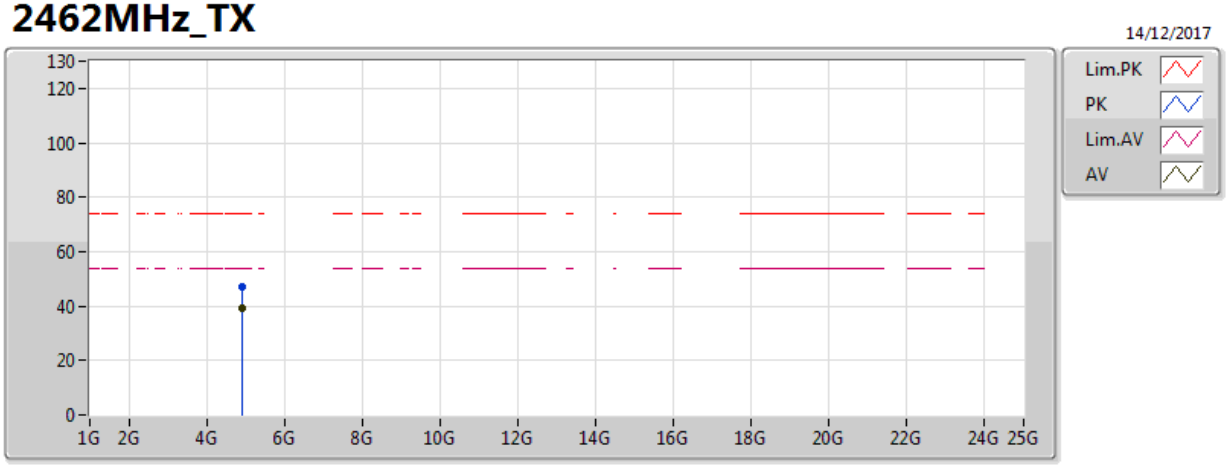

Type	Freq	Level	Limit	Margin	Factor	Dist	Condition	Azimuth	Height	Comments	Raw	AF	CL	PA
	(Hz)	(dBuV/m)	(dBuV/m)	(dB)	(dB)	(m)		(°)	(m)		(dBuV)	(dB)	(dB)	(dB)
AV	4.924G	39.18	54.00	-14.82	6.13	3	Horizontal	186	1.50	-	33.05	31.38	4.57	29.83
PK	4.924G	47.14	74.00	-26.86	6.13	3	Horizontal	186	1.50	-	41.01	31.38	4.57	29.83

802.11g_Nss1,(6Mbps)_1TX(Port2)

2412MHz_TX

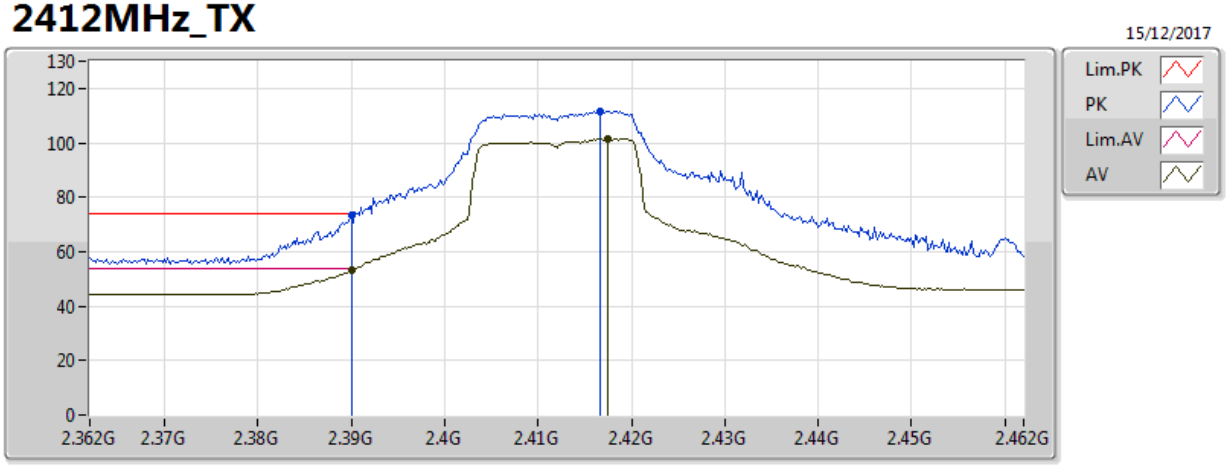

Type	Freq	Level	Limit	Margin	Factor	Dist	Condition	Azimuth	Height	Comments	Raw	AF	CL	PA
	(Hz)	(dBuV/m)	(dBuV/m)	(dB)	(dB)	(m)		(°)	(m)		(dBuV)	(dB)	(dB)	(dB)
AV	2.39G	53.30	54.00	-0.70	30.45	3	Vertical	118	2.60	-	22.85	27.21	3.24	-
AV	2.4174G	101.48	Inf	-Inf	30.55	3	Vertical	118	2.60	-	70.93	27.29	3.27	-
PK	2.39G	73.48	74.00	-0.52	30.45	3	Vertical	118	2.60	-	43.03	27.21	3.24	-
PK	2.4166G	111.56	Inf	-Inf	30.55	3	Vertical	118	2.60	-	81.01	27.28	3.27	-

802.11g_Nss1,(6Mbps)_1TX(Port2)

2412MHz_TX

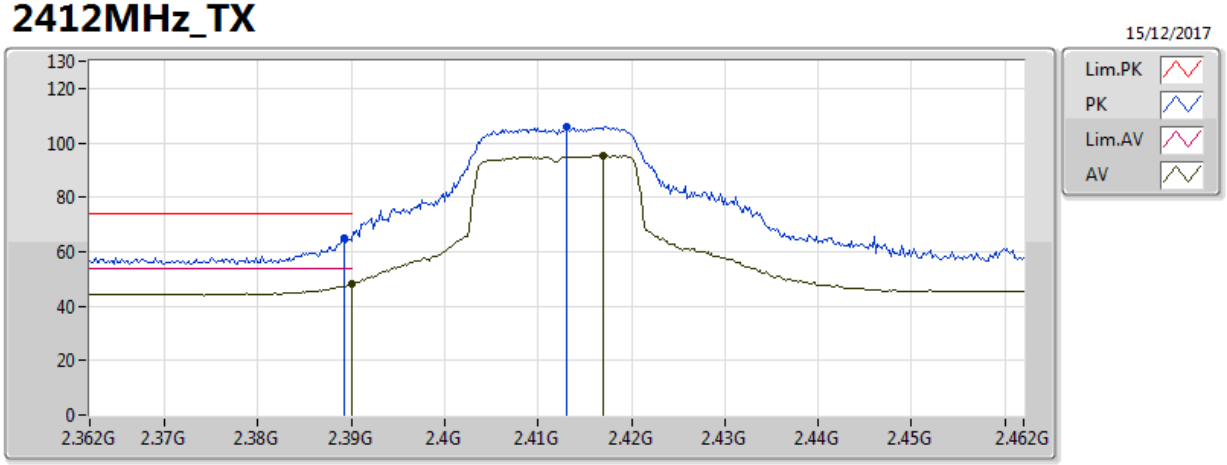

Type	Freq	Level	Limit	Margin	Factor	Dist	Condition	Azimuth	Height	Comments	Raw	AF	CL	PA
	(Hz)	(dBuV/m)	(dBuV/m)	(dB)	(dB)	(m)		(°)	(m)		(dBuV)	(dB)	(dB)	(dB)
AV	2.39G	48.12	54.00	-5.88	30.45	3	Horizontal	208	2.14	-	17.67	27.21	3.24	-
AV	2.417G	95.33	Inf	-Inf	30.55	3	Horizontal	208	2.14	-	64.78	27.28	3.27	-
PK	2.3892G	64.78	74.00	-9.22	30.45	3	Horizontal	208	2.14	-	34.33	27.21	3.24	-
PK	2.413G	105.93	Inf	-Inf	30.54	3	Horizontal	208	2.14	-	75.39	27.27	3.26	-

802.11g_Nss1,(6Mbps)_1TX(Port2)

2412MHz_TX

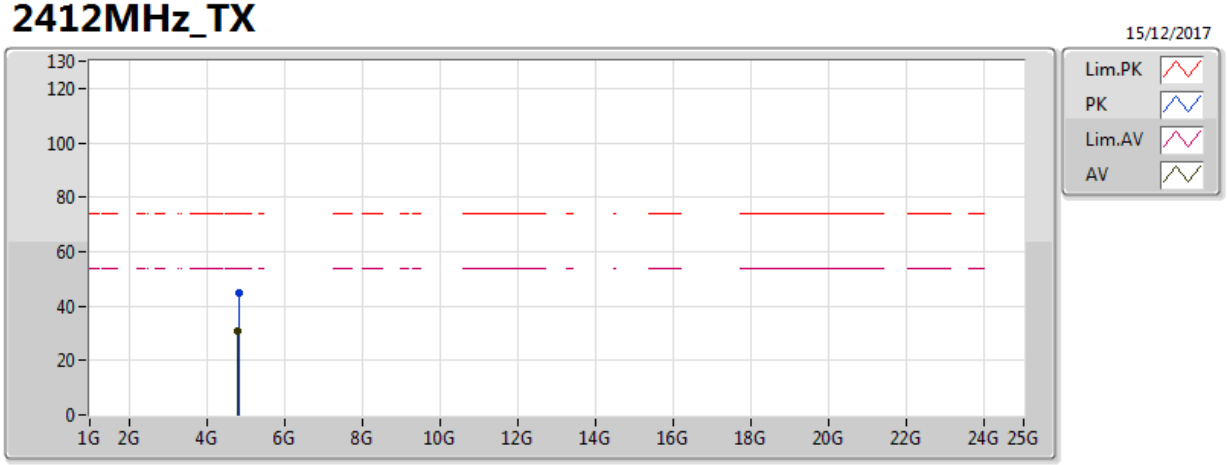

Type	Freq	Level	Limit	Margin	Factor	Dist	Condition	Azimuth	Height	Comments	Raw	AF	CL	PA
	(Hz)	(dBuV/m)	(dBuV/m)	(dB)	(dB)	(m)		(°)	(m)		(dBuV)	(dB)	(dB)	(dB)
AV	4.8105G	30.70	54.00	-23.30	2.06	3	Vertical	349	1.50	-	28.64	31.26	5.39	34.59
PK	4.82124G	44.78	74.00	-29.22	2.10	3	Vertical	349	1.50	-	42.69	31.28	5.40	34.59

802.11g_Nss1,(6Mbps)_1TX(Port2)

2412MHz_TX

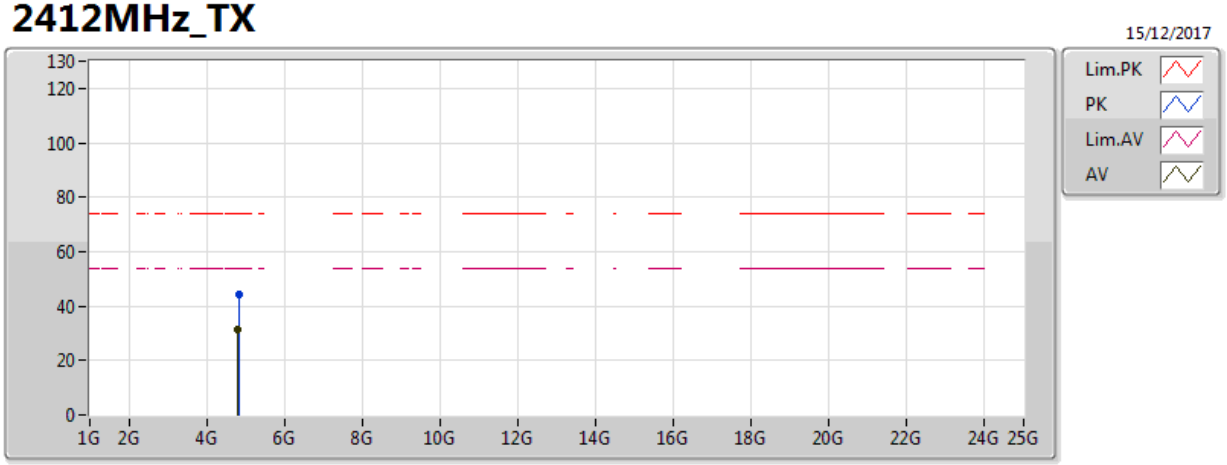

Type	Freq	Level	Limit	Margin	Factor	Dist	Condition	Azimuth	Height	Comments	Raw	AF	CL	PA
	(Hz)	(dBuV/m)	(dBuV/m)	(dB)	(dB)	(m)		(°)	(m)		(dBuV)	(dB)	(dB)	(dB)
AV	4.8138G	31.11	54.00	-22.89	2.07	3	Horizontal	281	1.82	-	29.03	31.26	5.40	34.59
PK	4.8384G	44.35	74.00	-29.65	2.15	3	Horizontal	281	1.82	-	42.20	31.31	5.42	34.58

802.11g_Nss1,(6Mbps)_1TX(Port2)

2417MHz_TX

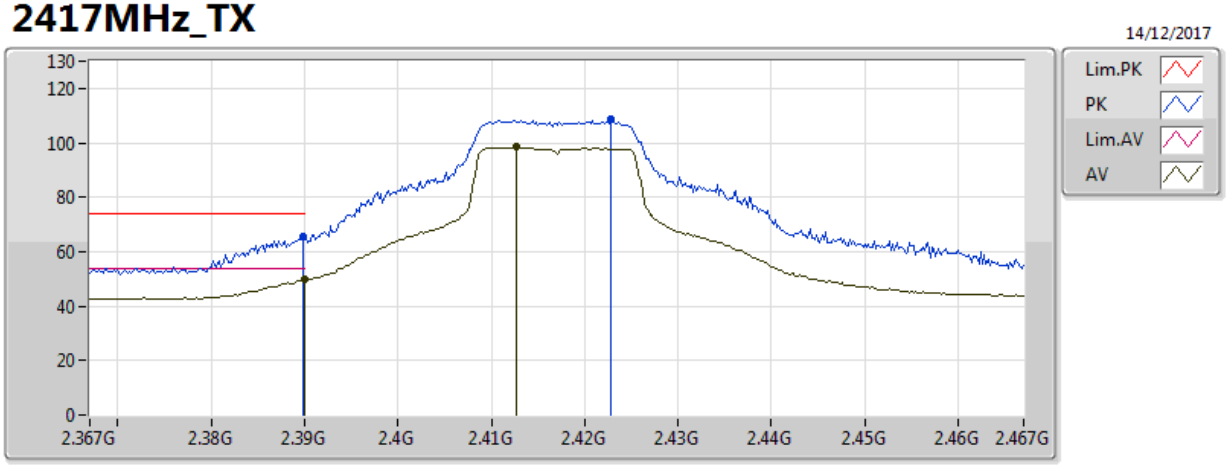

Type	Freq	Level	Limit	Margin	Factor	Dist	Condition	Azimuth	Height	Comments	Raw	AF	CL	PA
	(Hz)	(dBuV/m)	(dBuV/m)	(dB)	(dB)	(m)		(°)	(m)		(dBuV)	(dB)	(dB)	(dB)
AV	2.39G	49.68	54.00	-4.32	30.93	3	Vertical	189	1.29	-	18.75	27.31	3.62	-
AV	2.4126G	98.36	Inf	-Inf	31.02	3	Vertical	189	1.29	-	67.34	27.37	3.64	-
PK	2.3898G	65.72	74.00	-8.28	30.93	3	Vertical	189	1.29	-	34.79	27.31	3.62	-
PK	2.4228G	108.47	Inf	-Inf	31.05	3	Vertical	189	1.29	-	77.42	27.40	3.65	-

802.11g_Nss1,(6Mbps)_1TX(Port2)

2417MHz_TX

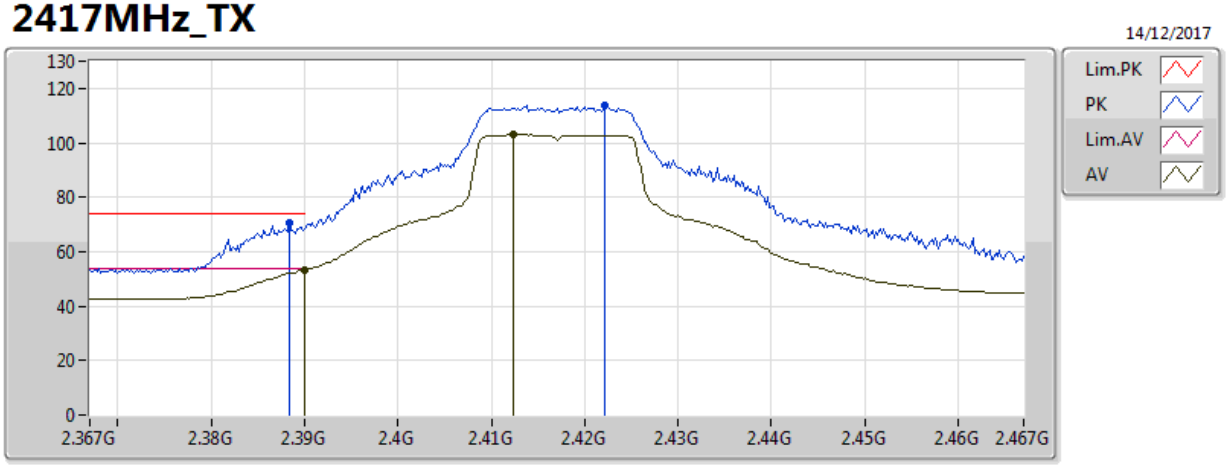

Type	Freq	Level	Limit	Margin	Factor	Dist	Condition	Azimuth	Height	Comments	Raw	AF	CL	PA
	(Hz)	(dBuV/m)	(dBuV/m)	(dB)	(dB)	(m)		(°)	(m)		(dBuV)	(dB)	(dB)	(dB)
AV	2.39G	53.31	54.00	-0.69	30.93	3	Horizontal	189	1.29	-	22.38	27.31	3.62	-
AV	2.4124G	103.14	Inf	-Inf	31.01	3	Horizontal	189	1.29	-	72.12	27.37	3.64	-
PK	2.3884G	70.42	74.00	-3.58	30.93	3	Horizontal	189	1.29	-	39.50	27.31	3.62	-
PK	2.4222G	113.68	Inf	-Inf	31.05	3	Horizontal	189	1.29	-	82.63	27.40	3.65	-

802.11g_Nss1,(6Mbps)_1TX(Port2)

2422MHz_TX

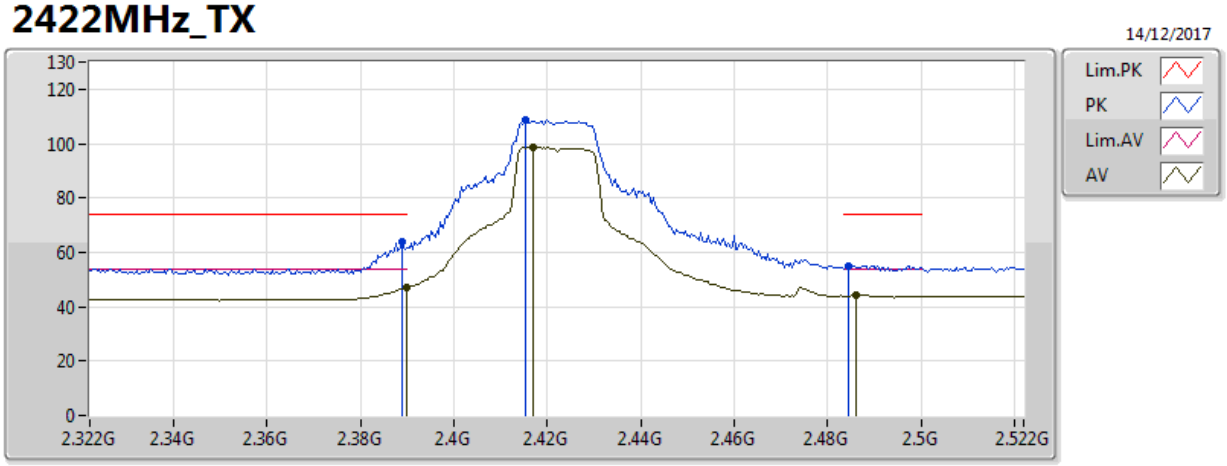

Type	Freq	Level	Limit	Margin	Factor	Dist	Condition	Azimuth	Height	Comments	Raw	AF	CL	PA
	(Hz)	(dBuV/m)	(dBuV/m)	(dB)	(dB)	(m)		(°)	(m)		(dBuV)	(dB)	(dB)	(dB)
AV	2.39G	46.97	54.00	-7.03	30.93	3	Vertical	188	1.31	-	16.03	27.31	3.62	-
AV	2.4168G	98.85	Inf	-Inf	31.03	3	Vertical	188	1.31	-	67.82	27.38	3.65	-
AV	2.486G	44.17	54.00	-9.83	31.28	3	Vertical	188	1.31	-	12.89	27.56	3.72	-
PK	2.3888G	63.79	74.00	-10.21	30.93	3	Vertical	188	1.31	-	32.86	27.31	3.62	-
PK	2.4152G	108.45	Inf	-Inf	31.02	3	Vertical	188	1.31	-	77.43	27.38	3.65	-
PK	2.4844G	55.12	74.00	-18.88	31.27	3	Vertical	188	1.31	-	23.85	27.56	3.71	-

802.11g_Nss1,(6Mbps)_1TX(Port2)

2422MHz_TX

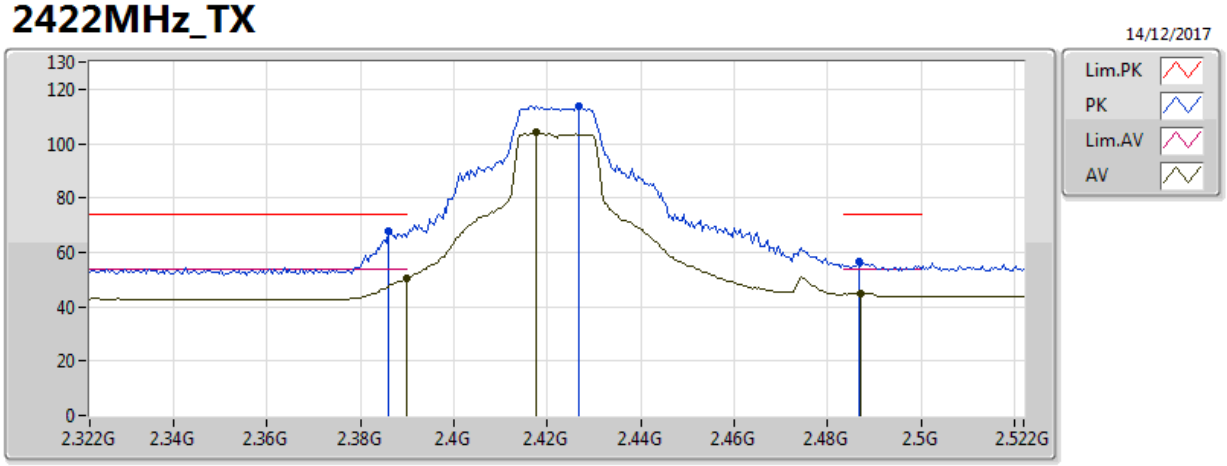

Type	Freq	Level	Limit	Margin	Factor	Dist	Condition	Azimuth	Height	Comments	Raw	AF	CL	PA
	(Hz)	(dBuV/m)	(dBuV/m)	(dB)	(dB)	(m)		(°)	(m)		(dBuV)	(dB)	(dB)	(dB)
AV	2.39G	50.67	54.00	-3.33	30.93	3	Horizontal	206	1.47	-	19.73	27.31	3.62	-
AV	2.4176G	104.05	Inf	-Inf	31.03	3	Horizontal	206	1.47	-	73.02	27.39	3.65	-
AV	2.4872G	45.01	54.00	-8.99	31.28	3	Horizontal	206	1.47	-	13.73	27.57	3.72	-
PK	2.386G	67.62	74.00	-6.38	30.92	3	Horizontal	206	1.47	-	36.70	27.30	3.62	-
PK	2.4268G	113.60	Inf	-Inf	31.07	3	Horizontal	206	1.47	-	82.53	27.41	3.66	-
PK	2.4868G	56.50	74.00	-17.50	31.28	3	Horizontal	206	1.47	-	25.22	27.57	3.72	-

802.11g_Nss1,(6Mbps)_1TX(Port2)

2437MHz_TX

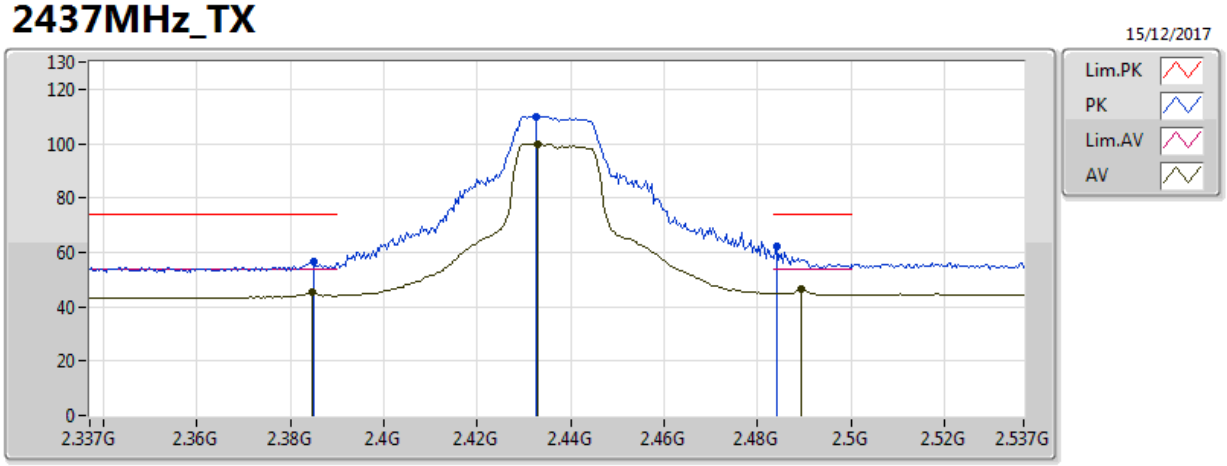

Type	Freq	Level	Limit	Margin	Factor	Dist	Condition	Azimuth	Height	Comments	Raw	AF	CL	PA
	(Hz)	(dBuV/m)	(dBuV/m)	(dB)	(dB)	(m)		(°)	(m)		(dBuV)	(dB)	(dB)	(dB)
AV	2.3846G	45.51	54.00	-8.49	30.44	3	Vertical	191	1.84	-	15.08	27.20	3.24	-
AV	2.433G	99.88	Inf	-Inf	30.61	3	Vertical	191	1.84	-	69.27	27.33	3.28	-
AV	2.4894G	46.40	54.00	-7.60	30.81	3	Vertical	191	1.84	-	15.59	27.47	3.34	-
PK	2.385G	56.46	74.00	-17.54	30.44	3	Vertical	191	1.84	-	26.02	27.20	3.24	-
PK	2.4326G	110.09	Inf	-Inf	30.61	3	Vertical	191	1.84	-	79.48	27.32	3.28	-
PK	2.4842G	62.28	74.00	-11.72	30.79	3	Vertical	191	1.84	-	31.49	27.46	3.33	-

802.11g_Nss1,(6Mbps)_1TX(Port2)

2437MHz_TX

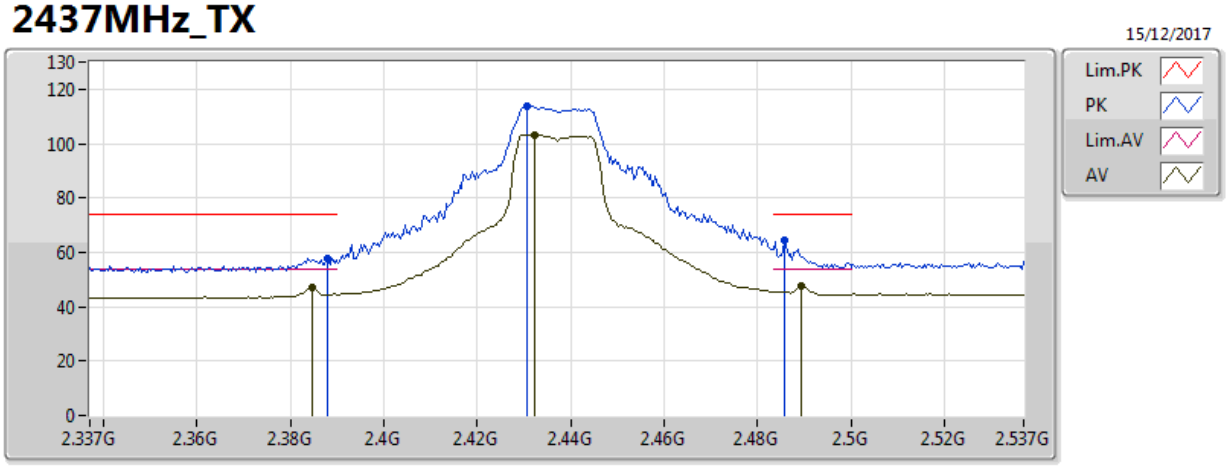

Type	Freq	Level	Limit	Margin	Factor	Dist	Condition	Azimuth	Height	Comments	Raw	AF	CL	PA
	(Hz)	(dBuV/m)	(dBuV/m)	(dB)	(dB)	(m)		(°)	(m)		(dBuV)	(dB)	(dB)	(dB)
AV	2.3846G	47.06	54.00	-6.94	30.44	3	Horizontal	141	2.08	-	16.63	27.20	3.24	-
AV	2.4322G	103.37	Inf	-Inf	30.61	3	Horizontal	141	2.08	-	72.76	27.32	3.28	-
AV	2.4894G	47.80	54.00	-6.20	30.81	3	Horizontal	141	2.08	-	16.99	27.47	3.34	-
PK	2.3878G	57.80	74.00	-16.20	30.45	3	Horizontal	141	2.08	-	27.35	27.21	3.24	-
PK	2.4306G	113.92	Inf	-Inf	30.60	3	Horizontal	141	2.08	-	83.32	27.32	3.28	-
PK	2.4858G	64.60	74.00	-9.40	30.80	3	Horizontal	141	2.08	-	33.81	27.46	3.34	-

802.11g_Nss1,(6Mbps)_1TX(Port2)

2437MHz_TX

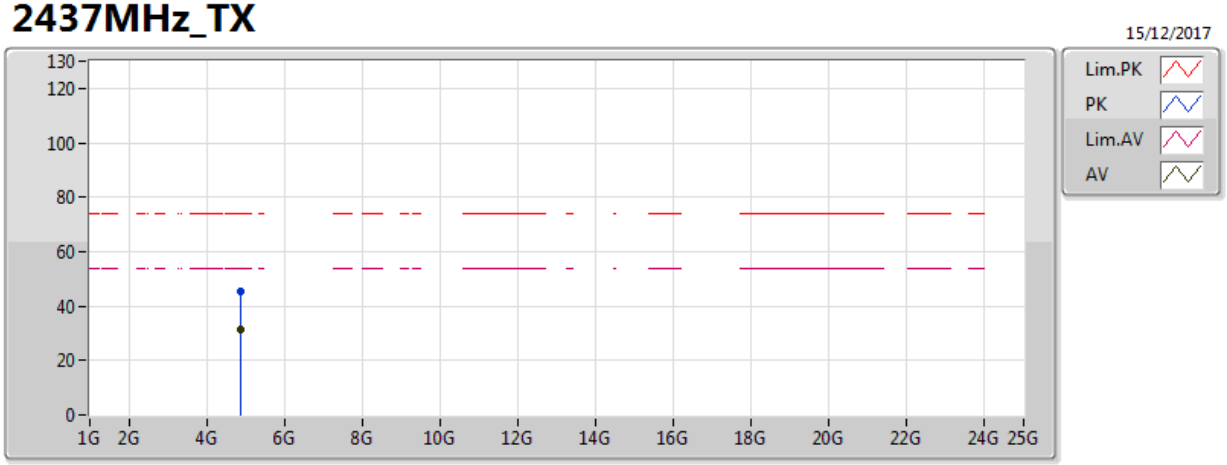

Type	Freq	Level	Limit	Margin	Factor	Dist	Condition	Azimuth	Height	Comments	Raw	AF	CL	PA
	(Hz)	(dBuV/m)	(dBuV/m)	(dB)	(dB)	(m)		(°)	(m)		(dBuV)	(dB)	(dB)	(dB)
AV	4.86956G	31.57	54.00	-22.43	2.25	3	Vertical	188	1.85	-	29.33	31.37	5.46	34.58
PK	4.86716G	45.21	74.00	-28.79	2.24	3	Vertical	188	1.85	-	42.98	31.36	5.45	34.58

802.11g_Nss1,(6Mbps)_1TX(Port2)

2437MHz_TX

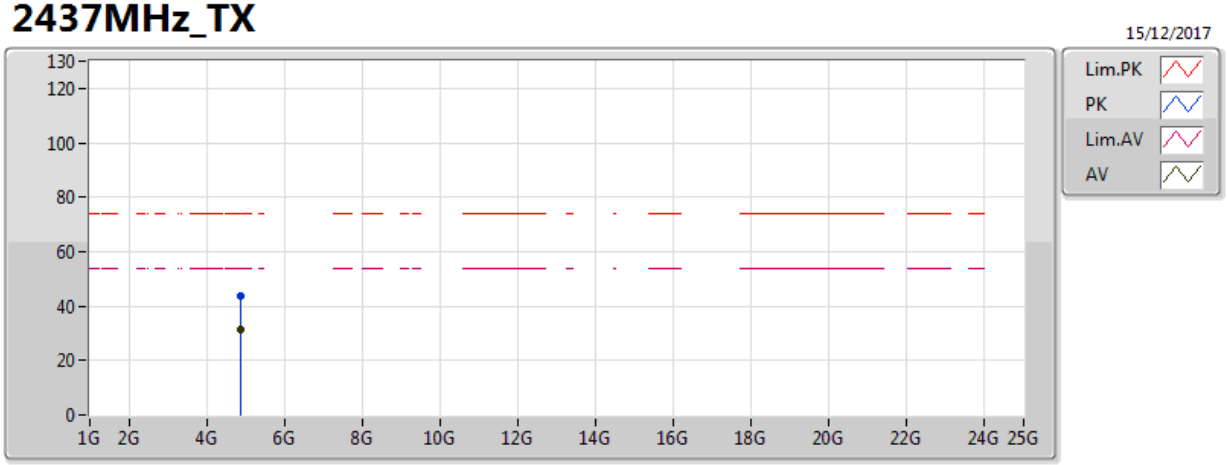

Type	Freq	Level	Limit	Margin	Factor	Dist	Condition	Azimuth	Height	Comments	Raw	AF	CL	PA
	(Hz)	(dBuV/m)	(dBuV/m)	(dB)	(dB)	(m)		(°)	(m)		(dBuV)	(dB)	(dB)	(dB)
AV	4.86818G	31.39	54.00	-22.61	2.24	3	Horizontal	327	1.85	-	29.15	31.36	5.45	34.58
PK	4.87538G	43.76	74.00	-30.24	2.26	3	Horizontal	327	1.85	-	41.50	31.38	5.46	34.57

802.11g_Nss1,(6Mbps)_1TX(Port2)

2447MHz_TX

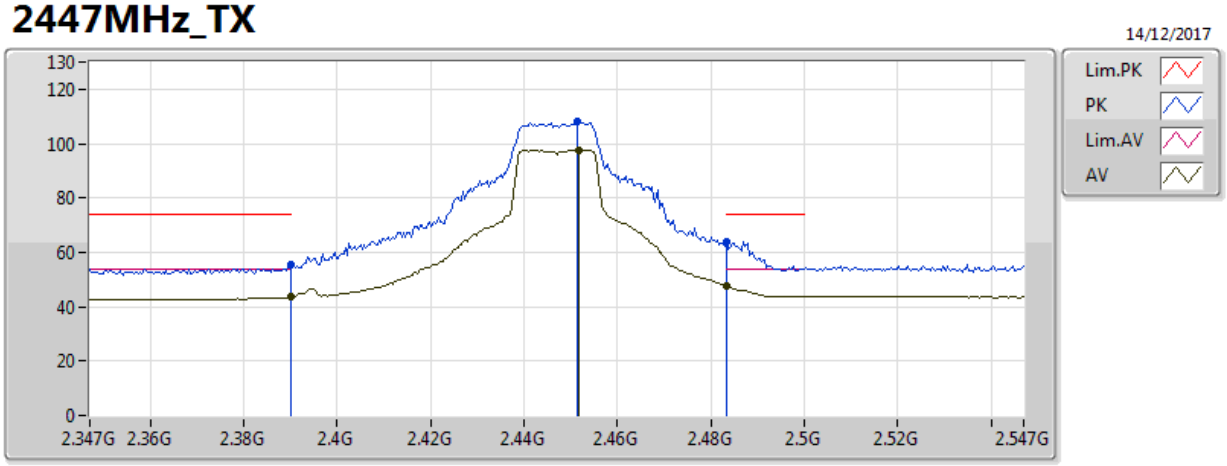

Type	Freq	Level	Limit	Margin	Factor	Dist	Condition	Azimuth	Height	Comments	Raw	AF	CL	PA
	(Hz)	(dBuV/m)	(dBuV/m)	(dB)	(dB)	(m)		(°)	(m)		(dBuV)	(dB)	(dB)	(dB)
AV	2.389998G	43.44	54.00	-10.56	30.93	3	Vertical	188	1.03	-	12.50	27.31	3.62	-
AV	2.4518G	97.69	Inf	-Inf	31.16	3	Vertical	188	1.03	-	66.54	27.47	3.68	-
AV	2.483502G	47.60	54.00	-6.40	31.27	3	Vertical	188	1.03	-	16.33	27.56	3.71	-
PK	2.389998G	55.30	74.00	-18.70	30.93	3	Vertical	188	1.03	-	24.37	27.31	3.62	-
PK	2.4514G	108.24	Inf	-Inf	31.16	3	Vertical	188	1.03	-	77.08	27.47	3.68	-
PK	2.483502G	63.84	74.00	-10.16	31.27	3	Vertical	188	1.03	-	32.57	27.56	3.71	-

802.11g_Nss1,(6Mbps)_1TX(Port2)

2447MHz_TX

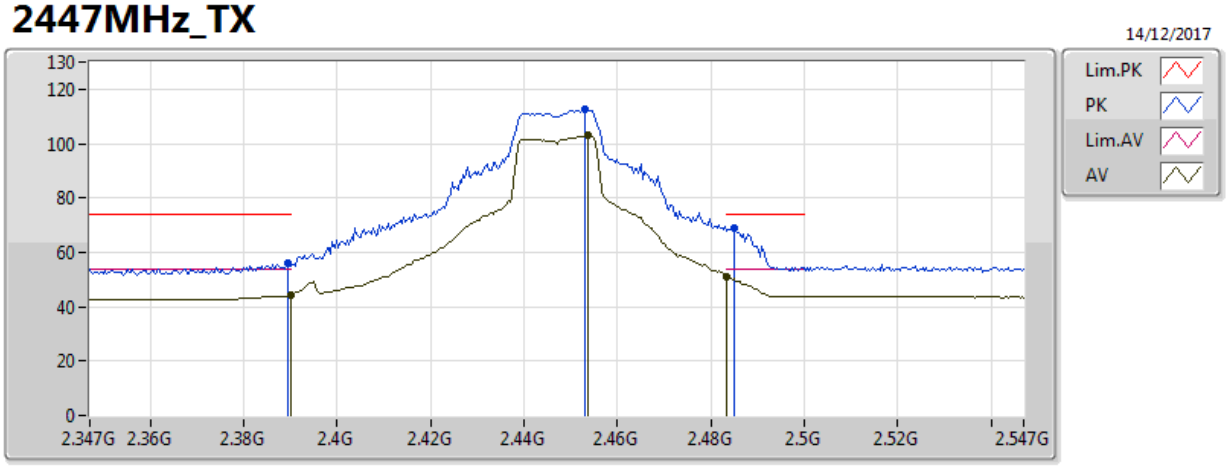

Type	Freq	Level	Limit	Margin	Factor	Dist	Condition	Azimuth	Height	Comments	Raw	AF	CL	PA
	(Hz)	(dBuV/m)	(dBuV/m)	(dB)	(dB)	(m)		(°)	(m)		(dBuV)	(dB)	(dB)	(dB)
AV	2.389998G	44.16	54.00	-9.84	30.93	3	Horizontal	206	1.18	-	13.23	27.31	3.62	-
AV	2.4538G	102.83	Inf	-Inf	31.16	3	Horizontal	206	1.18	-	71.67	27.48	3.68	-
AV	2.483502G	51.11	54.00	-2.89	31.27	3	Horizontal	206	1.18	-	19.84	27.56	3.71	-
PK	2.3894G	55.95	74.00	-18.05	30.93	3	Horizontal	206	1.18	-	25.02	27.31	3.62	-
PK	2.453G	112.45	Inf	-Inf	31.16	3	Horizontal	206	1.18	-	81.29	27.48	3.68	-
PK	2.485G	69.14	74.00	-4.86	31.28	3	Horizontal	206	1.18	-	37.86	27.56	3.71	-

802.11g_Nss1,(6Mbps)_1TX(Port2)

2452MHz_TX

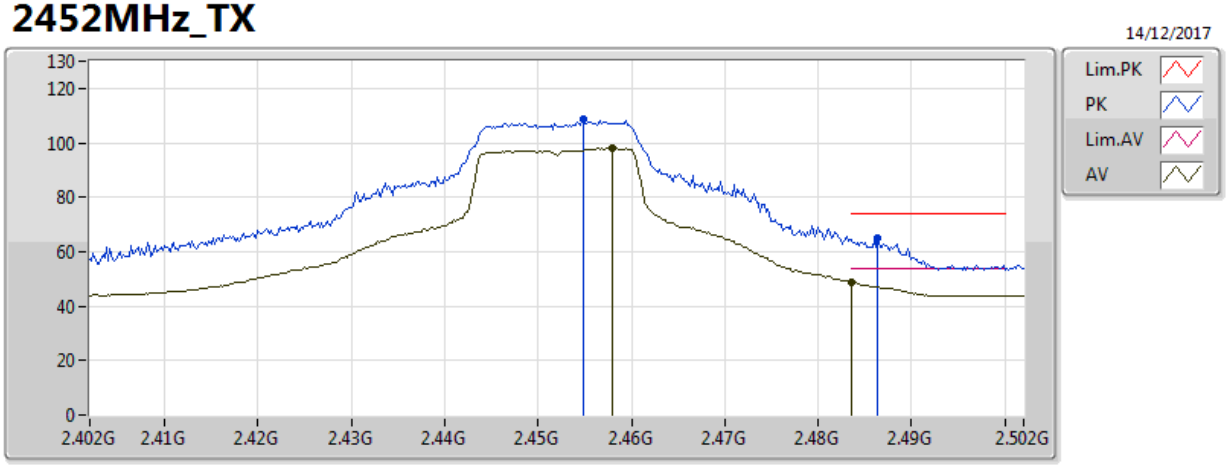

Type	Freq	Level	Limit	Margin	Factor	Dist	Condition	Azimuth	Height	Comments	Raw	AF	CL	PA
	(Hz)	(dBuV/m)	(dBuV/m)	(dB)	(dB)	(m)		(°)	(m)		(dBuV)	(dB)	(dB)	(dB)
AV	2.458G	98.08	Inf	-Inf	31.18	3	Vertical	185	1.01	-	66.90	27.49	3.69	-
AV	2.4836G	48.89	54.00	-5.11	31.27	3	Vertical	185	1.01	-	17.61	27.56	3.71	-
PK	2.4548G	108.75	Inf	-Inf	31.17	3	Vertical	185	1.01	-	77.58	27.48	3.68	-
PK	2.4864G	65.19	74.00	-8.81	31.28	3	Vertical	185	1.01	-	33.91	27.56	3.72	-

802.11g_Nss1,(6Mbps)_1TX(Port2)

2452MHz_TX

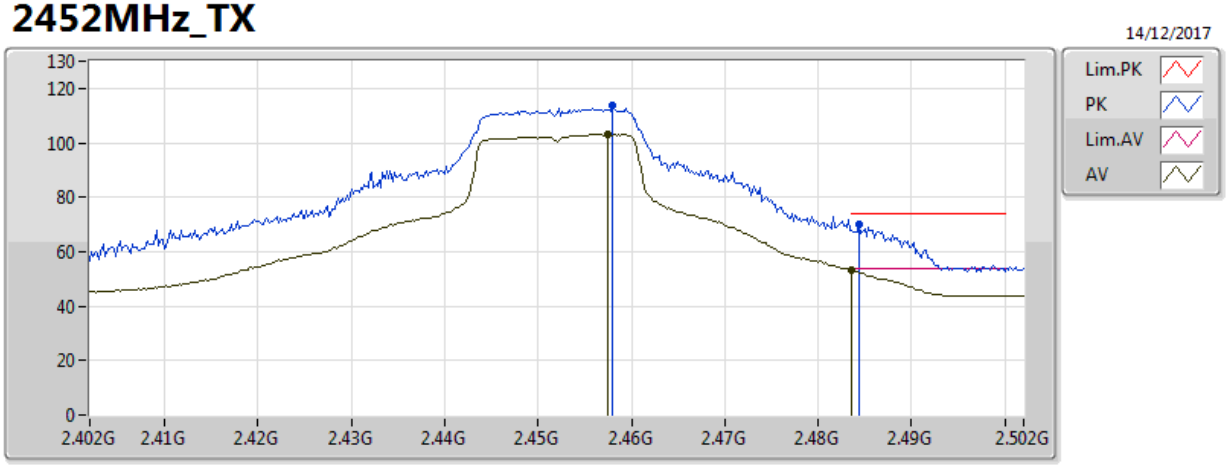

Type	Freq	Level	Limit	Margin	Factor	Dist	Condition	Azimuth	Height	Comments	Raw	AF	CL	PA
	(Hz)	(dBuV/m)	(dBuV/m)	(dB)	(dB)	(m)		(°)	(m)		(dBuV)	(dB)	(dB)	(dB)
AV	2.4574G	102.98	Inf	-Inf	31.18	3	Horizontal	205	1.16	-	71.81	27.49	3.69	-
AV	2.483502G	53.40	54.00	-0.60	31.27	3	Horizontal	205	1.16	-	22.13	27.56	3.71	-
PK	2.458G	113.48	Inf	-Inf	31.18	3	Horizontal	205	1.16	-	82.30	27.49	3.69	-
PK	2.4844G	70.22	74.00	-3.78	31.27	3	Horizontal	205	1.16	-	38.95	27.56	3.71	-

802.11g_Nss1,(6Mbps)_1TX(Port2)

2457MHz_TX

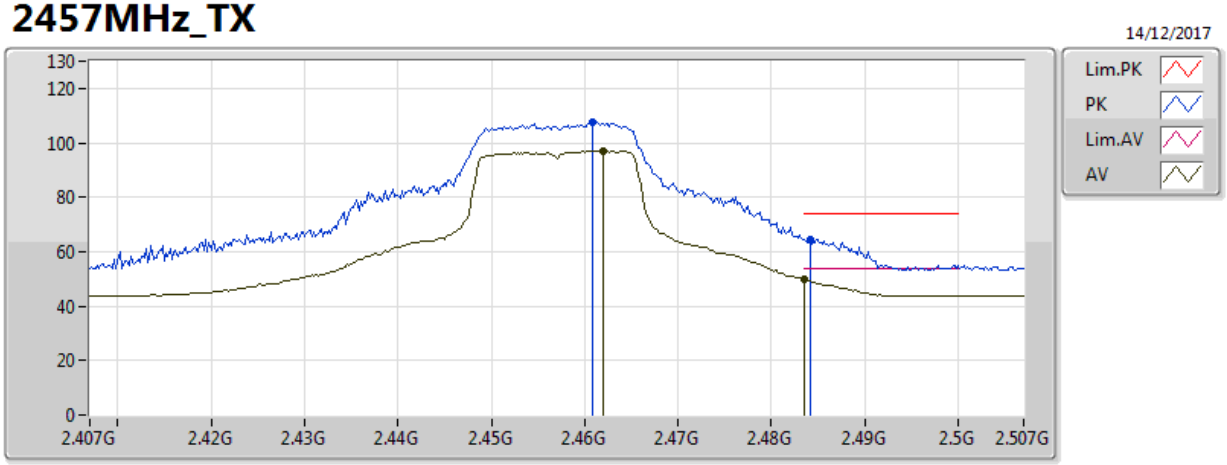

Type	Freq	Level	Limit	Margin	Factor	Dist	Condition	Azimuth	Height	Comments	Raw	AF	CL	PA
	(Hz)	(dBuV/m)	(dBuV/m)	(dB)	(dB)	(m)		(°)	(m)		(dBuV)	(dB)	(dB)	(dB)
AV	2.462G	97.03	Inf	-Inf	31.19	3	Vertical	189	1.37	-	65.84	27.50	3.69	-
AV	2.483502G	49.62	54.00	-4.38	31.27	3	Vertical	189	1.37	-	18.35	27.56	3.71	-
PK	2.4608G	107.63	Inf	-Inf	31.19	3	Vertical	189	1.37	-	76.44	27.50	3.69	-
PK	2.4842G	64.68	74.00	-9.32	31.27	3	Vertical	189	1.37	-	33.41	27.56	3.71	-

802.11g_Nss1,(6Mbps)_1TX(Port2)

2457MHz_TX

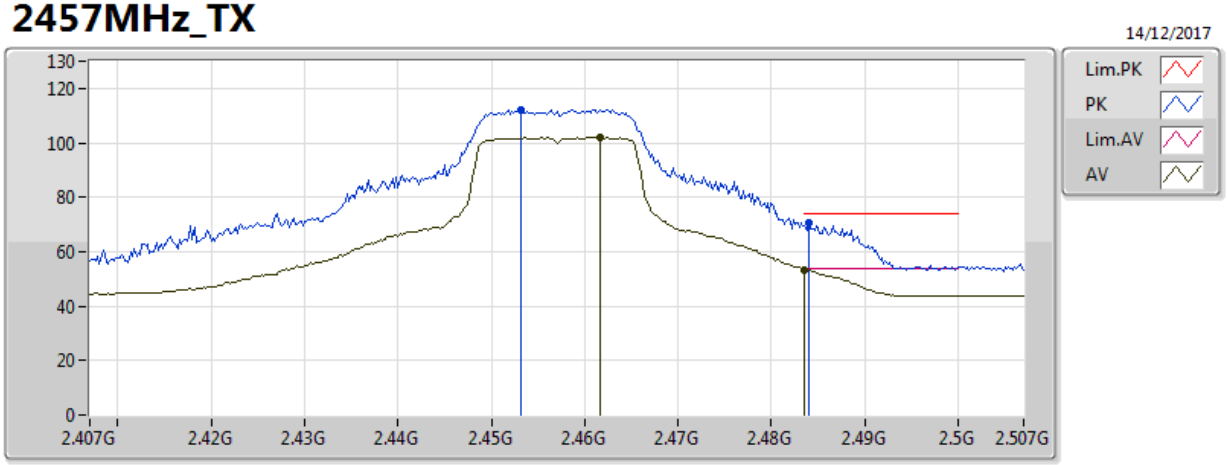

Type	Freq	Level	Limit	Margin	Factor	Dist	Condition	Azimuth	Height	Comments	Raw	AF	CL	PA
	(Hz)	(dBuV/m)	(dBuV/m)	(dB)	(dB)	(m)		(°)	(m)		(dBuV)	(dB)	(dB)	(dB)
AV	2.4616G	101.96	Inf	-Inf	31.19	3	Horizontal	205	1.16	-	70.77	27.50	3.69	-
AV	2.483502G	53.34	54.00	-0.66	31.27	3	Horizontal	205	1.16	-	22.06	27.56	3.71	-
PK	2.4532G	112.01	Inf	-Inf	31.16	3	Horizontal	205	1.16	-	80.85	27.48	3.68	-
PK	2.484G	70.46	74.00	-3.54	31.27	3	Horizontal	205	1.16	-	39.19	27.56	3.71	-

802.11g_Nss1,(6Mbps)_1TX(Port2)

2462MHz_TX

15/12/2017

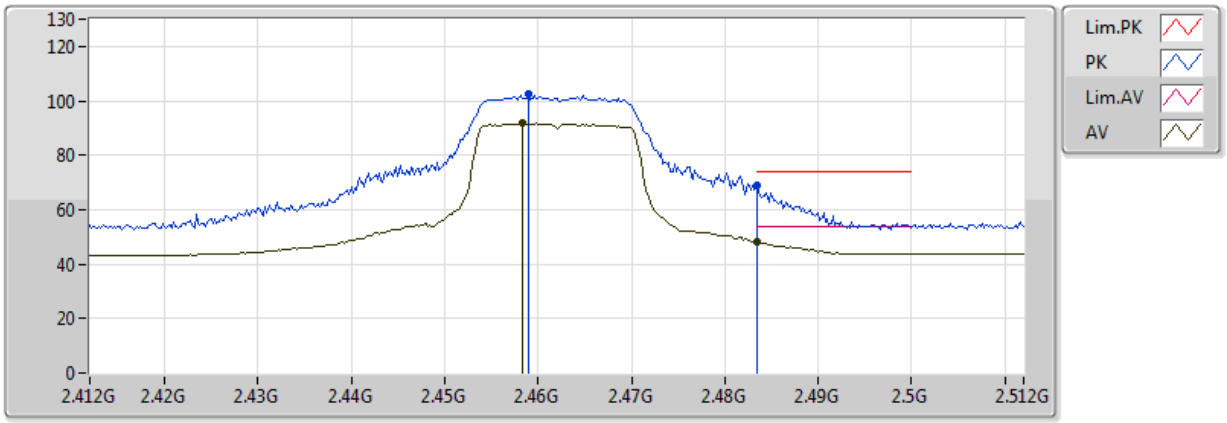

Type	Freq	Level	Limit	Margin	Factor	Dist	Condition	Azimuth	Height	Comments	Raw	AF	CL	PA
	(Hz)	(dBuV/m)	(dBuV/m)	(dB)	(dB)	(m)		(°)	(m)		(dBuV)	(dB)	(dB)	(dB)
AV	2.4584G	91.63	Inf	-Inf	31.18	3	Vertical	186	2.21	-	60.45	27.49	3.69	-
AV	2.483502G	47.98	54.00	-6.02	31.27	3	Vertical	186	2.21	-	16.70	27.56	3.71	-
PK	2.459G	102.27	Inf	-Inf	31.18	3	Vertical	186	2.21	-	71.08	27.49	3.69	-
PK	2.483502G	69.16	74.00	-4.84	31.27	3	Vertical	186	2.21	-	37.89	27.56	3.71	-

802.11g_Nss1,(6Mbps)_1TX(Port2)

2462MHz_TX

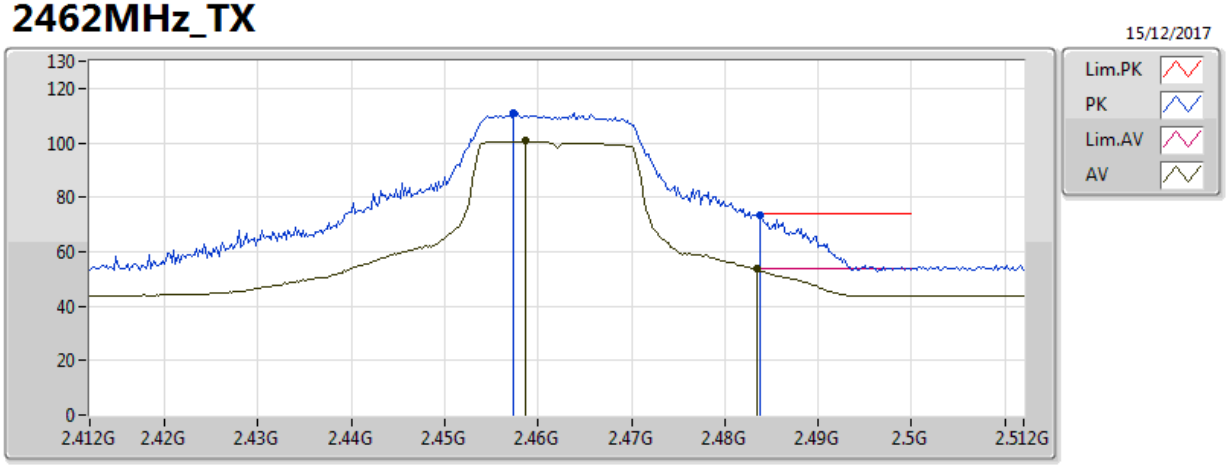

Type	Freq	Level	Limit	Margin	Factor	Dist	Condition	Azimuth	Height	Comments	Raw	AF	CL	PA
	(Hz)	(dBuV/m)	(dBuV/m)	(dB)	(dB)	(m)		(°)	(m)		(dBuV)	(dB)	(dB)	(dB)
AV	2.4586G	100.63	Inf	-Inf	31.18	3	Horizontal	205	1.16	-	69.45	27.49	3.69	-
AV	2.483502G	53.53	54.00	-0.47	31.27	3	Horizontal	205	1.16	-	22.26	27.56	3.71	-
PK	2.4574G	110.90	Inf	-Inf	31.18	3	Horizontal	205	1.16	-	79.72	27.49	3.69	-
PK	2.4838G	73.52	74.00	-0.48	31.27	3	Horizontal	205	1.16	-	42.24	27.56	3.71	-

802.11g_Nss1,(6Mbps)_1TX(Port2)

2462MHz_TX

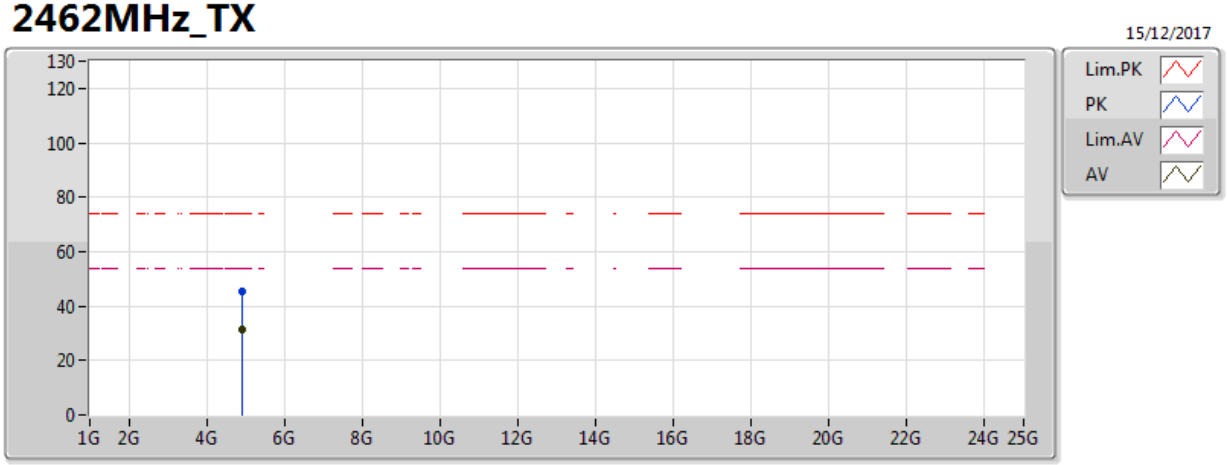

Type	Freq	Level	Limit	Margin	Factor	Dist	Condition	Azimuth	Height	Comments	Raw	AF	CL	PA
	(Hz)	(dBuV/m)	(dBuV/m)	(dB)	(dB)	(m)		(°)	(m)		(dBuV)	(dB)	(dB)	(dB)
AV	4.9237G	31.53	54.00	-22.47	2.41	3	Vertical	187	1.81	-	29.11	31.46	5.52	34.57
PK	4.9273G	45.55	74.00	-28.45	2.42	3	Vertical	187	1.81	-	43.13	31.47	5.52	34.56

802.11g_Nss1,(6Mbps)_1TX(Port2)

2462MHz_TX

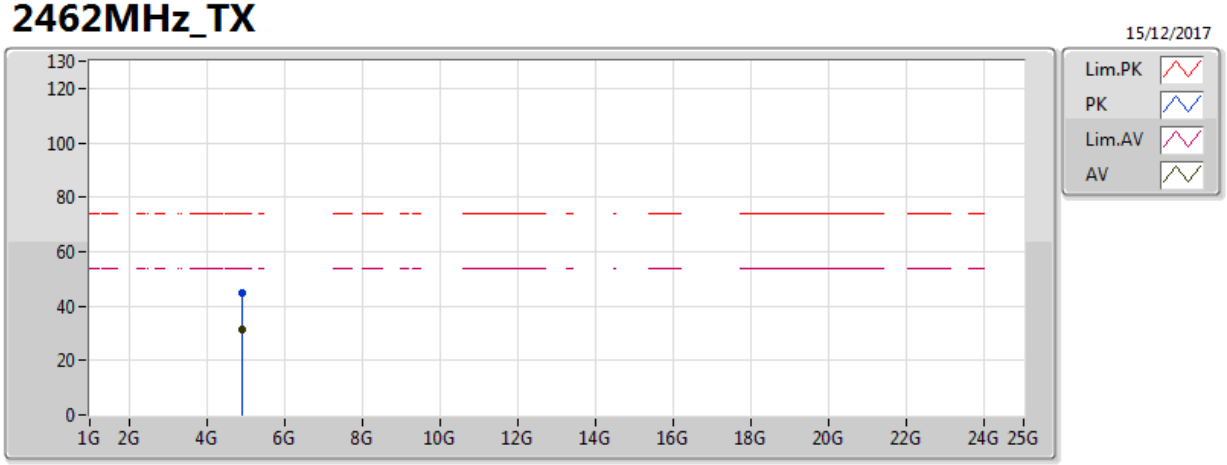

Type	Freq	Level	Limit	Margin	Factor	Dist	Condition	Azimuth	Height	Comments	Raw	AF	CL	PA
	(Hz)	(dBuV/m)	(dBuV/m)	(dB)	(dB)	(m)		(°)	(m)		(dBuV)	(dB)	(dB)	(dB)
AV	4.92568G	31.25	54.00	-22.75	2.42	3	Horizontal	327	1.39	-	28.83	31.47	5.52	34.56
PK	4.91608G	44.57	74.00	-29.43	2.39	3	Horizontal	327	1.39	-	42.18	31.45	5.51	34.57

802.11n HT20_Nss1,(MCS0)_1TX(Port2)

2412MHz_TX

15/12/2017

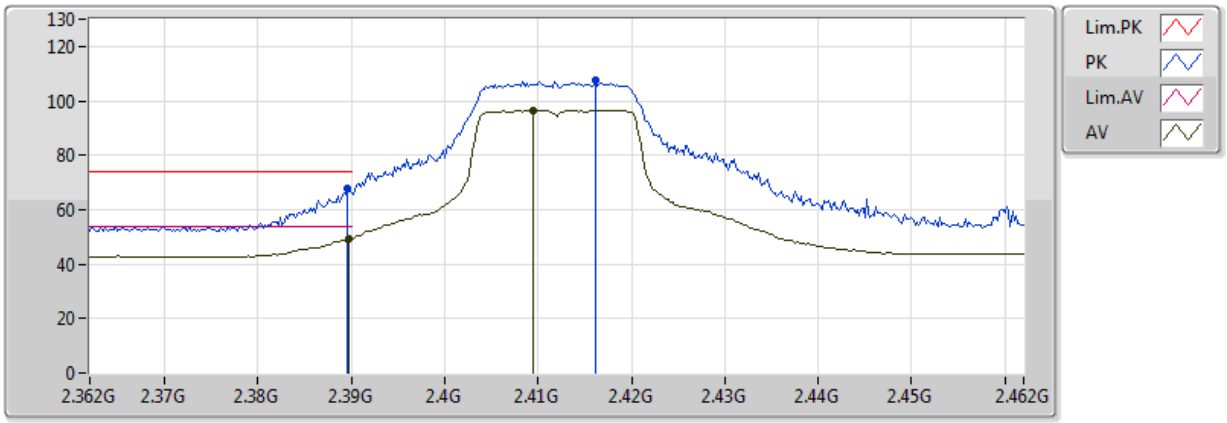

Type	Freq	Level	Limit	Margin	Factor	Dist	Condition	Azimuth	Height	Comments	Raw	AF	CL	PA
	(Hz)	(dBuV/m)	(dBuV/m)	(dB)	(dB)	(m)		(°)	(m)		(dBuV)	(dB)	(dB)	(dB)
AV	2.3898G	49.18	54.00	-4.82	30.93	3	Vertical	189	1.29	-	18.25	27.31	3.62	-
AV	2.4094G	96.58	Inf	-Inf	31.00	3	Vertical	189	1.29	-	65.57	27.36	3.64	-
PK	2.3896G	67.84	74.00	-6.16	30.93	3	Vertical	189	1.29	-	36.91	27.31	3.62	-
PK	2.4162G	107.42	Inf	-Inf	31.03	3	Vertical	189	1.29	-	76.40	27.38	3.65	-

802.11n HT20_Nss1,(MCS0)_1TX(Port2)

2412MHz_TX

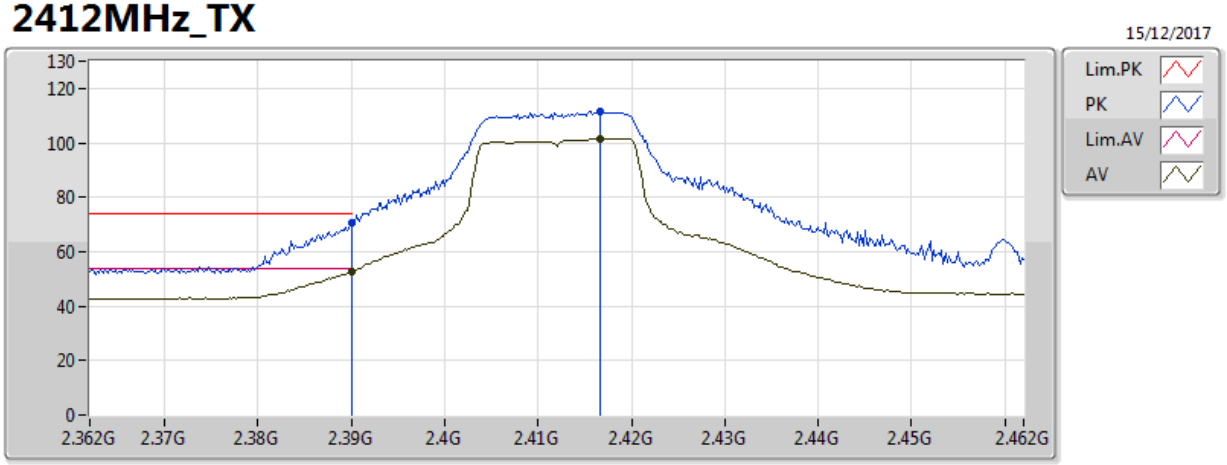

Type	Freq	Level	Limit	Margin	Factor	Dist	Condition	Azimuth	Height	Comments	Raw	AF	CL	PA
	(Hz)	(dBuV/m)	(dBuV/m)	(dB)	(dB)	(m)		(°)	(m)		(dBuV)	(dB)	(dB)	(dB)
AV	2.39G	52.77	54.00	-1.23	30.93	3	Horizontal	207	1.69	-	21.84	27.31	3.62	-
AV	2.4166G	101.67	Inf	-Inf	31.03	3	Horizontal	207	1.69	-	70.64	27.38	3.65	-
PK	2.39G	70.64	74.00	-3.36	30.93	3	Horizontal	207	1.69	-	39.71	27.31	3.62	-
PK	2.4166G	111.78	Inf	-Inf	31.03	3	Horizontal	207	1.69	-	80.75	27.38	3.65	-

802.11n HT20_Nss1,(MCS0)_1TX(Port2)

2412MHz_TX

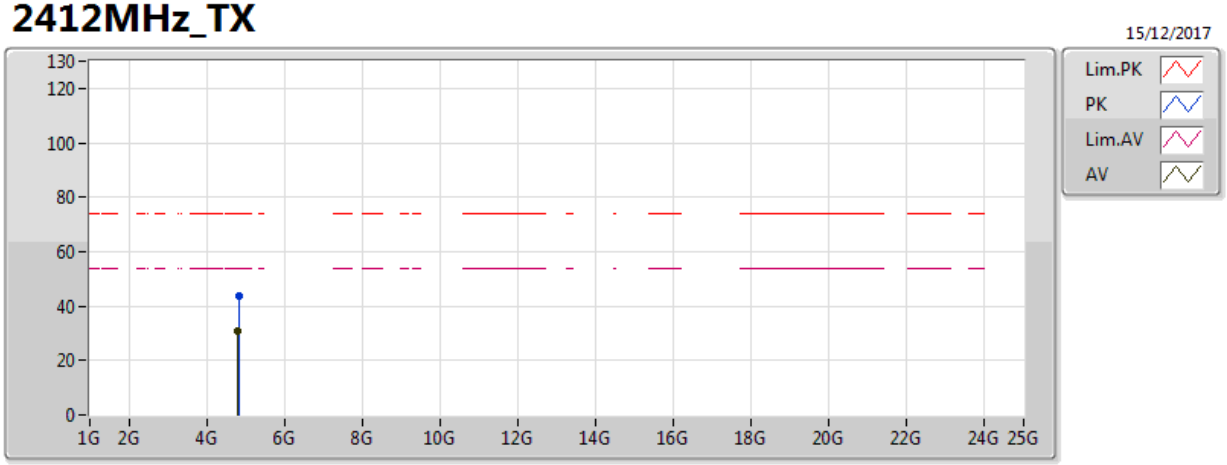

Type	Freq	Level	Limit	Margin	Factor	Dist	Condition	Azimuth	Height	Comments	Raw	AF	CL	PA
	(Hz)	(dBuV/m)	(dBuV/m)	(dB)	(dB)	(m)		(°)	(m)		(dBuV)	(dB)	(dB)	(dB)
AV	4.8141G	30.57	54.00	-23.43	2.07	3	Vertical	204	1.50	-	28.49	31.27	5.40	34.59
PK	4.82154G	43.53	74.00	-30.47	2.10	3	Vertical	204	1.50	-	41.43	31.28	5.40	34.59

802.11n HT20_Nss1,(MCS0)_1TX(Port2)

2412MHz_TX

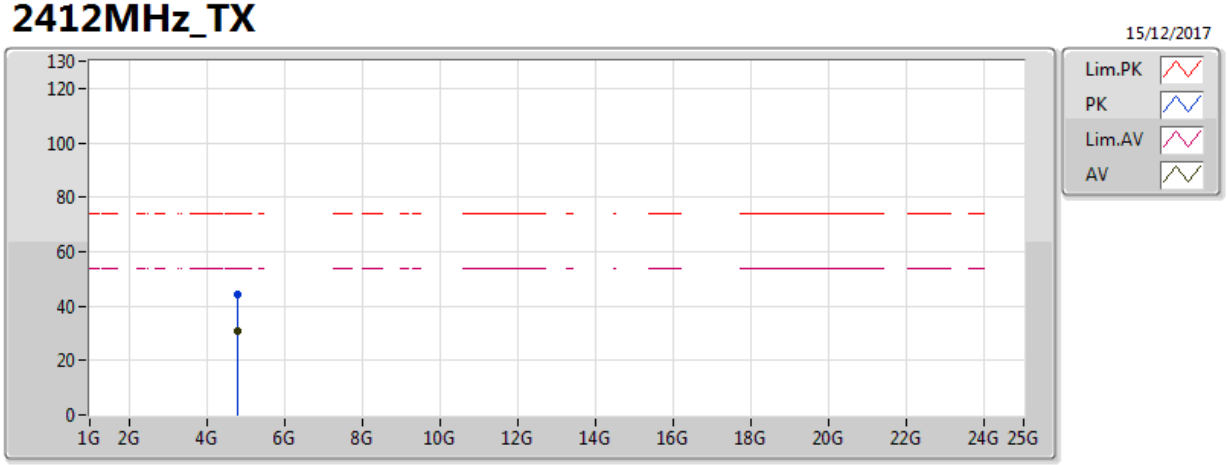

Type	Freq	Level	Limit	Margin	Factor	Dist	Condition	Azimuth	Height	Comments	Raw	AF	CL	PA
	(Hz)	(dBuV/m)	(dBuV/m)	(dB)	(dB)	(m)		(°)	(m)		(dBuV)	(dB)	(dB)	(dB)
AV	4.8159G	30.78	54.00	-23.22	2.08	3	Horizontal	295	1.01	-	28.70	31.27	5.40	34.59
PK	4.81602G	44.06	74.00	-29.94	2.08	3	Horizontal	295	1.01	-	41.98	31.27	5.40	34.59

802.11n HT20_Nss1,(MCS0)_1TX(Port2)

2417MHz_TX

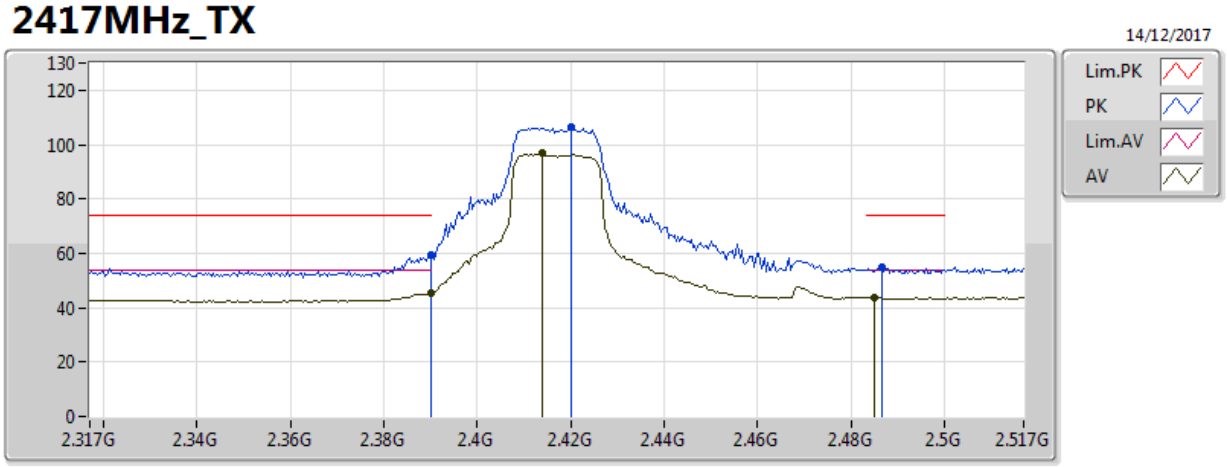

Type	Freq	Level	Limit	Margin	Factor	Dist	Condition	Azimuth	Height	Comments	Raw	AF	CL	PA
	(Hz)	(dBuV/m)	(dBuV/m)	(dB)	(dB)	(m)		(°)	(m)		(dBuV)	(dB)	(dB)	(dB)
AV	2.389998G	45.20	54.00	-8.80	30.93	3	Vertical	38	1.61	-	14.26	27.31	3.62	-
AV	2.4138G	96.69	Inf	-Inf	31.02	3	Vertical	38	1.61	-	65.67	27.38	3.64	-
AV	2.485G	43.87	54.00	-10.13	31.28	3	Vertical	38	1.61	-	12.60	27.56	3.71	-
PK	2.389998G	59.66	74.00	-14.34	30.93	3	Vertical	38	1.61	-	28.73	27.31	3.62	-
PK	2.4202G	106.28	Inf	-Inf	31.04	3	Vertical	38	1.61	-	75.24	27.39	3.65	-
PK	2.4866G	55.08	74.00	-18.92	31.28	3	Vertical	38	1.61	-	23.80	27.57	3.72	-

802.11n HT20_Nss1,(MCS0)_1TX(Port2)

2417MHz_TX

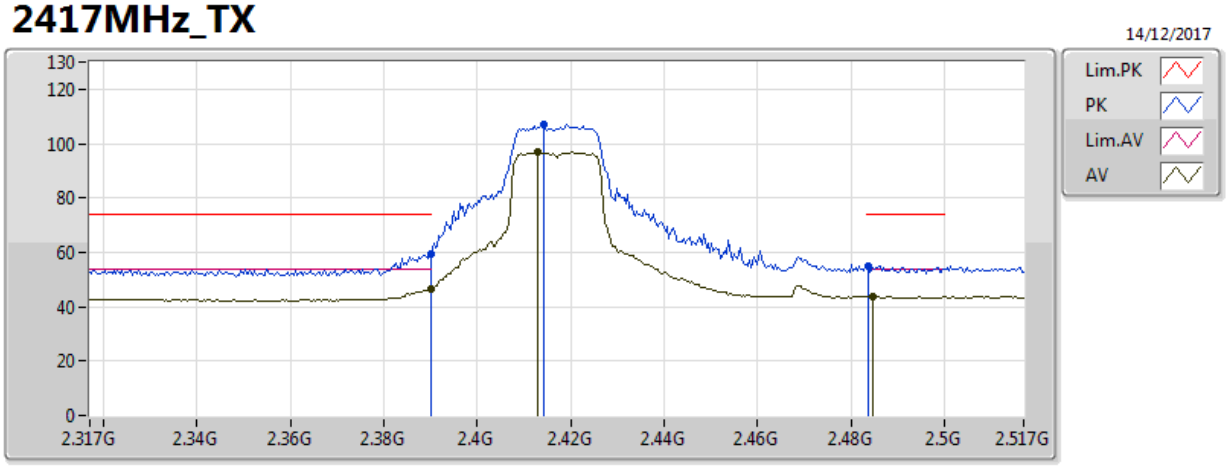

Type	Freq	Level	Limit	Margin	Factor	Dist	Condition	Azimuth	Height	Comments	Raw	AF	CL	PA
	(Hz)	(dBuV/m)	(dBuV/m)	(dB)	(dB)	(m)		(°)	(m)		(dBuV)	(dB)	(dB)	(dB)
AV	2.389998G	46.64	54.00	-7.36	30.93	3	Horizontal	172	1.45	-	15.70	27.31	3.62	-
AV	2.413G	96.82	Inf	-Inf	31.02	3	Horizontal	172	1.45	-	65.81	27.37	3.64	-
AV	2.4846G	43.86	54.00	-10.14	31.27	3	Horizontal	172	1.45	-	12.59	27.56	3.71	-
PK	2.389998G	59.27	74.00	-14.73	30.93	3	Horizontal	172	1.45	-	28.34	27.31	3.62	-
PK	2.4142G	107.22	Inf	-Inf	31.02	3	Horizontal	172	1.45	-	76.20	27.38	3.64	-
PK	2.4838G	55.19	74.00	-18.81	31.27	3	Horizontal	172	1.45	-	23.92	27.56	3.71	-

802.11n HT20_Nss1,(MCS0)_1TX(Port2)

2437MHz_TX

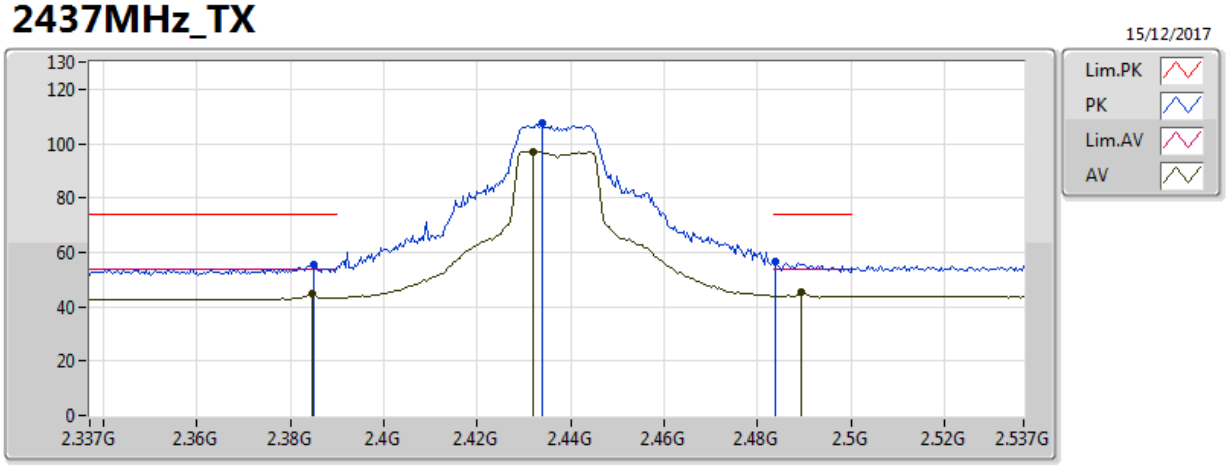

Type	Freq	Level	Limit	Margin	Factor	Dist	Condition	Azimuth	Height	Comments	Raw	AF	CL	PA
	(Hz)	(dBuV/m)	(dBuV/m)	(dB)	(dB)	(m)		(°)	(m)		(dBuV)	(dB)	(dB)	(dB)
AV	2.3846G	44.95	54.00	-9.05	30.92	3	Vertical	190	1.46	-	14.04	27.30	3.62	-
AV	2.4318G	96.89	Inf	-Inf	31.08	3	Vertical	190	1.46	-	65.81	27.42	3.66	-
AV	2.4894G	45.17	54.00	-8.83	31.29	3	Vertical	190	1.46	-	13.88	27.57	3.72	-
PK	2.385G	55.20	74.00	-18.80	30.92	3	Vertical	190	1.46	-	24.29	27.30	3.62	-
PK	2.4338G	107.61	Inf	-Inf	31.09	3	Vertical	190	1.46	-	76.52	27.43	3.66	-
PK	2.4838G	56.58	74.00	-17.42	31.27	3	Vertical	190	1.46	-	25.30	27.56	3.71	-

802.11n HT20_Nss1,(MCS0)_1TX(Port2)

2437MHz_TX

15/12/2017

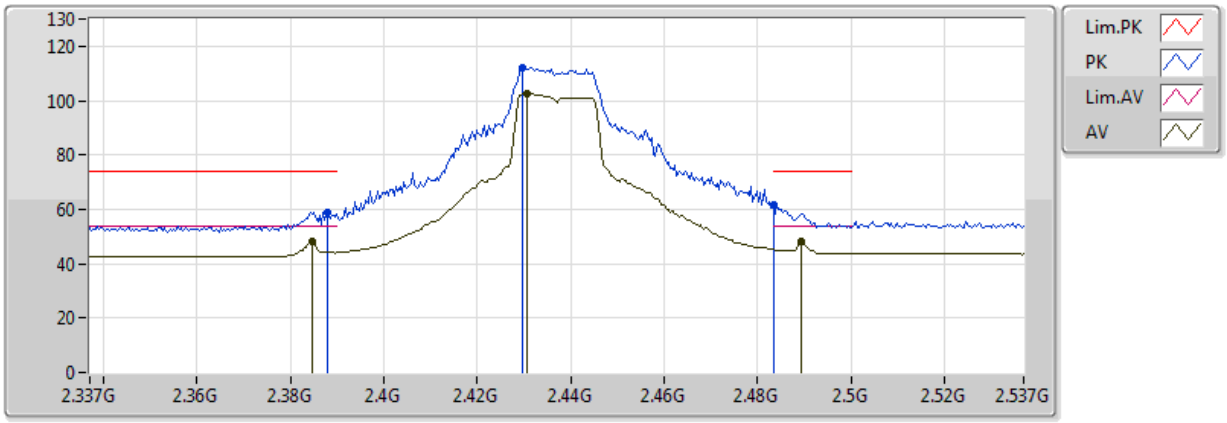

Type	Freq	Level	Limit	Margin	Factor	Dist	Condition	Azimuth	Height	Comments	Raw	AF	CL	PA
	(Hz)	(dBuV/m)	(dBuV/m)	(dB)	(dB)	(m)		(°)	(m)		(dBuV)	(dB)	(dB)	(dB)
AV	2.3846G	48.15	54.00	-5.85	30.92	3	Horizontal	206	1.50	-	17.23	27.30	3.62	-
AV	2.4306G	102.34	Inf	-Inf	31.08	3	Horizontal	206	1.50	-	71.26	27.42	3.66	-
AV	2.4894G	47.97	54.00	-6.03	31.29	3	Horizontal	206	1.50	-	16.67	27.57	3.72	-
PK	2.3878G	59.06	74.00	-14.94	30.93	3	Horizontal	206	1.50	-	28.13	27.31	3.62	-
PK	2.4298G	112.11	Inf	-Inf	31.08	3	Horizontal	206	1.50	-	81.04	27.42	3.66	-
PK	2.483502G	61.84	74.00	-12.16	31.27	3	Horizontal	206	1.50	-	30.57	27.56	3.71	-

802.11n HT20_Nss1,(MCS0)_1TX(Port2)

2437MHz_TX

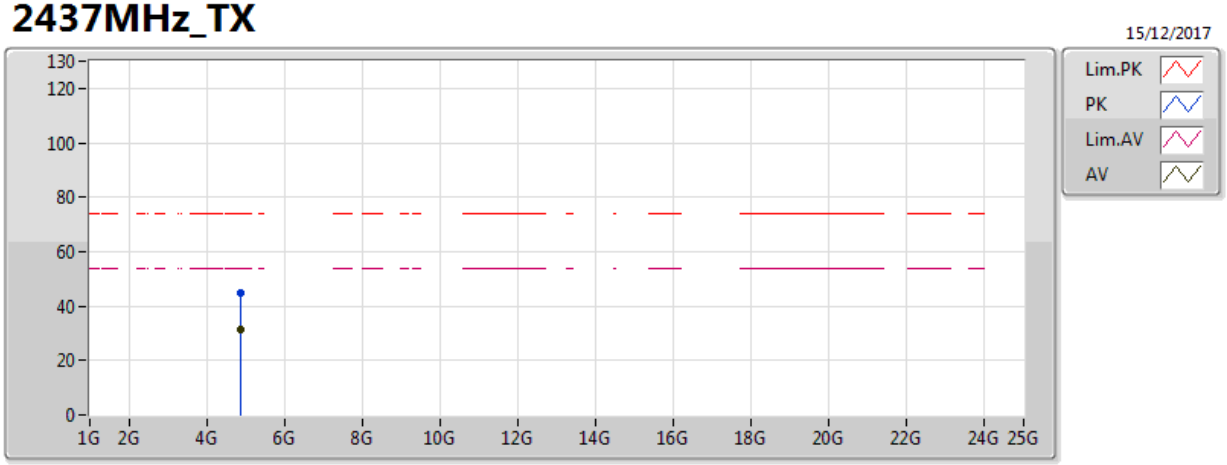

Type	Freq	Level	Limit	Margin	Factor	Dist	Condition	Azimuth	Height	Comments	Raw	AF	CL	PA
	(Hz)	(dBuV/m)	(dBuV/m)	(dB)	(dB)	(m)		(°)	(m)		(dBuV)	(dB)	(dB)	(dB)
AV	4.874G	31.46	54.00	-22.54	2.26	3	Vertical	188	1.73	-	29.20	31.37	5.46	34.58
PK	4.87478G	44.63	74.00	-29.37	2.26	3	Vertical	188	1.73	-	42.37	31.37	5.46	34.58

802.11n HT20_Nss1,(MCS0)_1TX(Port2)

2437MHz_TX

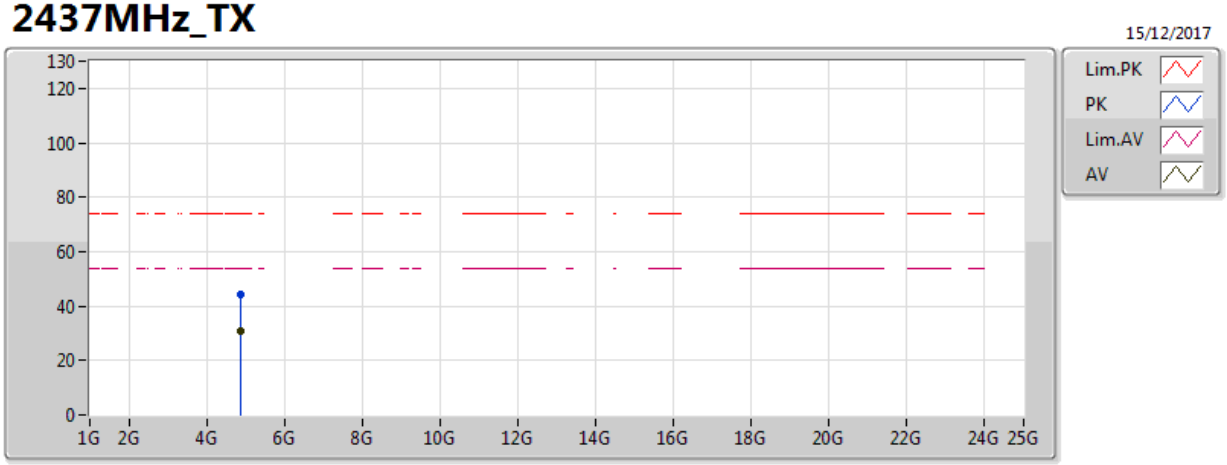

Type	Freq	Level	Limit	Margin	Factor	Dist	Condition	Azimuth	Height	Comments	Raw	AF	CL	PA
	(Hz)	(dBuV/m)	(dBuV/m)	(dB)	(dB)	(m)		(°)	(m)		(dBuV)	(dB)	(dB)	(dB)
AV	4.8737G	31.04	54.00	-22.96	2.26	3	Horizontal	324	1.93	-	28.78	31.37	5.46	34.58
PK	4.86824G	44.48	74.00	-29.52	2.24	3	Horizontal	324	1.93	-	42.24	31.36	5.46	34.58

802.11n HT20_Nss1,(MCS0)_1TX(Port2)

2457MHz_TX

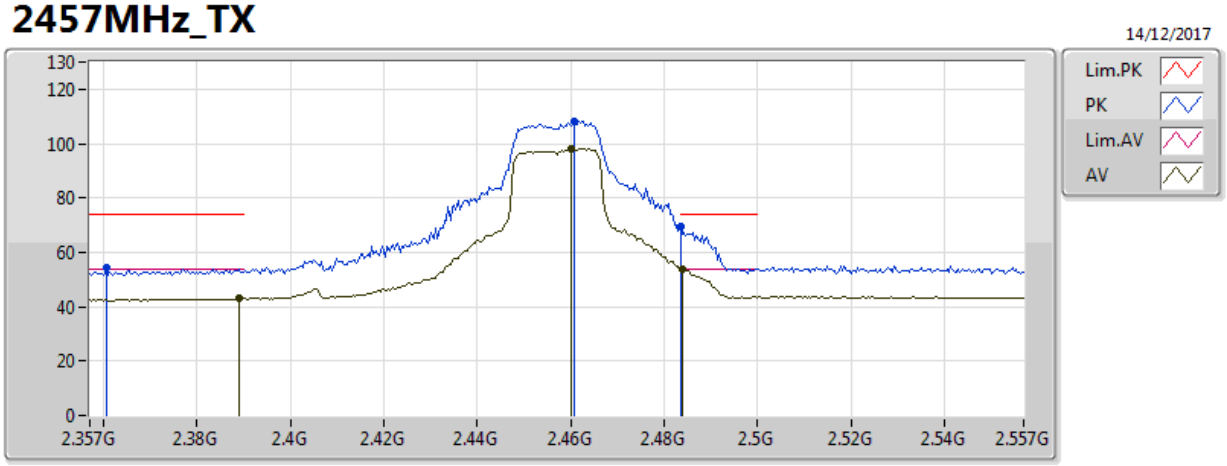

Type	Freq	Level	Limit	Margin	Factor	Dist	Condition	Azimuth	Height	Comments	Raw	AF	CL	PA
	(Hz)	(dBuV/m)	(dBuV/m)	(dB)	(dB)	(m)		(°)	(m)		(dBuV)	(dB)	(dB)	(dB)
AV	2.389G	42.97	54.00	-11.03	30.93	3	Vertical	45	1.21	-	12.04	27.31	3.62	-
AV	2.4602G	97.96	Inf	-Inf	31.19	3	Vertical	45	1.21	-	66.77	27.50	3.69	-
AV	2.4838G	53.88	54.00	-0.12	31.27	3	Vertical	45	1.21	-	22.61	27.56	3.71	-
PK	2.3606G	54.09	74.00	-19.91	30.83	3	Vertical	45	1.21	-	23.26	27.24	3.59	-
PK	2.4606G	108.27	Inf	-Inf	31.19	3	Vertical	45	1.21	-	77.08	27.50	3.69	-
PK	2.483502G	69.26	74.00	-4.74	31.27	3	Vertical	45	1.21	-	37.99	27.56	3.71	-

802.11n HT20_Nss1,(MCS0)_1TX(Port2)

2457MHz_TX

14/12/2017

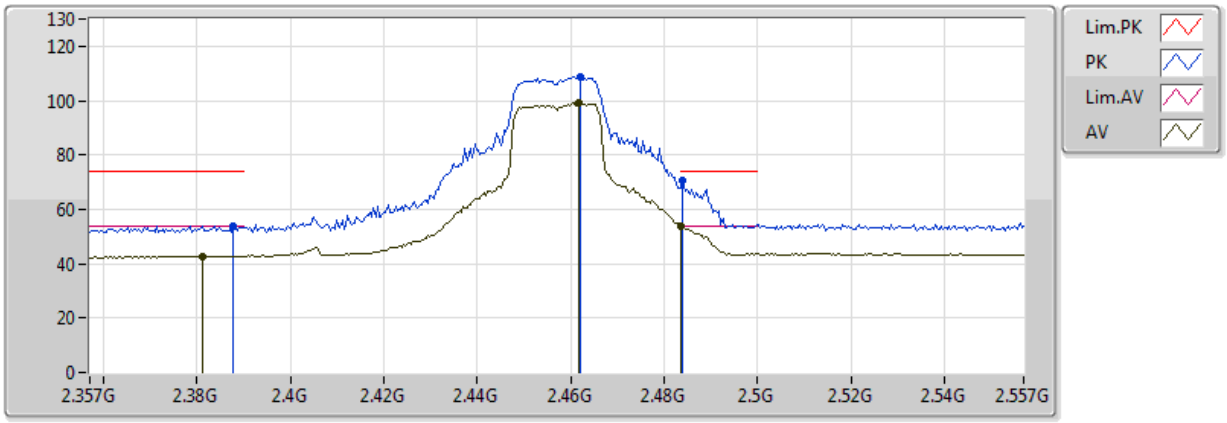

Type	Freq	Level	Limit	Margin	Factor	Dist	Condition	Azimuth	Height	Comments	Raw	AF	CL	PA
	(Hz)	(dBuV/m)	(dBuV/m)	(dB)	(dB)	(m)		(°)	(m)		(dBuV)	(dB)	(dB)	(dB)
AV	2.381G	42.73	54.00	-11.27	30.90	3	Horizontal	43	2.98	-	11.83	27.29	3.61	-
AV	2.4618G	99.07	Inf	-Inf	31.19	3	Horizontal	43	2.98	-	67.88	27.50	3.69	-
AV	2.483502G	53.82	54.00	-0.18	31.27	3	Horizontal	43	2.98	-	22.55	27.56	3.71	-
PK	2.3878G	53.89	74.00	-20.11	30.93	3	Horizontal	43	2.98	-	22.96	27.31	3.62	-
PK	2.4622G	108.59	Inf	-Inf	31.19	3	Horizontal	43	2.98	-	77.40	27.50	3.69	-
PK	2.4838G	70.86	74.00	-3.14	31.27	3	Horizontal	43	2.98	-	39.59	27.56	3.71	-

802.11n HT20_Nss1,(MCS0)_1TX(Port2)

2462MHz_TX

15/12/2017

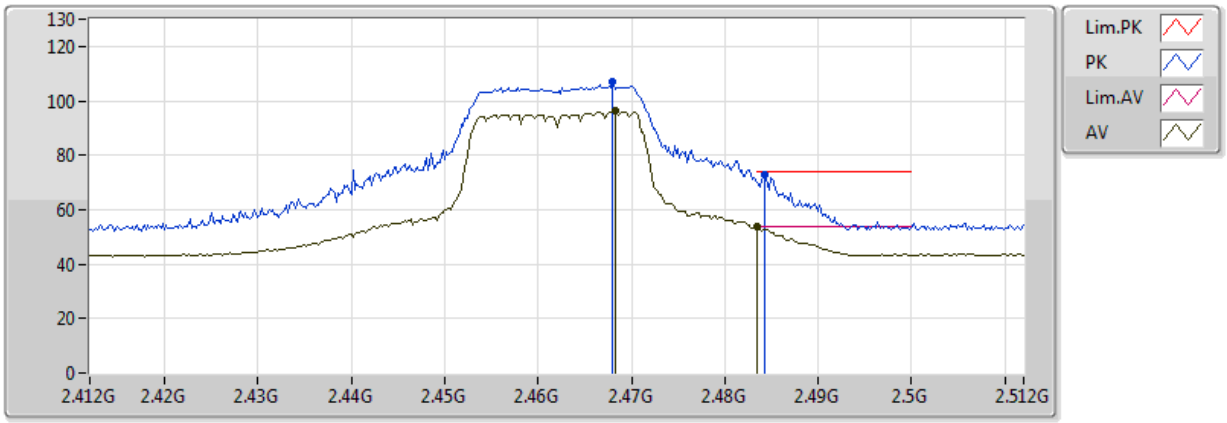

Type	Freq	Level	Limit	Margin	Factor	Dist	Condition	Azimuth	Height	Comments	Raw	AF	CL	PA
	(Hz)	(dBuV/m)	(dBuV/m)	(dB)	(dB)	(m)		(°)	(m)		(dBuV)	(dB)	(dB)	(dB)
AV	2.4682G	96.10	Inf	-Inf	31.22	3	Vertical	44	1.13	-	64.89	27.52	3.70	-
AV	2.483502G	53.85	54.00	-0.15	31.27	3	Vertical	44	1.13	-	22.58	27.56	3.71	-
PK	2.468G	106.77	Inf	-Inf	31.21	3	Vertical	44	1.13	-	75.56	27.52	3.70	-
PK	2.4842G	72.96	74.00	-1.04	31.27	3	Vertical	44	1.13	-	41.69	27.56	3.71	-

802.11n HT20_Nss1,(MCS0)_1TX(Port2)

2462MHz_TX

15/12/2017

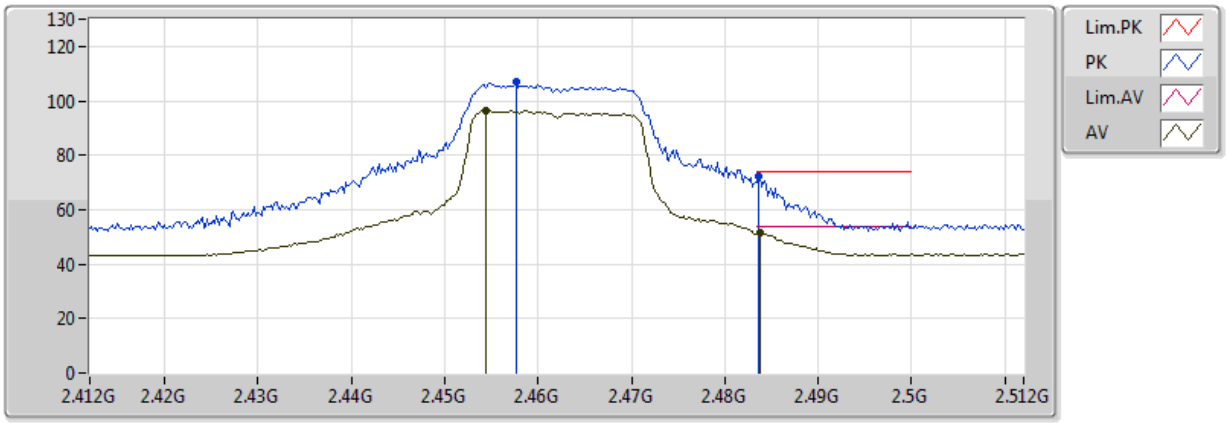

Type	Freq	Level	Limit	Margin	Factor	Dist	Condition	Azimuth	Height	Comments	Raw	AF	CL	PA
	(Hz)	(dBuV/m)	(dBuV/m)	(dB)	(dB)	(m)		(°)	(m)		(dBuV)	(dB)	(dB)	(dB)
AV	2.4544G	96.31	Inf	-Inf	31.17	3	Horizontal	47	3.04	-	65.15	27.48	3.68	-
AV	2.4838G	51.75	54.00	-2.25	31.27	3	Horizontal	47	3.04	-	20.48	27.56	3.71	-
PK	2.4576G	107.06	Inf	-Inf	31.18	3	Horizontal	47	3.04	-	75.89	27.49	3.69	-
PK	2.4836G	72.19	74.00	-1.81	31.27	3	Horizontal	47	3.04	-	40.92	27.56	3.71	-

802.11n HT20_Nss1,(MCS0)_1TX(Port2)

2462MHz_TX

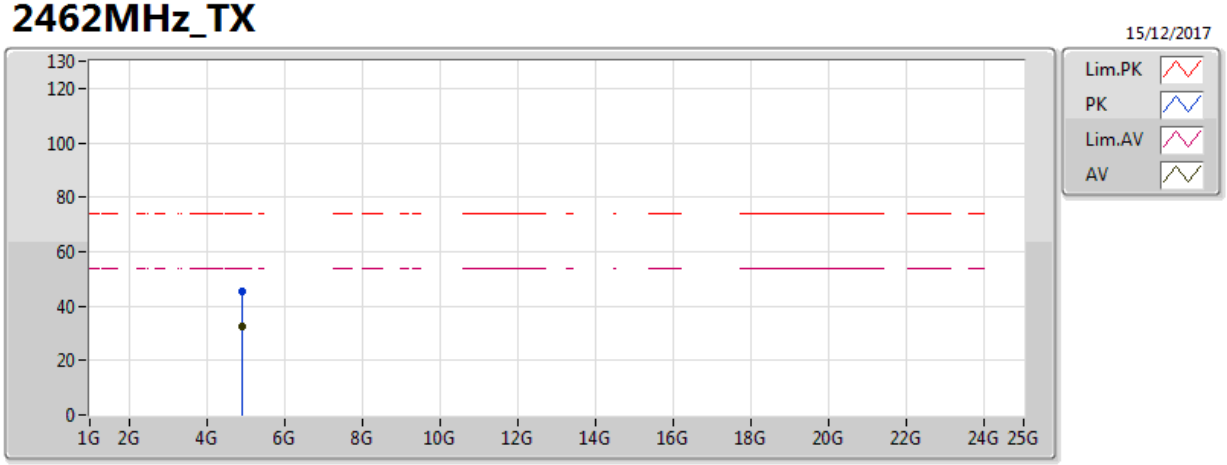

Type	Freq	Level	Limit	Margin	Factor	Dist	Condition	Azimuth	Height	Comments	Raw	AF	CL	PA
	(Hz)	(dBuV/m)	(dBuV/m)	(dB)	(dB)	(m)		(°)	(m)		(dBuV)	(dB)	(dB)	(dB)
AV	4.9252G	32.41	54.00	-21.59	2.42	3	Vertical	187	1.50	-	29.99	31.47	5.52	34.56
PK	4.92742G	45.20	74.00	-28.80	2.43	3	Vertical	187	1.50	-	42.77	31.47	5.52	34.56

802.11n HT20_Nss1,(MCS0)_1TX(Port2)

2462MHz_TX

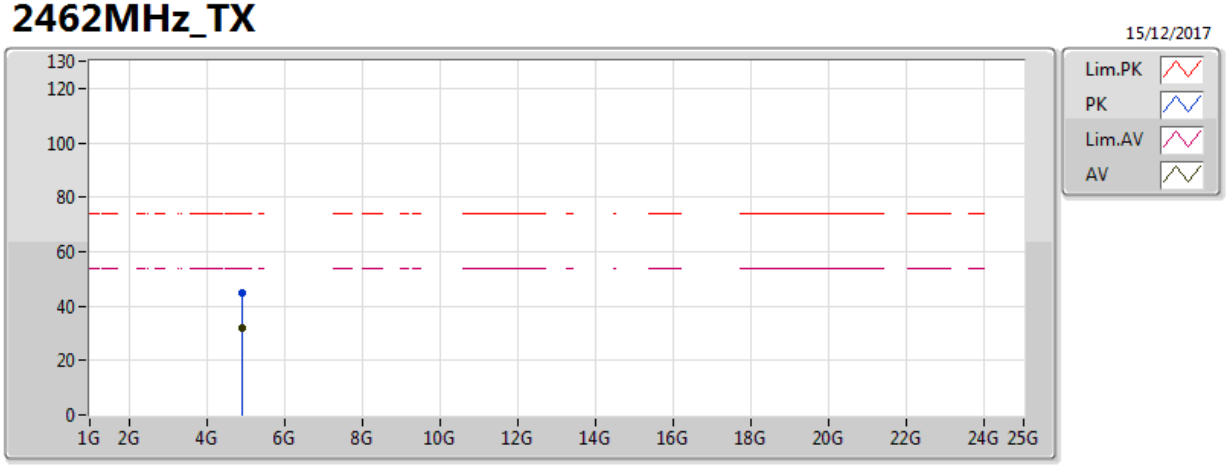

Type	Freq	Level	Limit	Margin	Factor	Dist	Condition	Azimuth	Height	Comments	Raw	AF	CL	PA
	(Hz)	(dBuV/m)	(dBuV/m)	(dB)	(dB)	(m)		(°)	(m)		(dBuV)	(dB)	(dB)	(dB)
AV	4.9273G	31.86	54.00	-22.14	2.42	3	Horizontal	317	3.56	-	29.44	31.47	5.52	34.56
PK	4.92244G	44.64	74.00	-29.36	2.41	3	Horizontal	317	3.56	-	42.23	31.46	5.51	34.57

802.11n HT40_Nss1,(MCS0)_1TX(Port2)

2422MHz_TX

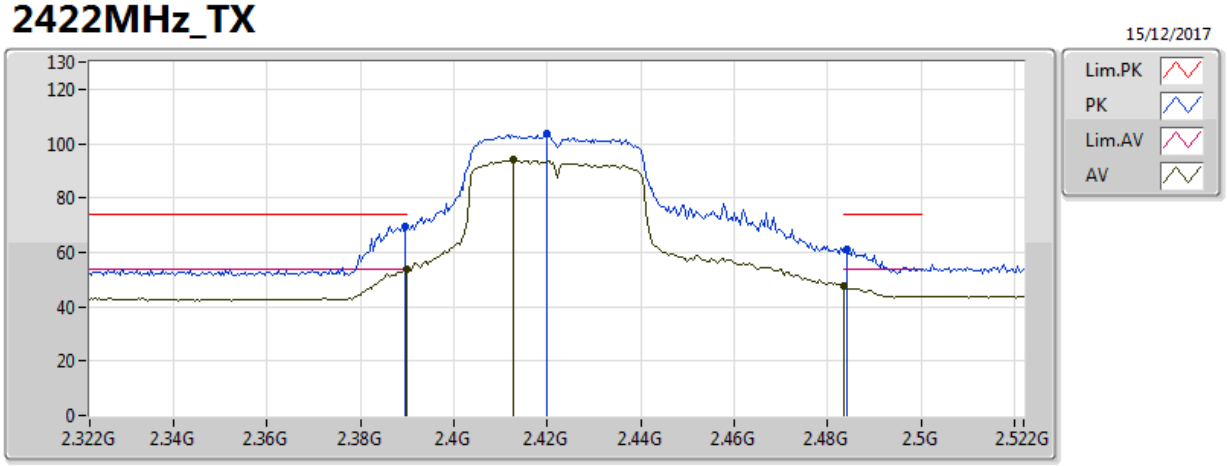

Type	Freq	Level	Limit	Margin	Factor	Dist	Condition	Azimuth	Height	Comments	Raw	AF	CL	PA
	(Hz)	(dBuV/m)	(dBuV/m)	(dB)	(dB)	(m)		(°)	(m)		(dBuV)	(dB)	(dB)	(dB)
AV	2.39G	53.88	54.00	-0.12	30.93	3	Vertical	50	1.07	-	22.95	27.31	3.62	-
AV	2.4128G	93.90	Inf	-Inf	31.02	3	Vertical	50	1.07	-	62.88	27.37	3.64	-
AV	2.4836G	47.40	54.00	-6.60	31.27	3	Vertical	50	1.07	-	16.13	27.56	3.71	-
PK	2.3896G	69.61	74.00	-4.39	30.93	3	Vertical	50	1.07	-	38.68	27.31	3.62	-
PK	2.42G	103.82	Inf	-Inf	31.04	3	Vertical	50	1.07	-	72.78	27.39	3.65	-
PK	2.484G	60.90	74.00	-13.10	31.27	3	Vertical	50	1.07	-	29.62	27.56	3.71	-

802.11n HT40_Nss1,(MCS0)_1TX(Port2)

2422MHz_TX

15/12/2017

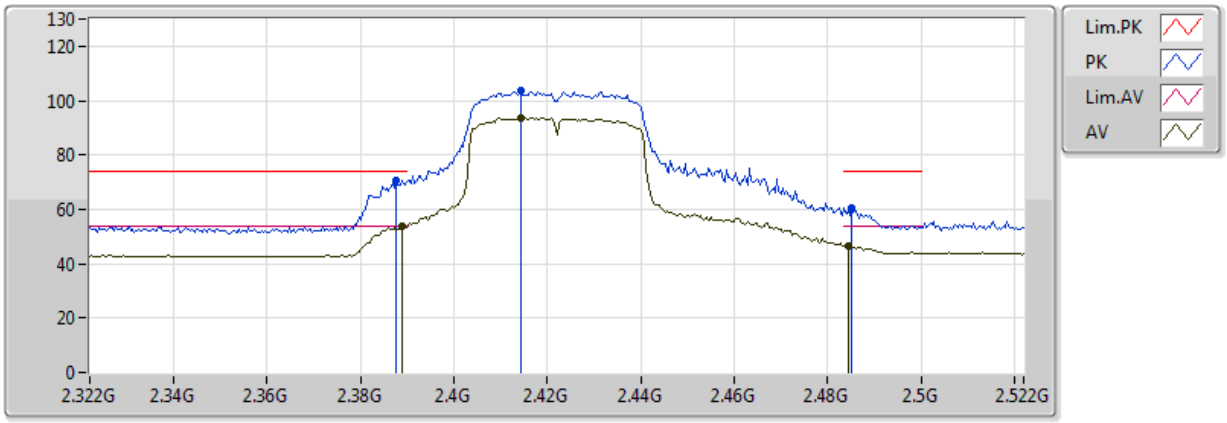

Type	Freq	Level	Limit	Margin	Factor	Dist	Condition	Azimuth	Height	Comments	Raw	AF	CL	PA
	(Hz)	(dBuV/m)	(dBuV/m)	(dB)	(dB)	(m)		(°)	(m)		(dBuV)	(dB)	(dB)	(dB)
AV	2.3888G	53.82	54.00	-0.18	30.93	3	Horizontal	171	1.43	-	22.88	27.31	3.62	-
AV	2.4144G	93.71	Inf	-Inf	31.02	3	Horizontal	171	1.43	-	62.69	27.38	3.64	-
AV	2.4844G	46.59	54.00	-7.41	31.27	3	Horizontal	171	1.43	-	15.32	27.56	3.71	-
PK	2.3876G	70.59	74.00	-3.41	30.93	3	Horizontal	171	1.43	-	39.66	27.31	3.62	-
PK	2.4144G	103.41	Inf	-Inf	31.02	3	Horizontal	171	1.43	-	72.38	27.38	3.64	-
PK	2.4852G	60.37	74.00	-13.63	31.28	3	Horizontal	171	1.43	-	29.10	27.56	3.72	-

802.11n HT40_Nss1,(MCS0)_1TX(Port2)

2422MHz_TX

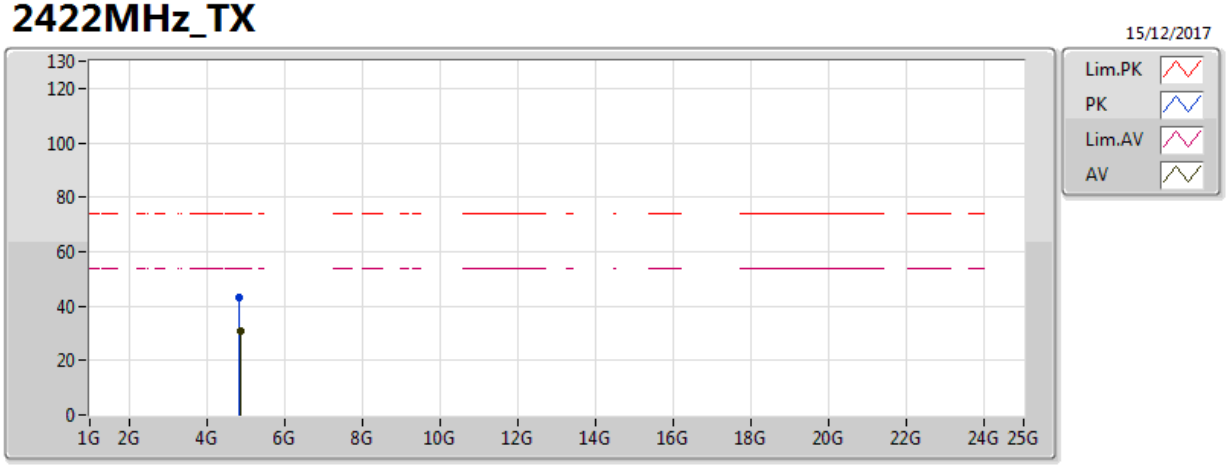

Type	Freq	Level	Limit	Margin	Factor	Dist	Condition	Azimuth	Height	Comments	Raw	AF	CL	PA
	(Hz)	(dBuV/m)	(dBuV/m)	(dB)	(dB)	(m)		(°)	(m)		(dBuV)	(dB)	(dB)	(dB)
AV	4.85852G	30.94	54.00	-23.06	2.21	3	Vertical	317	3.56	-	28.73	31.35	5.44	34.58
PK	4.8359G	43.17	74.00	-30.83	2.14	3	Vertical	317	3.56	-	41.03	31.30	5.42	34.58

802.11n HT40_Nss1,(MCS0)_1TX(Port2)

2422MHz_TX

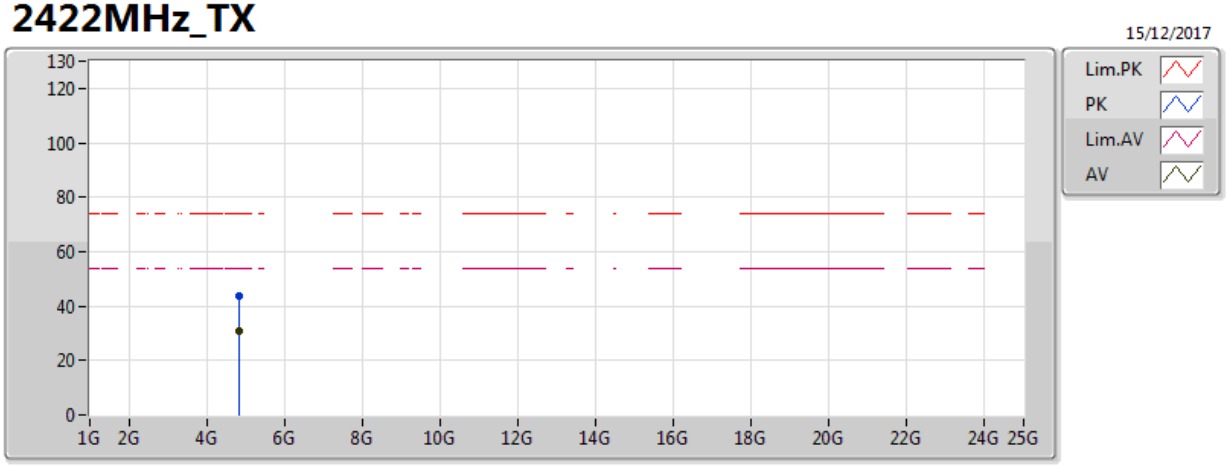

Type	Freq	Level	Limit	Margin	Factor	Dist	Condition	Azimuth	Height	Comments	Raw	AF	CL	PA
	(Hz)	(dBuV/m)	(dBuV/m)	(dB)	(dB)	(m)		(°)	(m)		(dBuV)	(dB)	(dB)	(dB)
AV	4.83896G	31.06	54.00	-22.94	2.15	3	Horizontal	34	1.62	-	28.91	31.31	5.42	34.58
PK	4.83632G	43.96	74.00	-30.04	2.14	3	Horizontal	34	1.62	-	41.82	31.31	5.42	34.58

802.11n HT40_Nss1,(MCS0)_1TX(Port2)

2427MHz_TX

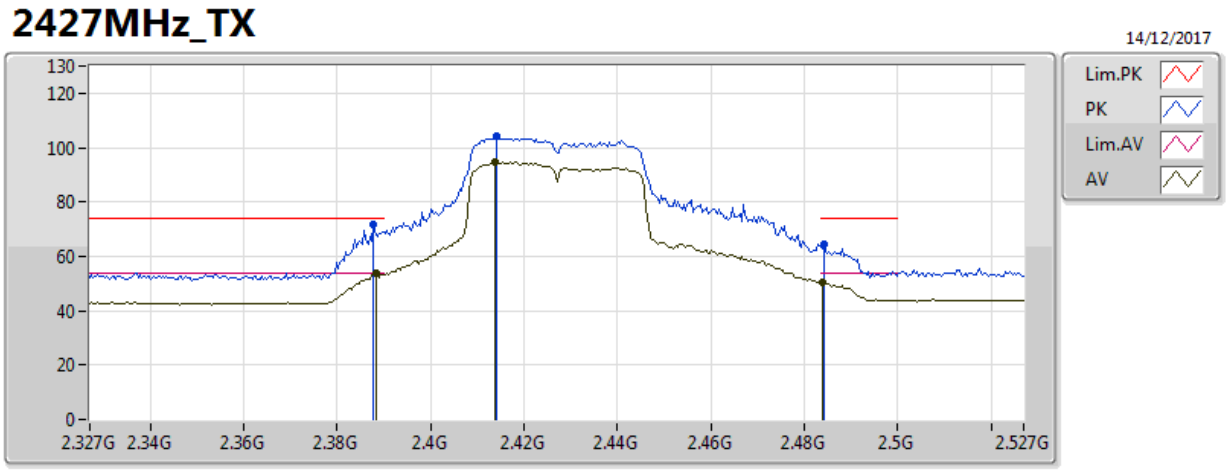

Type	Freq	Level	Limit	Margin	Factor	Dist	Condition	Azimuth	Height	Comments	Raw	AF	CL	PA
	(Hz)	(dBuV/m)	(dBuV/m)	(dB)	(dB)	(m)		(°)	(m)		(dBuV)	(dB)	(dB)	(dB)
AV	2.3882G	53.75	54.00	-0.25	30.93	3	Vertical	39	1.64	-	22.82	27.31	3.62	-
AV	2.4138G	94.57	Inf	-Inf	31.02	3	Vertical	39	1.64	-	63.55	27.38	3.64	-
AV	2.4838G	50.39	54.00	-3.61	31.27	3	Vertical	39	1.64	-	19.12	27.56	3.71	-
PK	2.3878G	71.45	74.00	-2.55	30.93	3	Vertical	39	1.64	-	40.52	27.31	3.62	-
PK	2.4142G	104.46	Inf	-Inf	31.02	3	Vertical	39	1.64	-	73.44	27.38	3.64	-
PK	2.4842G	64.31	74.00	-9.69	31.27	3	Vertical	39	1.64	-	33.04	27.56	3.71	-

802.11n HT40_Nss1,(MCS0)_1TX(Port2)

2427MHz_TX

14/12/2017

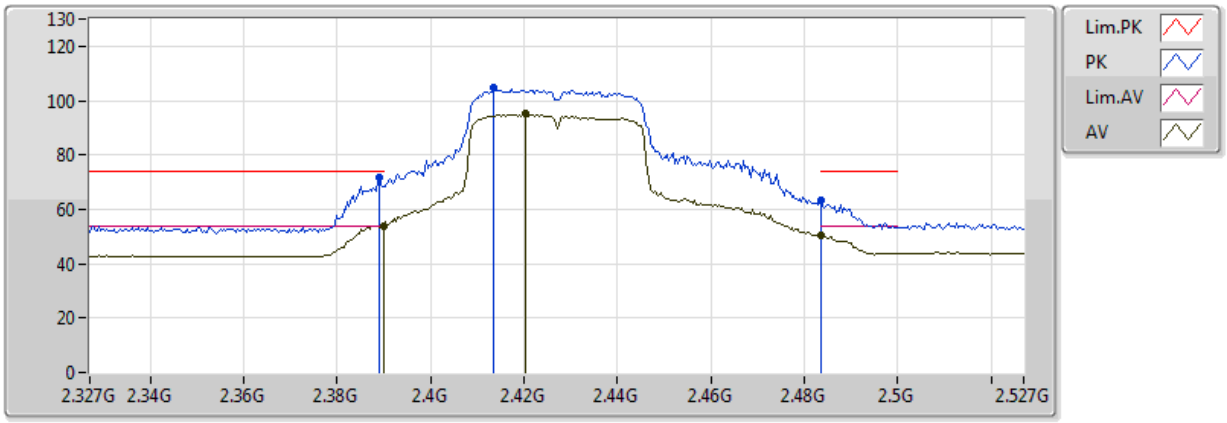

Type	Freq	Level	Limit	Margin	Factor	Dist	Condition	Azimuth	Height	Comments	Raw	AF	CL	PA
	(Hz)	(dBuV/m)	(dBuV/m)	(dB)	(dB)	(m)		(°)	(m)		(dBuV)	(dB)	(dB)	(dB)
AV	2.389998G	53.82	54.00	-0.18	30.93	3	Horizontal	172	1.43	-	22.89	27.31	3.62	-
AV	2.4202G	95.09	Inf	-Inf	31.04	3	Horizontal	172	1.43	-	64.05	27.39	3.65	-
AV	2.483502G	50.21	54.00	-3.79	31.27	3	Horizontal	172	1.43	-	18.94	27.56	3.71	-
PK	2.389G	71.85	74.00	-2.15	30.93	3	Horizontal	172	1.43	-	40.92	27.31	3.62	-
PK	2.4134G	104.72	Inf	-Inf	31.02	3	Horizontal	172	1.43	-	73.70	27.37	3.64	-
PK	2.483502G	63.16	74.00	-10.84	31.27	3	Horizontal	172	1.43	-	31.89	27.56	3.71	-

802.11n HT40_Nss1,(MCS0)_1TX(Port2)

2432MHz_TX

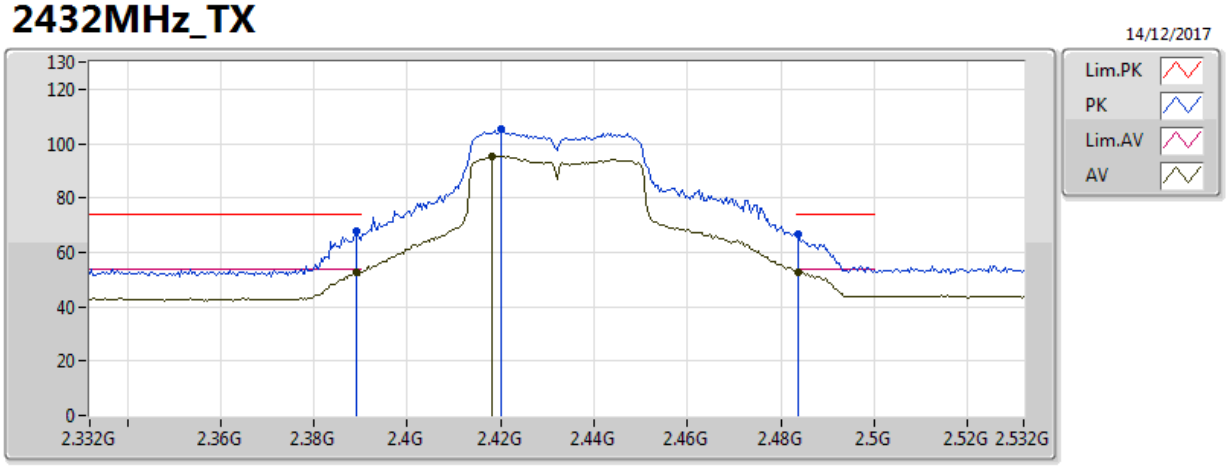

Type	Freq	Level	Limit	Margin	Factor	Dist	Condition	Azimuth	Height	Comments	Raw	AF	CL	PA
	(Hz)	(dBuV/m)	(dBuV/m)	(dB)	(dB)	(m)		(°)	(m)		(dBuV)	(dB)	(dB)	(dB)
AV	2.3892G	52.45	54.00	-1.55	30.93	3	Vertical	41	1.63	-	21.52	27.31	3.62	-
AV	2.418G	95.53	Inf	-Inf	31.03	3	Vertical	41	1.63	-	64.49	27.39	3.65	-
AV	2.4836G	52.83	54.00	-1.17	31.27	3	Vertical	41	1.63	-	21.56	27.56	3.71	-
PK	2.3892G	67.77	74.00	-6.23	30.93	3	Vertical	41	1.63	-	36.83	27.31	3.62	-
PK	2.42G	105.15	Inf	-Inf	31.04	3	Vertical	41	1.63	-	74.11	27.39	3.65	-
PK	2.4836G	66.43	74.00	-7.57	31.27	3	Vertical	41	1.63	-	35.15	27.56	3.71	-

802.11n HT40_Nss1,(MCS0)_1TX(Port2)

2432MHz_TX

14/12/2017

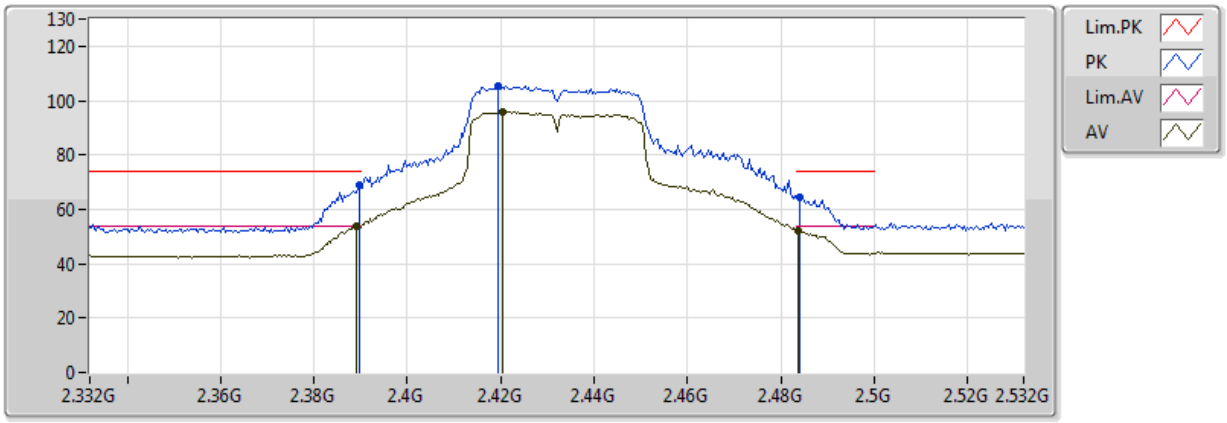

Type	Freq	Level	Limit	Margin	Factor	Dist	Condition	Azimuth	Height	Comments	Raw	AF	CL	PA
	(Hz)	(dBuV/m)	(dBuV/m)	(dB)	(dB)	(m)		(°)	(m)		(dBuV)	(dB)	(dB)	(dB)
AV	2.3892G	53.72	54.00	-0.28	30.93	3	Horizontal	172	1.43	-	22.79	27.31	3.62	-
AV	2.4204G	95.82	Inf	-Inf	31.04	3	Horizontal	172	1.43	-	64.78	27.39	3.65	-
AV	2.4836G	52.19	54.00	-1.81	31.27	3	Horizontal	172	1.43	-	20.92	27.56	3.71	-
PK	2.3896G	69.00	74.00	-5.00	30.93	3	Horizontal	172	1.43	-	38.07	27.31	3.62	-
PK	2.4196G	105.54	Inf	-Inf	31.04	3	Horizontal	172	1.43	-	74.50	27.39	3.65	-
PK	2.484G	64.31	74.00	-9.69	31.27	3	Horizontal	172	1.43	-	33.04	27.56	3.71	-

802.11n HT40_Nss1,(MCS0)_1TX(Port2)

2437MHz_TX

15/12/2017

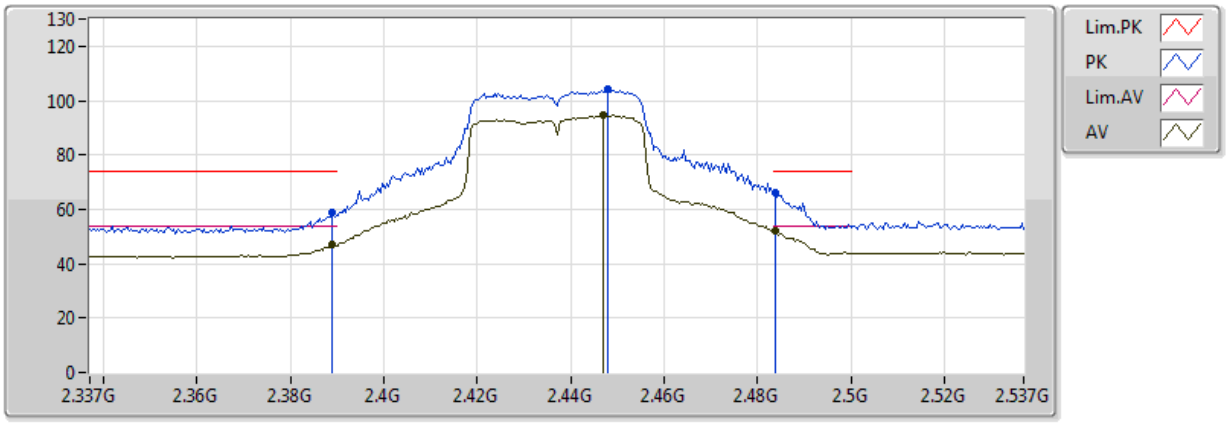

Type	Freq	Level	Limit	Margin	Factor	Dist	Condition	Azimuth	Height	Comments	Raw	AF	CL	PA
	(Hz)	(dBuV/m)	(dBuV/m)	(dB)	(dB)	(m)		(°)	(m)		(dBuV)	(dB)	(dB)	(dB)
AV	2.389G	46.83	54.00	-7.17	30.93	3	Vertical	125	1.06	-	15.89	27.31	3.62	-
AV	2.447G	94.73	Inf	-Inf	31.14	3	Vertical	125	1.06	-	63.59	27.46	3.68	-
AV	2.4838G	52.23	54.00	-1.77	31.27	3	Vertical	125	1.06	-	20.96	27.56	3.71	-
PK	2.389G	58.73	74.00	-15.27	30.93	3	Vertical	125	1.06	-	27.80	27.31	3.62	-
PK	2.4478G	104.03	Inf	-Inf	31.14	3	Vertical	125	1.06	-	72.89	27.46	3.68	-
PK	2.4838G	66.29	74.00	-7.71	31.27	3	Vertical	125	1.06	-	35.02	27.56	3.71	-

802.11n HT40_Nss1,(MCS0)_1TX(Port2)

2437MHz_TX

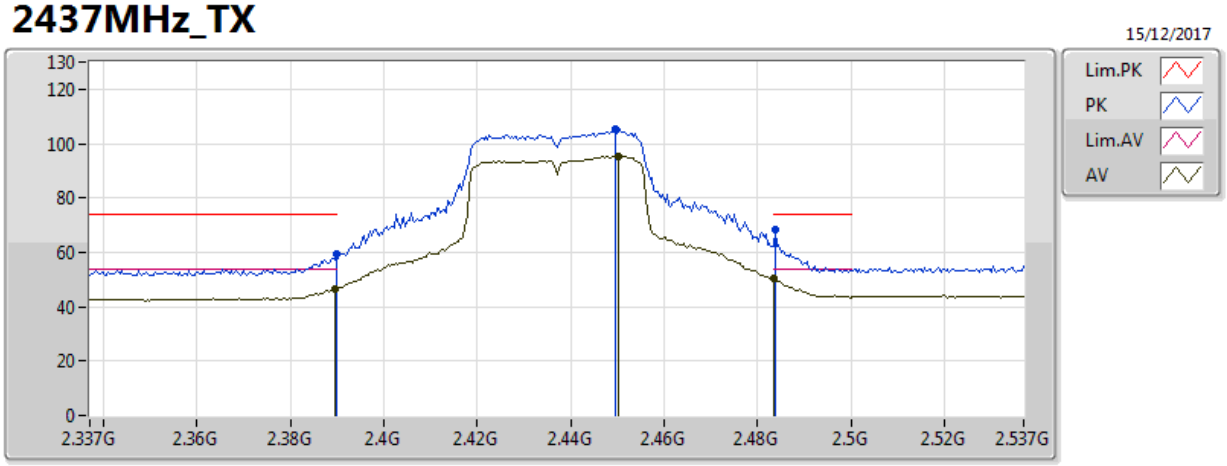

Type	Freq	Level	Limit	Margin	Factor	Dist	Condition	Azimuth	Height	Comments	Raw	AF	CL	PA
	(Hz)	(dBuV/m)	(dBuV/m)	(dB)	(dB)	(m)		(°)	(m)		(dBuV)	(dB)	(dB)	(dB)
AV	2.3894G	46.42	54.00	-7.58	30.93	3	Horizontal	47	3.06	-	15.48	27.31	3.62	-
AV	2.4502G	95.29	Inf	-Inf	31.15	3	Horizontal	47	3.06	-	64.14	27.47	3.68	-
AV	2.483502G	50.64	54.00	-3.36	31.27	3	Horizontal	47	3.06	-	19.37	27.56	3.71	-
PK	2.389998G	59.22	74.00	-14.78	30.93	3	Horizontal	47	3.06	-	28.29	27.31	3.62	-
PK	2.4494G	105.24	Inf	-Inf	31.15	3	Horizontal	47	3.06	-	74.10	27.47	3.68	-
PK	2.4838G	68.48	74.00	-5.52	31.27	3	Horizontal	47	3.06	-	37.21	27.56	3.71	-

802.11n HT40_Nss1,(MCS0)_1TX(Port2)

2437MHz_TX

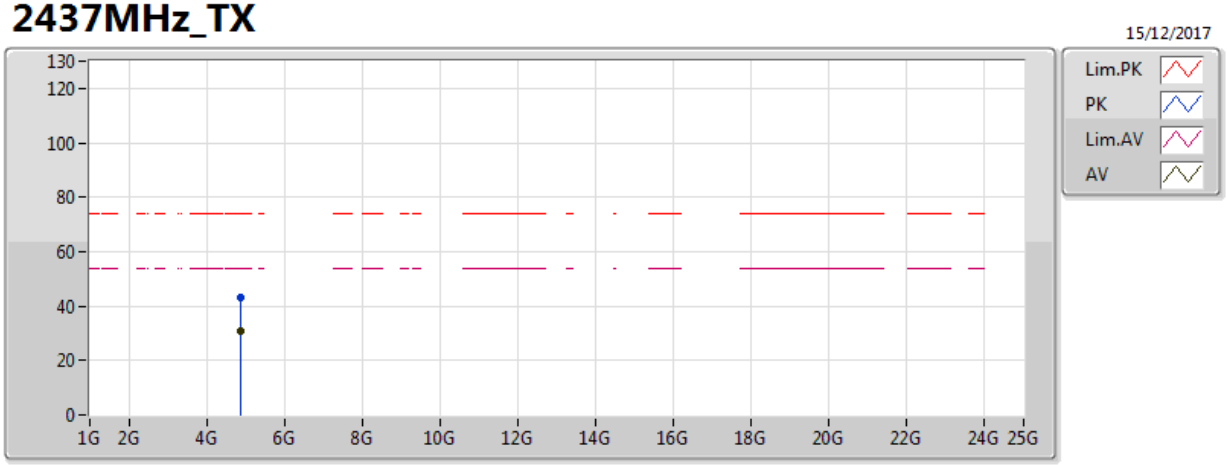

Type	Freq	Level	Limit	Margin	Factor	Dist	Condition	Azimuth	Height	Comments	Raw	AF	CL	PA
	(Hz)	(dBuV/m)	(dBuV/m)	(dB)	(dB)	(m)		(°)	(m)		(dBuV)	(dB)	(dB)	(dB)
AV	4.88324G	31.09	54.00	-22.91	2.29	3	Vertical	119	2.05	-	28.80	31.39	5.47	34.57
PK	4.87076G	43.19	74.00	-30.81	2.25	3	Vertical	119	2.05	-	40.94	31.37	5.46	34.58

802.11n HT40_Nss1,(MCS0)_1TX(Port2)

2437MHz_TX

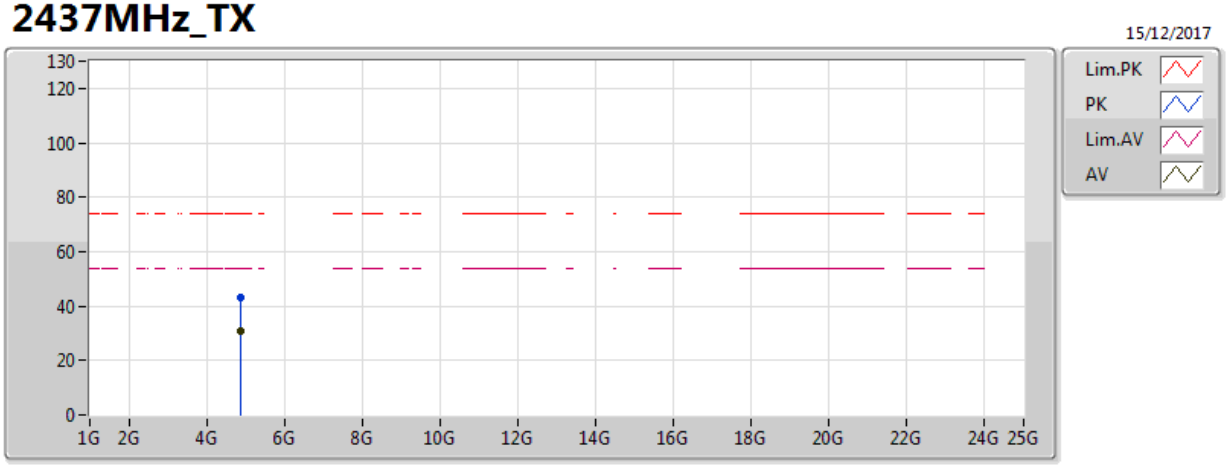

Type	Freq	Level	Limit	Margin	Factor	Dist	Condition	Azimuth	Height	Comments	Raw	AF	CL	PA
	(Hz)	(dBuV/m)	(dBuV/m)	(dB)	(dB)	(m)		(°)	(m)		(dBuV)	(dB)	(dB)	(dB)
AV	4.859G	31.06	54.00	-22.94	2.21	3	Horizontal	48	1.71	-	28.85	31.35	5.44	34.58
PK	4.87976G	43.09	74.00	-30.91	2.28	3	Horizontal	48	1.71	-	40.81	31.38	5.47	34.57

802.11n HT40_Nss1,(MCS0)_1TX(Port2)

2442MHz_TX

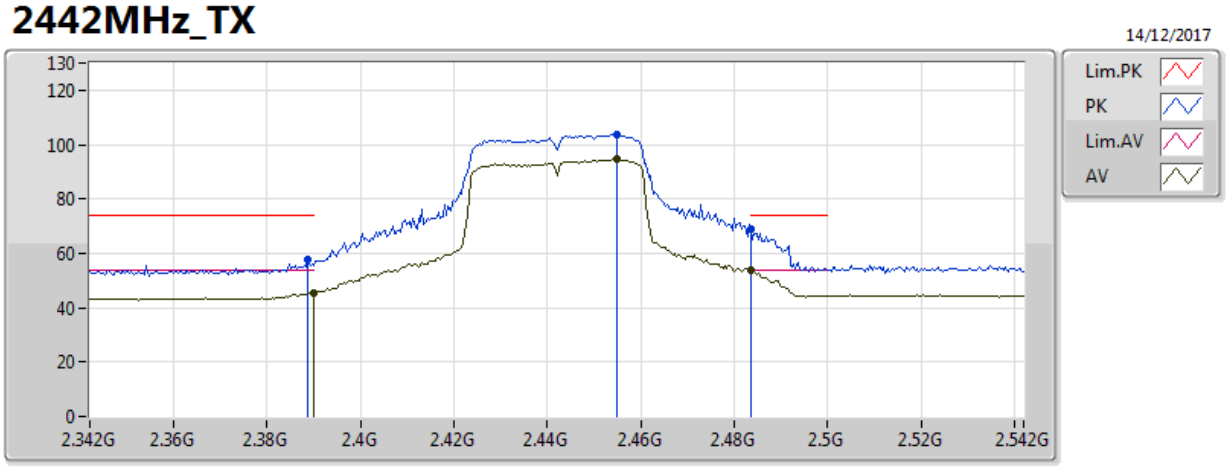

Type	Freq	Level	Limit	Margin	Factor	Dist	Condition	Azimuth	Height	Comments	Raw	AF	CL	PA
	(Hz)	(dBuV/m)	(dBuV/m)	(dB)	(dB)	(m)		(°)	(m)		(dBuV)	(dB)	(dB)	(dB)
AV	2.39G	45.53	54.00	-8.47	30.93	3	Vertical	48	1.24	-	14.59	27.31	3.62	-
AV	2.4548G	94.73	Inf	-Inf	31.17	3	Vertical	48	1.24	-	63.57	27.48	3.68	-
AV	2.4836G	53.68	54.00	-0.32	31.27	3	Vertical	48	1.24	-	22.41	27.56	3.71	-
PK	2.3888G	57.63	74.00	-16.37	30.93	3	Vertical	48	1.24	-	26.70	27.31	3.62	-
PK	2.4548G	103.73	Inf	-Inf	31.17	3	Vertical	48	1.24	-	72.56	27.48	3.68	-
PK	2.4836G	69.10	74.00	-4.90	31.27	3	Vertical	48	1.24	-	37.83	27.56	3.71	-

802.11n HT40_Nss1,(MCS0)_1TX(Port2)

2442MHz_TX

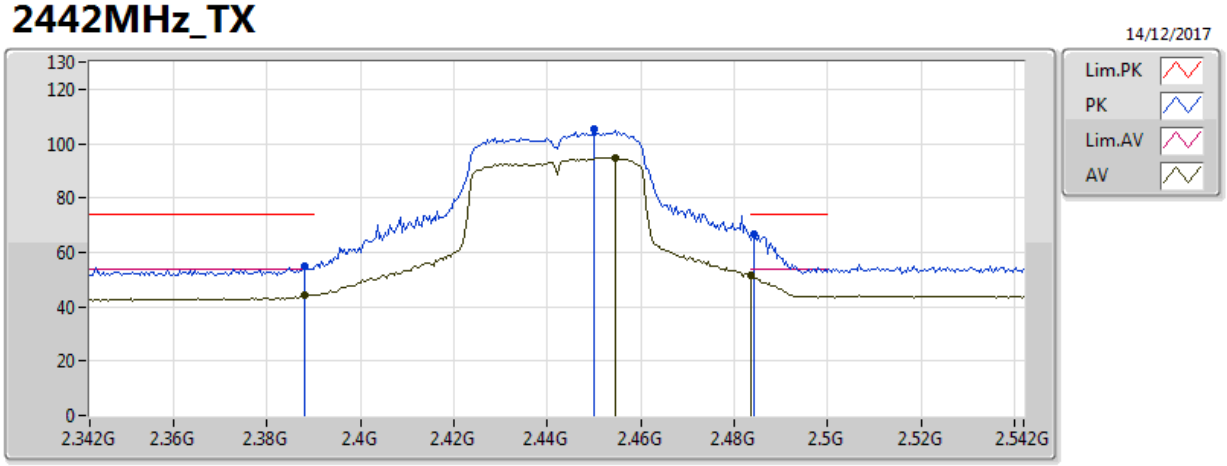

Type	Freq	Level	Limit	Margin	Factor	Dist	Condition	Azimuth	Height	Comments	Raw	AF	CL	PA
	(Hz)	(dBuV/m)	(dBuV/m)	(dB)	(dB)	(m)		(°)	(m)		(dBuV)	(dB)	(dB)	(dB)
AV	2.388G	44.20	54.00	-9.80	30.93	3	Horizontal	47	3.03	-	13.27	27.31	3.62	-
AV	2.4544G	94.91	Inf	-Inf	31.17	3	Horizontal	47	3.03	-	63.75	27.48	3.68	-
AV	2.4836G	51.40	54.00	-2.60	31.27	3	Horizontal	47	3.03	-	20.13	27.56	3.71	-
PK	2.388G	54.75	74.00	-19.25	30.93	3	Horizontal	47	3.03	-	23.83	27.31	3.62	-
PK	2.45G	105.17	Inf	-Inf	31.15	3	Horizontal	47	3.03	-	74.02	27.47	3.68	-
PK	2.4844G	66.81	74.00	-7.19	31.27	3	Horizontal	47	3.03	-	35.54	27.56	3.71	-

802.11n HT40_Nss1,(MCS0)_1TX(Port2)

2447MHz_TX

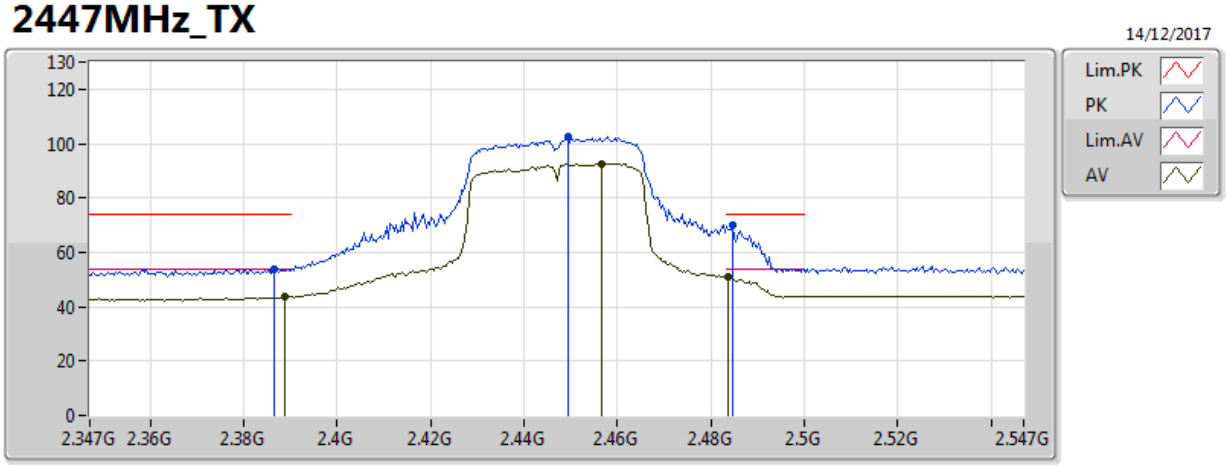

Type	Freq	Level	Limit	Margin	Factor	Dist	Condition	Azimuth	Height	Comments	Raw	AF	CL	PA
	(Hz)	(dBuV/m)	(dBuV/m)	(dB)	(dB)	(m)		(°)	(m)		(dBuV)	(dB)	(dB)	(dB)
AV	2.3886G	43.79	54.00	-10.21	30.93	3	Vertical	41	1.28	-	12.86	27.31	3.62	-
AV	2.4566G	92.65	Inf	-Inf	31.17	3	Vertical	41	1.28	-	61.48	27.49	3.69	-
AV	2.4838G	50.81	54.00	-3.19	31.27	3	Vertical	41	1.28	-	19.54	27.56	3.71	-
PK	2.3866G	53.87	74.00	-20.13	30.92	3	Vertical	41	1.28	-	22.95	27.31	3.62	-
PK	2.4494G	102.50	Inf	-Inf	31.15	3	Vertical	41	1.28	-	71.35	27.47	3.68	-
PK	2.4846G	69.94	74.00	-4.06	31.27	3	Vertical	41	1.28	-	38.67	27.56	3.71	-

802.11n HT40_Nss1,(MCS0)_1TX(Port2)

2447MHz_TX

14/12/2017

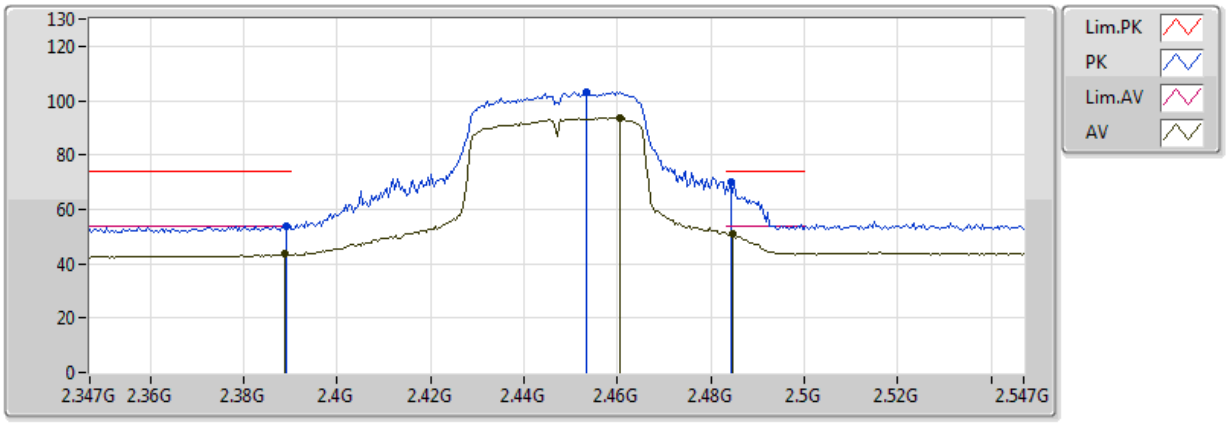

Type	Freq	Level	Limit	Margin	Factor	Dist	Condition	Azimuth	Height	Comments	Raw	AF	CL	PA
	(Hz)	(dBuV/m)	(dBuV/m)	(dB)	(dB)	(m)		(°)	(m)		(dBuV)	(dB)	(dB)	(dB)
AV	2.3886G	43.43	54.00	-10.57	30.93	3	Horizontal	42	3.00	-	12.50	27.31	3.62	-
AV	2.4606G	93.73	Inf	-Inf	31.19	3	Horizontal	42	3.00	-	62.55	27.50	3.69	-
AV	2.4846G	51.10	54.00	-2.90	31.27	3	Horizontal	42	3.00	-	19.83	27.56	3.71	-
PK	2.389G	53.96	74.00	-20.04	30.93	3	Horizontal	42	3.00	-	23.03	27.31	3.62	-
PK	2.4534G	103.31	Inf	-Inf	31.16	3	Horizontal	42	3.00	-	72.15	27.48	3.68	-
PK	2.4842G	70.01	74.00	-3.99	31.27	3	Horizontal	42	3.00	-	38.73	27.56	3.71	-

802.11n HT40_Nss1,(MCS0)_1TX(Port2)

2452MHz_TX

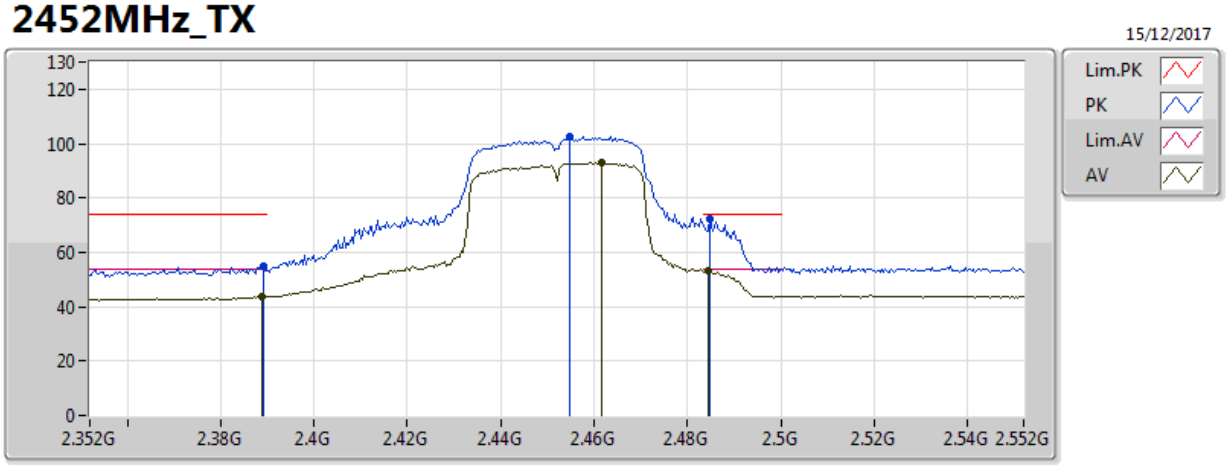

Type	Freq	Level	Limit	Margin	Factor	Dist	Condition	Azimuth	Height	Comments	Raw	AF	CL	PA
	(Hz)	(dBuV/m)	(dBuV/m)	(dB)	(dB)	(m)		(°)	(m)		(dBuV)	(dB)	(dB)	(dB)
AV	2.3888G	43.52	54.00	-10.48	30.93	3	Vertical	40	1.23	-	12.58	27.31	3.62	-
AV	2.4616G	93.17	Inf	-Inf	31.19	3	Vertical	40	1.23	-	61.98	27.50	3.69	-
AV	2.4844G	53.17	54.00	-0.83	31.27	3	Vertical	40	1.23	-	21.89	27.56	3.71	-
PK	2.3892G	54.90	74.00	-19.10	30.93	3	Vertical	40	1.23	-	23.97	27.31	3.62	-
PK	2.4548G	102.50	Inf	-Inf	31.17	3	Vertical	40	1.23	-	71.34	27.48	3.68	-
PK	2.4848G	72.14	74.00	-1.86	31.28	3	Vertical	40	1.23	-	40.86	27.56	3.71	-

802.11n HT40_Nss1,(MCS0)_1TX(Port2)

2452MHz_TX

15/12/2017

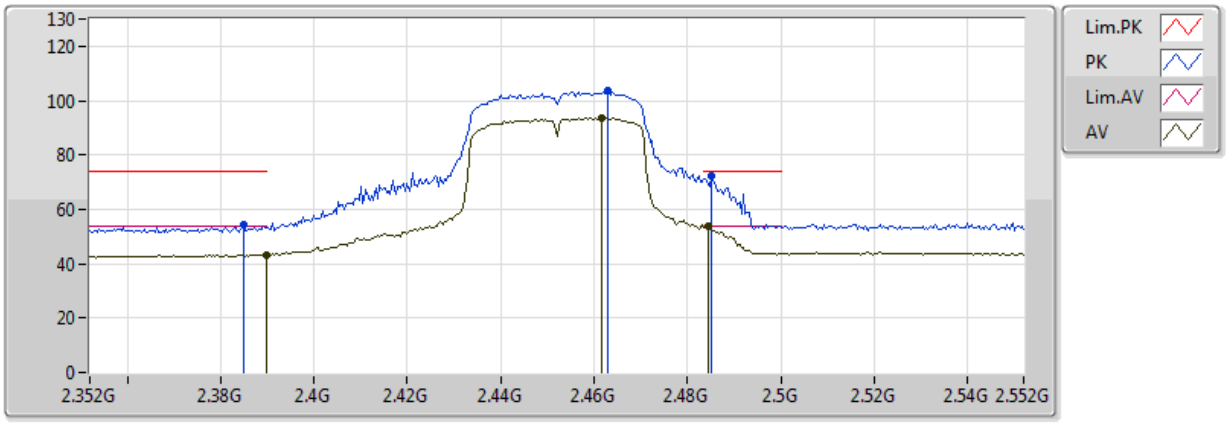

Type	Freq	Level	Limit	Margin	Factor	Dist	Condition	Azimuth	Height	Comments	Raw	AF	CL	PA
	(Hz)	(dBuV/m)	(dBuV/m)	(dB)	(dB)	(m)		(°)	(m)		(dBuV)	(dB)	(dB)	(dB)
AV	2.39G	43.40	54.00	-10.60	30.93	3	Horizontal	44	2.99	-	12.47	27.31	3.62	-
AV	2.4616G	93.79	Inf	-Inf	31.19	3	Horizontal	44	2.99	-	62.60	27.50	3.69	-
AV	2.4844G	53.53	54.00	-0.47	31.27	3	Horizontal	44	2.99	-	22.26	27.56	3.71	-
PK	2.3848G	54.16	74.00	-19.84	30.92	3	Horizontal	44	2.99	-	23.24	27.30	3.62	-
PK	2.4628G	103.47	Inf	-Inf	31.20	3	Horizontal	44	2.99	-	72.28	27.50	3.69	-
PK	2.4852G	72.29	74.00	-1.71	31.28	3	Horizontal	44	2.99	-	41.01	27.56	3.72	-

802.11n HT40_Nss1,(MCS0)_1TX(Port2)

2452MHz_TX

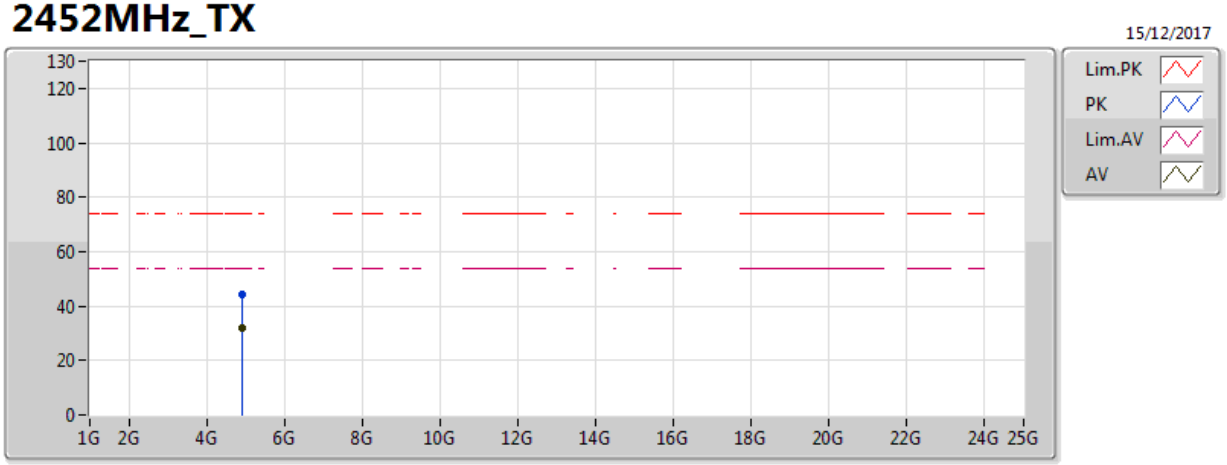

Type	Freq	Level	Limit	Margin	Factor	Dist	Condition	Azimuth	Height	Comments	Raw	AF	CL	PA
	(Hz)	(dBuV/m)	(dBuV/m)	(dB)	(dB)	(m)		(°)	(m)		(dBuV)	(dB)	(dB)	(dB)
AV	4.91864G	31.95	54.00	-22.05	2.40	3	Vertical	73	1.20	-	29.56	31.45	5.51	34.57
PK	4.91804G	44.15	74.00	-29.85	2.40	3	Vertical	73	1.20	-	41.75	31.45	5.51	34.57

802.11n HT40_Nss1,(MCS0)_1TX(Port2)

2452MHz_TX

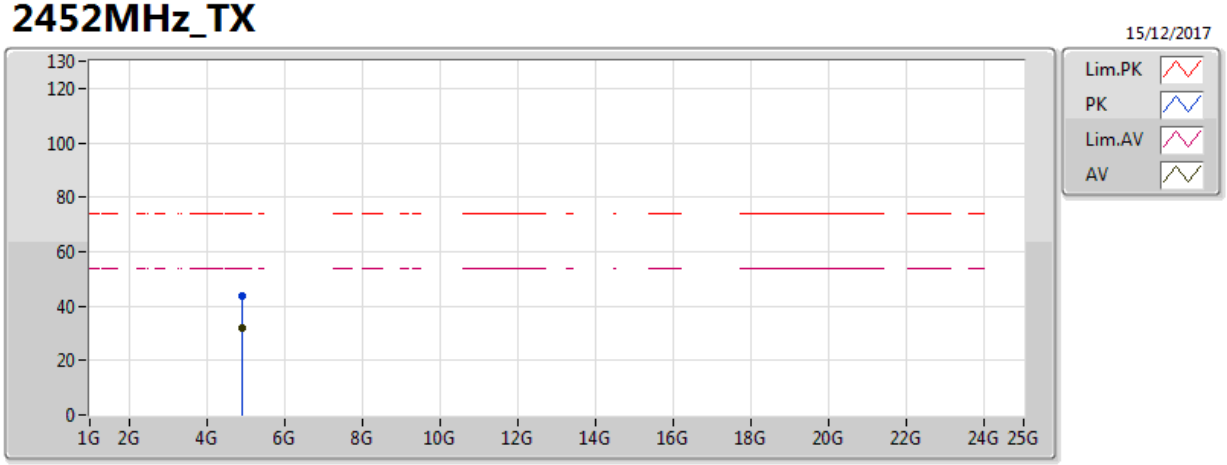

Type	Freq	Level	Limit	Margin	Factor	Dist	Condition	Azimuth	Height	Comments	Raw	AF	CL	PA
	(Hz)	(dBuV/m)	(dBuV/m)	(dB)	(dB)	(m)		(°)	(m)		(dBuV)	(dB)	(dB)	(dB)
AV	4.9166G	32.07	54.00	-21.93	2.39	3	Horizontal	173	1.33	-	29.67	31.45	5.51	34.57
PK	4.91348G	43.77	74.00	-30.23	2.38	3	Horizontal	173	1.33	-	41.39	31.44	5.50	34.57

Summary

Mode	Result	Type	Freq (Hz)	Level (dBuV/m)	Limit (dBuV/m)	Margin (dB)	Factor (dB)	Dist (m)	Condition	Azimuth (°)	Height (m)	Comments
Mode 1	Pass	AV	3.774G	32.47	54.00	-21.53	0.33	3	Vertical	360	1.00	-
Mode 2	Pass	AV	3.861G	36.85	54.00	-17.15	0.66	3	Horizontal	0	1.00	-

Result

Mode	Result	Type	Freq (Hz)	Level (dBuV/m)	Limit (dBuV/m)	Margin (dB)	Factor (dB)	Dist (m)	Condition	Azimuth (°)	Height (m)	Comments
Mode 1	Pass	AV	1.667G	31.10	54.00	-22.90	-4.84	3	Horizontal	0	1.00	-
Mode 1	Pass	AV	2.387G	31.27	54.00	-22.73	-2.48	3	Horizontal	0	1.00	-
Mode 1	Pass	AV	3.337G	31.36	54.00	-22.64	-0.63	3	Horizontal	0	1.00	-
Mode 1	Pass	PK	1.667G	40.12	74.00	-33.88	-4.84	3	Horizontal	0	1.00	-
Mode 1	Pass	PK	2.387G	39.64	74.00	-34.36	-2.48	3	Horizontal	0	1.00	-
Mode 1	Pass	PK	3.337G	40.34	74.00	-33.66	-0.63	3	Horizontal	0	1.00	-
Mode 1	Pass	AV	1.745G	30.88	54.00	-23.12	-4.61	3	Vertical	360	1.00	-
Mode 1	Pass	AV	2.38G	32.05	54.00	-21.95	-2.50	3	Vertical	360	1.00	-
Mode 1	Pass	AV	3.774G	32.47	54.00	-21.53	0.33	3	Vertical	360	1.00	-
Mode 1	Pass	PK	1.745G	39.88	74.00	-34.12	-4.61	3	Vertical	360	1.00	-
Mode 1	Pass	PK	2.38G	40.67	74.00	-33.33	-2.50	3	Vertical	360	1.00	-
Mode 1	Pass	PK	3.774G	40.80	74.00	-33.12	0.33	3	Vertical	360	1.00	-
Mode 2	Pass	AV	1.227G	29.38	54.00	-24.62	-6.79	3	Horizontal	0	1.00	
Mode 2	Pass	AV	2.552G	32.56	54.00	-21.44	-1.91	3	Horizontal	0	1.00	
Mode 2	Pass	AV	3.861G	36.85	54.00	-17.15	0.66	3	Horizontal	0	1.00	
Mode 2	Pass	PK	1.227G	38.48	74.00	-35.52	-6.79	3	Horizontal	0	1.00	
Mode 2	Pass	PK	2.552G	41.15	74.00	-32.85	-1.91	3	Horizontal	0	1.00	
Mode 2	Pass	PK	3.861G	41.21	74.00	-32.79	0.66	3	Horizontal	0	1.00	
Mode 2	Pass	AV	1.174G	28.15	54.00	-25.85	-7.07	3	Vertical	360	1.00	
Mode 2	Pass	AV	2.447G	30.20	54.00	-23.80	-2.26	3	Vertical	360	1.00	
Mode 2	Pass	AV	3.881G	32.84	54.00	-21.16	0.73	3	Vertical	360	1.00	
Mode 2	Pass	PK	1.174G	37.55	74.00	-36.45	-7.07	3	Vertical	360	1.00	
Mode 2	Pass	PK	2.447G	38.31	74.00	-35.69	-2.26	3	Vertical	360	1.00	
Mode 2	Pass	PK	3.881G	41.74	74.00	-32.26	0.73	3	Vertical	360	1.00	

Radiation-above 1GHz_Mode 1

31/01/2018

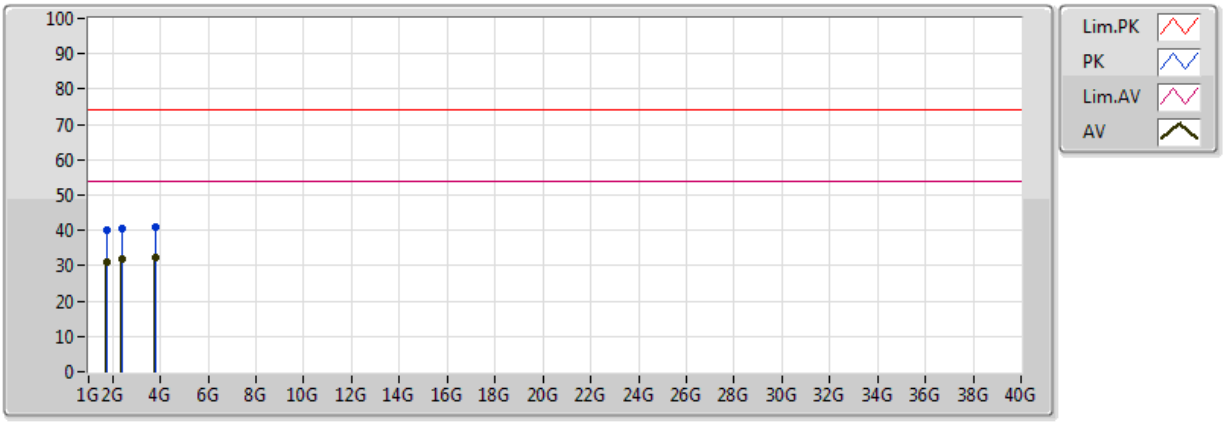

Type	Freq	Level	Limit	Margin	Factor	Dist	Condition	Azimuth	Height	Comments	Raw	AF	CL	PA
	(Hz)	(dBuV/m)	(dBuV/m)	(dB)	(dB)	(m)		(°)	(m)		(dBuV)	(dB)	(dB)	(dB)
AV	1.745G	30.88	54.00	-23.12	-4.61	3	Vertical	360	1.00	-	35.49	25.64	4.91	35.16
AV	2.38G	32.05	54.00	-21.95	-2.50	3	Vertical	360	1.00	-	34.55	26.96	5.72	35.18
AV	3.774G	32.47	54.00	-21.53	0.33	3	Vertical	360	1.00	-	32.14	29.15	6.44	35.26
PK	1.745G	39.88	74.00	-34.12	-4.61	3	Vertical	360	1.00	-	44.49	25.64	4.91	35.16
PK	2.38G	40.67	74.00	-33.33	-2.50	3	Vertical	360	1.00	-	43.17	26.96	5.72	35.18
PK	3.774G	40.88	74.00	-33.12	0.33	3	Vertical	360	1.00	-	40.55	29.15	6.44	35.26

Radiation-above 1GHz_Mode 1

31/01/2018

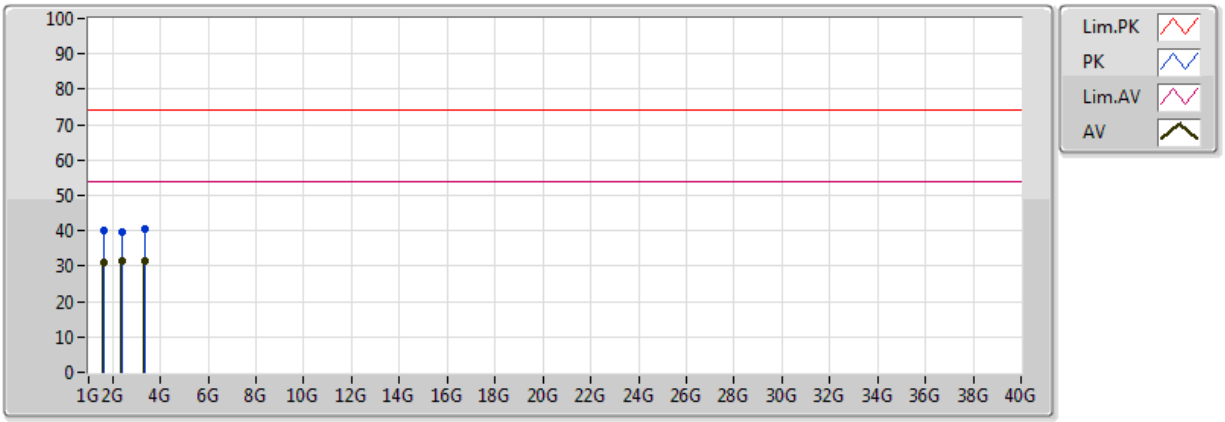

Type	Freq	Level	Limit	Margin	Factor	Dist	Condition	Azimuth	Height	Comments	Raw	AF	CL	PA
	(Hz)	(dBuV/m)	(dBuV/m)	(dB)	(dB)	(m)		(°)	(m)		(dBuV)	(dB)	(dB)	(dB)
AV	1.667G	31.10	54.00	-22.90	-4.84	3	Horizontal	0	1.00	-	35.94	25.57	4.79	35.20
AV	2.387G	31.27	54.00	-22.73	-2.48	3	Horizontal	0	1.00	-	33.75	26.98	5.73	35.19
AV	3.337G	31.36	54.00	-22.64	-0.63	3	Horizontal	0	1.00	-	31.99	28.60	6.09	35.33
PK	1.667G	40.12	74.00	-33.88	-4.84	3	Horizontal	0	1.00	-	44.96	25.57	4.79	35.20
PK	2.387G	39.64	74.00	-34.36	-2.48	3	Horizontal	0	1.00	-	42.12	26.98	5.73	35.19
PK	3.337G	40.34	74.00	-33.66	-0.63	3	Horizontal	0	1.00	-	40.97	28.60	6.09	35.33

Radiation-above 1GHz_Mode 2

31/01/2018

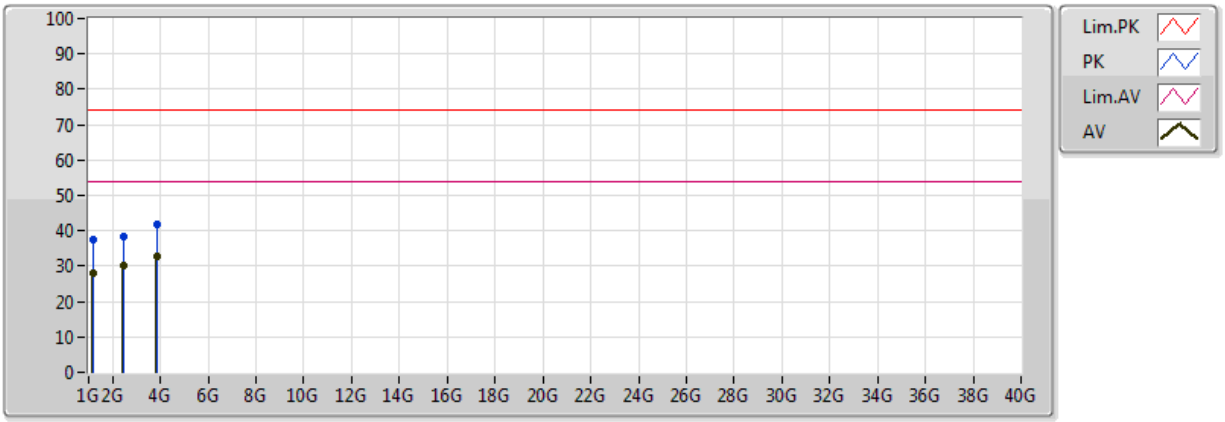

Type	Freq	Level	Limit	Margin	Factor	Dist	Condition	Azimuth	Height	Comments	Raw	AF	CL	PA
	(Hz)	(dBuV/m)	(dBuV/m)	(dB)	(dB)	(m)		(°)	(m)		(dBuV)	(dB)	(dB)	(dB)
AV	1.174G	28.15	54.00	-25.85	-7.07	3	Vertical	360	1.00	-	35.22	24.75	4.06	35.88
AV	2.447G	30.20	54.00	-23.80	-2.26	3	Vertical	360	1.00	-	32.46	27.15	5.80	35.21
AV	3.881G	32.84	54.00	-21.16	0.73	3	Vertical	360	1.00	-	32.11	29.36	6.60	35.23
PK	1.174G	37.55	74.00	-36.45	-7.07	3	Vertical	360	1.00	-	44.62	24.75	4.06	35.88
PK	2.447G	38.31	74.00	-35.69	-2.26	3	Vertical	360	1.00	-	40.57	27.15	5.80	35.21
PK	3.881G	41.74	74.00	-32.26	0.73	3	Vertical	360	1.00	-	41.01	29.36	6.60	35.23

Radiation-above 1GHz_Mode 2

31/01/2018

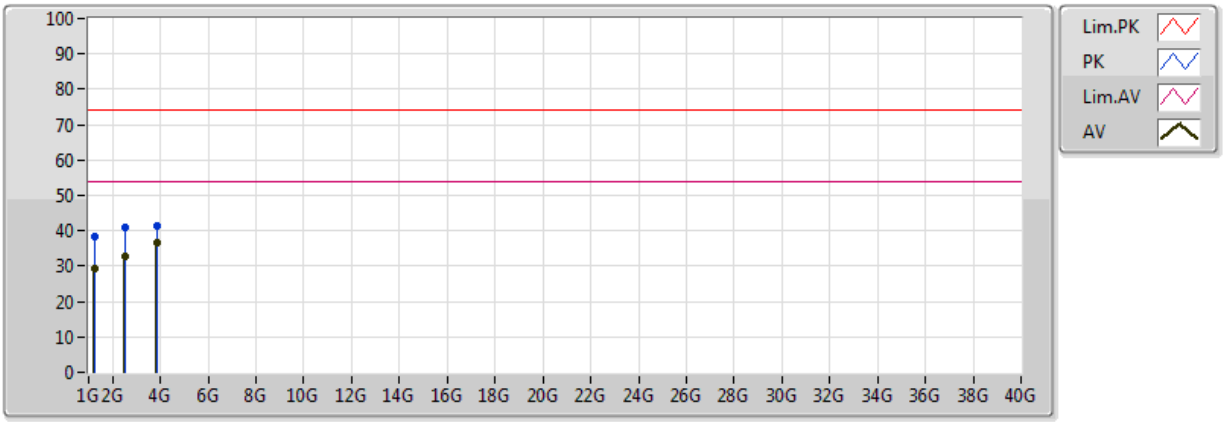

Type	Freq	Level	Limit	Margin	Factor	Dist	Condition	Azimuth	Height	Comments	Raw	AF	CL	PA
	(Hz)	(dBuV/m)	(dBuV/m)	(dB)	(dB)	(m)		(°)	(m)		(dBuV)	(dB)	(dB)	(dB)
AV	1.227G	29.38	54.00	-24.62	-6.79	3	Horizontal	0	1.00	-	36.17	24.85	4.14	35.78
AV	2.552G	32.56	54.00	-21.44	-1.91	3	Horizontal	0	1.00	-	34.47	27.44	5.90	35.25
AV	3.861G	36.85	54.00	-17.15	0.66	3	Horizontal	0	1.00	-	36.19	29.32	6.57	35.24
PK	1.227G	38.48	74.00	-35.52	-6.79	3	Horizontal	0	1.00	-	45.27	24.85	4.14	35.78
PK	2.552G	41.15	74.00	-32.85	-1.91	3	Horizontal	0	1.00	-	43.06	27.44	5.90	35.25
PK	3.861G	41.21	74.00	-32.79	0.66	3	Horizontal	0	1.00	-	40.55	29.32	6.57	35.24

Summary

Mode	Result	Type	Freq (Hz)	Level (dBuV/m)	Limit (dBuV/m)	Margin (dB)	Factor (dB)	Dist (m)	Condition	Azimuth (°)	Height (m)	Comments
Mode 1.	Pass	AV	4.031G	33.02	54.00	-20.98	1.31	3	Horizontal	0	1.00	-
Mode 2.	Pass	AV	3.951G	33.18	54.00	-20.82	0.99	3	Vertical	360	1.00	-

Result

Mode	Result	Type	Freq (Hz)	Level (dBuV/m)	Limit (dBuV/m)	Margin (dB)	Factor (dB)	Dist (m)	Condition	Azimuth (°)	Height (m)	Comments
Mode 1	Pass	AV	1.21G	28.59	54.00	-25.41	-6.88	3	Horizontal	0	1.00	-
Mode 1	Pass	AV	2.23G	31.04	54.00	-22.96	-3.04	3	Horizontal	0	1.00	-
Mode 1	Pass	AV	4.031G	33.02	54.00	-20.98	1.31	3	Horizontal	0	1.00	-
Mode 1	Pass	PK	1.21G	38.55	74.00	-35.45	-6.88	3	Horizontal	0	1.00	-
Mode 1	Pass	PK	2.23G	40.43	74.00	-33.57	-3.04	3	Horizontal	0	1.00	-
Mode 1	Pass	PK	4.031G	42.09	74.00	-31.91	1.31	3	Horizontal	0	1.00	-
Mode 1	Pass	AV	1.135G	28.80	54.00	-25.20	-7.28	3	Vertical	360	1.00	-
Mode 1	Pass	AV	2.307G	31.70	54.00	-22.30	-2.76	3	Vertical	360	1.00	-
Mode 1	Pass	AV	3.595G	31.39	54.00	-22.61	-0.34	3	Vertical	360	1.00	-
Mode 1	Pass	PK	1.135G	40.10	74.00	-33.90	-7.28	3	Vertical	360	1.00	-
Mode 1	Pass	PK	2.307G	43.17	74.00	-30.83	-2.76	3	Vertical	360	1.00	-
Mode 1	Pass	PK	3.595G	41.55	74.00	-32.45	-0.34	3	Vertical	360	1.00	-
Mode 2	Pass	AV	1.165G	29.57	54.00	-24.43	-7.12	3	Horizontal	0	1.00	
Mode 2	Pass	AV	2.28G	31.97	54.00	-22.03	-2.86	3	Horizontal	0	1.00	
Mode 2	Pass	AV	3.695G	32.27	54.00	-21.73	0.03	3	Horizontal	0	1.00	
Mode 2	Pass	PK	1.165G	38.58	74.00	-35.42	-7.12	3	Horizontal	0	1.00	
Mode 2	Pass	PK	2.28G	40.74	74.00	-33.26	-2.86	3	Horizontal	0	1.00	
Mode 2	Pass	PK	3.695G	40.79	74.00	-33.21	0.03	3	Horizontal	0	1.00	
Mode 2	Pass	AV	1.189G	29.13	54.00	-24.87	-6.99	3	Vertical	360	1.00	
Mode 2	Pass	AV	2.427G	30.53	54.00	-23.47	-2.33	3	Vertical	360	1.00	
Mode 2	Pass	AV	3.951G	33.18	54.00	-20.82	0.99	3	Vertical	360	1.00	
Mode 2	Pass	PK	1.189G	38.74	74.00	-35.26	-6.99	3	Vertical	360	1.00	
Mode 2	Pass	PK	2.427G	38.54	74.00	-35.46	-2.33	3	Vertical	360	1.00	
Mode 2	Pass	PK	3.951G	42.60	74.00	-31.40	0.99	3	Vertical	360	1.00	

Radiation-above 1GHz_Mode 1

24/01/2018

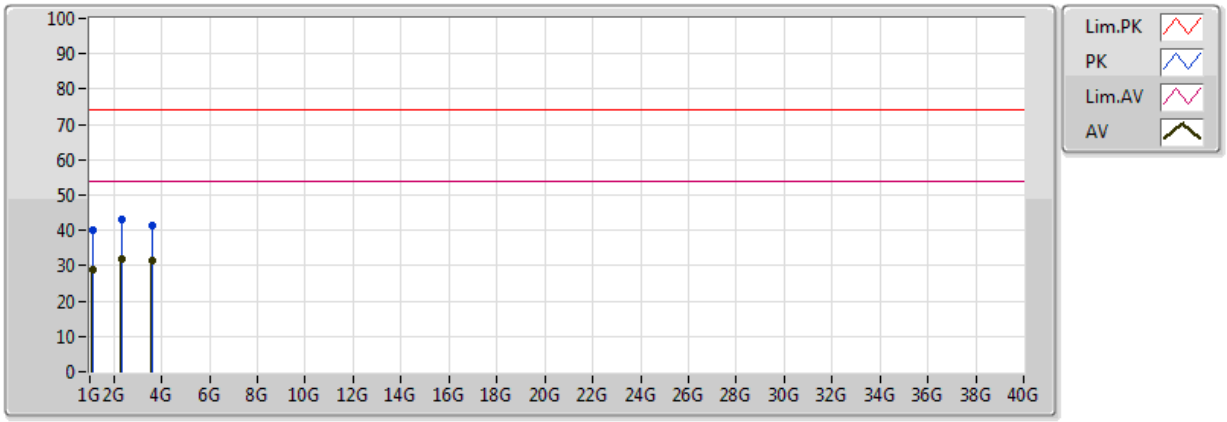

Type	Freq	Level	Limit	Margin	Factor	Dist	Condition	Azimuth	Height	Comments	Raw	AF	CL	PA
	(Hz)	(dBuV/m)	(dBuV/m)	(dB)	(dB)	(m)		(°)	(m)		(dBuV)	(dB)	(dB)	(dB)
AV	1.135G	28.80	54.00	-25.20	-7.28	3	Vertical	360	1.00	-	36.08	24.67	4.00	35.95
AV	2.307G	31.70	54.00	-22.30	-2.76	3	Vertical	360	1.00	-	34.46	26.76	5.64	35.16
AV	3.595G	31.39	54.00	-22.61	-0.34	3	Vertical	360	1.00	-	31.73	28.79	6.16	35.29
PK	1.135G	40.10	74.00	-33.90	-7.28	3	Vertical	360	1.00	-	47.38	24.67	4.00	35.95
PK	2.307G	43.17	74.00	-30.83	-2.76	3	Vertical	360	1.00	-	45.94	26.76	5.64	35.16
PK	3.595G	41.55	74.00	-32.45	-0.34	3	Vertical	360	1.00	-	41.89	28.79	6.16	35.29

Radiation-above 1GHz_Mode 1

24/01/2018

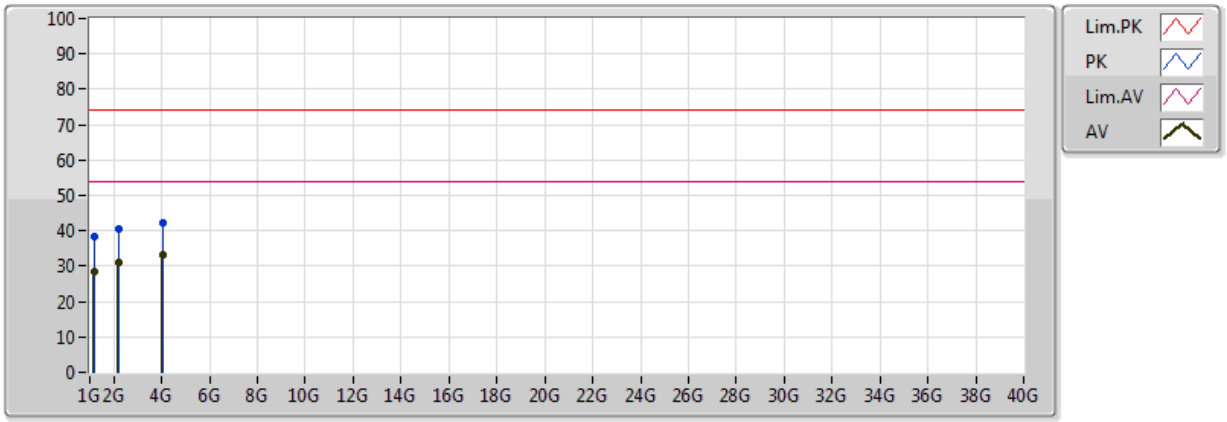

Type	Freq	Level	Limit	Margin	Factor	Dist	Condition	Azimuth	Height	Comments	Raw	AF	CL	PA
	(Hz)	(dBuV/m)	(dBuV/m)	(dB)	(dB)	(m)		(°)	(m)		(dBuV)	(dB)	(dB)	(dB)
AV	1.21G	28.59	54.00	-25.41	-6.88	3	Horizontal	0	1.00	-	35.47	24.82	4.11	35.81
AV	2.23G	31.04	54.00	-22.96	-3.04	3	Horizontal	0	1.00	-	34.08	26.54	5.55	35.13
AV	4.031G	33.02	54.00	-20.98	1.31	3	Horizontal	0	1.00	-	31.71	29.67	6.85	35.20
PK	1.21G	38.55	74.00	-35.45	-6.88	3	Horizontal	0	1.00	-	45.43	24.82	4.11	35.81
PK	2.23G	40.43	74.00	-33.57	-3.04	3	Horizontal	0	1.00	-	43.47	26.54	5.55	35.13
PK	4.031G	42.09	74.00	-31.91	1.31	3	Horizontal	0	1.00	-	40.77	29.67	6.85	35.20

Radiation-above 1GHz_Mode 2

24/01/2018

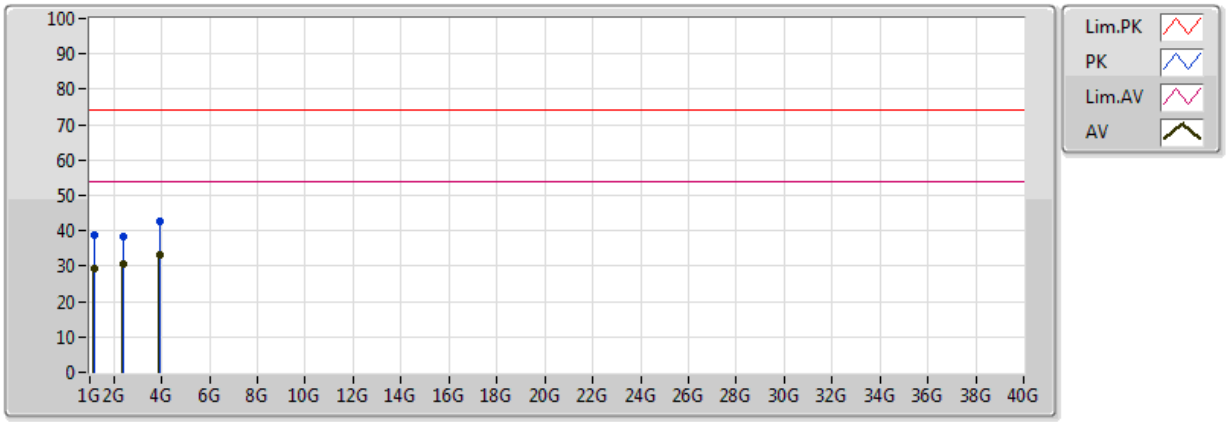

Type	Freq	Level	Limit	Margin	Factor	Dist	Condition	Azimuth	Height	Comments	Raw	AF	CL	PA
	(Hz)	(dBuV/m)	(dBuV/m)	(dB)	(dB)	(m)		(°)	(m)		(dBuV)	(dB)	(dB)	(dB)
AV	1.189G	29.13	54.00	-24.87	-6.99	3	Vertical	360	1.00	-	36.12	24.78	4.08	35.85
AV	2.427G	30.53	54.00	-23.47	-2.33	3	Vertical	360	1.00	-	32.86	27.10	5.77	35.20
AV	3.951G	33.18	54.00	-20.82	0.99	3	Vertical	360	1.00	-	32.19	29.50	6.71	35.22
PK	1.189G	38.74	74.00	-35.26	-6.99	3	Vertical	360	1.00	-	45.73	24.78	4.08	35.85
PK	2.427G	38.54	74.00	-35.46	-2.33	3	Vertical	360	1.00	-	40.87	27.10	5.77	35.20
PK	3.951G	42.60	74.00	-31.40	0.99	3	Vertical	360	1.00	-	41.61	29.50	6.71	35.22

Radiation-above 1GHz_Mode 2

24/01/2018

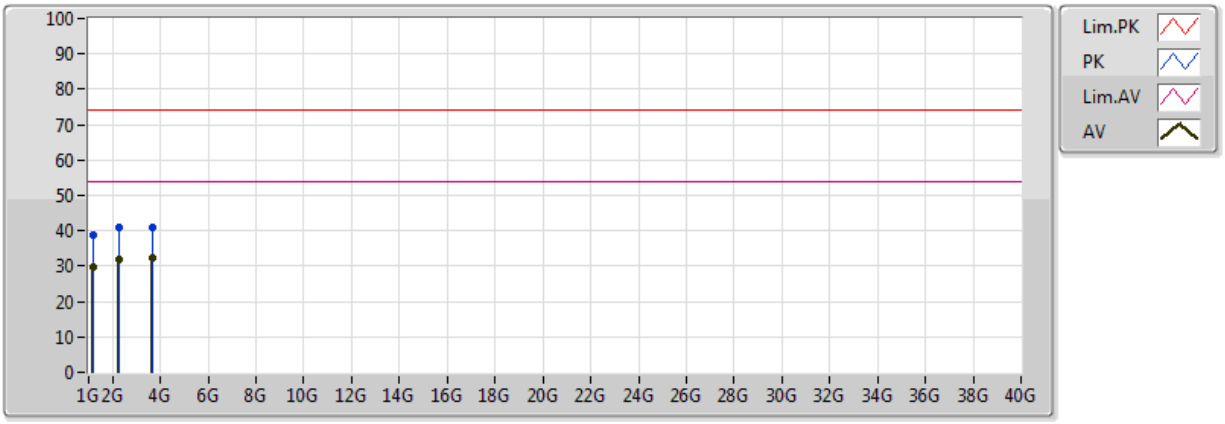

Type	Freq	Level	Limit	Margin	Factor	Dist	Condition	Azimuth	Height	Comments	Raw	AF	CL	PA
	(Hz)	(dBuV/m)	(dBuV/m)	(dB)	(dB)	(m)		(°)	(m)		(dBuV)	(dB)	(dB)	(dB)
AV	1.165G	29.57	54.00	-24.43	-7.12	3	Horizontal	0	1.00	-	36.69	24.73	4.05	35.90
AV	2.28G	31.97	54.00	-22.03	-2.86	3	Horizontal	0	1.00	-	34.84	26.68	5.61	35.15
AV	3.695G	32.27	54.00	-21.73	0.03	3	Horizontal	0	1.00	-	32.24	28.99	6.31	35.27
PK	1.165G	38.58	74.00	-35.42	-7.12	3	Horizontal	0	1.00	-	45.70	24.73	4.05	35.90
PK	2.28G	40.74	74.00	-33.26	-2.86	3	Horizontal	0	1.00	-	43.60	26.68	5.61	35.15
PK	3.695G	40.79	74.00	-33.21	0.03	3	Horizontal	0	1.00	-	40.75	28.99	6.31	35.27