NCC RADIO TEST REPORT

Equipment	:	無線接入點
Brand Name	:	Extreme Networks
Model Name	:	AP510i
Applicant	:	香港商極進網路有限公司台灣分公司 臺北市松山區復勢里南京東路 4 段 126 號 5 樓
Manufacturer	:	啟碁科技股份有限公司 新竹科學工業園區新竹縣園區二路 20 號
Standard	:	LP0002 Section 3.10.1 (2018-01-10)

The product was received on Nov. 03, 2018, and testing was started from Nov. 14, 2018 and completed on Jan. 24, 2019. We, SPORTON INTERNATIONAL INC. EMC & Wireless Communications Laboratory, would like to declare that the tested sample has been evaluated in accordance with the procedures given in ANSI C63.10-2013 and shown compliance with the applicable technical standards.

The report must not be used by the client to claim product certification, approval, or endorsement by TAF or any agency of government.

The test results in this report apply exclusively to the tested model / sample. Without written approval of SPORTON INTERNATIONAL INC. EMC & Wireless Communications Laboratory, the test report shall not be reproduced except in full.

Approved by: Cliff Chang

SPORTON INTERNATIONAL INC. EMC & Wireless Communications Laboratory
No. 52, Huaya 1st Rd., Guishan Dist., Taoyuan City, Taiwan (R.O.C.)

Table of Contents

History of this test report **3**

Summary of Test Result **4**

1 General Description **5**

1.1 Information 5
1.2 Testing Applied Standards 9
1.3 Testing Location Information 9
1.4 Measurement Uncertainty 9

2 Test Configuration of EUT **10**

2.1 Test Channel Mode 10
2.2 The Worst Case Measurement Configuration 17
2.3 EUT Operation during Test 20
2.4 Accessories 20
2.5 Support Equipment 21
2.6 Test Setup Diagram 23

3 Transmitter Test Result **28**

3.1 AC Power-line Conducted Emissions 28
3.2 DTS Bandwidth 30
3.3 Maximum Conducted Output Power 31
3.4 Power Spectral Density 34
3.5 Emissions in Non-restricted Frequency Bands 37
3.6 Emissions in Restricted Frequency Bands 38

4 Test Equipment and Calibration Data **43**

Appendix A. Test Results of AC Power-line Conducted Emissions

Appendix B. Test Results of DTS Bandwidth

Appendix C. Test Results of Maximum Conducted Output Power

Appendix D. Test Results of Power Spectral Density

Appendix E. Test Results of Emissions in Non-restricted Frequency Bands

Appendix F. Test Results of Emissions in Restricted Frequency Bands

Appendix G. Test Photos

Photographs of EUT v01

History of this test report

Report No.	Version	Description	Issued Date
TR8O1739-05AC	01	Initial issue of report	Apr. 17, 2019

Summary of Test Result

Report Clause	Ref Std. Clause	Test Items	Result (PASS/FAIL)	Remark
1.1.2	3.10.1.4	Antenna Requirement	PASS	-
3.1	2.3	AC Power-line Conducted Emissions	PASS	-
3.2	3.10.1.6	DTS Bandwidth	PASS	-
3.3	3.10.1.2	Maximum Conducted Output Power	PASS	-
3.4	3.10.1.6	Power Spectral Density	PASS	-
3.5	3.10.1.5	Emissions in Non-restricted Frequency Bands	PASS	-
3.6	3.10.1.5	Emissions in Restricted Frequency Bands	PASS	-

Declaration of Conformity:

The test results with all measurement uncertainty excluded are presented in accordance with the regulation limits or requirements declared by manufacturers.

Comments and Explanations:

1. The test configuration, test mode and test software were written in this test report are declared by the manufacturer.
2. The declared of product specification for EUT presented in the report are provided by the manufacturer, and the manufacturer takes all the responsibilities for the accuracy of product specification.

Reviewed by: Cliff Chang
Report Producer: Wendy Pan

1 General Description

1.1 Information

1.1.1 RF General Information

Frequency Range (MHz)	IEEE Std. 802.11	Ch. Frequency (MHz)	Channel Number
2400-2483.5	b, g, n (HT20), ax (HEW20)	2412-2462	1-11 [11]
2400-2483.5	n (HT40), ax (HEW40)	2422-2452	3-9 [7]

Band	Mode	BWch (MHz)	Nant
2.4-2.4835GHz	802.11b	20	1TX, 2TX, 4TX
2.4-2.4835GHz	802.11g	20	1TX, 2TX, 4TX
2.4-2.4835GHz	802.11n HT20	20	1TX, 2TX, 4TX
2.4-2.4835GHz	802.11ax HEW20	20	1TX, 2TX, 4TX
2.4-2.4835GHz	802.11ax HEW20-BF	20	2TX, 4TX
2.4-2.4835GHz	802.11n HT40	40	1TX, 2TX, 4TX
2.4-2.4835GHz	802.11ax HEW40	40	1TX, 2TX, 4TX
2.4-2.4835GHz	802.11ax HEW40-BF	40	2TX, 4TX

Note:
- 11b mode uses a combination of DSSS-DBPSK, DQPSK, CCK modulation.
- 11g, HT20 and HT40 use a combination of OFDM-BPSK, QPSK, 16QAM, 64QAM modulation.
- HEW20, HEW40 use a combination of OFDMA-BPSK, QPSK, 16QAM, 64QAM, 256QAM, 1024QAM modulation.
- BWch is the nominal channel bandwidth.
- Nss-Min is the minimum number of spatial streams.
- Nant is the number of outputs. e.g., 2(2,3) means have 2 outputs for port 2 and port 3. 2 means have 2 outputs for port 1 and port 2.

1.1.2 Antenna Information

Ant.	Port			Brand	Model Name	Antenna Type	Connector	Radio	Antenna Gain(dBi)
	1TX	2TX	4TX						
1	1	1	1	WNC	Starlord 510i	PIFA	I-PEX	R1-5GHz	Note 1
2	-	2	2	WNC	Starlord 510i	PIFA	I-PEX	R1-5GHz	Note 1
3	-	-	3	WNC	Starlord 510i	PIFA	I-PEX	R1-5GHz	Note 1
4	-	-	4	WNC	Starlord 510i	PIFA	I-PEX	R1-5GHz	Note 1
5	R2-1	R2-1	R1-4 R2-1	WNC	Starlord 510i	PIFA	I-PEX	R1-2.4GHz R2-5GHz	Note 1
6	-	R2-2	R1-3 R2-2	WNC	Starlord 510i	PIFA	I-PEX	R1-2.4GHz R2-5GHz	Note 1
7	-	R1-2	R1-2 R2-3	WNC	Starlord 510i	PIFA	I-PEX	R1-2.4GHz R2-5GHz	Note 1
8	R1-1	R1-1	R1-1 R2-4	WNC	Starlord 510i	PIFA	I-PEX	R1-2.4GHz R2-5GHz	Note 1
9	1	-	-	WNC	Starlord 510i	PIFA	I-PEX	R3	Note 1

Note1:

Ant.	Antenna Gain(dBi)			
	WLAN 2.4GHz	WLAN 5GHz	Bluetooth	Thread
1	-	5.89	-	-
2	-	5.36	-	-
3	-	5.67	-	-
4	-	5.36	-	-
5	3.48	4.57	-	-
6	3.80	4.40	-	-
7	3.84	4.98	-	-
8	3.90	5.18	-	-
9	-	-	4.40	4.40

Note2: The above information was declared by manufacturer.

Note3:

For 2.4GHz function:

For IEEE 802.11b/g/n/ax mode (1TX, 2TX, 4TX/4RX):

For 1TX

Only Port 1 can be use as transmitting antenna.

For 2TX

Port 1 and Port 2 can be use as transmitting antenna.

Port 1 and Port 2 could transmit simultaneously.

For 4TX

Port 1, Port 2, Port 3 and Port 4 can be use as transmitting antenna.

Port 1, Port 2, Port 3 and Port 4 could transmit simultaneously.

For 4RX

Port 1, Port 2, Port 3 and Port 4 can be used as receiving antennas.

Port 1, Port 2, Port 3 and Port 4 could receive simultaneously.

For 5GHz function:
For IEEE 802.11a/n/ac/ax mode (1TX, 2TX, 4TX/4RX):
For 1TX
Only Port 1 can be use as transmitting antenna.
For 2TX
Port 1 and Port 2 can be use as transmitting antenna.
Port 1 and Port 2 could transmit simultaneously.
For 4TX
Port 1, Port 2, Port 3 and Port 4 can be use as transmitting antenna.
Port 1, Port 2, Port 3 and Port 4 could transmit simultaneously.
For 4RX
Port 1, Port 2, Port 3 and Port 4 can be used as receiving antennas.
Port 1, Port 2, Port 3 and Port 4 could receive simultaneously.
For Bluetooth and Thread mode (1TX/1RX):
Only Port 1 can be use as transmitting/receiving antenna.

1.1.3 Mode Test Duty Cycle

For 1T1S Mode:

Mode	DC	DCF(dB)	T(s)	VBW(Hz) ≥ 1/T
802.11b	0.946	0.241	12.424m	100
802.11g	0.952	0.214	2.07m	1k
802.11ax HEW20	0.986	0.061	n/a (DC>=0.98)	n/a (DC>=0.98)
802.11ax HEW40	0.97	0.132	910u	3k

For 2T2S Mode:

Mode	DC	DCF(dB)	T(s)	VBW(Hz) ≥ 1/T
802.11ax HEW20	0.972	0.123	925u	3k
802.11ax HEW40	0.948	0.232	506.25u	3k

For 4T1S Mode:

Mode	DC	DCF(dB)	T(s)	VBW(Hz) ≥ 1/T
802.11b	0.949	0.227	12.422m	100
802.11g	0.955	0.2	2.072m	1k
802.11ax HEW20	0.985	0.066	n/a (DC>=0.98)	n/a (DC>=0.98)
802.11ax HEW40	0.973	0.119	910u	3k
802.11ax HEW20-BF	0.905	0.434	2.936m	1k
802.11ax HEW40-BF	0.903	0.443	2.932m	1k

For 4T4S Mode:

Mode	DC	DCF(dB)	T(s)	VBW(Hz) ≥ 1/T
802.11ax HEW20	0.953	0.209	537.5u	3k
802.11ax HEW40	0.923	0.348	330u	10k

Note:
- DC is Duty Cycle.
- DCF is Duty Cycle Factor.

1.1.4 EUT Operational Condition

EUT Power Type	From Power Adapter or PoE			
Beamforming Function	☒	With beamforming	☐	Without beamforming
	For 802.11ax in 2.4GHz and 802.11n/ac/ax in 5GHz.			
Function	☒	Point-to-multipoint	☐	Point-to-point
Test Software Version	accessMtool 3.0.0.6			

Note: The above information was declared by manufacturer.

1.1.5 Table for Multiple Listing

The EUT has three radios, the information as following table:

Radio	Function		
	WLAN 2.4GHz	**WLAN 5GHz**	**Bluetooth/Thread**
1	V	V	-
2	-	V	-
3	-	-	V

Note: The above information was declared by manufacturer.

1.2 Testing Applied Standards

According to the specifications of the manufacturer, the EUT must comply with the requirements of the following standards:

- NCC LP0002 (2018-01-10)
- ANSI C63.10-2013
- FCC KDB 558074 D01 v05
- FCC KDB 662911 D01 v02r01

1.3 Testing Location Information

Testing Location							
☐	HWA YA	ADD	:	No. 52, Huaya 1st Rd., Guishan Dist., Taoyuan City, Taiwan (R.O.C.)			
		TEL	:	886-3-327-3456	FAX	:	886-3-327-0973
☒	JHUBEI	ADD	:	No.8, Lane 724, Bo-ai St., Jhubei City, HsinChu County 302, Taiwan, R.O.C.			
		TEL	:	886-3-656-9065	FAX	:	886-3-656-9085

Test Condition	Test Site No.	Test Engineer	Test Environment	Test Date
RF Conducted	TH01-CB	Eddie Weng	23°C / 61%	Nov. 14, 2018 ~ Dec. 17, 2018
Radiated (Unintentional Below 1GHz)	03CH01-CB	Paul Chen	22°C / 54%	Nov. 22, 2018 ~ Nov. 23, 2018
Radiated (Intentional Below 1GHz)	03CH01-CB	Cola Fan	22°C / 54%	Jan. 24, 2019
Radiated (Unintentional Above 1GHz)	03CH01-CB	Paul Chen	22°C / 54%	Nov. 22, 2018 ~ Nov. 23, 2018
Radiated (Intentional Above 1GHz)	03CH01-CB	Stim Sung	22°C / 54%	Nov. 22, 2018 ~ Dec. 18, 2018
AC Conduction	CO02-CB	Deven Huang	23°C / 60%	Nov. 26, 2018

Test site Designation No. TW0006 with FCC.
Test site registered number IC 4086D with Industry Canada.

1.4 Measurement Uncertainty

ISO/IEC 17025 requires that an estimate of the measurement uncertainties associated with the emissions test results be included in the report. The measurement uncertainties given below are based on a 95% confidence level (based on a coverage factor (k=2)

Test Items	Uncertainty	Remark
Conducted Emission (150kHz ~ 30MHz)	2.0 dB	Confidence levels of 95%
Radiated Emission (30MHz ~ 1,000MHz)	3.6 dB	Confidence levels of 95%
Radiated Emission (1GHz ~ 18GHz)	3.7 dB	Confidence levels of 95%
Radiated Emission (18GHz ~ 40GHz)	3.5 dB	Confidence levels of 95%
Conducted Emission	1.7 dB	Confidence levels of 95%
Output Power Measurement	1.33 dB	Confidence levels of 95%
Power Density Measurement	1.27 dB	Confidence levels of 95%
Bandwidth Measurement	9.74×10^{-8}	Confidence levels of 95%

2 Test Configuration of EUT

2.1 Test Channel Mode

For 1T1S Mode:
For Conducted measurement and Band Edge Emission test:

Mode	PowerSetting	PowerSetting (dBm)
802.11b_Nss1,(1Mbps)_1TX	-	-
2412MHz	88	22
2417MHz	89	22.25
2422MHz	91	22.75
2427MHz	91	22.75
2432MHz	92	23
2437MHz	92	23
2442MHz	92	23
2447MHz	91	22.75
2452MHz	91	22.75
2457MHz	88	22
2462MHz	84	21
802.11g_Nss1,(6Mbps)_1TX	-	-
2412MHz	69	17.25
2417MHz	75	18.75
2422MHz	79	19.75
2427MHz	82	20.5
2432MHz	85	21.25
2437MHz	85	21.25
2442MHz	84	21
2447MHz	84	21
2452MHz	80	20
2457MHz	75	18.75
2462MHz	66	16.5
802.11ax HEW20_Nss1,(MCS0)_1TX	-	-
2412MHz	68	17
2417MHz	74	18.5
2422MHz	79	19.75
2427MHz	82	20.5
2432MHz	83	20.75
2437MHz	84	21
2442MHz	83	20.75
2447MHz	79	19.75
2452MHz	70	17.5

Mode	PowerSetting	PowerSetting (dBm)
2457MHz	70	17.5
2462MHz	58	14.5
802.11ax HEW40_Nss1,(MCS0)_1TX	-	-
2422MHz	66	16.5
2427MHz	67	16.75
2432MHz	69	17.25
2437MHz	69	17.25
2442MHz	67	16.75
2447MHz	67	16.75
2452MHz	64	16

For 2T2S Mode:
For Conducted measurement and Band Edge Emission test:

Mode	PowerSetting	PowerSetting (dBm)
802.11ax HEW20_Nss2,(MCS0)_2TX	-	-
2412MHz	64	16
2417MHz	73	18.25
2422MHz	75	18.75
2427MHz	79	19.75
2432MHz	80	20
2437MHz	82	20.5
2442MHz	81	20.25
2447MHz	76	19
2452MHz	72	18
2457MHz	68	17
2462MHz	64	16
802.11ax HEW40_Nss2,(MCS0)_2TX	-	-
2422MHz	61	15.25
2427MHz	61	15.25
2432MHz	64	16
2437MHz	66	16.5
2442MHz	64	16
2447MHz	64	16
2452MHz	61	15.25

For 4T1S Mode:
For Radiated Emission:

Mode	PowerSetting
802.11b_Nss1,(1Mbps)_4TX	-
2412MHz	110
2437MHz	110
2462MHz	110
802.11g_Nss1,(6Mbps)_4TX	-
2412MHz	110
2437MHz	110
2462MHz	110
802.11ax HEW20_Nss1,(MCS0)_4TX	-
2412MHz	110
2437MHz	110
2462MHz	110
802.11ax HEW40_Nss1,(MCS0)_4TX	-
2422MHz	110
2437MHz	110
2452MHz	110

For Conducted measurement and Band Edge Emission test:

Mode	PowerSetting	PowerSetting (dBm)
802.11b_Nss1,(1Mbps)_4TX	-	-
2412MHz	83	20.75
2417MHz	85	21.25
2422MHz	89	22.25
2437MHz	89	22.25
2442MHz	89	22.25
2447MHz	87	21.75
2452MHz	87	21.75
2457MHz	83	20.75
2462MHz	80	20
802.11g_Nss1,(6Mbps)_4TX	-	-
2412MHz	61	15.25
2417MHz	67	16.75
2422MHz	73	18.25
2427MHz	74	18.5
2432MHz	74	18.5
2437MHz	76	19
2442MHz	75	18.75
2447MHz	72	18
2452MHz	70	17.5
2457MHz	67	16.75
2462MHz	60	15
802.11ax HEW20_Nss1,(MCS0)_4TX	-	-
2412MHz	58	14.5
2417MHz	65	16.25
2422MHz	66	16.5
2427MHz	72	18
2437MHz	72	18
2442MHz	72	18
2447MHz	65	16.25
2452MHz	65	16.25
2457MHz	57	14.25
2462MHz	50	12.5
802.11ax HEW40_Nss1,(MCS0)_4TX	-	-
2422MHz	56	14
2427MHz	57	14.25
2432MHz	60	15
2437MHz	61	15.25
2442MHz	60	15

Mode	PowerSetting	PowerSetting (dBm)
2447MHz	57	14.25
2452MHz	55	13.75
802.11ax HEW20-BF_Nss1,(MCS0)_4TX	-	-
2412MHz	39	9.75
2417MHz	43	10.75
2422MHz	47	11.75
2427MHz	48	12
2432MHz	51	12.75
2437MHz	53	13.25
2442MHz	50	12.5
2447MHz	49	12.25
2452MHz	45	11.25
2457MHz	41	10.25
2462MHz	35	8.75
802.11ax HEW40-BF_Nss1,(MCS0)_4TX	-	-
2422MHz	40	10
2427MHz	40	10
2432MHz	40	10
2437MHz	43	10.75
2442MHz	41	10.25
2447MHz	41	10.25
2452MHz	37	9.25

For 4T4S Mode:
For Conducted measurement and Band Edge Emission test:

Mode	PowerSetting	PowerSetting (dBm)
802.11ax HEW20_Nss4,(MCS0)_4TX	-	-
2412MHz	60	15
2417MHz	66	16.5
2422MHz	70	17.5
2427MHz	73	18.25
2432MHz	77	19.25
2437MHz	77	19.25
2442MHz	76	19
2447MHz	73	18.25
2452MHz	69	17.25
2457MHz	64	16
2462MHz	59	14.75
802.11ax HEW40_Nss4,(MCS0)_4TX	-	-
2422MHz	51	12.75
2427MHz	51	12.75
2432MHz	55	13.75
2437MHz	56	14
2442MHz	55	13.75
2447MHz	50	12.5
2452MHz	47	11.75

2.2 The Worst Case Measurement Configuration

The Worst Case Mode for Following Conformance Tests										
Tests Item	AC power-line conducted emissions									
Condition	AC power-line conducted measurement for line and neutral									
Operating Mode	Unintentional - Normal Link									
	Radio 1 with 2.4GHz function	Radio 1 with 5GHz function	Radio 2 with 5GHz function	Radio 3 with Bluetooth	Radio 3 with Thread	EUT GE1	EUT GE2	Adapter	PoE connect with EUT GE1	PoE connect with EUT GE2
1	●	-	●	●	-	●	●	●	-	-
2	-	●	●	●	-	●	●	●	-	-
3	●	-	●	-	●	●	●	●	-	-
4	-	●	●	-	●	●	●	●	-	-
Mode 4 has been evaluated to be the worst case among Mode 1~4, thus measurement for Mode 5 ~ 6 will follow this same test mode.										
5	-	●	●	-	●	●	●	-	●	-
6	-	●	●	-	●	●	●	-	-	●
For operating mode 5 is the worst case and it was record in this test report.										

The Worst Case Mode for Following Conformance Tests	
Tests Item	DTS Bandwidth Maximum Conducted Output Power Power Spectral Density Emissions in Non-restricted Frequency Bands
Test Condition	Conducted measurement at transmit chains
Test Mode	Refer to note 1

The Worst Case Mode for Following Conformance Tests												
Tests Item	Emissions in Restricted Frequency Bands											
Test Condition	Radiated measurement If EUT consist of multiple antenna assembly (multiple antenna are used in EUT regardless of spatial multiplexing MIMO configuration), the radiated test should be performed with highest antenna gain of each antenna type.											
Operating Mode < 1GHz	Unintentional - Normal Link											
	EUT at Z-axis	EUT at Y-axis	Radio 1 with 2.4GHz function	Radio 1 with 5GHz function	Radio 2 with 5GHz function	Radio 3 with Bluetooth	Radio 3 with Thread	EUT GE1	EUT GE2	Adapter	PoE connect with EUT GE1	PoE connect with EUT GE2
1	●	-	●	-	●	●	-	●	●	●	-	-
2	-	●	●	-	●	●	-	●	●	●	-	-
Mode 2 has been evaluated to be the worst case between Mode 1~2, thus measurement for Mode 3 ~ 5 will follow this same test mode.												
3	-	●	-	●	●	●	-	●	●	●	-	-
4	-	●	●	-	●	-	●	●	●	●	-	-
5	-	●	-	●	●	-	●	●	●	●	-	-
Mode 5 has been evaluated to be the worst case between Mode 1~5, thus measurement for Mode 6 ~ 7 will follow this same test mode.												
6	-	●	-	●	●	-	●	●	●	-	●	-
7	-	●	-	●	●	-	●	●	●	-	-	●
For operating mode 6 is the worst case and it was record in this test report.												
Operating Mode < 1GHz	Intentional - CTX											
For Bluetooth and Thread: The EUT was performed at Y axis and Z axis position for Emissions in Restricted Frequency Bands Intentional (Radiated Emission) above 1GHz and the worst case was found at Y axis. So the measurement will follow this same test configuration. **For WLAN 2.4GHz** The EUT was performed at Y axis and Z axis position for Emissions in Restricted Frequency Bands Intentional (Radiated Emission) above 1GHz and the worst case was found at Z axis. So the measurement will follow this same test configuration. **For WLAN 5GHz** Radio 1: The EUT was performed at Y axis and Z axis position for Unwanted Emissions Intentional (Radiated Emission) above 1GHz and the worst case was found at Z axis. So the measurement will follow this same test configuration. Radio 2: The EUT was performed at Y axis and Z axis position for Unwanted Emissions Intentional (Radiated Emission) above 1GHz and the worst case was found at Y axis. So the measurement will follow this same test configuration.												
1	EUT in Z axis (WLAN 2.4GHz / Radio 1) with Adapter											
2	EUT in Z axis (WLAN 5GHz / Radio 1) with Adapter											
3	EUT in Y axis (WLAN 5GHz / Radio 2) with Adapter											
4	EUT in Y axis (Bluetooth / Radio 3) with Adapter											
5	EUT in Y axis (Thread / Radio 3) with Adapter											

6	EUT in Z axis (WLAN 2.4GHz / Radio 1) with PoE											
7	EUT in Z axis (WLAN 5GHz / Radio 1) with PoE											
8	EUT in Y axis (WLAN 5GHz / Radio 2) with PoE											
9	EUT in Y axis (Bluetooth / Radio 3) with PoE											
10	EUT in Y axis (Thread / Radio 3) with PoE											
For operating mode 3 is the worst case and it was record in this test report.												
Operating Mode > 1GHz 1GHz~5th Harmonic	Unintentional - Normal Link											
	Mode 6 generated the worst test result for Emissions in Restricted Frequency Bands Unintentional below 1GHz test, thus the measurement for Emissions in Restricted Frequency Bands Unintentional 1GHz~5th Harmonic test will follow this same test configuration.											
	EUT at Z-axis	EUT at Y-axis	Radio 1 with 2.4GHz function	Radio 1 with 5GHz function	Radio 2 with 5GHz function	Radio 3 with Bluetooth	Radio 3 with Thread	EUT GE1	EUT GE2	Adapter	PoE connect with EUT GE1	PoE connect with EUT GE2
1	-	●	-	●	●	-	●	●	●	-	●	-
Operating Mode > 1GHz 1GHz~10th Harmonic	Intentional - CTX											
For Radiated Emission 4T1S Mode: The EUT was performed at Y axis and Z axis and the worst case was found at Z axis. So the measurement will follow this same test configuration. **For Band Edge Emission** 1T1S, 4T1S, 4T4S Mode: The EUT was performed at Y axis and Z axis position and the worst case was found at Z axis. So the measurement will follow this same test configuration. 2T2SMode: The EUT was performed at Y axis and Z axis and the worst case was found at Y axis. So the measurement will follow this same test configuration.												
Test Mode	Refer to note 1											

Note:
1. Test Mode:

Test Mode											
Test Item	**802.11b**		**802.11g**		**802.11ax HEW20/40**						
	1T1S	**4T1S**	**1T1S**	**4T1S**	**CDD 1T1S**	**SDM 2T2S**	**CDD 4T1S**	**SDM 4T4S**	**TxBF 2T2S**	**TxBF 4T1S**	**TxBF 4T4S**
Maximum Conducted Output Power	V	V	V	V	V	V	V	V	-	V	-
DTS Bandwidth	V	V	V	V	V	V	V	V	-	V	-
Power Spectral Density	V	V	V	V	V	V	V	V	-	V	-
Emissions in Non-restricted Frequency Bands	V	V	V	V	V	V	V	V	-	V	-
Radiated Emission	Cover by CDD 4T1S Max setting	V	Cover by CDD 4T1S Max setting	V	Cover by CDD 4T1S Max setting	Cover by CDD 4T1S Max setting	Max setting	Cover by CDD 4T1S Max setting	-	Cover by CDD 4T1S Max setting	-
Band Edge Emission	V	V	V	V	V	V	V	V	-	V	-

2. 802.11ax modulation and bandwidth are similar for 802.11n mode for 20MHz / 40MHz, therefore investigated worst case to representative mode in test report.
3. The PoE is for measurement only, would not be marketed.
PoE information as below:

Power	Brand	Model
PoE	Microsemi	PD-9001GR/AT/AC

2.3 EUT Operation during Test

For CTX Mode:

non-beamforming mode:

The EUT was programmed to be in continuously transmitting mode.

beamforming mode:

For Conducted Mode:

The EUT was programmed to be in continuously transmitting mode.

For Radiated Mode:

During the test, the following programs under WIN 7 were executed.
The program was executed as follows:

1. During the test, the EUT operation to normal function.
2. Executed command fixed test channel under Telnet and LanTest.
3. Executed " Telnet and LanTest " to link with the remote workstation to transmit and receive packet by WLAN AP and transmit duty cycle no less than 98%.

For Normal Link:

During the test, the EUT operation to normal function.

2.4 Accessories

Accessories			
Equipment Name	**Brand Holder**	**Model Name**	**Rating**
Adapter	Powertron Electronics Corp.	PA1045-120HIB300	Intput:100-240V~50-60Hz, 1.0A Output: 12V, 3.0A 36W Max
Others			
Plug*6 (US*1, EU*1, UK*1, AU*1, China*1, BZ*1)			
Bracket*1			

2.5 Support Equipment

For Test Site No: CO02-CB

Support Equipment				
No.	**Equipment**	**Brand Name**	**Model Name**	**FCC ID**
A	Flash disk3.0	Transcend	JetFlash-700	N/A
B	PoE	Microsemi	PD-9001GR/AT/AC	N/A
C	GE1 PC	DELL	T3400	N/A
D	GE2 NB	DELL	E6430	N/A
E	2.4G/5G NB	DELL	E6430	N/A
F	5G NB	DELL	E6430	N/A
G	802.11ax Access Point (Device)	Extreme Networks	AP510i	QXO-AP510I
H	Device NB	DELL	E6430	N/A

For Test Site No: 03CH01-CB / Unintentional - Normal Link (below 1GHz & above 1GHz)

Support Equipment				
No.	**Equipment**	**Brand Name**	**Model Name**	**FCC ID**
A	PC	ASUS	N/A	N/A
B	LAN NB	DELL	E4300	N/A
C	2.4G/5G NB	DELL	E4300	N/A
D	5G NB	DELL	E4300	N/A
E	802.11ax Access Point (Device)	Extreme Networks	AP510i	QXO-AP510I
F	Device NB	DELL	E4300	N/A
G	Flash disk3.0	Transcend	JetFlash-700	N/A
H	PoE	Microsemi	PD-9001GR/AT/AC	N/A

For Test Site No: 03CH01-CB / Intentional - CTX (below 1GHz)

Support Equipment				
No.	**Equipment**	**Brand Name**	**Model Name**	**FCC ID**
A	Notebook	DELL	E4300	N/A
B	Flash disk3.0	Silicon Power	B06	N/A

For Test Site No: TH01-CB and 03CH01-CB (Intentional - CTX (above 1GHz), Non-Beamforming Mode)

Support Equipment				
No.	**Equipment**	**Brand Name**	**Model Name**	**FCC ID**
A	Notebook	DELL	E4300	N/A

For Test Site No: 03CH01-CB (Intentional - CTX (above 1GHz), Beamforming Mode)

Support Equipment				
No.	**Equipment**	**Brand Name**	**Model Name**	**FCC ID**
A	Notebook	DELL	E4300	N/A
B	WLAN AP	Extreme Networks	AP510i	QXO-AP510I
C	Notebook	DELL	E4300	N/A

2.6 Test Setup Diagram

Test Setup Diagram – AC Line Conducted Emission Test

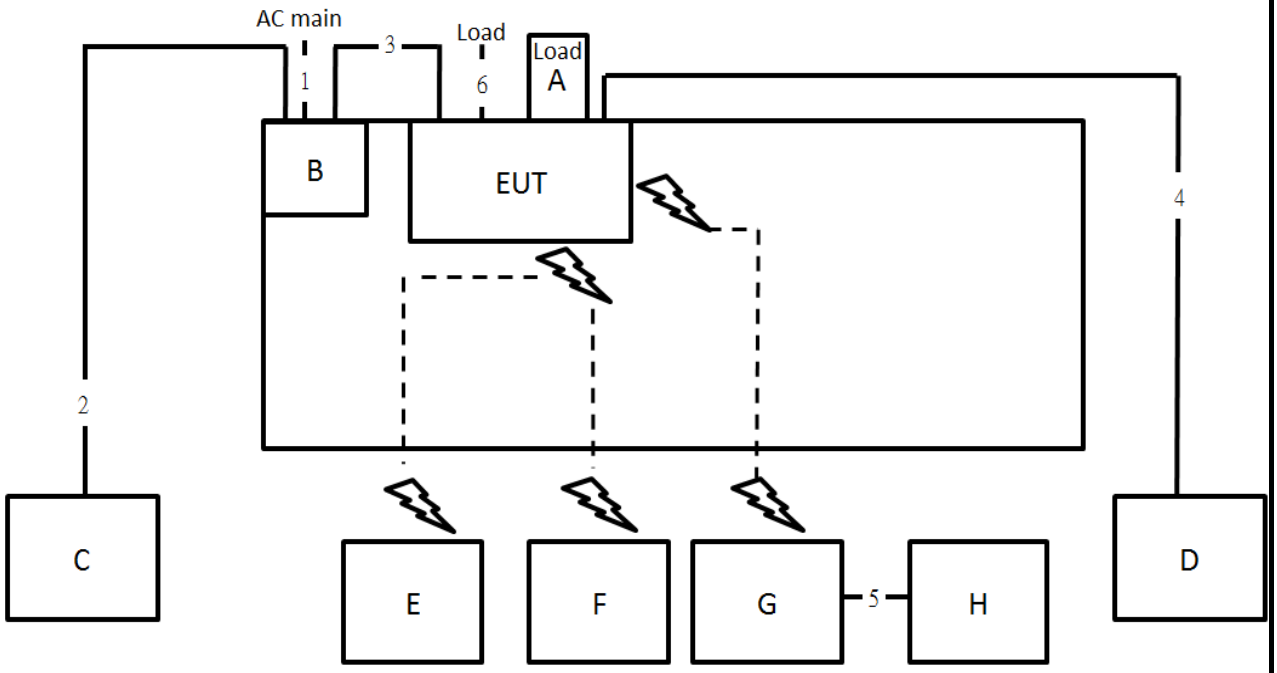

Item	Connection	Shielded	Length
1	Power cable	No	1.8m
2	RJ-45 cable	No	10m
3	RJ-45 cable	No	1m
4	RJ-45 cable	No	10m
5	RJ-45 cable	No	1m
6	Console cable	No	1.8m

Test Setup Diagram - Radiated Test / Unintentional - Normal Link (below 1GHz & above 1GHz)

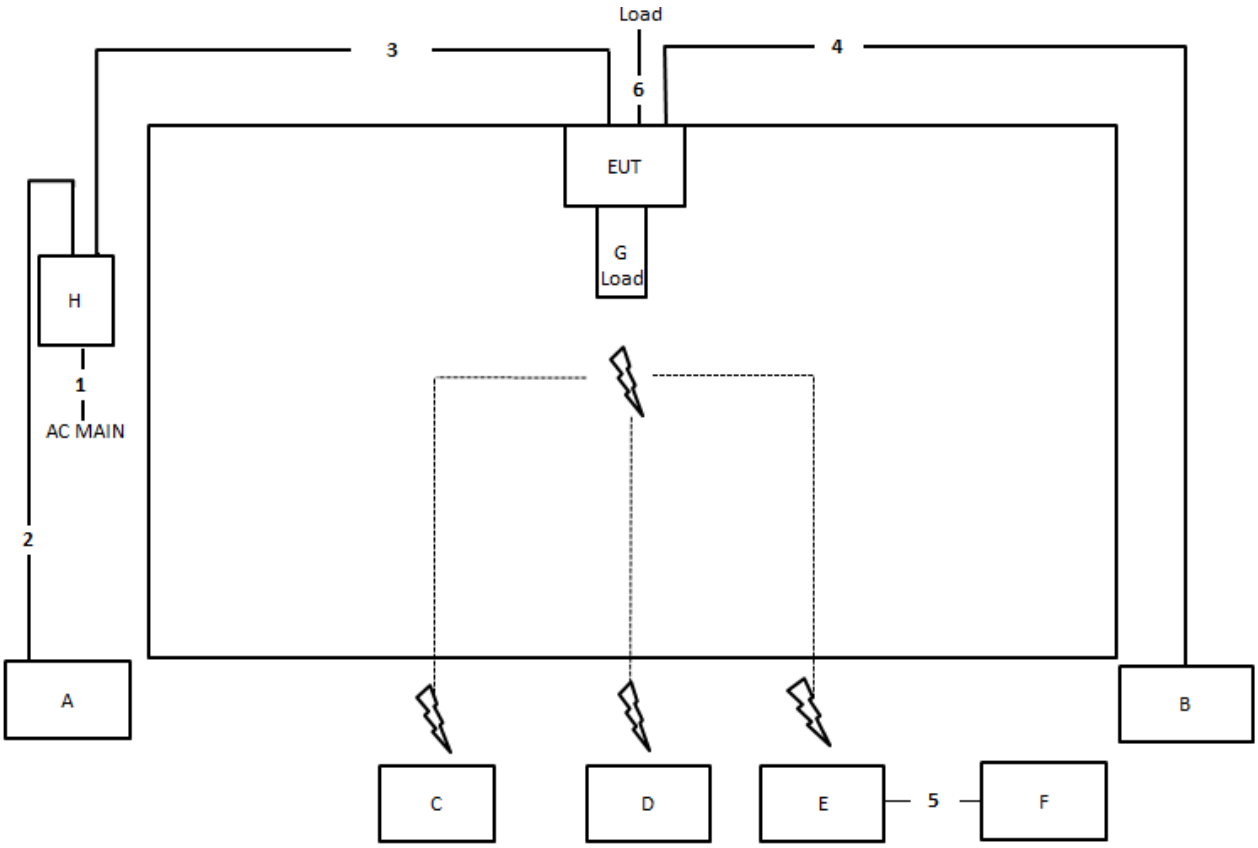

Item	Connection	Shielded	Length
1	Power cable	No	1.5m
2	RJ-45 cable	No	1.5m
3	RJ-45 cable	No	10m
4	RJ-45 cable	No	10m
5	RJ-45 cable	No	10m
6	Console cable	No	1.5m

Test Setup Diagram - Radiated Test / Intentional - CTX (below 1GHz)

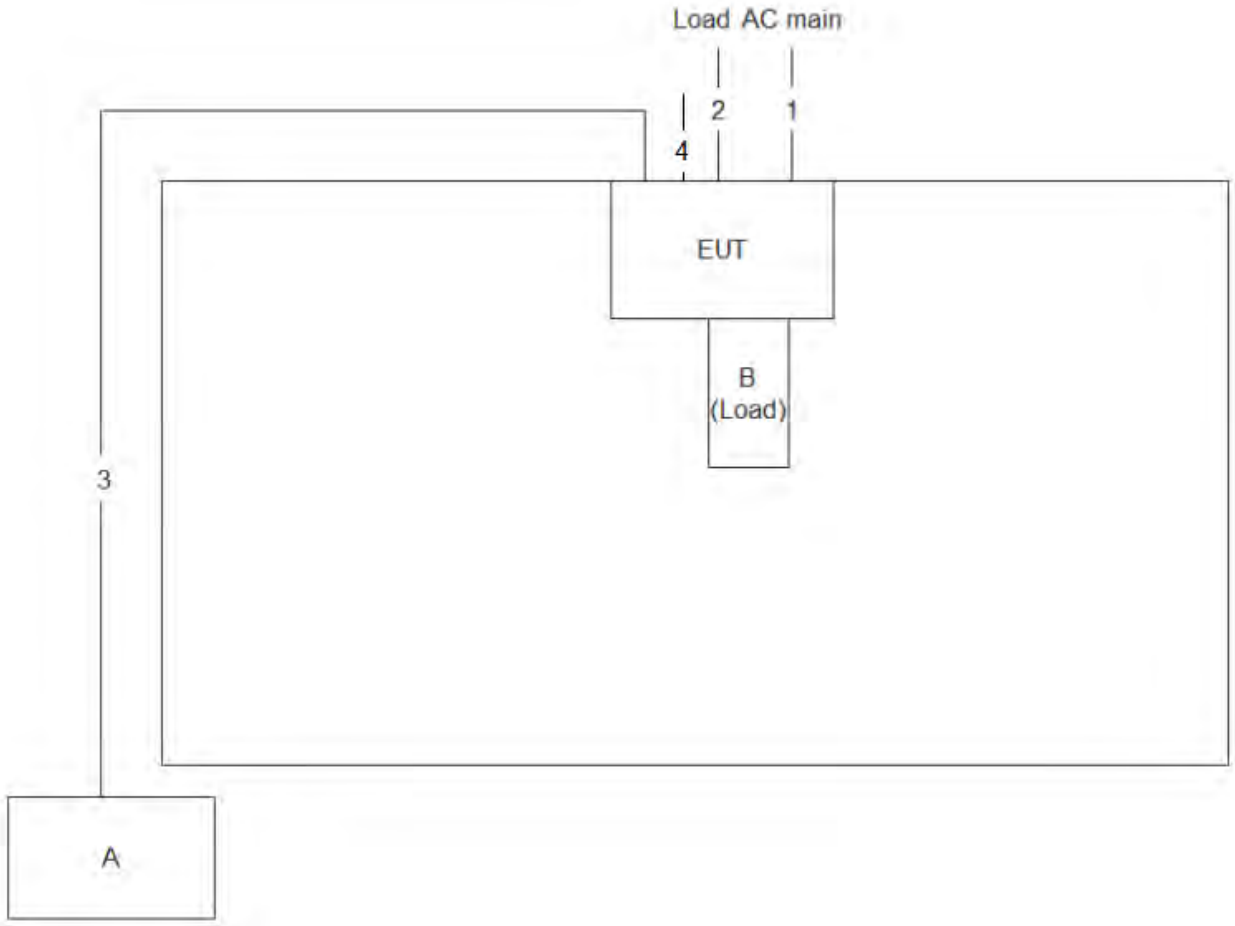

Item	Connection	Shielded	Length
1	Power cable	No	1.5m
2	RJ-45 cable	No	1.5m
3	RJ-45 cable	No	10m
4	Console cable	No	1.5m

Test Setup Diagram - Radiated Test / Intentional - CTX (above 1GHz), Non-Beamforming Mode

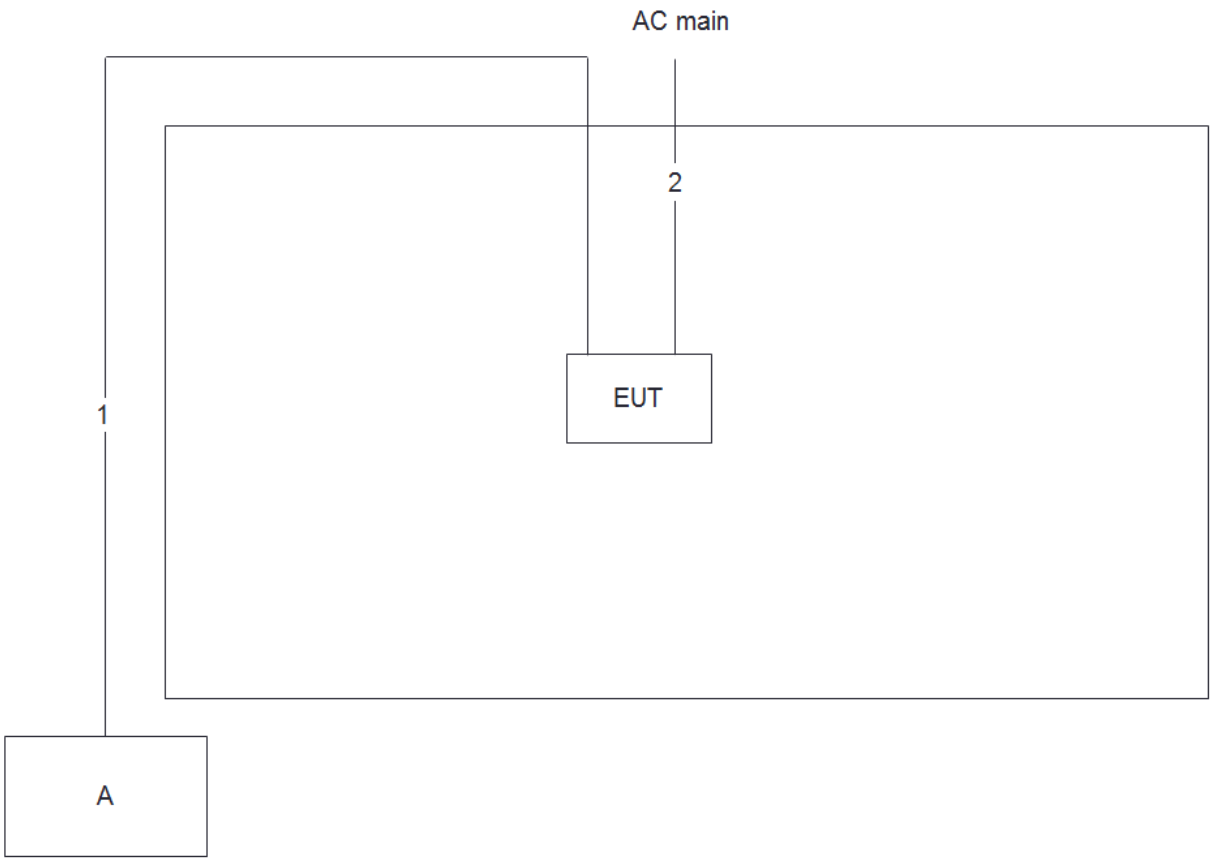

Item	Connection	Shielded	Length
1	RJ-45 cable	No	10m
2	Power cable	No	1.5m

Test Setup Diagram - Radiated Test / Intentional - CTX (above 1GHz), Beamforming Mode

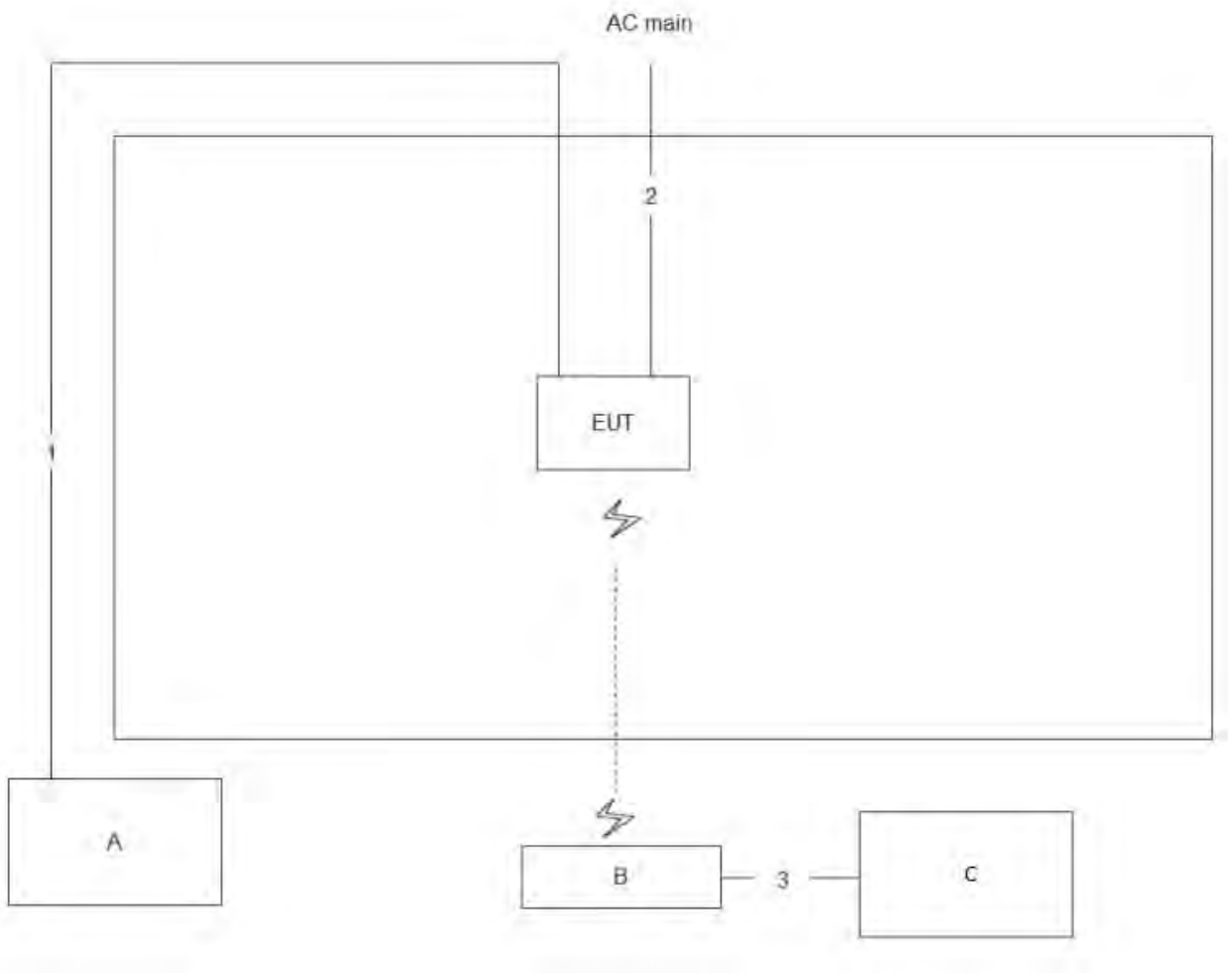

Item	Connection	Shielded	Length
1	RJ-45 cable	No	10m
2	Power cable	No	1.5m
3	RJ-45 cable	No	10m

3 Transmitter Test Result

3.1 AC Power-line Conducted Emissions

3.1.1 AC Power-line Conducted Emissions Limit

AC Power-line Conducted Emissions Limit		
Frequency Emission (MHz)	**Quasi-Peak**	**Average**
0.15-0.5	66 - 56 *	56 - 46 *
0.5-5	56	46
5-30	60	50
Note 1: * Decreases with the logarithm of the frequency.		

3.1.2 Measuring Instruments

Refer a test equipment and calibration data table in this test report.

3.1.3 Test Procedures

Test Method
☒ Refer as ANSI C63.10-2013, clause 6.2 for AC power-line conducted emissions.

3.1.4 Test Setup

AC Power-line Conducted Emissions

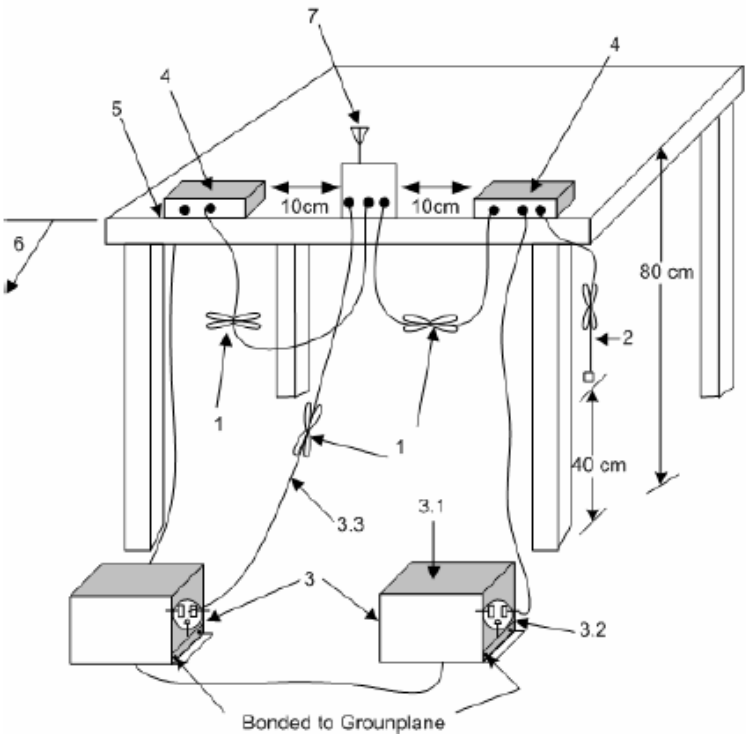

1—Interconnecting cables that hang closer than 40 cm to the ground plane shall be folded back and forth in the center forming a bundle 30 cm to 40 cm long.
2—The I/O cables that are not connected to an accessory shall be bundled in the center. The end of the cable may be terminated, if required, using the correct terminating impedance. The overall length shall not exceed 1 m.
3—EUT connected to one LISN. Unused LISN measuring port connectors shall be terminated in 50 Ω loads. LISN may be placed on top of, or immediately beneath, reference ground plane.
3.1—All other equipment powered from additional LISN(s).
3.2—A multiple-outlet strip may be used for multiple power cords of non-EUT equipment.
3.3—LISN at least 80 cm from nearest part of EUT chassis.
4—Non-EUT components of EUT system being tested.
5—Rear of EUT, including peripherals, shall all be aligned and flush with edge of tabletop.
6—Edge of tabletop shall be 40 cm removed from a vertical conducting plane that is bonded to the ground plane.
7—Antenna can be integral or detachable. If detachable, then the antenna shall be attached for this test.

3.1.5 Test Result of AC Power-line Conducted Emissions

Refer as Appendix A

3.2 DTS Bandwidth

3.2.1 6dB Bandwidth Limit

6dB Bandwidth Limit
Systems using digital modulation techniques:
▪ 6 dB bandwidth ≥ 500 kHz.

3.2.2 Measuring Instruments

Refer a test equipment and calibration data table in this test report.

3.2.3 Test Procedures

Test Method	
▪ For the emission bandwidth shall be measured using one of the options below:	
	☒ Refer as FCC KDB 558074, clause 8.2 & C63.10 clause 11.8.1 Option 1 for 6 dB bandwidth measurement.
	☐ Refer as FCC KDB 558074, clause 8.2 & C63.10 clause 11.8.2 Option 2 for 6 dB bandwidth measurement.
	☐ Refer as ANSI C63.10, clause 6.9.1 for occupied bandwidth testing.

3.2.4 Test Setup

Emission Bandwidth

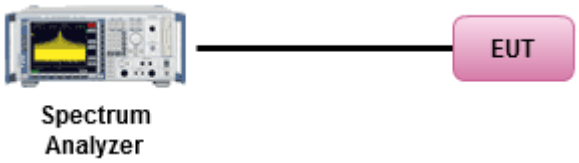

3.2.5 Test Result of Emission Bandwidth

Refer as Appendix B

3.3 Maximum Conducted Output Power

3.3.1 Maximum Conducted Output Power Limit

Maximum Conducted Output Power Limit		
	▪ If $G_{TX} \leq 6$ dBi, then $P_{Out} \leq 30$ dBm (1 W)	
	▪ Point-to-multipoint systems (P2M): If $G_{TX} > 6$ dBi, then $P_{Out} = 30 – (G_{TX} – 6)$ dBm	
	▪ Point-to-point systems (P2P): If $G_{TX} > 6$ dBi, then $P_{Out} = 30 – (G_{TX} – 6)/3$ dBm	
	▪ Smart antenna system (SAS):	
		- Single beam: If $G_{TX} > 6$ dBi, then $P_{Out} = 30 – (G_{TX} – 6)/3$ dBm
		- Overlap beam: If $G_{TX} > 6$ dBi, then $P_{Out} = 30 – (G_{TX} – 6)/3$ dBm
		- Aggregate power on all beams: If $G_{TX} > 6$ dBi, then $P_{Out} = 30 – (G_{TX} – 6)/3 + 8$dB dBm
P_{Out} = maximum peak conducted output power or maximum conducted output power in dBm, **G_{TX}** = the maximum transmitting antenna directional gain in dBi.		

3.3.2 Measuring Instruments

Refer a test equipment and calibration data table in this test report.

3.3.3 Test Procedures

Test Method	
▪ Maximum Peak Conducted Output Power	
	☐ Refer as FCC KDB 558074, clause 8.3.1.1 & C63.10 clause 11.9.1.1 (RBW ≥ EBW method).
	☐ Refer as FCC KDB 558074, clause 8.3.1.3 & C63.10 clause 11.9.1.3 (peak power meter).
▪ Maximum Conducted Output Power	
	[duty cycle ≥ 98% or external video / power trigger]
	☐ Refer as FCC KDB 558074, clause 8.3.2.2 & C63.10 clause 11.9.2.2.2 Method AVGSA-1.
	☐ Refer as FCC KDB 558074, clause 8.3.2.2 & C63.10 clause 11.9.2.2.3 Method AVGSA-1A. (alternative)
	duty cycle < 98% and average over on/off periods with duty factor
	☐ Refer as FCC KDB 558074, clause 8.3.2.2 & C63.10 clause 11.9.2.2.4 Method AVGSA-2.
	☐ Refer as FCC KDB 558074, clause 8.3.2.2 & C63.10 clause 11.9.2.2.5 Method AVGSA-2A (alternative)
	☐ Refer as FCC KDB 558074, clause 8.3.2.2 & C63.10 clause 11.9.2.2.6 Method AVGSA-3
	☐ Refer as FCC KDB 558074, clause 8.3.2.2 & C63.10 clause 11.9.2.2.7 Method AVGSA-3A (alternative)
	Measurement using a power meter (PM)
	☒ Refer as FCC KDB 558074, clause 8.3.2.3 & C63.10 clause 11.9.2.3.1 Method AVGPM (using an RF average power meter).
	☐ Refer as FCC KDB 558074, clause 8.3.2.3 & C63.10 clause 11.9.2.3.2 Method AVGPM-G (using an gate RF average power meter).
▪ For conducted measurement.	
	▪ If the EUT supports multiple transmit chains using options given below: Refer as FCC KDB 662911, In-band power measurements. Using the measure-and-sum approach, measured all transmit ports individually. Sum the power (in linear power units e.g., mW) of all ports for each individual sample and save them.
	▪ If multiple transmit chains, EIRP calculation could be following as methods: $P_{total} = P_1 + P_2 + \ldots + P_n$ (calculated in linear unit [mW] and transfer to log unit [dBm]) $EIRP_{total} = P_{total} + DG$

3.3.4 Test Setup

Maximum Conducted Output Power (Power Meter)

3.3.5 Test Result of Maximum Conducted Output Power

Refer as Appendix C

3.4 Power Spectral Density

3.4.1 Power Spectral Density Limit

Power Spectral Density Limit
▪ Power Spectral Density (PSD) ≤ 8 dBm/3kHz

3.4.2 Measuring Instruments

Refer a test equipment and calibration data table in this test report.

3.4.3 Test Procedures

Test Method		
▪ Peak power spectral density procedures that the same method as used to determine the conducted output power. If maximum peak conducted output power was measured to demonstrate compliance to the output power limit, then the peak PSD procedure below (Method PKPSD) shall be used. If maximum conducted output power was measured to demonstrate compliance to the output power limit, then one of the average PSD procedures shall be used, as applicable based on the following criteria (the peak PSD procedure is also an acceptable option).		
	☒	Refer as FCC KDB 558074, clause 8.4 & C63.10 clause 11.10.2 Method PKPSD.
	[duty cycle ≥ 98% or external video / power trigger]	
	☐	Refer as FCC KDB 558074, clause 8.4 & C63.10 clause 11.10.3 Method AVGPSD-1.
	☐	Refer as FCC KDB 558074, clause 8.4 & C63.10 clause 11.10.5 Method AVGPSD-2.
	☐	Refer as FCC KDB 558074, clause 8.4 & C63.10 clause 11.10.7 Method AVGPSD-3.
	duty cycle < 98% and average over on/off periods with duty factor	
	☐	Refer as FCC KDB 558074, clause 8.4 & C63.10 clause 11.10.4 Method AVGPSD-1A. (alternative).
	☐	Refer as FCC KDB 558074, clause 8.4 & C63.10 clause 11.10.6 Method AVGPSD-2A. (alternative)
	☐	Refer as FCC KDB 558074, clause 8.4 & C63.10 clause 11.10.8 Method AVGPSD-3A. (alternative)
▪ For conducted measurement.		
	▪ If The EUT supports multiple transmit chains using options given below:	
		☒ Option 1: Measure and sum the spectra across the outputs. Refer as FCC KDB 662911, In-band power spectral density (PSD). Sample all transmit ports simultaneously using a spectrum analyzer for each transmit port. Where the trace bin-by-bin of each transmit port summing can be performed. (i.e., in the first spectral bin of output 1 is summed with that in the first spectral bin of output 2 and that from the first spectral bin of output 3, and so on up to the NTX output to obtain the value for the first frequency bin of the summed spectrum.). Add up the amplitude (power) values for the different transmit chains and use this as the new data trace.
		☐ Option 2: Measure and sum spectral maxima across the outputs. With this technique, spectra are measured at each output of the device at the required resolution bandwidth. The maximum value (peak) of each spectrum is determined. These maximum values are then summed mathematically in linear power units across the outputs. These operations shall be performed separately over frequency spans that have different out-of-band or spurious emission limits,
		☐ Option 3: Measure and add 10 log(N) dB, where N is the number of transmit chains. Refer as FCC KDB 662911, In-band power spectral density (PSD). Performed at each transmit chains and each transmit chains shall be compared with the limit have been reduced with 10 log(N). Or each transmit chains shall be add 10 log(N) to compared with the limit.

3.4.4 Test Setup

Power Spectral Density

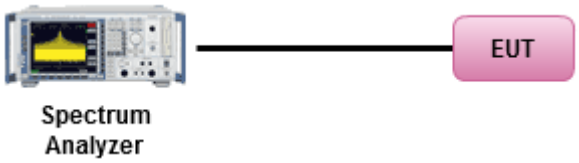

3.4.5 Test Result of Power Spectral Density

Refer as Appendix D

3.5 Emissions in Non-restricted Frequency Bands

3.5.1 Emissions in Non-restricted Frequency Bands Limit

Un-restricted Band Emissions Limit	
RF output power procedure	**Limit (dB)**
Peak output power procedure	20
Average output power procedure	30

Note 1: If the peak output power procedure is used to measure the fundamental emission power to demonstrate compliance to requirements, then the peak conducted output power measured within any 100 kHz outside the authorized frequency band shall be attenuated by at least 20 dB relative to the maximum measured in-band peak PSD level.

Note 2: If the average output power procedure is used to measure the fundamental emission power to demonstrate compliance to requirements, then the power in any 100 kHz outside of the authorized frequency band shall be attenuated by at least 30 dB relative to the maximum measured in-band average PSD level.

3.5.2 Measuring Instruments

Refer a test equipment and calibration data table in this test report.

3.5.3 Test Procedures

Test Method
▪ Refer as FCC KDB 558074, clause 8.5 for unwanted emissions into non-restricted bands.

3.5.4 Test Setup

Emissions in Non-restricted Frequency Bands



3.5.5 Test Result of Emissions in Non-restricted Frequency Bands

Refer as Appendix E

3.6 Emissions in Restricted Frequency Bands

3.6.1 Emissions in Restricted Frequency Bands Limit

Restricted Band Emissions Limit			
Frequency Range (MHz)	**Field Strength (uV/m)**	**Field Strength (dBuV/m)**	**Measure Distance (m)**
0.009~0.490	2400/F(kHz)	48.5 - 13.8	300
0.490~1.705	24000/F(kHz)	33.8 - 23	30
1.705~30.0	30	29	30
30~88	100	40	3
88~216	150	43.5	3
216~960	200	46	3
Above 960	500	54	3

Note 1: Test distance for frequencies at or above 30 MHz, measurements may be performed at a distance other than the limit distance provided they are not performed in the near field and the emissions to be measured can be detected by the measurement equipment. When performing measurements at a distance other than that specified, the results shall be extrapolated to the specified distance using an extrapolation factor of 20 dB/decade (inverse of linear distance for field-strength measurements, inverse of linear distance-squared for power-density measurements).

Note 2: Test distance for frequencies at below 30 MHz, measurements may be performed at a distance closer than the EUT limit distance; however, an attempt should be made to avoid making measurements in the near field. When performing measurements below 30 MHz at a closer distance than the limit distance, the results shall be extrapolated to the specified distance by either making measurements at a minimum of two or more distances on at least one radial to determine the proper extrapolation factor or by using the square of an inverse linear distance extrapolation factor (40 dB/decade). The test report shall specify the extrapolation method used to determine compliance of the EUT.

Note 3: Using the distance of 1m during the test for above 18 GHz, and the test value to correct for the distance factor at 3m.

3.6.2 Measuring Instruments

Refer a test equipment and calibration data table in this test report.

3.6.3 Test Procedures

Test Method			
▪ The average emission levels shall be measured in [duty cycle ≥ 98 or duty factor].			
▪ Refer as ANSI C63.10, clause 6.10.3 band-edge testing shall be performed at the lowest frequency channel and highest frequency channel within the allowed operating band.			
▪ For the transmitter unwanted emissions shall be measured using following options below:			
	▪ Refer as FCC KDB 558074, clause 8.6 for unwanted emissions into restricted bands.		
		☐	Refer as FCC KDB 558074, clause 8.6 & C63.10 clause 11.12.2.5.1(trace averaging for duty cycle ≥98%).
		☐	Refer as FCC KDB 558074, clause 8.6 & C63.10 clause 11.12.2.5.2(trace averaging + duty factor).
		☒	Refer as FCC KDB 558074, clause 8.6 & C63.10 clause 11.12.2.5.3(Reduced VBW≥1/T).
		☐	Refer as ANSI C63.10, clause 11.12.2.5.3 (Reduced VBW). VBW ≥ 1/T, where T is pulse time.
		☐	Refer as ANSI C63.10, clause 7.5 average value of pulsed emissions.
		☒	Refer as FCC KDB 558074, clause 8.6 & C63.10 clause 11.12.2.4 measurement procedure peak limit.
▪ For the transmitter band-edge emissions shall be measured using following options below:			
	▪ Refer as FCC KDB 558074 clause 8.7 & C63.10 clause 11.13.1, When the performing peak or average radiated measurements, emissions within 2 MHz of the authorized band edge may be measured using the marker-delta method described below.		
	▪ Refer as FCC KDB 558074, clause 8.7 (ANSI C63.10, clause 6.10.6) for marker-delta method for band-edge measurements.		
	▪ Refer as FCC KDB 558074, clause 8.7 for narrower resolution bandwidth (100kHz) using the band power and summing the spectral levels (i.e., 1 MHz).		
	▪ For conducted unwanted emissions into restricted bands (absolute emission limits). Devices with multiple transmit chains using options given below: (1) Measure and sum the spectra across the outputs or (2) Measure and add 10 log(N) dB		
	▪ For FCC KDB 662911 The methodology described here may overestimate array gain, thereby resulting in apparent failures to satisfy the out-of-band limits even if the device is actually compliant. In such cases, compliance may be demonstrated by performing radiated tests around the frequencies at which the apparent failures occurred.		

3.6.4 Test Setup

For Unintentional - Normal Link and Intentional - CTX (below 1GHz)

Emissions in Restricted Frequency Bands

9kHz ~30MHz

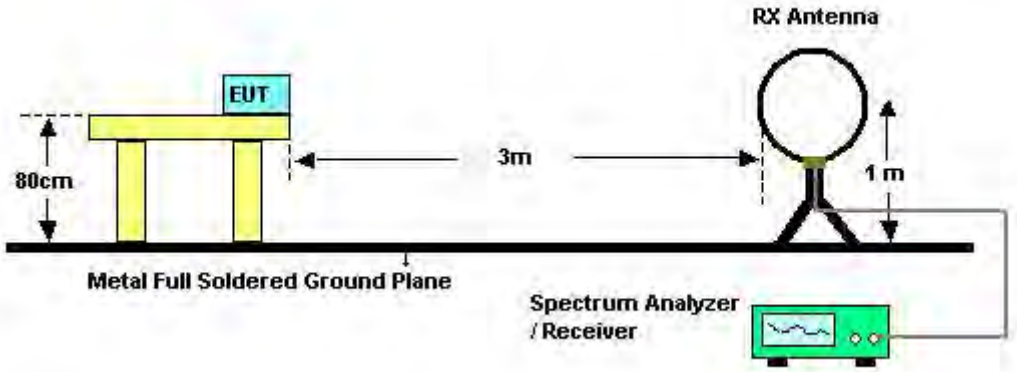

30MHz~1GHz

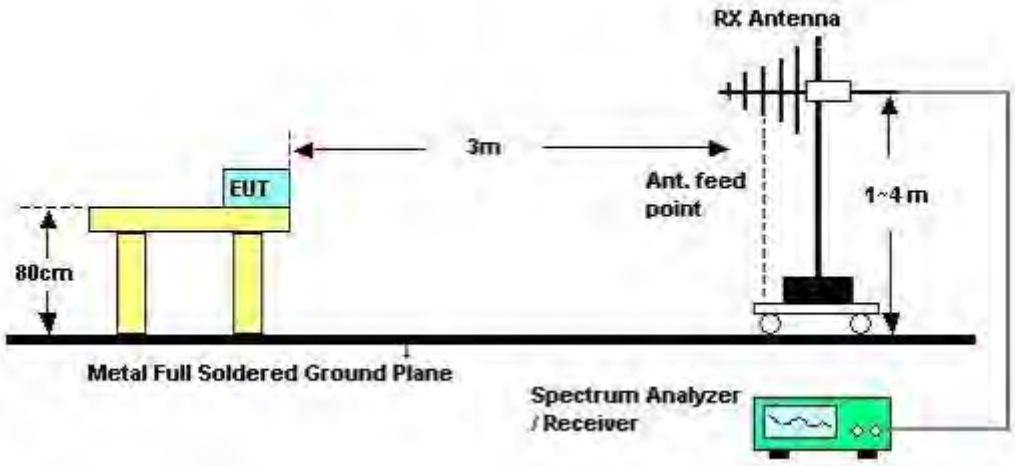

For Unintentional - Normal Link (above 1GHz)

Emissions in Restricted Frequency Bands
1,000~18,000 MHz
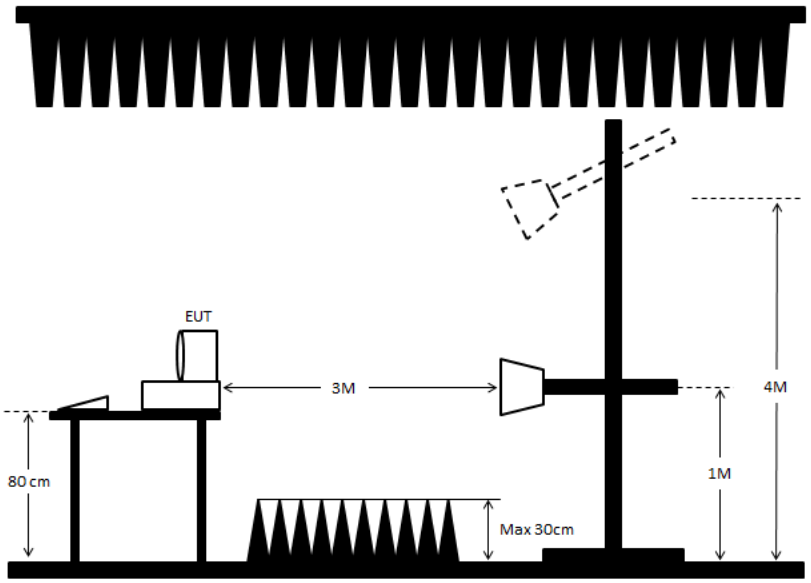
18,000~30,000 MHz
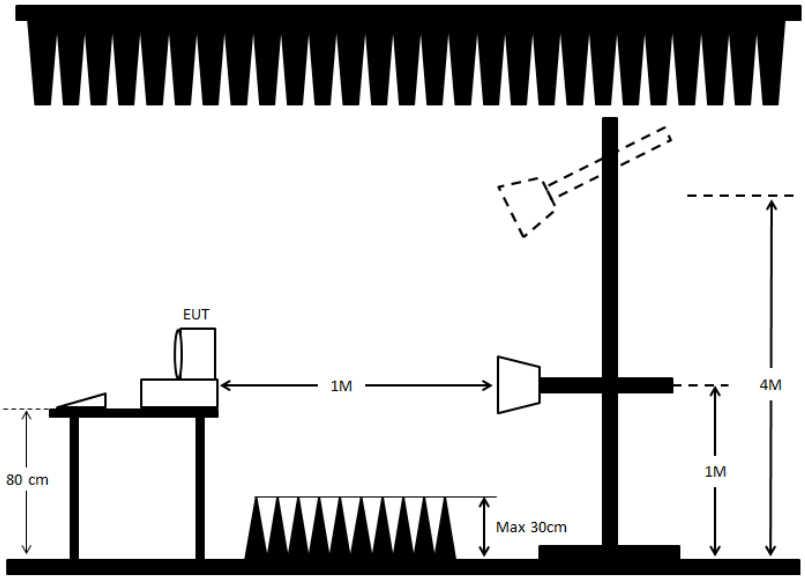

For Intentional - CTX (above 1GHz)

Above 1GHz

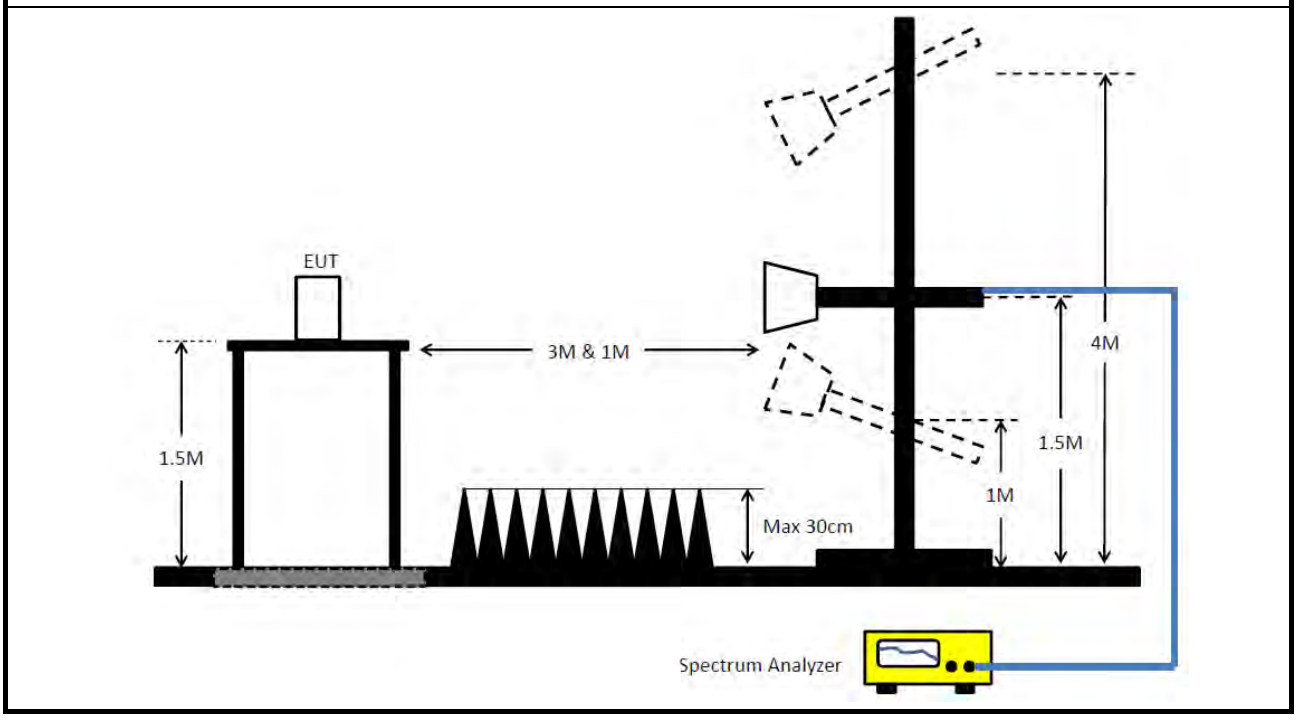

3.6.5 Emissions in Restricted Frequency Bands (Below 30MHz)

All amplitude of spurious emissions that are attenuated by more than 20 dB below the permissible value has no need to be reported.
The radiated emissions were investigated from 9 kHz or the lowest frequency generated within the device, up to the 10 harmonic or 40 GHz, whichever is appropriate.

3.6.6 Test Result of Emissions in Restricted Frequency Bands

Refer as Appendix F

4 Test Equipment and Calibration Data

Instrument	Manufacturer	Model No.	Serial No.	Characteristics	Calibration Date	Calibration Due Date	Remark
LISN	Schwarzbeck	NSLK 8127	8127650	9kHz ~ 30MHz	Nov. 21, 2018	Nov. 20, 2019	Conduction (CO02-CB)
LISN	Schwarzbeck	NSLK 8127	8127478	9kHz ~ 30MHz	Nov. 05, 2018	Nov. 04, 2019	Conduction (CO02-CB)
EMI Receiver	Agilent	N9038A	MY52260140	9kHz ~ 8.4GHz	Jan. 17, 2018	Jan. 16, 2019	Conduction (CO02-CB)
COND Cable	Woken	Cable	2	0.15MHz ~ 30MHz	Nov. 06, 2018	Nov. 05, 2019	Conduction (CO02-CB)
Software	Audix	E3	6.120210n	-	N.C.R.	N.C.R.	Conduction (CO02-CB)
BILOG ANTENNA with 6dB Attenuator	TESEQ & EMCI	CBL6112D & N-6-06	37880 & AT-N0609	20MHz ~ 2GHz	Aug. 27, 2018	Aug. 26, 2019	Radiation (03CH01-CB)
Loop Antenna	Teseq	HLA 6120	24155	9kHz - 30 MHz	Mar. 16, 2018	Mar. 15, 2019	Radiation (03CH01-CB)
Horn Antenna	EMCO	3115	00075790	750MHz ~ 18GHz	Nov. 13, 2018	Nov. 12, 2019	Radiation (03CH01-CB)
Horn Antenna	Schwarzbeck	BBHA 9170	BBHA9170252	15GHz ~ 40GHz	Jun. 28, 2018	Jun. 27, 2019	Radiation (03CH01-CB)
Pre-Amplifier	EMCI	EMC330N	980332	20MHz ~ 3GHz	May 02, 2018	May 01, 2019	Radiation (03CH01-CB)
Pre-Amplifier	Agilent	8449B	3008A02310	1GHz ~ 26.5GHz	Jan. 09, 2018	Jan. 08, 2019	Radiation (03CH01-CB)
Pre-Amplifier	MITEQ	TTA1840-35-HG	1864479	18GHz ~ 40GHz	Jul. 04, 2018	Jul. 03, 2019	Radiation (03CH01-CB)
Spectrum analyzer	R&S	FSP40	100080	9kHz~40GHz	Oct. 03, 2018	Oct. 02, 2019	Radiation (03CH01-CB)
EMI Test Receiver	R&S	ESCS	100359	9kHz ~ 2.75GHz	Jul. 03, 2018	Jul. 02, 2019	Radiation (03CH01-CB)
RF Cable-low	Woken	Low Cable-16+17	N/A	30 MHz ~ 1 GHz	Oct. 08, 2018	Oct. 07, 2019	Radiation (03CH01-CB)
RF Cable-high	Woken	High Cable-16	N/A	1 GHz ~ 18 GHz	Oct. 08, 2018	Oct. 07, 2019	Radiation (03CH01-CB)
RF Cable-high	Woken	High Cable-16+17	N/A	1 GHz ~ 18 GHz	Oct. 08, 2018	Oct. 07, 2019	Radiation (03CH01-CB)
RF Cable-high	Woken	High Cable-40G#1	N/A	18GHz ~ 40 GHz	Jul. 27, 2018	Jul. 26, 2019	Radiation (03CH01-CB)
RF Cable-high	Woken	High Cable-40G#2	N/A	18GHz ~ 40 GHz	Jul. 27, 2018	Jul. 26, 2019	Radiation (03CH01-CB)
Spectrum analyzer	R&S	FSV40	100979	9kHz~40GHz	Dec. 21, 2017	Dec. 20, 2018	Conducted (TH01-CB)

Instrument	Manufacturer	Model No.	Serial No.	Characteristics	Calibration Date	Calibration Due Date	Remark
RF Cable-high	Woken	RG402	High Cable-06	1 GHz – 26.5 GHz	Oct. 08, 2018	Oct. 07, 2019	Conducted (TH01-CB)
RF Cable-high	Woken	RG402	High Cable-07	1 GHz –26.5 GHz	Oct. 08, 2018	Oct. 07, 2019	Conducted (TH01-CB)
RF Cable-high	Woken	RG402	High Cable-08	1 GHz –26.5 GHz	Oct. 08, 2018	Oct. 07, 2019	Conducted (TH01-CB)
RF Cable-high	Woken	RG402	High Cable-09	1 GHz –26.5 GHz	Oct. 08, 2018	Oct. 07, 2019	Conducted (TH01-CB)
RF Cable-high	Woken	RG402	High Cable-10	1 GHz –26.5 GHz	Oct. 08, 2018	Oct. 07, 2019	Conducted (TH01-CB)
Power Sensor	Agilent	U2021XA	MY53410001	50MHz~18GHz	Nov. 05, 2018	Nov. 04, 2019	Conducted (TH01-CB)

Note: Calibration Interval of instruments listed above is one year.

N.C.R. means Non-Calibration required.

Test Mode	Mode 5	Frequency Range	0.15 MHz to 30 MHz

Line

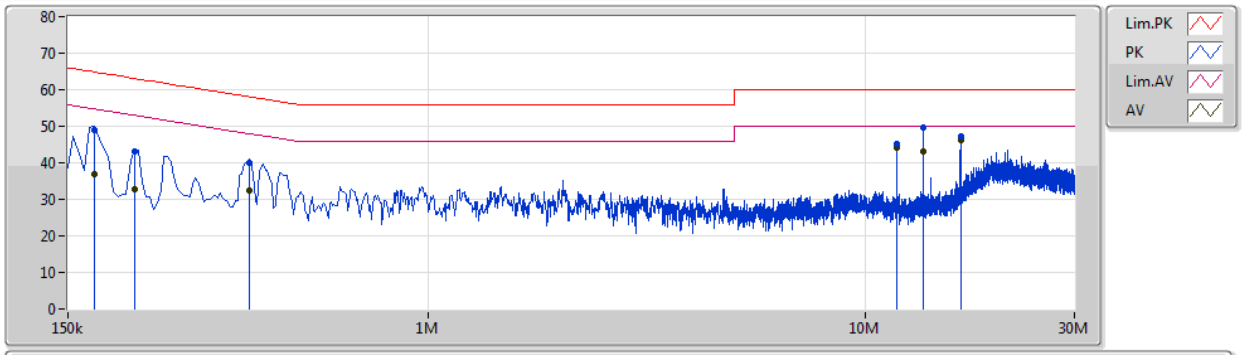

Type	Freq	Level	Limit	Margin	Factor	Condition	Comment	Raw	AF	CL	AT
	(Hz)	(dBuV)	(dBuV)	(dB)	(dB)			(dBuV)	(dB)	(dB)	(dB)
QP	172.5k	48.90	64.83	-15.93	10.18	Line	-	38.72	10.16	0.02	-
AV	172.5k	37.04	54.83	-17.79	10.18	Line	-	26.86	10.16	0.02	-
QP	213k	43.14	63.09	-19.95	10.18	Line	-	32.96	10.16	0.02	-
AV	213k	32.76	53.09	-20.33	10.18	Line	-	22.58	10.16	0.02	-
QP	388.5k	40.05	58.10	-18.05	10.18	Line	-	29.87	10.16	0.02	-
AV	388.5k	32.54	48.10	-15.56	10.18	Line	-	22.36	10.16	0.02	-
QP	11.76M	45.05	60.00	-14.95	10.43	Line	-	34.62	10.34	0.09	-
AV	11.76M	44.21	50.00	-5.79	10.43	Line	-	33.78	10.34	0.09	-
QP	13.56M	49.51	60.00	-10.49	10.46	Line	-	39.05	10.36	0.10	-
AV	13.56M	42.95	50.00	-7.05	10.46	Line	-	32.49	10.36	0.10	-
QP	16.463M	47.26	60.00	-12.74	10.49	Line	-	36.77	10.38	0.11	-
AV	16.463M	46.29	50.00	-3.71	10.49	Line	"Worst"	35.80	10.38	0.11	-

Neutral

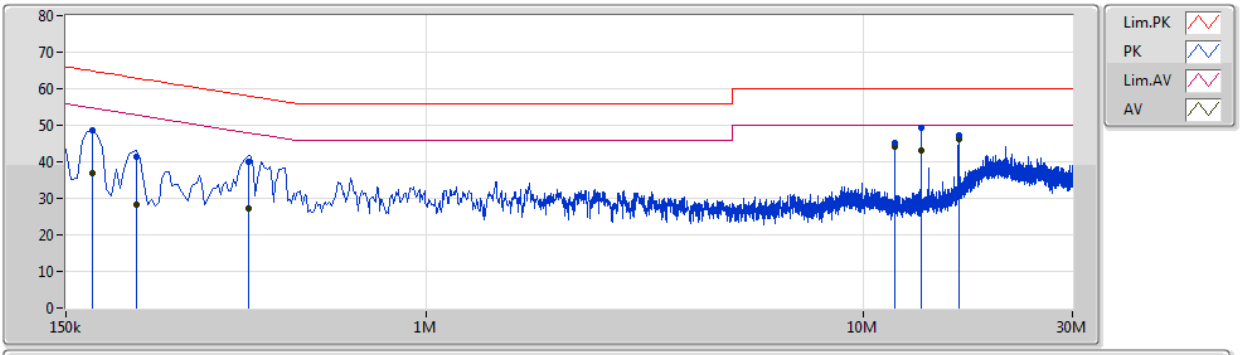

Type	Freq	Level	Limit	Margin	Factor	Condition	Comment	Raw	AF	CL	AT
	(Hz)	(dBuV)	(dBuV)	(dB)	(dB)			(dBuV)	(dB)	(dB)	(dB)
QP	172.5k	48.56	64.83	-16.27	10.19	Neutral	-	38.37	10.17	0.02	-
AV	172.5k	36.90	54.83	-17.93	10.19	Neutral	-	26.71	10.17	0.02	-
QP	217.5k	41.54	62.92	-21.38	10.19	Neutral	-	31.35	10.17	0.02	-
AV	217.5k	28.33	52.92	-24.59	10.19	Neutral	-	18.14	10.17	0.02	-
QP	393k	39.88	58.01	-18.13	10.19	Neutral	-	29.69	10.17	0.02	-
AV	393k	27.12	48.01	-20.89	10.19	Neutral	-	16.93	10.17	0.02	-
QP	11.76M	45.02	60.00	-14.98	10.43	Neutral	-	34.59	10.34	0.09	-
AV	11.76M	44.20	50.00	-5.80	10.43	Neutral	-	33.77	10.34	0.09	-
QP	13.56M	49.19	60.00	-10.81	10.46	Neutral	-	38.73	10.36	0.10	-
AV	13.56M	43.03	50.00	-6.97	10.46	Neutral	-	32.57	10.36	0.10	-
QP	16.467M	47.21	60.00	-12.79	10.48	Neutral	-	36.73	10.37	0.11	-
AV	16.467M	46.25	50.00	-3.75	10.48	Neutral	"Worst"	35.77	10.37	0.11	-

Summary

Mode	Max-N dB (Hz)	Max-OBW (Hz)	ITU-Code	Min-N dB (Hz)	Min-OBW (Hz)
2.4-2.4835GHz	-	-	-	-	-
802.11b_Nss1,(1Mbps)_1TX	9.525M	15.917M	15M9G1D	6.475M	11.944M
802.11g_Nss1,(6Mbps)_1TX	16.325M	23.388M	23M4D1D	16.3M	16.567M

Max-N dB = Maximum 6dB down bandwidth; **Max-OBW** = Maximum 99% occupied bandwidth;
Min-N dB = Minimum 6dB down bandwidth; **Min-OBW** = Minimum 99% occupied bandwidth;

Result

Mode	Result	Limit (Hz)	Port 1-N dB (Hz)	Port 1-OBW (Hz)
802.11b_Nss1,(1Mbps)_1TX	-	-	-	-
2412MHz	Pass	500k	6.55M	12.669M
2437MHz	Pass	500k	9.525M	15.917M
2462MHz	Pass	500k	6.475M	11.944M
802.11g_Nss1,(6Mbps)_1TX	-	-	-	-
2412MHz	Pass	500k	16.3M	16.592M
2437MHz	Pass	500k	16.325M	23.388M
2462MHz	Pass	500k	16.325M	16.567M

Port X-N dB = Port **X** 6dB down bandwidth; **Port X-OBW** = Port **X** 99% occupied bandwidth;

802.11b_Nss1,(1Mbps)_1TX EBW

2412MHz

06/12/2018

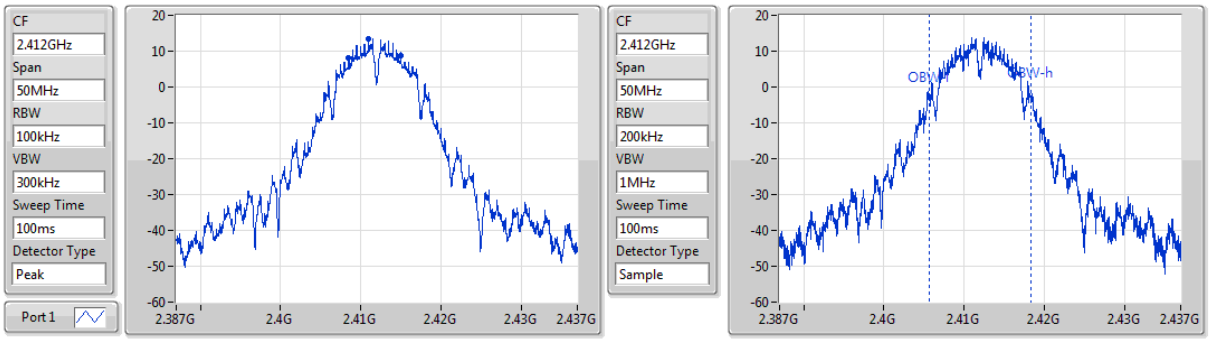

6dB(Hz)	Fl-6dB(Hz)	Fh-6dB(Hz)	OBW(Hz)	Fl-OBW(Hz)	Fh-OBW(Hz)	Limit(Hz)	Port
6.55M	2.408475G	2.415025G	12.669M	2.405603G	2.418272G	500k	1

802.11b_Nss1,(1Mbps)_1TX EBW

2437MHz

06/12/2018

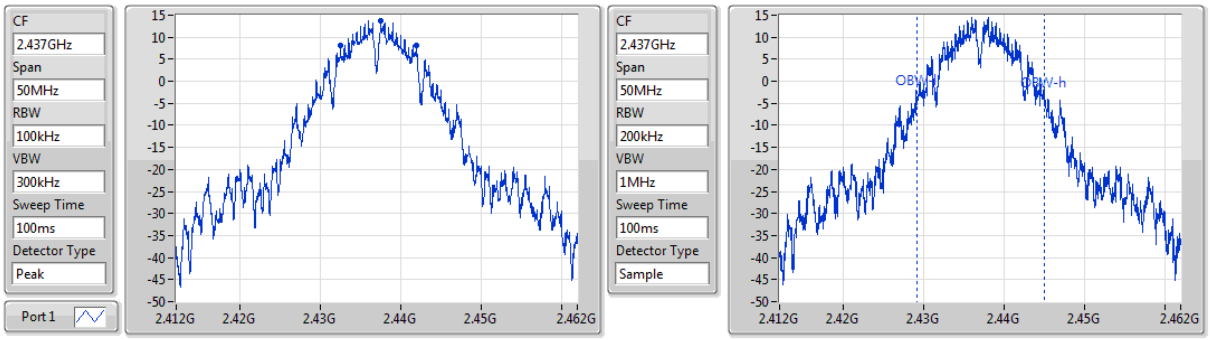

6dB(Hz)	Fl-6dB(Hz)	Fh-6dB(Hz)	OBW(Hz)	Fl-OBW(Hz)	Fh-OBW(Hz)	Limit(Hz)	Port
9.525M	2.43245G	2.441975G	15.917M	2.429129G	2.445046G	500k	1

802.11b_Nss1,(1Mbps)_1TX EBW

2462MHz

06/12/2018

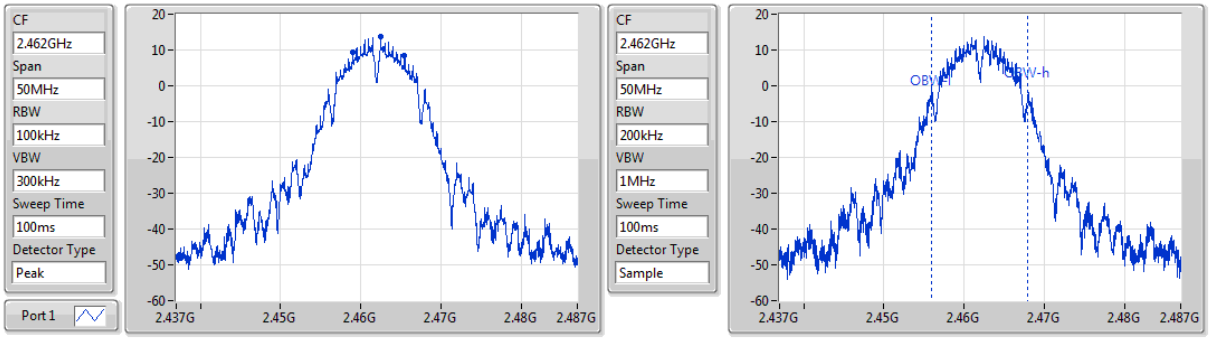

6dB(Hz)	Fl-6dB(Hz)	Fh-6dB(Hz)	OBW(Hz)	Fl-OBW(Hz)	Fh-OBW(Hz)	Limit(Hz)	Port
6.475M	2.459G	2.465475G	11.944M	2.455953G	2.467897G	500k	1

802.11g_Nss1,(6Mbps)_1TX EBW

2412MHz

06/12/2018

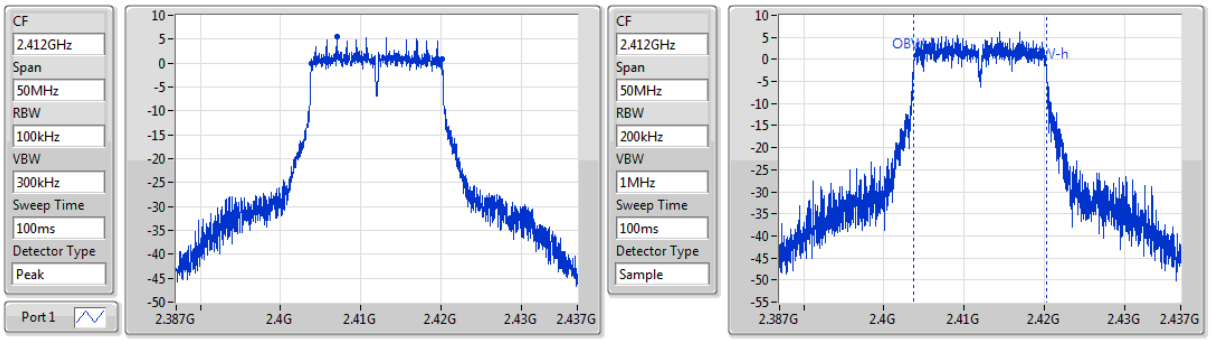

6dB(Hz)	Fl-6dB(Hz)	Fh-6dB(Hz)	OBW(Hz)	Fl-OBW(Hz)	Fh-OBW(Hz)	Limit(Hz)	Port
16.3M	2.403825G	2.420125G	16.592M	2.403704G	2.420296G	500k	1

802.11g_Nss1,(6Mbps)_1TX EBW

2437MHz

06/12/2018

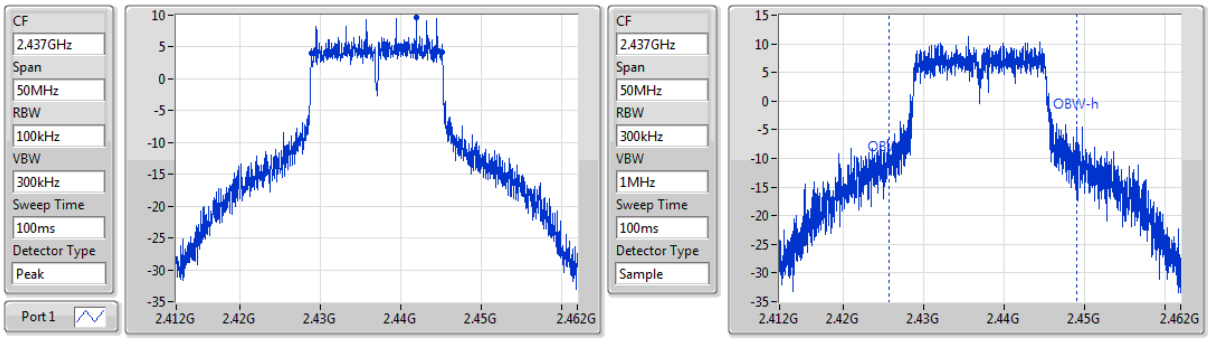

6dB(Hz)	Fl-6dB(Hz)	Fh-6dB(Hz)	OBW(Hz)	Fl-OBW(Hz)	Fh-OBW(Hz)	Limit(Hz)	Port
16.325M	2.428825G	2.44515G	23.388M	2.425656G	2.449044G	500k	1

802.11g_Nss1,(6Mbps)_1TX EBW

2462MHz

06/12/2018

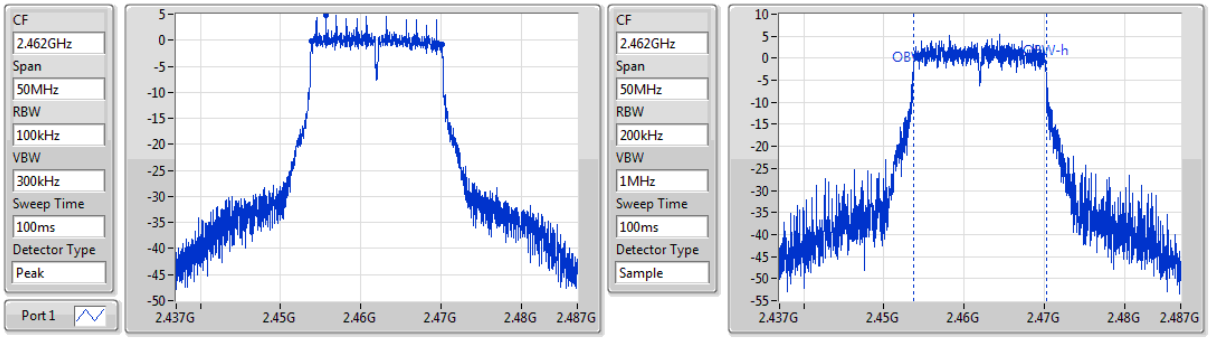

6dB(Hz)	Fl-6dB(Hz)	Fh-6dB(Hz)	OBW(Hz)	Fl-OBW(Hz)	Fh-OBW(Hz)	Limit(Hz)	Port
16.325M	2.453825G	2.47015G	16.567M	2.453654G	2.470221G	500k	1

Summary

Mode	Max-N dB (Hz)	Max-OBW (Hz)	ITU-Code	Min-N dB (Hz)	Min-OBW (Hz)
2.4-2.4835GHz	-	-	-	-	-
802.11ax HEW20_Nss1,(MCS0)_1TX	19M	24.388M	24M4D1D	18.675M	18.916M
802.11ax HEW40_Nss1,(MCS0)_1TX	37.5M	37.631M	37M6D1D	37.2M	37.431M

Max-N dB = Maximum 6dB down bandwidth; **Max-OBW** = Maximum 99% occupied bandwidth;
Min-N dB = Minimum 6dB down bandwidth; **Min-OBW** = Minimum 99% occupied bandwidth;

Result

Mode	Result	Limit (Hz)	Port 1-N dB (Hz)	Port 1-OBW (Hz)
802.11ax HEW20_Nss1,(MCS0)_1TX	-	-	-	-
2412MHz	Pass	500k	19M	18.941M
2437MHz	Pass	500k	18.675M	24.388M
2462MHz	Pass	500k	18.925M	18.916M
802.11ax HEW40_Nss1,(MCS0)_1TX	-	-	-	-
2422MHz	Pass	500k	37.5M	37.631M
2437MHz	Pass	500k	37.25M	37.631M
2452MHz	Pass	500k	37.2M	37.431M

Port X-N dB = Port **X** 6dB down bandwidth; **Port X-OBW** = Port **X** 99% occupied bandwidth;

802.11ax HEW20_Nss1,(MCS0)_1TX EBW

2412MHz

06/12/2018

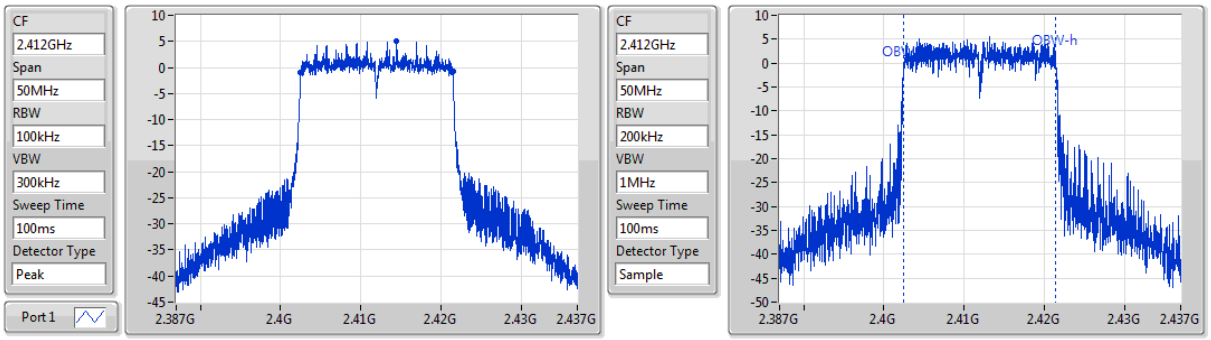

6dB(Hz)	Fl-6dB(Hz)	Fh-6dB(Hz)	OBW(Hz)	Fl-OBW(Hz)	Fh-OBW(Hz)	Limit(Hz)	Port
19M	2.402475G	2.421475G	18.941M	2.402505G	2.421445G	500k	1

802.11ax HEW20_Nss1,(MCS0)_1TX EBW

2437MHz

06/12/2018

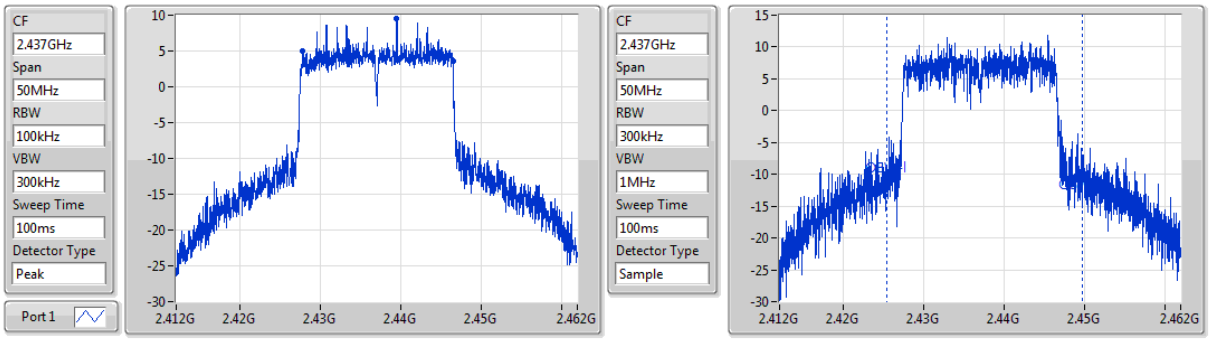

6dB(Hz)	Fl-6dB(Hz)	Fh-6dB(Hz)	OBW(Hz)	Fl-OBW(Hz)	Fh-OBW(Hz)	Limit(Hz)	Port
18.675M	2.4278G	2.446475G	24.388M	2.425356G	2.449744G	500k	1

802.11ax HEW20_Nss1,(MCS0)_1TX EBW

2462MHz

06/12/2018

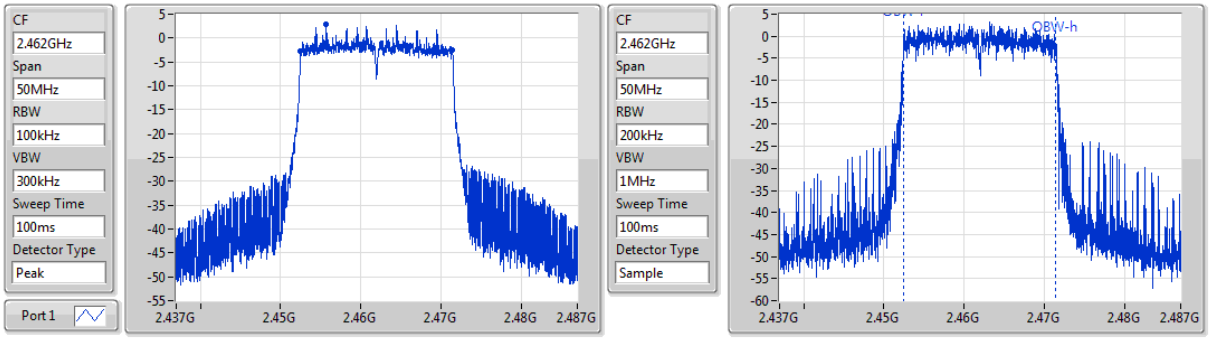

6dB(Hz)	Fl-6dB(Hz)	Fh-6dB(Hz)	OBW(Hz)	Fl-OBW(Hz)	Fh-OBW(Hz)	Limit(Hz)	Port
18.925M	2.4525G	2.471425G	18.916M	2.452505G	2.47142G	500k	1

802.11ax HEW40_Nss1,(MCS0)_1TX EBW

2422MHz

06/12/2018

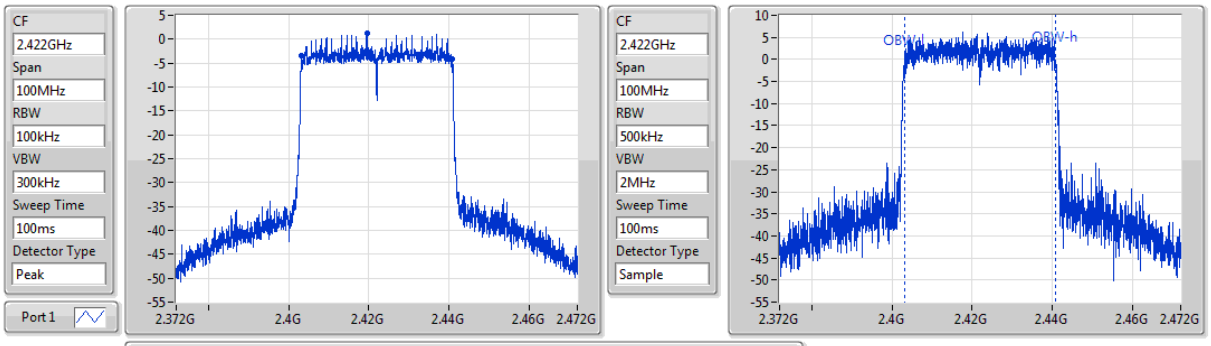

6dB(Hz)	Fl-6dB(Hz)	Fh-6dB(Hz)	OBW(Hz)	Fl-OBW(Hz)	Fh-OBW(Hz)	Limit(Hz)	Port
37.5M	2.40325G	2.44075G	37.631M	2.403159G	2.440791G	500k	1

802.11ax HEW40_Nss1,(MCS0)_1TX EBW

2437MHz

06/12/2018

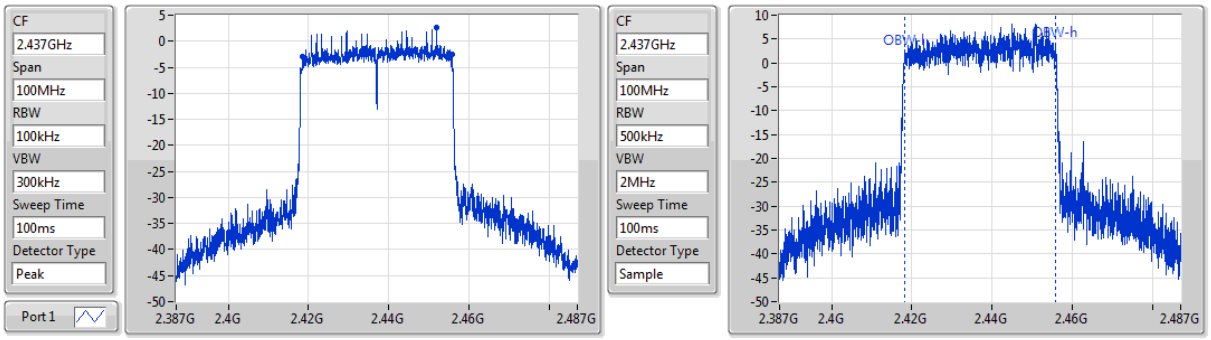

6dB(Hz)	Fl-6dB(Hz)	Fh-6dB(Hz)	OBW(Hz)	Fl-OBW(Hz)	Fh-OBW(Hz)	Limit(Hz)	Port
37.25M	2.4185G	2.45575G	37.631M	2.418209G	2.455841G	500k	1

802.11ax HEW40_Nss1,(MCS0)_1TX EBW

2452MHz

06/12/2018

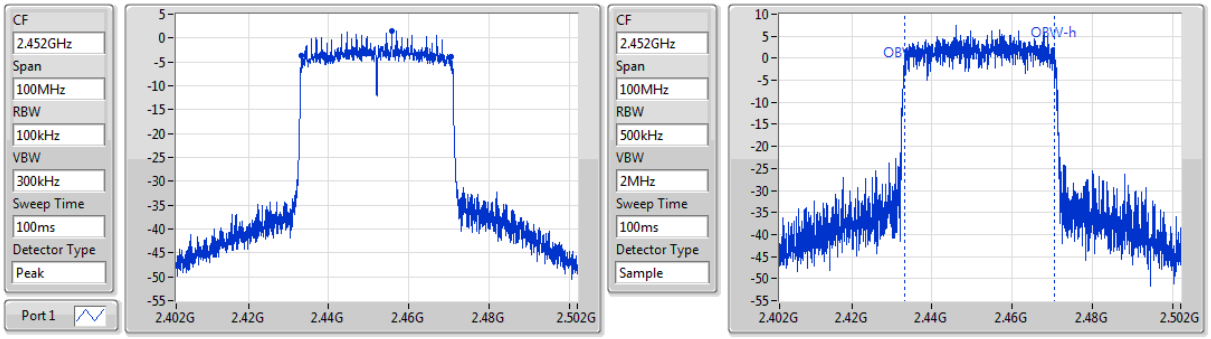

6dB(Hz)	Fl-6dB(Hz)	Fh-6dB(Hz)	OBW(Hz)	Fl-OBW(Hz)	Fh-OBW(Hz)	Limit(Hz)	Port
37.2M	2.43325G	2.47045G	37.431M	2.433209G	2.470641G	500k	1

Summary

Mode	Max-N dB (Hz)	Max-OBW (Hz)	ITU-Code	Min-N dB (Hz)	Min-OBW (Hz)
2.4-2.4835GHz	-	-	-	-	-
802.11ax HEW20_Nss2,(MCS0)_2TX	18.95M	20.49M	20M5D1D	18.725M	18.891M
802.11ax HEW40_Nss2,(MCS0)_2TX	37.6M	37.681M	37M7D1D	36.95M	37.231M

Max-N dB = Maximum 6dB down bandwidth; **Max-OBW** = Maximum 99% occupied bandwidth;
Min-N dB = Minimum 6dB down bandwidth; **Min-OBW** = Minimum 99% occupied bandwidth;

Result

Mode	Result	Limit (Hz)	Port 1-N dB (Hz)	Port 1-OBW (Hz)	Port 2-N dB (Hz)	Port 2-OBW (Hz)
802.11ax HEW20_Nss2,(MCS0)_2TX	-	-	-	-	-	-
2412MHz	Pass	500k	18.95M	18.916M	18.725M	18.891M
2437MHz	Pass	500k	18.8M	20.49M	18.825M	19.315M
2462MHz	Pass	500k	18.8M	18.966M	18.75M	18.991M
802.11ax HEW40_Nss2,(MCS0)_2TX	-	-	-	-	-	-
2422MHz	Pass	500k	36.95M	37.581M	37M	37.231M
2437MHz	Pass	500k	37.25M	37.531M	37.1M	37.631M
2452MHz	Pass	500k	36.95M	37.431M	37.6M	37.681M

Port X-N dB = Port **X** 6dB down bandwidth; **Port X-OBW** = Port **X** 99% occupied bandwidth;

802.11ax HEW20_Nss2,(MCS0)_2TX EBW

2412MHz

06/12/2018

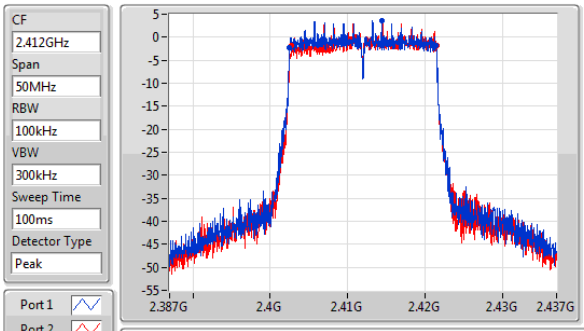

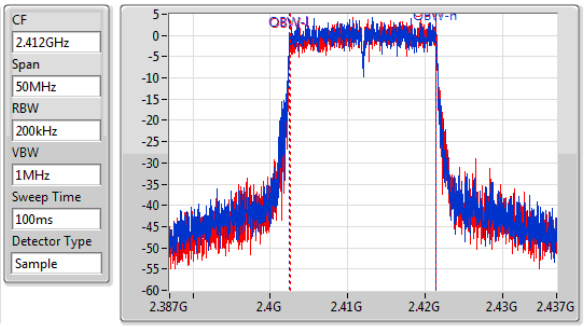

6dB(Hz)	Fl-6dB(Hz)	Fh-6dB(Hz)	OBW(Hz)	Fl-OBW(Hz)	Fh-OBW(Hz)	Limit(Hz)	Port
18.95M	2.4025G	2.42145G	18.916M	2.402505G	2.42142G	500k	1
18.725M	2.402775G	2.4215G	18.891M	2.40258G	2.42147G	500k	2

802.11ax HEW20_Nss2,(MCS0)_2TX EBW

2437MHz

06/12/2018

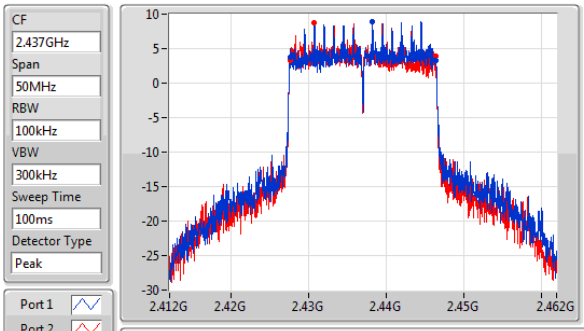

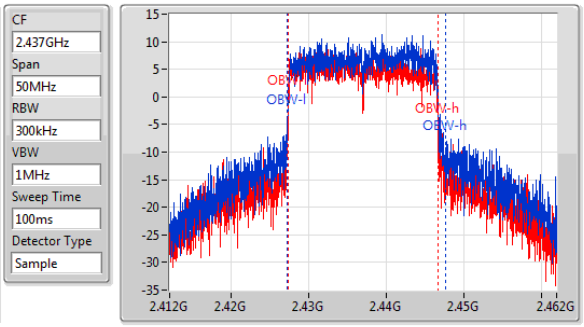

6dB(Hz)	Fl-6dB(Hz)	Fh-6dB(Hz)	OBW(Hz)	Fl-OBW(Hz)	Fh-OBW(Hz)	Limit(Hz)	Port
18.8M	2.427625G	2.446425G	20.49M	2.42713G	2.44762G	500k	1
18.825M	2.42755G	2.446375G	19.315M	2.42733G	2.446645G	500k	2

802.11ax HEW20_Nss2,(MCS0)_2TX EBW

2462MHz

06/12/2018

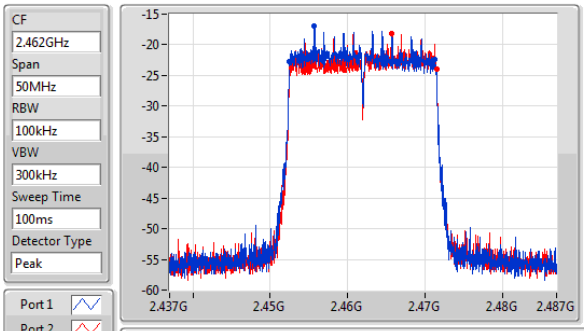

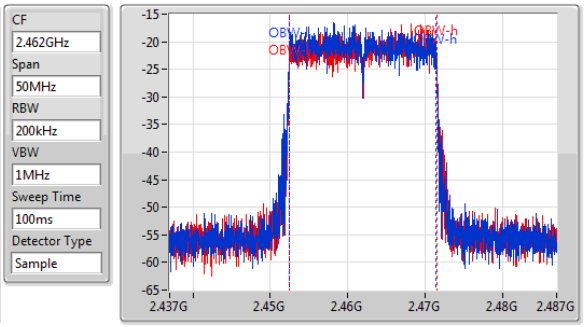

6dB(Hz)	Fl-6dB(Hz)	Fh-6dB(Hz)	OBW(Hz)	Fl-OBW(Hz)	Fh-OBW(Hz)	Limit(Hz)	Port
18.8M	2.4525G	2.4713G	18.966M	2.45248G	2.471445G	500k	1
18.75M	2.452725G	2.471475G	18.991M	2.452505G	2.471495G	500k	2

802.11ax HEW40_Nss2,(MCS0)_2TX EBW

2422MHz

06/12/2018

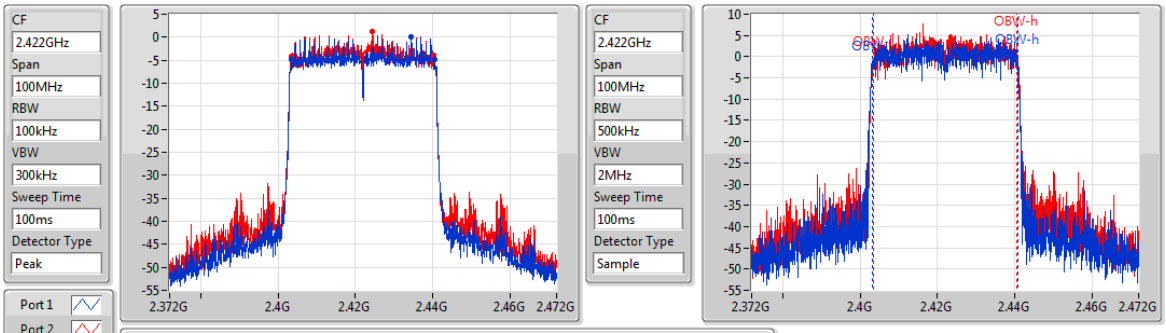

6dB(Hz)	Fl-6dB(Hz)	Fh-6dB(Hz)	OBW(Hz)	Fl-OBW(Hz)	Fh-OBW(Hz)	Limit(Hz)	Port
36.95M	2.40355G	2.4405G	37.581M	2.403159G	2.440741G	500k	1
37M	2.40335G	2.44035G	37.231M	2.403359G	2.440591G	500k	2

802.11ax HEW40_Nss2,(MCS0)_2TX EBW

2437MHz

06/12/2018

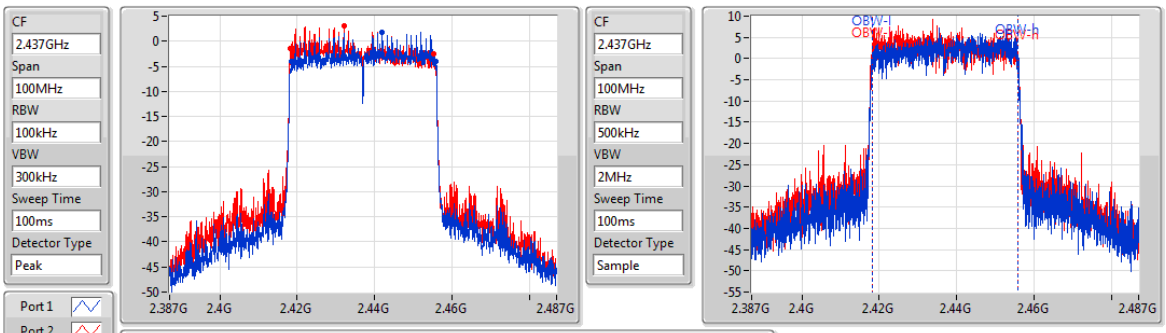

6dB(Hz)	Fl-6dB(Hz)	Fh-6dB(Hz)	OBW(Hz)	Fl-OBW(Hz)	Fh-OBW(Hz)	Limit(Hz)	Port
37.25M	2.4185G	2.45575G	37.531M	2.418209G	2.455741G	500k	1
37.1M	2.41825G	2.45535G	37.631M	2.418109G	2.455741G	500k	2

802.11ax HEW40_Nss2,(MCS0)_2TX EBW

2452MHz

06/12/2018

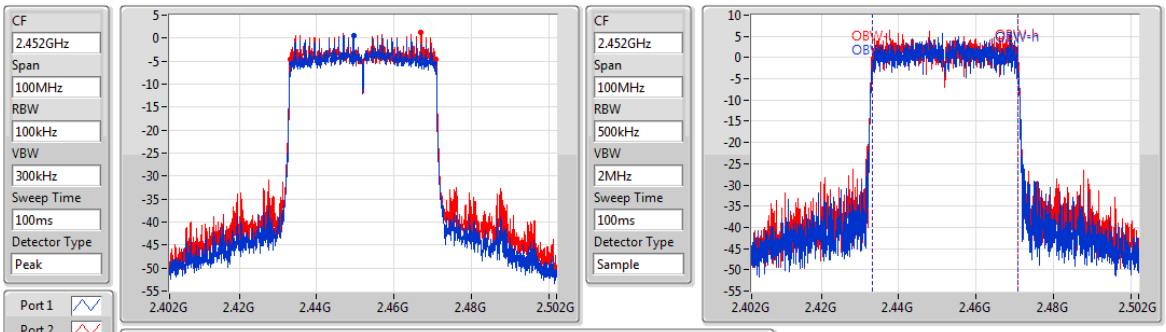

6dB(Hz)	Fl-6dB(Hz)	Fh-6dB(Hz)	OBW(Hz)	Fl-OBW(Hz)	Fh-OBW(Hz)	Limit(Hz)	Port
36.95M	2.43355G	2.4705G	37.431M	2.433259G	2.470691G	500k	1
37.6M	2.43315G	2.47075G	37.681M	2.433159G	2.470841G	500k	2

Summary

Mode	Max-N dB (Hz)	Max-OBW (Hz)	ITU-Code	Min-N dB (Hz)	Min-OBW (Hz)
2.4-2.4835GHz	-	-	-	-	-
802.11b_Nss1,(1Mbps)_4TX	7.55M	13.293M	13M3G1D	6.55M	10.745M
802.11g_Nss1,(6Mbps)_4TX	16.35M	16.767M	16M8D1D	16.05M	16.517M

Max-N dB = Maximum 6dB down bandwidth; **Max-OBW** = Maximum 99% occupied bandwidth;
Min-N dB = Minimum 6dB down bandwidth; **Min-OBW** = Minimum 99% occupied bandwidth;

Result

Mode	Result	Limit (Hz)	Port 1-N dB (Hz)	Port 1-OBW (Hz)	Port 2-N dB (Hz)	Port 2-OBW (Hz)	Port 3-N dB (Hz)	Port 3-OBW (Hz)	Port 4-N dB (Hz)	Port 4-OBW (Hz)
802.11b_Nss1,(1Mbps)_4TX	-	-	-	-	-	-	-	-	-	-
2412MHz	Pass	500k	7.05M	11.919M	7.55M	11.369M	7.525M	11.719M	7.05M	11.919M
2437MHz	Pass	500k	7.05M	12.994M	7.5M	12.369M	7.5M	13.293M	7.525M	12.994M
2462MHz	Pass	500k	6.55M	11.269M	6.55M	10.745M	6.55M	11.244M	6.55M	11.569M
802.11g_Nss1,(6Mbps)_4TX	-	-	-	-	-	-	-	-	-	-
2412MHz	Pass	500k	16.35M	16.567M	16.3M	16.542M	16.3M	16.517M	16.35M	16.567M
2437MHz	Pass	500k	16.325M	16.742M	16.05M	16.742M	16.35M	16.767M	16.3M	16.742M
2462MHz	Pass	500k	16.35M	16.567M	16.325M	16.567M	16.3M	16.617M	16.35M	16.592M

Port X-N dB = Port **X** 6dB down bandwidth; **Port X-OBW** = Port **X** 99% occupied bandwidth;

802.11b_Nss1,(1Mbps)_4TX EBW

2412MHz

06/12/2018

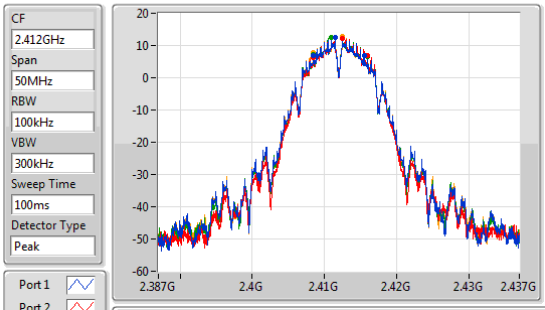

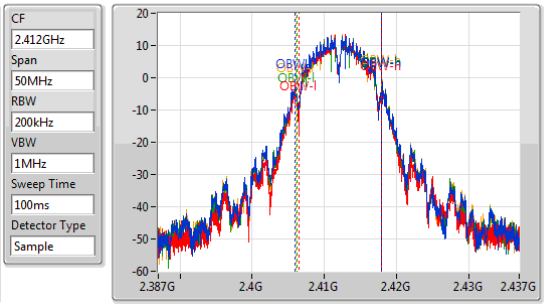

6dB(Hz)	Fl-6dB(Hz)	Fh-6dB(Hz)	OBW(Hz)	Fl-OBW(Hz)	Fh-OBW(Hz)	Limit(Hz)	Port
7.05M	2.408475G	2.415525G	11.919M	2.406003G	2.417922G	500k	1
7.55M	2.40845G	2.416G	11.369M	2.406528G	2.417897G	500k	2
7.525M	2.40845G	2.415975G	11.719M	2.406203G	2.417922G	500k	3
7.05M	2.408475G	2.415525G	11.919M	2.406053G	2.417972G	500k	4

802.11b_Nss1,(1Mbps)_4TX EBW

2437MHz

06/12/2018

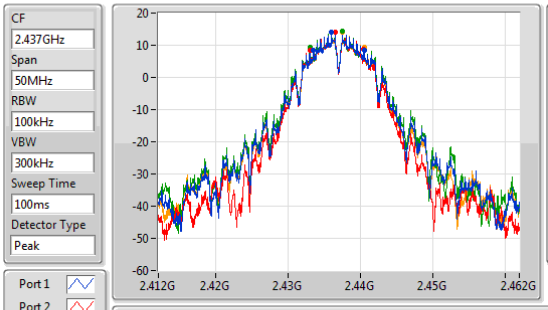

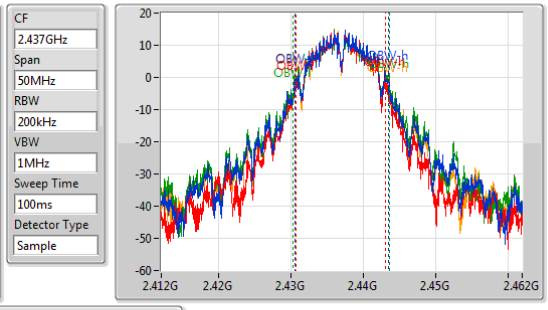

6dB(Hz)	Fl-6dB(Hz)	Fh-6dB(Hz)	OBW(Hz)	Fl-OBW(Hz)	Fh-OBW(Hz)	Limit(Hz)	Port
7.05M	2.433475G	2.440525G	12.994M	2.430478G	2.443472G	500k	1
7.5M	2.432975G	2.440475G	12.369M	2.430703G	2.443072G	500k	2
7.5M	2.433G	2.4405G	13.293M	2.430303G	2.443597G	500k	3
7.525M	2.432975G	2.4405G	12.994M	2.430478G	2.443472G	500k	4

802.11b_Nss1,(1Mbps)_4TX EBW

2462MHz

06/12/2018

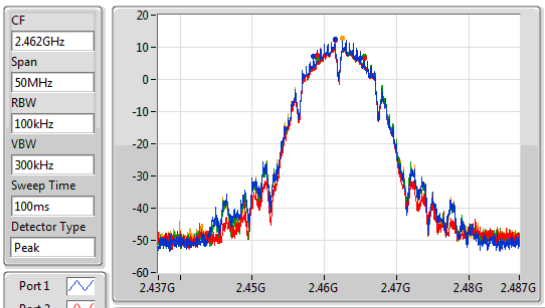

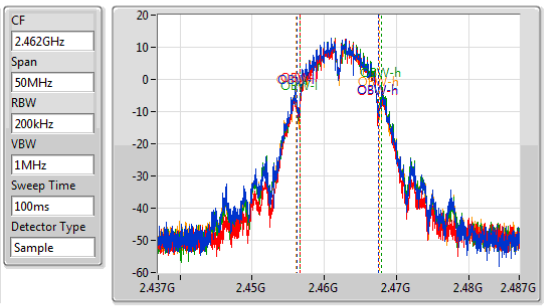

6dB(Hz)	Fl-6dB(Hz)	Fh-6dB(Hz)	OBW(Hz)	Fl-OBW(Hz)	Fh-OBW(Hz)	Limit(Hz)	Port
6.55M	2.458475G	2.465025G	11.269M	2.456228G	2.467497G	500k	1
6.55M	2.45895G	2.4655G	10.745M	2.456703G	2.467447G	500k	2
6.55M	2.45895G	2.4655G	11.244M	2.456628G	2.467872G	500k	3
6.55M	2.45895G	2.4655G	11.569M	2.456128G	2.467697G	500k	4

802.11g_Nss1,(6Mbps)_4TX EBW

2412MHz

06/12/2018

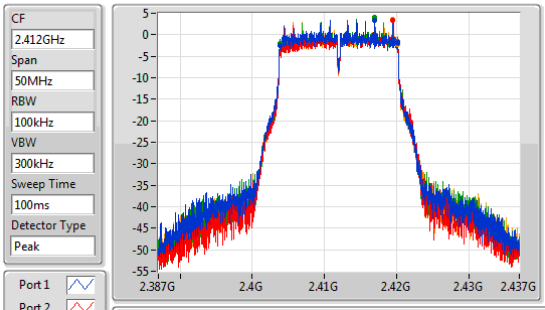

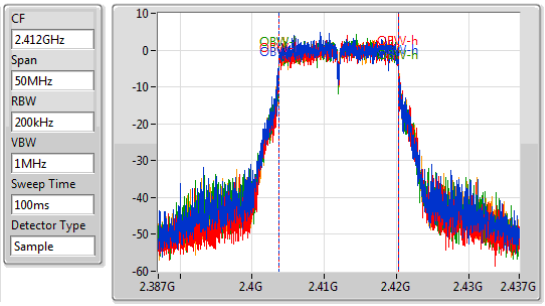

6dB(Hz)	Fl-6dB(Hz)	Fh-6dB(Hz)	OBW(Hz)	Fl-OBW(Hz)	Fh-OBW(Hz)	Limit(Hz)	Port
16.35M	2.4038G	2.42015G	16.567M	2.403679G	2.420246G	500k	1
16.3M	2.40385G	2.42015G	16.542M	2.403754G	2.420296G	500k	2
16.3M	2.40385G	2.42015G	16.517M	2.403754G	2.420271G	500k	3
16.35M	2.403825G	2.420175G	16.567M	2.403754G	2.420321G	500k	4

802.11g_Nss1,(6Mbps)_4TX EBW

2437MHz

06/12/2018

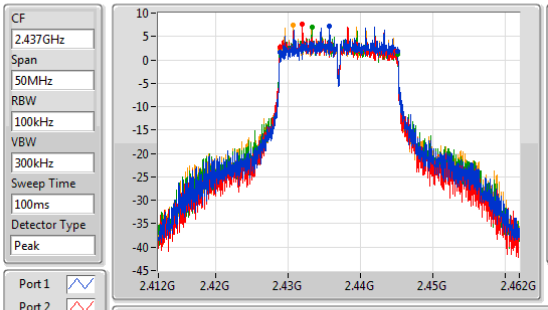

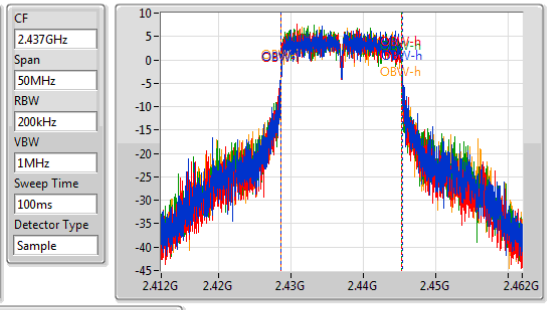

6dB(Hz)	Fl-6dB(Hz)	Fh-6dB(Hz)	OBW(Hz)	Fl-OBW(Hz)	Fh-OBW(Hz)	Limit(Hz)	Port
16.325M	2.428825G	2.44515G	16.742M	2.428629G	2.445371G	500k	1
16.05M	2.428825G	2.444875G	16.742M	2.428579G	2.445321G	500k	2
16.35M	2.4288G	2.44515G	16.767M	2.428579G	2.445346G	500k	3
16.3M	2.428825G	2.445125G	16.742M	2.428579G	2.445321G	500k	4

802.11g_Nss1,(6Mbps)_4TX EBW

2462MHz

06/12/2018

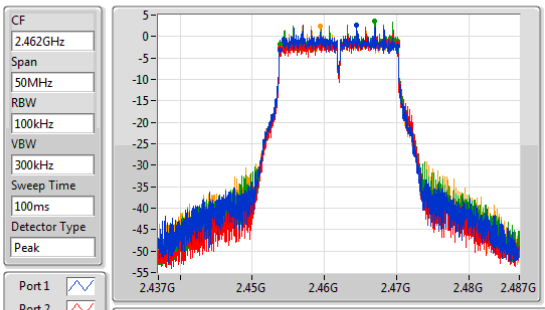

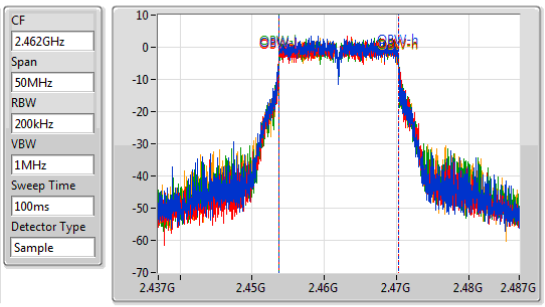

6dB(Hz)	Fl-6dB(Hz)	Fh-6dB(Hz)	OBW(Hz)	Fl-OBW(Hz)	Fh-OBW(Hz)	Limit(Hz)	Port
16.35M	2.4538G	2.47015G	16.567M	2.453679G	2.470246G	500k	1
16.325M	2.453825G	2.47015G	16.567M	2.453729G	2.470296G	500k	2
16.3M	2.45385G	2.47015G	16.617M	2.453729G	2.470346G	500k	3
16.35M	2.4538G	2.47015G	16.592M	2.453679G	2.470271G	500k	4

Summary

Mode	Max-N dB (Hz)	Max-OBW (Hz)	ITU-Code	Min-N dB (Hz)	Min-OBW (Hz)
2.4-2.4835GHz	-	-	-	-	-
802.11ax HEW20_Nss1,(MCS0)_4TX	18.975M	19.015M	19M0D1D	18.1M	18.916M
802.11ax HEW40_Nss1,(MCS0)_4TX	37.75M	37.831M	37M8D1D	36.05M	37.281M

Max-N dB = Maximum 6dB down bandwidth; **Max-OBW** = Maximum 99% occupied bandwidth;
Min-N dB = Minimum 6dB down bandwidth; **Min-OBW** = Minimum 99% occupied bandwidth;

Result

Mode	Result	Limit (Hz)	Port 1-N dB (Hz)	Port 1-OBW (Hz)	Port 2-N dB (Hz)	Port 2-OBW (Hz)	Port 3-N dB (Hz)	Port 3-OBW (Hz)	Port 4-N dB (Hz)	Port 4-OBW (Hz)
802.11ax HEW20_Nss1,(MCS0)_4TX	-	-	-	-	-	-	-	-	-	-
2412MHz	Pass	500k	18.925M	18.966M	18.1M	18.991M	18.5M	18.916M	18.9M	18.991M
2437MHz	Pass	500k	18.875M	18.991M	18.925M	18.991M	18.85M	19.015M	18.85M	18.991M
2462MHz	Pass	500k	18.95M	18.941M	18.975M	18.941M	18.975M	18.941M	18.95M	18.991M
802.11ax HEW40_Nss1,(MCS0)_4TX	-	-	-	-	-	-	-	-	-	-
2422MHz	Pass	500k	37.5M	37.581M	37.05M	37.331M	36.05M	37.281M	36.55M	37.531M
2437MHz	Pass	500k	37M	37.531M	37M	37.581M	37.2M	37.681M	37.2M	37.531M
2452MHz	Pass	500k	37.3M	37.381M	37.65M	37.831M	37.75M	37.581M	37.65M	37.481M

Port X-N dB = Port **X** 6dB down bandwidth; **Port X-OBW** = Port **X** 99% occupied bandwidth;

802.11ax HEW20_Nss1,(MCS0)_4TX EBW

2412MHz

06/12/2018

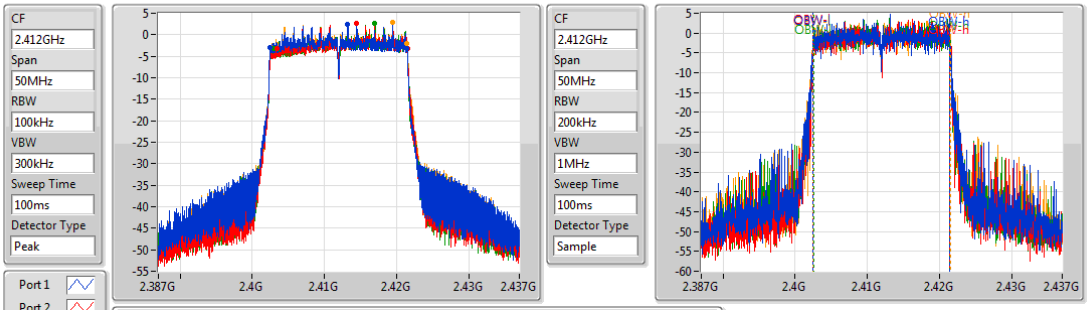

6dB(Hz)	Fl-6dB(Hz)	Fh-6dB(Hz)	OBW(Hz)	Fl-OBW(Hz)	Fh-OBW(Hz)	Limit(Hz)	Port
18.925M	2.4025G	2.421425G	18.966M	2.40248G	2.421445G	500k	1
18.1M	2.403375G	2.421475G	18.991M	2.40248G	2.42147G	500k	2
18.5M	2.402975G	2.421475G	18.916M	2.402555G	2.42147G	500k	3
18.9M	2.40255G	2.42145G	18.991M	2.402505G	2.421495G	500k	4

802.11ax HEW20_Nss1,(MCS0)_4TX EBW

2437MHz

06/12/2018

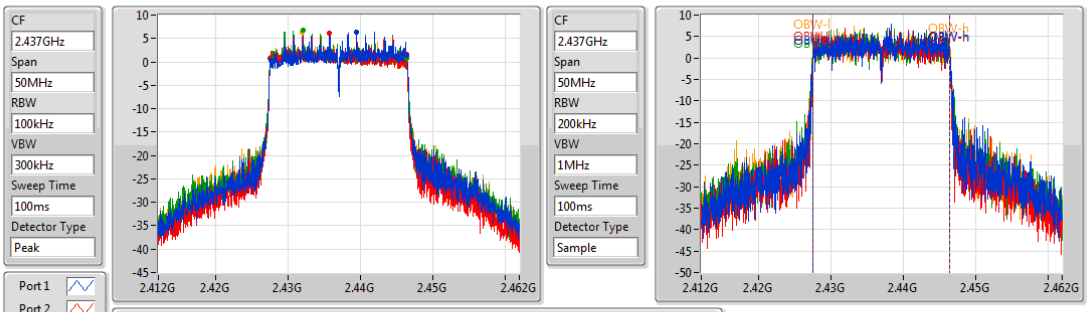

6dB(Hz)	Fl-6dB(Hz)	Fh-6dB(Hz)	OBW(Hz)	Fl-OBW(Hz)	Fh-OBW(Hz)	Limit(Hz)	Port
18.875M	2.42755G	2.446425G	18.991M	2.42748G	2.44647G	500k	1
18.925M	2.4275G	2.446425G	18.991M	2.427455G	2.446445G	500k	2
18.85M	2.427575G	2.446425G	19.015M	2.42743G	2.446445G	500k	3
18.85M	2.4276G	2.44645G	18.991M	2.42748G	2.44647G	500k	4

802.11ax HEW20_Nss1,(MCS0)_4TX EBW

2462MHz

06/12/2018

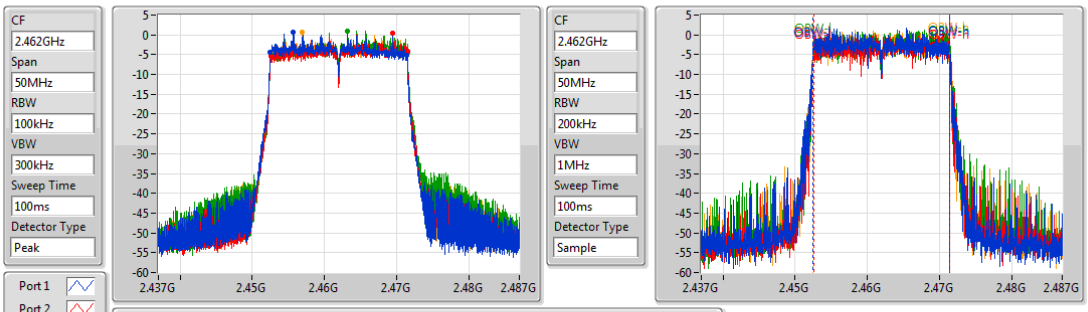

6dB(Hz)	Fl-6dB(Hz)	Fh-6dB(Hz)	OBW(Hz)	Fl-OBW(Hz)	Fh-OBW(Hz)	Limit(Hz)	Port
18.95M	2.4525G	2.47145G	18.941M	2.45248G	2.47142G	500k	1
18.975M	2.45255G	2.471525G	18.941M	2.45253G	2.47147G	500k	2
18.975M	2.45255G	2.471525G	18.941M	2.45253G	2.47147G	500k	3
18.95M	2.45255G	2.4715G	18.991M	2.45248G	2.47147G	500k	4

802.11ax HEW40_Nss1,(MCS0)_4TX EBW

2422MHz

06/12/2018

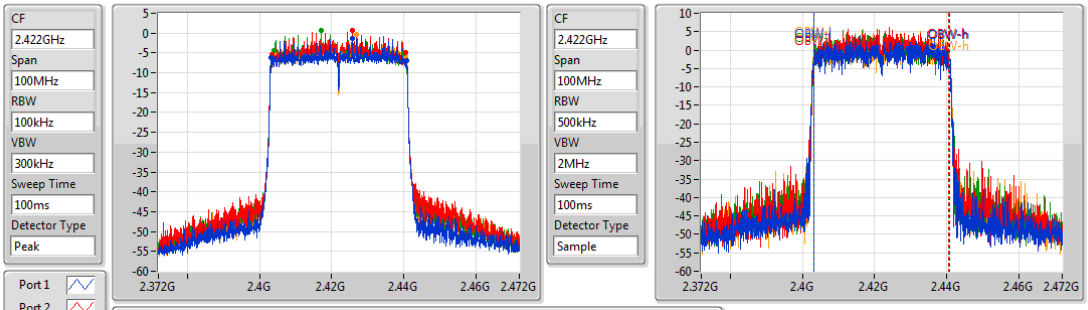

6dB(Hz)	Fl-6dB(Hz)	Fh-6dB(Hz)	OBW(Hz)	Fl-OBW(Hz)	Fh-OBW(Hz)	Limit(Hz)	Port
37.5M	2.40325G	2.44075G	37.581M	2.403209G	2.440791G	500k	1
37.05M	2.40345G	2.4405G	37.331M	2.403309G	2.440641G	500k	2
36.05M	2.40405G	2.4401G	37.281M	2.403309G	2.440591G	500k	3
36.55M	2.404G	2.44055G	37.531M	2.403159G	2.440691G	500k	4

802.11ax HEW40_Nss1,(MCS0)_4TX EBW

2437MHz

06/12/2018

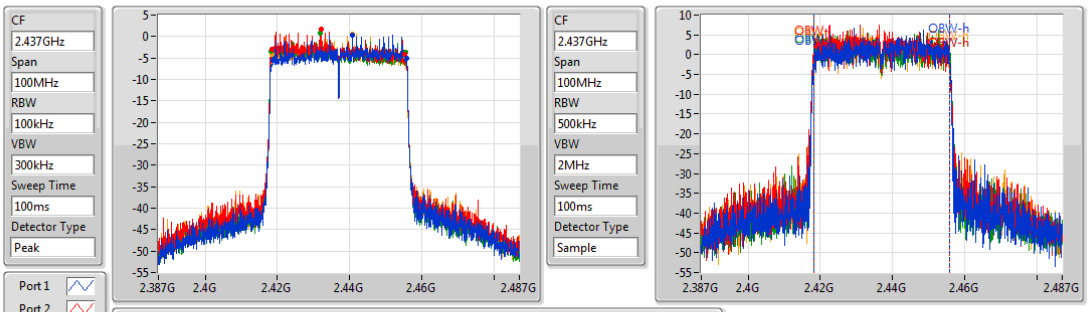

6dB(Hz)	Fl-6dB(Hz)	Fh-6dB(Hz)	OBW(Hz)	Fl-OBW(Hz)	Fh-OBW(Hz)	Limit(Hz)	Port
37M	2.4187G	2.4557G	37.531M	2.418259G	2.455791G	500k	1
37M	2.41835G	2.45535G	37.581M	2.418109G	2.455691G	500k	2
37.2M	2.41825G	2.45545G	37.681M	2.418109G	2.455791G	500k	3
37.2M	2.41835G	2.45555G	37.531M	2.418159G	2.455691G	500k	4

802.11ax HEW40_Nss1,(MCS0)_4TX EBW

2452MHz

06/12/2018

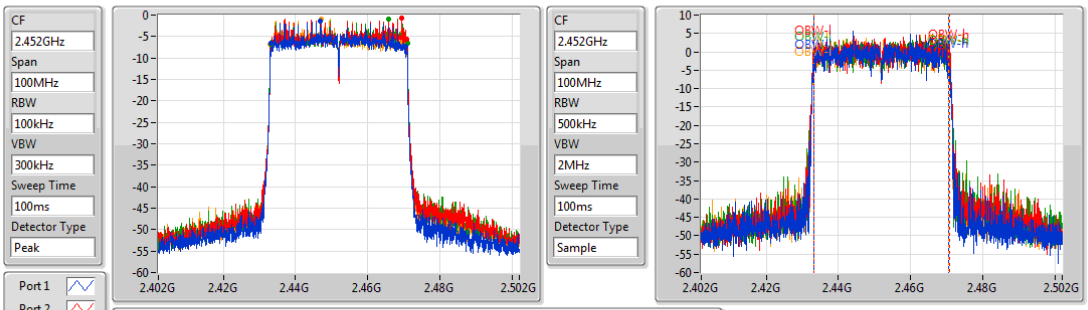

6dB(Hz)	Fl-6dB(Hz)	Fh-6dB(Hz)	OBW(Hz)	Fl-OBW(Hz)	Fh-OBW(Hz)	Limit(Hz)	Port
37.3M	2.4332G	2.4705G	37.381M	2.433209G	2.470591G	500k	1
37.65M	2.4331G	2.47075G	37.831M	2.433059G	2.470891G	500k	2
37.75M	2.4332G	2.47095G	37.581M	2.433209G	2.470791G	500k	3
37.65M	2.43305G	2.4707G	37.481M	2.433159G	2.470641G	500k	4

Summary

Mode	Max-N dB (Hz)	Max-OBW (Hz)	ITU-Code	Min-N dB (Hz)	Min-OBW (Hz)
2.4-2.4835GHz	-	-	-	-	-
802.11ax HEW20-BF_Nss1,(MCS0)_4TX	19.075M	18.991M	19M0D1D	18.425M	18.891M
802.11ax HEW40-BF_Nss1,(MCS0)_4TX	37.65M	37.681M	37M7D1D	36.1M	37.281M

Max-N dB = Maximum 6dB down bandwidth; **Max-OBW** = Maximum 99% occupied bandwidth;
Min-N dB = Minimum 6dB down bandwidth; **Min-OBW** = Minimum 99% occupied bandwidth;

Result

Mode	Result	Limit (Hz)	Port 1-N dB (Hz)	Port 1-OBW (Hz)	Port 2-N dB (Hz)	Port 2-OBW (Hz)	Port 3-N dB (Hz)	Port 3-OBW (Hz)	Port 4-N dB (Hz)	Port 4-OBW (Hz)
802.11ax HEW20-BF_Nss1,(MCS0)_4TX	-	-	-	-	-	-	-	-	-	-
2412MHz	Pass	500k	18.925M	18.991M	18.425M	18.891M	18.8M	18.891M	18.95M	18.941M
2437MHz	Pass	500k	18.975M	18.991M	19.075M	18.941M	19.05M	18.966M	19.025M	18.966M
2462MHz	Pass	500k	18.95M	18.966M	18.975M	18.966M	18.775M	18.991M	19.05M	18.916M
802.11ax HEW40-BF_Nss1,(MCS0)_4TX	-	-	-	-	-	-	-	-	-	-
2422MHz	Pass	500k	37.55M	37.581M	36.1M	37.381M	36.4M	37.331M	36.8M	37.281M
2437MHz	Pass	500k	37.5M	37.481M	37.2M	37.531M	37.4M	37.681M	37.15M	37.531M
2452MHz	Pass	500k	37.25M	37.631M	37.5M	37.581M	37.45M	37.631M	37.65M	37.581M

Port X-N dB = Port **X** 6dB down bandwidth; **Port X-OBW** = Port **X** 99% occupied bandwidth;

802.11ax HEW20-BF_Nss1,(MCS0)_4TX EBW

2412MHz

07/12/2018

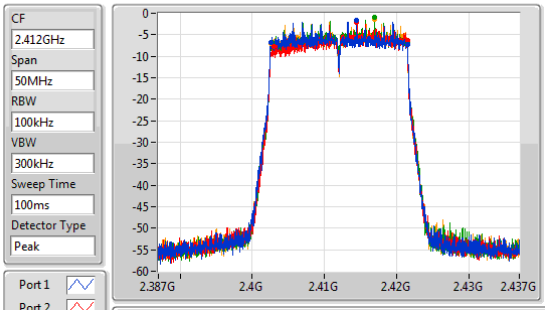

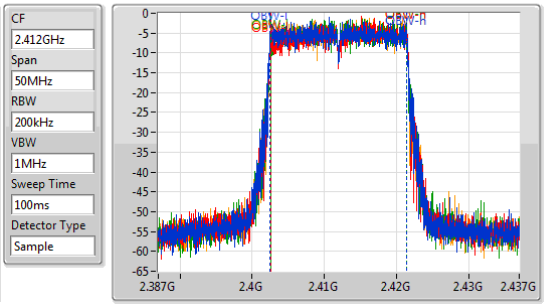

6dB(Hz)	Fl-6dB(Hz)	Fh-6dB(Hz)	OBW(Hz)	Fl-OBW(Hz)	Fh-OBW(Hz)	Limit(Hz)	Port
18.925M	2.40255G	2.421475G	18.991M	2.40248G	2.42147G	500k	1
18.425M	2.403075G	2.4215G	18.891M	2.40258G	2.42147G	500k	2
18.8M	2.402725G	2.421525G	18.891M	2.402555G	2.421445G	500k	3
18.95M	2.402575G	2.421525G	18.941M	2.40253G	2.42147G	500k	4

802.11ax HEW20-BF_Nss1,(MCS0)_4TX EBW

2437MHz

07/12/2018

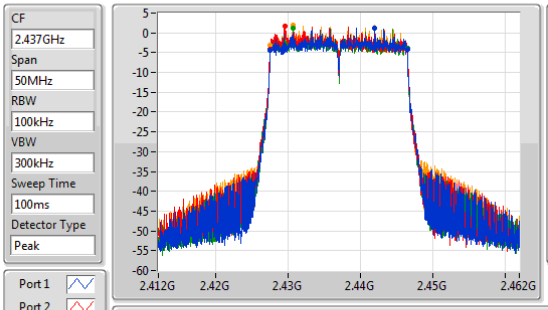

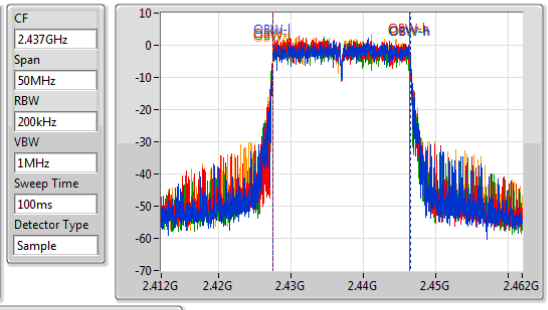

6dB(Hz)	Fl-6dB(Hz)	Fh-6dB(Hz)	OBW(Hz)	Fl-OBW(Hz)	Fh-OBW(Hz)	Limit(Hz)	Port
18.975M	2.427525G	2.4465G	18.991M	2.427505G	2.446495G	500k	1
19.075M	2.42745G	2.446525G	18.941M	2.42748G	2.44642G	500k	2
19.05M	2.427475G	2.446525G	18.966M	2.42748G	2.446445G	500k	3
19.025M	2.427475G	2.4465G	18.966M	2.42748G	2.446445G	500k	4

802.11ax HEW20-BF_Nss1,(MCS0)_4TX EBW

2462MHz

07/12/2018

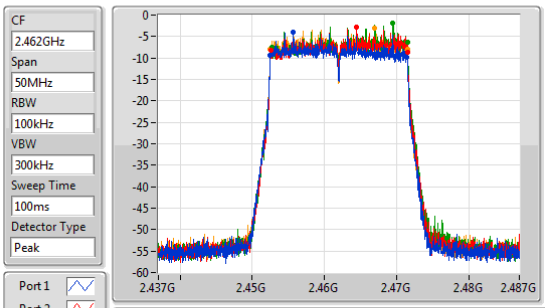

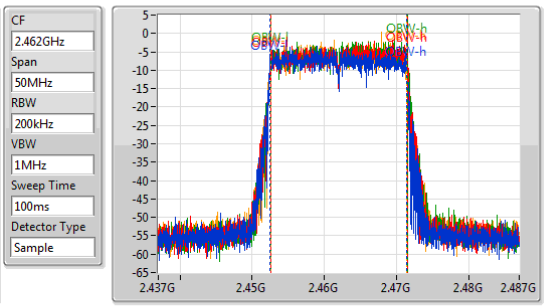

6dB(Hz)	Fl-6dB(Hz)	Fh-6dB(Hz)	OBW(Hz)	Fl-OBW(Hz)	Fh-OBW(Hz)	Limit(Hz)	Port
18.95M	2.4525G	2.47145G	18.966M	2.45248G	2.471445G	500k	1
18.975M	2.452575G	2.47155G	18.966M	2.45253G	2.471495G	500k	2
18.775M	2.45275G	2.471525G	18.991M	2.45253G	2.47152G	500k	3
19.05M	2.452475G	2.471525G	18.916M	2.45253G	2.471445G	500k	4

802.11ax HEW40-BF_Nss1,(MCS0)_4TX EBW

2422MHz

07/12/2018

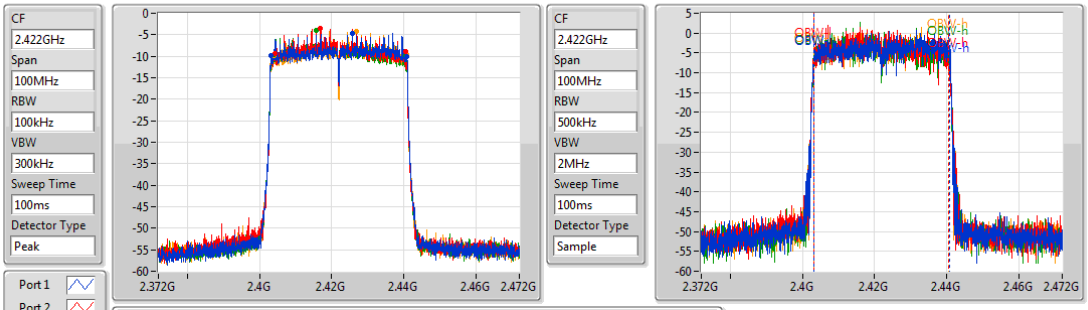

6dB(Hz)	Fl-6dB(Hz)	Fh-6dB(Hz)	OBW(Hz)	Fl-OBW(Hz)	Fh-OBW(Hz)	Limit(Hz)	Port
37.55M	2.4032G	2.44075G	37.581M	2.403259G	2.440841G	500k	1
36.1M	2.40435G	2.44045G	37.381M	2.403259G	2.440641G	500k	2
36.4M	2.40405G	2.44045G	37.331M	2.403209G	2.440541G	500k	3
36.8M	2.40395G	2.44075G	37.281M	2.403309G	2.440591G	500k	4

802.11ax HEW40-BF_Nss1,(MCS0)_4TX EBW

2437MHz

07/12/2018

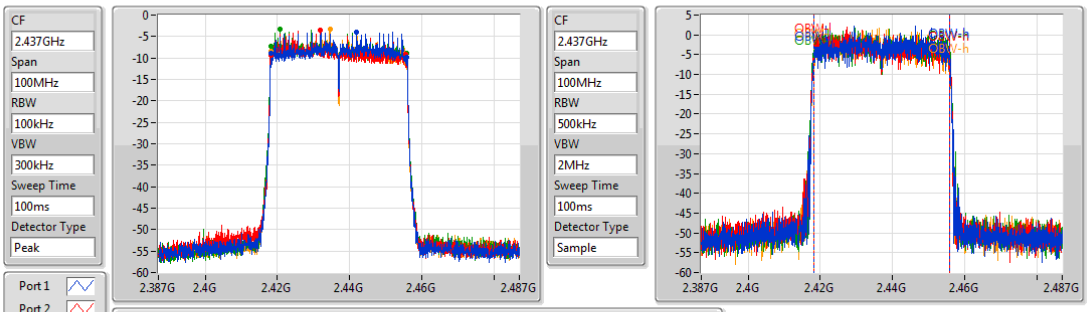

6dB(Hz)	Fl-6dB(Hz)	Fh-6dB(Hz)	OBW(Hz)	Fl-OBW(Hz)	Fh-OBW(Hz)	Limit(Hz)	Port
37.5M	2.41825G	2.45575G	37.481M	2.418259G	2.455741G	500k	1
37.2M	2.4182G	2.4554G	37.531M	2.418159G	2.455691G	500k	2
37.4M	2.4183G	2.4557G	37.681M	2.418109G	2.455791G	500k	3
37.15M	2.41825G	2.4554G	37.531M	2.418159G	2.455691G	500k	4

802.11ax HEW40-BF_Nss1,(MCS0)_4TX EBW

2452MHz

07/12/2018

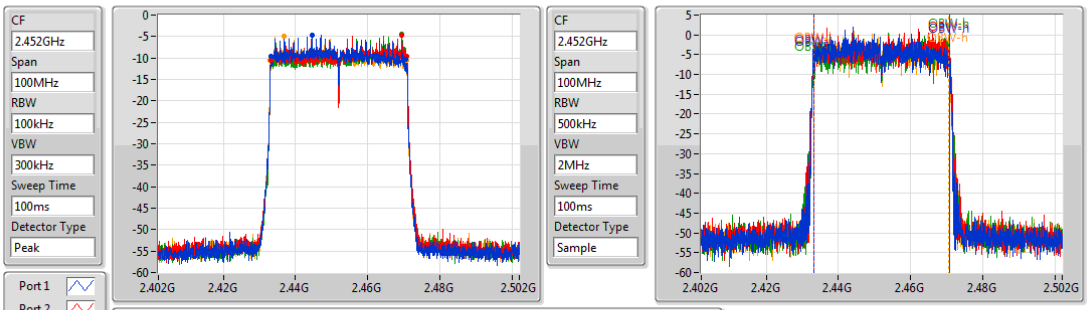

6dB(Hz)	Fl-6dB(Hz)	Fh-6dB(Hz)	OBW(Hz)	Fl-OBW(Hz)	Fh-OBW(Hz)	Limit(Hz)	Port
37.25M	2.4332G	2.47045G	37.631M	2.433109G	2.470741G	500k	1
37.5M	2.4333G	2.4708G	37.581M	2.433259G	2.470841G	500k	2
37.45M	2.4333G	2.47075G	37.631M	2.433209G	2.470841G	500k	3
37.65M	2.43305G	2.4707G	37.581M	2.433059G	2.470641G	500k	4

Summary

Mode	Max-N dB (Hz)	Max-OBW (Hz)	ITU-Code	Min-N dB (Hz)	Min-OBW (Hz)
2.4-2.4835GHz	-	-	-	-	-
802.11ax HEW20_Nss4,(MCS0)_4TX	19M	19.115M	19M1D1D	18.6M	18.891M
802.11ax HEW40_Nss4,(MCS0)_4TX	37.7M	37.631M	37M6D1D	35.1M	37.331M

Max-N dB = Maximum 6dB down bandwidth; **Max-OBW** = Maximum 99% occupied bandwidth;
Min-N dB = Minimum 6dB down bandwidth; **Min-OBW** = Minimum 99% occupied bandwidth;

Result

Mode	Result	Limit (Hz)	Port 1-N dB (Hz)	Port 1-OBW (Hz)	Port 2-N dB (Hz)	Port 2-OBW (Hz)	Port 3-N dB (Hz)	Port 3-OBW (Hz)	Port 4-N dB (Hz)	Port 4-OBW (Hz)
802.11ax HEW20_Nss4,(MCS0)_4TX	-	-	-	-	-	-	-	-	-	-
2412MHz	Pass	500k	18.875M	18.941M	18.6M	18.891M	18.675M	18.916M	19M	18.941M
2437MHz	Pass	500k	18.675M	19.04M	18.925M	18.991M	18.875M	19.115M	18.6M	19.115M
2462MHz	Pass	500k	18.9M	18.916M	18.65M	18.941M	18.85M	18.941M	18.875M	18.941M
802.11ax HEW40_Nss4,(MCS0)_4TX	-	-	-	-	-	-	-	-	-	-
2422MHz	Pass	500k	37.4M	37.581M	35.1M	37.481M	36.05M	37.331M	36.4M	37.581M
2437MHz	Pass	500k	37.7M	37.531M	36.9M	37.581M	37.65M	37.581M	36.35M	37.631M
2452MHz	Pass	500k	36.9M	37.481M	37.7M	37.581M	37.7M	37.581M	37.5M	37.631M

Port X-N dB = Port **X** 6dB down bandwidth; **Port X-OBW** = Port **X** 99% occupied bandwidth;

802.11ax HEW20_Nss4,(MCS0)_4TX — EBW

2412MHz

06/12/2018

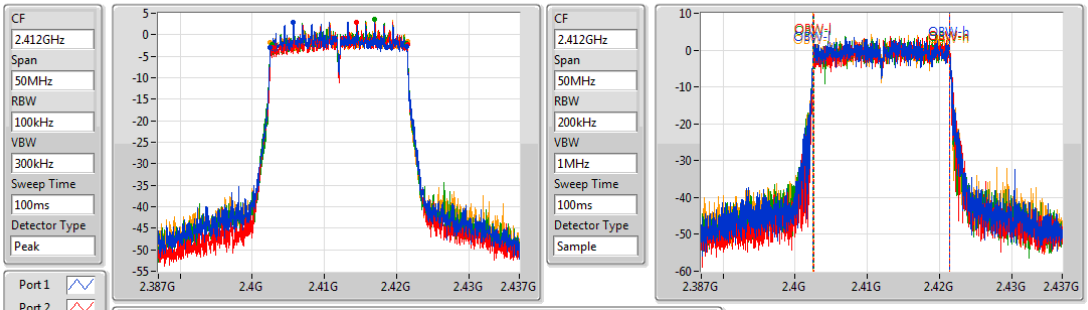

6dB(Hz)	Fl-6dB(Hz)	Fh-6dB(Hz)	OBW(Hz)	Fl-OBW(Hz)	Fh-OBW(Hz)	Limit(Hz)	Port
18.875M	2.402525G	2.4214G	18.941M	2.402505G	2.421445G	500k	1
18.6M	2.4029G	2.4215G	18.891M	2.40258G	2.42147G	500k	2
18.675M	2.40275G	2.421425G	18.916M	2.40253G	2.421445G	500k	3
19M	2.402475G	2.421475G	18.941M	2.402505G	2.421445G	500k	4

802.11ax HEW20_Nss4,(MCS0)_4TX — EBW

2437MHz

06/12/2018

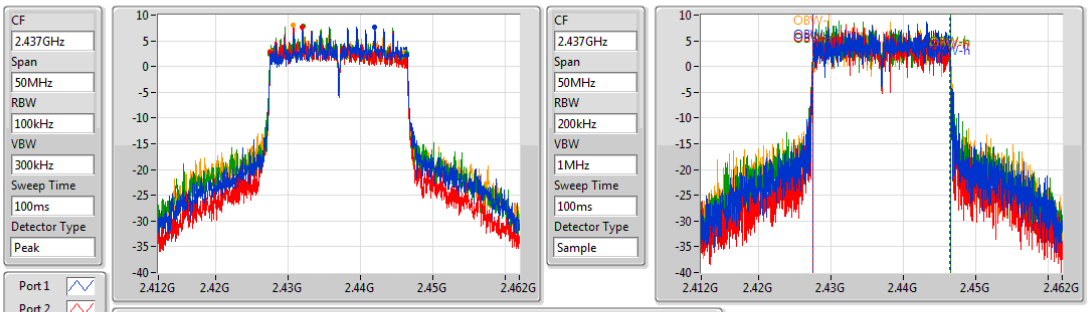

6dB(Hz)	Fl-6dB(Hz)	Fh-6dB(Hz)	OBW(Hz)	Fl-OBW(Hz)	Fh-OBW(Hz)	Limit(Hz)	Port
18.675M	2.427775G	2.44645G	19.04M	2.42748G	2.44652G	500k	1
18.925M	2.427475G	2.4464G	18.991M	2.42748G	2.44647G	500k	2
18.875M	2.4275G	2.446375G	19.115M	2.427405G	2.44652G	500k	3
18.6M	2.4275G	2.4461G	19.115M	2.42743G	2.446545G	500k	4

802.11ax HEW20_Nss4,(MCS0)_4TX — EBW

2462MHz

06/12/2018

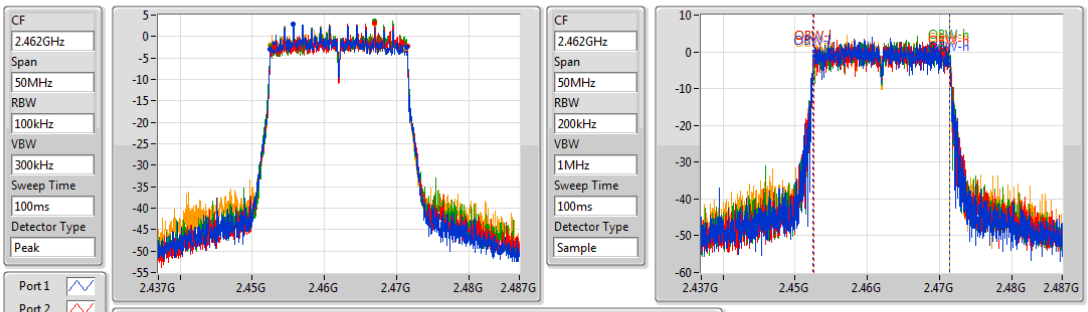

6dB(Hz)	Fl-6dB(Hz)	Fh-6dB(Hz)	OBW(Hz)	Fl-OBW(Hz)	Fh-OBW(Hz)	Limit(Hz)	Port
18.9M	2.452475G	2.471375G	18.916M	2.452505G	2.47142G	500k	1
18.65M	2.452875G	2.471525G	18.941M	2.45253G	2.47147G	500k	2
18.85M	2.4526G	2.47145G	18.941M	2.45253G	2.47147G	500k	3
18.875M	2.45245G	2.471325G	18.941M	2.45253G	2.47147G	500k	4

802.11ax HEW40_Nss4,(MCS0)_4TX EBW

2422MHz

06/12/2018

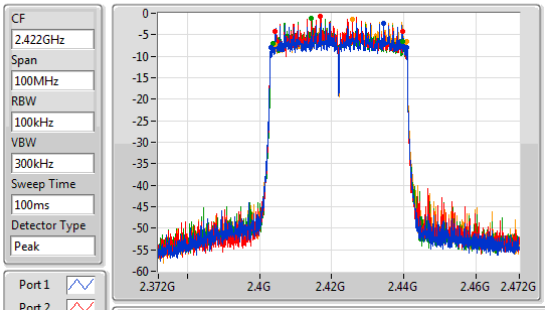

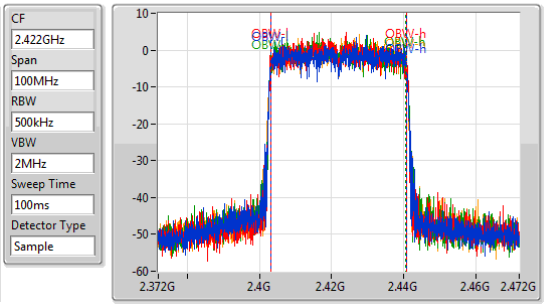

6dB(Hz)	Fl-6dB(Hz)	Fh-6dB(Hz)	OBW(Hz)	Fl-OBW(Hz)	Fh-OBW(Hz)	Limit(Hz)	Port
37.4M	2.4033G	2.4407G	37.581M	2.403159G	2.440741G	500k	1
35.1M	2.40445G	2.43955G	37.481M	2.403209G	2.440691G	500k	2
36.05M	2.40375G	2.4398G	37.331M	2.403259G	2.440591G	500k	3
36.4M	2.40435G	2.44075G	37.581M	2.403209G	2.440791G	500k	4

802.11ax HEW40_Nss4,(MCS0)_4TX EBW

2437MHz

06/12/2018

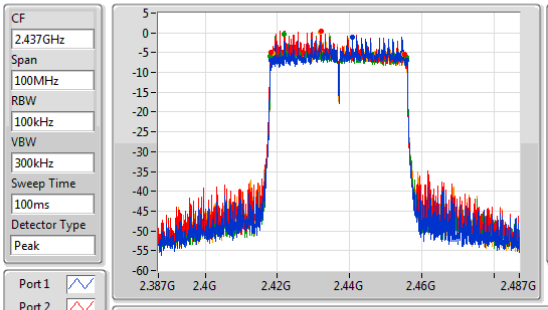

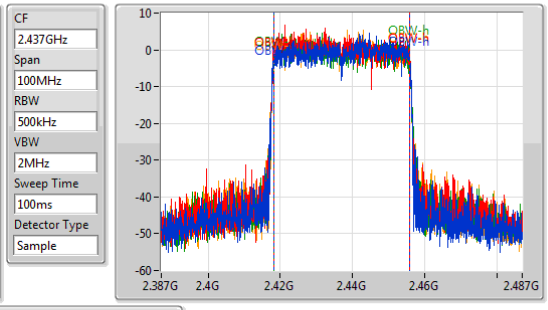

6dB(Hz)	Fl-6dB(Hz)	Fh-6dB(Hz)	OBW(Hz)	Fl-OBW(Hz)	Fh-OBW(Hz)	Limit(Hz)	Port
37.7M	2.4182G	2.4559G	37.531M	2.418209G	2.455741G	500k	1
36.9M	2.41825G	2.45515G	37.581M	2.418109G	2.455691G	500k	2
37.65M	2.41805G	2.4557G	37.581M	2.418109G	2.455691G	500k	3
36.35M	2.41865G	2.455G	37.631M	2.418109G	2.455741G	500k	4

802.11ax HEW40_Nss4,(MCS0)_4TX EBW

2452MHz

06/12/2018

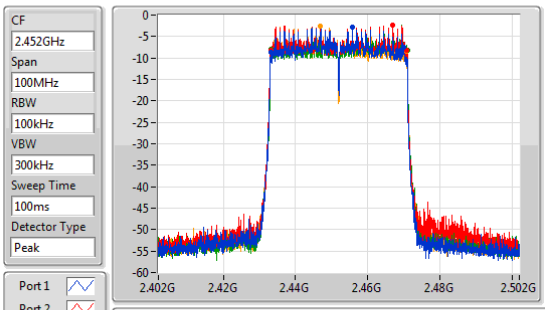

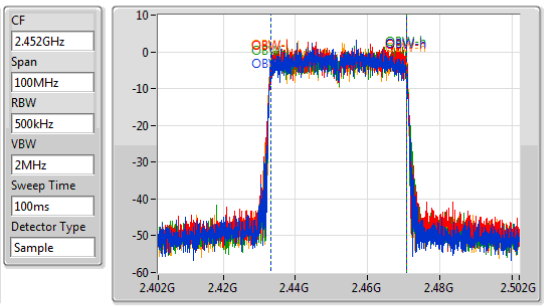

6dB(Hz)	Fl-6dB(Hz)	Fh-6dB(Hz)	OBW(Hz)	Fl-OBW(Hz)	Fh-OBW(Hz)	Limit(Hz)	Port
36.9M	2.4332G	2.4701G	37.481M	2.433209G	2.470691G	500k	1
37.7M	2.4332G	2.4709G	37.581M	2.433209G	2.470791G	500k	2
37.7M	2.43325G	2.47095G	37.581M	2.433209G	2.470791G	500k	3
37.5M	2.43325G	2.47075G	37.631M	2.433109G	2.470741G	500k	4

Summary

Mode	Total Power (dBm)	Total Power (W)
2.4-2.4835GHz	-	-
802.11b_Nss1,(1Mbps)_1TX	22.93	0.19634
802.11g_Nss1,(6Mbps)_1TX	20.91	0.12331

Result

Mode	Result	DG (dBi)	Port 1 (dBm)	Total Power (dBm)	Power Limit (dBm)	Conducted setting
802.11b_Nss1,(1Mbps)_1TX	-	-	-	-	-	-
2412MHz	Pass	3.90	22.04	22.04	30.00	22
2417MHz	Pass	3.90	22.22	22.22	30.00	22.25
2422MHz	Pass	3.90	22.52	22.52	30.00	22.75
2427MHz	Pass	3.90	22.55	22.55	30.00	22.75
2432MHz	Pass	3.90	22.83	22.83	30.00	23
2437MHz	Pass	3.90	22.93	22.93	30.00	23
2442MHz	Pass	3.90	22.90	22.90	30.00	23
2447MHz	Pass	3.90	22.64	22.64	30.00	22.75
2452MHz	Pass	3.90	22.75	22.75	30.00	22.75
2457MHz	Pass	3.90	22.03	22.03	30.00	22
2462MHz	Pass	3.90	21.46	21.46	30.00	21
802.11g_Nss1,(6Mbps)_1TX	-	-	-	-	-	-
2412MHz	Pass	3.90	17.45	17.45	30.00	17.25
2417MHz	Pass	3.90	18.45	18.45	30.00	18.75
2422MHz	Pass	3.90	19.36	19.36	30.00	19.75
2427MHz	Pass	3.90	20.10	20.10	30.00	20.5
2432MHz	Pass	3.90	20.80	20.80	30.00	21.25
2437MHz	Pass	3.90	20.91	20.91	30.00	21.25
2442MHz	Pass	3.90	20.82	20.82	30.00	21
2447MHz	Pass	3.90	20.77	20.77	30.00	21
2452MHz	Pass	3.90	19.73	19.73	30.00	20
2457MHz	Pass	3.90	18.67	18.67	30.00	18.75
2462MHz	Pass	3.90	16.33	16.33	30.00	16.5

DG = Directional Gain; **Port X** = Port X output power
Note : Conducted average output power is for reference only
Note : Conducted setting = Pass conducted setting division 4.

Summary

Mode	Total Power (dBm)	Total Power (W)
2.4-2.4835GHz	-	-
802.11ax HEW20_Nss1,(MCS0)_1TX	21.03	0.12677
802.11ax HEW40_Nss1,(MCS0)_1TX	17.09	0.05117

Result

Mode	Result	DG (dBi)	Port 1 (dBm)	Total Power (dBm)	Power Limit (dBm)	Conducted setting
802.11ax HEW20_Nss1,(MCS0)_1TX	-	-	-	-	-	-
2412MHz	Pass	3.90	16.94	16.94	30.00	17
2417MHz	Pass	3.90	18.65	18.65	30.00	18.5
2422MHz	Pass	3.90	19.69	19.69	30.00	19.75
2427MHz	Pass	3.90	20.48	20.48	30.00	20.5
2432MHz	Pass	3.90	20.66	20.66	30.00	20.75
2437MHz	Pass	3.90	21.03	21.03	30.00	21
2442MHz	Pass	3.90	20.63	20.63	30.00	20.75
2447MHz	Pass	3.90	19.78	19.78	30.00	19.75
2452MHz	Pass	3.90	18.04	18.04	30.00	17.5
2457MHz	Pass	3.90	17.49	17.49	30.00	17.5
2462MHz	Pass	3.90	14.58	14.58	30.00	14.5
802.11ax HEW40_Nss1,(MCS0)_1TX	-	-	-	-	-	-
2422MHz	Pass	3.90	16.31	16.31	30.00	16.5
2427MHz	Pass	3.90	16.36	16.36	30.00	16.75
2432MHz	Pass	3.90	17.09	17.09	30.00	17.25
2437MHz	Pass	3.90	17.03	17.03	30.00	17.25
2442MHz	Pass	3.90	16.48	16.48	30.00	16.75
2447MHz	Pass	3.90	16.60	16.60	30.00	16.75
2452MHz	Pass	3.90	15.93	15.93	30.00	16

DG = Directional Gain; **Port X** = Port X output power
Note : Conducted average output power is for reference only
Note : Conducted setting = Pass conducted setting division 4.

Summary

Mode	Total Power (dBm)	Total Power (W)
2.4-2.4835GHz	-	-
802.11ax HEW20_Nss2,(MCS0)_2TX	23.17	0.20749
802.11ax HEW40_Nss2,(MCS0)_2TX	19.54	0.08995

Result

Mode	Result	DG (dBi)	Port 1 (dBm)	Port 2 (dBm)	Total Power (dBm)	Power Limit (dBm)	Conducted setting
802.11ax HEW20_Nss2,(MCS0)_2TX	-	-	-	-	-	-	-
2412MHz	Pass	3.87	16.08	15.36	18.75	30.00	16
2417MHz	Pass	3.87	18.14	17.72	20.95	30.00	18.25
2422MHz	Pass	3.87	18.79	18.13	21.48	30.00	18.75
2427MHz	Pass	3.87	19.64	19.10	22.39	30.00	19.75
2432MHz	Pass	3.87	19.89	19.34	22.63	30.00	20
2437MHz	Pass	3.87	20.47	19.82	23.17	30.00	20.5
2442MHz	Pass	3.87	20.15	19.74	22.96	30.00	20.25
2447MHz	Pass	3.87	18.98	18.44	21.73	30.00	19
2452MHz	Pass	3.87	18.36	17.53	20.98	30.00	18
2457MHz	Pass	3.87	17.22	16.53	19.90	30.00	17
2462MHz	Pass	3.87	16.16	15.50	18.85	30.00	16
802.11ax HEW40_Nss2,(MCS0)_2TX	-	-	-	-	-	-	-
2422MHz	Pass	3.87	14.85	15.24	18.06	30.00	15.25
2427MHz	Pass	3.87	14.80	15.12	17.97	30.00	15.25
2432MHz	Pass	3.87	15.66	16.16	18.93	30.00	16
2437MHz	Pass	3.87	16.19	16.85	19.54	30.00	16.5
2442MHz	Pass	3.87	15.90	16.21	19.07	30.00	16
2447MHz	Pass	3.87	15.72	16.11	18.93	30.00	16
2452MHz	Pass	3.87	14.93	15.29	18.12	30.00	15.25

DG = Directional Gain; **Port X** = Port X output power
Note : Conducted average output power is for reference only
Note : Conducted setting = Pass conducted setting division 4.

Summary

Mode	Total Power (dBm)	Total Power (W)
2.4-2.4835GHz	-	-
802.11b_Nss1,(1Mbps)_4TX	28.09	0.64417
802.11g_Nss1,(6Mbps)_4TX	24.60	0.28840

Result

Mode	Result	DG (dBi)	Port 1 (dBm)	Port 2 (dBm)	Port 3 (dBm)	Port 4 (dBm)	Total Power (dBm)	Power Limit (dBm)	Conducted setting
802.11b_Nss1,(1Mbps)_4TX	-	-	-	-	-	-	-	-	-
2412MHz	Pass	3.90	21.14	20.58	21.11	21.02	26.99	30.00	20.75
2417MHz	Pass	3.90	21.50	21.00	21.56	21.47	27.41	30.00	21.25
2422MHz	Pass	3.90	21.62	21.73	22.36	22.11	27.99	30.00	22.25
2437MHz	Pass	3.90	22.23	21.76	22.24	22.04	28.09	30.00	22.25
2442MHz	Pass	3.90	22.26	21.56	22.36	21.99	28.07	30.00	22.25
2447MHz	Pass	3.90	21.82	21.28	21.81	21.57	27.65	30.00	21.75
2452MHz	Pass	3.90	21.89	21.52	21.86	21.68	27.76	30.00	21.75
2457MHz	Pass	3.90	21.22	20.64	21.05	20.87	26.97	30.00	20.75
2462MHz	Pass	3.90	20.59	19.98	20.63	20.29	26.40	30.00	20
802.11g_Nss1,(6Mbps)_4TX	-	-	-	-	-	-	-	-	-
2412MHz	Pass	3.90	15.07	14.63	15.23	15.16	21.05	30.00	15.25
2417MHz	Pass	3.90	16.52	15.96	16.90	16.60	22.53	30.00	16.75
2422MHz	Pass	3.90	17.62	17.60	18.00	18.10	23.86	30.00	18.25
2427MHz	Pass	3.90	18.21	17.70	18.55	18.43	24.26	30.00	18.5
2432MHz	Pass	3.90	18.16	17.68	18.35	18.32	24.16	30.00	18.5
2437MHz	Pass	3.90	18.80	18.31	18.99	18.18	24.60	30.00	19
2442MHz	Pass	3.90	18.43	17.92	18.63	18.54	24.41	30.00	18.75
2447MHz	Pass	3.90	17.61	17.16	17.77	17.91	23.64	30.00	18
2452MHz	Pass	3.90	17.43	16.97	17.57	17.17	23.31	30.00	17.5
2457MHz	Pass	3.90	16.67	16.04	16.63	16.60	22.51	30.00	16.75
2462MHz	Pass	3.90	15.10	14.46	15.14	15.13	20.99	30.00	15

DG = Directional Gain; **Port X** = Port X output power
Note : Conducted average output power is for reference only
Note : Conducted setting = Pass conducted setting division 4.

Summary

Mode	Total Power (dBm)	Total Power (W)
2.4-2.4835GHz	-	-
802.11ax HEW20_Nss1,(MCS0)_4TX	24.04	0.25351
802.11ax HEW40_Nss1,(MCS0)_4TX	21.31	0.13521

Result

Mode	Result	DG (dBi)	Port 1 (dBm)	Port 2 (dBm)	Port 3 (dBm)	Port 4 (dBm)	Total Power (dBm)	Power Limit (dBm)	Conducted setting
802.11ax HEW20_Nss1,(MCS0)_4TX	-	-	-	-	-	-	-	-	-
2412MHz	Pass	3.90	14.78	14.27	14.76	14.86	20.69	30.00	14.5
2417MHz	Pass	3.90	16.42	15.85	16.31	16.40	22.27	30.00	16.25
2422MHz	Pass	3.90	16.55	16.09	16.76	16.81	22.58	30.00	16.5
2427MHz	Pass	3.90	17.91	17.78	18.00	17.79	23.89	30.00	18
2437MHz	Pass	3.90	18.08	17.36	18.45	18.11	24.04	30.00	18
2442MHz	Pass	3.90	18.12	17.54	18.40	17.99	24.04	30.00	18
2447MHz	Pass	3.90	16.57	16.16	16.75	16.53	22.53	30.00	16.25
2452MHz	Pass	3.90	16.33	15.92	16.44	16.44	22.31	30.00	16.25
2457MHz	Pass	3.90	14.30	14.07	14.32	14.72	20.38	30.00	14.25
2462MHz	Pass	3.90	12.60	12.11	12.83	12.76	18.60	30.00	12.5
802.11ax HEW40_Nss1,(MCS0)_4TX	-	-	-	-	-	-	-	-	-
2422MHz	Pass	3.90	13.74	14.35	14.23	13.98	20.10	30.00	14
2427MHz	Pass	3.90	14.03	14.50	14.27	14.35	20.31	30.00	14.25
2432MHz	Pass	3.90	14.84	15.47	14.95	15.10	21.12	30.00	15
2437MHz	Pass	3.90	15.09	15.46	15.30	15.28	21.31	30.00	15.25
2442MHz	Pass	3.90	14.77	15.23	15.12	15.34	21.14	30.00	15
2447MHz	Pass	3.90	14.39	14.48	14.19	14.46	20.40	30.00	14.25
2452MHz	Pass	3.90	13.36	14.03	14.03	13.61	19.79	30.00	13.75

DG = Directional Gain; **Port X** = Port X output power
Note : Conducted average output power is for reference only
Note : Conducted setting = Pass conducted setting division 4.

Summary

Mode	Total Power (dBm)	Total Power (W)
2.4-2.4835GHz	-	-
802.11ax HEW20-BF_Nss1,(MCS0)_4TX	19.27	0.08453
802.11ax HEW40-BF_Nss1,(MCS0)_4TX	17.03	0.05047

Result

Mode	Result	DG (dBi)	Port 1 (dBm)	Port 2 (dBm)	Port 3 (dBm)	Port 4 (dBm)	Total Power (dBm)	Power Limit (dBm)	Conducted setting
802.11ax HEW20-BF_Nss1,(MCS0)_4TX	-	-	-	-	-	-	-	-	-
2412MHz	Pass	9.78	9.71	9.84	10.18	9.96	15.95	26.22	9.75
2417MHz	Pass	9.78	10.61	10.55	11.02	10.70	16.74	26.22	10.75
2422MHz	Pass	9.78	11.76	10.84	11.96	12.01	17.69	26.22	11.75
2427MHz	Pass	9.78	11.91	11.76	12.14	12.47	18.10	26.22	12
2432MHz	Pass	9.78	13.11	12.28	13.03	13.01	18.89	26.22	12.75
2437MHz	Pass	9.78	13.02	13.20	13.62	13.12	19.27	26.22	13.25
2442MHz	Pass	9.78	12.76	12.15	12.72	12.47	18.55	26.22	12.5
2447MHz	Pass	9.78	12.43	12.28	12.88	12.35	18.51	26.22	12.25
2452MHz	Pass	9.78	11.54	11.39	11.62	11.73	17.59	26.22	11.25
2457MHz	Pass	9.78	9.93	9.93	10.91	10.57	16.38	26.22	10.25
2462MHz	Pass	9.78	9.34	9.07	9.16	9.20	15.21	26.22	8.75
802.11ax HEW40-BF_Nss1,(MCS0)_4TX	-	-	-	-	-	-	-	-	-
2422MHz	Pass	9.78	9.71	10.35	10.10	9.93	16.05	26.22	10
2427MHz	Pass	9.78	9.83	10.99	10.55	10.26	16.45	26.22	10
2432MHz	Pass	9.78	9.94	10.68	10.09	10.28	16.28	26.22	10
2437MHz	Pass	9.78	10.72	11.22	11.07	11.00	17.03	26.22	10.75
2442MHz	Pass	9.78	9.96	10.94	10.53	10.42	16.50	26.22	10.25
2447MHz	Pass	9.78	10.22	11.14	10.00	10.68	16.55	26.22	10.25
2452MHz	Pass	9.78	8.91	9.83	9.20	9.47	15.39	26.22	9.25

DG = Directional Gain; **Port X** = Port X output power
Note : Conducted average output power is for reference only
Note : Conducted setting = Pass conducted setting division 4.

Summary

Mode	Total Power (dBm)	Total Power (W)
2.4-2.4835GHz	-	-
802.11ax HEW20_Nss4,(MCS0)_4TX	25.11	0.32434
802.11ax HEW40_Nss4,(MCS0)_4TX	19.90	0.09772

Result

Mode	Result	DG (dBi)	Port 1 (dBm)	Port 2 (dBm)	Port 3 (dBm)	Port 4 (dBm)	Total Power (dBm)	Power Limit (dBm)	Conducted setting
802.11ax HEW20_Nss4,(MCS0)_4TX	-	-	-	-	-	-	-	-	-
2412MHz	Pass	3.76	15.03	14.12	14.64	14.82	20.69	30.00	15
2417MHz	Pass	3.76	16.69	16.19	16.45	16.64	22.52	30.00	16.5
2422MHz	Pass	3.76	17.30	17.06	17.46	17.37	23.32	30.00	17.5
2427MHz	Pass	3.76	18.13	17.98	18.13	18.23	24.14	30.00	18.25
2432MHz	Pass	3.76	19.18	18.58	19.36	19.19	25.11	30.00	19.25
2437MHz	Pass	3.76	19.12	18.65	19.37	19.17	25.11	30.00	19.25
2442MHz	Pass	3.76	18.94	18.54	19.06	18.77	24.85	30.00	19
2447MHz	Pass	3.76	18.20	17.49	18.24	18.25	24.08	30.00	18.25
2452MHz	Pass	3.76	17.31	16.95	17.35	17.42	23.28	30.00	17.25
2457MHz	Pass	3.76	16.16	15.62	15.97	16.08	21.98	30.00	16
2462MHz	Pass	3.76	14.68	14.23	14.88	15.06	20.74	30.00	14.75
802.11ax HEW40_Nss4,(MCS0)_4TX	-	-	-	-	-	-	-	-	-
2422MHz	Pass	3.76	12.42	12.95	12.70	12.51	18.67	30.00	12.75
2427MHz	Pass	3.76	12.61	12.83	12.82	12.58	18.73	30.00	12.75
2432MHz	Pass	3.76	13.37	13.96	13.87	13.55	19.71	30.00	13.75
2437MHz	Pass	3.76	13.46	14.04	13.94	14.05	19.90	30.00	14
2442MHz	Pass	3.76	13.16	13.82	13.84	13.72	19.66	30.00	13.75
2447MHz	Pass	3.76	12.15	12.59	12.61	12.38	18.46	30.00	12.5
2452MHz	Pass	3.76	11.93	11.69	11.63	11.96	17.83	30.00	11.75

DG = Directional Gain; **Port X** = Port X output power
Note : Conducted average output power is for reference only
Note : Conducted setting = Pass conducted setting division 4.

Summary

Mode	PD (dBm/RBW)
2.4-2.4835GHz	-
802.11b_Nss1,(1Mbps)_1TX	0.44
802.11g_Nss1,(6Mbps)_1TX	-5.67

RBW=3kHz.

Result

Mode	Result	DG (dBi)	Port 1 (dBm/RBW)	PD (dBm/RBW)	PD Limit (dBm/RBW)
802.11b_Nss1,(1Mbps)_1TX	-	-	-	-	-
2412MHz	Pass	3.90	0.38	0.38	8.00
2437MHz	Pass	3.90	0.44	0.44	8.00
2462MHz	Pass	3.90	-0.11	-0.11	8.00
802.11g_Nss1,(6Mbps)_1TX	-	-	-	-	-
2412MHz	Pass	3.90	-8.89	-8.89	8.00
2437MHz	Pass	3.90	-5.67	-5.67	8.00
2462MHz	Pass	3.90	-9.38	-9.38	8.00

DG = Directional Gain; RBW=3kHz;
PD = trace bin-by-bin of each transmits port summing can be performed maximum power density; **Port X** = Port Xpower density;

802.11b_Nss1,(1Mbps)_1TX PSD

2412MHz

06/12/2018

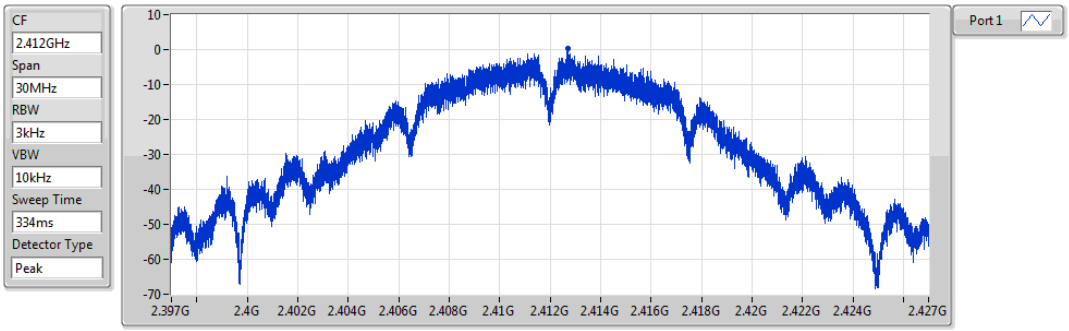

Sum	PD	Port 1
(dBm/RBW)	(dBm/RBW)	(dBm/RBW)
0.38	0.38	0.38

802.11b_Nss1,(1Mbps)_1TX PSD

2437MHz

06/12/2018

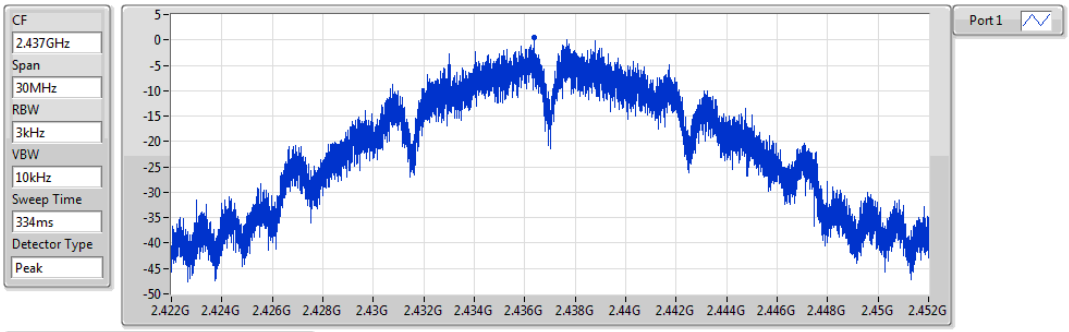

Sum	PD	Port 1
(dBm/RBW)	(dBm/RBW)	(dBm/RBW)
0.44	0.44	0.44

802.11b_Nss1,(1Mbps)_1TX PSD

2462MHz

06/12/2018

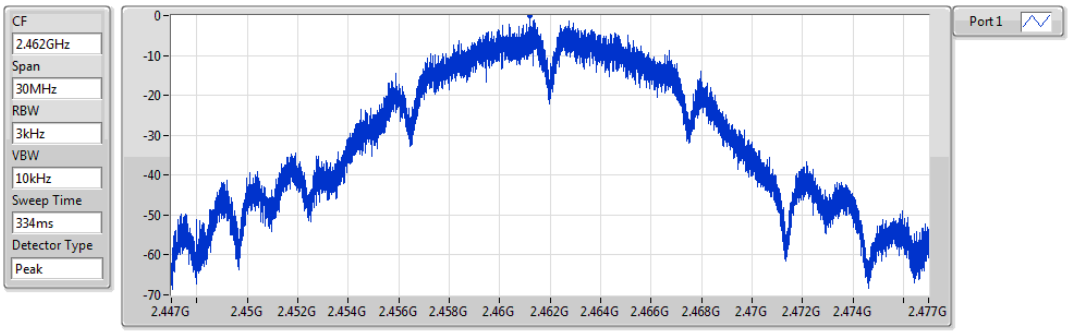

Sum	PD	Port 1
(dBm/RBW)	(dBm/RBW)	(dBm/RBW)
-0.11	-0.11	-0.11

802.11g_Nss1,(6Mbps)_1TX **PSD**

2412MHz

06/12/2018

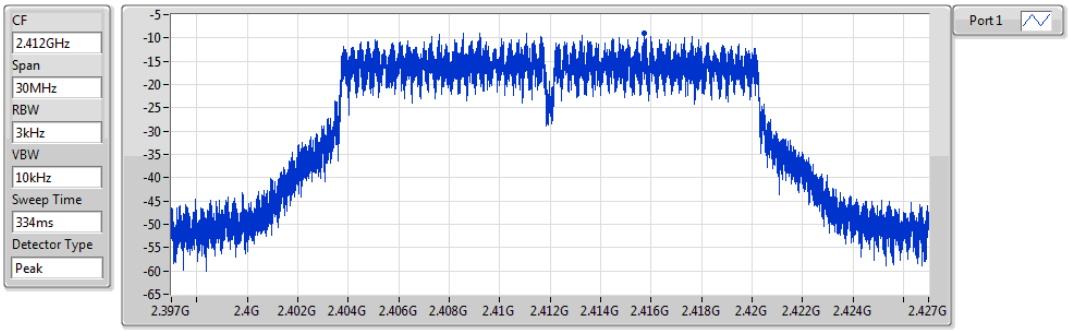

Sum	PD	Port 1
(dBm/RBW)	(dBm/RBW)	(dBm/RBW)
-8.89	-8.89	-8.89

802.11g_Nss1,(6Mbps)_1TX **PSD**

2437MHz

06/12/2018

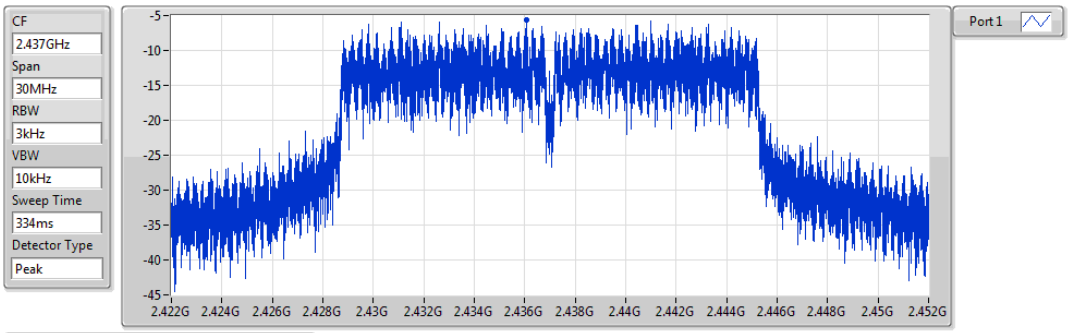

Sum	PD	Port 1
(dBm/RBW)	(dBm/RBW)	(dBm/RBW)
-5.67	-5.67	-5.67

802.11g_Nss1,(6Mbps)_1TX **PSD**

2462MHz

06/12/2018

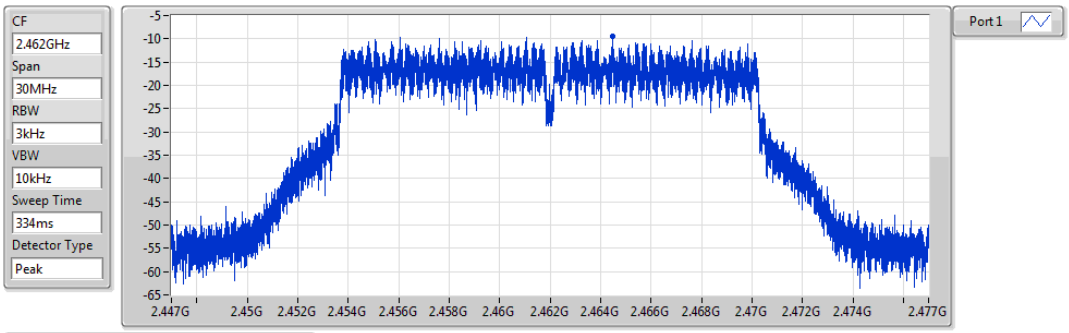

Sum	PD	Port 1
(dBm/RBW)	(dBm/RBW)	(dBm/RBW)
-9.38	-9.38	-9.38

Summary

Mode	PD (dBm/RBW)
2.4-2.4835GHz	-
802.11ax HEW20_Nss1,(MCS0)_1TX	-5.28
802.11ax HEW40_Nss1,(MCS0)_1TX	-11.42

RBW=3kHz.

Result

Mode	Result	DG (dBi)	Port 1 (dBm/RBW)	PD (dBm/RBW)	PD Limit (dBm/RBW)
802.11ax HEW20_Nss1,(MCS0)_1TX	-	-	-	-	-
2412MHz	Pass	3.90	-7.57	-7.57	8.00
2437MHz	Pass	3.90	-5.28	-5.28	8.00
2462MHz	Pass	3.90	-10.06	-10.06	8.00
802.11ax HEW40_Nss1,(MCS0)_1TX	-	-	-	-	-
2422MHz	Pass	3.90	-12.13	-12.13	8.00
2437MHz	Pass	3.90	-11.42	-11.42	8.00
2452MHz	Pass	3.90	-12.69	-12.69	8.00

DG = Directional Gain; RBW=3kHz;
PD = trace bin-by-bin of each transmits port summing can be performed maximum power density; **Port X** = Port Xpower density;

802.11ax HEW20_Nss1,(MCS0)_1TX PSD

2412MHz

06/12/2018

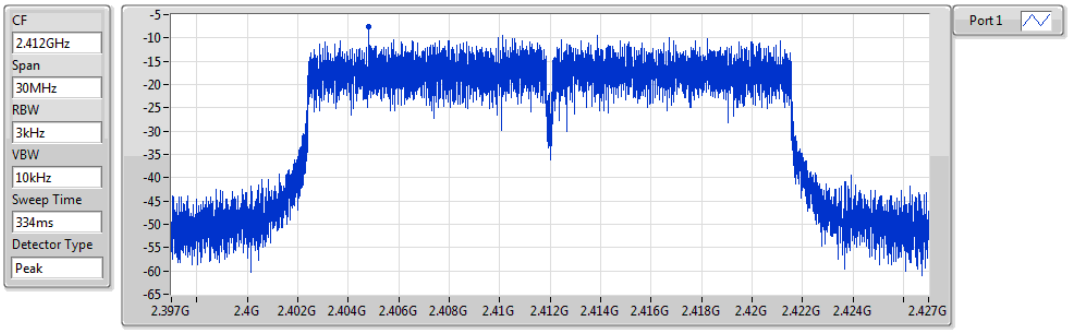

Sum	PD	Port 1
(dBm/RBW)	(dBm/RBW)	(dBm/RBW)
-7.57	-7.57	-7.57

802.11ax HEW20_Nss1,(MCS0)_1TX PSD

2437MHz

06/12/2018

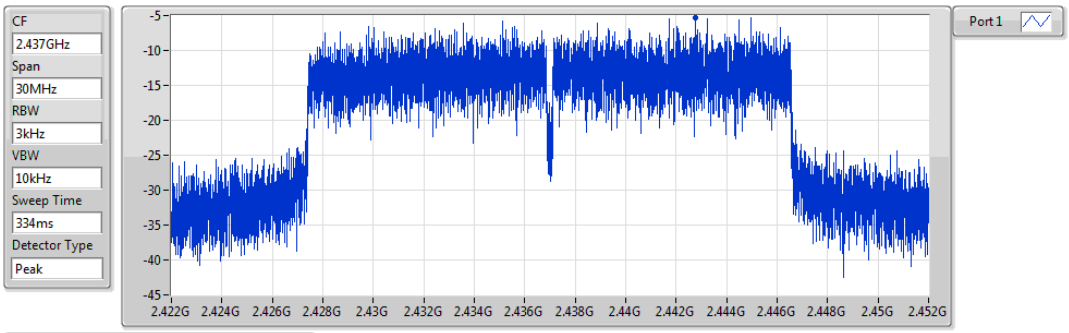

Sum	PD	Port 1
(dBm/RBW)	(dBm/RBW)	(dBm/RBW)
-5.28	-5.28	-5.28

802.11ax HEW20_Nss1,(MCS0)_1TX PSD

2462MHz

06/12/2018

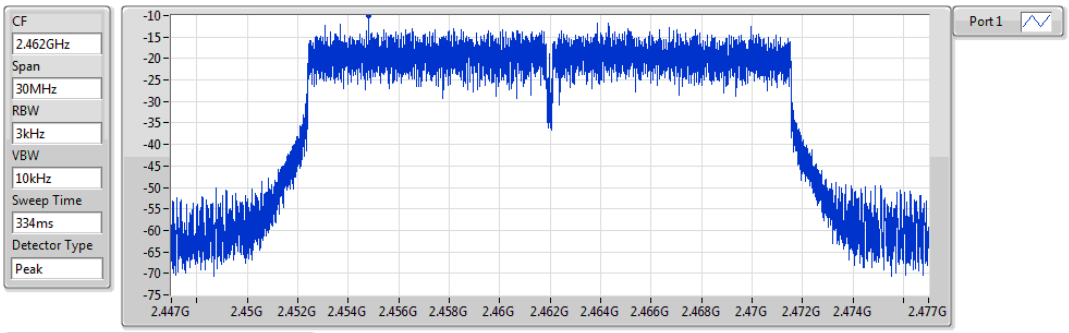

Sum	PD	Port 1
(dBm/RBW)	(dBm/RBW)	(dBm/RBW)
-10.06	-10.06	-10.06

802.11ax HEW40_Nss1,(MCS0)_1TX PSD

2422MHz

06/12/2018

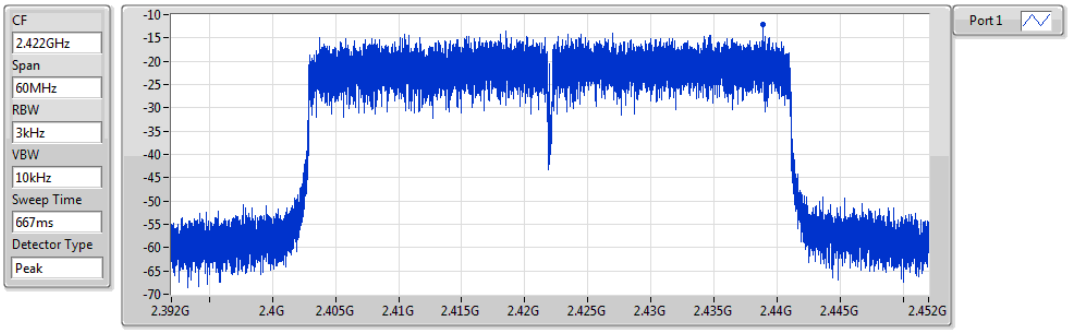

Sum	PD	Port 1
(dBm/RBW)	(dBm/RBW)	(dBm/RBW)
-12.13	-12.13	-12.13

802.11ax HEW40_Nss1,(MCS0)_1TX PSD

2437MHz

06/12/2018

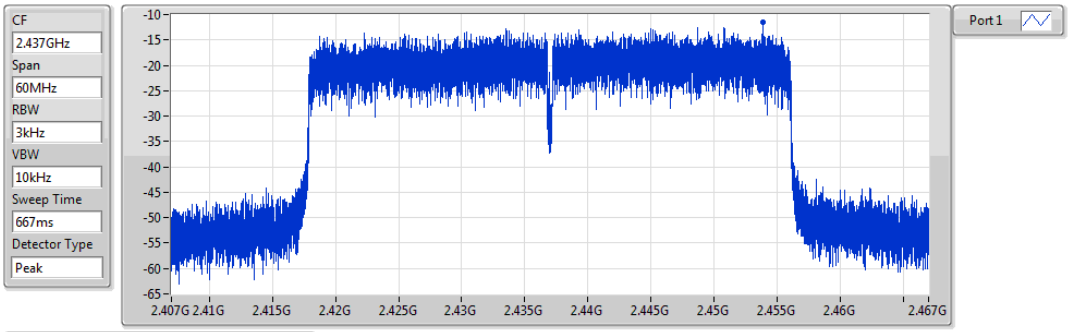

Sum	PD	Port 1
(dBm/RBW)	(dBm/RBW)	(dBm/RBW)
-11.42	-11.42	-11.42

802.11ax HEW40_Nss1,(MCS0)_1TX PSD

2452MHz

06/12/2018

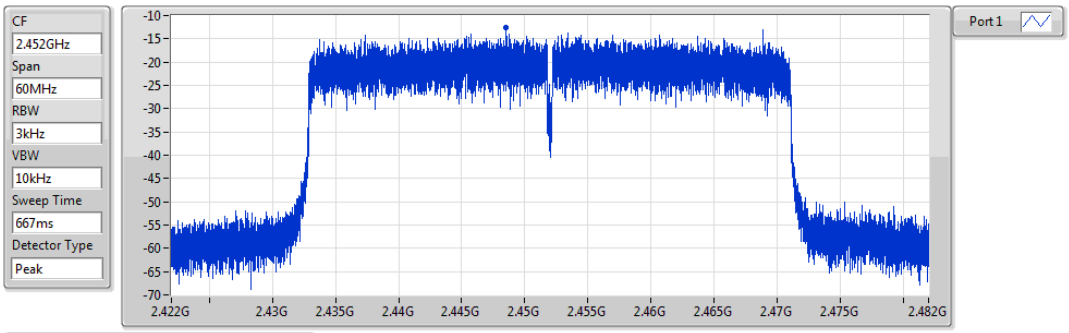

Sum	PD	Port 1
(dBm/RBW)	(dBm/RBW)	(dBm/RBW)
-12.69	-12.69	-12.69

Summary

Mode	PD (dBm/RBW)
2.4-2.4835GHz	-
802.11ax HEW20_Nss2,(MCS0)_2TX	-4.00
802.11ax HEW40_Nss2,(MCS0)_2TX	-11.11

RBW=3kHz.

Result

Mode	Result	DG (dBi)	Port 1 (dBm/RBW)	Port 2 (dBm/RBW)	PD (dBm/RBW)	PD Limit (dBm/RBW)
802.11ax HEW20_Nss2,(MCS0)_2TX	-	-	-	-	-	-
2412MHz	Pass	3.87	-10.65	-10.25	-9.08	8.00
2437MHz	Pass	3.87	-5.57	-5.74	-4.00	8.00
2462MHz	Pass	3.87	-10.77	-10.99	-9.07	8.00
802.11ax HEW40_Nss2,(MCS0)_2TX	-	-	-	-	-	-
2422MHz	Pass	3.87	-14.49	-12.74	-11.91	8.00
2437MHz	Pass	3.87	-13.32	-12.32	-11.11	8.00
2452MHz	Pass	3.87	-13.76	-13.09	-12.02	8.00

DG = Directional Gain; RBW=3kHz;
PD = trace bin-by-bin of each transmits port summing can be performed maximum power density; **Port X** = Port Xpower density;

802.11ax HEW20_Nss2,(MCS0)_2TX PSD

2412MHz

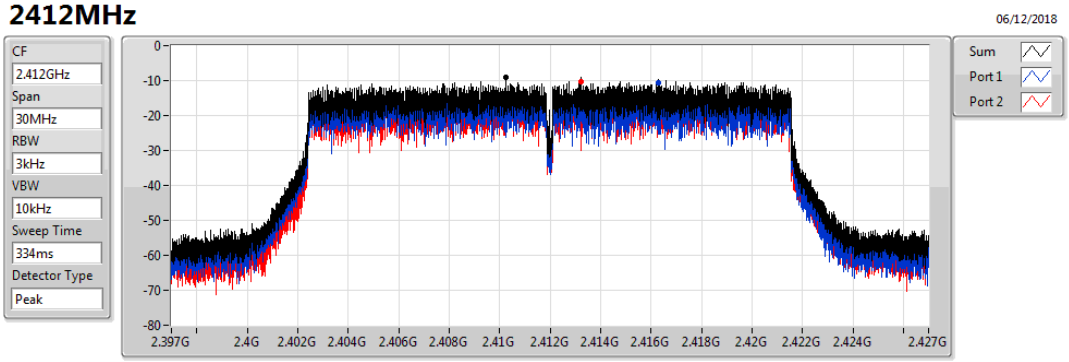

Sum	PD	Port 1	Port 2
(dBm/RBW)	(dBm/RBW)	(dBm/RBW)	(dBm/RBW)
-9.08	-9.08	-10.65	-10.25

802.11ax HEW20_Nss2,(MCS0)_2TX PSD

2437MHz

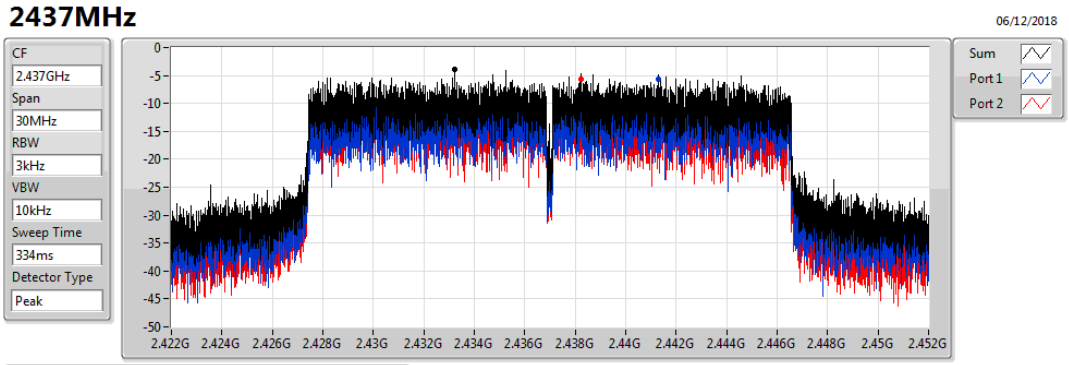

Sum	PD	Port 1	Port 2
(dBm/RBW)	(dBm/RBW)	(dBm/RBW)	(dBm/RBW)
-4.00	-4.00	-5.57	-5.74

802.11ax HEW20_Nss2,(MCS0)_2TX PSD

2462MHz

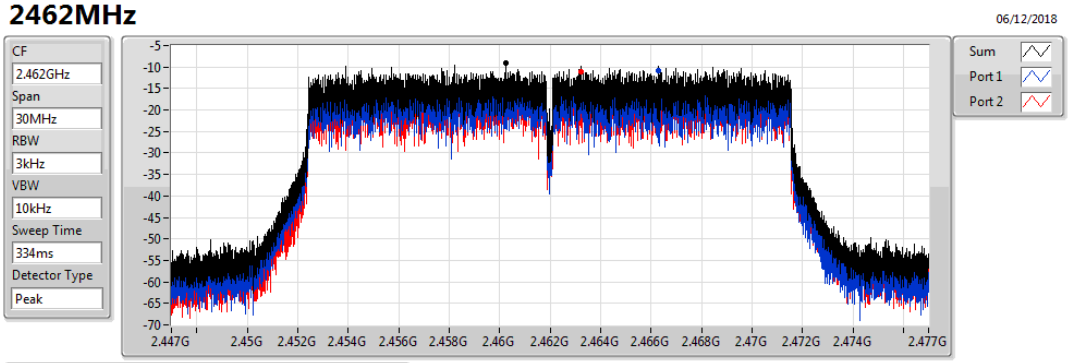

Sum	PD	Port 1	Port 2
(dBm/RBW)	(dBm/RBW)	(dBm/RBW)	(dBm/RBW)
-9.07	-9.07	-10.77	-10.99

802.11ax HEW40_Nss2,(MCS0)_2TX PSD

2422MHz

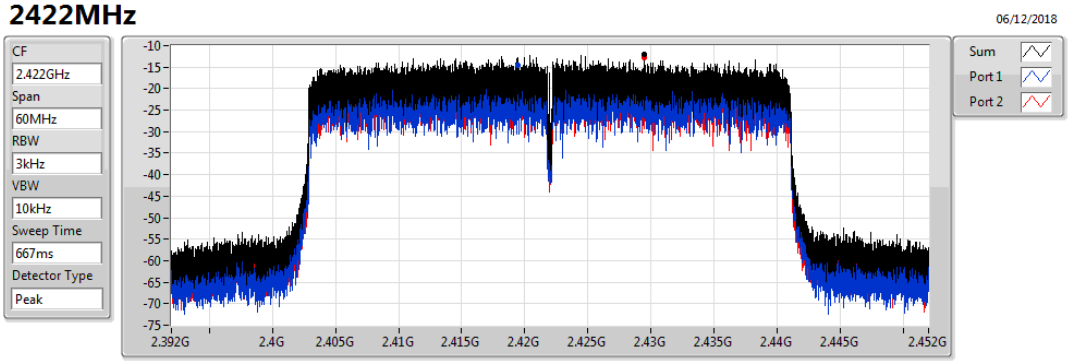

Sum	PD	Port 1	Port 2
(dBm/RBW)	(dBm/RBW)	(dBm/RBW)	(dBm/RBW)
-11.91	-11.91	-14.49	-12.74

802.11ax HEW40_Nss2,(MCS0)_2TX PSD

2437MHz

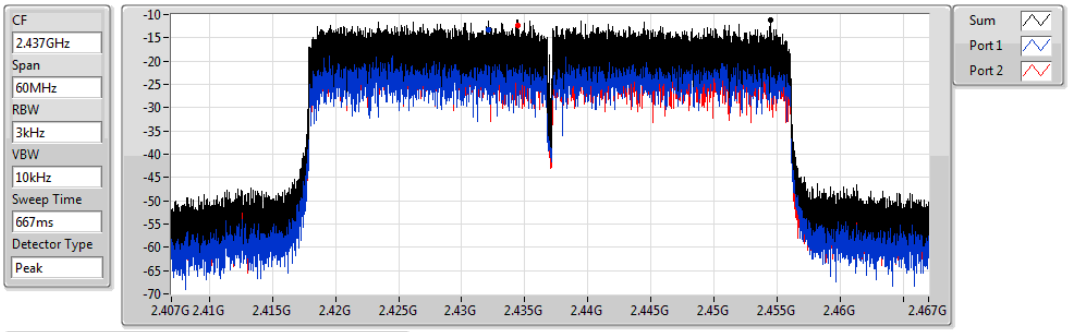

Sum	PD	Port 1	Port 2
(dBm/RBW)	(dBm/RBW)	(dBm/RBW)	(dBm/RBW)
-11.11	-11.11	-13.32	-12.32

802.11ax HEW40_Nss2,(MCS0)_2TX PSD

2452MHz

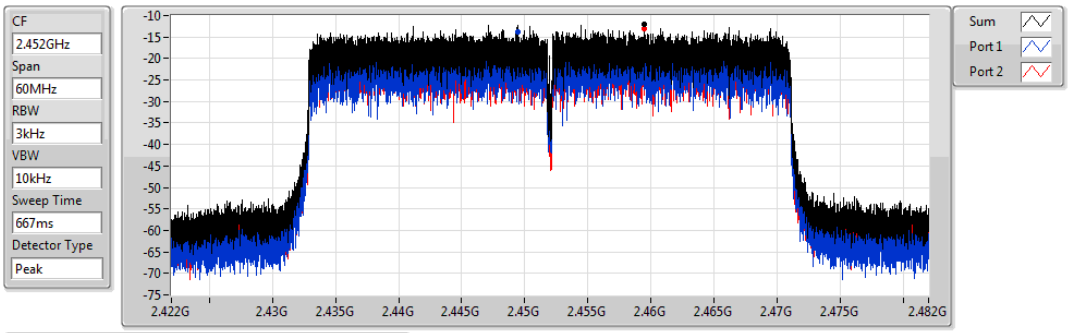

Sum	PD	Port 1	Port 2
(dBm/RBW)	(dBm/RBW)	(dBm/RBW)	(dBm/RBW)
-12.02	-12.02	-13.76	-13.09

Summary

Mode	PD (dBm/RBW)
2.4-2.4835GHz	-
802.11b_Nss1,(1Mbps)_4TX	3.97
802.11g_Nss1,(6Mbps)_4TX	-1.20

RBW=3kHz.

Result

Mode	Result	DG (dBi)	Port 1 (dBm/RBW)	Port 2 (dBm/RBW)	Port 3 (dBm/RBW)	Port 4 (dBm/RBW)	PD (dBm/RBW)	PD Limit (dBm/RBW)
802.11b_Nss1,(1Mbps)_4TX	-	-	-	-	-	-	-	-
2412MHz	Pass	9.78	-0.84	-0.74	-1.38	-1.63	2.24	4.22
2437MHz	Pass	9.78	-0.36	-0.20	1.06	-0.64	3.97	4.22
2462MHz	Pass	9.78	-0.92	-2.67	-2.35	-2.63	2.03	4.22
802.11g_Nss1,(6Mbps)_4TX	-	-	-	-	-	-	-	-
2412MHz	Pass	9.78	-10.80	-10.55	-10.61	-11.24	-5.17	4.22
2437MHz	Pass	9.78	-6.78	-6.65	-6.16	-7.31	-1.20	4.22
2462MHz	Pass	9.78	-11.06	-10.99	-10.43	-11.76	-5.73	4.22

DG = Directional Gain; RBW=3kHz;
PD = trace bin-by-bin of each transmits port summing can be performed maximum power density; **Port X** = Port Xpower density;

802.11b_Nss1,(1Mbps)_4TX PSD

2412MHz

06/12/2018

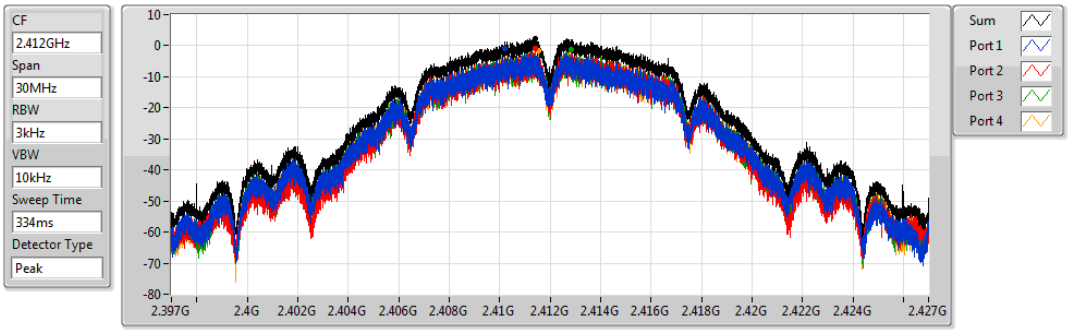

Sum	PD	Port 1	Port 2	Port 3	Port 4
(dBm/RBW)	(dBm/RBW)	(dBm/RBW)	(dBm/RBW)	(dBm/RBW)	(dBm/RBW)
2.24	2.24	-0.84	-0.74	-1.38	-1.63

802.11b_Nss1,(1Mbps)_4TX PSD

2437MHz

06/12/2018

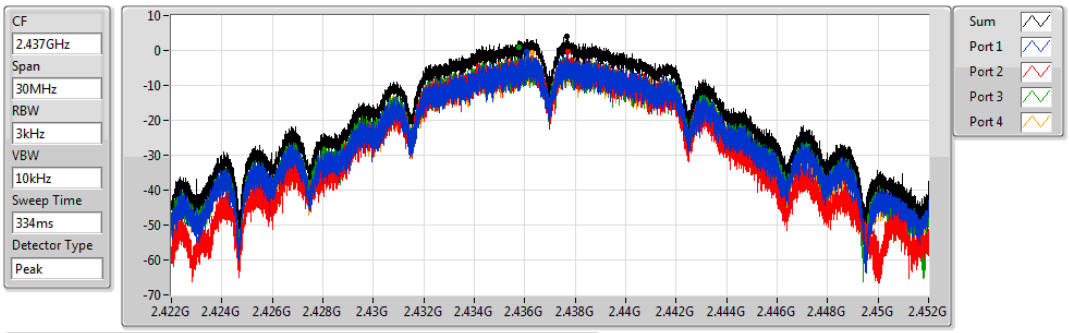

Sum	PD	Port 1	Port 2	Port 3	Port 4
(dBm/RBW)	(dBm/RBW)	(dBm/RBW)	(dBm/RBW)	(dBm/RBW)	(dBm/RBW)
3.97	3.97	-0.36	-0.20	1.06	-0.64

802.11b_Nss1,(1Mbps)_4TX PSD

2462MHz

06/12/2018

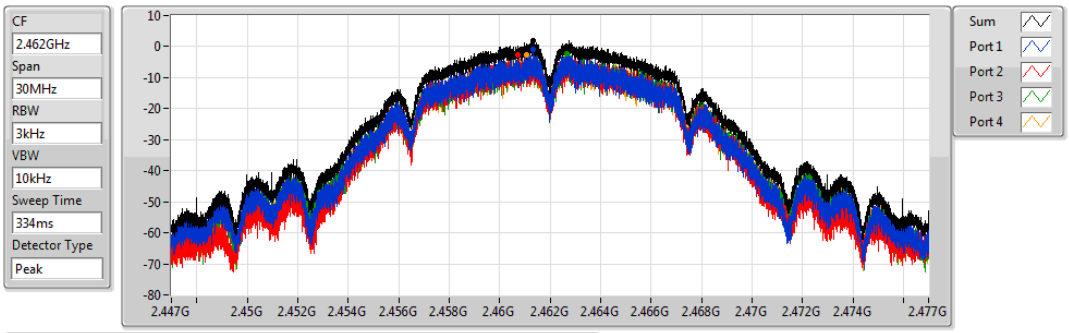

Sum	PD	Port 1	Port 2	Port 3	Port 4
(dBm/RBW)	(dBm/RBW)	(dBm/RBW)	(dBm/RBW)	(dBm/RBW)	(dBm/RBW)
2.03	2.03	-0.92	-2.67	-2.35	-2.63

802.11g_Nss1,(6Mbps)_4TX PSD

2412MHz

06/12/2018

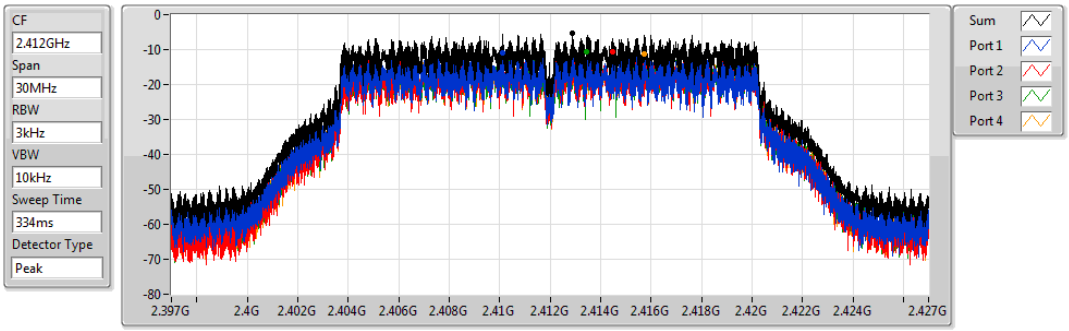

Sum	PD	Port 1	Port 2	Port 3	Port 4
(dBm/RBW)	(dBm/RBW)	(dBm/RBW)	(dBm/RBW)	(dBm/RBW)	(dBm/RBW)
-5.17	-5.17	-10.80	-10.55	-10.61	-11.24

802.11g_Nss1,(6Mbps)_4TX PSD

2437MHz

06/12/2018

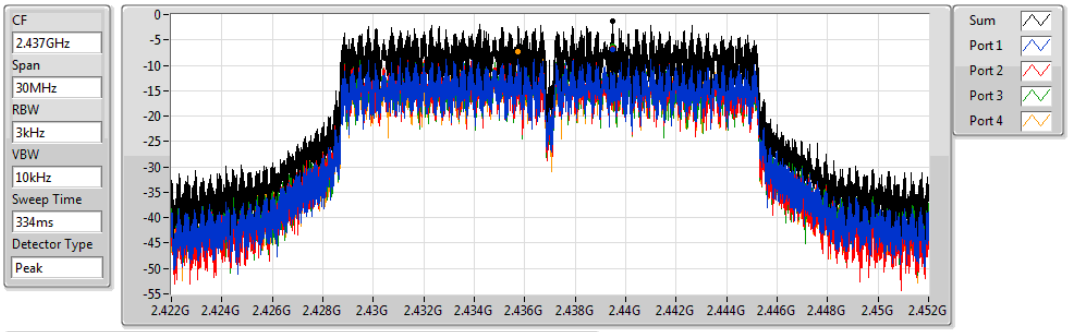

Sum	PD	Port 1	Port 2	Port 3	Port 4
(dBm/RBW)	(dBm/RBW)	(dBm/RBW)	(dBm/RBW)	(dBm/RBW)	(dBm/RBW)
-1.20	-1.20	-6.78	-6.65	-6.16	-7.31

802.11g_Nss1,(6Mbps)_4TX PSD

2462MHz

06/12/2018

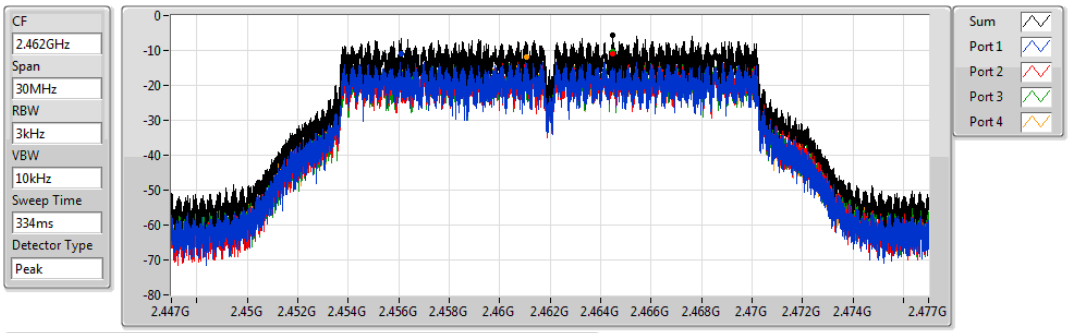

Sum	PD	Port 1	Port 2	Port 3	Port 4
(dBm/RBW)	(dBm/RBW)	(dBm/RBW)	(dBm/RBW)	(dBm/RBW)	(dBm/RBW)
-5.73	-5.73	-11.06	-10.99	-10.43	-11.76

Summary

Mode	PD (dBm/RBW)
2.4-2.4835GHz	-
802.11ax HEW20_Nss1,(MCS0)_4TX	-2.48
802.11ax HEW40_Nss1,(MCS0)_4TX	-7.54

RBW=3kHz.

Result

Mode	Result	DG (dBi)	Port 1 (dBm/RBW)	Port 2 (dBm/RBW)	Port 3 (dBm/RBW)	Port 4 (dBm/RBW)	PD (dBm/RBW)	PD Limit (dBm/RBW)
802.11ax HEW20_Nss1,(MCS0)_4TX	-	-	-	-	-	-	-	-
2412MHz	Pass	9.78	-12.07	-11.48	-11.67	-10.36	-5.49	4.22
2437MHz	Pass	9.78	-7.69	-6.15	-8.76	-8.72	-2.48	4.22
2462MHz	Pass	9.78	-13.68	-13.74	-12.50	-11.72	-8.72	4.22
802.11ax HEW40_Nss1,(MCS0)_4TX	-	-	-	-	-	-	-	-
2422MHz	Pass	9.78	-15.09	-14.28	-13.97	-14.37	-9.11	4.22
2437MHz	Pass	9.78	-13.41	-12.48	-14.07	-13.35	-7.54	4.22
2452MHz	Pass	9.78	-15.39	-13.61	-13.03	-15.17	-8.24	4.22

DG = Directional Gain; RBW=3kHz;
PD = trace bin-by-bin of each transmits port summing can be performed maximum power density; **Port X** = Port Xpower density;

802.11ax HEW20_Nss1,(MCS0)_4TX PSD

2412MHz

06/12/2018

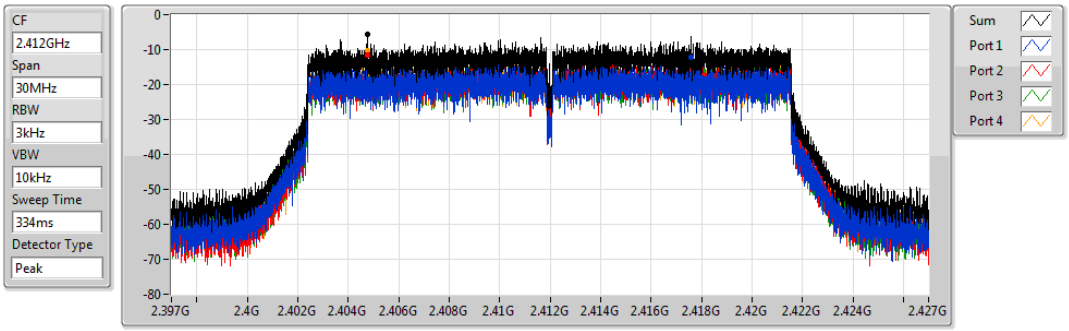

Sum	PD	Port 1	Port 2	Port 3	Port 4
(dBm/RBW)	(dBm/RBW)	(dBm/RBW)	(dBm/RBW)	(dBm/RBW)	(dBm/RBW)
-5.49	-5.49	-12.07	-11.48	-11.67	-10.36

802.11ax HEW20_Nss1,(MCS0)_4TX PSD

2437MHz

06/12/2018

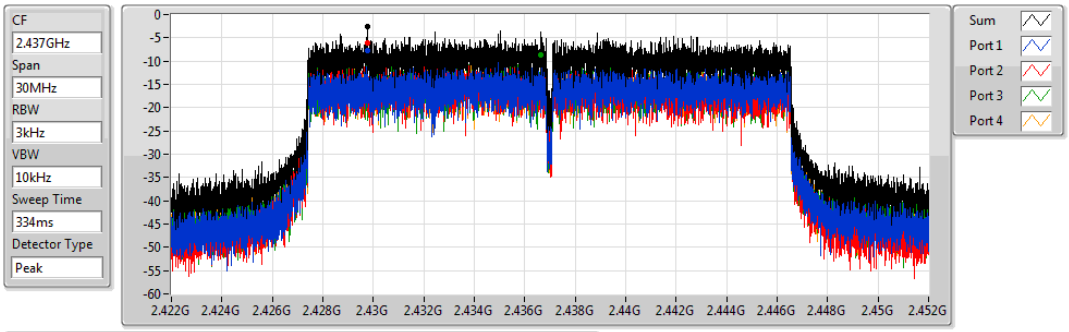

Sum	PD	Port 1	Port 2	Port 3	Port 4
(dBm/RBW)	(dBm/RBW)	(dBm/RBW)	(dBm/RBW)	(dBm/RBW)	(dBm/RBW)
-2.48	-2.48	-7.69	-6.15	-8.76	-8.72

802.11ax HEW20_Nss1,(MCS0)_4TX PSD

2462MHz

06/12/2018

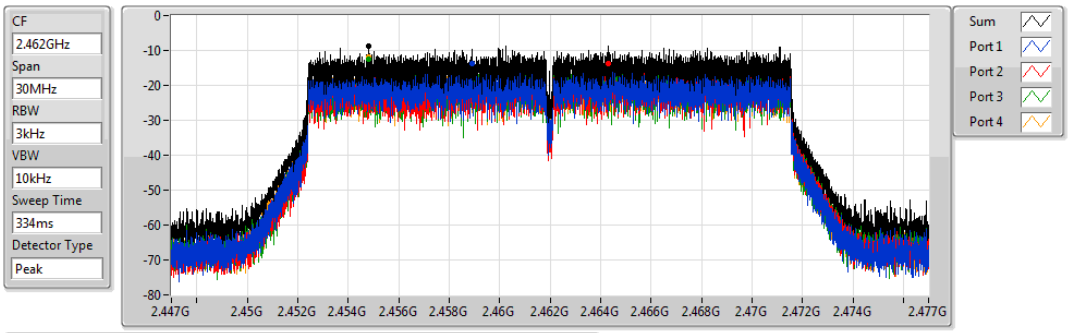

Sum	PD	Port 1	Port 2	Port 3	Port 4
(dBm/RBW)	(dBm/RBW)	(dBm/RBW)	(dBm/RBW)	(dBm/RBW)	(dBm/RBW)
-8.72	-8.72	-13.68	-13.74	-12.50	-11.72

802.11ax HEW40_Nss1,(MCS0)_4TX PSD

2422MHz

06/12/2018

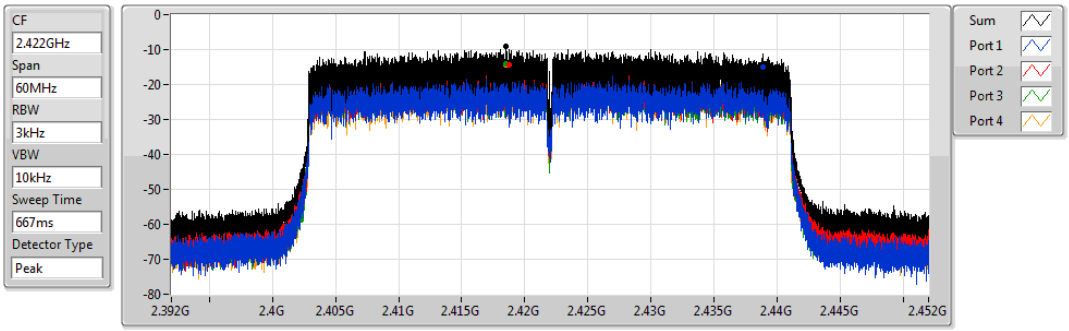

Sum	PD	Port 1	Port 2	Port 3	Port 4
(dBm/RBW)	(dBm/RBW)	(dBm/RBW)	(dBm/RBW)	(dBm/RBW)	(dBm/RBW)
-9.11	-9.11	-15.09	-14.28	-13.97	-14.37

802.11ax HEW40_Nss1,(MCS0)_4TX PSD

2437MHz

06/12/2018

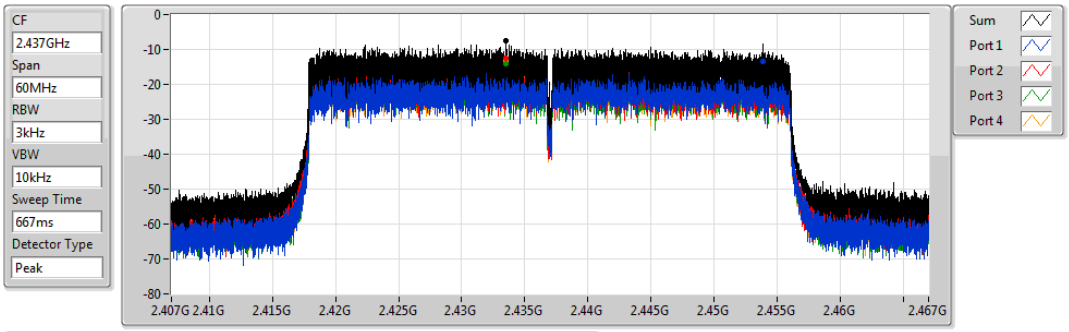

Sum	PD	Port 1	Port 2	Port 3	Port 4
(dBm/RBW)	(dBm/RBW)	(dBm/RBW)	(dBm/RBW)	(dBm/RBW)	(dBm/RBW)
-7.54	-7.54	-13.41	-12.48	-14.07	-13.35

802.11ax HEW40_Nss1,(MCS0)_4TX PSD

2452MHz

06/12/2018

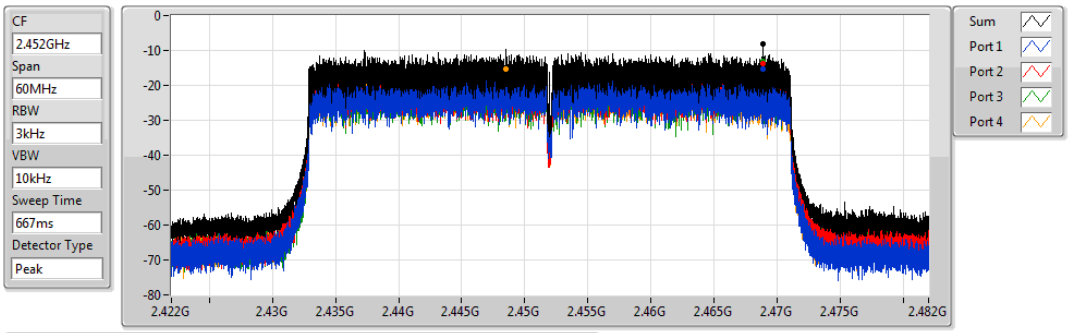

Sum	PD	Port 1	Port 2	Port 3	Port 4
(dBm/RBW)	(dBm/RBW)	(dBm/RBW)	(dBm/RBW)	(dBm/RBW)	(dBm/RBW)
-8.24	-8.24	-15.39	-13.61	-13.03	-15.17

Summary

Mode	PD (dBm/RBW)
2.4-2.4835GHz	-
802.11ax HEW20-BF_Nss1,(MCS0)_4TX	-5.53
802.11ax HEW40-BF_Nss1,(MCS0)_4TX	-11.94

RBW=3kHz.

Result

Mode	Result	DG (dBi)	Port 1 (dBm/RBW)	Port 2 (dBm/RBW)	Port 3 (dBm/RBW)	Port 4 (dBm/RBW)	PD (dBm/RBW)	PD Limit (dBm/RBW)
802.11ax HEW20-BF_Nss1,(MCS0)_4TX	-	-	-	-	-	-	-	-
2412MHz	Pass	9.78	-14.58	-15.41	-14.67	-15.04	-8.91	4.22
2437MHz	Pass	9.78	-12.54	-12.00	-10.77	-10.42	-5.53	4.22
2462MHz	Pass	9.78	-16.36	-15.65	-16.24	-15.19	-9.85	4.22
802.11ax HEW40-BF_Nss1,(MCS0)_4TX	-	-	-	-	-	-	-	-
2422MHz	Pass	9.78	-19.42	-17.29	-18.95	-18.49	-13.38	4.22
2437MHz	Pass	9.78	-18.58	-17.34	-17.13	-17.61	-11.94	4.22
2452MHz	Pass	9.78	-18.90	-17.35	-17.73	-19.29	-12.25	4.22

DG = Directional Gain; RBW=3kHz;
PD = trace bin-by-bin of each transmits port summing can be performed maximum power density; **Port X** = Port Xpower density;

802.11ax HEW20-BF_Nss1,(MCS0)_4TX PSD

2412MHz

07/12/2018

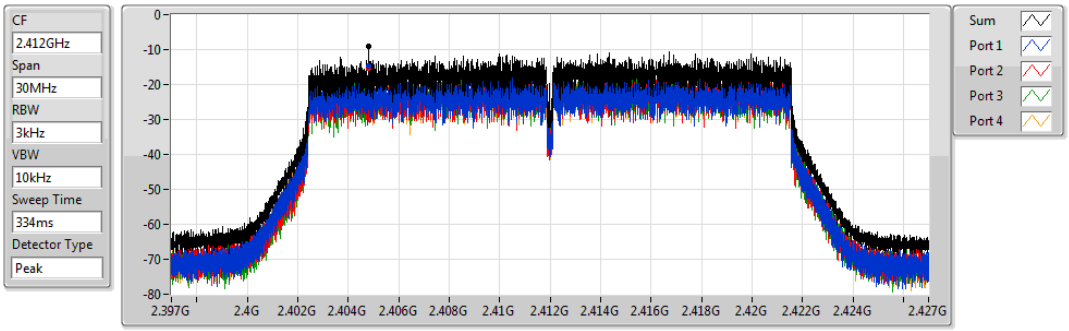

Sum	PD	Port 1	Port 2	Port 3	Port 4
(dBm/RBW)	(dBm/RBW)	(dBm/RBW)	(dBm/RBW)	(dBm/RBW)	(dBm/RBW)
-8.91	-8.91	-14.58	-15.41	-14.67	-15.04

802.11ax HEW20-BF_Nss1,(MCS0)_4TX PSD

2437MHz

07/12/2018

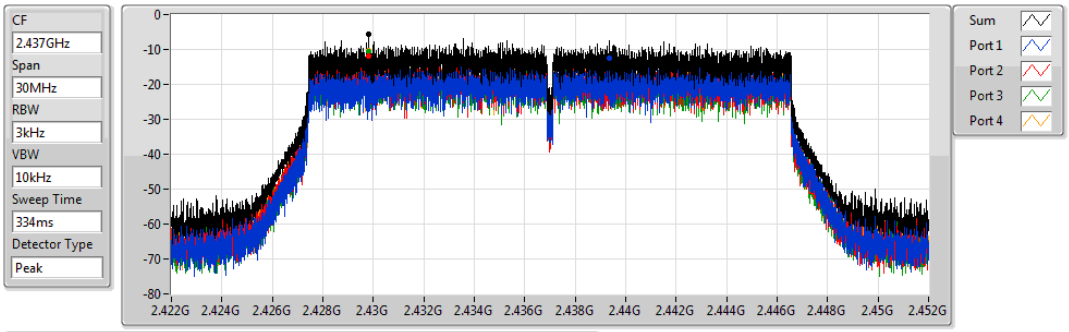

Sum	PD	Port 1	Port 2	Port 3	Port 4
(dBm/RBW)	(dBm/RBW)	(dBm/RBW)	(dBm/RBW)	(dBm/RBW)	(dBm/RBW)
-5.53	-5.53	-12.54	-12.00	-10.77	-10.42

802.11ax HEW20-BF_Nss1,(MCS0)_4TX PSD

2462MHz

07/12/2018

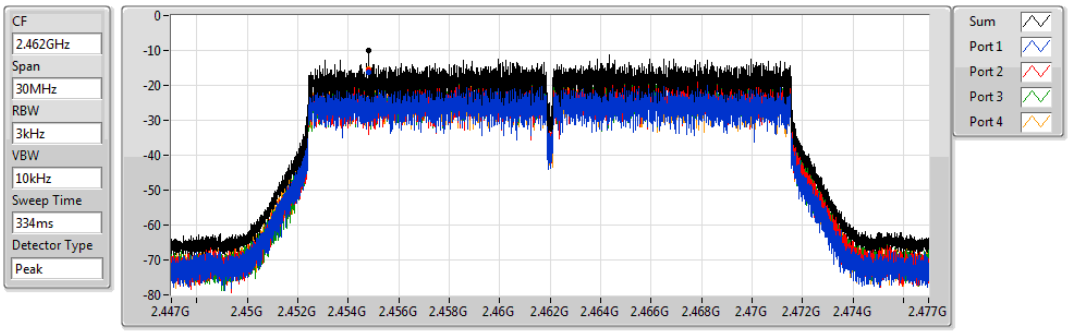

Sum	PD	Port 1	Port 2	Port 3	Port 4
(dBm/RBW)	(dBm/RBW)	(dBm/RBW)	(dBm/RBW)	(dBm/RBW)	(dBm/RBW)
-9.85	-9.85	-16.36	-15.65	-16.24	-15.19

802.11ax HEW40-BF_Nss1,(MCS0)_4TX PSD

2422MHz

07/12/2018

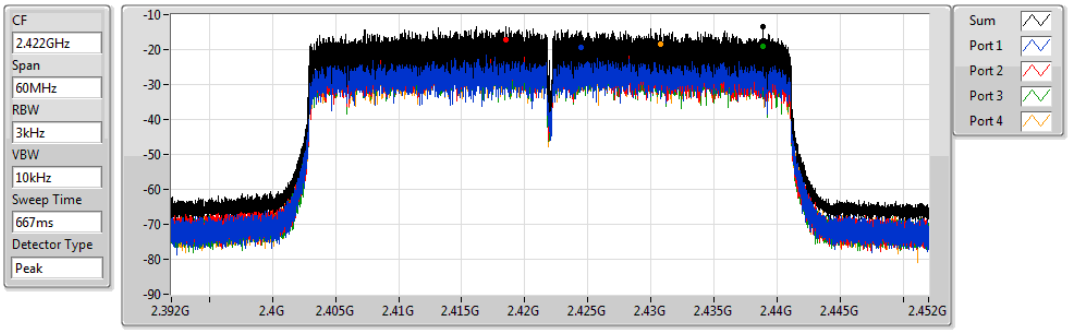

Sum	PD	Port 1	Port 2	Port 3	Port 4
(dBm/RBW)	(dBm/RBW)	(dBm/RBW)	(dBm/RBW)	(dBm/RBW)	(dBm/RBW)
-13.38	-13.38	-19.42	-17.29	-18.95	-18.49

802.11ax HEW40-BF_Nss1,(MCS0)_4TX PSD

2437MHz

07/12/2018

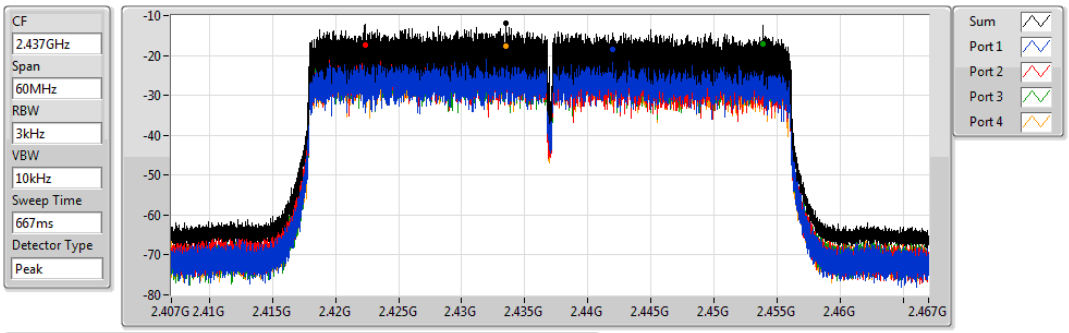

Sum	PD	Port 1	Port 2	Port 3	Port 4
(dBm/RBW)	(dBm/RBW)	(dBm/RBW)	(dBm/RBW)	(dBm/RBW)	(dBm/RBW)
-11.94	-11.94	-18.58	-17.34	-17.13	-17.61

802.11ax HEW40-BF_Nss1,(MCS0)_4TX PSD

2452MHz

07/12/2018

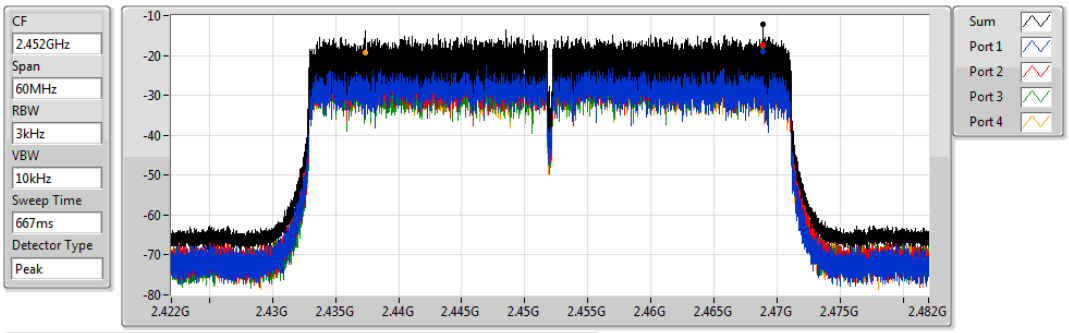

Sum	PD	Port 1	Port 2	Port 3	Port 4
(dBm/RBW)	(dBm/RBW)	(dBm/RBW)	(dBm/RBW)	(dBm/RBW)	(dBm/RBW)
-12.25	-12.25	-18.90	-17.35	-17.73	-19.29

Summary

Mode	PD (dBm/RBW)
2.4-2.4835GHz	-
802.11ax HEW20_Nss4,(MCS0)_4TX	-3.65
802.11ax HEW40_Nss4,(MCS0)_4TX	-9.98

RBW=3kHz.

Result

Mode	Result	DG (dBi)	Port 1 (dBm/RBW)	Port 2 (dBm/RBW)	Port 3 (dBm/RBW)	Port 4 (dBm/RBW)	PD (dBm/RBW)	PD Limit (dBm/RBW)
802.11ax HEW20_Nss4,(MCS0)_4TX	-	-	-	-	-	-	-	-
2412MHz	Pass	3.76	-12.03	-11.11	-11.97	-11.33	-7.94	8.00
2437MHz	Pass	3.76	-7.52	-7.01	-7.67	-7.63	-3.65	8.00
2462MHz	Pass	3.76	-12.35	-11.87	-11.90	-11.69	-8.63	8.00
802.11ax HEW40_Nss4,(MCS0)_4TX	-	-	-	-	-	-	-	-
2422MHz	Pass	3.76	-17.16	-15.85	-16.05	-14.58	-11.67	8.00
2437MHz	Pass	3.76	-15.93	-14.55	-15.58	-14.22	-9.98	8.00
2452MHz	Pass	3.76	-17.78	-16.72	-16.94	-16.95	-12.68	8.00

DG = Directional Gain; RBW=3kHz;
PD = trace bin-by-bin of each transmits port summing can be performed maximum power density; **Port X** = Port Xpower density;

802.11ax HEW20_Nss4,(MCS0)_4TX PSD

2412MHz

06/12/2018

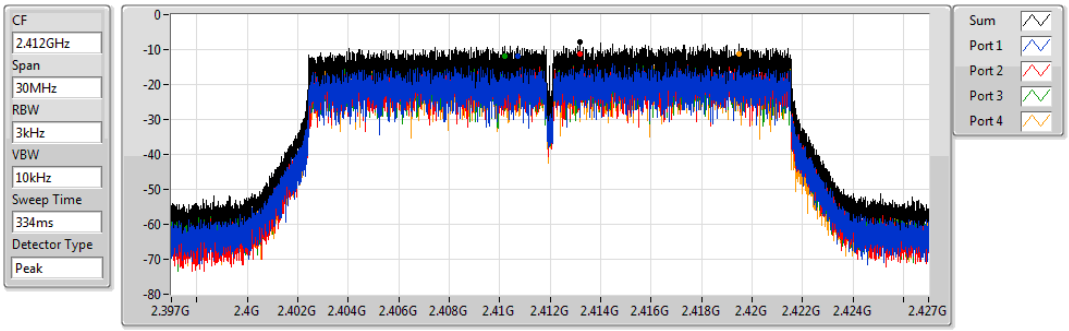

Sum	PD	Port 1	Port 2	Port 3	Port 4
(dBm/RBW)	(dBm/RBW)	(dBm/RBW)	(dBm/RBW)	(dBm/RBW)	(dBm/RBW)
-7.94	-7.94	-12.03	-11.11	-11.97	-11.33

802.11ax HEW20_Nss4,(MCS0)_4TX PSD

2437MHz

06/12/2018

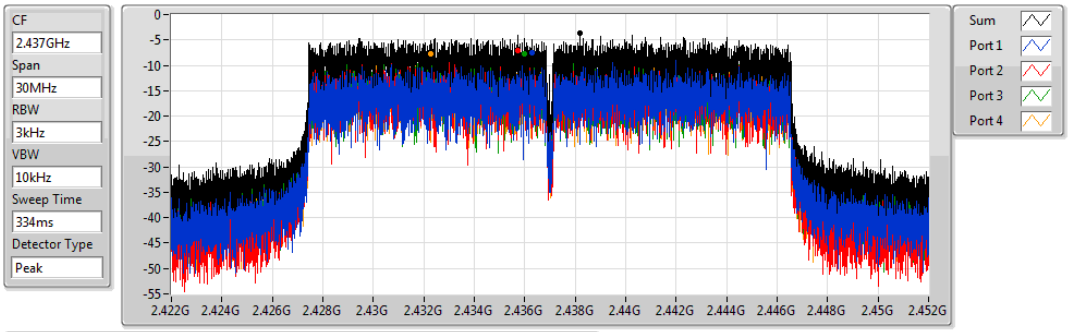

Sum	PD	Port 1	Port 2	Port 3	Port 4
(dBm/RBW)	(dBm/RBW)	(dBm/RBW)	(dBm/RBW)	(dBm/RBW)	(dBm/RBW)
-3.65	-3.65	-7.52	-7.01	-7.67	-7.63

802.11ax HEW20_Nss4,(MCS0)_4TX PSD

2462MHz

06/12/2018

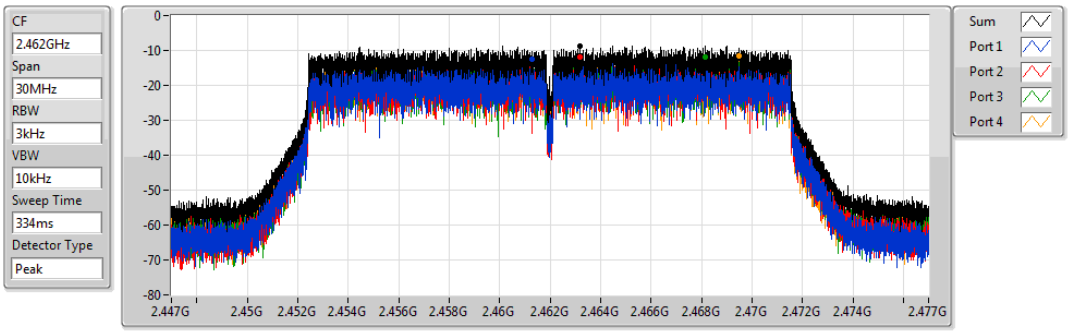

Sum	PD	Port 1	Port 2	Port 3	Port 4
(dBm/RBW)	(dBm/RBW)	(dBm/RBW)	(dBm/RBW)	(dBm/RBW)	(dBm/RBW)
-8.63	-8.63	-12.35	-11.87	-11.90	-11.69

802.11ax HEW40_Nss4,(MCS0)_4TX PSD

2422MHz

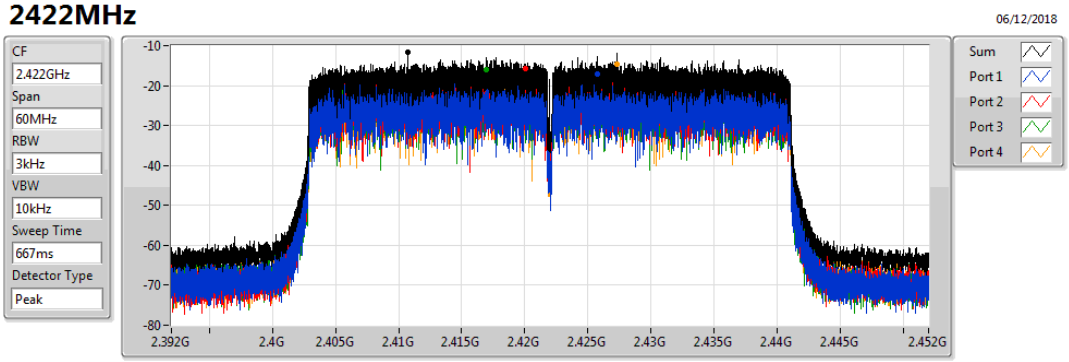

Sum	PD	Port 1	Port 2	Port 3	Port 4
(dBm/RBW)	(dBm/RBW)	(dBm/RBW)	(dBm/RBW)	(dBm/RBW)	(dBm/RBW)
-11.67	-11.67	-17.16	-15.85	-16.05	-14.58

802.11ax HEW40_Nss4,(MCS0)_4TX PSD

2437MHz

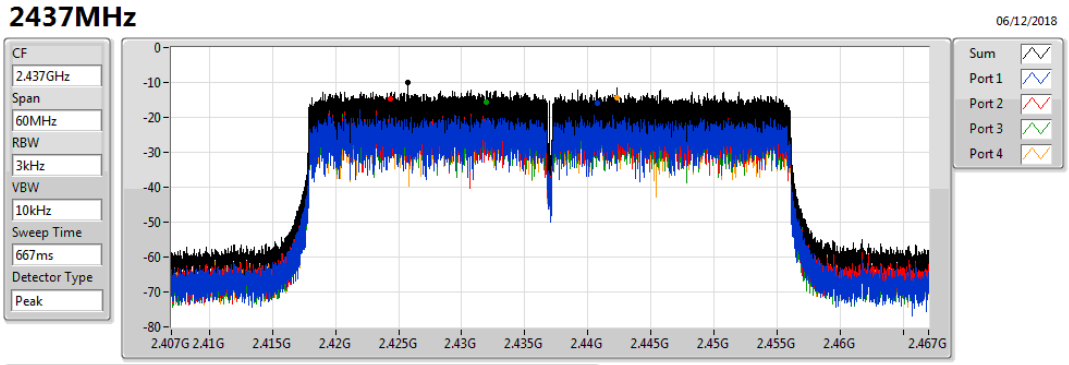

Sum	PD	Port 1	Port 2	Port 3	Port 4
(dBm/RBW)	(dBm/RBW)	(dBm/RBW)	(dBm/RBW)	(dBm/RBW)	(dBm/RBW)
-9.98	-9.98	-15.93	-14.55	-15.58	-14.22

802.11ax HEW40_Nss4,(MCS0)_4TX PSD

2452MHz

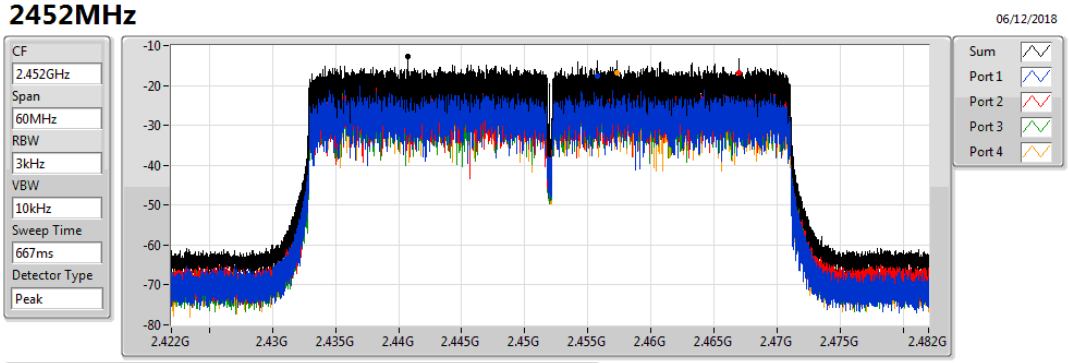

Sum	PD	Port 1	Port 2	Port 3	Port 4
(dBm/RBW)	(dBm/RBW)	(dBm/RBW)	(dBm/RBW)	(dBm/RBW)	(dBm/RBW)
-12.68	-12.68	-17.78	-16.72	-16.94	-16.95

Summary

Mode	Result	Ref (Hz)	Ref (dBm)	Limit (dBm)	Freq (Hz)	Level (dBm)	Freq (Hz)	Level (dBm)	Freq (Hz)	Level (dBm)	Freq (Hz)	Level (dBm)	Port
2.4-2.4835GHz	-	-	-	-	-	-	-	-	-	-	-	-	-
802.11b_Nss1,(1Mbps)_1TX	Pass	2.43749G	13.07	-16.93	827.73M	-44.64	2.399G	-26.56	2.48416G	-43.36	7.11994G	-43.29	1
802.11g_Nss1,(6Mbps)_1TX	Pass	2.43578G	6.78	-23.22	892.1M	-44.42	2.39796G	-27.88	2.48818G	-44.22	6.2546G	-43.06	1

Result

Mode	Result	Ref (Hz)	Ref (dBm)	Limit (dBm)	Freq (Hz)	Level (dBm)	Freq (Hz)	Level (dBm)	Freq (Hz)	Level (dBm)	Freq (Hz)	Level (dBm)	Port
802.11b_Nss1,(1Mbps)_1TX	-	-	-	-	-	-	-	-	-	-	-	-	-
2412MHz	Pass	2.43749G	13.07	-16.93	827.73M	-44.64	2.399G	-26.56	2.48416G	-43.36	7.11994G	-43.29	1
2437MHz	Pass	2.43749G	13.07	-16.93	890.64M	-43.58	2.399G	-39.11	2.48826G	-41.15	6.44003G	-43.14	1
2462MHz	Pass	2.43749G	13.07	-16.93	923.26M	-44.81	2.3988G	-44.54	2.49022G	-42.49	6.42598G	-42.57	1
802.11g_Nss1,(6Mbps)_1TX	-	-	-	-	-	-	-	-	-	-	-	-	-
2412MHz	Pass	2.43578G	6.78	-23.22	892.1M	-44.42	2.39796G	-27.88	2.48818G	-44.22	6.2546G	-43.06	1
2437MHz	Pass	2.43578G	6.78	-23.22	779.1M	-45.10	2.3998G	-33.97	2.48478G	-38.20	6.25741G	-43.06	1
2462MHz	Pass	2.43578G	6.78	-23.22	71.36M	-44.69	2.39684G	-45.49	2.48396G	-37.02	6.91485G	-41.00	1

802.11b_Nss1,(1Mbps)_1TX **CSE NdB**

2412MHz

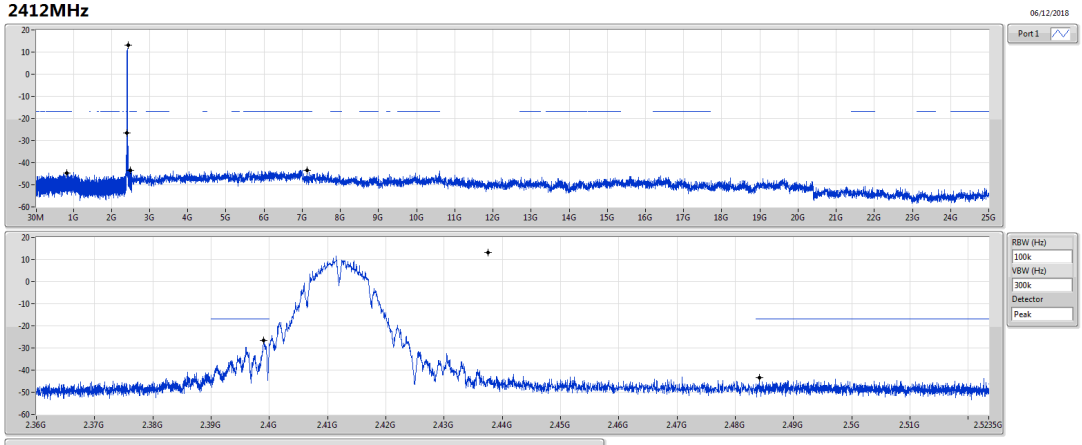

Ref(Hz)	Ref(dBm)	Limit(dBm)	Freq(Hz)	Level(dBm)	Freq(Hz)	Level(dBm)	Freq(Hz)	Level(dBm)	Freq(Hz)	Level(dBm)	Port
2.43749G	13.07	-16.93	827.73M	-44.64	2.399G	-26.56	2.48416G	-43.36	7.11994G	-43.29	1

802.11b_Nss1,(1Mbps)_1TX **CSE NdB**

2437MHz

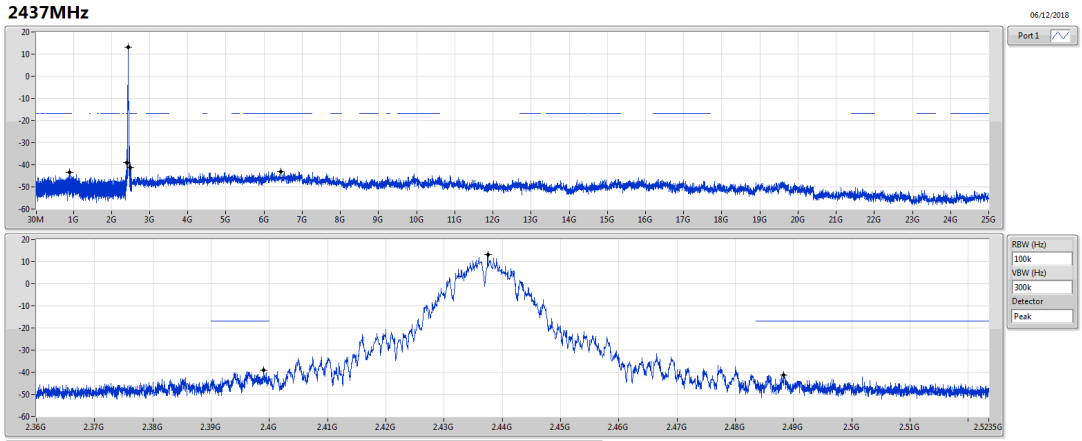

Ref(Hz)	Ref(dBm)	Limit(dBm)	Freq(Hz)	Level(dBm)	Freq(Hz)	Level(dBm)	Freq(Hz)	Level(dBm)	Freq(Hz)	Level(dBm)	Port
2.43749G	13.07	-16.93	890.64M	-43.58	2.399G	-39.11	2.48826G	-41.15	6.44003G	-43.14	1

802.11b_Nss1,(1Mbps)_1TX **CSE NdB**

2462MHz

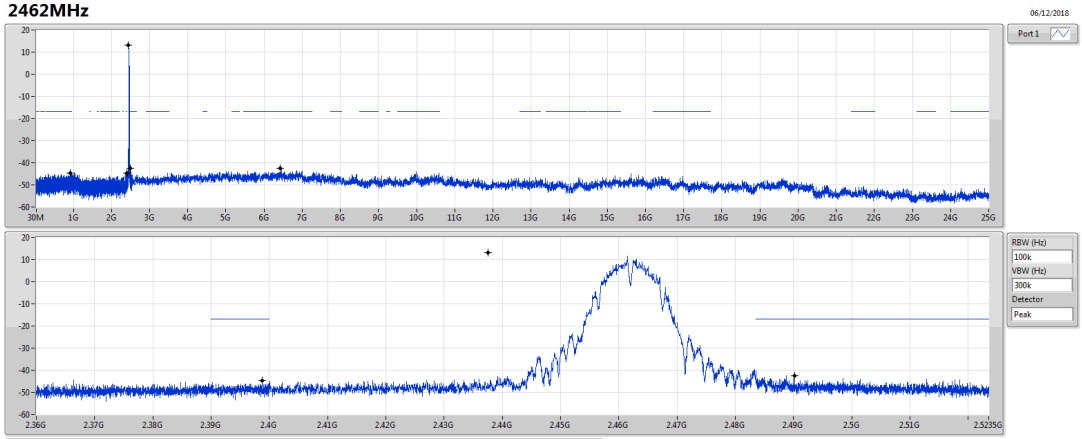

Ref(Hz)	Ref(dBm)	Limit(dBm)	Freq(Hz)	Level(dBm)	Freq(Hz)	Level(dBm)	Freq(Hz)	Level(dBm)	Freq(Hz)	Level(dBm)	Port
2.43749G	13.07	-16.93	923.26M	-44.81	2.3988G	-44.54	2.49022G	-42.49	6.42598G	-42.57	1

802.11g_Nss1,(6Mbps)_1TX **CSE NdB**

2412MHz

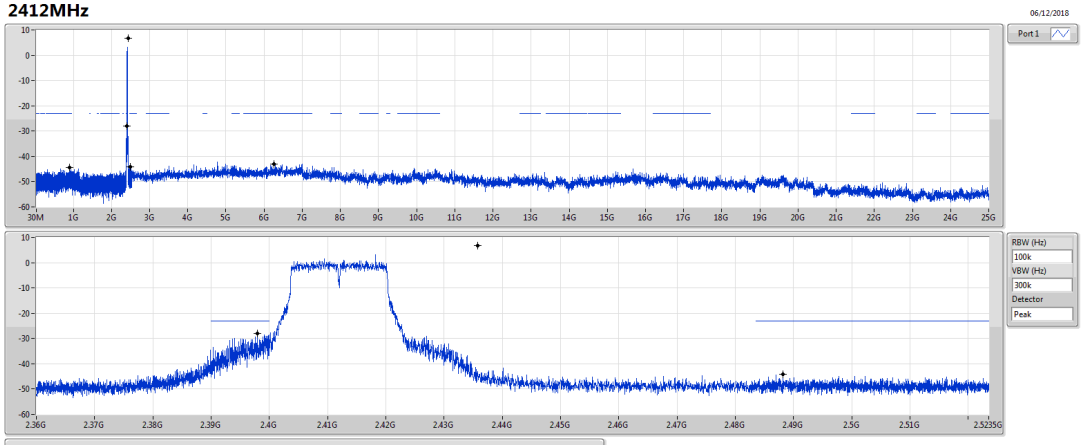

Ref(Hz)	Ref(dBm)	Limit(dBm)	Freq(Hz)	Level(dBm)	Freq(Hz)	Level(dBm)	Freq(Hz)	Level(dBm)	Freq(Hz)	Level(dBm)	Port
2.43578G	6.78	-23.22	892.1M	-44.42	2.39796G	-27.88	2.48818G	-44.22	6.2546G	-43.06	1

802.11g_Nss1,(6Mbps)_1TX **CSE NdB**

2437MHz

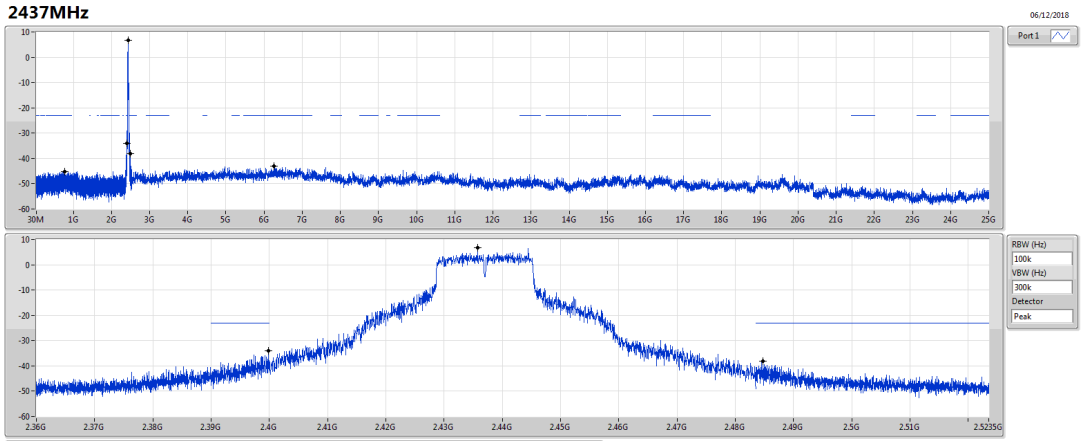

Ref(Hz)	Ref(dBm)	Limit(dBm)	Freq(Hz)	Level(dBm)	Freq(Hz)	Level(dBm)	Freq(Hz)	Level(dBm)	Freq(Hz)	Level(dBm)	Port
2.43578G	6.78	-23.22	779.1M	-45.10	2.3998G	-33.97	2.48478G	-38.20	6.25741G	-43.06	1

802.11g_Nss1,(6Mbps)_1TX **CSE NdB**

2462MHz

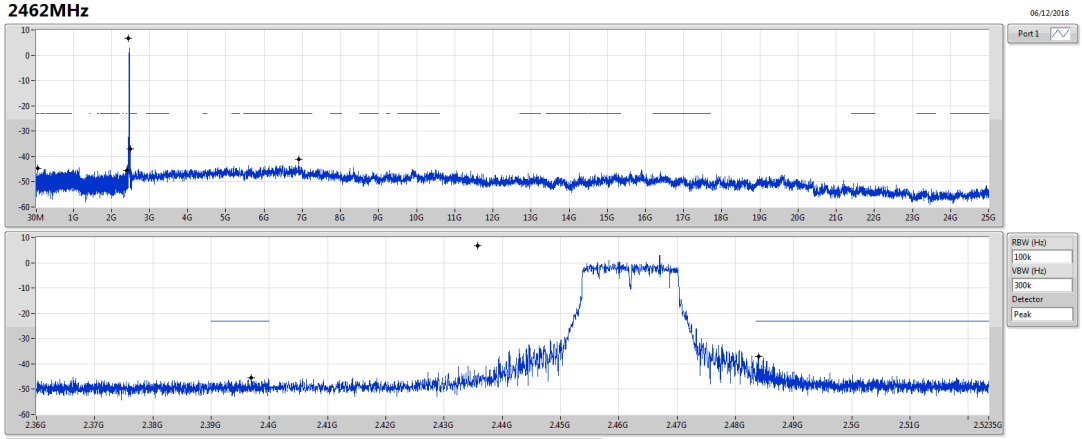

Ref(Hz)	Ref(dBm)	Limit(dBm)	Freq(Hz)	Level(dBm)	Freq(Hz)	Level(dBm)	Freq(Hz)	Level(dBm)	Freq(Hz)	Level(dBm)	Port
2.43578G	6.78	-23.22	71.36M	-44.69	2.39684G	-45.49	2.48396G	-37.02	6.91485G	-41.00	1

Summary

Mode	Result	Ref (Hz)	Ref (dBm)	Limit (dBm)	Freq (Hz)	Level (dBm)	Freq (Hz)	Level (dBm)	Freq (Hz)	Level (dBm)	Freq (Hz)	Level (dBm)	Port
2.4-2.4835GHz	-	-	-	-	-	-	-	-	-	-	-	-	-
802.11ax HEW20_Nss1,(MCS0)_1TX	Pass	2.4395G	7.94	-22.06	902.88M	-44.30	2.39974G	-25.95	2.50466G	-44.43	6.79965G	-43.45	1
802.11ax HEW40_Nss1,(MCS0)_1TX	Pass	2.44075G	1.25	-28.75	890.47M	-44.62	2.39708G	-45.24	2.48426G	-35.12	6.06359G	-41.37	1

Result

Mode	Result	Ref (Hz)	Ref (dBm)	Limit (dBm)	Freq (Hz)	Level (dBm)	Freq (Hz)	Level (dBm)	Freq (Hz)	Level (dBm)	Freq (Hz)	Level (dBm)	Port
802.11ax HEW20_Nss1,(MCS0)_1TX	-	-	-	-	-	-	-	-	-	-	-	-	-
2412MHz	Pass	2.4395G	7.94	-22.06	902.88M	-44.30	2.39974G	-25.95	2.50466G	-44.43	6.79965G	-43.45	1
2437MHz	Pass	2.4395G	7.94	-22.06	952.39M	-44.48	2.39952G	-34.35	2.48386G	-35.72	6.22369G	-42.95	1
2462MHz	Pass	2.4395G	7.94	-22.06	770.65M	-43.35	2.39514G	-45.41	2.48382G	-35.99	6.03264G	-43.38	1
802.11ax HEW40_Nss1,(MCS0)_1TX	-	-	-	-	-	-	-	-	-	-	-	-	-
2422MHz	Pass	2.44075G	1.25	-28.75	933.98M	-44.24	2.39824G	-35.63	2.49974G	-44.99	6.18139G	-42.80	1
2437MHz	Pass	2.44075G	1.25	-28.75	770.53M	-44.26	2.39848G	-35.13	2.48434G	-38.89	6.27674G	-42.63	1
2452MHz	Pass	2.44075G	1.25	-28.75	890.47M	-44.62	2.39708G	-45.24	2.48426G	-35.12	6.06359G	-41.37	1

802.11ax HEW20_Nss1,(MCS0)_1TX **CSE NdB**

2412MHz

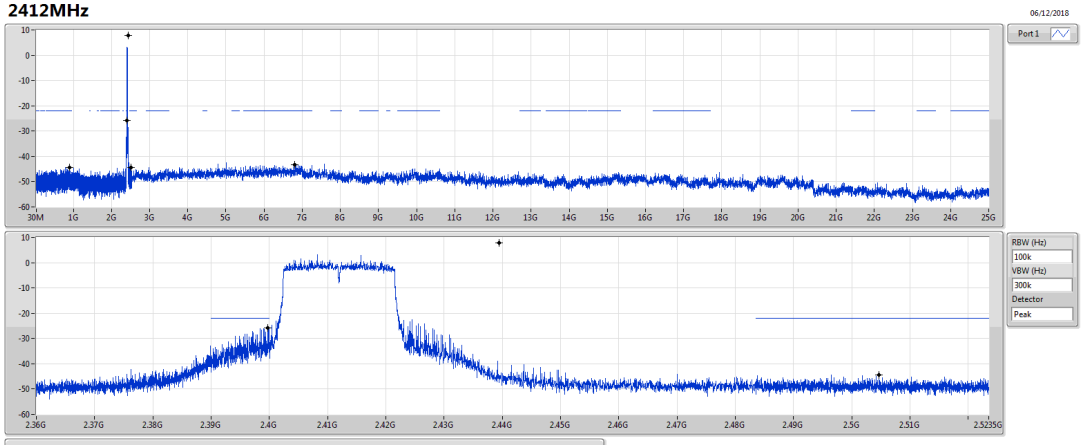

Ref(Hz)	Ref(dBm)	Limit(dBm)	Freq(Hz)	Level(dBm)	Freq(Hz)	Level(dBm)	Freq(Hz)	Level(dBm)	Freq(Hz)	Level(dBm)	Port
2.4395G	7.94	-22.06	902.88M	-44.30	2.39974G	-25.95	2.50466G	-44.43	6.79965G	-43.45	1

802.11ax HEW20_Nss1,(MCS0)_1TX **CSE NdB**

2437MHz

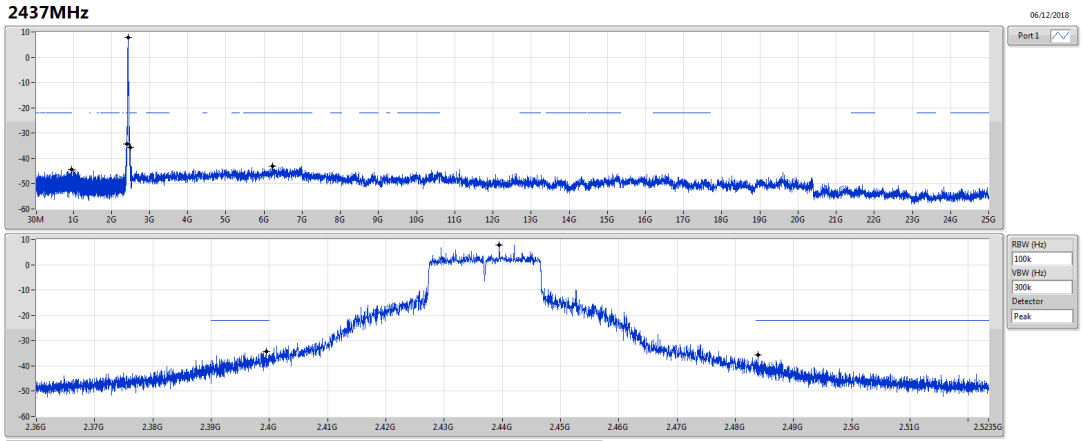

Ref(Hz)	Ref(dBm)	Limit(dBm)	Freq(Hz)	Level(dBm)	Freq(Hz)	Level(dBm)	Freq(Hz)	Level(dBm)	Freq(Hz)	Level(dBm)	Port
2.4395G	7.94	-22.06	952.39M	-44.48	2.39952G	-34.35	2.48386G	-35.72	6.22369G	-42.95	1

802.11ax HEW20_Nss1,(MCS0)_1TX **CSE NdB**

2462MHz

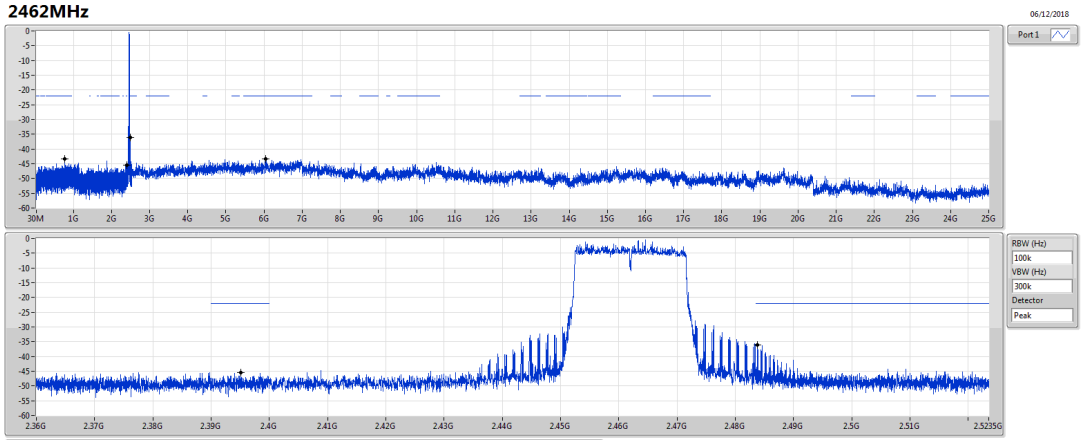

Ref(Hz)	Ref(dBm)	Limit(dBm)	Freq(Hz)	Level(dBm)	Freq(Hz)	Level(dBm)	Freq(Hz)	Level(dBm)	Freq(Hz)	Level(dBm)	Port
2.4395G	7.94	-22.06	770.65M	-43.35	2.39514G	-45.41	2.48382G	-35.99	6.03264G	-43.38	1

802.11ax HEW40_Nss1,(MCS0)_1TX **CSE NdB**

2422MHz

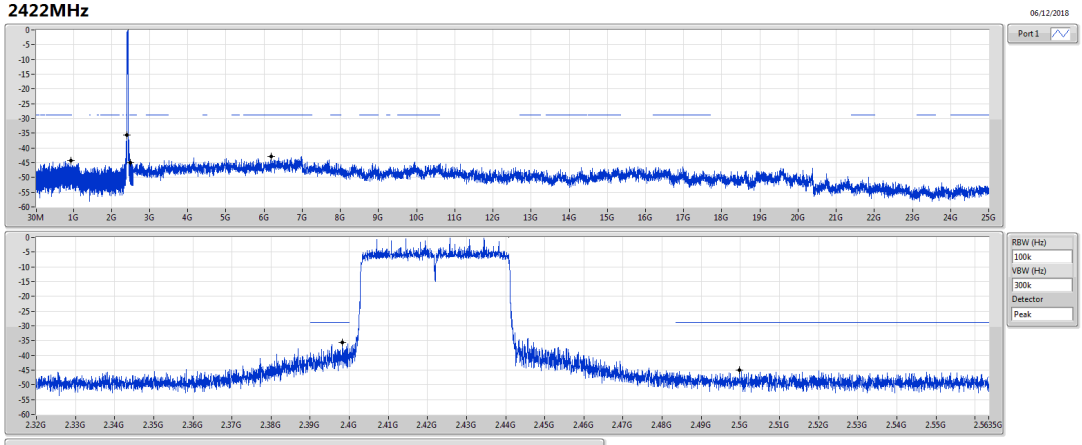

Ref(Hz)	Ref(dBm)	Limit(dBm)	Freq(Hz)	Level(dBm)	Freq(Hz)	Level(dBm)	Freq(Hz)	Level(dBm)	Freq(Hz)	Level(dBm)	Port
2.44075G	1.25	-28.75	933.98M	-44.24	2.39824G	-35.63	2.49974G	-44.99	6.18139G	-42.80	1

802.11ax HEW40_Nss1,(MCS0)_1TX **CSE NdB**

2437MHz

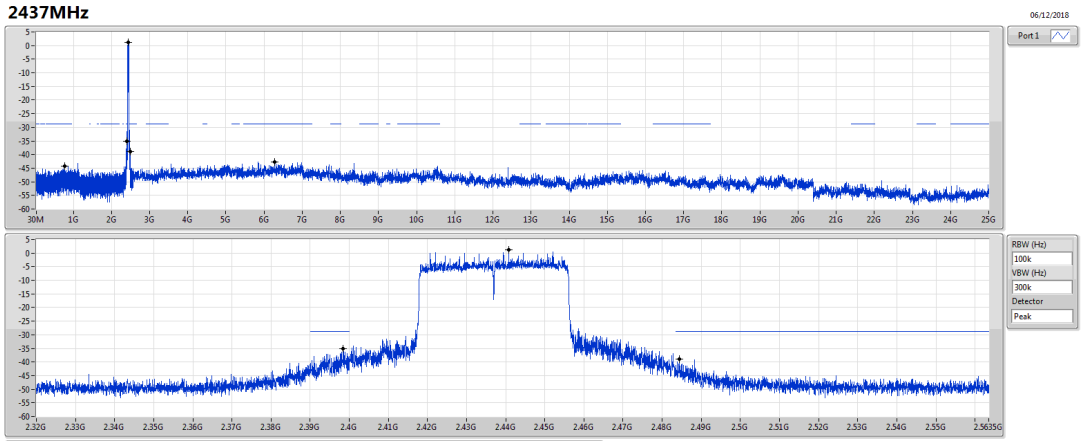

Ref(Hz)	Ref(dBm)	Limit(dBm)	Freq(Hz)	Level(dBm)	Freq(Hz)	Level(dBm)	Freq(Hz)	Level(dBm)	Freq(Hz)	Level(dBm)	Port
2.44075G	1.25	-28.75	770.53M	-44.26	2.39848G	-35.13	2.48434G	-38.89	6.27674G	-42.63	1

802.11ax HEW40_Nss1,(MCS0)_1TX **CSE NdB**

2452MHz

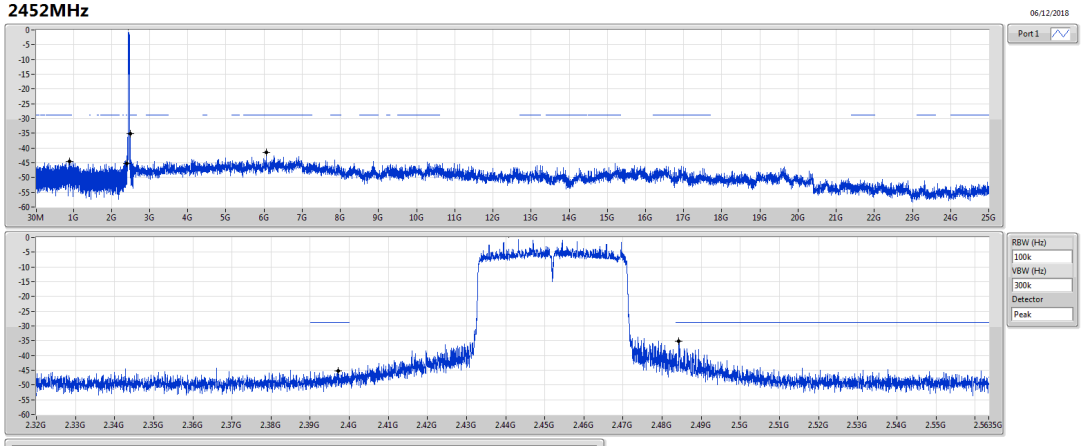

Ref(Hz)	Ref(dBm)	Limit(dBm)	Freq(Hz)	Level(dBm)	Freq(Hz)	Level(dBm)	Freq(Hz)	Level(dBm)	Freq(Hz)	Level(dBm)	Port
2.44075G	1.25	-28.75	890.47M	-44.62	2.39708G	-45.24	2.48426G	-35.12	6.06359G	-41.37	1

Summary

Mode	Result	Ref (Hz)	Ref (dBm)	Limit (dBm)	Freq (Hz)	Level (dBm)	Freq (Hz)	Level (dBm)	Freq (Hz)	Level (dBm)	Freq (Hz)	Level (dBm)	Port
2.4-2.4835GHz	-	-	-	-	-	-	-	-	-	-	-	-	-
802.11ax HEW20_Nss2,(MCS0)_2TX	Pass	2.44446G	9.11	-20.89	716.77M	-44.11	2.39992G	-34.07	2.48424G	-37.99	16.5966G	-35.85	1
802.11ax HEW40_Nss2,(MCS0)_2TX	Pass	2.43202G	2.51	-27.49	2.05436G	-44.07	2.3976G	-31.17	2.48654G	-42.78	24.28764G	-35.79	2

Result

Mode	Result	Ref (Hz)	Ref (dBm)	Limit (dBm)	Freq (Hz)	Level (dBm)	Freq (Hz)	Level (dBm)	Freq (Hz)	Level (dBm)	Freq (Hz)	Level (dBm)	Port
802.11ax HEW20_Nss2,(MCS0)_2TX	-	-	-	-	-	-	-	-	-	-	-	-	-
2412MHz	Pass	2.44446G	9.11	-20.89	769.19M	-44.13	2.39996G	-34.92	2.4848G	-42.98	24.30042G	-36.26	1
2412MHz	Pass	2.44446G	9.11	-20.89	2.04225G	-43.59	2.39954G	-35.41	2.48996G	-42.79	24.76962G	-35.28	2
2437MHz	Pass	2.44446G	9.11	-20.89	716.77M	-44.11	2.39992G	-34.07	2.48424G	-37.99	16.5966G	-35.85	1
2437MHz	Pass	2.44446G	9.11	-20.89	877.54M	-43.24	2.39946G	-34.17	2.48758G	-38.49	16.91689G	-35.63	2
2462MHz	Pass	2.44446G	9.11	-20.89	1.81798G	-43.41	2.39588G	-44.47	2.48492G	-38.25	17.5378G	-36.32	1
2462MHz	Pass	2.44446G	9.11	-20.89	2.30932G	-44.03	2.39126G	-44.00	2.48398G	-40.19	16.48984G	-35.84	2
802.11ax HEW40_Nss2,(MCS0)_2TX	-	-	-	-	-	-	-	-	-	-	-	-	-
2422MHz	Pass	2.43202G	2.51	-27.49	2.30025G	-44.08	2.39768G	-37.29	2.49038G	-43.16	16.90884G	-35.92	1
2422MHz	Pass	2.43202G	2.51	-27.49	2.05436G	-44.07	2.3976G	-31.17	2.48654G	-42.78	24.28764G	-35.79	2
2437MHz	Pass	2.43202G	2.51	-27.49	639.43M	-44.01	2.39856G	-37.46	2.48382G	-40.30	16.42365G	-35.56	1
2437MHz	Pass	2.43202G	2.51	-27.49	871.86M	-44.06	2.39852G	-33.60	2.4839G	-38.65	16.96493G	-36.05	2
2452MHz	Pass	2.43202G	2.51	-27.49	726.45M	-43.51	2.39936G	-44.00	2.48662G	-37.36	16.99578G	-36.08	1
2452MHz	Pass	2.43202G	2.51	-27.49	748.2M	-44.34	2.39572G	-43.39	2.48758G	-33.61	24.90184G	-35.64	2

802.11ax HEW20_Nss2,(MCS0)_2TX **CSE NdB**

2412MHz

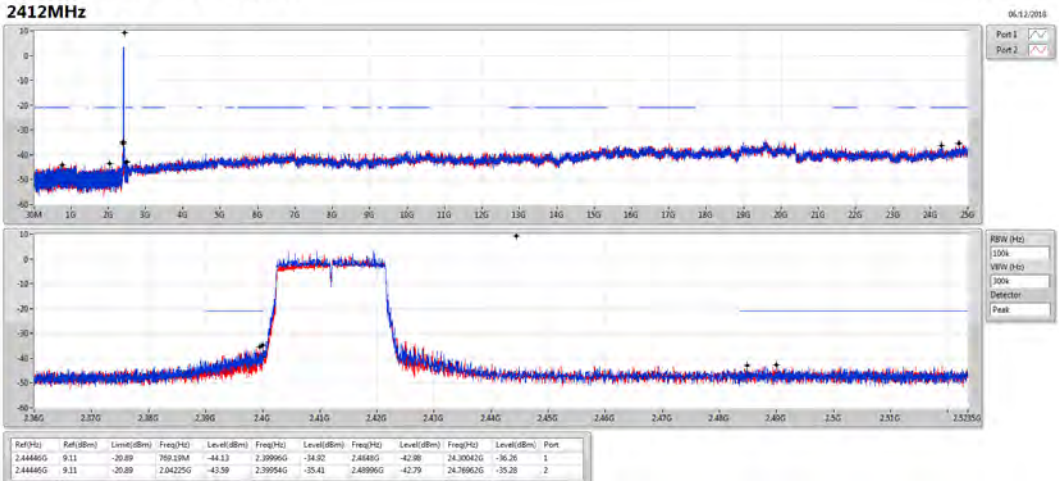

Ref(Hz)	Ref(dBm)	Limit(dBm)	Freq(Hz)	Level(dBm)	Freq(Hz)	Level(dBm)	Freq(Hz)	Level(dBm)	Freq(Hz)	Level(dBm)	Port
2.44446G	9.11	-20.89	769.19M	-44.13	2.39996G	-34.92	2.4648G	-42.98	24.30042G	-36.26	1
2.44446G	9.11	-20.89	2.04225G	-43.59	2.39954G	-35.41	2.48996G	-42.79	24.76962G	-35.28	2

802.11ax HEW20_Nss2,(MCS0)_2TX **CSE NdB**

2437MHz

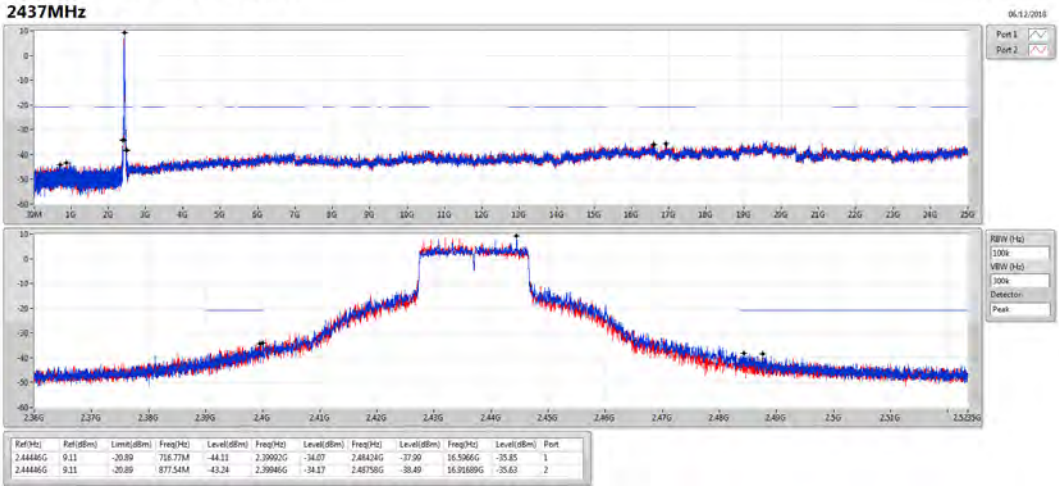

Ref(Hz)	Ref(dBm)	Limit(dBm)	Freq(Hz)	Level(dBm)	Freq(Hz)	Level(dBm)	Freq(Hz)	Level(dBm)	Freq(Hz)	Level(dBm)	Port
2.44446G	9.11	-20.89	716.77M	-44.11	2.39992G	-34.07	2.48424G	-37.99	16.5066G	-35.85	1
2.44446G	9.11	-20.89	877.54M	-43.24	2.39946G	-34.17	2.48758G	-38.49	16.91689G	-35.63	2

802.11ax HEW20_Nss2,(MCS0)_2TX **CSE NdB**

2462MHz

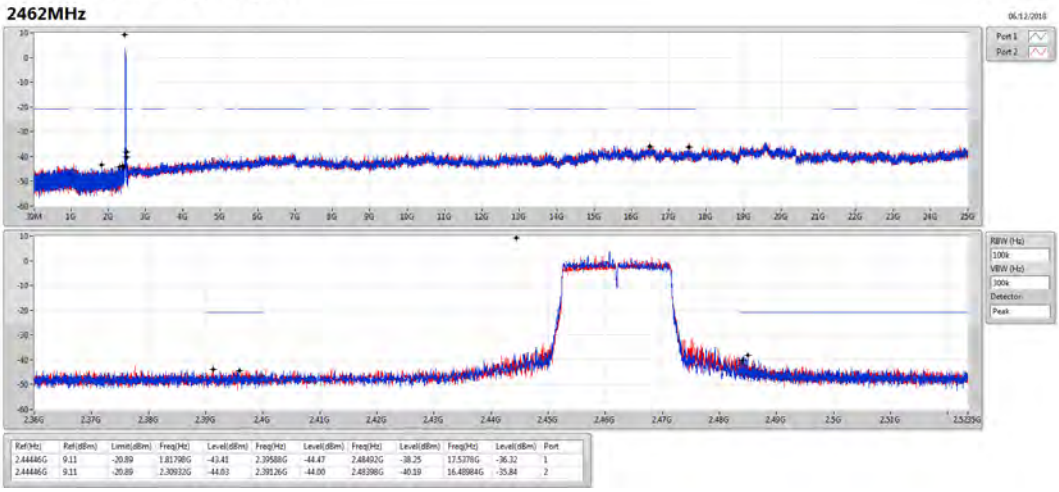

Ref(Hz)	Ref(dBm)	Limit(dBm)	Freq(Hz)	Level(dBm)	Freq(Hz)	Level(dBm)	Freq(Hz)	Level(dBm)	Freq(Hz)	Level(dBm)	Port
2.44446G	9.11	-20.89	1.81798G	-43.41	2.39588G	-44.47	2.48492G	-38.25	17.5378G	-36.32	1
2.44446G	9.11	-20.89	2.30932G	-44.03	2.39126G	-44.00	2.48398G	-40.19	16.48984G	-35.84	2

802.11ax HEW40_Nss2,(MCS0)_2TX CSE NdB

2422MHz

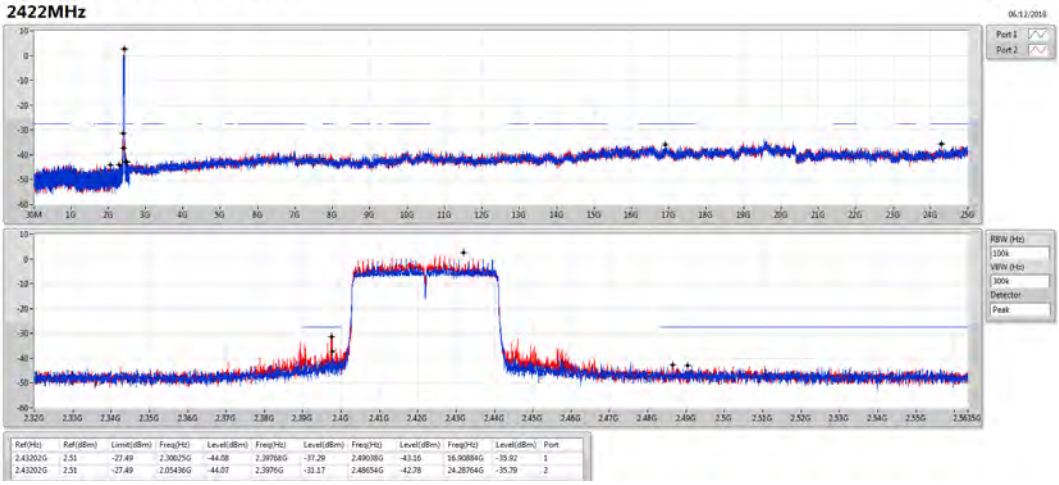

Ref(Hz)	Ref(dBm)	Limit(dBm)	Freq(Hz)	Level(dBm)	Freq(Hz)	Level(dBm)	Freq(Hz)	Level(dBm)	Freq(Hz)	Level(dBm)	Port
2.43202G	2.51	-27.49	2.30025G	-44.08	2.39768G	-37.29	2.49038G	-43.16	16.90884G	-35.92	1
2.43202G	2.51	-27.49	2.05436G	-44.07	2.3976G	-33.17	2.48654G	-42.78	24.28764G	-35.79	2

802.11ax HEW40_Nss2,(MCS0)_2TX CSE NdB

2437MHz

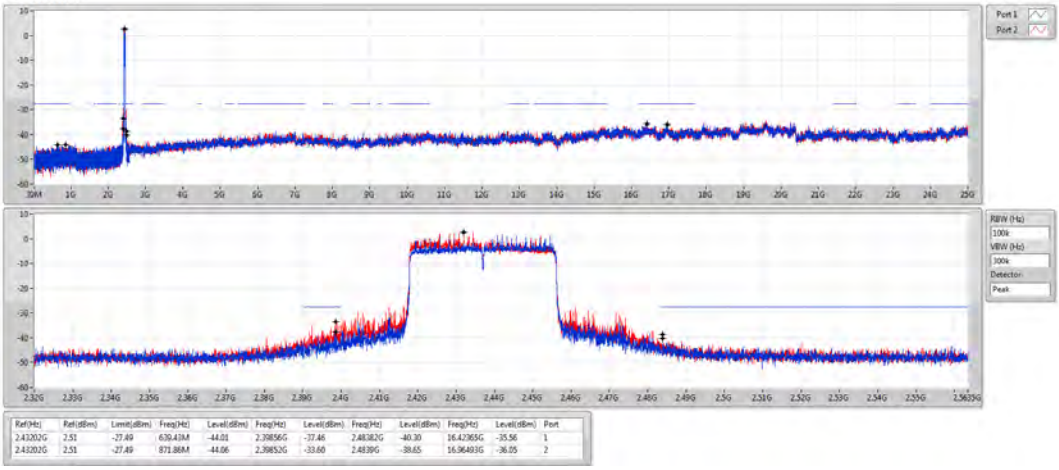

Ref(Hz)	Ref(dBm)	Limit(dBm)	Freq(Hz)	Level(dBm)	Freq(Hz)	Level(dBm)	Freq(Hz)	Level(dBm)	Freq(Hz)	Level(dBm)	Port
2.43202G	2.51	-27.49	639.43M	-44.01	2.39856G	-37.46	2.48382G	-40.30	16.42365G	-35.56	1
2.43202G	2.51	-27.49	871.86M	-44.06	2.39852G	-33.60	2.4839G	-38.65	16.96493G	-36.05	2

802.11ax HEW40_Nss2,(MCS0)_2TX CSE NdB

2452MHz

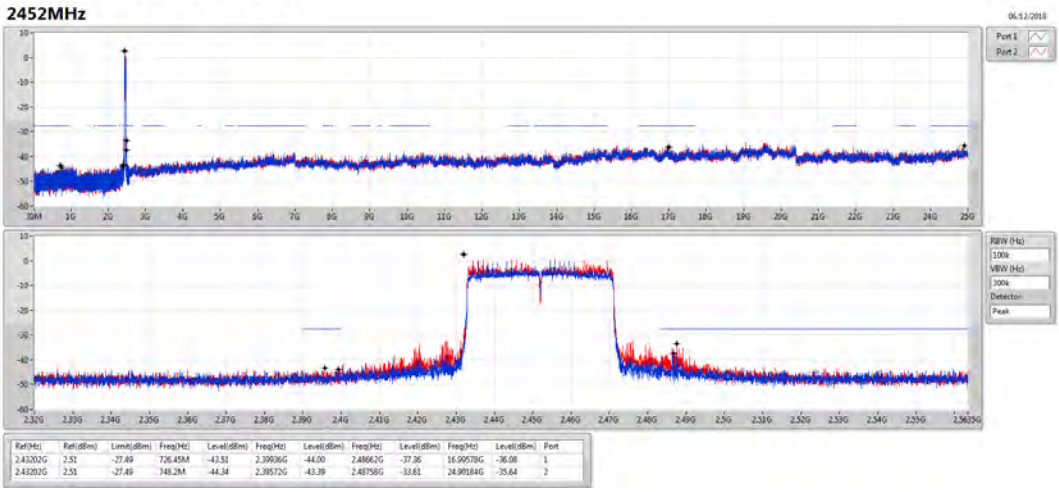

Ref(Hz)	Ref(dBm)	Limit(dBm)	Freq(Hz)	Level(dBm)	Freq(Hz)	Level(dBm)	Freq(Hz)	Level(dBm)	Freq(Hz)	Level(dBm)	Port
2.43202G	2.51	-27.49	726.45M	-43.51	2.39936G	-44.00	2.48662G	-37.36	16.99578G	-36.08	1
2.43202G	2.51	-27.49	748.2M	-44.34	2.39572G	-43.39	2.48758G	-33.61	24.90184G	-35.64	2

Summary

Mode	Result	Ref (Hz)	Ref (dBm)	Limit (dBm)	Freq (Hz)	Level (dBm)	Freq (Hz)	Level (dBm)	Freq (Hz)	Level (dBm)	Freq (Hz)	Level (dBm)	Port
2.4-2.4835GHz	-	-	-	-	-	-	-	-	-	-	-	-	-
802.11b_Nss1,(1Mbps)_4TX	Pass	2.43745G	14.18	-15.82	870.55M	-43.16	2.39998G	-29.09	2.495G	-42.16	16.60222G	-34.74	3
802.11g_Nss1,(6Mbps)_4TX	Pass	2.43073G	7.82	-22.18	647.16M	-44.46	2.39886G	-33.04	2.49158G	-41.83	16.58255G	-35.41	3

Result

Mode	Result	Ref (Hz)	Ref (dBm)	Limit (dBm)	Freq (Hz)	Level (dBm)	Freq (Hz)	Level (dBm)	Freq (Hz)	Level (dBm)	Freq (Hz)	Level (dBm)	Port
802.11b_Nss1,(1Mbps)_4TX	-	-	-	-	-	-	-	-	-	-	-	-	-
2412MHz	Pass	2.43745G	14.18	-15.82	1.88468G	-44.23	2.39994G	-30.66	2.49276G	-43.12	24.90167G	-35.18	1
2412MHz	Pass	2.43745G	14.18	-15.82	860.06M	-43.41	2.39998G	-33.03	2.48406G	-42.58	24.71062G	-35.38	2
2412MHz	Pass	2.43745G	14.18	-15.82	870.55M	-43.16	2.39998G	-29.09	2.495G	-42.16	16.60222G	-34.74	3
2412MHz	Pass	2.43745G	14.18	-15.82	847.25M	-44.31	2.39996G	-29.78	2.49224G	-42.74	16.31002G	-35.26	4
2437MHz	Pass	2.43745G	14.18	-15.82	785.21M	-43.35	2.39088G	-42.71	2.49338G	-42.54	16.9787G	-35.96	1
2437MHz	Pass	2.43745G	14.18	-15.82	824.24M	-44.09	2.39904G	-43.27	2.49332G	-41.66	24.92695G	-35.66	2
2437MHz	Pass	2.43745G	14.18	-15.82	1.97497G	-42.58	2.39696G	-41.28	2.4847G	-41.00	24.90167G	-34.78	3
2437MHz	Pass	2.43745G	14.18	-15.82	928.51M	-43.48	2.39426G	-42.41	2.48402G	-42.09	16.27912G	-36.23	4
2462MHz	Pass	2.43745G	14.18	-15.82	1.76993G	-43.72	2.39426G	-43.92	2.49112G	-41.87	15.26487G	-35.84	1
2462MHz	Pass	2.43745G	14.18	-15.82	1.98778G	-44.01	2.39212G	-43.70	2.49092G	-42.18	16.41398G	-34.69	2
2462MHz	Pass	2.43745G	14.18	-15.82	2.1171G	-43.53	2.3916G	-44.06	2.48476G	-42.35	24.84828G	-35.59	3
2462MHz	Pass	2.43745G	14.18	-15.82	892.39M	-42.89	2.39586G	-44.01	2.48856G	-41.89	24.86795G	-35.97	4
802.11g_Nss1,(6Mbps)_4TX	-	-	-	-	-	-	-	-	-	-	-	-	-
2412MHz	Pass	2.43073G	7.82	-22.18	2.30437G	-44.33	2.39962G	-34.20	2.48558G	-42.79	15.21991G	-35.43	1
2412MHz	Pass	2.43073G	7.82	-22.18	1.95487G	-43.93	2.39884G	-35.45	2.50468G	-42.39	24.96909G	-35.85	2
2412MHz	Pass	2.43073G	7.82	-22.18	647.16M	-44.46	2.39886G	-33.04	2.49158G	-41.83	16.58255G	-35.41	3
2412MHz	Pass	2.43073G	7.82	-22.18	758.13M	-44.58	2.3982G	-35.86	2.50972G	-41.04	24.94943G	-34.41	4
2437MHz	Pass	2.43073G	7.82	-22.18	642.79M	-44.06	2.39308G	-39.78	2.4953G	-41.87	16.31845G	-35.85	1
2437MHz	Pass	2.43073G	7.82	-22.18	934.91M	-44.00	2.39366G	-40.95	2.49314G	-41.59	16.42802G	-35.91	2
2437MHz	Pass	2.43073G	7.82	-22.18	784.92M	-44.23	2.39856G	-37.83	2.48628G	-41.74	24.86233G	-35.61	3
2437MHz	Pass	2.43073G	7.82	-22.18	915.4M	-43.46	2.39368G	-38.66	2.48778G	-42.59	24.94943G	-35.24	4
2462MHz	Pass	2.43073G	7.82	-22.18	698.13M	-44.29	2.39114G	-43.08	2.484G	-39.44	16.39431G	-35.42	1
2462MHz	Pass	2.43073G	7.82	-22.18	940.74M	-43.56	2.39446G	-43.35	2.48352G	-40.61	24.83705G	-35.46	2
2462MHz	Pass	2.43073G	7.82	-22.18	885.11M	-43.63	2.39928G	-43.87	2.48388G	-40.62	24.92976G	-35.44	3
2462MHz	Pass	2.43073G	7.82	-22.18	1.97235G	-43.94	2.3923G	-43.47	2.48382G	-39.99	16.98713G	-35.33	4

802.11b_Nss1,(1Mbps)_4TX CSE NdB

2412MHz

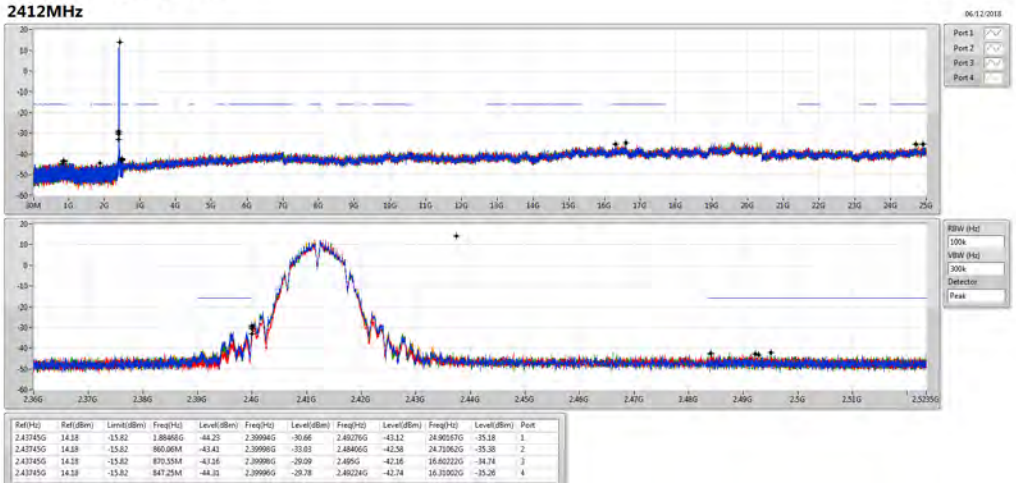

Ref(Hz)	Ref(dBm)	Limit(dBm)	Freq(Hz)	Level(dBm)	Freq(Hz)	Level(dBm)	Freq(Hz)	Level(dBm)	Freq(Hz)	Level(dBm)	Port
2.43745G	14.18	-15.82	1.88468G	-44.25	2.39994G	-30.66	2.49276G	-43.12	24.90167G	-35.18	1
2.43745G	14.18	-15.82	860.06M	-43.41	2.39998G	-33.03	2.48406G	-42.58	24.71062G	-35.38	2
2.43745G	14.18	-15.82	870.55M	-43.16	2.39998G	-29.09	2.495G	-42.16	16.60222G	-34.74	3
2.43745G	14.18	-15.82	847.25M	-44.31	2.39996G	-29.78	2.49224G	-42.74	16.31002G	-35.26	4

802.11b_Nss1,(1Mbps)_4TX CSE NdB

2437MHz

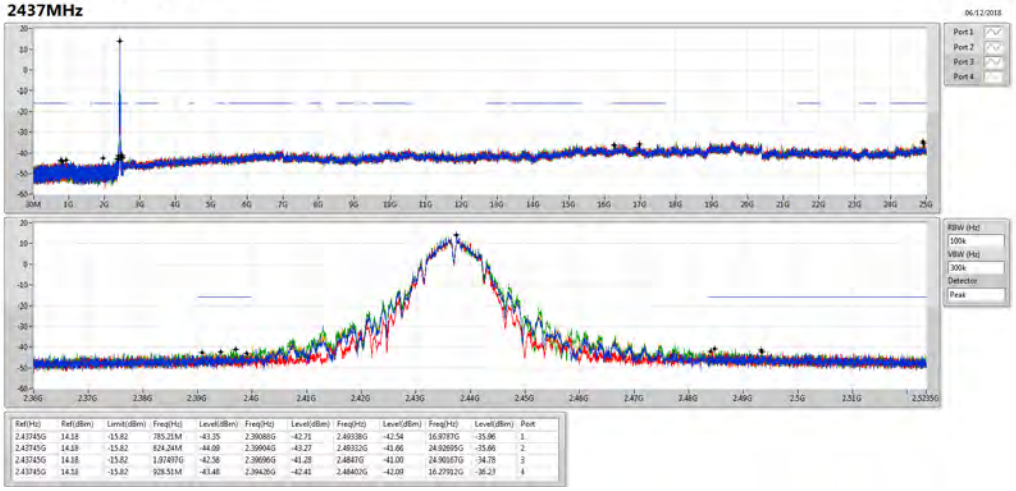

Ref(Hz)	Ref(dBm)	Limit(dBm)	Freq(Hz)	Level(dBm)	Freq(Hz)	Level(dBm)	Freq(Hz)	Level(dBm)	Freq(Hz)	Level(dBm)	Port
2.43745G	14.18	-15.82	785.21M	-43.25	2.39088G	-42.71	2.49338G	-42.54	16.9787G	-35.96	1
2.43745G	14.18	-15.82	624.24M	-44.08	2.39904G	-43.27	2.48332G	-41.66	24.82695G	-35.66	2
2.43745G	14.18	-15.82	1.07497G	-42.58	2.39696G	-41.28	2.4847G	-41.00	24.90167G	-34.78	3
2.43745G	14.18	-15.82	928.51M	-43.48	2.39426G	-42.41	2.48402G	-42.08	16.27912G	-36.23	4

802.11b_Nss1,(1Mbps)_4TX CSE NdB

2462MHz

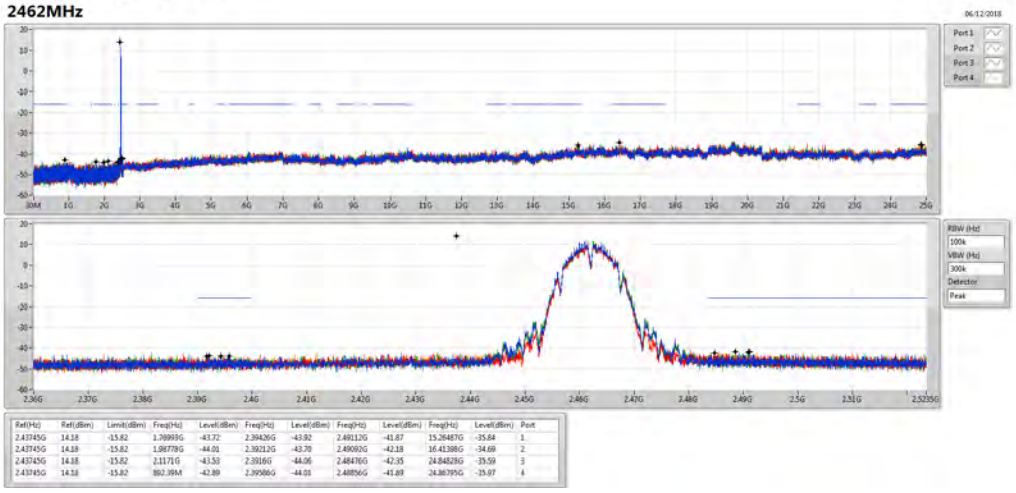

Ref(Hz)	Ref(dBm)	Limit(dBm)	Freq(Hz)	Level(dBm)	Freq(Hz)	Level(dBm)	Freq(Hz)	Level(dBm)	Freq(Hz)	Level(dBm)	Port
2.43745G	14.18	-15.82	1.78993G	-43.72	2.39426G	-43.92	2.49112G	-41.87	15.26487G	-35.84	1
2.43745G	14.18	-15.82	1.98778G	-44.01	2.39212G	-43.70	2.49092G	-42.18	16.41388G	-34.69	2
2.43745G	14.18	-15.82	2.1171G	-43.53	2.3916G	-44.06	2.48476G	-42.35	24.84528G	-35.59	3
2.43745G	14.18	-15.82	882.39M	-42.89	2.39586G	-44.01	2.48856G	-41.89	24.86795G	-35.87	4

802.11g_Nss1,(6Mbps)_4TX

2412MHz

CSE NdB

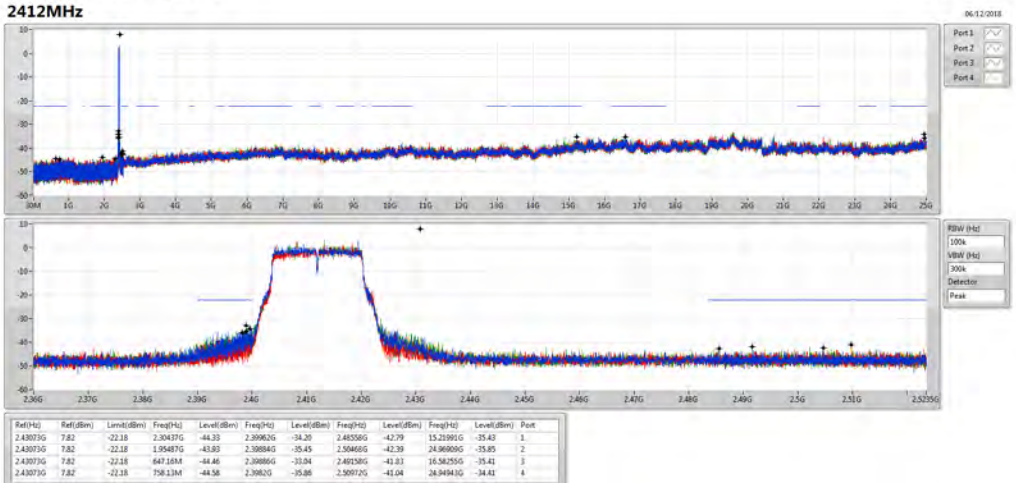

Ref(Hz)	Ref(dBm)	Limit(dBm)	Freq(Hz)	Level(dBm)	Freq(Hz)	Level(dBm)	Freq(Hz)	Level(dBm)	Freq(Hz)	Level(dBm)	Port
2.43073G	7.82	-22.18	2.30437G	-44.33	2.39962G	-34.20	2.48558G	-42.79	15.21991G	-35.43	1
2.43073G	7.82	-22.18	1.95487G	-43.83	2.39884G	-35.45	2.50466G	-42.39	24.96909G	-35.85	2
2.43073G	7.82	-22.18	647.16M	-44.46	2.39886G	-33.04	2.49158G	-41.83	16.58255G	-35.41	3
2.43073G	7.82	-22.18	758.13M	-44.58	2.3982G	-35.86	2.50972G	-41.04	24.94943G	-34.41	4

802.11g_Nss1,(6Mbps)_4TX

2437MHz

CSE NdB

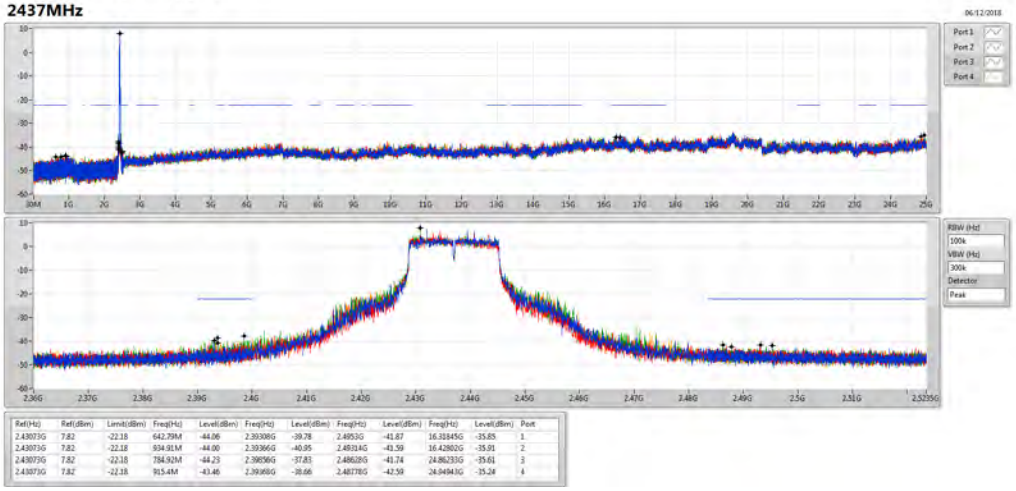

Ref(Hz)	Ref(dBm)	Limit(dBm)	Freq(Hz)	Level(dBm)	Freq(Hz)	Level(dBm)	Freq(Hz)	Level(dBm)	Freq(Hz)	Level(dBm)	Port
2.43073G	7.82	-22.18	642.79M	-44.06	2.39308G	-39.78	2.4953G	-41.87	16.33845G	-35.85	1
2.43073G	7.82	-22.18	934.91M	-44.00	2.39366G	-40.95	2.48931G	-41.59	16.42802G	-35.91	2
2.43073G	7.82	-22.18	784.92M	-44.23	2.39856G	-37.83	2.48628G	-41.74	24.86233G	-35.61	3
2.43073G	7.82	-22.18	915.4M	-43.46	2.39368G	-38.66	2.48778G	-42.59	24.94943G	-35.24	4

802.11g_Nss1,(6Mbps)_4TX

2462MHz

CSE NdB

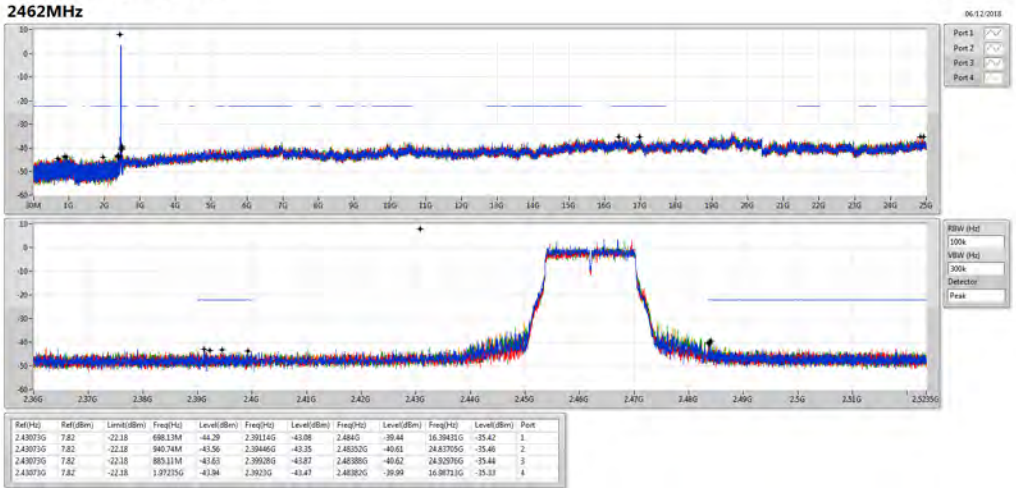

Ref(Hz)	Ref(dBm)	Limit(dBm)	Freq(Hz)	Level(dBm)	Freq(Hz)	Level(dBm)	Freq(Hz)	Level(dBm)	Freq(Hz)	Level(dBm)	Port
2.43073G	7.82	-22.18	698.13M	-44.29	2.39114G	-43.08	2.484G	-39.44	16.39431G	-35.42	1
2.43073G	7.82	-22.18	940.74M	-43.56	2.39446G	-43.35	2.48352G	-40.61	24.83705G	-35.48	2
2.43073G	7.82	-22.18	883.11M	-43.63	2.39928G	-43.87	2.48388G	-40.62	24.92976G	-35.44	3
2.43073G	7.82	-22.18	1.97215G	-43.84	2.3923G	-43.47	2.48382G	-39.99	16.9871G	-35.33	4

Summary

Mode	Result	Ref (Hz)	Ref (dBm)	Limit (dBm)	Freq (Hz)	Level (dBm)	Freq (Hz)	Level (dBm)	Freq (Hz)	Level (dBm)	Freq (Hz)	Level (dBm)	Port
2.4-2.4835GHz	-	-	-	-	-	-	-	-	-	-	-	-	-
802.11ax HEW20_Nss1,(MCS0)_4TX	Pass	2.442G	6.10	-23.90	619.78M	-44.20	2.39946G	-32.22	2.48784G	-42.97	16.43645G	-35.49	1
802.11ax HEW40_Nss1,(MCS0)_4TX	Pass	2.42572G	1.09	-28.91	855.55M	-44.32	2.39284G	-43.31	2.49022G	-42.20	24.92428G	-34.49	4

Result

Mode	Result	Ref (Hz)	Ref (dBm)	Limit (dBm)	Freq (Hz)	Level (dBm)	Freq (Hz)	Level (dBm)	Freq (Hz)	Level (dBm)	Freq (Hz)	Level (dBm)	Port
802.11ax HEW20_Nss1,(MCS0)_4TX	-	-	-	-	-	-	-	-	-	-	-	-	-
2412MHz	Pass	2.442G	6.10	-23.90	619.78M	-44.20	2.39946G	-32.22	2.48784G	-42.97	16.43645G	-35.49	1
2412MHz	Pass	2.442G	6.10	-23.90	893.85M	-44.01	2.39992G	-33.50	2.502G	-42.91	24.69657G	-36.11	2
2412MHz	Pass	2.442G	6.10	-23.90	2.15117G	-42.20	2.39946G	-32.92	2.5174G	-42.65	16.38588G	-35.73	3
2412MHz	Pass	2.442G	6.10	-23.90	782.3M	-44.13	2.3985G	-32.25	2.48498G	-43.45	16.5966G	-35.94	4
2437MHz	Pass	2.442G	6.10	-23.90	1.93565G	-44.28	2.39826G	-43.03	2.48594G	-42.49	16.90846G	-35.09	1
2437MHz	Pass	2.442G	6.10	-23.90	2.07516G	-43.38	2.39006G	-42.38	2.48478G	-42.57	16.57131G	-34.70	2
2437MHz	Pass	2.442G	6.10	-23.90	1.93594G	-43.21	2.39694G	-41.71	2.48694G	-41.88	17.46194G	-35.41	3
2437MHz	Pass	2.442G	6.10	-23.90	2.1337G	-44.04	2.39942G	-42.09	2.4844G	-41.76	24.77524G	-35.18	4
2462MHz	Pass	2.442G	6.10	-23.90	2.16079G	-42.97	2.39744G	-43.47	2.50042G	-42.60	24.89043G	-35.71	1
2462MHz	Pass	2.442G	6.10	-23.90	661.72M	-42.52	2.39354G	-43.61	2.4863G	-42.65	16.52917G	-35.34	2
2462MHz	Pass	2.442G	6.10	-23.90	858.02M	-44.22	2.3991G	-43.86	2.48678G	-41.48	16.58817G	-35.85	3
2462MHz	Pass	2.442G	6.10	-23.90	597.06M	-44.15	2.39072G	-44.17	2.50688G	-43.15	15.22272G	-35.16	4
802.11ax HEW40_Nss1,(MCS0)_4TX	-	-	-	-	-	-	-	-	-	-	-	-	-
2422MHz	Pass	2.42572G	1.09	-28.91	744.48M	-43.67	2.3922G	-43.29	2.5215G	-43.12	16.60875G	-35.88	1
2422MHz	Pass	2.42572G	1.09	-28.91	850.39M	-43.97	2.3968G	-40.03	2.55926G	-42.58	17.57352G	-35.81	2
2422MHz	Pass	2.42572G	1.09	-28.91	761.94M	-44.19	2.39548G	-41.21	2.51862G	-43.01	24.67467G	-35.23	3
2422MHz	Pass	2.42572G	1.09	-28.91	850.97M	-44.49	2.39924G	-42.36	2.5279G	-43.04	24.96074G	-35.91	4
2437MHz	Pass	2.42572G	1.09	-28.91	934.55M	-44.02	2.3992G	-41.52	2.48766G	-41.61	16.58351G	-35.53	1
2437MHz	Pass	2.42572G	1.09	-28.91	2.02087G	-42.94	2.39944G	-41.20	2.48582G	-42.59	16.43487G	-35.54	2
2437MHz	Pass	2.42572G	1.09	-28.91	903.35M	-43.14	2.39416G	-40.84	2.50418G	-42.42	16.41243G	-35.53	3
2437MHz	Pass	2.42572G	1.09	-28.91	2.10646G	-43.59	2.397G	-40.61	2.53522G	-42.41	16.32268G	-35.19	4
2452MHz	Pass	2.42572G	1.09	-28.91	729.88M	-44.52	2.39956G	-44.30	2.5533G	-42.23	16.93127G	-35.70	1
2452MHz	Pass	2.42572G	1.09	-28.91	668.91M	-43.33	2.39784G	-43.04	2.48402G	-41.53	16.60594G	-35.65	2
2452MHz	Pass	2.42572G	1.09	-28.91	897.91M	-44.37	2.39404G	-43.73	2.4971G	-41.85	16.28903G	-35.35	3
2452MHz	Pass	2.42572G	1.09	-28.91	855.55M	-44.32	2.39284G	-43.31	2.49022G	-42.20	24.92428G	-34.49	4

802.11ax HEW20_Nss1,(MCS0)_4TX CSE NdB

2412MHz

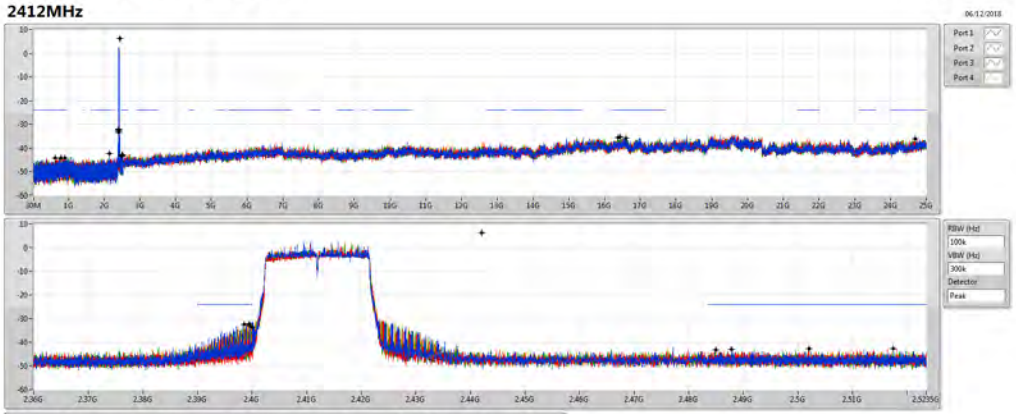

Ref(Hz)	Ref(dBm)	Limit(dBm)	Freq(Hz)	Level(dBm)	Freq(Hz)	Level(dBm)	Freq(Hz)	Level(dBm)	Freq(Hz)	Level(dBm)	Port
2.442G	6.10	-23.90	619.78M	-44.20	2.39946G	-32.22	2.48784G	-42.97	16.43645G	-35.49	1
2.442G	6.10	-23.90	893.85M	-44.01	2.39992G	-33.50	2.502G	-42.91	24.69657G	-36.11	2
2.442G	6.10	-23.90	2.15117G	-42.20	2.39946G	-32.92	2.5174G	-42.65	16.38588G	-35.73	3
2.442G	6.10	-23.90	782.3M	-44.13	2.3985G	-32.25	2.48408G	-43.45	16.5966G	-35.94	4

802.11ax HEW20_Nss1,(MCS0)_4TX CSE NdB

2437MHz

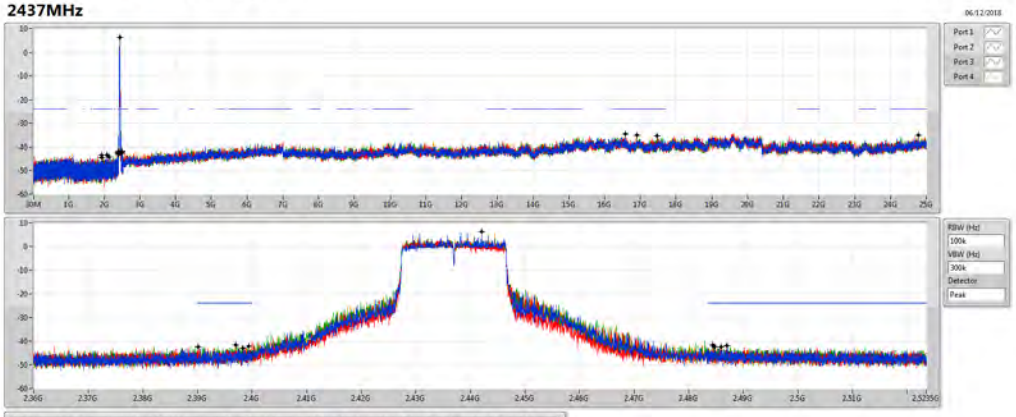

Ref(Hz)	Ref(dBm)	Limit(dBm)	Freq(Hz)	Level(dBm)	Freq(Hz)	Level(dBm)	Freq(Hz)	Level(dBm)	Freq(Hz)	Level(dBm)	Port
2.442G	6.10	-23.90	1.83565G	-44.28	2.39826G	-43.03	2.48594G	-42.49	16.90846G	-35.09	1
2.442G	6.10	-23.90	2.07516G	-43.38	2.39006G	-42.38	2.48478G	-42.57	16.57126G	-34.70	2
2.442G	6.10	-23.90	1.93594G	-43.21	2.39694G	-41.71	2.48694G	-41.88	17.46194G	-35.41	3
2.442G	6.10	-23.90	2.1337G	-44.04	2.39942G	-42.09	2.4844G	-41.76	24.77524G	-35.18	4

802.11ax HEW20_Nss1,(MCS0)_4TX CSE NdB

2462MHz

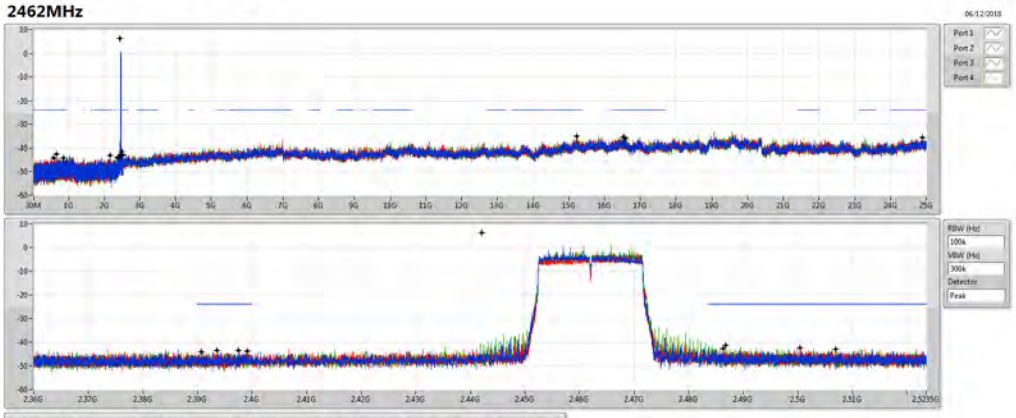

Ref(Hz)	Ref(dBm)	Limit(dBm)	Freq(Hz)	Level(dBm)	Freq(Hz)	Level(dBm)	Freq(Hz)	Level(dBm)	Freq(Hz)	Level(dBm)	Port
2.442G	6.10	-23.90	2.16079G	-42.97	2.39744G	-43.47	2.50042G	-42.60	24.89043G	-35.71	1
2.442G	6.10	-23.90	663.72M	-42.52	2.39354G	-43.61	2.4863G	-42.65	16.52917G	-35.34	2
2.442G	6.10	-23.90	858.02M	-44.22	2.3991G	-43.86	2.48678G	-41.48	16.58817G	-35.85	3
2.442G	6.10	-23.90	597.06M	-44.15	2.39072G	-44.17	2.50688G	-41.15	15.22272G	-35.16	4

802.11ax HEW40_Nss1,(MCS0)_4TX CSE NdB

2422MHz

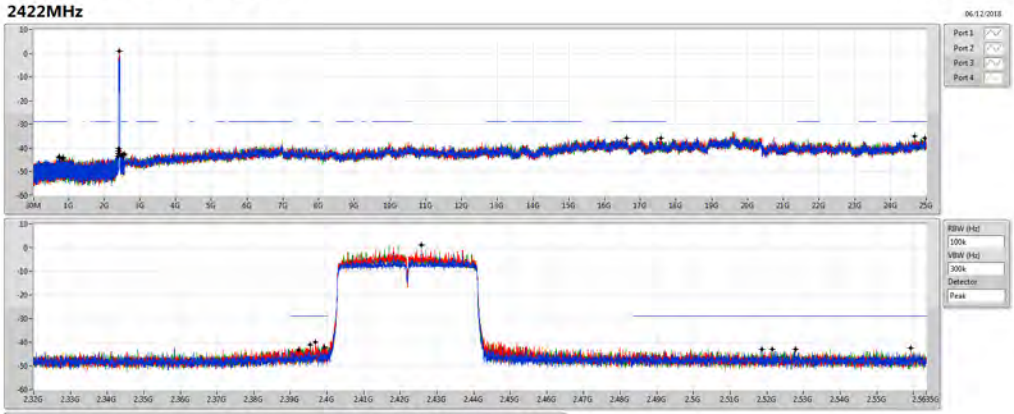

Ref(Hz)	Ref(dBm)	Limit(dBm)	Freq(Hz)	Level(dBm)	Freq(Hz)	Level(dBm)	Freq(Hz)	Level(dBm)	Freq(Hz)	Level(dBm)	Port
2.42572G	1.09	-28.91	744.48M	-43.67	2.3922G	-43.29	2.5215G	-43.12	16.60875G	-35.88	1
2.42572G	1.09	-28.91	850.39M	-43.97	2.3968G	-40.03	2.55926G	-42.58	17.57352G	-35.81	2
2.42572G	1.09	-28.91	761.94M	-44.19	2.39548G	-41.21	2.55862G	-43.01	24.67467G	-35.23	3
2.42572G	1.09	-28.91	850.97M	-44.49	2.39924G	-42.36	2.5279G	-43.04	24.96074G	-35.91	4

802.11ax HEW40_Nss1,(MCS0)_4TX CSE NdB

2437MHz

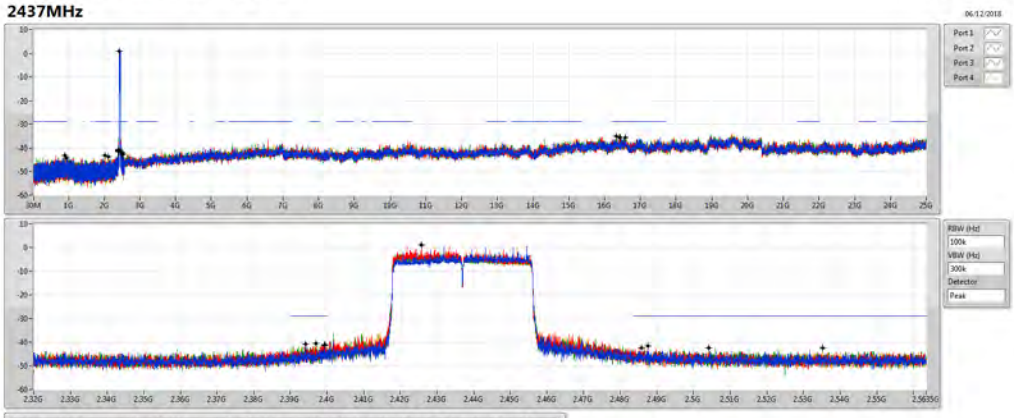

Ref(Hz)	Ref(dBm)	Limit(dBm)	Freq(Hz)	Level(dBm)	Freq(Hz)	Level(dBm)	Freq(Hz)	Level(dBm)	Freq(Hz)	Level(dBm)	Port
2.42572G	1.09	-28.91	994.55M	-44.02	2.3992G	-41.52	2.48766G	-41.61	16.58351G	-35.53	1
2.42572G	1.09	-28.91	2.02087G	-42.94	2.39944G	-41.20	2.48582G	-42.59	16.43487G	-35.54	2
2.42572G	1.09	-28.91	903.35M	-43.14	2.39416G	-40.84	2.50418G	-42.42	16.41243G	-35.53	3
2.42572G	1.09	-28.91	2.10646G	-43.59	2.397G	-40.61	2.53522G	-42.41	16.32268G	-35.19	4

802.11ax HEW40_Nss1,(MCS0)_4TX CSE NdB

2452MHz

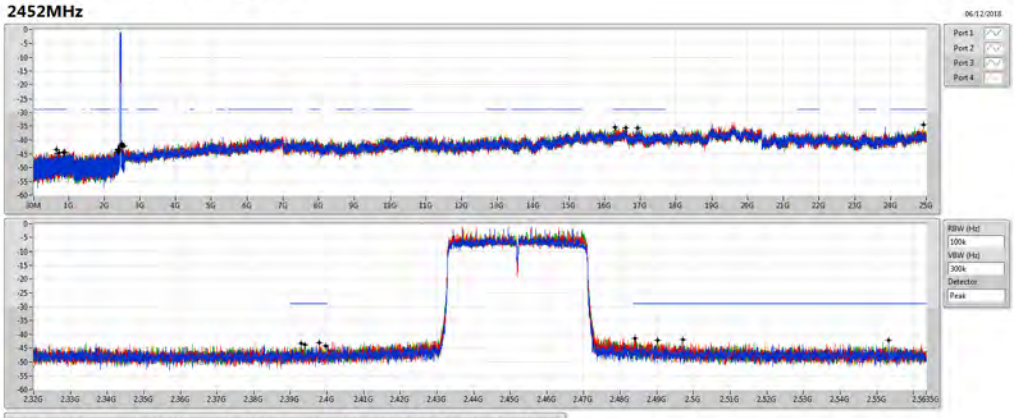

Ref(Hz)	Ref(dBm)	Limit(dBm)	Freq(Hz)	Level(dBm)	Freq(Hz)	Level(dBm)	Freq(Hz)	Level(dBm)	Freq(Hz)	Level(dBm)	Port
2.42572G	1.09	-28.91	729.88M	-44.52	2.39056G	-44.30	2.5533G	-42.23	16.93127G	-35.70	1
2.42572G	1.09	-28.91	668.91M	-43.33	2.39784G	-43.04	2.48402G	-41.53	16.60594G	-35.65	2
2.42572G	1.09	-28.91	897.91M	-44.37	2.39404G	-43.73	2.4971G	-41.85	16.28903G	-35.35	3
2.42572G	1.09	-28.91	855.55M	-44.32	2.39284G	-43.31	2.49022G	-42.20	24.92428G	-34.49	4

Summary

Mode	Result	Ref (Hz)	Ref (dBm)	Limit (dBm)	Freq (Hz)	Level (dBm)	Freq (Hz)	Level (dBm)	Freq (Hz)	Level (dBm)	Freq (Hz)	Level (dBm)	Port
2.4-2.4835GHz	-	-	-	-	-	-	-	-	-	-	-	-	-
802.11ax HEW20-BF_Nss1,(MCS0)_4TX	Pass	2.43073G	2.32	-27.68	732.79M	-43.50	2.39986G	-43.81	2.5075G	-41.24	16.39993G	-34.38	1
802.11ax HEW40-BF_Nss1,(MCS0)_4TX	Pass	2.42196G	-3.00	-33.00	2.16199G	-42.84	2.39744G	-43.52	2.48934G	-42.92	16.44048G	-34.28	4

Result

Mode	Result	Ref (Hz)	Ref (dBm)	Limit (dBm)	Freq (Hz)	Level (dBm)	Freq (Hz)	Level (dBm)	Freq (Hz)	Level (dBm)	Freq (Hz)	Level (dBm)	Port
802.11ax HEW20-BF_Nss1,(MCS0)_4TX	-	-	-	-	-	-	-	-	-	-	-	-	-
2412MHz	Pass	2.43073G	2.32	-27.68	732.79M	-43.50	2.39986G	-43.81	2.5075G	-41.24	16.39993G	-34.38	1
2412MHz	Pass	2.43073G	2.32	-27.68	945.4M	-43.37	2.39752G	-43.40	2.48488G	-42.00	16.94498G	-35.58	2
2412MHz	Pass	2.43073G	2.32	-27.68	2.00613G	-42.50	2.39724G	-43.77	2.50006G	-42.86	16.32407G	-34.58	3
2412MHz	Pass	2.43073G	2.32	-27.68	673.95M	-43.30	2.39804G	-42.00	2.48496G	-41.77	15.21991G	-34.67	4
2437MHz	Pass	2.43073G	2.32	-27.68	410.66M	-43.40	2.39752G	-42.80	2.5094G	-41.04	16.93656G	-34.78	1
2437MHz	Pass	2.43073G	2.32	-27.68	821.62M	-41.68	2.39944G	-43.83	2.49636G	-42.93	16.60222G	-34.79	2
2437MHz	Pass	2.43073G	2.32	-27.68	380.37M	-43.73	2.39908G	-44.10	2.49088G	-42.18	15.22272G	-35.03	3
2437MHz	Pass	2.43073G	2.32	-27.68	850.74M	-43.45	2.39114G	-43.61	2.49214G	-42.97	16.92813G	-35.10	4
2462MHz	Pass	2.43073G	2.32	-27.68	656.48M	-43.38	2.39346G	-43.99	2.52286G	-43.05	16.46174G	-35.33	1
2462MHz	Pass	2.43073G	2.32	-27.68	2.11419G	-42.65	2.39468G	-43.67	2.50354G	-41.98	16.55165G	-34.46	2
2462MHz	Pass	2.43073G	2.32	-27.68	955.01M	-43.48	2.39532G	-43.04	2.50504G	-42.85	16.50388G	-35.70	3
2462MHz	Pass	2.43073G	2.32	-27.68	1.96419G	-42.49	2.39028G	-44.34	2.49516G	-41.88	16.56569G	-35.46	4
802.11ax HEW40-BF_Nss1,(MCS0)_4TX	-	-	-	-	-	-	-	-	-	-	-	-	-
2422MHz	Pass	2.42196G	-3.00	-33.00	2.30884G	-43.36	2.39672G	-42.92	2.49994G	-42.32	16.60034G	-34.49	1
2422MHz	Pass	2.42196G	-3.00	-33.00	692.67M	-43.78	2.39768G	-43.44	2.51514G	-42.53	16.46572G	-34.41	2
2422MHz	Pass	2.42196G	-3.00	-33.00	959.17M	-42.89	2.39788G	-42.99	2.5561G	-42.64	16.49096G	-35.69	3
2422MHz	Pass	2.42196G	-3.00	-33.00	2.16199G	-42.84	2.39744G	-43.52	2.48934G	-42.92	16.44048G	-34.28	4
2437MHz	Pass	2.42196G	-3.00	-33.00	2.1202G	-43.51	2.39672G	-43.96	2.48514G	-43.28	16.26659G	-35.52	1
2437MHz	Pass	2.42196G	-3.00	-33.00	1.80904G	-43.37	2.3934G	-43.84	2.54714G	-41.46	16.27501G	-35.53	2
2437MHz	Pass	2.42196G	-3.00	-33.00	652.59M	-42.25	2.39572G	-43.58	2.53118G	-42.35	16.49657G	-35.71	3
2437MHz	Pass	2.42196G	-3.00	-33.00	691.24M	-43.33	2.39884G	-43.59	2.52494G	-43.02	16.98736G	-35.04	4
2452MHz	Pass	2.42196G	-3.00	-33.00	826.06M	-43.61	2.39104G	-44.48	2.55962G	-42.94	24.91586G	-34.94	1
2452MHz	Pass	2.42196G	-3.00	-33.00	599.35M	-43.96	2.39704G	-44.05	2.56198G	-43.11	24.47555G	-34.82	2
2452MHz	Pass	2.42196G	-3.00	-33.00	2.11505G	-43.62	2.39444G	-43.64	2.52334G	-42.02	16.30866G	-35.19	3
2452MHz	Pass	2.42196G	-3.00	-33.00	2.13337G	-42.69	2.39208G	-44.61	2.50258G	-42.67	16.52181G	-35.21	4

802.11ax HEW20-BF_Nss1,(MCS0)_4TX CSE NdB

2412MHz

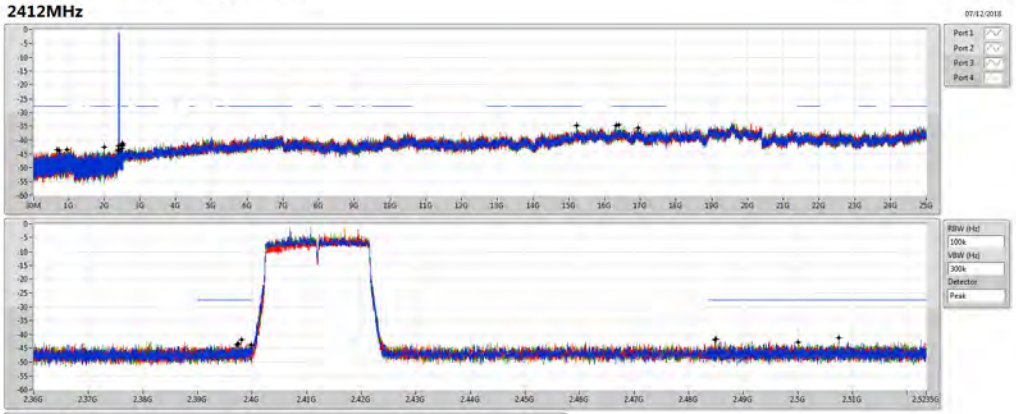

Ref(Hz)	Ref(dBm)	Limit(dBm)	Freq(Hz)	Level(dBm)	Freq(Hz)	Level(dBm)	Freq(Hz)	Level(dBm)	Freq(Hz)	Level(dBm)	Port
2.43073G	2.32	-27.68	732.79M	-43.50	2.39986G	-43.81	2.5075G	-41.24	16.39993G	-34.38	1
2.43073G	2.32	-27.68	945.4M	-43.37	2.39752G	-43.40	2.48488G	-42.00	16.94498G	-35.58	2
2.43073G	2.32	-27.68	2.00613G	-42.50	2.39724G	-43.77	2.50006G	-42.86	16.32407G	-34.58	3
2.43073G	2.32	-27.68	673.95M	-43.30	2.39804G	-42.00	2.48496G	-41.77	15.21991G	-34.67	4

802.11ax HEW20-BF_Nss1,(MCS0)_4TX CSE NdB

2437MHz

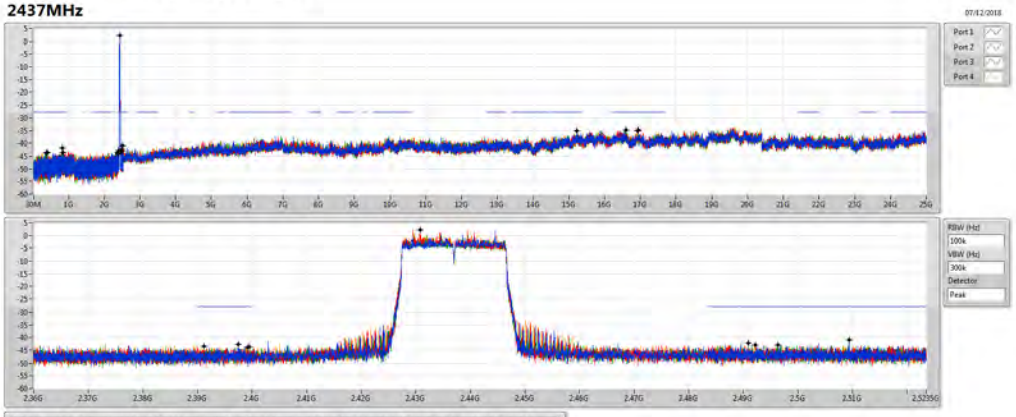

Ref(Hz)	Ref(dBm)	Limit(dBm)	Freq(Hz)	Level(dBm)	Freq(Hz)	Level(dBm)	Freq(Hz)	Level(dBm)	Freq(Hz)	Level(dBm)	Port
2.43073G	2.32	-27.68	410.66M	-43.48	2.39752G	-42.80	2.50946G	-41.04	16.93696G	-34.78	1
2.43073G	2.32	-27.68	621.62M	-41.68	2.39944G	-43.83	2.49636G	-42.93	16.60222G	-34.79	2
2.43073G	2.32	-27.68	380.37M	-43.75	2.39908G	-44.10	2.49088G	-42.18	15.22272G	-35.03	3
2.43073G	2.32	-27.68	350.74M	-43.45	2.39114G	-43.61	2.49214G	-42.97	16.9281JG	-35.10	4

802.11ax HEW20-BF_Nss1,(MCS0)_4TX CSE NdB

2462MHz

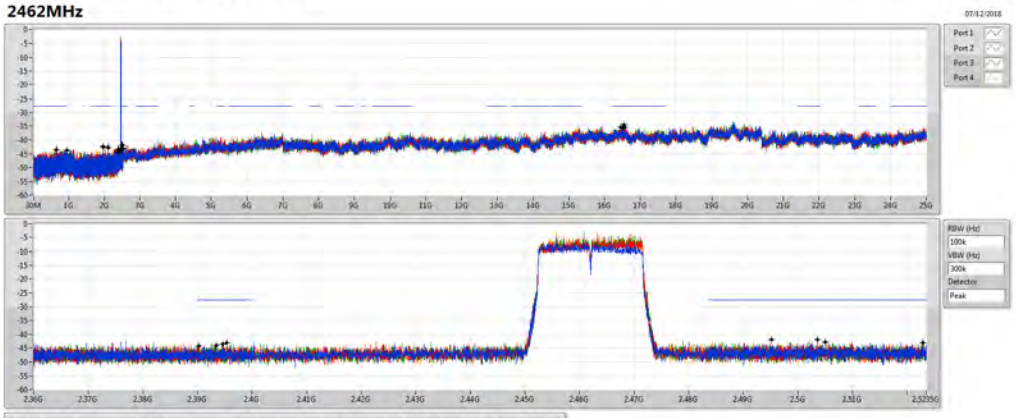

Ref(Hz)	Ref(dBm)	Limit(dBm)	Freq(Hz)	Level(dBm)	Freq(Hz)	Level(dBm)	Freq(Hz)	Level(dBm)	Freq(Hz)	Level(dBm)	Port
2.43073G	2.32	-27.68	656.48M	-43.38	2.39346G	-43.99	2.52286G	-43.05	16.46174G	-35.33	1
2.43073G	2.32	-27.68	2.11419G	-42.65	2.39468G	-43.67	2.50254G	-41.08	16.55165G	-34.46	2
2.43073G	2.32	-27.68	955.01M	-43.48	2.39532G	-43.04	2.50504G	-42.83	16.50388G	-35.70	3
2.43073G	2.32	-27.68	1.96419G	-42.49	2.39028G	-44.34	2.49516G	-41.88	16.56569G	-35.46	4

802.11ax HEW40-BF_Nss1,(MCS0)_4TX CSE NdB

2422MHz

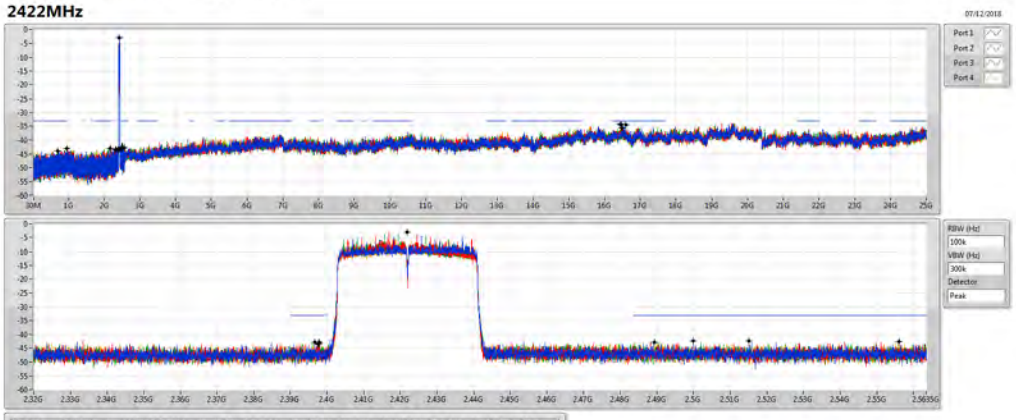

Ref(Hz)	Ref(dBm)	Limit(dBm)	Freq(Hz)	Level(dBm)	Freq(Hz)	Level(dBm)	Freq(Hz)	Level(dBm)	Freq(Hz)	Level(dBm)	Port
2.42196G	-3.00	-33.00	2.30884G	-43.36	2.39672G	-42.92	2.49994G	-42.32	16.60034G	-34.49	1
2.42196G	-3.00	-33.00	692.67M	-43.78	2.39769G	-43.44	2.51514G	-42.53	16.46572G	-34.41	2
2.42196G	-3.00	-33.00	959.17M	-42.89	2.39788G	-42.99	2.5561G	-42.64	16.49096G	-35.69	3
2.42196G	-3.00	-31.00	2.16199G	-42.84	2.39744G	-43.52	2.48934G	-42.92	16.44048G	-34.28	4

802.11ax HEW40-BF_Nss1,(MCS0)_4TX CSE NdB

2437MHz

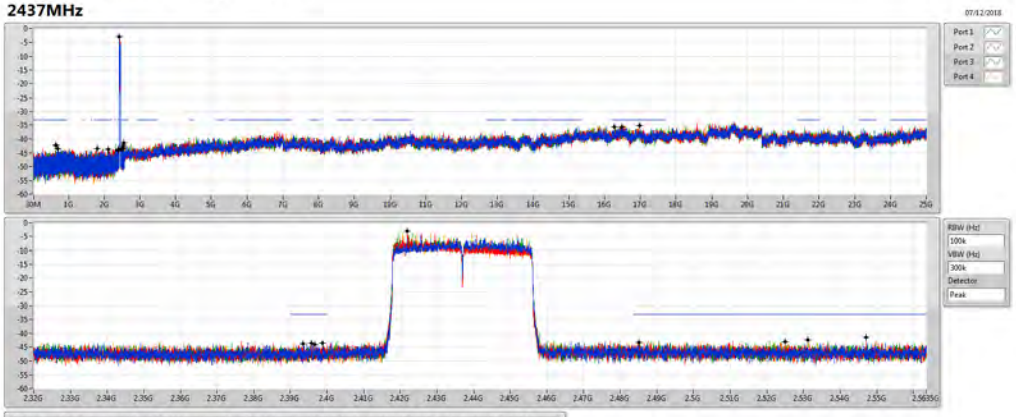

Ref(Hz)	Ref(dBm)	Limit(dBm)	Freq(Hz)	Level(dBm)	Freq(Hz)	Level(dBm)	Freq(Hz)	Level(dBm)	Freq(Hz)	Level(dBm)	Port
2.42196G	-3.00	-33.00	2.12025G	-43.51	2.39672G	-43.96	2.48514G	-43.28	16.26659G	-35.52	1
2.42196G	-3.00	-33.00	1.80904G	-43.37	2.39345G	-43.84	2.54714G	-41.46	16.27501G	-35.53	2
2.42196G	-3.00	-33.00	652.59M	-42.25	2.39572G	-43.58	2.53118G	-42.35	16.49657G	-35.71	3
2.42196G	-3.00	-31.00	691.24M	-43.33	2.39884G	-43.59	2.52494G	-43.02	16.98736G	-35.04	4

802.11ax HEW40-BF_Nss1,(MCS0)_4TX CSE NdB

2452MHz

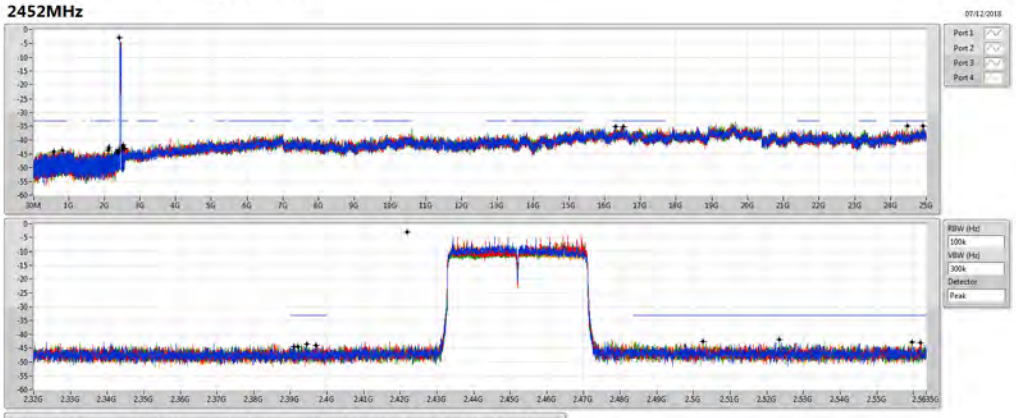

Ref(Hz)	Ref(dBm)	Limit(dBm)	Freq(Hz)	Level(dBm)	Freq(Hz)	Level(dBm)	Freq(Hz)	Level(dBm)	Freq(Hz)	Level(dBm)	Port
2.42196G	-3.00	-33.00	826.06M	-43.61	2.39104G	-44.48	2.55962G	-42.94	24.91586G	-34.94	1
2.42196G	-3.00	-33.00	599.35M	-43.96	2.39704G	-44.05	2.56198G	-43.11	24.47555G	-34.82	2
2.42196G	-3.00	-33.00	2.11505G	-43.62	2.39444G	-43.64	2.52334G	-42.02	16.30866G	-35.19	3
2.42196G	-3.00	-31.00	2.13337G	-42.69	2.39208G	-44.61	2.50258G	-42.87	16.52181G	-35.21	4

Summary

Mode	Result	Ref (Hz)	Ref (dBm)	Limit (dBm)	Freq (Hz)	Level (dBm)	Freq (Hz)	Level (dBm)	Freq (Hz)	Level (dBm)	Freq (Hz)	Level (dBm)	Port
2.4-2.4835GHz	-	-	-	-	-	-	-	-	-	-	-	-	-
802.11ax HEW20_Nss4,(MCS0)_4TX	Pass	2.43073G	8.13	-21.87	1.84303G	-43.15	2.39932G	-35.65	2.48574G	-39.54	16.45612G	-34.51	4
802.11ax HEW40_Nss4,(MCS0)_4TX	Pass	2.42196G	0.35	-29.65	1.92612G	-42.77	2.397G	-41.74	2.48394G	-42.88	16.54985G	-34.98	3

Result

Mode	Result	Ref (Hz)	Ref (dBm)	Limit (dBm)	Freq (Hz)	Level (dBm)	Freq (Hz)	Level (dBm)	Freq (Hz)	Level (dBm)	Freq (Hz)	Level (dBm)	Port
802.11ax HEW20_Nss4,(MCS0)_4TX	-	-	-	-	-	-	-	-	-	-	-	-	-
2412MHz	Pass	2.43073G	8.13	-21.87	932M	-43.20	2.39576G	-37.62	2.49818G	-42.97	16.29878G	-35.64	1
2412MHz	Pass	2.43073G	8.13	-21.87	939.57M	-43.68	2.39852G	-39.51	2.48912G	-41.80	16.49826G	-36.02	2
2412MHz	Pass	2.43073G	8.13	-21.87	2.17273G	-43.56	2.39974G	-38.06	2.49522G	-42.94	24.83143G	-35.42	3
2412MHz	Pass	2.43073G	8.13	-21.87	729M	-43.28	2.39688G	-36.52	2.5143G	-43.10	24.67128G	-35.76	4
2437MHz	Pass	2.43073G	8.13	-21.87	690.26M	-42.54	2.39998G	-38.32	2.49512G	-40.89	24.95224G	-35.60	1
2437MHz	Pass	2.43073G	8.13	-21.87	558.91M	-43.80	2.39918G	-40.01	2.48552G	-41.63	15.23677G	-35.37	2
2437MHz	Pass	2.43073G	8.13	-21.87	821.04M	-42.23	2.39616G	-37.34	2.48722G	-40.84	16.31002G	-35.37	3
2437MHz	Pass	2.43073G	8.13	-21.87	1.84303G	-43.15	2.39932G	-35.65	2.48574G	-39.54	16.45612G	-34.51	4
2462MHz	Pass	2.43073G	8.13	-21.87	576.09M	-43.63	2.39124G	-43.75	2.50264G	-42.84	24.79209G	-35.16	1
2462MHz	Pass	2.43073G	8.13	-21.87	2.10603G	-44.06	2.39418G	-43.86	2.4937G	-42.13	16.28193G	-35.55	2
2462MHz	Pass	2.43073G	8.13	-21.87	773.56M	-44.05	2.39638G	-44.02	2.48352G	-40.65	16.53198G	-35.24	3
2462MHz	Pass	2.43073G	8.13	-21.87	1.92604G	-44.08	2.39632G	-43.88	2.484G	-40.12	16.47017G	-35.90	4
802.11ax HEW40_Nss4,(MCS0)_4TX	-	-	-	-	-	-	-	-	-	-	-	-	-
2422MHz	Pass	2.42196G	0.35	-29.65	779.12M	-44.07	2.39128G	-43.18	2.55278G	-43.66	16.56107G	-35.80	1
2422MHz	Pass	2.42196G	0.35	-29.65	592.48M	-43.71	2.39428G	-43.60	2.53354G	-43.02	16.3956G	-35.90	2
2422MHz	Pass	2.42196G	0.35	-29.65	1.92612G	-42.77	2.397G	-41.74	2.48394G	-42.88	16.54985G	-34.98	3
2422MHz	Pass	2.42196G	0.35	-29.65	842.95M	-43.91	2.39796G	-42.80	2.53782G	-42.72	16.37877G	-36.16	4
2437MHz	Pass	2.42196G	0.35	-29.65	809.75M	-42.93	2.39952G	-40.73	2.53722G	-43.13	16.94249G	-35.97	1
2437MHz	Pass	2.42196G	0.35	-29.65	827.78M	-44.13	2.39948G	-39.06	2.48702G	-42.58	24.86538G	-35.36	2
2437MHz	Pass	2.42196G	0.35	-29.65	361.19M	-43.25	2.39952G	-43.36	2.55878G	-43.08	16.96493G	-35.87	3
2437MHz	Pass	2.42196G	0.35	-29.65	2.03003G	-43.76	2.39948G	-42.38	2.4879G	-42.56	16.98456G	-35.93	4
2452MHz	Pass	2.42196G	0.35	-29.65	837.23M	-44.04	2.39432G	-44.57	2.53854G	-43.15	16.49376G	-36.03	1
2452MHz	Pass	2.42196G	0.35	-29.65	822.63M	-43.34	2.39368G	-43.82	2.51302G	-43.13	24.99439G	-35.70	2
2452MHz	Pass	2.42196G	0.35	-29.65	656.6M	-43.32	2.39412G	-44.75	2.50522G	-42.94	16.52461G	-36.01	3
2452MHz	Pass	2.42196G	0.35	-29.65	804.59M	-44.11	2.3958G	-44.15	2.48538G	-43.39	17.00139G	-35.78	4

802.11ax HEW20_Nss4,(MCS0)_4TX CSE NdB

2412MHz

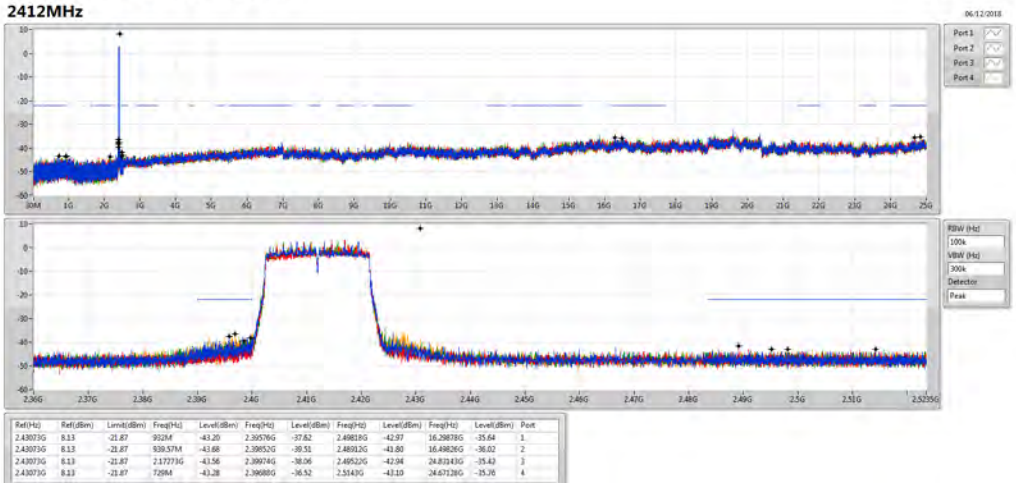

Ref(Hz)	Ref(dBm)	Limit(dBm)	Freq(Hz)	Level(dBm)	Freq(Hz)	Level(dBm)	Freq(Hz)	Level(dBm)	Freq(Hz)	Level(dBm)	Port
2.43073G	8.13	-21.87	932M	-43.20	2.30576G	-37.62	2.49818G	-42.97	16.29878G	-35.64	1
2.43073G	8.13	-21.87	939.57M	-43.68	2.39852G	-39.51	2.48912G	-41.80	16.49826G	-36.02	2
2.43073G	8.13	-21.87	2.17273G	-43.56	2.39974G	-38.06	2.49522G	-42.94	24.83143G	-35.42	3
2.43073G	8.13	-21.87	729M	-43.28	2.39688G	-36.52	2.5143G	-43.10	24.67128G	-35.76	4

802.11ax HEW20_Nss4,(MCS0)_4TX CSE NdB

2437MHz

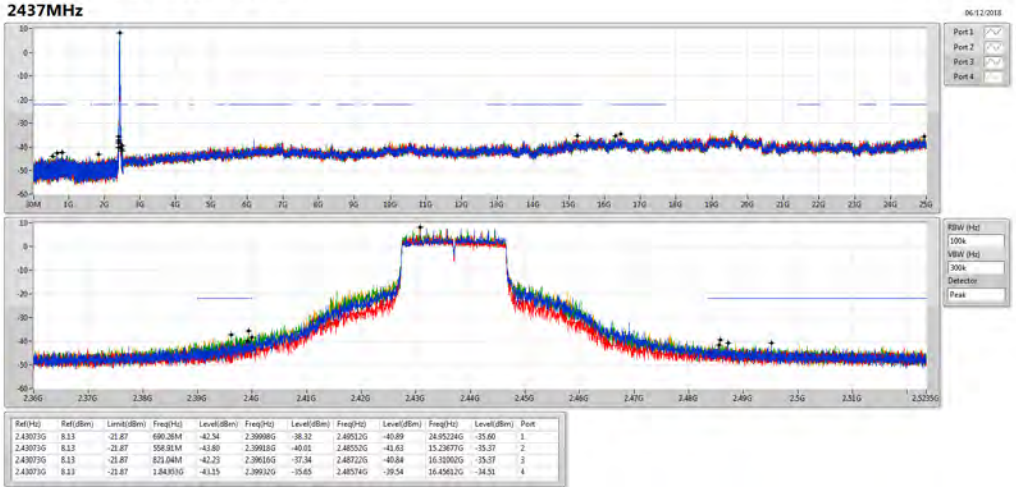

Ref(Hz)	Ref(dBm)	Limit(dBm)	Freq(Hz)	Level(dBm)	Freq(Hz)	Level(dBm)	Freq(Hz)	Level(dBm)	Freq(Hz)	Level(dBm)	Port
2.43073G	8.13	-21.87	690.26M	-42.56	2.39998G	-38.32	2.49512G	-40.89	24.95224G	-35.60	1
2.43073G	8.13	-21.87	558.91M	-43.60	2.39918G	-40.01	2.48552G	-41.63	15.23677G	-35.37	2
2.43073G	8.13	-21.87	821.04M	-42.23	2.39616G	-37.34	2.48722G	-40.84	16.31002G	-35.37	3
2.43073G	8.13	-21.87	1.84353G	-43.15	2.39932G	-35.65	2.48574G	-39.54	16.45612G	-34.51	4

802.11ax HEW20_Nss4,(MCS0)_4TX CSE NdB

2462MHz

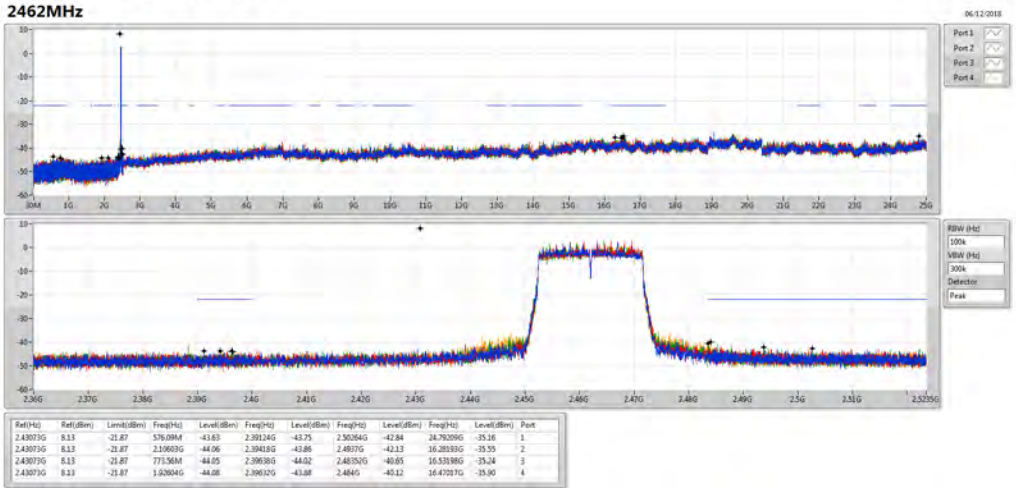

Ref(Hz)	Ref(dBm)	Limit(dBm)	Freq(Hz)	Level(dBm)	Freq(Hz)	Level(dBm)	Freq(Hz)	Level(dBm)	Freq(Hz)	Level(dBm)	Port
2.43073G	8.13	-21.87	576.09M	-43.63	2.39124G	-43.75	2.50264G	-42.84	24.79209G	-35.16	1
2.43073G	8.13	-21.87	2.10603G	-44.06	2.39418G	-43.86	2.4837G	-42.13	16.28193G	-35.55	2
2.43073G	8.13	-21.87	771.56M	-44.05	2.39638G	-44.02	2.48352G	-40.65	16.53198G	-35.24	3
2.43073G	8.13	-21.87	1.92604G	-44.08	2.39632G	-43.88	2.484G	-40.12	16.47037G	-35.00	4

802.11ax HEW40_Nss4,(MCS0)_4TX CSE NdB

2422MHz

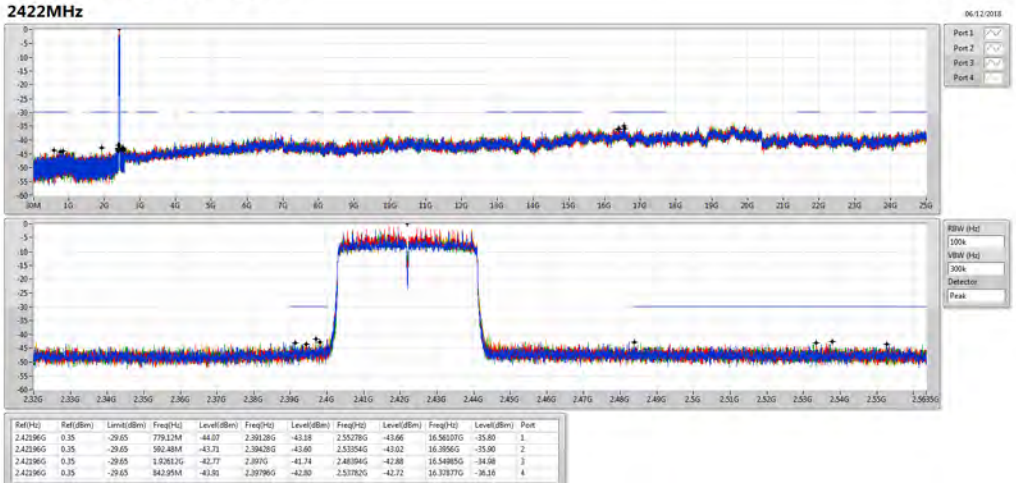

802.11ax HEW40_Nss4,(MCS0)_4TX CSE NdB

2437MHz

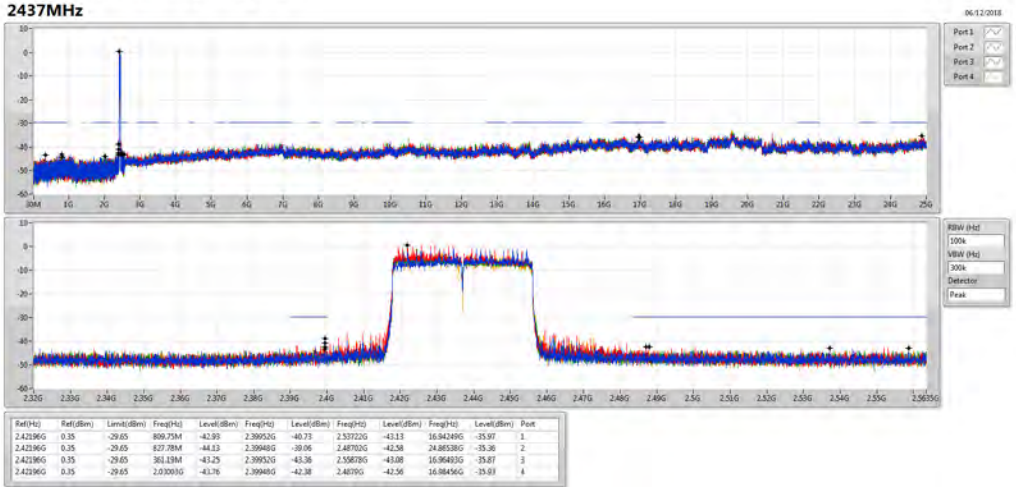

802.11ax HEW40_Nss4,(MCS0)_4TX CSE NdB

2452MHz

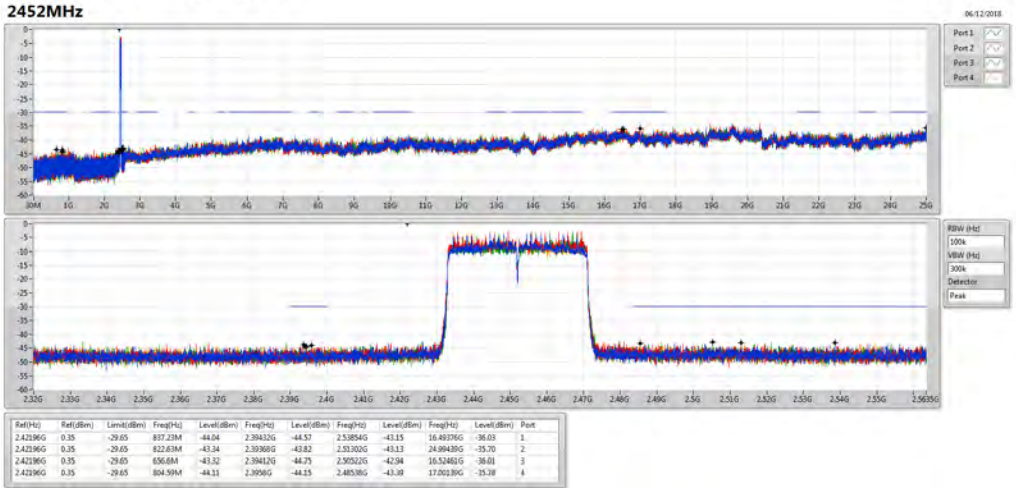

Test Mode	Mode 6	Frequency Range	30 MHz to 1,000 MHz
Operating Function	Unintentional - Normal Link		

Vertical 30 MHz to 1,000 MHz

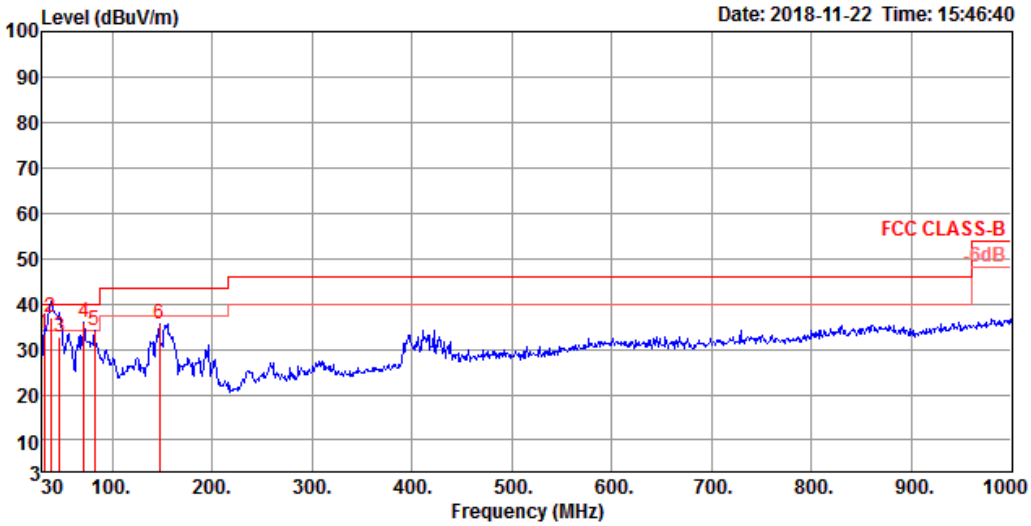

	Freq	Level	Limit Line	Over Limit	Read Level	Cable Loss	Antenna Factor	Preamp Factor	A/Pos	T/Pos	Remark	Pol/Phase
	MHz	dBuV/m	dBuV/m	dB	dBuV	dB	dB/m	dB	cm	deg		
1	31.94	33.45	40.00	-6.55	42.29	0.67	23.09	32.60	100	53	QP	VERTICAL
2	38.73	36.93	40.00	-3.07	49.50	0.88	19.15	32.60	100	2	QP	VERTICAL
3	47.46	32.60	40.00	-7.40	49.20	0.98	15.01	32.59	112	21	QP	VERTICAL
4	71.71	35.89	40.00	-4.11	55.23	1.18	12.05	32.57	200	71	Peak	VERTICAL
5	82.38	34.00	40.00	-6.00	52.20	1.30	13.06	32.56	125	144	Peak	VERTICAL
6	147.37	35.60	43.50	-7.90	49.68	1.89	16.54	32.51	125	218	Peak	VERTICAL

Horizontal 30 MHz to 1,000 MHz

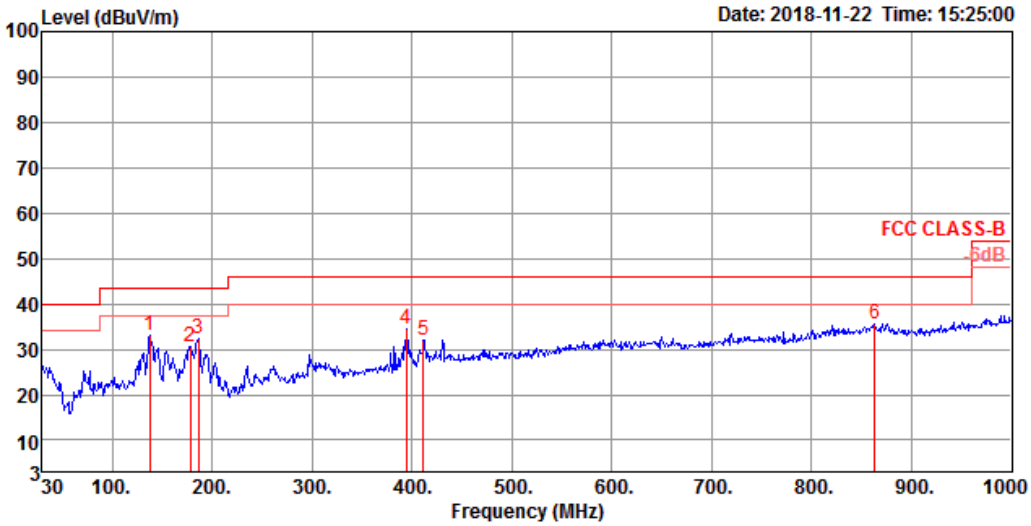

	Freq	Level	Limit Line	Over Limit	Read Level	Cable Loss	Antenna Factor	Preamp Factor	A/Pos	T/Pos	Remark	Pol/Phase
	MHz	dBuV/m	dBuV/m	dB	dBuV	dB	dB/m	dB	cm	deg		
1	137.67	33.10	43.50	-10.40	46.51	1.87	17.24	32.52	300	272	Peak	HORIZONTAL
2	178.41	30.71	43.50	-12.79	46.07	2.04	15.09	32.49	200	210	Peak	HORIZONTAL
3	186.17	32.24	43.50	-11.26	47.76	2.11	14.86	32.49	200	193	Peak	HORIZONTAL
4	394.72	34.53	46.00	-11.47	42.23	3.51	21.23	32.44	125	287	Peak	HORIZONTAL
5	411.21	32.09	46.00	-13.91	38.97	3.59	21.97	32.44	125	271	Peak	HORIZONTAL
6	863.23	35.74	46.00	-10.26	35.73	5.95	26.07	32.01	100	34	Peak	HORIZONTAL

Test Mode	Mode 3	Frequency Range	30 MHz to 1,000 MHz
Operating Function	Intentional - CTX		

Vertical 30 MHz to 1,000 MHz

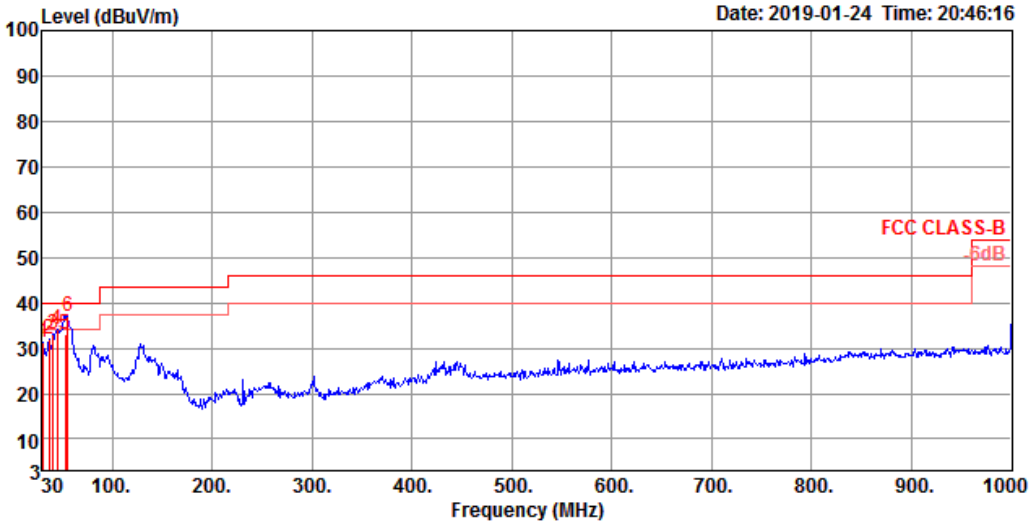

	Freq	Level	Limit Line	Over Limit	Read Level	Cable Loss	Antenna Factor	Preamp Factor	A/Pos	T/Pos	Remark	Pol/Phase
	MHz	dBuV/m	dBuV/m	dB	dBuV	dB	dB/m	dB	cm	deg		
1	30.97	31.41	40.00	-8.59	37.07	0.69	25.11	31.46	100	159	Peak	VERTICAL
2	36.79	32.04	40.00	-7.96	41.17	0.78	21.69	31.60	100	181	Peak	VERTICAL
3	40.67	33.09	40.00	-6.91	44.53	0.84	19.39	31.67	100	218	Peak	VERTICAL
4	44.55	34.26	40.00	-5.74	47.82	0.89	17.25	31.70	100	193	Peak	VERTICAL
5	53.28	33.18	40.00	-6.82	50.00	0.92	14.04	31.78	100	318	QP	VERTICAL
6	55.22	36.92	40.00	-3.08	54.17	0.92	13.62	31.79	100	356	Peak	VERTICAL

Horizontal 30 MHz to 1,000 MHz

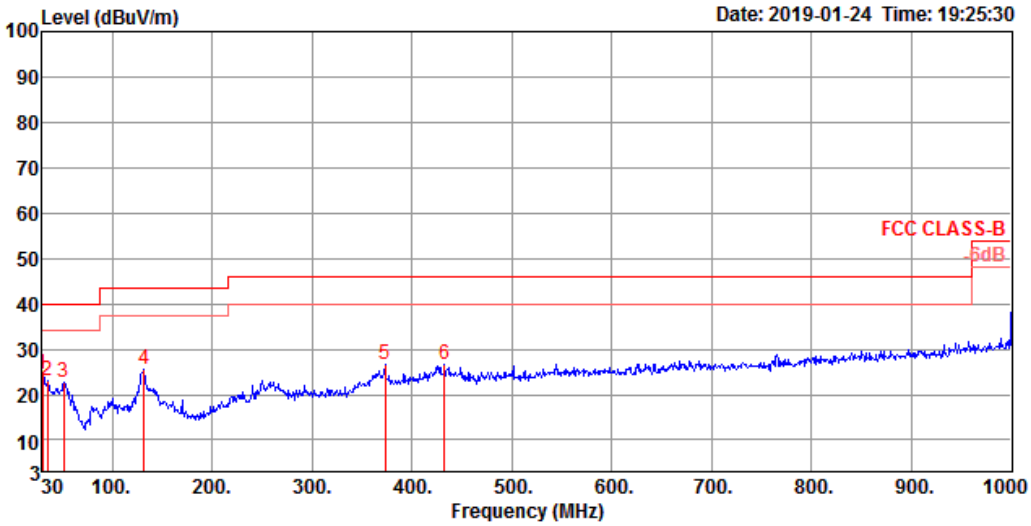

	Freq	Level	Limit Line	Over Limit	Read Level	Cable Loss	Antenna Factor	Preamp Factor	A/Pos	T/Pos	Remark	Pol/Phase
	MHz	dBuV/m	dBuV/m	dB	dBuV	dB	dB/m	dB	cm	deg		
1	30.00	24.32	40.00	-15.68	29.38	0.67	25.70	31.43	300	3	Peak	HORIZONTAL
2	34.85	23.07	40.00	-16.93	31.02	0.75	22.87	31.57	150	105	Peak	HORIZONTAL
3	51.34	22.52	40.00	-17.48	38.87	0.92	14.50	31.77	200	65	Peak	HORIZONTAL
4	131.85	25.59	43.50	-17.91	37.64	1.47	18.37	31.89	300	173	Peak	HORIZONTAL
5	373.38	26.55	46.00	-19.45	34.32	2.51	21.82	32.10	100	128	Peak	HORIZONTAL
6	432.55	26.79	46.00	-19.21	33.41	2.71	22.83	32.16	200	138	Peak	HORIZONTAL

Test Mode	Mode 1	Frequency Range	1,000 MHz to 30,000 MHz
Operating Function	Unintentional - Normal Link		

Vertical 1,000 MHz to 30,000 MHz

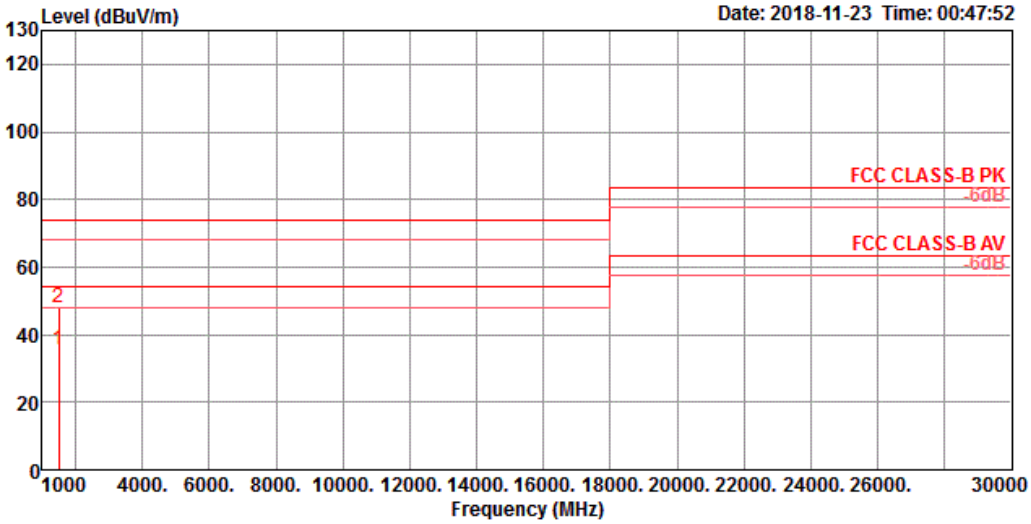

	Freq	Level	Limit Line	Over Limit	Read Level	Cable Loss	Antenna Factor	Preamp Factor	A/Pos	T/Pos	Remark	Pol/Phase
	MHz	dBuV/m	dBuV/m	dB	dBuV	dB	dB/m	dB	cm	deg		
1	1493.30	35.47	54.00	-18.53	40.36	3.86	25.49	34.24	124	178	Average	VERTICAL
2	1499.00	48.04	74.00	-25.96	52.90	3.86	25.50	34.22	124	178	Peak	VERTICAL

Horizontal 1,000 MHz to 30,000 MHz

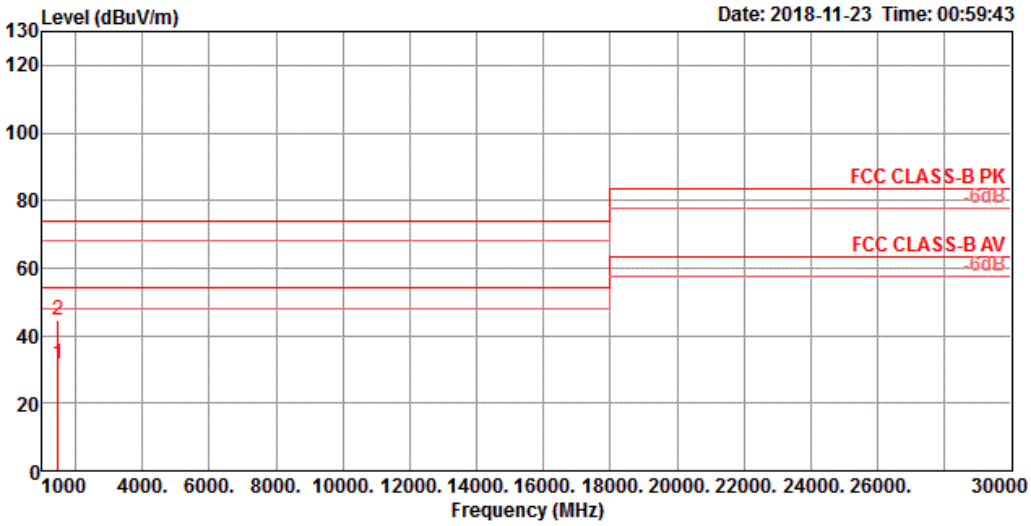

	Freq	Level	Limit Line	Over Limit	Read Level	Cable Loss	Antenna Factor	Preamp Factor	A/Pos	T/Pos	Remark	Pol/Phase
	MHz	dBuV/m	dBuV/m	dB	dBuV	dB	dB/m	dB	cm	deg		
1	1460.80	31.85	54.00	-22.15	36.98	3.81	25.42	34.36	279	26	Average	HORIZONTAL
2	1469.40	44.45	74.00	-29.55	49.50	3.84	25.44	34.33	279	26	Peak	HORIZONTAL

Summary

Mode	Result	Type	Freq (Hz)	Level (dBuV/m)	Limit (dBuV/m)	Margin (dB)	Factor (dB)	Dist (m)	Condition	Azimuth (°)	Height (m)	Comments
2.4-2.4835GHz	-	-	-	-	-	-	-	-	-	-	-	-
802.11b_Nss1,(1Mbps)_4TX	Pass	AV	7.3866G	53.80	54.00	-0.20	10.76	3	Vertical	324	1.18	-

802.11b_Nss1,(1Mbps)_4TX

2412MHz_TX

04/12/2018

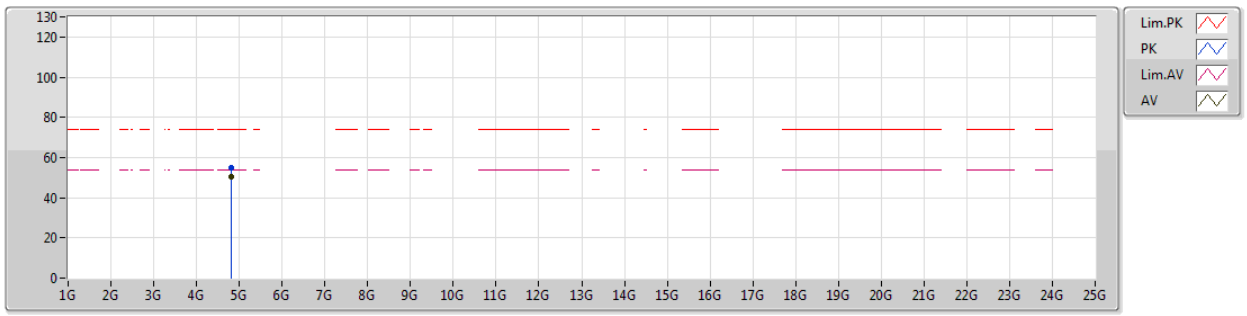

EUT Z_4TX
Setting 110
02-R-5
FSP

Type	Freq	Level	Limit	Margin	Factor	Dist	Condition	Azimuth	Height	Comments
	(Hz)	(dBuV/m)	(dBuV/m)	(dB)	(dB)	(m)		(°)	(m)	
PK	4.82392G	55.04	74.00	-18.96	7.30	3	Vertical	34	2.37	-
AV	4.82396G	50.21	54.00	-3.79	7.30	3	Vertical	34	2.37	-

802.11b_Nss1,(1Mbps)_4TX

2412MHz_TX

04/12/2018

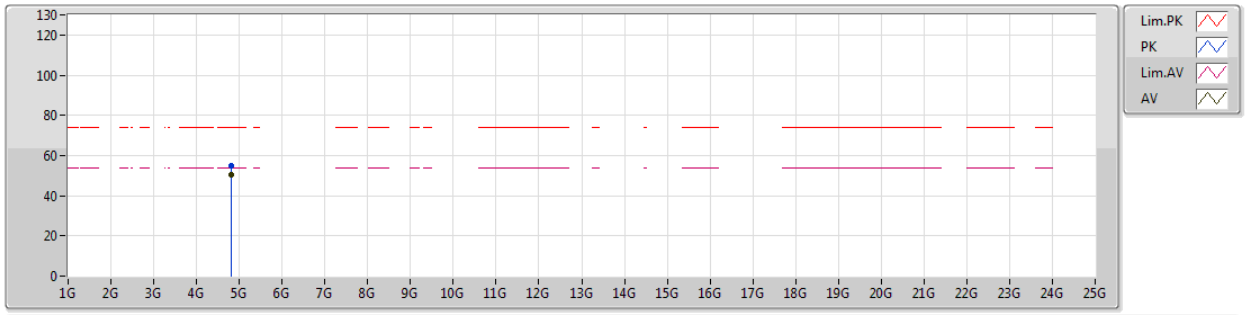

EUT Z_4TX
Setting 110
02-R-5
FSP

Type	Freq	Level	Limit	Margin	Factor	Dist	Condition	Azimuth	Height	Comments
	(Hz)	(dBuV/m)	(dBuV/m)	(dB)	(dB)	(m)		(°)	(m)	
PK	4.82384G	54.78	74.00	-19.22	7.30	3	Horizontal	284	2.81	-
AV	4.8239G	50.54	54.00	-3.46	7.30	3	Horizontal	284	2.81	-

802.11b_Nss1,(1Mbps)_4TX

2437MHz_TX

04/12/2018

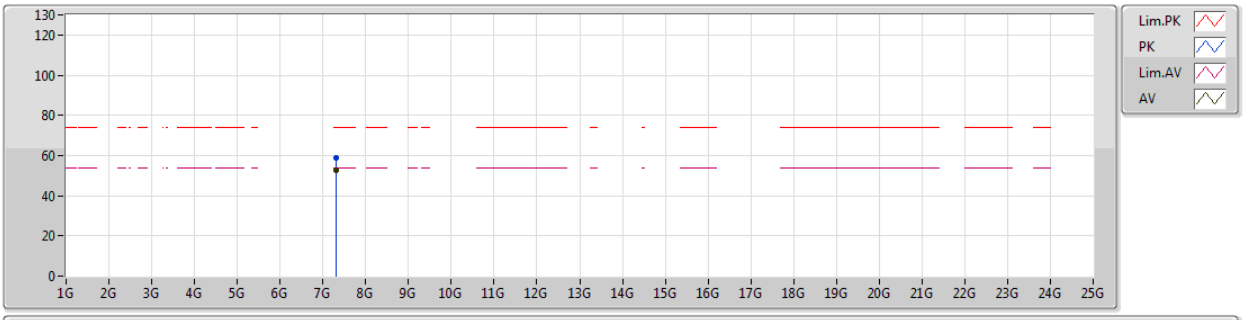

EUT Z_4TX
Setting 110
02-R-5
FSP

Type	Freq	Level	Limit	Margin	Factor	Dist	Condition	Azimuth	Height	Comments
	(Hz)	(dBuV/m)	(dBuV/m)	(dB)	(dB)	(m)		(°)	(m)	
PK	7.31136G	58.61	74.00	-15.39	10.54	3	Vertical	335	2.31	-
AV	7.31022G	52.50	54.00	-1.50	10.54	3	Vertical	335	2.31	-

802.11b_Nss1,(1Mbps)_4TX

2437MHz_TX

04/12/2018

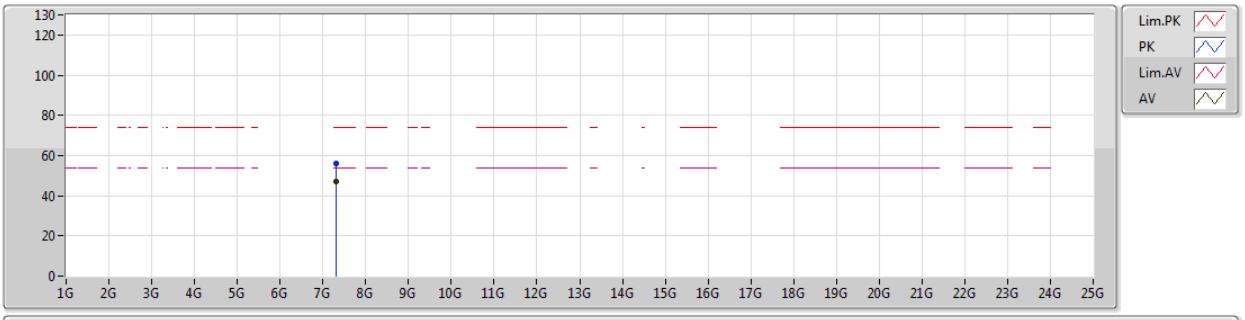

EUT Z_4TX
Setting 110
02-R-5
FSP

Type	Freq	Level	Limit	Margin	Factor	Dist	Condition	Azimuth	Height	Comments
	(Hz)	(dBuV/m)	(dBuV/m)	(dB)	(dB)	(m)		(°)	(m)	
PK	7.31184G	55.88	74.00	-18.12	10.55	3	Horizontal	92	1.21	-
AV	7.31166G	47.28	54.00	-6.72	10.55	3	Horizontal	92	1.21	-

802.11b_Nss1,(1Mbps)_4TX

2462MHz_TX

04/12/2018

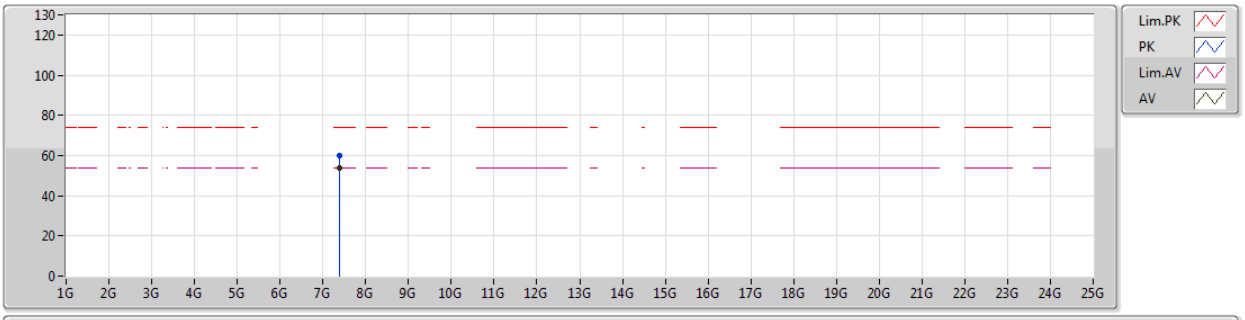

EUT Z_4TX
Setting 110
02-R-5
FSP

Type	Freq	Level	Limit	Margin	Factor	Dist	Condition	Azimuth	Height	Comments
	(Hz)	(dBuV/m)	(dBuV/m)	(dB)	(dB)	(m)		(°)	(m)	
PK	7.38684G	59.87	74.00	-14.13	10.76	3	Vertical	324	1.18	-
AV	7.3866G	53.80	54.00	-0.20	10.76	3	Vertical	324	1.18	-

802.11b_Nss1,(1Mbps)_4TX

2462MHz_TX

04/12/2018

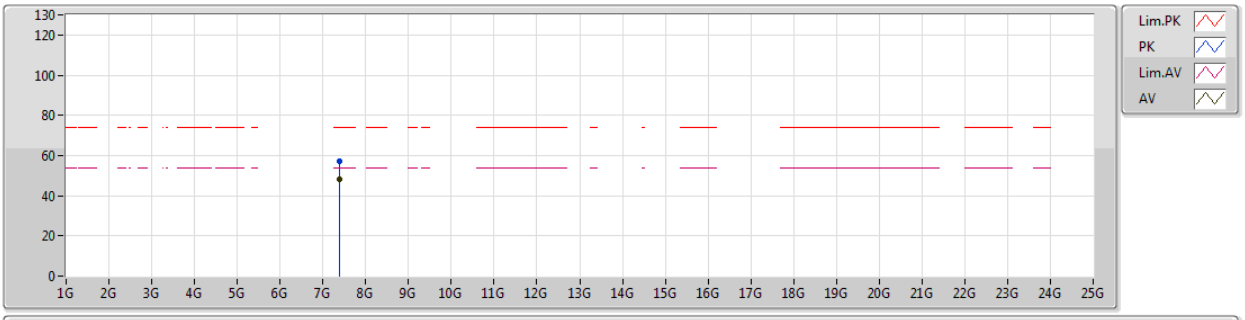

EUT Z_4TX
Setting 110
02-R-5
FSP

Type	Freq	Level	Limit	Margin	Factor	Dist	Condition	Azimuth	Height	Comments
	(Hz)	(dBuV/m)	(dBuV/m)	(dB)	(dB)	(m)		(°)	(m)	
PK	7.38804G	57.19	74.00	-16.81	10.77	3	Horizontal	181	2.37	-
AV	7.38666G	48.00	54.00	-6.00	10.76	3	Horizontal	181	2.37	-

802.11g_Nss1,(6Mbps)_4TX

2412MHz_TX

04/12/2018

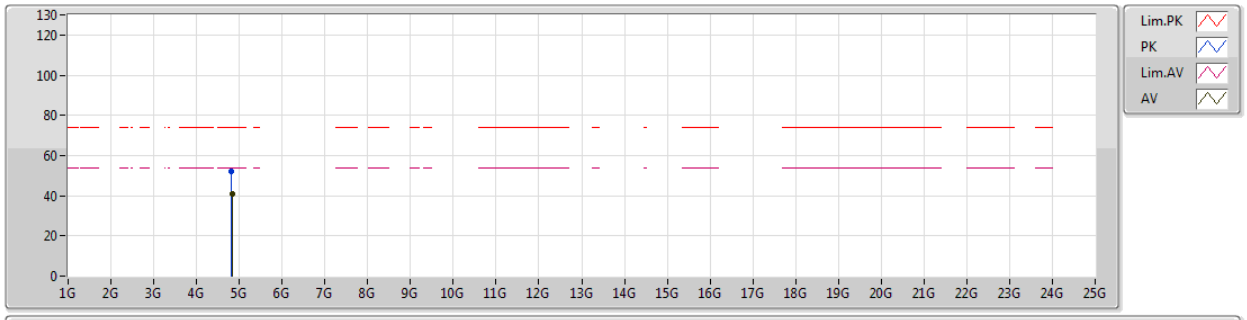

EUT Z_4TX
Setting 110
02-R-5
FSP

Type	Freq	Level	Limit	Margin	Factor	Dist	Condition	Azimuth	Height	Comments
	(Hz)	(dBuV/m)	(dBuV/m)	(dB)	(dB)	(m)		(°)	(m)	
PK	4.82472G	51.84	74.00	-22.16	7.30	3	Vertical	187	1.60	-
AV	4.82658G	40.70	54.00	-13.30	7.32	3	Vertical	187	1.60	-

802.11g_Nss1,(6Mbps)_4TX

2412MHz_TX

04/12/2018

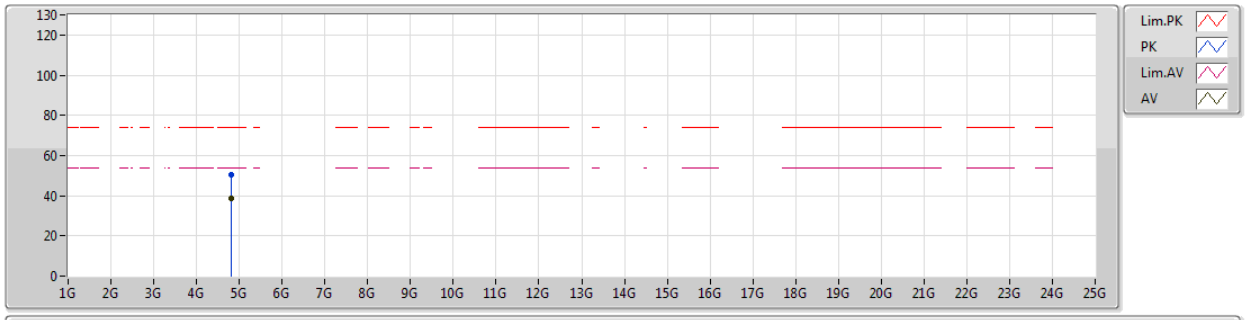

EUT Z_4TX
Setting 110
02-R-5
FSP

Type	Freq	Level	Limit	Margin	Factor	Dist	Condition	Azimuth	Height	Comments
	(Hz)	(dBuV/m)	(dBuV/m)	(dB)	(dB)	(m)		(°)	(m)	
PK	4.82328G	50.37	74.00	-23.63	7.30	3	Horizontal	297	2.03	-
AV	4.82292G	38.73	54.00	-15.27	7.30	3	Horizontal	297	2.03	-

802.11g_Nss1,(6Mbps)_4TX

2437MHz_TX

04/12/2018

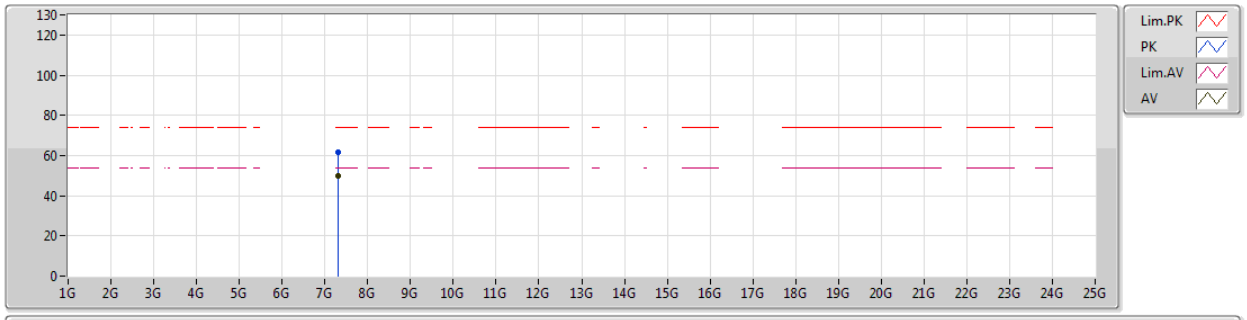

EUT Z_4TX
Setting 110
02-R-5
FSP

Type	Freq	Level	Limit	Margin	Factor	Dist	Condition	Azimuth	Height	Comments
	(Hz)	(dBuV/m)	(dBuV/m)	(dB)	(dB)	(m)		(°)	(m)	
PK	7.311G	61.49	74.00	-12.51	10.54	3	Vertical	135	2.49	-
AV	7.31112G	49.84	54.00	-4.16	10.54	3	Vertical	135	2.49	-

802.11g_Nss1,(6Mbps)_4TX

2437MHz_TX

04/12/2018

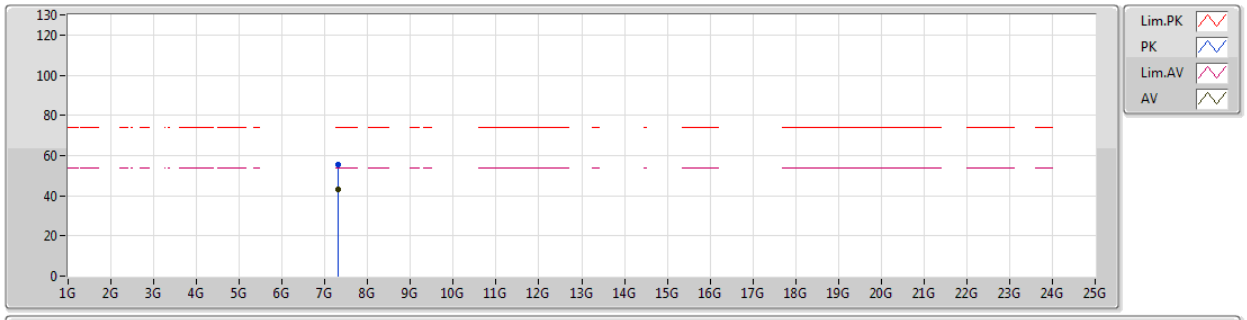

EUT Z_4TX
Setting 110
02-R-5
FSP

Type	Freq	Level	Limit	Margin	Factor	Dist	Condition	Azimuth	Height	Comments
	(Hz)	(dBuV/m)	(dBuV/m)	(dB)	(dB)	(m)		(°)	(m)	
PK	7.31334G	55.52	74.00	-18.48	10.56	3	Horizontal	13	1.75	-
AV	7.31088G	43.36	54.00	-10.64	10.54	3	Horizontal	13	1.75	-

802.11g_Nss1,(6Mbps)_4TX

2462MHz_TX

04/12/2018

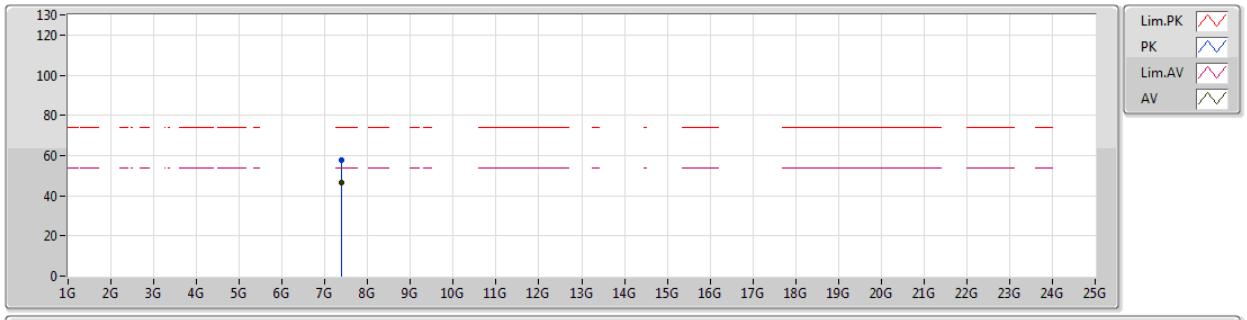

EUT Z_4TX
Setting 110
02-R-5
FSP

Type	Freq	Level	Limit	Margin	Factor	Dist	Condition	Azimuth	Height	Comments
	(Hz)	(dBuV/m)	(dBuV/m)	(dB)	(dB)	(m)		(°)	(m)	
PK	7.39008G	57.95	74.00	-16.05	10.78	3	Vertical	102	2.26	-
AV	7.38966G	46.51	54.00	-7.49	10.78	3	Vertical	102	2.26	-

802.11g_Nss1,(6Mbps)_4TX

2462MHz_TX

04/12/2018

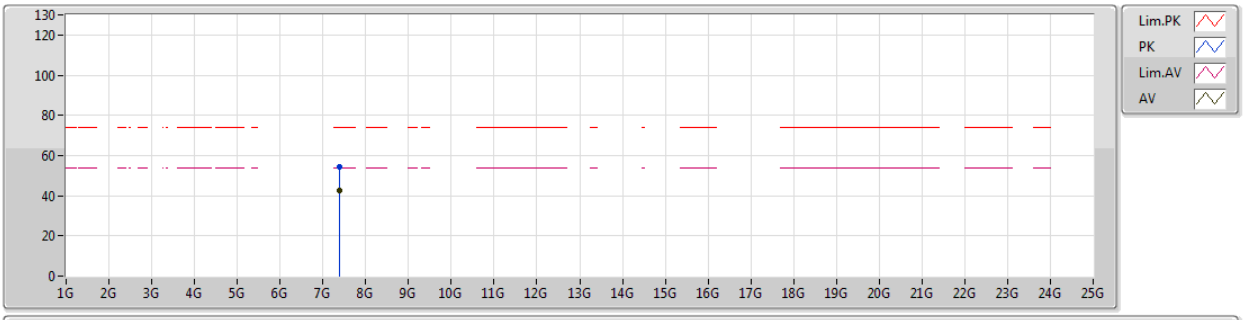

EUT Z_4TX
Setting 110
02-R-5
FSP

Type	Freq	Level	Limit	Margin	Factor	Dist	Condition	Azimuth	Height	Comments
	(Hz)	(dBuV/m)	(dBuV/m)	(dB)	(dB)	(m)		(°)	(m)	
PK	7.39812G	54.49	74.00	-19.51	10.80	3	Horizontal	264	1.50	-
AV	7.39368G	42.44	54.00	-11.56	10.78	3	Horizontal	264	1.50	-

802.11ax HEW20_Nss1,(MCS0)_4TX

2412MHz_TX

04/12/2018

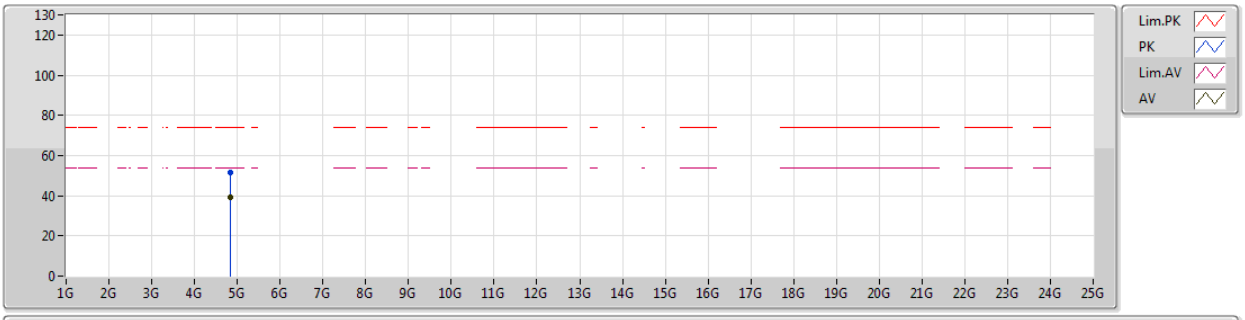

EUT Z_4TX
Setting 110
02-R-5
FSP

Type	Freq	Level	Limit	Margin	Factor	Dist	Condition	Azimuth	Height	Comments
	(Hz)	(dBuV/m)	(dBuV/m)	(dB)	(dB)	(m)		(°)	(m)	
PK	4.82652G	51.37	74.00	-22.63	7.32	3	Vertical	21	1.31	-
AV	4.82664G	39.25	54.00	-14.75	7.32	3	Vertical	21	1.31	-

802.11ax HEW20_Nss1,(MCS0)_4TX

2412MHz_TX

04/12/2018

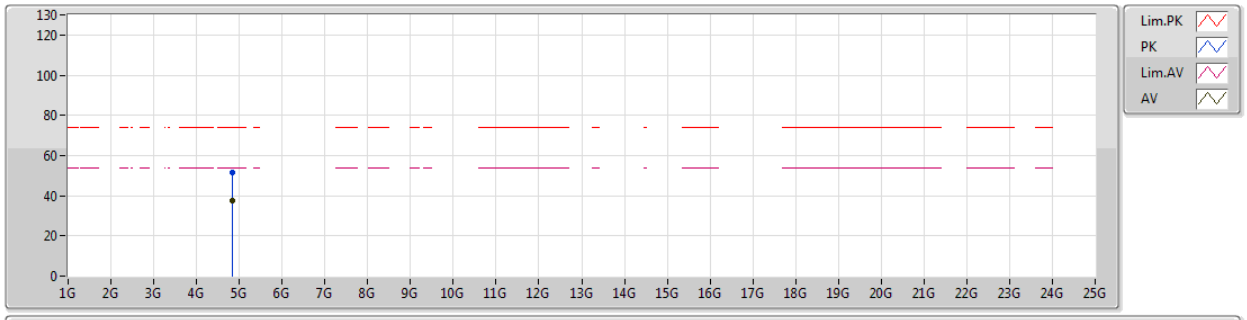

EUT Z_4TX
Setting 110
02-R-5
FSP

Type	Freq	Level	Limit	Margin	Factor	Dist	Condition	Azimuth	Height	Comments
	(Hz)	(dBuV/m)	(dBuV/m)	(dB)	(dB)	(m)		(°)	(m)	
PK	4.82874G	51.60	74.00	-22.40	7.32	3	Horizontal	272	1.62	-
AV	4.82886G	37.69	54.00	-16.31	7.32	3	Horizontal	272	1.62	-

802.11ax HEW20_Nss1,(MCS0)_4TX

2437MHz_TX

04/12/2018

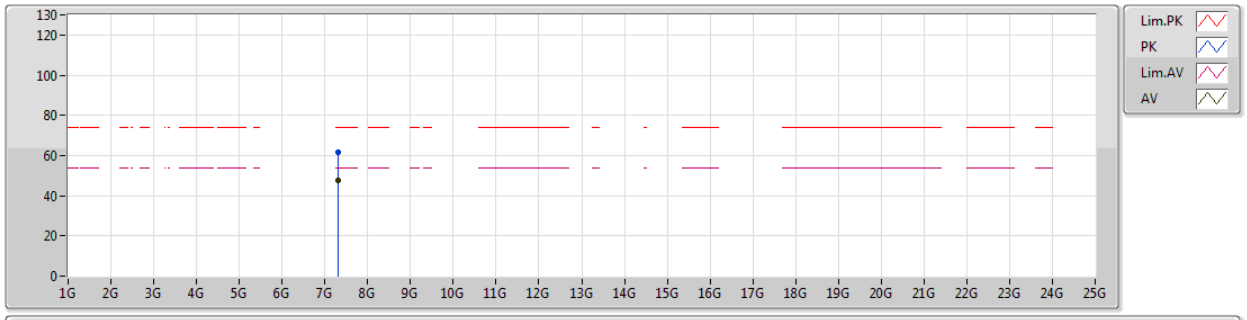

EUT Z_4TX
Setting 110
02-R-5
FSP

Type	Freq	Level	Limit	Margin	Factor	Dist	Condition	Azimuth	Height	Comments
	(Hz)	(dBuV/m)	(dBuV/m)	(dB)	(dB)	(m)		(°)	(m)	
PK	7.31514G	61.64	74.00	-12.36	10.56	3	Vertical	120	2.35	-
AV	7.3101G	47.79	54.00	-6.21	10.54	3	Vertical	120	2.35	-

802.11ax HEW20_Nss1,(MCS0)_4TX

2437MHz_TX

04/12/2018

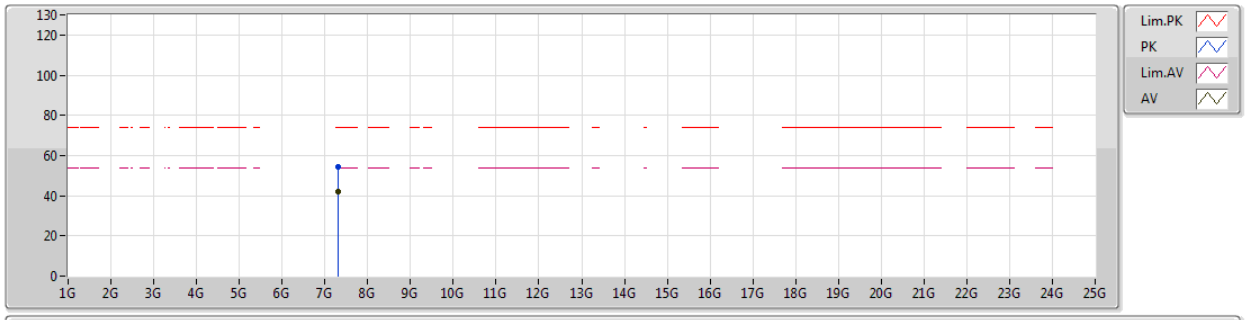

EUT Z_4TX
Setting 110
02-R-5
FSP

Type	Freq	Level	Limit	Margin	Factor	Dist	Condition	Azimuth	Height	Comments
	(Hz)	(dBuV/m)	(dBuV/m)	(dB)	(dB)	(m)		(°)	(m)	
PK	7.30662G	54.48	74.00	-19.52	10.54	3	Horizontal	344	2.57	-
AV	7.31214G	42.04	54.00	-11.96	10.55	3	Horizontal	344	2.57	-

802.11ax HEW20_Nss1,(MCS0)_4TX

2462MHz_TX

04/12/2018

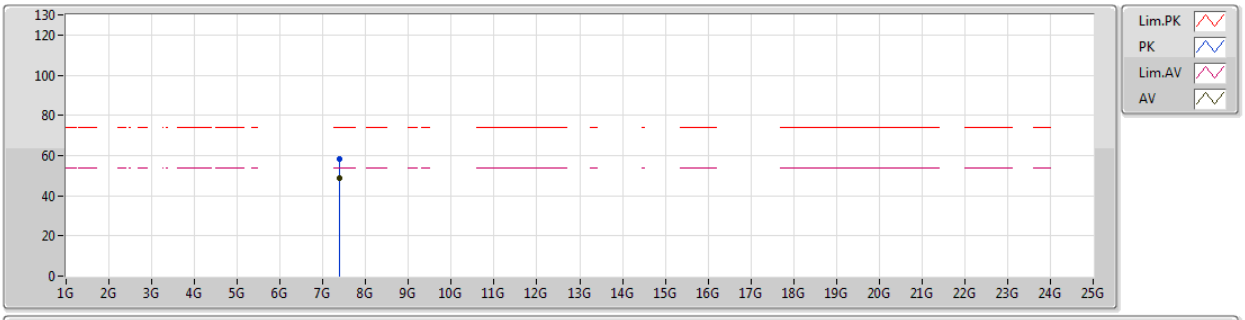

EUT Z_4TX
Setting 110
02-R-5
FSP

Type	Freq	Level	Limit	Margin	Factor	Dist	Condition	Azimuth	Height	Comments
	(Hz)	(dBuV/m)	(dBuV/m)	(dB)	(dB)	(m)		(°)	(m)	
PK	7.38354G	58.30	74.00	-15.70	10.75	3	Vertical	155	2.45	-
AV	7.38852G	48.80	54.00	-5.20	10.77	3	Vertical	155	2.45	-

802.11ax HEW20_Nss1,(MCS0)_4TX

2462MHz_TX

04/12/2018

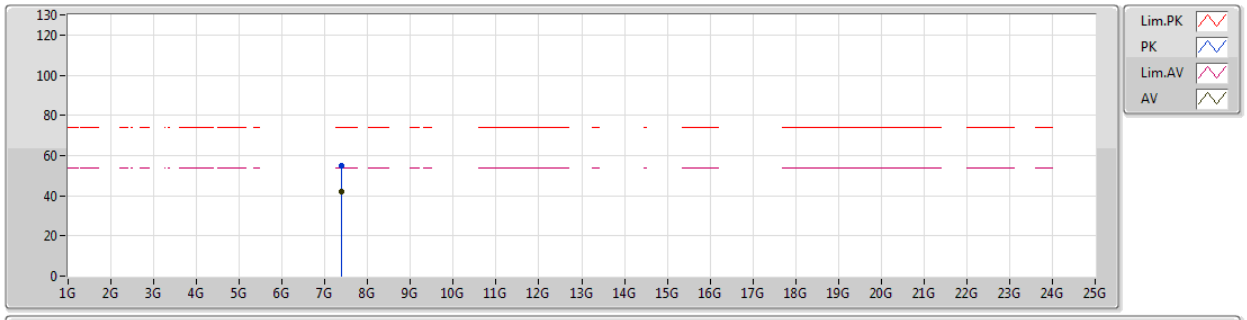

EUT Z_4TX
Setting 110
02-R-5
FSP

Type	Freq	Level	Limit	Margin	Factor	Dist	Condition	Azimuth	Height	Comments
	(Hz)	(dBuV/m)	(dBuV/m)	(dB)	(dB)	(m)		(°)	(m)	
PK	7.39884G	54.93	74.00	-19.07	10.80	3	Horizontal	254	2.53	-
AV	7.39566G	41.84	54.00	-12.16	10.78	3	Horizontal	254	2.53	-

802.11ax HEW40_Nss1,(MCS0)_4TX

2422MHz_TX

04/12/2018

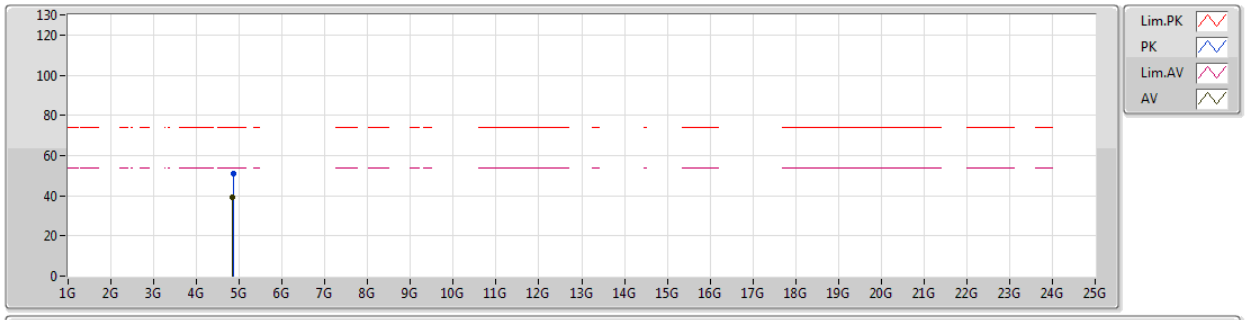

EUT Z_4TX
Setting 110
02-R-5
FSP

Type	Freq	Level	Limit	Margin	Factor	Dist	Condition	Azimuth	Height	Comments
	(Hz)	(dBuV/m)	(dBuV/m)	(dB)	(dB)	(m)		(°)	(m)	
PK	4.8527G	50.72	74.00	-23.28	7.37	3	Vertical	222	1.20	-
AV	4.84634G	39.48	54.00	-14.52	7.35	3	Vertical	222	1.20	-

802.11ax HEW40_Nss1,(MCS0)_4TX

2422MHz_TX

04/12/2018

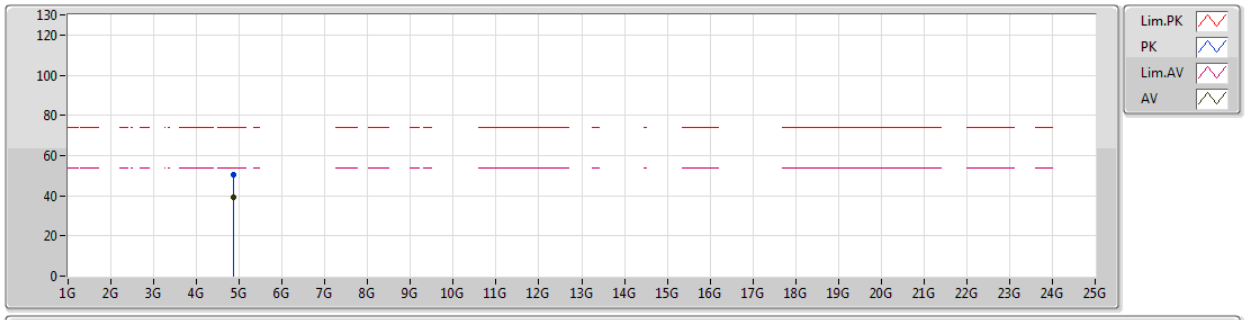

EUT Z_4TX
Setting 110
02-R-5
FSP

Type	Freq	Level	Limit	Margin	Factor	Dist	Condition	Azimuth	Height	Comments
	(Hz)	(dBuV/m)	(dBuV/m)	(dB)	(dB)	(m)		(°)	(m)	
PK	4.85474G	50.42	74.00	-23.58	7.37	3	Horizontal	108	1.71	-
AV	4.85534G	39.25	54.00	-14.75	7.37	3	Horizontal	108	1.71	-

802.11ax HEW40_Nss1,(MCS0)_4TX

2437MHz_TX

04/12/2018

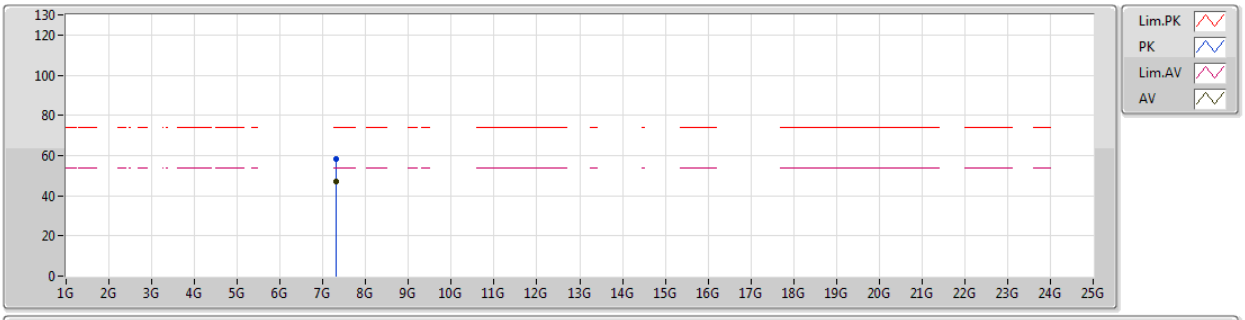

EUT Z_4TX
Setting 110
02-R-5
FSP

Type	Freq	Level	Limit	Margin	Factor	Dist	Condition	Azimuth	Height	Comments
	(Hz)	(dBuV/m)	(dBuV/m)	(dB)	(dB)	(m)		(°)	(m)	
PK	7.31202G	58.53	74.00	-15.47	10.55	3	Vertical	145	2.41	-
AV	7.31166G	47.13	54.00	-6.87	10.55	3	Vertical	145	2.41	-

802.11ax HEW40_Nss1,(MCS0)_4TX

2437MHz_TX

04/12/2018

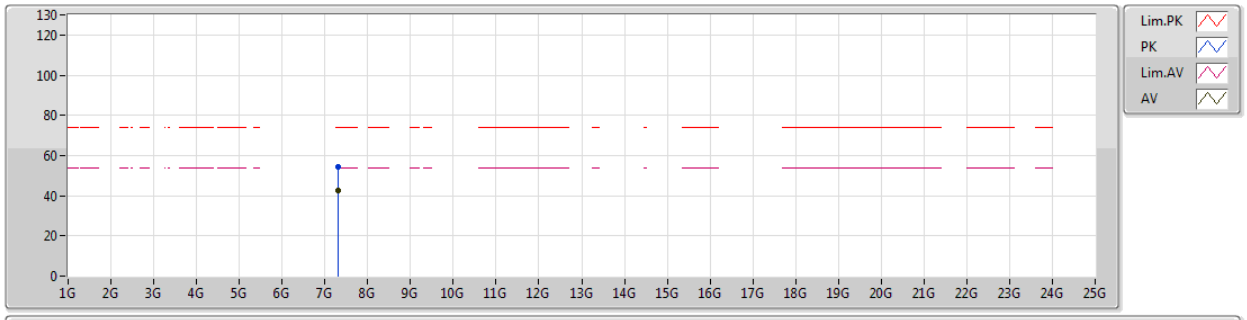

EUT Z_4TX
Setting 110
02-R-5
FSP

Type	Freq	Level	Limit	Margin	Factor	Dist	Condition	Azimuth	Height	Comments
	(Hz)	(dBuV/m)	(dBuV/m)	(dB)	(dB)	(m)		(°)	(m)	
PK	7.32066G	54.08	74.00	-19.92	10.58	3	Horizontal	90	1.67	-
AV	7.31958G	42.48	54.00	-11.52	10.57	3	Horizontal	90	1.67	-

802.11ax HEW40_Nss1,(MCS0)_4TX

2452MHz_TX

04/12/2018

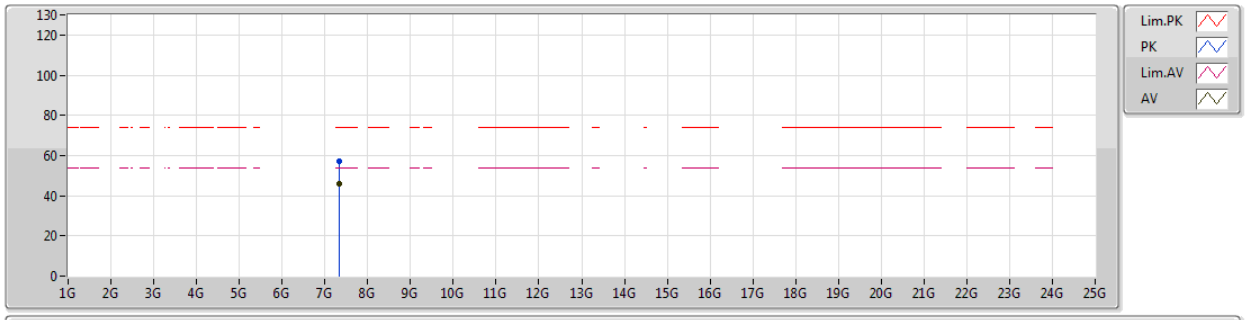

EUT Z_4TX
Setting 110
02-R-5
FSP

Type	Freq	Level	Limit	Margin	Factor	Dist	Condition	Azimuth	Height	Comments
	(Hz)	(dBuV/m)	(dBuV/m)	(dB)	(dB)	(m)		(°)	(m)	
PK	7.3452G	56.88	74.00	-17.12	10.64	3	Vertical	142	2.47	-
AV	7.3452G	45.69	54.00	-8.31	10.64	3	Vertical	142	2.47	-

802.11ax HEW40_Nss1,(MCS0)_4TX

2452MHz_TX

04/12/2018

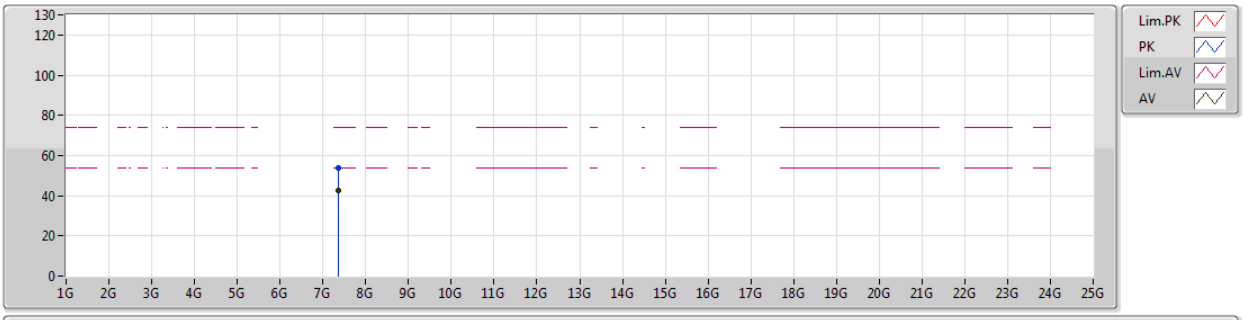

EUT Z_4TX
Setting 110
02-R-5
FSP

Type	Freq	Level	Limit	Margin	Factor	Dist	Condition	Azimuth	Height	Comments
	(Hz)	(dBuV/m)	(dBuV/m)	(dB)	(dB)	(m)		(°)	(m)	
PK	7.3602G	53.84	74.00	-20.16	10.68	3	Horizontal	334	2.01	-
AV	7.34832G	42.52	54.00	-11.48	10.66	3	Horizontal	334	2.01	-

Summary

Mode	Result	Type	Freq (Hz)	Level (dBuV/m)	Limit (dBuV/m)	Margin (dB)	Factor (dB)	Dist (m)	Condition	Azimuth (°)	Height (m)	Comments
2.4-2.4835GHz	-	-	-	-	-	-	-	-	-	-	-	-
802.11g_Nss1,(6Mbps)_1TX	Pass	PK	2.4864G	73.95	74.00	-0.05	31.60	3	Vertical	132	1.95	-

802.11b_Nss1,(1Mbps)_1TX

2412MHz_TX

05/12/2018

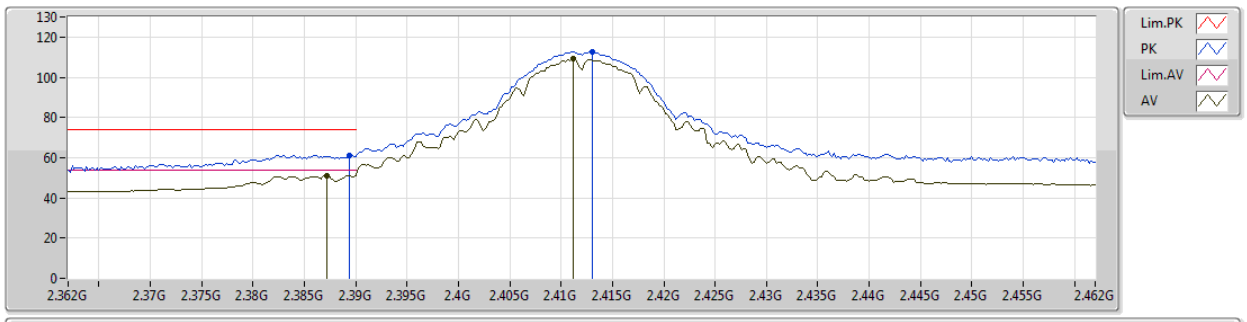

EUT Z_1TX
Setting 88
02-R-5
FSP

Type	Freq	Level	Limit	Margin	Factor	Dist	Condition	Azimuth	Height	Comments
	(Hz)	(dBuV/m)	(dBuV/m)	(dB)	(dB)	(m)		(°)	(m)	
PK	2.3894G	61.33	74.00	-12.67	31.38	3	Vertical	165	1.97	-
AV	2.3872G	51.11	54.00	-2.89	31.37	3	Vertical	165	1.97	-
PK	2.413G	112.85	Inf	-Inf	31.44	3	Vertical	165	1.97	-
AV	2.4112G	109.09	Inf	-Inf	31.43	3	Vertical	165	1.97	-

802.11b_Nss1,(1Mbps)_1TX

2412MHz_TX

05/12/2018

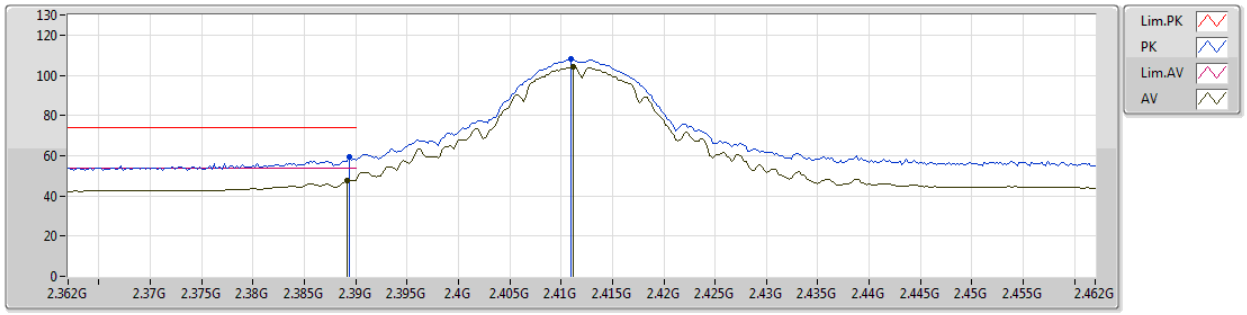

EUT Z_1TX
Setting 88
02-R-5
FSP

Type	Freq	Level	Limit	Margin	Factor	Dist	Condition	Azimuth	Height	Comments
	(Hz)	(dBuV/m)	(dBuV/m)	(dB)	(dB)	(m)		(°)	(m)	
PK	2.3894G	59.32	74.00	-14.68	31.38	3	Horizontal	255	2.53	-
AV	2.3892G	47.90	54.00	-6.10	31.38	3	Horizontal	255	2.53	-
PK	2.411G	108.04	Inf	-Inf	31.43	3	Horizontal	255	2.53	-
AV	2.4112G	104.27	Inf	-Inf	31.43	3	Horizontal	255	2.53	-

802.11b_Nss1,(1Mbps)_1TX

2437MHz_TX

05/12/2018

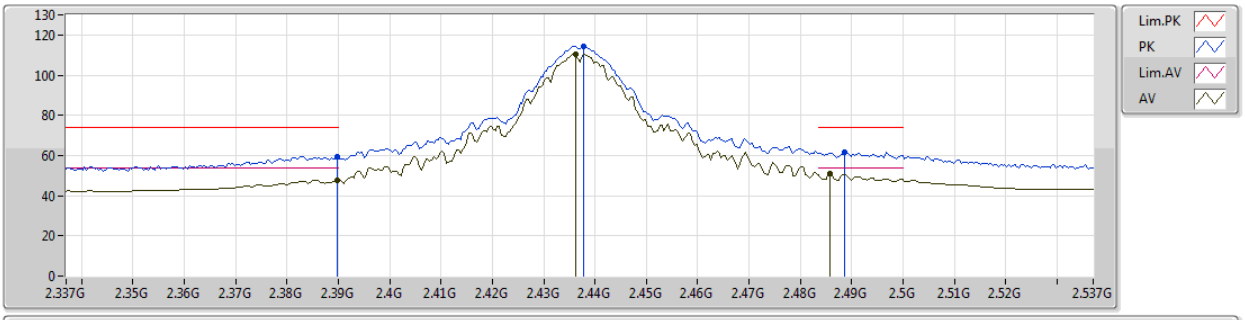

EUT Z_1TX
Setting 92
02-R-5
FSP

Type	Freq	Level	Limit	Margin	Factor	Dist	Condition	Azimuth	Height	Comments
	(Hz)	(dBuV/m)	(dBuV/m)	(dB)	(dB)	(m)		(°)	(m)	
PK	2.3898G	59.24	74.00	-14.76	31.38	3	Vertical	246	1.72	-
AV	2.3898G	47.90	54.00	-6.10	31.38	3	Vertical	246	1.72	-
PK	2.4378G	114.53	Inf	-Inf	31.50	3	Vertical	246	1.72	-
AV	2.4362G	110.58	Inf	-Inf	31.49	3	Vertical	246	1.72	-
PK	2.4886G	61.75	74.00	-12.25	31.61	3	Vertical	246	1.72	-
AV	2.4858G	50.91	54.00	-3.09	31.59	3	Vertical	246	1.72	-

802.11b_Nss1,(1Mbps)_1TX

2437MHz_TX

05/12/2018

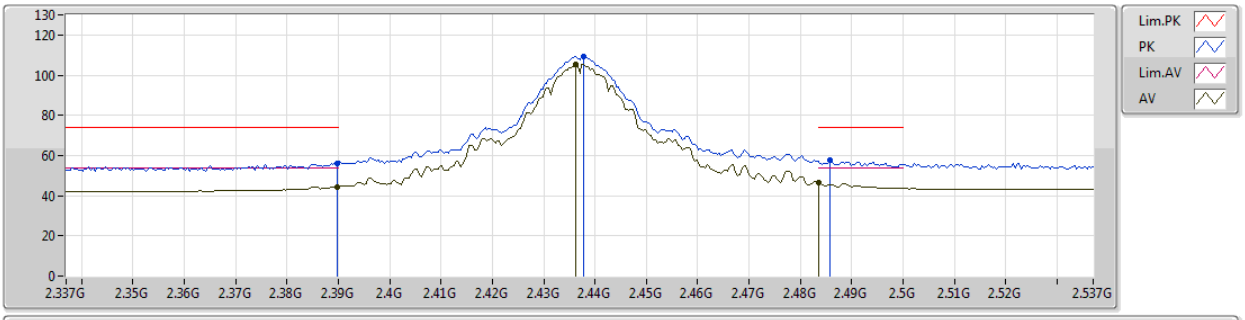

EUT Z_1TX
Setting 92
02-R-5
FSP

Type	Freq	Level	Limit	Margin	Factor	Dist	Condition	Azimuth	Height	Comments
	(Hz)	(dBuV/m)	(dBuV/m)	(dB)	(dB)	(m)		(°)	(m)	
PK	2.3898G	56.10	74.00	-17.90	31.38	3	Horizontal	302	2.48	-
AV	2.3898G	44.51	54.00	-9.49	31.38	3	Horizontal	302	2.48	-
PK	2.4378G	109.21	Inf	-Inf	31.50	3	Horizontal	302	2.48	-
AV	2.4362G	105.36	Inf	-Inf	31.49	3	Horizontal	302	2.48	-
PK	2.4858G	57.54	74.00	-16.46	31.59	3	Horizontal	302	2.48	-
AV	2.4835G	46.24	54.00	-7.76	31.59	3	Horizontal	302	2.48	-

802.11b_Nss1,(1Mbps)_1TX

2462MHz_TX

05/12/2018

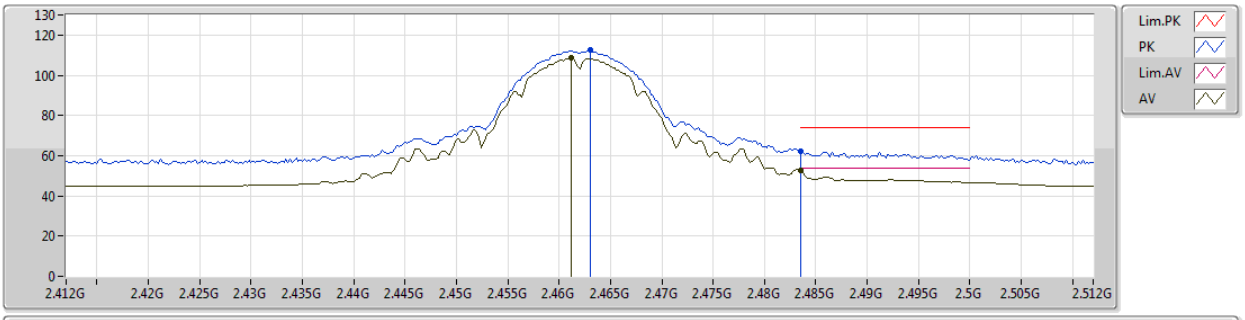

EUT Z_1TX
Setting 84
02-R-5
FSP

Type	Freq	Level	Limit	Margin	Factor	Dist	Condition	Azimuth	Height	Comments
	(Hz)	(dBuV/m)	(dBuV/m)	(dB)	(dB)	(m)		(°)	(m)	
PK	2.463G	112.45	Inf	-Inf	31.55	3	Vertical	259	2.77	-
AV	2.4612G	108.51	Inf	-Inf	31.54	3	Vertical	259	2.77	-
PK	2.4835G	62.11	74.00	-11.89	31.59	3	Vertical	259	2.77	-
AV	2.4835G	52.51	54.00	-1.49	31.59	3	Vertical	259	2.77	-

802.11b_Nss1,(1Mbps)_1TX

2462MHz_TX

05/12/2018

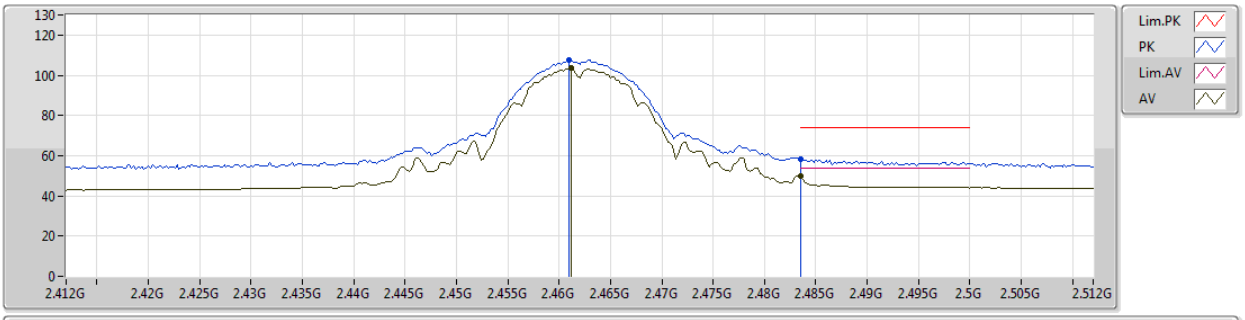

EUT Z_1TX
Setting 84
02-R-5
FSP

Type	Freq	Level	Limit	Margin	Factor	Dist	Condition	Azimuth	Height	Comments
	(Hz)	(dBuV/m)	(dBuV/m)	(dB)	(dB)	(m)		(°)	(m)	
PK	2.461G	107.43	Inf	-Inf	31.54	3	Horizontal	325	2.76	-
AV	2.4612G	103.51	Inf	-Inf	31.54	3	Horizontal	325	2.76	-
PK	2.4835G	58.23	74.00	-15.77	31.59	3	Horizontal	325	2.76	-
AV	2.4835G	49.94	54.00	-4.06	31.59	3	Horizontal	325	2.76	-

802.11b_Nss1,(1Mbps)_1TX

2417MHz_TX

05/12/2018

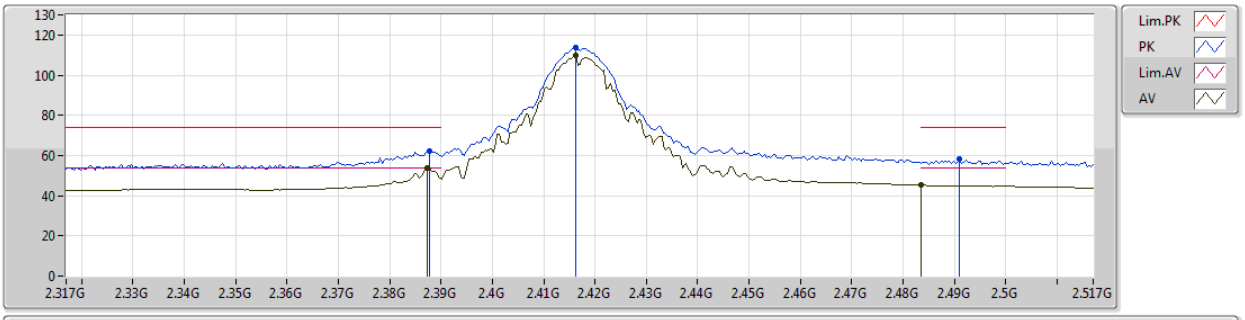

EUT Z_1TX
Setting 89
02-R-5
FSP

Type	Freq	Level	Limit	Margin	Factor	Dist	Condition	Azimuth	Height	Comments
	(Hz)	(dBuV/m)	(dBuV/m)	(dB)	(dB)	(m)		(°)	(m)	
PK	2.3878G	62.42	74.00	-11.58	31.38	3	Vertical	159	2.02	-
AV	2.3874G	53.93	54.00	-0.07	31.37	3	Vertical	159	2.02	-
PK	2.4162G	113.55	Inf	-Inf	31.45	3	Vertical	159	2.02	-
AV	2.4162G	109.81	Inf	-Inf	31.45	3	Vertical	159	2.02	-
PK	2.491G	58.29	74.00	-15.71	31.61	3	Vertical	159	2.02	-
AV	2.4835G	45.18	54.00	-8.82	31.59	3	Vertical	159	2.02	-

802.11b_Nss1,(1Mbps)_1TX

2417MHz_TX

05/12/2018

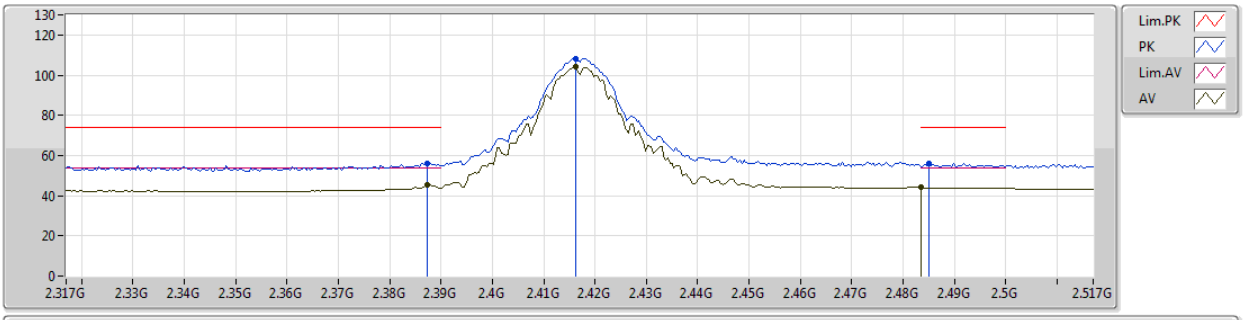

EUT Z_1TX
Setting 89
02-R-5
FSP

Type	Freq	Level	Limit	Margin	Factor	Dist	Condition	Azimuth	Height	Comments
	(Hz)	(dBuV/m)	(dBuV/m)	(dB)	(dB)	(m)		(°)	(m)	
PK	2.3874G	56.02	74.00	-17.98	31.37	3	Horizontal	300	2.78	-
AV	2.3874G	45.46	54.00	-8.54	31.37	3	Horizontal	300	2.78	-
PK	2.4162G	108.20	Inf	-Inf	31.45	3	Horizontal	300	2.78	-
AV	2.4162G	104.32	Inf	-Inf	31.45	3	Horizontal	300	2.78	-
PK	2.485G	56.04	74.00	-17.96	31.59	3	Horizontal	300	2.78	-
AV	2.4835G	44.06	54.00	-9.94	31.59	3	Horizontal	300	2.78	-

802.11b_Nss1,(1Mbps)_1TX

2422MHz_TX

05/12/2018

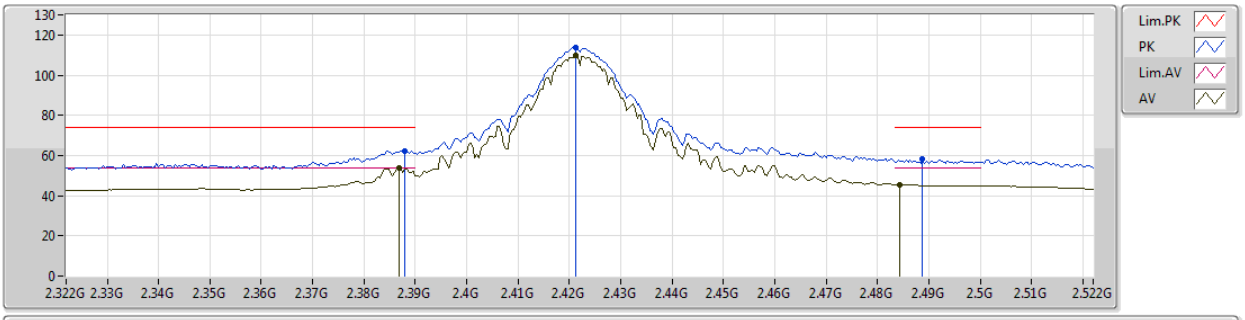

EUT Z_1TX
Setting 91
02-R-5
FSP

Type	Freq	Level	Limit	Margin	Factor	Dist	Condition	Azimuth	Height	Comments
	(Hz)	(dBuV/m)	(dBuV/m)	(dB)	(dB)	(m)		(°)	(m)	
PK	2.388G	62.28	74.00	-11.72	31.38	3	Vertical	161	1.97	-
AV	2.3868G	53.77	54.00	-0.23	31.37	3	Vertical	161	1.97	-
PK	2.4212G	113.66	Inf	-Inf	31.46	3	Vertical	161	1.97	-
AV	2.4212G	109.76	Inf	-Inf	31.46	3	Vertical	161	1.97	-
PK	2.4888G	58.36	74.00	-15.64	31.61	3	Vertical	161	1.97	-
AV	2.4844G	45.62	54.00	-8.38	31.59	3	Vertical	161	1.97	-

802.11b_Nss1,(1Mbps)_1TX

2422MHz_TX

05/12/2018

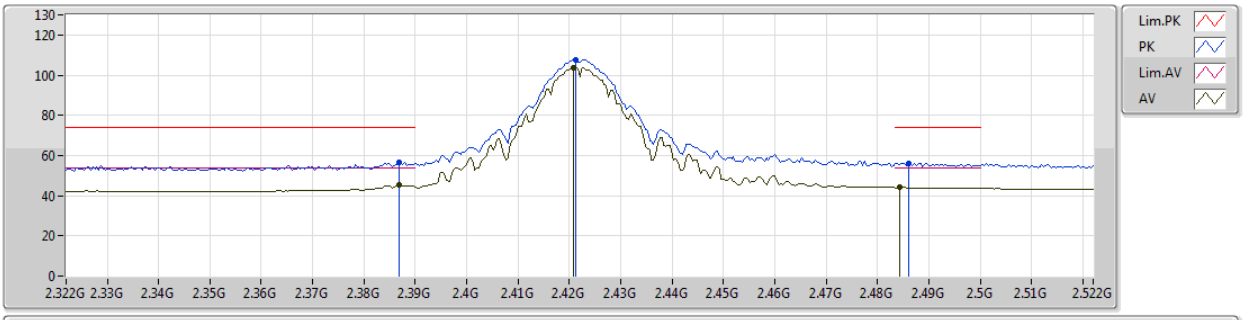

EUT Z_1TX
Setting 91
02-R-5
FSP

Type	Freq	Level	Limit	Margin	Factor	Dist	Condition	Azimuth	Height	Comments
	(Hz)	(dBuV/m)	(dBuV/m)	(dB)	(dB)	(m)		(°)	(m)	
PK	2.3868G	56.85	74.00	-17.15	31.37	3	Horizontal	303	2.77	-
AV	2.3868G	45.40	54.00	-8.60	31.37	3	Horizontal	303	2.77	-
PK	2.4212G	107.86	Inf	-Inf	31.46	3	Horizontal	303	2.77	-
AV	2.4208G	103.76	Inf	-Inf	31.46	3	Horizontal	303	2.77	-
PK	2.486G	56.13	74.00	-17.87	31.59	3	Horizontal	303	2.77	-
AV	2.4844G	44.14	54.00	-9.86	31.59	3	Horizontal	303	2.77	-

802.11b_Nss1,(1Mbps)_1TX

2427MHz_TX

05/12/2018

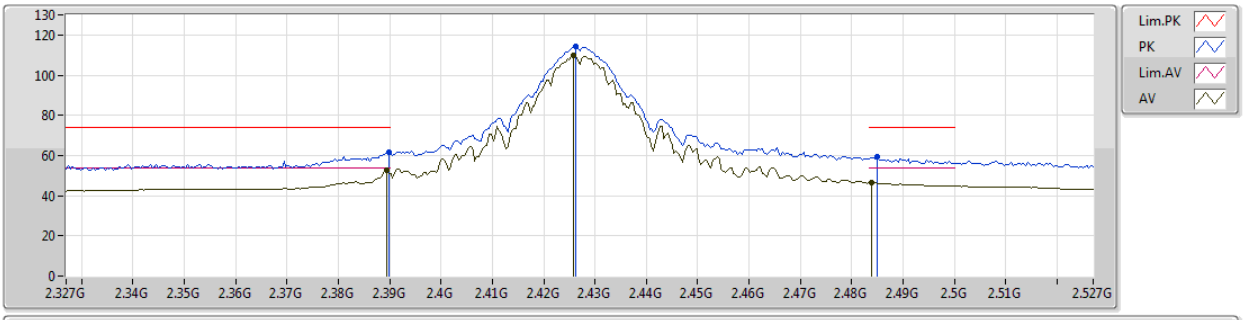

EUT Z_1TX
Setting 91
02-R-5
FSP

Type	Freq	Level	Limit	Margin	Factor	Dist	Condition	Azimuth	Height	Comments
	(Hz)	(dBuV/m)	(dBuV/m)	(dB)	(dB)	(m)		(°)	(m)	
PK	2.3898G	61.74	74.00	-12.26	31.38	3	Vertical	143	1.97	-
AV	2.3894G	52.77	54.00	-1.23	31.38	3	Vertical	143	1.97	-
PK	2.4262G	114.05	Inf	-Inf	31.47	3	Vertical	143	1.97	-
AV	2.4258G	109.79	Inf	-Inf	31.47	3	Vertical	143	1.97	-
PK	2.485G	59.47	74.00	-14.53	31.59	3	Vertical	143	1.97	-
AV	2.4838G	46.73	54.00	-7.27	31.59	3	Vertical	143	1.97	-

802.11b_Nss1,(1Mbps)_1TX

2427MHz_TX

05/12/2018

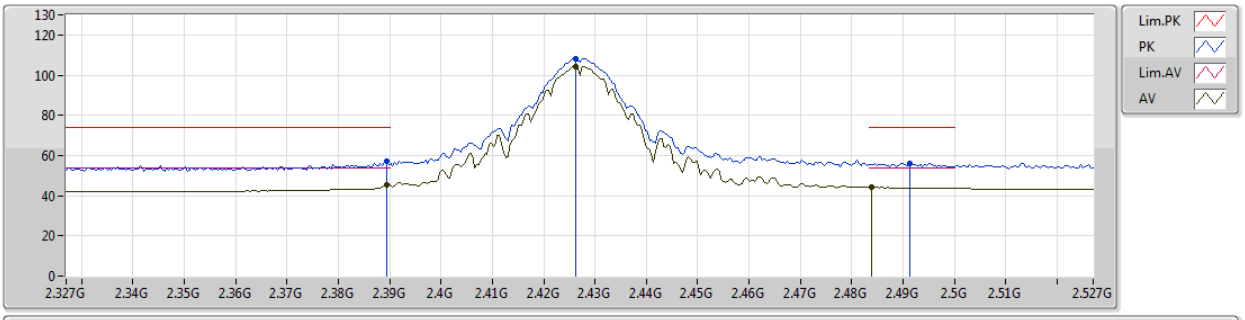

EUT Z_1TX
Setting 91
02-R-5
FSP

Type	Freq	Level	Limit	Margin	Factor	Dist	Condition	Azimuth	Height	Comments
	(Hz)	(dBuV/m)	(dBuV/m)	(dB)	(dB)	(m)		(°)	(m)	
PK	2.3894G	56.90	74.00	-17.10	31.38	3	Horizontal	292	2.79	-
AV	2.3894G	45.57	54.00	-8.43	31.38	3	Horizontal	292	2.79	-
PK	2.4262G	108.24	Inf	-Inf	31.47	3	Horizontal	292	2.79	-
AV	2.4262G	104.39	Inf	-Inf	31.47	3	Horizontal	292	2.79	-
PK	2.4914G	56.08	74.00	-17.92	31.61	3	Horizontal	292	2.79	-
AV	2.4838G	44.29	54.00	-9.71	31.59	3	Horizontal	292	2.79	-

802.11b_Nss1,(1Mbps)_1TX

2432MHz_TX

05/12/2018

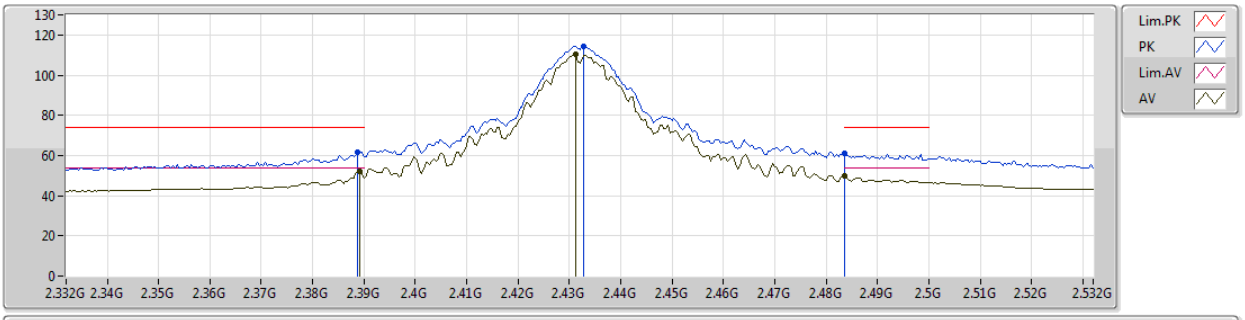

EUT Z_1TX
Setting 92
02-R-5
FSP

Type	Freq	Level	Limit	Margin	Factor	Dist	Condition	Azimuth	Height	Comments
	(Hz)	(dBuV/m)	(dBuV/m)	(dB)	(dB)	(m)		(°)	(m)	
PK	2.3888G	61.89	74.00	-12.11	31.38	3	Vertical	250	1.50	-
AV	2.3892G	52.01	54.00	-1.99	31.38	3	Vertical	250	1.50	-
PK	2.4328G	114.13	Inf	-Inf	31.48	3	Vertical	250	1.50	-
AV	2.4312G	110.28	Inf	-Inf	31.48	3	Vertical	250	1.50	-
PK	2.4835G	60.91	74.00	-13.09	31.59	3	Vertical	250	1.50	-
AV	2.4835G	49.81	54.00	-4.19	31.59	3	Vertical	250	1.50	-

802.11b_Nss1,(1Mbps)_1TX

2432MHz_TX

05/12/2018

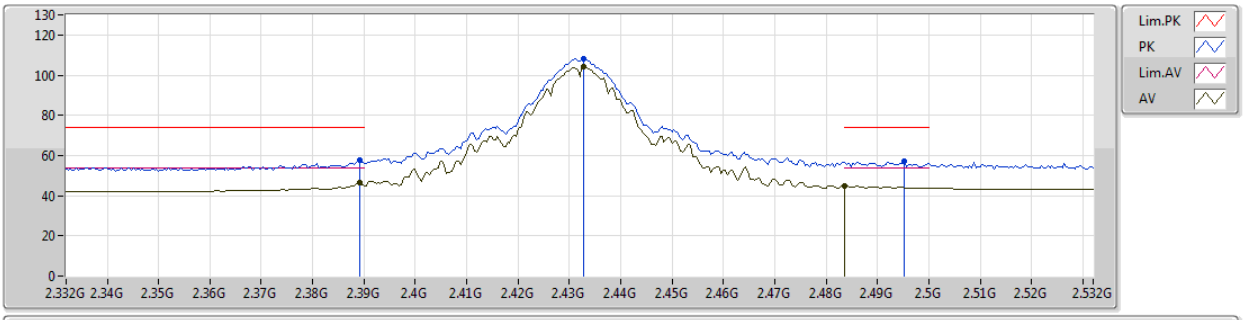

EUT Z_1TX
Setting 92
02-R-5
FSP

Type	Freq	Level	Limit	Margin	Factor	Dist	Condition	Azimuth	Height	Comments
	(Hz)	(dBuV/m)	(dBuV/m)	(dB)	(dB)	(m)		(°)	(m)	
PK	2.3892G	57.95	74.00	-16.05	31.38	3	Horizontal	300	2.28	-
AV	2.3892G	46.32	54.00	-7.68	31.38	3	Horizontal	300	2.28	-
PK	2.4328G	107.94	Inf	-Inf	31.48	3	Horizontal	300	2.28	-
AV	2.4328G	104.06	Inf	-Inf	31.48	3	Horizontal	300	2.28	-
PK	2.4952G	56.90	74.00	-17.10	31.62	3	Horizontal	300	2.28	-
AV	2.4835G	44.90	54.00	-9.10	31.59	3	Horizontal	300	2.28	-

802.11b_Nss1,(1Mbps)_1TX

2442MHz_TX

05/12/2018

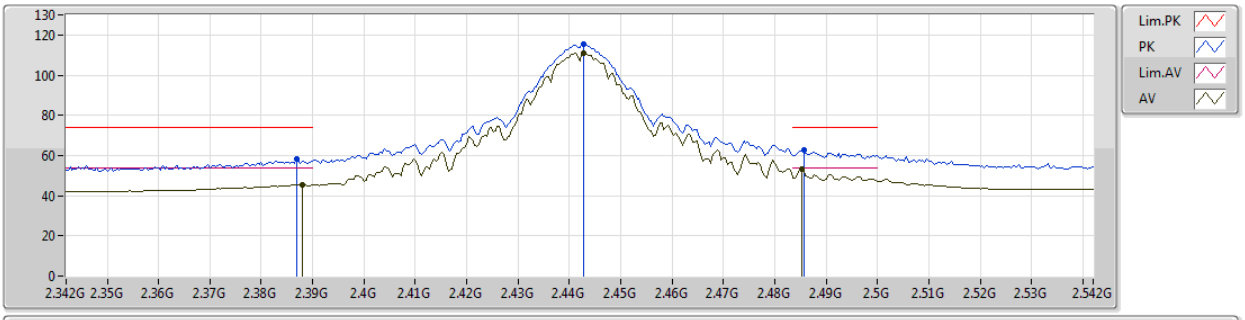

EUT Z_1TX
Setting 92
02-R-5
FSP

Type	Freq	Level	Limit	Margin	Factor	Dist	Condition	Azimuth	Height	Comments
	(Hz)	(dBuV/m)	(dBuV/m)	(dB)	(dB)	(m)		(°)	(m)	
PK	2.3868G	58.26	74.00	-15.74	31.37	3	Vertical	235	2.57	-
AV	2.388G	45.62	54.00	-8.38	31.38	3	Vertical	235	2.57	-
PK	2.4428G	115.22	Inf	-Inf	31.51	3	Vertical	235	2.57	-
AV	2.4428G	111.13	Inf	-Inf	31.51	3	Vertical	235	2.57	-
PK	2.4856G	62.83	74.00	-11.17	31.59	3	Vertical	235	2.57	-
AV	2.4852G	53.49	54.00	-0.51	31.59	3	Vertical	235	2.57	-

802.11b_Nss1,(1Mbps)_1TX

2442MHz_TX

05/12/2018

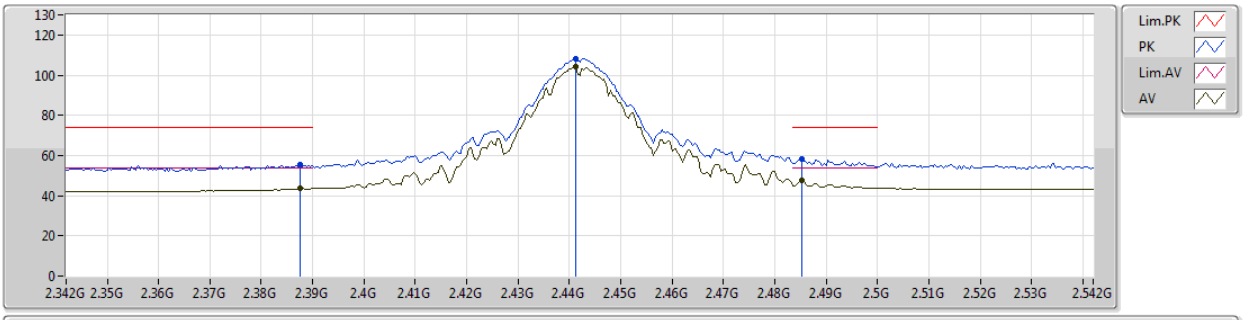

EUT Z_1TX
Setting 92
02-R-5
FSP

Type	Freq	Level	Limit	Margin	Factor	Dist	Condition	Azimuth	Height	Comments
	(Hz)	(dBuV/m)	(dBuV/m)	(dB)	(dB)	(m)		(°)	(m)	
PK	2.3876G	55.45	74.00	-18.55	31.38	3	Horizontal	307	2.49	-
AV	2.3876G	43.51	54.00	-10.49	31.38	3	Horizontal	307	2.49	-
PK	2.4412G	108.04	Inf	-Inf	31.50	3	Horizontal	307	2.49	-
AV	2.4412G	104.24	Inf	-Inf	31.50	3	Horizontal	307	2.49	-
PK	2.4852G	58.52	74.00	-15.48	31.59	3	Horizontal	307	2.49	-
AV	2.4852G	47.81	54.00	-6.19	31.59	3	Horizontal	307	2.49	-

802.11b_Nss1,(1Mbps)_1TX

2447MHz_TX

05/12/2018

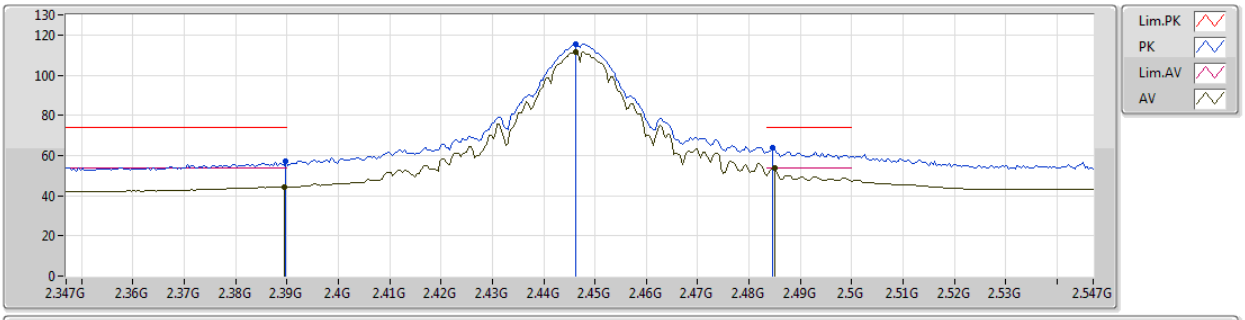

EUT Z_1TX
Setting 91
02-R-5
FSP

Type	Freq	Level	Limit	Margin	Factor	Dist	Condition	Azimuth	Height	Comments
	(Hz)	(dBuV/m)	(dBuV/m)	(dB)	(dB)	(m)		(°)	(m)	
PK	2.3898G	56.96	74.00	-17.04	31.38	3	Vertical	247	2.56	-
AV	2.3894G	44.28	54.00	-9.72	31.38	3	Vertical	247	2.56	-
PK	2.4462G	115.37	Inf	-Inf	31.51	3	Vertical	247	2.56	-
AV	2.4462G	111.58	Inf	-Inf	31.51	3	Vertical	247	2.56	-
PK	2.4846G	63.71	74.00	-10.29	31.59	3	Vertical	247	2.56	-
AV	2.485G	53.79	54.00	-0.21	31.59	3	Vertical	247	2.56	-

802.11b_Nss1,(1Mbps)_1TX

2447MHz_TX

05/12/2018

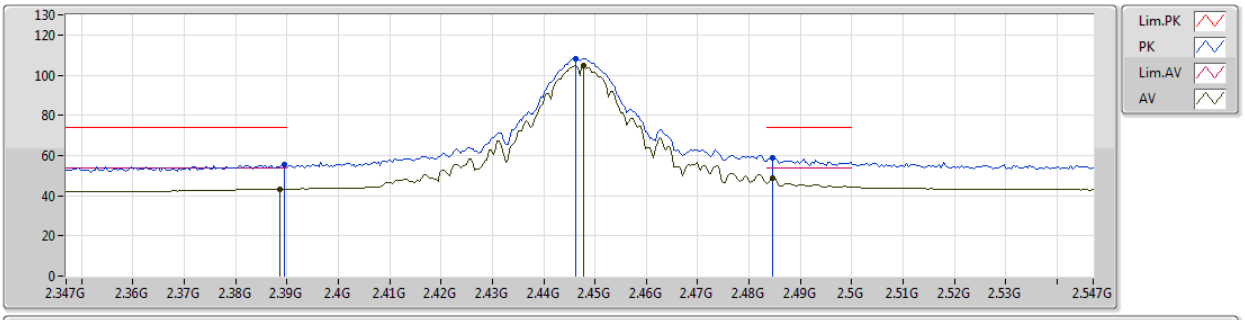

EUT Z_1TX
Setting 91
02-R-5
FSP

Type	Freq	Level	Limit	Margin	Factor	Dist	Condition	Azimuth	Height	Comments
	(Hz)	(dBuV/m)	(dBuV/m)	(dB)	(dB)	(m)		(°)	(m)	
PK	2.3894G	55.33	74.00	-18.67	31.38	3	Horizontal	302	1.39	-
AV	2.3886G	43.29	54.00	-10.71	31.38	3	Horizontal	302	1.39	-
PK	2.4462G	108.37	Inf	-Inf	31.51	3	Horizontal	302	1.39	-
AV	2.4478G	104.55	Inf	-Inf	31.52	3	Horizontal	302	1.39	-
PK	2.4846G	59.00	74.00	-15.00	31.59	3	Horizontal	302	1.39	-
AV	2.4846G	48.53	54.00	-5.47	31.59	3	Horizontal	302	1.39	-

802.11b_Nss1,(1Mbps)_1TX

2452MHz_TX

05/12/2018

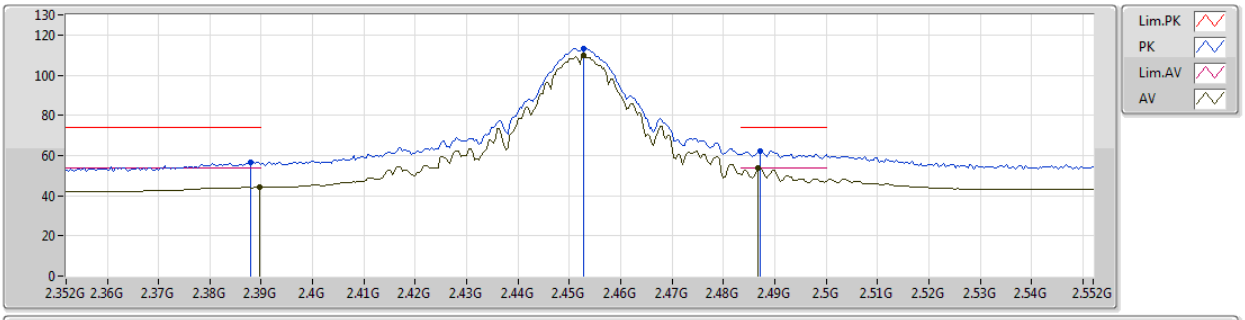

EUT Z_1TX
Setting 91
02-R-5
FSP

Type	Freq	Level	Limit	Margin	Factor	Dist	Condition	Azimuth	Height	Comments
	(Hz)	(dBuV/m)	(dBuV/m)	(dB)	(dB)	(m)		(°)	(m)	
PK	2.388G	56.72	74.00	-17.28	31.38	3	Vertical	313	1.90	-
AV	2.3896G	44.13	54.00	-9.87	31.38	3	Vertical	313	1.90	-
PK	2.4528G	113.39	Inf	-Inf	31.53	3	Vertical	313	1.90	-
AV	2.4528G	109.56	Inf	-Inf	31.53	3	Vertical	313	1.90	-
PK	2.4872G	62.43	74.00	-11.57	31.60	3	Vertical	313	1.90	-
AV	2.4868G	53.93	54.00	-0.07	31.60	3	Vertical	313	1.90	-

802.11b_Nss1,(1Mbps)_1TX

2452MHz_TX

05/12/2018

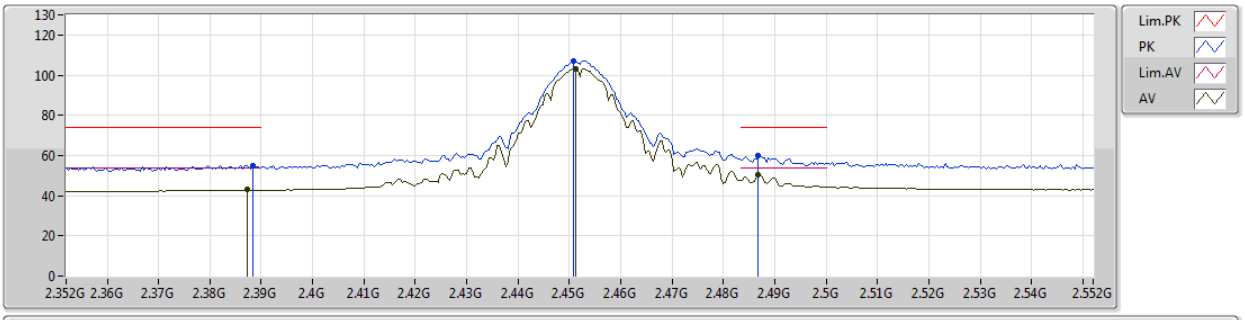

EUT Z_1TX
Setting 91
02-R-5
FSP

Type	Freq	Level	Limit	Margin	Factor	Dist	Condition	Azimuth	Height	Comments
	(Hz)	(dBuV/m)	(dBuV/m)	(dB)	(dB)	(m)		(°)	(m)	
PK	2.3884G	55.08	74.00	-18.92	31.38	3	Horizontal	4	1.49	-
AV	2.3872G	42.87	54.00	-11.13	31.37	3	Horizontal	4	1.49	-
PK	2.4508G	107.20	Inf	-Inf	31.52	3	Horizontal	4	1.49	-
AV	2.4512G	103.28	Inf	-Inf	31.52	3	Horizontal	4	1.49	-
PK	2.4868G	59.68	74.00	-14.32	31.60	3	Horizontal	4	1.49	-
AV	2.4868G	50.45	54.00	-3.55	31.60	3	Horizontal	4	1.49	-

802.11b_Nss1,(1Mbps)_1TX

2457MHz_TX

05/12/2018

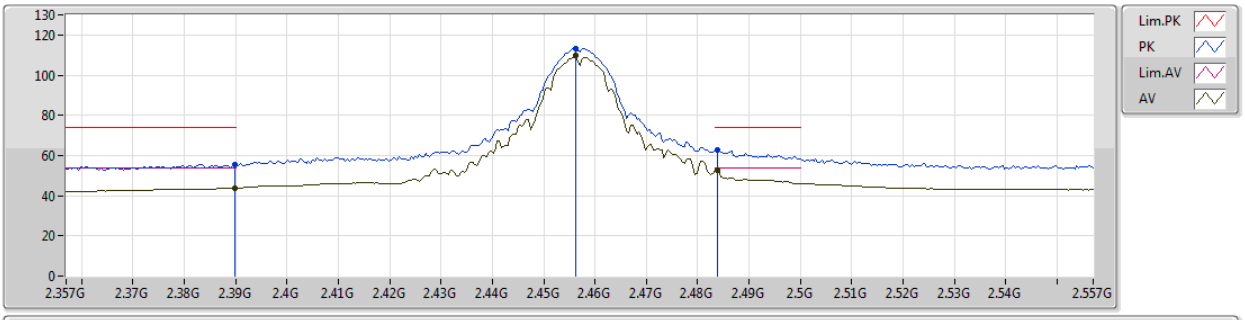

EUT Z_1TX
Setting 88
02-R-5
FSP

Type	Freq	Level	Limit	Margin	Factor	Dist	Condition	Azimuth	Height	Comments
	(Hz)	(dBuV/m)	(dBuV/m)	(dB)	(dB)	(m)		(°)	(m)	
PK	2.3898G	55.67	74.00	-18.33	31.38	3	Vertical	183	1.51	-
AV	2.3898G	43.83	54.00	-10.17	31.38	3	Vertical	183	1.51	-
PK	2.4562G	113.33	Inf	-Inf	31.53	3	Vertical	183	1.51	-
AV	2.4562G	109.60	Inf	-Inf	31.53	3	Vertical	183	1.51	-
PK	2.4838G	62.52	74.00	-11.48	31.59	3	Vertical	183	1.51	-
AV	2.4838G	52.80	54.00	-1.20	31.59	3	Vertical	183	1.51	-

802.11b_Nss1,(1Mbps)_1TX

2457MHz_TX

05/12/2018

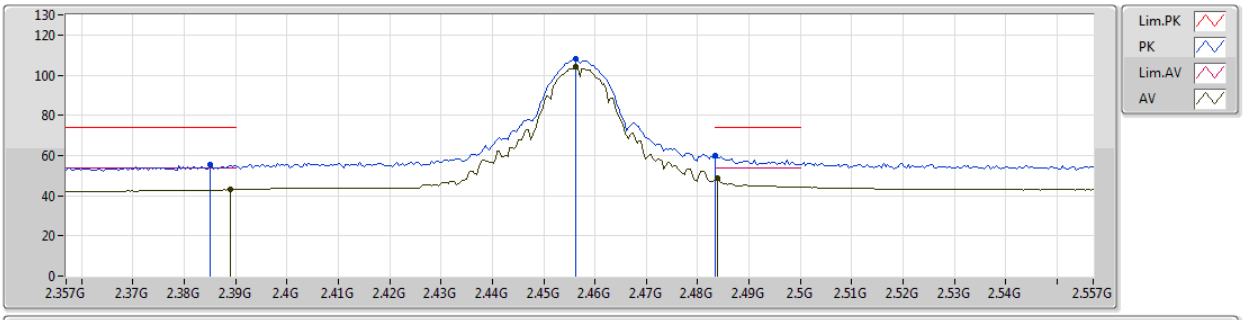

EUT Z_1TX
Setting 88
02-R-5
FSP

Type	Freq	Level	Limit	Margin	Factor	Dist	Condition	Azimuth	Height	Comments
	(Hz)	(dBuV/m)	(dBuV/m)	(dB)	(dB)	(m)		(°)	(m)	
PK	2.385G	55.54	74.00	-18.46	31.37	3	Horizontal	284	1.20	-
AV	2.389G	42.99	54.00	-11.01	31.38	3	Horizontal	284	1.20	-
PK	2.4562G	107.88	Inf	-Inf	31.53	3	Horizontal	284	1.20	-
AV	2.4562G	104.03	Inf	-Inf	31.53	3	Horizontal	284	1.20	-
PK	2.4835G	59.83	74.00	-14.17	31.59	3	Horizontal	284	1.20	-
AV	2.4838G	48.75	54.00	-5.25	31.59	3	Horizontal	284	1.20	-

802.11g_Nss1,(6Mbps)_1TX

2412MHz_TX

05/12/2018

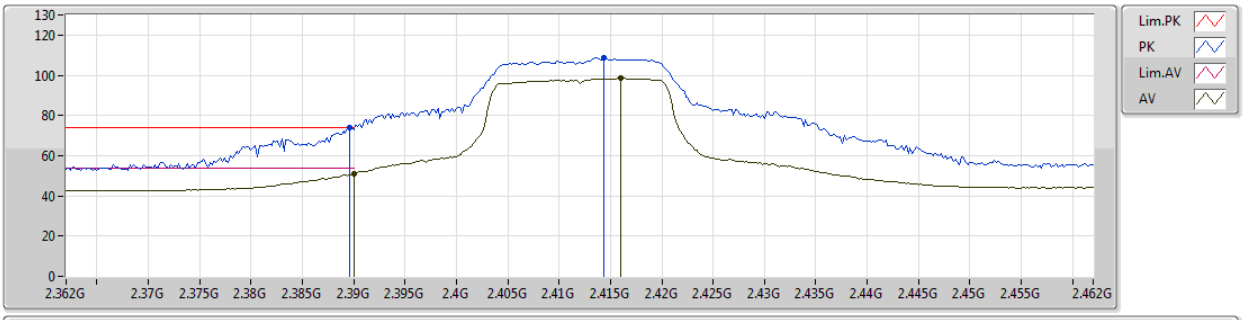

EUT Z_1TX
Setting 69
02-R-5
FSP

Type	Freq	Level	Limit	Margin	Factor	Dist	Condition	Azimuth	Height	Comments
	(Hz)	(dBuV/m)	(dBuV/m)	(dB)	(dB)	(m)		(°)	(m)	
PK	2.3896G	73.76	74.00	-0.24	31.38	3	Vertical	217	2.90	-
AV	2.39G	50.81	54.00	-3.19	31.38	3	Vertical	217	2.90	-
PK	2.4144G	108.66	Inf	-Inf	31.45	3	Vertical	217	2.90	-
AV	2.416G	98.84	Inf	-Inf	31.45	3	Vertical	217	2.90	-

802.11g_Nss1,(6Mbps)_1TX

2412MHz_TX

05/12/2018

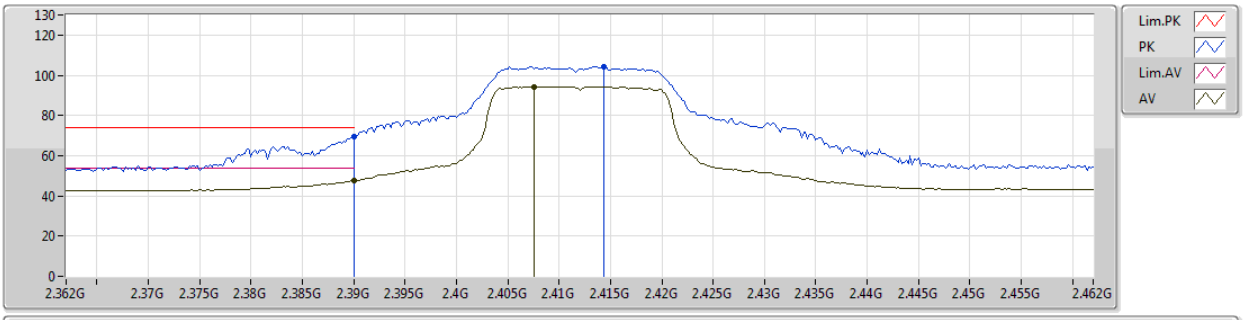

EUT Z_1TX
Setting 69
02-R-5
FSP

Type	Freq	Level	Limit	Margin	Factor	Dist	Condition	Azimuth	Height	Comments
	(Hz)	(dBuV/m)	(dBuV/m)	(dB)	(dB)	(m)		(°)	(m)	
PK	2.39G	69.68	74.00	-4.32	31.38	3	Horizontal	286	2.85	-
AV	2.39G	47.45	54.00	-6.55	31.38	3	Horizontal	286	2.85	-
PK	2.4144G	104.50	Inf	-Inf	31.45	3	Horizontal	286	2.85	-
AV	2.4076G	94.38	Inf	-Inf	31.42	3	Horizontal	286	2.85	-

802.11g_Nss1,(6Mbps)_1TX

2437MHz_TX

05/12/2018

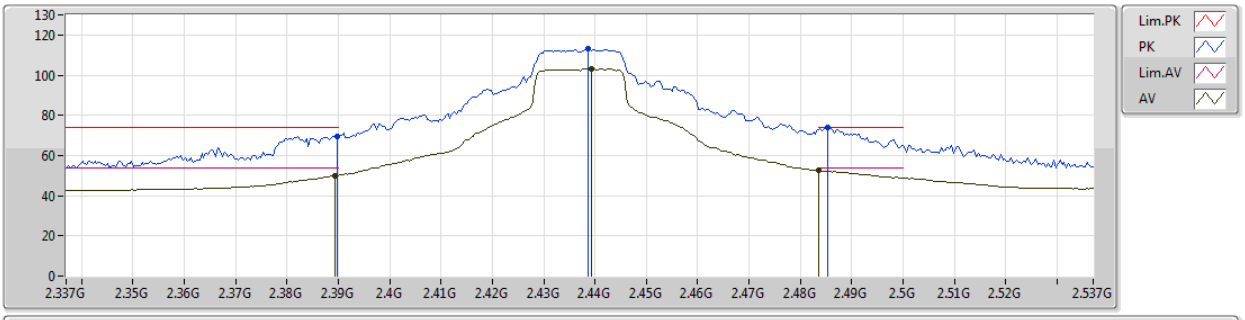

EUT Z_1TX
Setting 85
02-R-5
FSP

Type	Freq	Level	Limit	Margin	Factor	Dist	Condition	Azimuth	Height	Comments
	(Hz)	(dBuV/m)	(dBuV/m)	(dB)	(dB)	(m)		(°)	(m)	
PK	2.3898G	69.73	74.00	-4.27	31.38	3	Vertical	233	1.49	-
AV	2.3894G	49.98	54.00	-4.02	31.38	3	Vertical	233	1.49	-
PK	2.4386G	112.94	Inf	-Inf	31.50	3	Vertical	233	1.49	-
AV	2.4394G	103.19	Inf	-Inf	31.50	3	Vertical	233	1.49	-
PK	2.4854G	73.80	74.00	-0.20	31.59	3	Vertical	233	1.49	-
AV	2.4835G	52.63	54.00	-1.37	31.59	3	Vertical	233	1.49	-

802.11g_Nss1,(6Mbps)_1TX

2437MHz_TX

05/12/2018

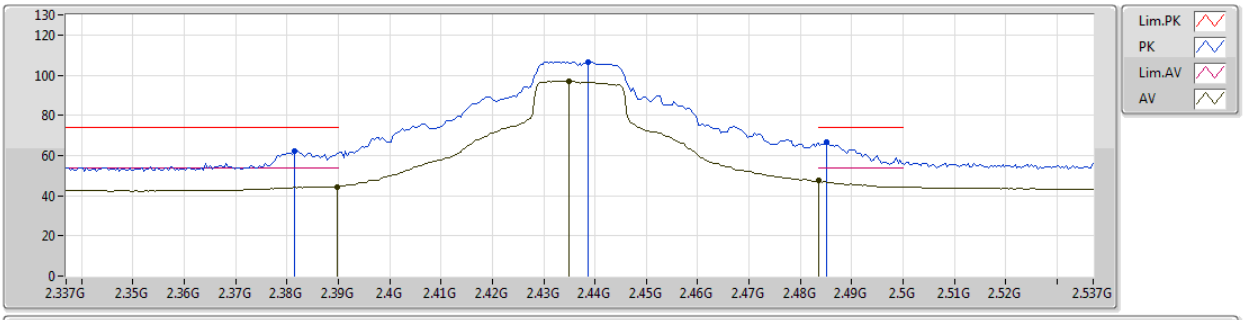

EUT Z_1TX
Setting 85
02-R-5
FSP

Type	Freq	Level	Limit	Margin	Factor	Dist	Condition	Azimuth	Height	Comments
	(Hz)	(dBuV/m)	(dBuV/m)	(dB)	(dB)	(m)		(°)	(m)	
PK	2.3814G	62.42	74.00	-11.58	31.36	3	Horizontal	285	2.80	-
AV	2.3898G	44.51	54.00	-9.49	31.38	3	Horizontal	285	2.80	-
PK	2.4386G	106.69	Inf	-Inf	31.50	3	Horizontal	285	2.80	-
AV	2.435G	97.15	Inf	-Inf	31.48	3	Horizontal	285	2.80	-
PK	2.485G	66.48	74.00	-7.52	31.59	3	Horizontal	285	2.80	-
AV	2.4835G	47.40	54.00	-6.60	31.59	3	Horizontal	285	2.80	-

802.11g_Nss1,(6Mbps)_1TX

2462MHz_TX

05/12/2018

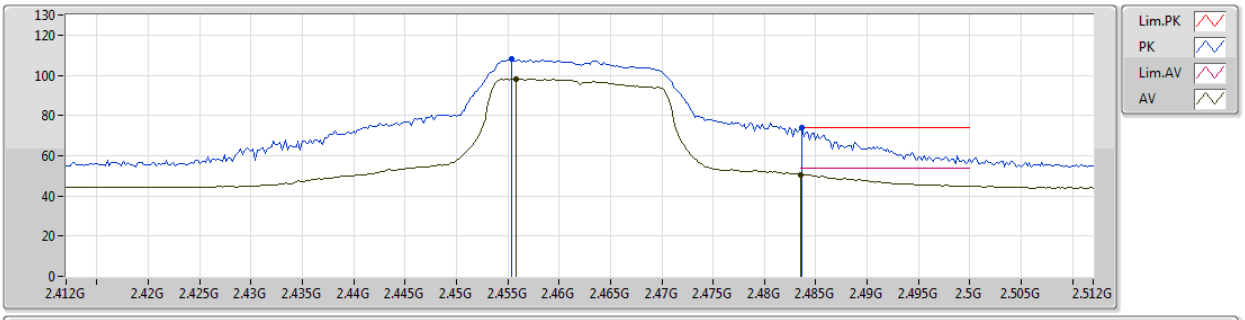

EUT Z_1TX
Setting 66
02-R-5
FSP

Type	Freq	Level	Limit	Margin	Factor	Dist	Condition	Azimuth	Height	Comments
	(Hz)	(dBuV/m)	(dBuV/m)	(dB)	(dB)	(m)		(°)	(m)	
PK	2.4554G	108.16	Inf	-Inf	31.53	3	Vertical	266	2.63	-
AV	2.4558G	98.06	Inf	-Inf	31.53	3	Vertical	266	2.63	-
PK	2.4836G	73.78	74.00	-0.22	31.59	3	Vertical	266	2.63	-
AV	2.4835G	50.70	Inf	-Inf	31.59	3	Vertical	266	2.63	-

802.11g_Nss1,(6Mbps)_1TX

2462MHz_TX

05/12/2018

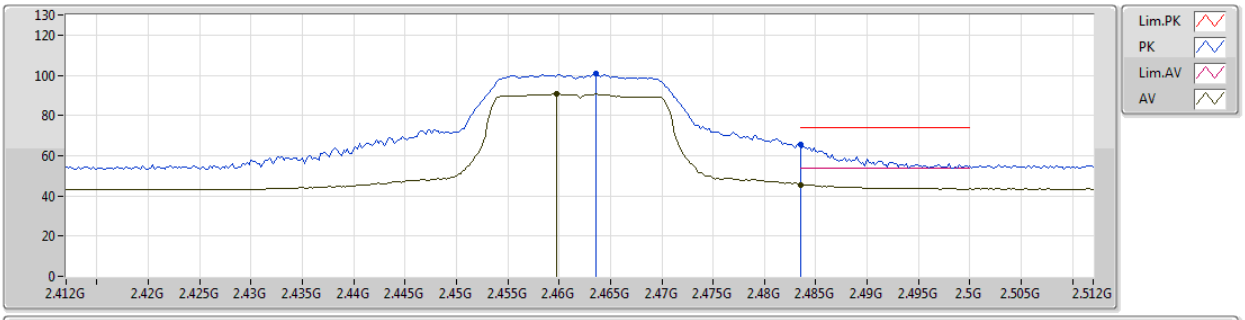

EUT Z_1TX
Setting 66
02-R-5
FSP

Type	Freq	Level	Limit	Margin	Factor	Dist	Condition	Azimuth	Height	Comments
	(Hz)	(dBuV/m)	(dBuV/m)	(dB)	(dB)	(m)		(°)	(m)	
PK	2.4636G	100.91	Inf	-Inf	31.55	3	Horizontal	7	2.34	-
AV	2.4598G	90.85	Inf	-Inf	31.54	3	Horizontal	7	2.34	-
PK	2.4835G	65.60	74.00	-8.40	31.59	3	Horizontal	7	2.34	-
AV	2.4835G	45.63	54.00	-8.37	31.59	3	Horizontal	7	2.34	-

802.11g_Nss1,(6Mbps)_1TX

2417MHz_TX

05/12/2018

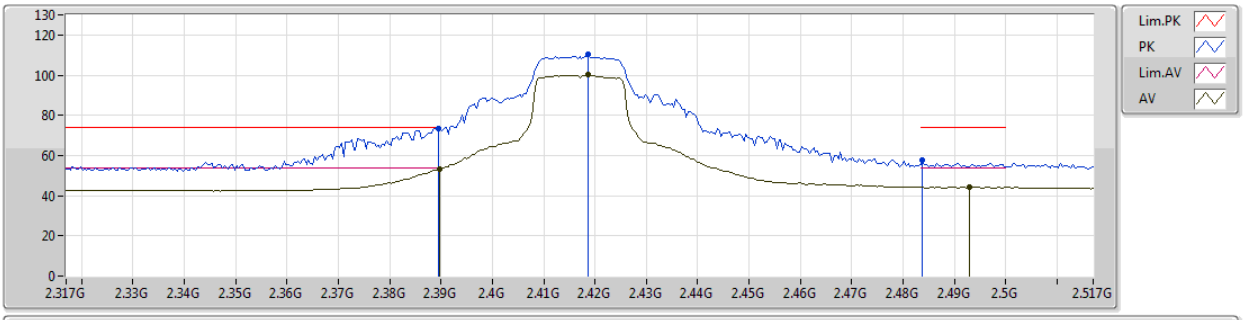

EUT Z_1TX
Setting 75
02-R-5
FSP

Type	Freq	Level	Limit	Margin	Factor	Dist	Condition	Azimuth	Height	Comments
	(Hz)	(dBuV/m)	(dBuV/m)	(dB)	(dB)	(m)		(°)	(m)	
PK	2.3894G	73.49	74.00	-0.51	31.38	3	Vertical	159	2.02	-
AV	2.3898G	53.26	54.00	-0.74	31.38	3	Vertical	159	2.02	-
PK	2.4186G	110.21	Inf	-Inf	31.45	3	Vertical	159	2.02	-
AV	2.4186G	100.04	Inf	-Inf	31.45	3	Vertical	159	2.02	-
PK	2.4838G	57.78	74.00	-16.22	31.59	3	Vertical	159	2.02	-
AV	2.493G	44.20	54.00	-9.80	31.62	3	Vertical	159	2.02	-

802.11g_Nss1,(6Mbps)_1TX

2417MHz_TX

05/12/2018

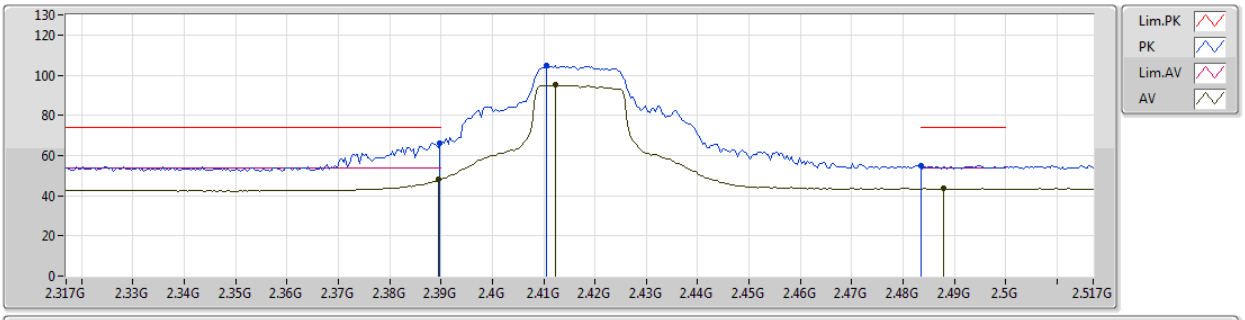

EUT Z_1TX
Setting 75
02-R-5
FSP

Type	Freq	Level	Limit	Margin	Factor	Dist	Condition	Azimuth	Height	Comments
	(Hz)	(dBuV/m)	(dBuV/m)	(dB)	(dB)	(m)		(°)	(m)	
PK	2.3898G	66.25	74.00	-7.75	31.38	3	Horizontal	292	2.85	-
AV	2.3894G	48.06	54.00	-5.94	31.38	3	Horizontal	292	2.85	-
PK	2.4106G	104.87	Inf	-Inf	31.43	3	Horizontal	292	2.85	-
AV	2.4122G	95.07	Inf	-Inf	31.43	3	Horizontal	292	2.85	-
PK	2.4835G	55.04	74.00	-18.96	31.59	3	Horizontal	292	2.85	-
AV	2.4878G	43.46	54.00	-10.54	31.61	3	Horizontal	292	2.85	-

802.11g_Nss1,(6Mbps)_1TX

2422MHz_TX

05/12/2018

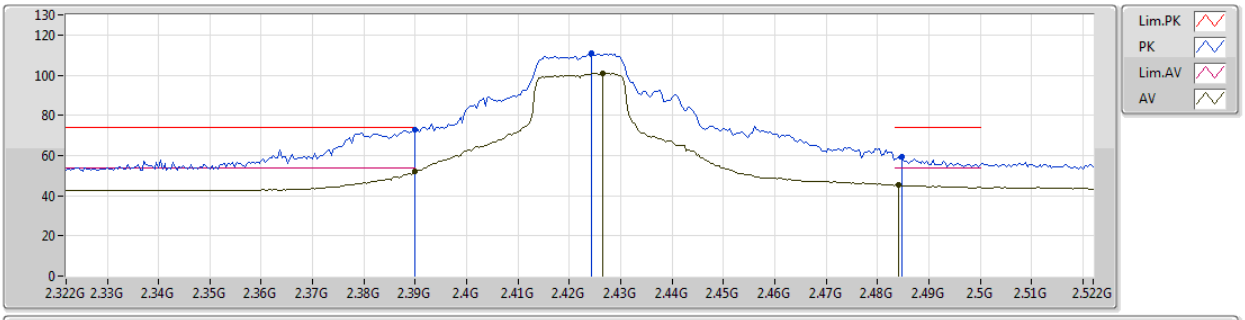

EUT Z_1TX
Setting 79
02-R-5
FSP

Type	Freq	Level	Limit	Margin	Factor	Dist	Condition	Azimuth	Height	Comments
	(Hz)	(dBuV/m)	(dBuV/m)	(dB)	(dB)	(m)		(°)	(m)	
PK	2.39G	72.89	74.00	-1.11	31.38	3	Vertical	139	1.48	-
AV	2.39G	51.99	54.00	-2.01	31.38	3	Vertical	139	1.48	-
PK	2.4244G	110.86	Inf	-Inf	31.46	3	Vertical	139	1.48	-
AV	2.4264G	100.84	Inf	-Inf	31.47	3	Vertical	139	1.48	-
PK	2.4848G	59.30	74.00	-14.70	31.59	3	Vertical	139	1.48	-
AV	2.484G	45.20	54.00	-8.80	31.59	3	Vertical	139	1.48	-

802.11g_Nss1,(6Mbps)_1TX

2422MHz_TX

05/12/2018

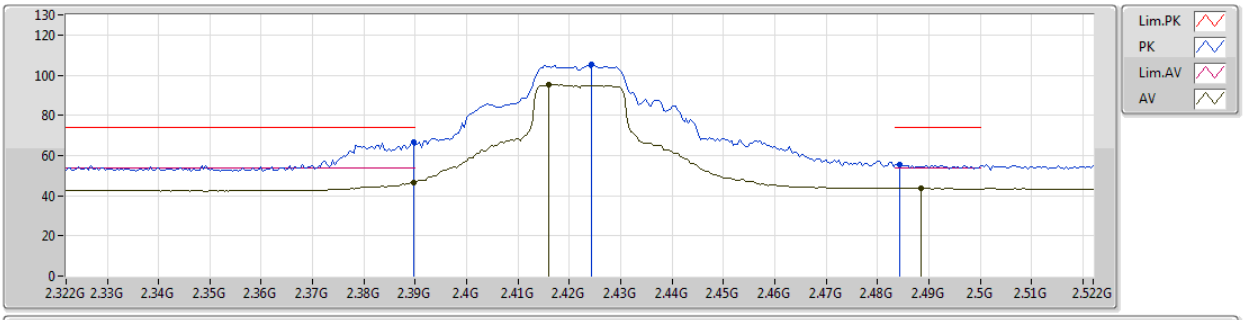

EUT Z_1TX
Setting 79
02-R-5
FSP

Type	Freq	Level	Limit	Margin	Factor	Dist	Condition	Azimuth	Height	Comments
	(Hz)	(dBuV/m)	(dBuV/m)	(dB)	(dB)	(m)		(°)	(m)	
PK	2.3896G	66.51	74.00	-7.49	31.38	3	Horizontal	287	2.83	-
AV	2.3896G	46.50	54.00	-7.50	31.38	3	Horizontal	287	2.83	-
PK	2.4244G	105.08	Inf	-Inf	31.46	3	Horizontal	287	2.83	-
AV	2.416G	95.13	Inf	-Inf	31.45	3	Horizontal	287	2.83	-
PK	2.4844G	55.72	74.00	-18.28	31.59	3	Horizontal	287	2.83	-
AV	2.4884G	43.71	54.00	-10.29	31.61	3	Horizontal	287	2.83	-

802.11g_Nss1,(6Mbps)_1TX

2427MHz_TX

05/12/2018

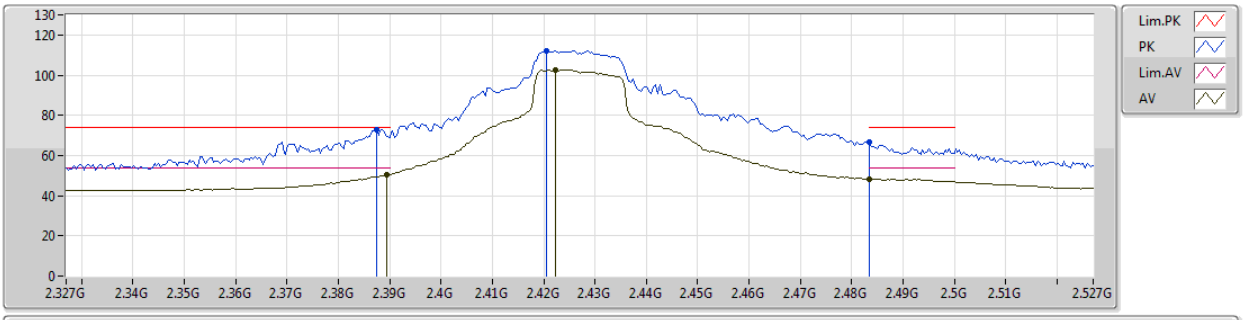

EUT Z_1TX
Setting 82
02-R-5
FSP

Type	Freq	Level	Limit	Margin	Factor	Dist	Condition	Azimuth	Height	Comments
	(Hz)	(dBuV/m)	(dBuV/m)	(dB)	(dB)	(m)		(°)	(m)	
PK	2.3874G	72.86	74.00	-1.14	31.37	3	Vertical	228	2.32	-
AV	2.3894G	50.68	54.00	-3.32	31.38	3	Vertical	228	2.32	-
PK	2.4206G	112.15	Inf	-Inf	31.46	3	Vertical	228	2.32	-
AV	2.4222G	102.40	Inf	-Inf	31.46	3	Vertical	228	2.32	-
PK	2.4835G	66.92	74.00	-7.08	31.59	3	Vertical	228	2.32	-
AV	2.4835G	48.40	54.00	-5.60	31.59	3	Vertical	228	2.32	-

802.11g_Nss1,(6Mbps)_1TX

2427MHz_TX

05/12/2018

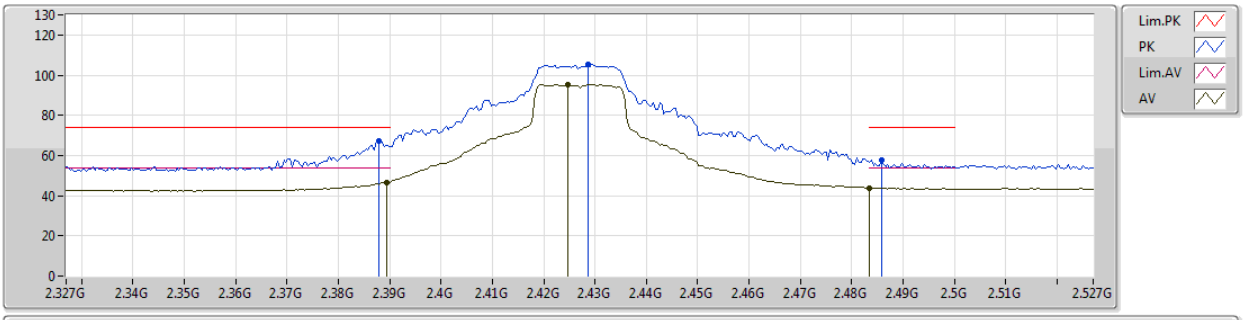

EUT Z_1TX
Setting 82
02-R-5
FSP

Type	Freq	Level	Limit	Margin	Factor	Dist	Condition	Azimuth	Height	Comments
	(Hz)	(dBuV/m)	(dBuV/m)	(dB)	(dB)	(m)		(°)	(m)	
PK	2.3878G	67.33	74.00	-6.67	31.38	3	Horizontal	295	2.84	-
AV	2.3894G	46.77	54.00	-7.23	31.38	3	Horizontal	295	2.84	-
PK	2.4286G	105.21	Inf	-Inf	31.47	3	Horizontal	295	2.84	-
AV	2.4246G	95.14	Inf	-Inf	31.46	3	Horizontal	295	2.84	-
PK	2.4858G	57.54	74.00	-16.46	31.59	3	Horizontal	295	2.84	-
AV	2.4835G	43.90	54.00	-10.10	31.59	3	Horizontal	295	2.84	-

802.11g_Nss1,(6Mbps)_1TX

2432MHz_TX

05/12/2018

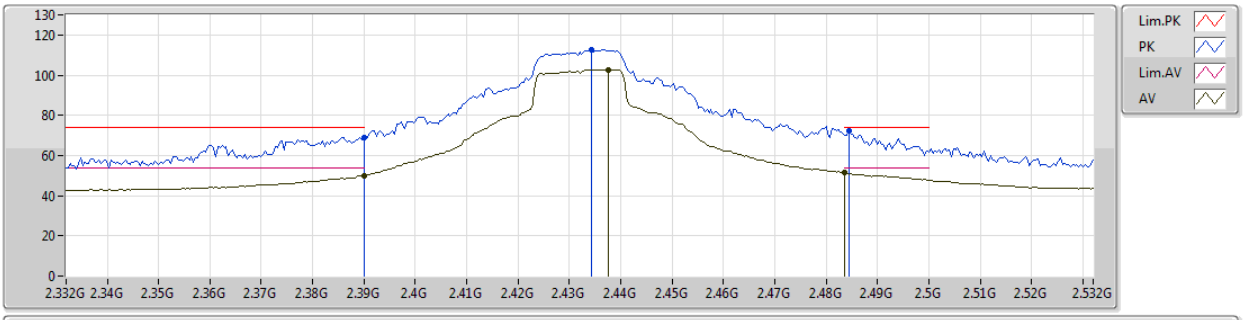

EUT Z_1TX
Setting 85
02-R-5
FSP

Type	Freq	Level	Limit	Margin	Factor	Dist	Condition	Azimuth	Height	Comments
	(Hz)	(dBuV/m)	(dBuV/m)	(dB)	(dB)	(m)		(°)	(m)	
PK	2.39G	68.92	74.00	-5.08	31.38	3	Vertical	236	2.53	-
AV	2.39G	50.09	54.00	-3.91	31.38	3	Vertical	236	2.53	-
PK	2.4344G	112.74	Inf	-Inf	31.48	3	Vertical	236	2.53	-
AV	2.4376G	102.75	Inf	-Inf	31.50	3	Vertical	236	2.53	-
PK	2.4844G	72.33	74.00	-1.67	31.59	3	Vertical	236	2.53	-
AV	2.4835G	51.43	54.00	-2.57	31.59	3	Vertical	236	2.53	-

802.11g_Nss1,(6Mbps)_1TX

2432MHz_TX

05/12/2018

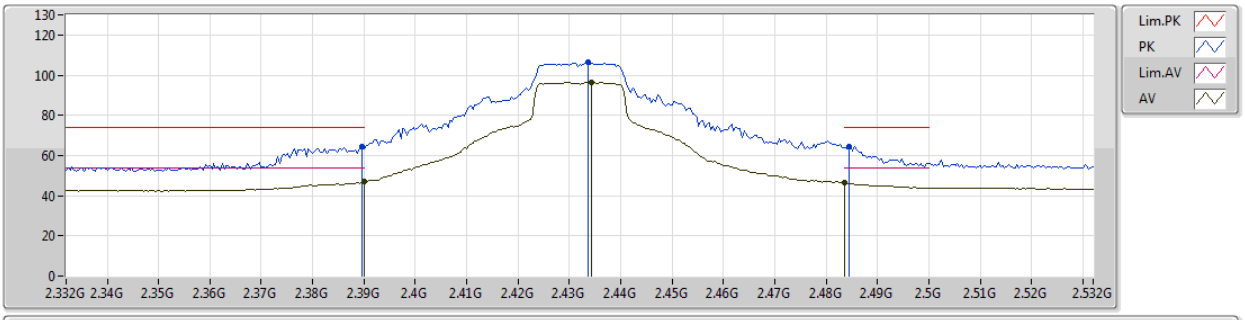

EUT Z_1TX
Setting 85
02-R-5
FSP

Type	Freq	Level	Limit	Margin	Factor	Dist	Condition	Azimuth	Height	Comments
	(Hz)	(dBuV/m)	(dBuV/m)	(dB)	(dB)	(m)		(°)	(m)	
PK	2.3896G	64.36	74.00	-9.64	31.38	3	Horizontal	290	2.82	-
AV	2.39G	46.84	54.00	-7.16	31.38	3	Horizontal	290	2.82	-
PK	2.4336G	106.34	Inf	-Inf	31.48	3	Horizontal	290	2.82	-
AV	2.4344G	96.59	Inf	-Inf	31.48	3	Horizontal	290	2.82	-
PK	2.4844G	64.47	74.00	-9.53	31.59	3	Horizontal	290	2.82	-
AV	2.4835G	46.24	54.00	-7.76	31.59	3	Horizontal	290	2.82	-

802.11g_Nss1,(6Mbps)_1TX

2442MHz_TX

06/12/2018

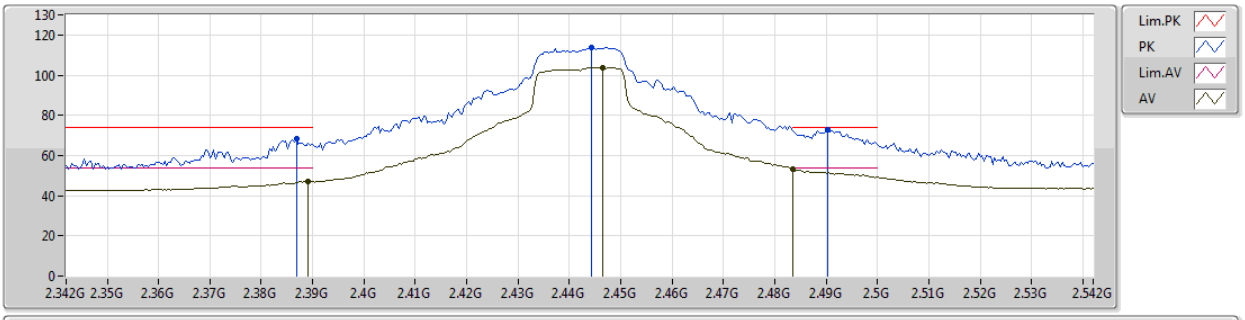

EUT Z_1TX
Setting 84
02-R-5
FSP

Type	Freq	Level	Limit	Margin	Factor	Dist	Condition	Azimuth	Height	Comments
	(Hz)	(dBuV/m)	(dBuV/m)	(dB)	(dB)	(m)		(°)	(m)	
PK	2.3868G	68.13	74.00	-5.87	31.37	3	Vertical	247	2.57	-
AV	2.3892G	47.14	54.00	-6.86	31.38	3	Vertical	247	2.57	-
PK	2.4444G	113.81	Inf	-Inf	31.51	3	Vertical	247	2.57	-
AV	2.4464G	103.77	Inf	-Inf	31.51	3	Vertical	247	2.57	-
PK	2.4904G	72.90	74.00	-1.10	31.61	3	Vertical	247	2.57	-
AV	2.4835G	53.17	54.00	-0.83	31.59	3	Vertical	247	2.57	-

802.11g_Nss1,(6Mbps)_1TX

2442MHz_TX

06/12/2018

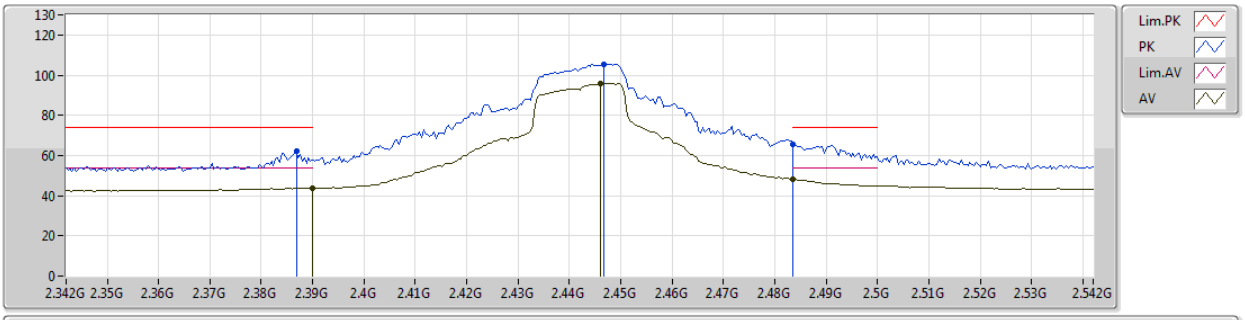

EUT Z_1TX
Setting 84
02-R-5
FSP

Type	Freq	Level	Limit	Margin	Factor	Dist	Condition	Azimuth	Height	Comments
	(Hz)	(dBuV/m)	(dBuV/m)	(dB)	(dB)	(m)		(°)	(m)	
PK	2.3868G	62.10	74.00	-11.90	31.37	3	Horizontal	356	1.49	-
AV	2.39G	43.96	54.00	-10.04	31.38	3	Horizontal	356	1.49	-
PK	2.4468G	105.56	Inf	-Inf	31.51	3	Horizontal	356	1.49	-
AV	2.446G	95.86	Inf	-Inf	31.51	3	Horizontal	356	1.49	-
PK	2.4835G	65.77	74.00	-8.23	31.59	3	Horizontal	356	1.49	-
AV	2.4835G	48.24	54.00	-5.76	31.59	3	Horizontal	356	1.49	-

802.11g_Nss1,(6Mbps)_1TX

2447MHz_TX

06/12/2018

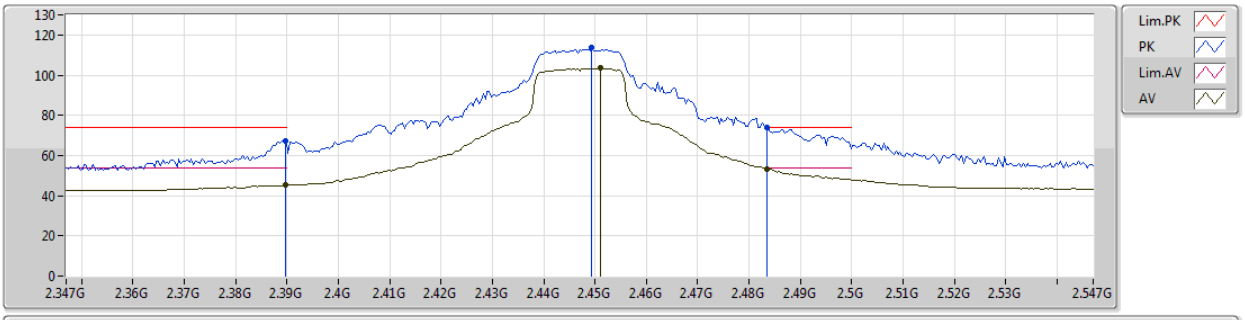

EUT Z_1TX
Setting 84
02-R-5
FSP

Type	Freq	Level	Limit	Margin	Factor	Dist	Condition	Azimuth	Height	Comments
	(Hz)	(dBuV/m)	(dBuV/m)	(dB)	(dB)	(m)		(°)	(m)	
PK	2.3898G	67.16	74.00	-6.84	31.38	3	Vertical	246	2.59	-
AV	2.3898G	45.14	54.00	-8.86	31.38	3	Vertical	246	2.59	-
PK	2.4494G	113.49	Inf	-Inf	31.52	3	Vertical	246	2.59	-
AV	2.451G	103.42	Inf	-Inf	31.52	3	Vertical	246	2.59	-
PK	2.4835G	73.76	74.00	-0.24	31.59	3	Vertical	246	2.59	-
AV	2.4835G	53.04	54.00	-0.96	31.59	3	Vertical	246	2.59	-

802.11g_Nss1,(6Mbps)_1TX

2447MHz_TX

06/12/2018

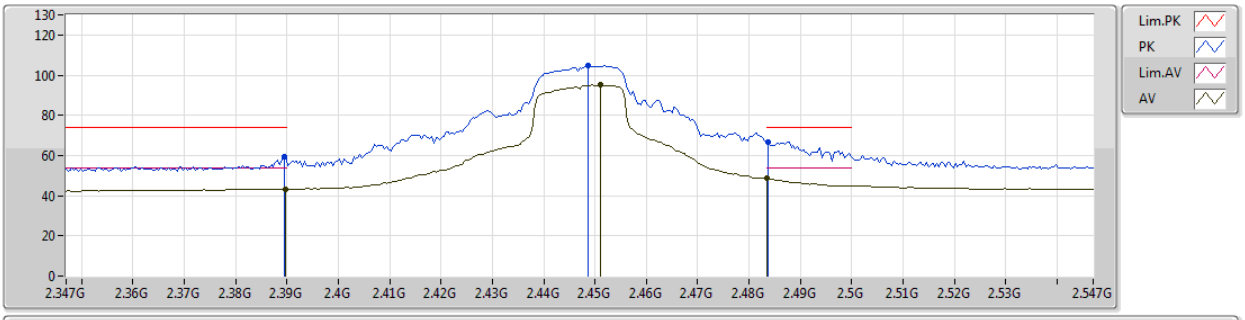

EUT Z_1TX
Setting 84
02-R-5
FSP

Type	Freq	Level	Limit	Margin	Factor	Dist	Condition	Azimuth	Height	Comments
	(Hz)	(dBuV/m)	(dBuV/m)	(dB)	(dB)	(m)		(°)	(m)	
PK	2.3894G	59.25	74.00	-14.75	31.38	3	Horizontal	12	1.50	-
AV	2.3898G	43.37	54.00	-10.63	31.38	3	Horizontal	12	1.50	-
PK	2.4486G	104.86	Inf	-Inf	31.52	3	Horizontal	12	1.50	-
AV	2.451G	95.30	Inf	-Inf	31.52	3	Horizontal	12	1.50	-
PK	2.4838G	66.83	74.00	-7.17	31.59	3	Horizontal	12	1.50	-
AV	2.4835G	48.52	54.00	-5.48	31.59	3	Horizontal	12	1.50	-

802.11g_Nss1,(6Mbps)_1TX

2452MHz_TX

05/12/2018

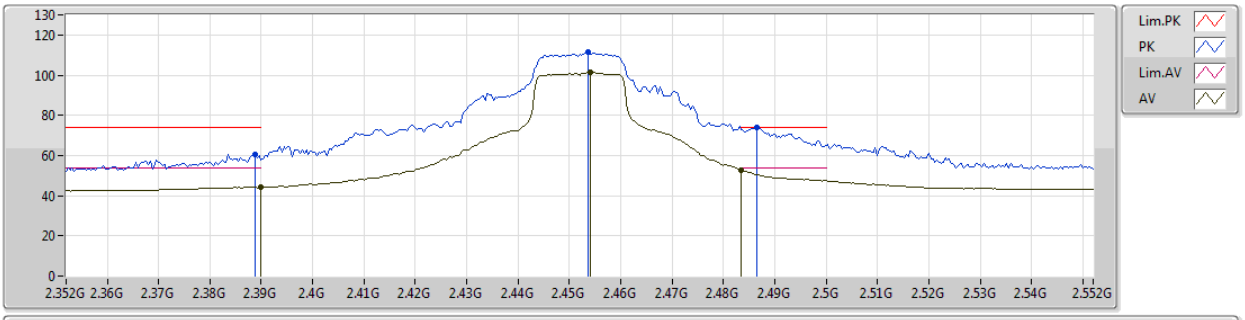

EUT Z_1TX
Setting 80
02-R-5
FSP

Type	Freq	Level	Limit	Margin	Factor	Dist	Condition	Azimuth	Height	Comments
	(Hz)	(dBuV/m)	(dBuV/m)	(dB)	(dB)	(m)		(°)	(m)	
PK	2.3888G	60.45	74.00	-13.55	31.38	3	Vertical	132	1.95	-
AV	2.39G	44.23	54.00	-9.77	31.38	3	Vertical	132	1.95	-
PK	2.4536G	111.50	Inf	-Inf	31.53	3	Vertical	132	1.95	-
AV	2.454G	101.26	Inf	-Inf	31.53	3	Vertical	132	1.95	-
PK	2.4864G	73.95	74.00	-0.05	31.60	3	Vertical	132	1.95	-
AV	2.4835G	52.49	54.00	-1.51	31.59	3	Vertical	132	1.95	-

802.11g_Nss1,(6Mbps)_1TX

2452MHz_TX

05/12/2018

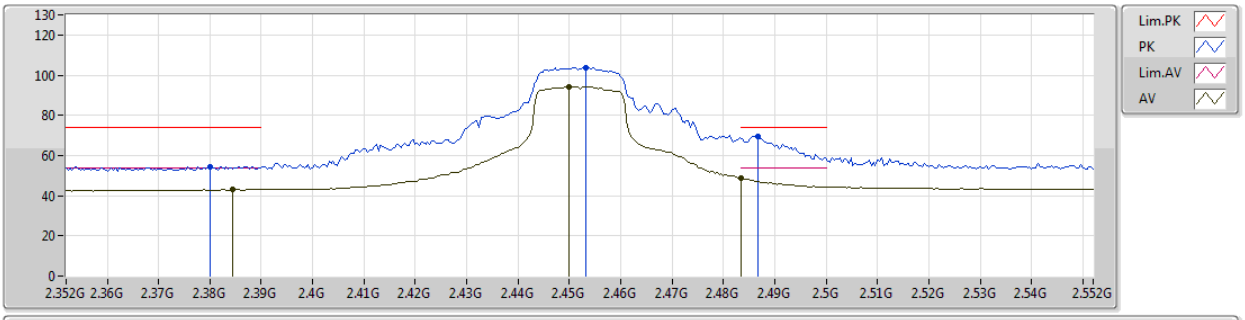

EUT Z_1TX
Setting 80
02-R-5
FSP

Type	Freq	Level	Limit	Margin	Factor	Dist	Condition	Azimuth	Height	Comments
	(Hz)	(dBuV/m)	(dBuV/m)	(dB)	(dB)	(m)		(°)	(m)	
PK	2.38G	54.58	74.00	-19.42	31.36	3	Horizontal	302	1.50	-
AV	2.3844G	42.97	54.00	-11.03	31.37	3	Horizontal	302	1.50	-
PK	2.4532G	103.85	Inf	-Inf	31.53	3	Horizontal	302	1.50	-
AV	2.45G	94.22	Inf	-Inf	31.52	3	Horizontal	302	1.50	-
PK	2.4868G	69.50	74.00	-4.50	31.60	3	Horizontal	302	1.50	-
AV	2.4835G	48.50	54.00	-5.50	31.59	3	Horizontal	302	1.50	-

802.11g_Nss1,(6Mbps)_1TX

2457MHz_TX

05/12/2018

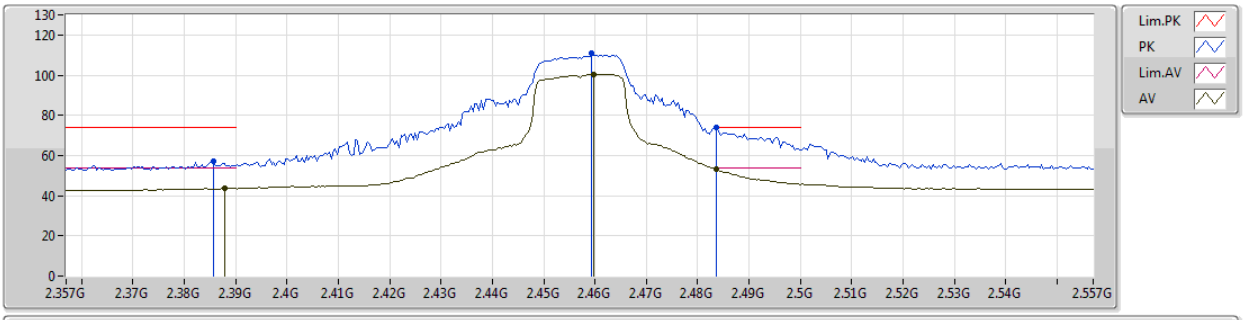

EUT Z_1TX
Setting 75
02-R-5
FSP

Type	Freq	Level	Limit	Margin	Factor	Dist	Condition	Azimuth	Height	Comments
	(Hz)	(dBuV/m)	(dBuV/m)	(dB)	(dB)	(m)		(°)	(m)	
PK	2.3858G	56.91	74.00	-17.09	31.37	3	Vertical	151	1.36	-
AV	2.3878G	43.68	54.00	-10.32	31.38	3	Vertical	151	1.36	-
PK	2.4594G	110.72	Inf	-Inf	31.54	3	Vertical	151	1.36	-
AV	2.4598G	100.47	Inf	-Inf	31.54	3	Vertical	151	1.36	-
PK	2.4836G	73.79	74.00	-0.21	31.59	3	Vertical	151	1.36	-
AV	2.4836G	53.17	54.00	-0.83	31.59	3	Vertical	151	1.36	-

802.11g_Nss1,(6Mbps)_1TX

2457MHz_TX

05/12/2018

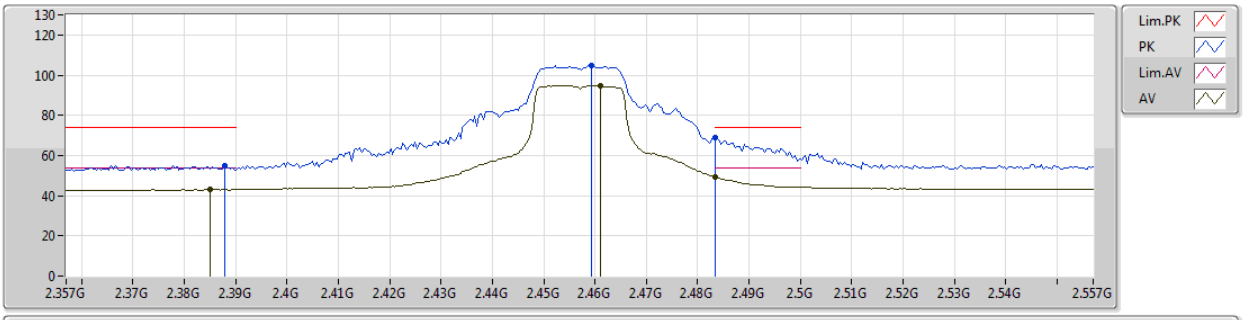

EUT Z_1TX
Setting 75
02-R-5
FSP

Type	Freq	Level	Limit	Margin	Factor	Dist	Condition	Azimuth	Height	Comments
	(Hz)	(dBuV/m)	(dBuV/m)	(dB)	(dB)	(m)		(°)	(m)	
PK	2.3878G	55.06	74.00	-18.94	31.38	3	Horizontal	251	1.08	-
AV	2.385G	42.97	54.00	-11.03	31.37	3	Horizontal	251	1.08	-
PK	2.4594G	105.06	Inf	-Inf	31.54	3	Horizontal	251	1.08	-
AV	2.461G	94.85	Inf	-Inf	31.54	3	Horizontal	251	1.08	-
PK	2.4835G	68.74	74.00	-5.26	31.59	3	Horizontal	251	1.08	-
AV	2.4835G	49.51	54.00	-4.49	31.59	3	Horizontal	251	1.08	-

Summary

Mode	Result	Type	Freq (Hz)	Level (dBuV/m)	Limit (dBuV/m)	Margin (dB)	Factor (dB)	Dist (m)	Condition	Azimuth (°)	Height (m)	Comments
2.4-2.4835GHz	-	-	-	-	-	-	-	-	-	-	-	-
802.11ax HEW20_Nss1,(MCS0)_1TX	Pass	AV	2.39G	53.99	54.00	-0.01	31.38	3	Vertical	206	2.31	-

802.11ax HEW20_Nss1,(MCS0)_1TX

2412MHz_TX

06/12/2018

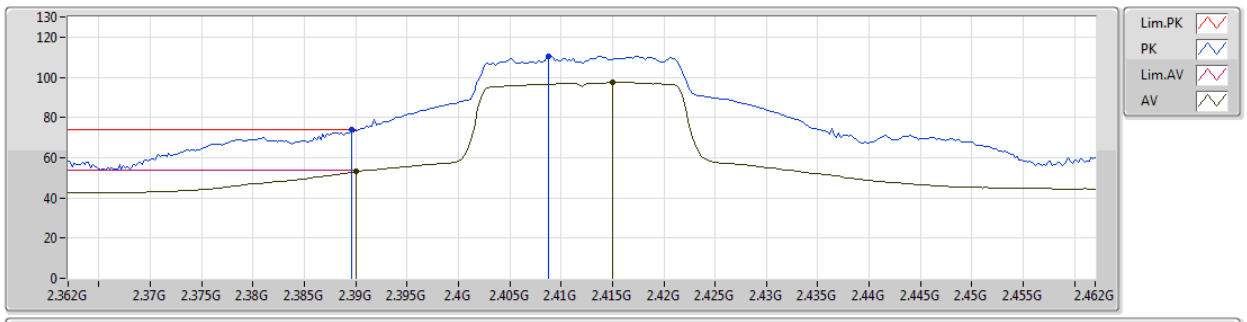

EUT Z_1TX
Setting 68
02-R-5
FSP

Type	Freq	Level	Limit	Margin	Factor	Dist	Condition	Azimuth	Height	Comments
	(Hz)	(dBuV/m)	(dBuV/m)	(dB)	(dB)	(m)		(°)	(m)	
PK	2.3896G	73.98	74.00	-0.02	31.38	3	Vertical	197	1.48	-
AV	2.39G	53.05	54.00	-0.95	31.38	3	Vertical	197	1.48	-
PK	2.4088G	110.59	Inf	-Inf	31.43	3	Vertical	197	1.48	-
AV	2.415G	97.37	Inf	-Inf	31.45	3	Vertical	197	1.48	-

802.11ax HEW20_Nss1,(MCS0)_1TX

2412MHz_TX

06/12/2018

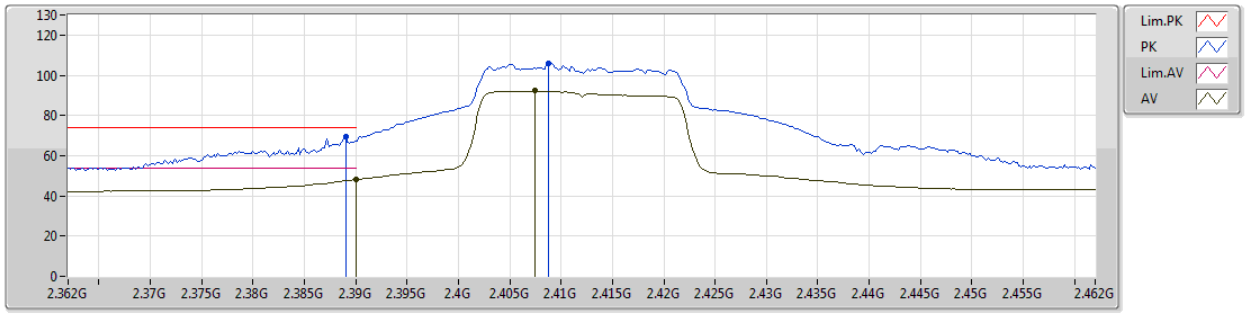

EUT Z_1TX
Setting 68
02-R-5
FSP

Type	Freq	Level	Limit	Margin	Factor	Dist	Condition	Azimuth	Height	Comments
	(Hz)	(dBuV/m)	(dBuV/m)	(dB)	(dB)	(m)		(°)	(m)	
PK	2.389G	69.22	74.00	-4.78	31.38	3	Horizontal	257	2.93	-
AV	2.39G	48.08	54.00	-5.92	31.38	3	Horizontal	257	2.93	-
PK	2.4088G	105.77	Inf	-Inf	31.43	3	Horizontal	257	2.93	-
AV	2.4074G	92.20	Inf	-Inf	31.42	3	Horizontal	257	2.93	-

802.11ax HEW20_Nss1,(MCS0)_1TX

2437MHz_TX

06/12/2018

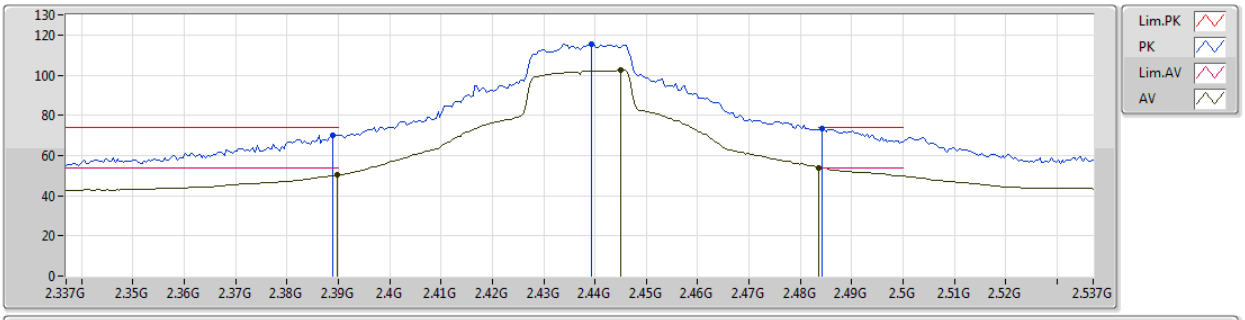

EUT Z_1TX
Setting 84
02-R-5
FSP

Type	Freq	Level	Limit	Margin	Factor	Dist	Condition	Azimuth	Height	Comments
	(Hz)	(dBuV/m)	(dBuV/m)	(dB)	(dB)	(m)		(°)	(m)	
PK	2.389G	70.28	74.00	-3.72	31.38	3	Vertical	256	2.24	-
AV	2.3898G	50.17	54.00	-3.83	31.38	3	Vertical	256	2.24	-
PK	2.4394G	115.42	Inf	-Inf	31.50	3	Vertical	256	2.24	-
AV	2.445G	102.46	Inf	-Inf	31.51	3	Vertical	256	2.24	-
PK	2.4842G	73.64	74.00	-0.36	31.59	3	Vertical	256	2.24	-
AV	2.4836G	53.97	54.00	-0.03	31.59	3	Vertical	256	2.24	-

802.11ax HEW20_Nss1,(MCS0)_1TX

2437MHz_TX

06/12/2018

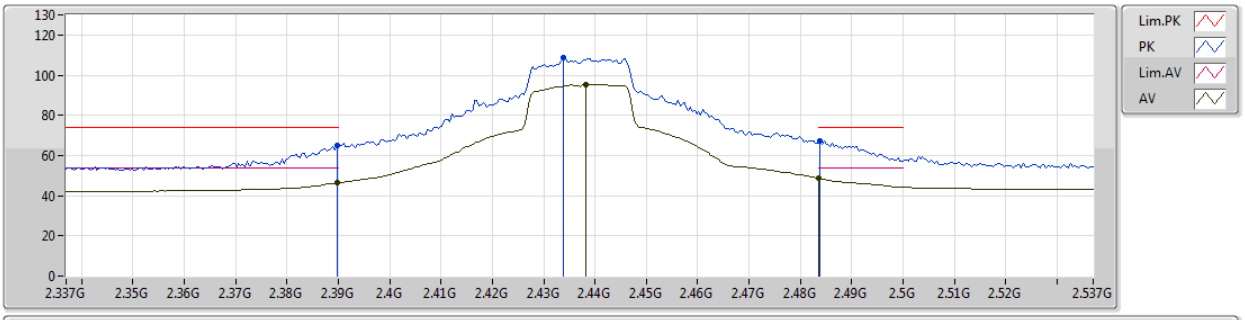

EUT Z_1TX
Setting 84
02-R-5
FSP

Type	Freq	Level	Limit	Margin	Factor	Dist	Condition	Azimuth	Height	Comments
	(Hz)	(dBuV/m)	(dBuV/m)	(dB)	(dB)	(m)		(°)	(m)	
PK	2.3898G	65.08	74.00	-8.92	31.38	3	Horizontal	250	2.76	-
AV	2.3898G	46.34	54.00	-7.66	31.38	3	Horizontal	250	2.76	-
PK	2.4338G	108.49	Inf	-Inf	31.48	3	Horizontal	250	2.76	-
AV	2.4382G	95.45	Inf	-Inf	31.50	3	Horizontal	250	2.76	-
PK	2.4838G	67.35	74.00	-6.65	31.59	3	Horizontal	250	2.76	-
AV	2.4835G	48.61	54.00	-5.39	31.59	3	Horizontal	250	2.76	-

802.11ax HEW20_Nss1,(MCS0)_1TX

2462MHz_TX

06/12/2018

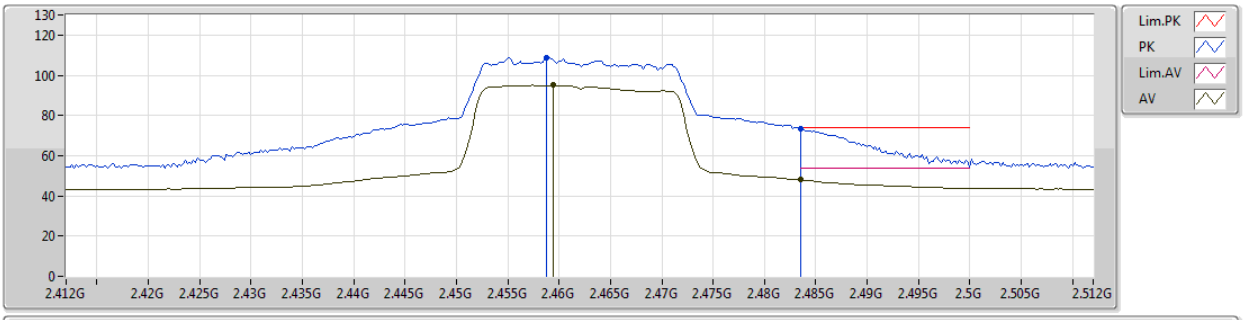

EUT Z_1TX
Setting 58
02-R-5
FSP

Type	Freq	Level	Limit	Margin	Factor	Dist	Condition	Azimuth	Height	Comments
	(Hz)	(dBuV/m)	(dBuV/m)	(dB)	(dB)	(m)		(°)	(m)	
PK	2.4588G	108.96	Inf	-Inf	31.54	3	Vertical	149	1.60	-
AV	2.4594G	95.02	Inf	-Inf	31.54	3	Vertical	149	1.60	-
PK	2.4835G	73.38	74.00	-0.62	31.59	3	Vertical	149	1.60	-
AV	2.4835G	47.92	54.00	-6.08	31.59	3	Vertical	149	1.60	-

802.11ax HEW20_Nss1,(MCS0)_1TX

2462MHz_TX

06/12/2018

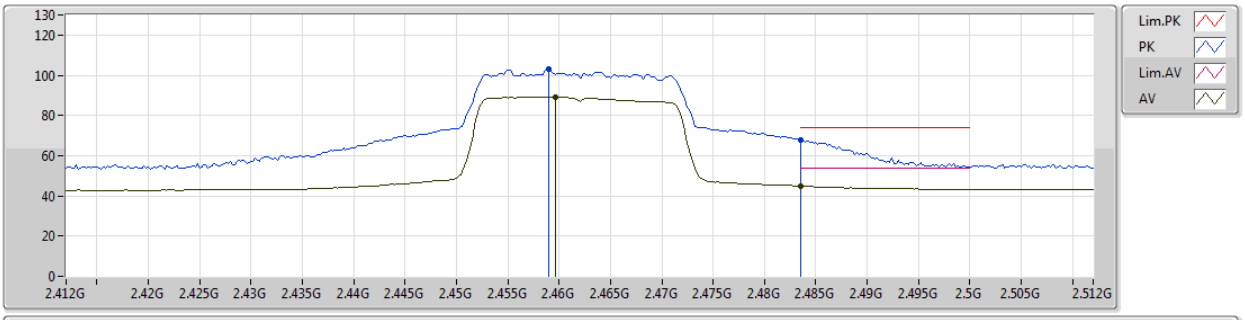

EUT Z_1TX
Setting 58
02-R-5
FSP

Type	Freq	Level	Limit	Margin	Factor	Dist	Condition	Azimuth	Height	Comments
	(Hz)	(dBuV/m)	(dBuV/m)	(dB)	(dB)	(m)		(°)	(m)	
PK	2.459G	102.88	Inf	-Inf	31.54	3	Horizontal	162	2.69	-
AV	2.4596G	89.08	Inf	-Inf	31.54	3	Horizontal	162	2.69	-
PK	2.4835G	67.74	74.00	-6.26	31.59	3	Horizontal	162	2.69	-
AV	2.4835G	44.89	54.00	-9.11	31.59	3	Horizontal	162	2.69	-

802.11ax HEW20_Nss1,(MCS0)_1TX

2417MHz_TX

06/12/2018

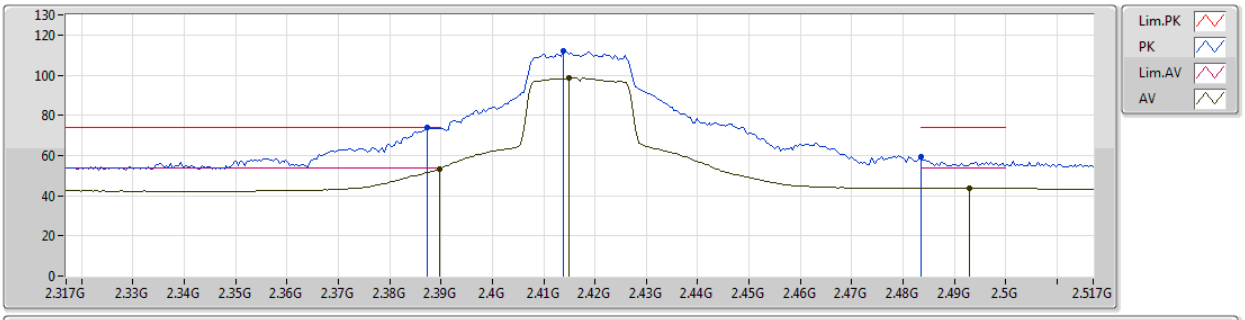

EUT Z_1TX
Setting 74
02-R-5
FSP

Type	Freq	Level	Limit	Margin	Factor	Dist	Condition	Azimuth	Height	Comments
	(Hz)	(dBuV/m)	(dBuV/m)	(dB)	(dB)	(m)		(°)	(m)	
PK	2.3874G	73.77	74.00	-0.23	31.37	3	Vertical	205	1.92	-
AV	2.3898G	53.19	54.00	-0.81	31.38	3	Vertical	205	1.92	-
PK	2.4138G	112.25	Inf	-Inf	31.44	3	Vertical	205	1.92	-
AV	2.415G	98.65	Inf	-Inf	31.45	3	Vertical	205	1.92	-
PK	2.4835G	59.35	74.00	-14.65	31.59	3	Vertical	205	1.92	-
AV	2.493G	43.90	54.00	-10.10	31.62	3	Vertical	205	1.92	-

802.11ax HEW20_Nss1,(MCS0)_1TX

2417MHz_TX

06/12/2018

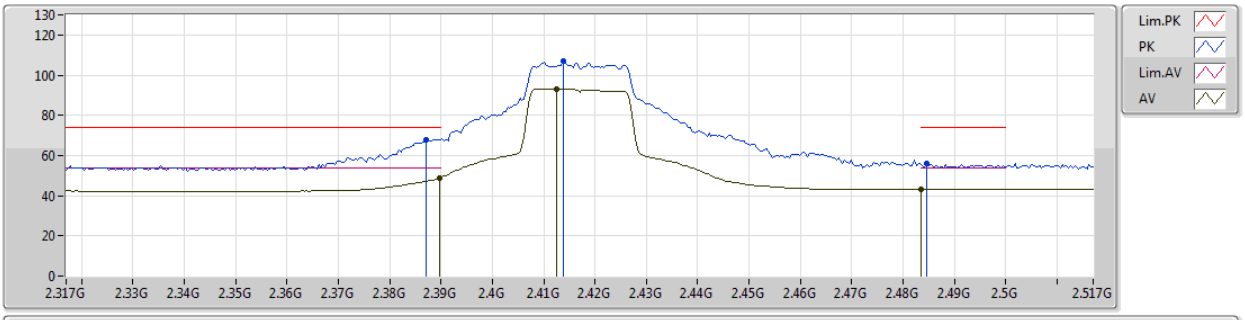

EUT Z_1TX
Setting 74
02-R-5
FSP

Type	Freq	Level	Limit	Margin	Factor	Dist	Condition	Azimuth	Height	Comments
	(Hz)	(dBuV/m)	(dBuV/m)	(dB)	(dB)	(m)		(°)	(m)	
PK	2.387G	67.94	74.00	-6.06	31.37	3	Horizontal	268	2.84	-
AV	2.3898G	48.70	54.00	-5.30	31.38	3	Horizontal	268	2.84	-
PK	2.4138G	106.91	Inf	-Inf	31.44	3	Horizontal	268	2.84	-
AV	2.4126G	93.12	Inf	-Inf	31.44	3	Horizontal	268	2.84	-
PK	2.4846G	55.77	74.00	-18.23	31.59	3	Horizontal	268	2.84	-
AV	2.4835G	43.24	54.00	-10.76	31.59	3	Horizontal	268	2.84	-

802.11ax HEW20_Nss1,(MCS0)_1TX

2422MHz_TX

06/12/2018

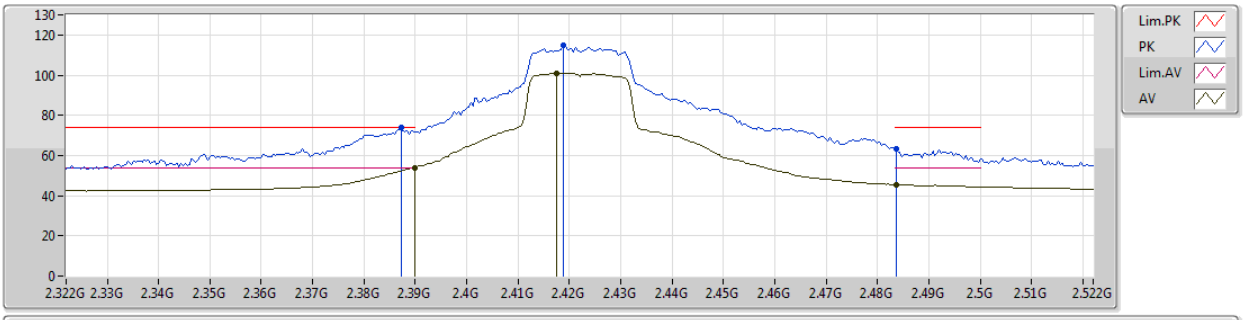

EUT Z_1TX
Setting 79
02-R-5
FSP

Type	Freq	Level	Limit	Margin	Factor	Dist	Condition	Azimuth	Height	Comments
	(Hz)	(dBuV/m)	(dBuV/m)	(dB)	(dB)	(m)		(°)	(m)	
PK	2.3872G	73.91	74.00	-0.09	31.37	3	Vertical	206	2.31	-
AV	2.39G	53.99	54.00	-0.01	31.38	3	Vertical	206	2.31	-
PK	2.4188G	114.85	Inf	-Inf	31.45	3	Vertical	206	2.31	-
AV	2.4176G	100.88	Inf	-Inf	31.45	3	Vertical	206	2.31	-
PK	2.4836G	63.49	74.00	-10.51	31.59	3	Vertical	206	2.31	-
AV	2.4836G	45.50	54.00	-8.50	31.59	3	Vertical	206	2.31	-