802.11ax HEW40-BF_Nss1,(MCS0)_2TX

5190MHz_TX

18/02/2020

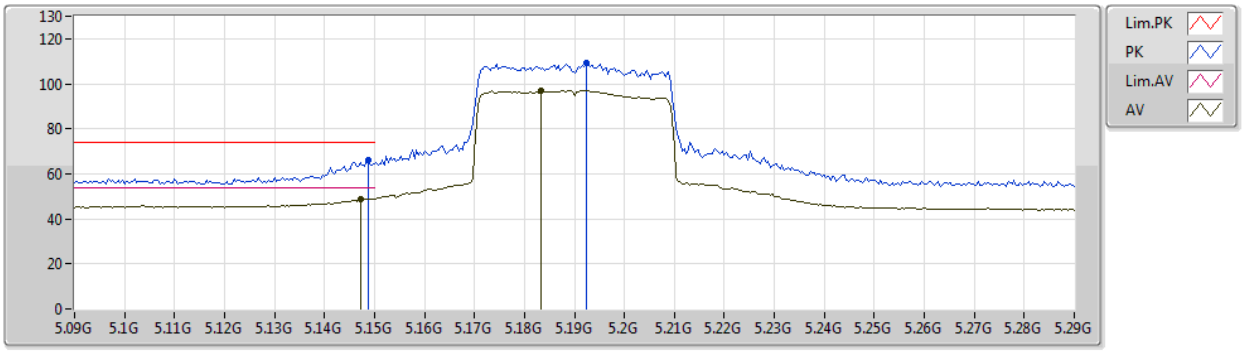

Type	Freq	Level	Limit	Margin	Factor	Dist	Condition	Azimuth	Height	Comment	Raw	AF	CL	PA
	(Hz)	(dBuV/m)	(dBuV/m)	(dB)	(dB)	(m)		(°)	(m)		(dBuV)	(dB)	(dB)	(dB)
AV	5.1472G	49.01	54.00	-4.99	4.65	3	Vertical	36	2.34	-	44.36	31.81	6.89	34.05
AV	5.1832G	97.11	Inf	-Inf	4.53	3	Vertical	36	2.34	-	92.58	31.67	6.91	34.05
PK	5.1488G	66.31	74.00	-7.69	4.64	3	Vertical	36	2.34	-	61.67	31.80	6.89	34.05
PK	5.1924G	109.25	Inf	-Inf	4.50	3	Vertical	36	2.34	-	104.75	31.63	6.92	34.05

802.11ax HEW40-BF_Nss1,(MCS0)_2TX

5190MHz_TX

18/02/2020

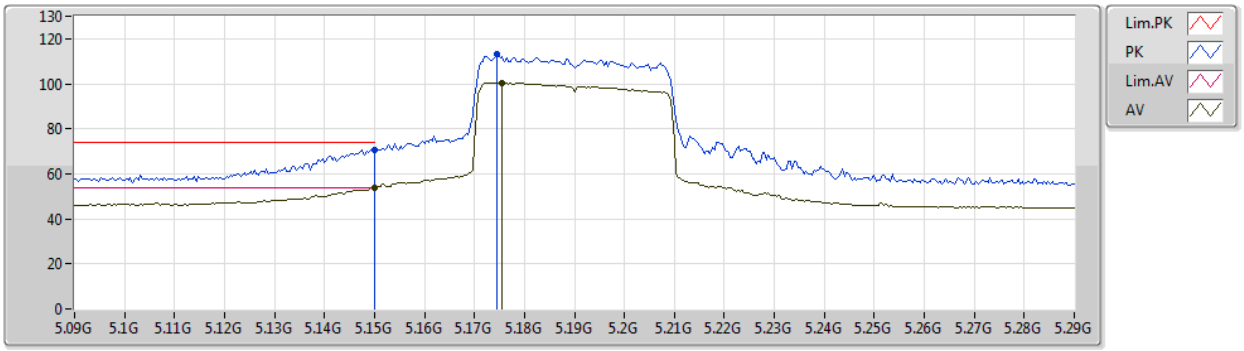

Type	Freq	Level	Limit	Margin	Factor	Dist	Condition	Azimuth	Height	Comment	Raw	AF	CL	PA
	(Hz)	(dBuV/m)	(dBuV/m)	(dB)	(dB)	(m)		(°)	(m)		(dBuV)	(dB)	(dB)	(dB)
AV	5.15G	53.94	54.00	-0.06	4.64	3	Horizontal	11	2.10	-	49.30	31.80	6.89	34.05
AV	5.1756G	100.54	Inf	-Inf	4.56	3	Horizontal	11	2.10	-	95.98	31.70	6.91	34.05
PK	5.15G	70.86	74.00	-3.14	4.64	3	Horizontal	11	2.10	-	66.22	31.80	6.89	34.05
PK	5.1744G	113.21	Inf	-Inf	4.56	3	Horizontal	11	2.10	-	108.65	31.70	6.91	34.05

802.11ax HEW40-BF_Nss1,(MCS0)_2TX

5190MHz_TX

18/02/2020

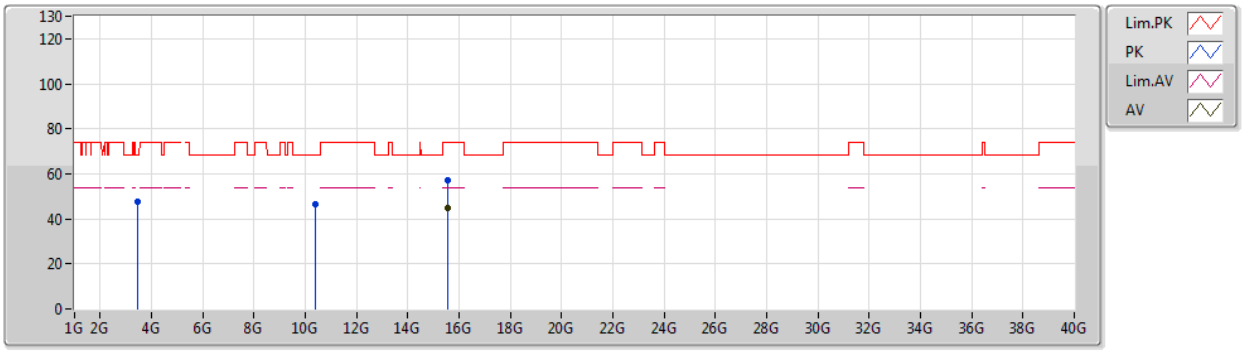

Type	Freq	Level	Limit	Margin	Factor	Dist	Condition	Azimuth	Height	Comment	Raw	AF	CL	PA
	(Hz)	(dBuV/m)	(dBuV/m)	(dB)	(dB)	(m)		(°)	(m)		(dBuV)	(dB)	(dB)	(dB)
AV	15.56676G	44.87	54.00	-9.13	15.43	3	Vertical	210	1.82	-	29.44	38.84	10.63	34.04
PK	3.45982G	47.63	68.20	-20.57	0.22	3	Vertical	343	1.50	-	47.41	28.50	5.74	34.02
PK	10.392G	46.55	68.20	-21.65	14.04	3	Vertical	66	1.50	-	32.51	39.41	9.15	34.52
PK	15.5805G	57.25	74.00	-16.75	15.38	3	Vertical	210	1.82	-	41.87	38.80	10.63	34.05

802.11ax HEW40-BF_Nss1,(MCS0)_2TX

5190MHz_TX

18/02/2020

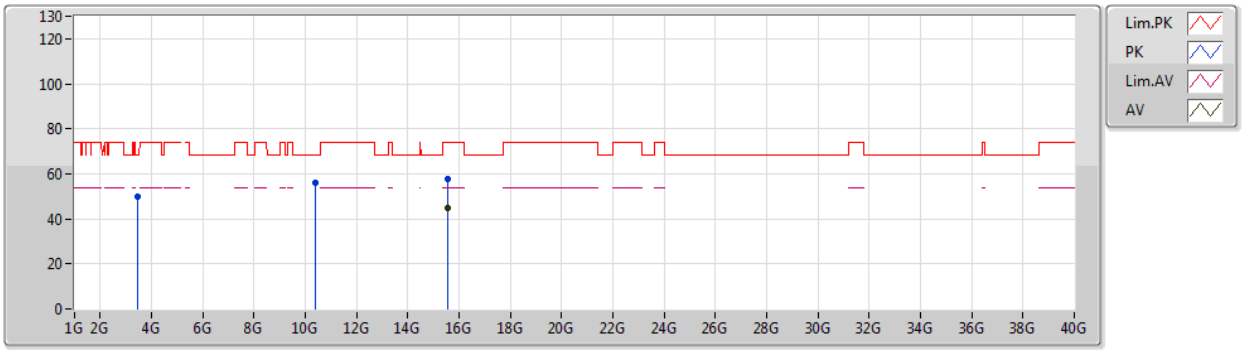

Type	Freq	Level	Limit	Margin	Factor	Dist	Condition	Azimuth	Height	Comment	Raw	AF	CL	PA
	(Hz)	(dBuV/m)	(dBuV/m)	(dB)	(dB)	(m)		(°)	(m)		(dBuV)	(dB)	(dB)	(dB)
AV	15.5646G	44.82	54.00	-9.18	15.44	3	Horizontal	46	1.20	-	29.38	38.85	10.63	34.04
PK	3.46006G	49.79	68.20	-18.41	0.22	3	Horizontal	340	2.28	-	49.57	28.50	5.74	34.02
PK	10.38066G	56.22	68.20	-11.98	14.01	3	Horizontal	183	1.18	-	42.21	39.39	9.15	34.53
PK	15.56292G	57.86	74.00	-16.14	15.45	3	Horizontal	46	1.20	-	42.41	38.85	10.63	34.03

802.11ax HEW40-BF_Nss1,(MCS0)_2TX

5230MHz_TX

18/02/2020

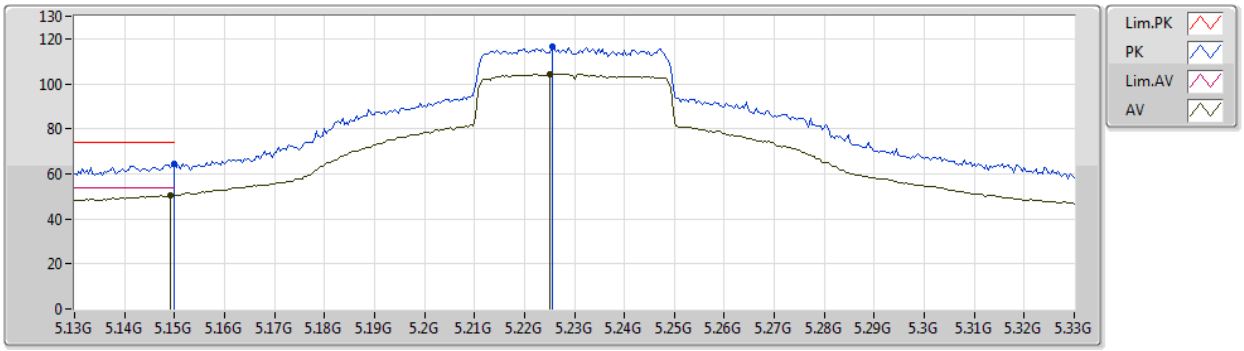

Type	Freq	Level	Limit	Margin	Factor	Dist	Condition	Azimuth	Height	Comment	Raw	AF	CL	PA
	(Hz)	(dBuV/m)	(dBuV/m)	(dB)	(dB)	(m)		(°)	(m)		(dBuV)	(dB)	(dB)	(dB)
AV	5.1492G	50.53	54.00	-3.47	4.64	3	Vertical	36	2.69	-	45.89	31.80	6.89	34.05
AV	5.2252G	104.44	Inf	-Inf	4.38	3	Vertical	36	2.69	-	100.06	31.50	6.93	34.05
PK	5.15G	64.27	74.00	-9.73	4.64	3	Vertical	36	2.69	-	59.63	31.80	6.89	34.05
PK	5.2256G	116.36	Inf	-Inf	4.38	3	Vertical	36	2.69	-	111.98	31.50	6.93	34.05

802.11ax HEW40-BF_Nss1,(MCS0)_2TX

5230MHz_TX

18/02/2020

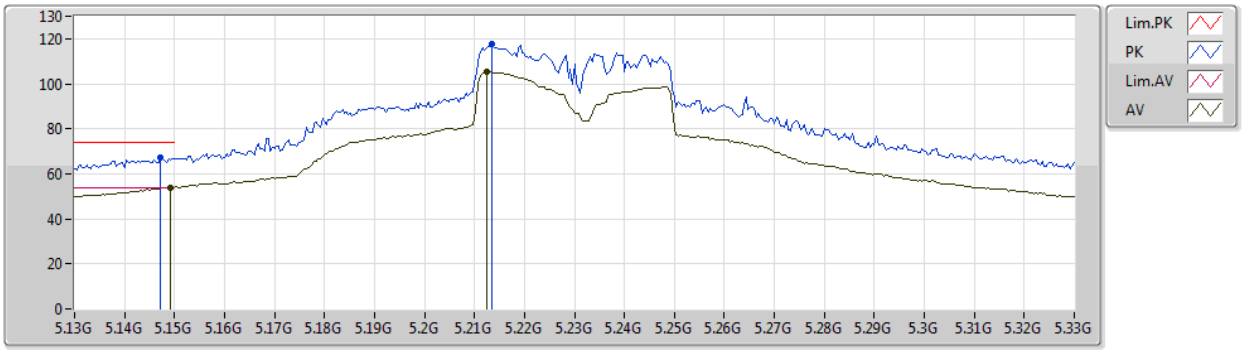

Type	Freq	Level	Limit	Margin	Factor	Dist	Condition	Azimuth	Height	Comment	Raw	AF	CL	PA
	(Hz)	(dBuV/m)	(dBuV/m)	(dB)	(dB)	(m)		(°)	(m)		(dBuV)	(dB)	(dB)	(dB)
AV	5.1492G	53.91	54.00	-0.09	4.64	3	Horizontal	352	1.00	-	49.27	31.80	6.89	34.05
AV	5.2124G	105.55	Inf	-Inf	4.43	3	Horizontal	352	1.00	-	101.12	31.55	6.93	34.05
PK	5.1472G	67.19	74.00	-6.81	4.65	3	Horizontal	352	1.00	-	62.54	31.81	6.89	34.05
PK	5.2136G	117.72	Inf	-Inf	4.43	3	Horizontal	352	1.00	-	113.29	31.55	6.93	34.05

802.11ax HEW40-BF_Nss1,(MCS0)_2TX

5230MHz_TX

18/02/2020

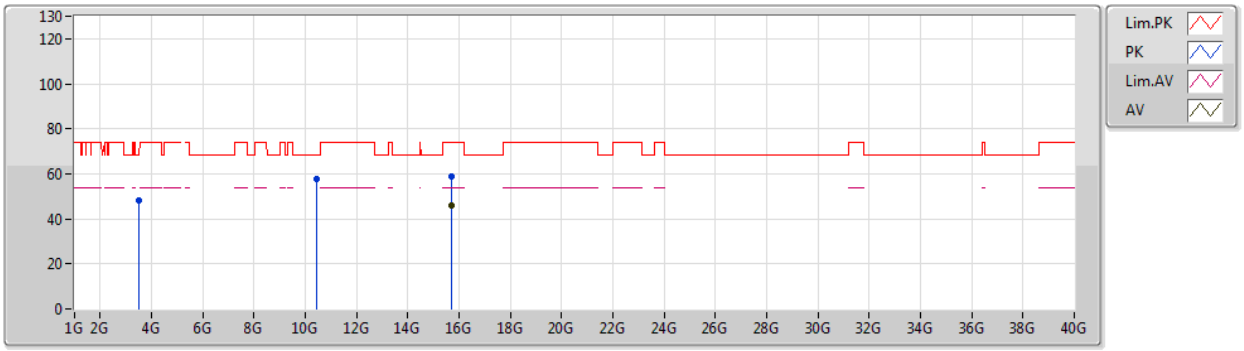

Type	Freq	Level	Limit	Margin	Factor	Dist	Condition	Azimuth	Height	Comment	Raw	AF	CL	PA
	(Hz)	(dBuV/m)	(dBuV/m)	(dB)	(dB)	(m)		(°)	(m)		(dBuV)	(dB)	(dB)	(dB)
AV	15.69648G	45.70	54.00	-8.30	14.94	3	Vertical	84	1.49	-	30.76	38.44	10.67	34.17
PK	3.48666G	47.93	68.20	-20.27	0.36	3	Vertical	331	1.03	-	47.57	28.63	5.75	34.02
PK	10.46306G	57.57	68.20	-10.63	14.22	3	Vertical	92	1.50	-	43.35	39.50	9.20	34.48
PK	15.69672G	58.99	74.00	-15.01	14.94	3	Vertical	84	1.49	-	44.05	38.44	10.67	34.17

802.11ax HEW40-BF_Nss1,(MCS0)_2TX

5230MHz_TX

18/02/2020

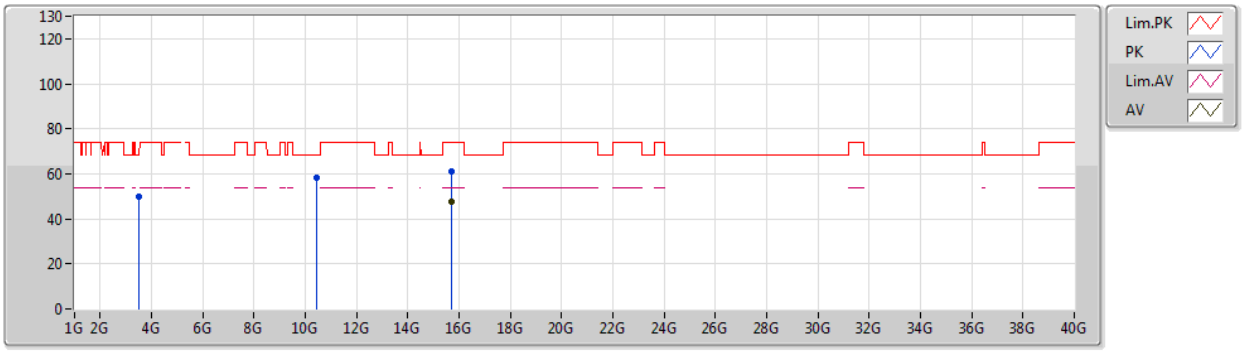

Type	Freq	Level	Limit	Margin	Factor	Dist	Condition	Azimuth	Height	Comment	Raw	AF	CL	PA
	(Hz)	(dBuV/m)	(dBuV/m)	(dB)	(dB)	(m)		(°)	(m)		(dBuV)	(dB)	(dB)	(dB)
AV	15.6882G	47.55	54.00	-6.45	14.98	3	Horizontal	328	1.48	-	32.57	38.47	10.67	34.16
PK	3.48669G	49.92	68.20	-18.28	0.36	3	Horizontal	347	2.14	-	49.56	28.63	5.75	34.02
PK	10.46408G	58.17	68.20	-10.03	14.22	3	Horizontal	19	1.46	-	43.95	39.50	9.20	34.48
PK	15.69804G	60.98	74.00	-13.02	14.94	3	Horizontal	328	1.48	-	46.04	38.44	10.67	34.17

802.11ax HEW40-BF_Nss1,(MCS0)_2TX

5270MHz_TX

18/02/2020

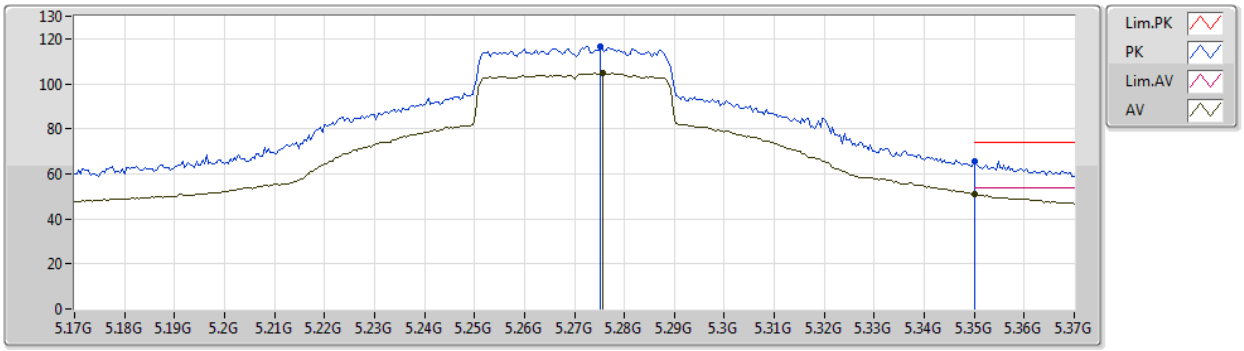

Type	Freq	Level	Limit	Margin	Factor	Dist	Condition	Azimuth	Height	Comment	Raw	AF	CL	PA
	(Hz)	(dBuV/m)	(dBuV/m)	(dB)	(dB)	(m)		(°)	(m)		(dBuV)	(dB)	(dB)	(dB)
AV	5.2756G	104.83	Inf	-Inf	4.20	3	Vertical	38	2.52	-	100.63	31.30	6.96	34.06
AV	5.35G	51.09	54.00	-2.91	4.28	3	Vertical	38	2.52	-	46.81	31.35	6.99	34.06
PK	5.2752G	116.77	Inf	-Inf	4.20	3	Vertical	38	2.52	-	112.57	31.30	6.96	34.06
PK	5.35G	65.64	74.00	-8.36	4.28	3	Vertical	38	2.52	-	61.36	31.35	6.99	34.06

802.11ax HEW40-BF_Nss1,(MCS0)_2TX

5270MHz_TX

18/02/2020

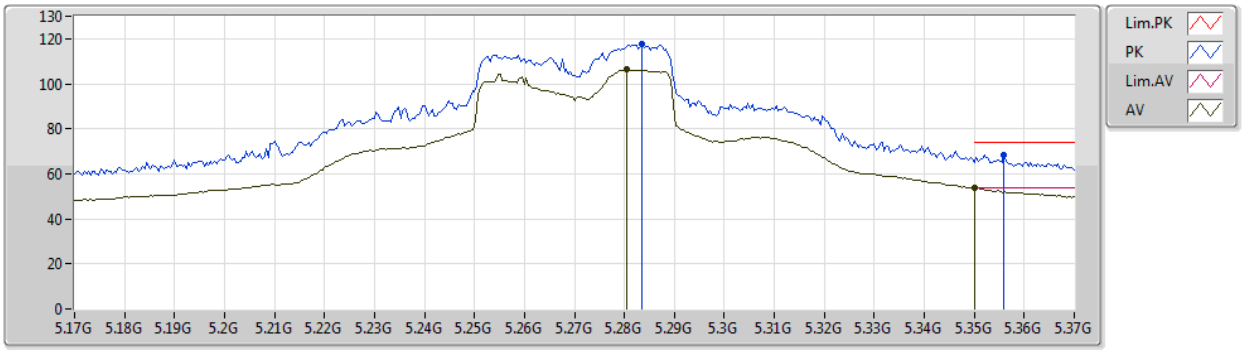

Type	Freq	Level	Limit	Margin	Factor	Dist	Condition	Azimuth	Height	Comment	Raw	AF	CL	PA
	(Hz)	(dBuV/m)	(dBuV/m)	(dB)	(dB)	(m)		(°)	(m)		(dBuV)	(dB)	(dB)	(dB)
AV	5.2804G	106.24	Inf	-Inf	4.18	3	Horizontal	349	1.63	-	102.06	31.28	6.96	34.06
AV	5.35G	53.76	54.00	-0.24	4.28	3	Horizontal	349	1.63	-	49.48	31.35	6.99	34.06
PK	5.2836G	117.66	Inf	-Inf	4.17	3	Horizontal	349	1.63	-	113.49	31.27	6.96	34.06
PK	5.356G	68.60	74.00	-5.40	4.31	3	Horizontal	349	1.63	-	64.29	31.37	7.00	34.06

802.11ax HEW40-BF_Nss1,(MCS0)_2TX

5270MHz_TX

18/02/2020

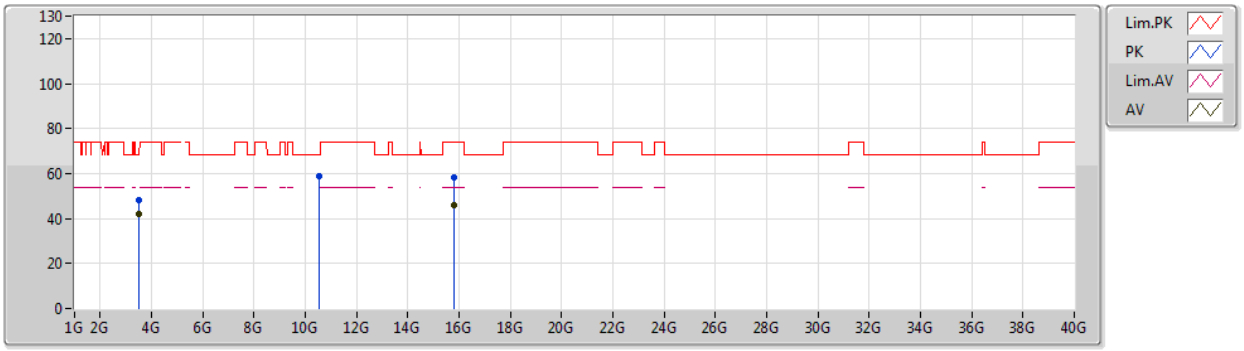

Type	Freq	Level	Limit	Margin	Factor	Dist	Condition	Azimuth	Height	Comment	Raw	AF	CL	PA
	(Hz)	(dBuV/m)	(dBuV/m)	(dB)	(dB)	(m)		(°)	(m)		(dBuV)	(dB)	(dB)	(dB)
AV	3.51337G	42.30	54.00	-11.70	0.49	3	Vertical	326	1.00	-	41.81	28.75	5.76	34.02
AV	15.8148G	45.88	54.00	-8.12	14.50	3	Vertical	90	1.49	-	31.38	38.07	10.72	34.29
PK	3.51331G	47.93	74.00	-26.07	0.49	3	Vertical	326	1.00	-	47.44	28.75	5.76	34.02
PK	10.53088G	58.82	68.20	-9.38	14.40	3	Vertical	70	2.78	-	44.42	39.59	9.25	34.44
PK	15.7999G	58.38	74.00	-15.62	14.55	3	Vertical	90	1.49	-	43.83	38.12	10.71	34.28

802.11ax HEW40-BF_Nss1,(MCS0)_2TX

5270MHz_TX

18/02/2020

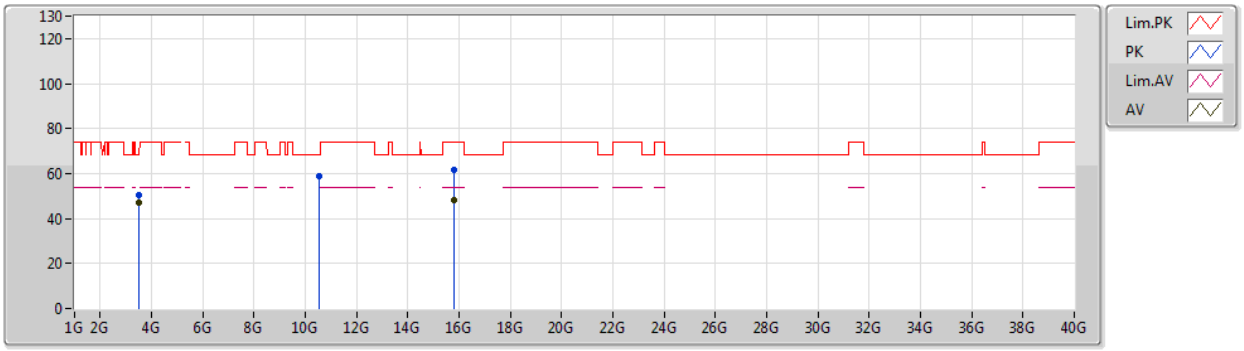

Type	Freq	Level	Limit	Margin	Factor	Dist	Condition	Azimuth	Height	Comment	Raw	AF	CL	PA
	(Hz)	(dBuV/m)	(dBuV/m)	(dB)	(dB)	(m)		(°)	(m)		(dBuV)	(dB)	(dB)	(dB)
AV	3.51338G	47.20	54.00	-6.80	0.49	3	Horizontal	346	2.05	-	46.71	28.75	5.76	34.02
AV	15.8209G	48.16	54.00	-5.84	14.48	3	Horizontal	332	1.50	-	33.68	38.06	10.72	34.30
PK	3.5134G	50.70	74.00	-23.30	0.49	3	Horizontal	346	2.05	-	50.21	28.75	5.76	34.02
PK	10.54042G	58.83	68.20	-9.37	14.41	3	Horizontal	22	1.50	-	44.42	39.60	9.25	34.44
PK	15.8219G	61.41	74.00	-12.59	14.47	3	Horizontal	332	1.50	-	46.94	38.05	10.72	34.30

802.11ax HEW40-BF_Nss1,(MCS0)_2TX

5310MHz_TX

18/02/2020

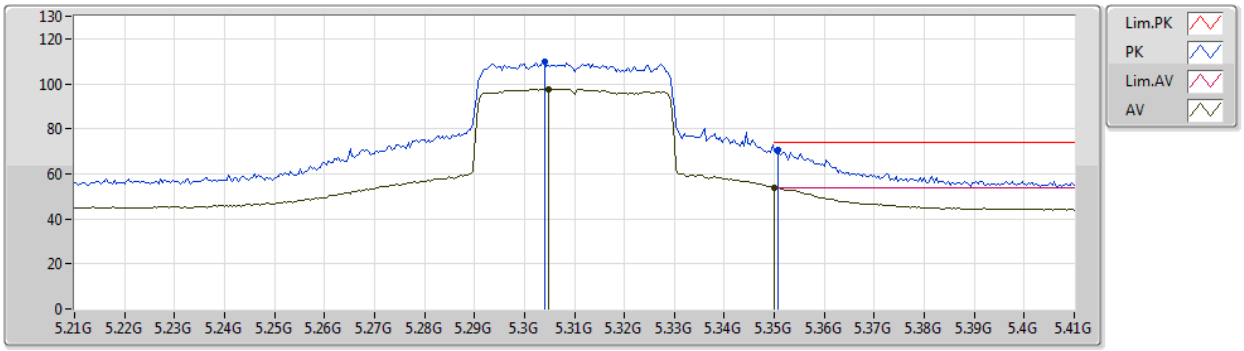

Type	Freq	Level	Limit	Margin	Factor	Dist	Condition	Azimuth	Height	Comment	Raw	AF	CL	PA
	(Hz)	(dBuV/m)	(dBuV/m)	(dB)	(dB)	(m)		(°)	(m)		(dBuV)	(dB)	(dB)	(dB)
AV	5.3048G	97.74	Inf	-Inf	4.12	3	Vertical	315	1.04	-	93.62	31.21	6.97	34.06
AV	5.35G	53.78	54.00	-0.22	4.28	3	Vertical	315	1.04	-	49.50	31.35	6.99	34.06
PK	5.304G	109.88	Inf	-Inf	4.12	3	Vertical	315	1.04	-	105.76	31.21	6.97	34.06
PK	5.3508G	70.51	74.00	-3.49	4.28	3	Vertical	315	1.04	-	66.23	31.35	6.99	34.06

802.11ax HEW40-BF_Nss1,(MCS0)_2TX

5310MHz_TX

18/02/2020

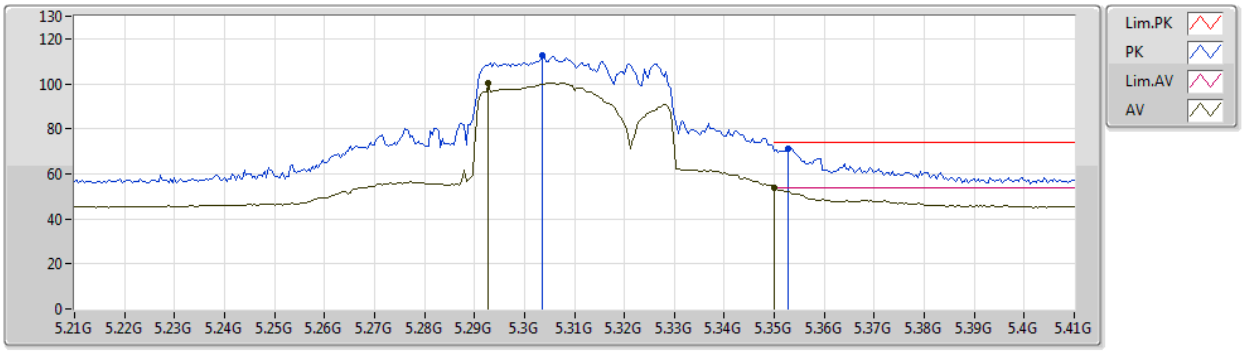

Type	Freq	Level	Limit	Margin	Factor	Dist	Condition	Azimuth	Height	Comment	Raw	AF	CL	PA
	(Hz)	(dBuV/m)	(dBuV/m)	(dB)	(dB)	(m)		(°)	(m)		(dBuV)	(dB)	(dB)	(dB)
AV	5.2928G	100.28	Inf	-Inf	4.14	3	Horizontal	351	1.53	-	96.14	31.23	6.97	34.06
AV	5.35G	53.70	54.00	-0.30	4.28	3	Horizontal	351	1.53	-	49.42	31.35	6.99	34.06
PK	5.3036G	112.35	Inf	-Inf	4.12	3	Horizontal	351	1.53	-	108.23	31.21	6.97	34.06
PK	5.3528G	71.39	74.00	-2.61	4.29	3	Horizontal	351	1.53	-	67.10	31.36	6.99	34.06

802.11ax HEW40-BF_Nss1,(MCS0)_2TX

5310MHz_TX

18/02/2020

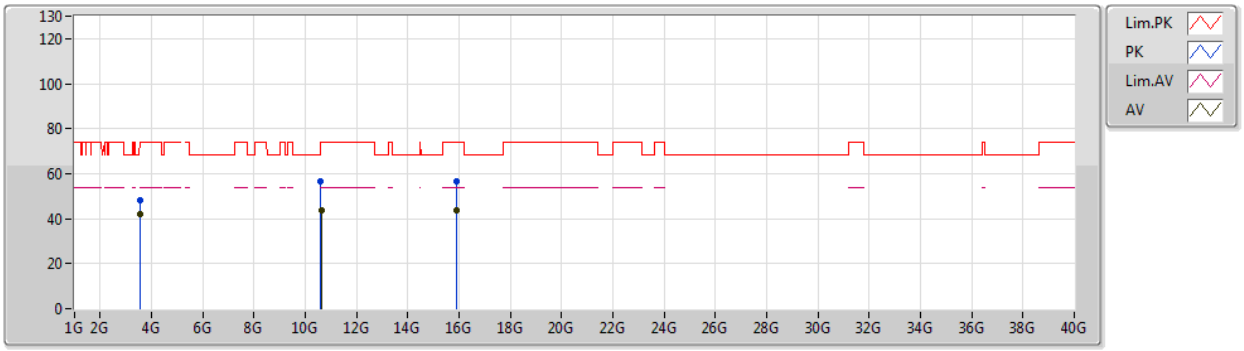

Type	Freq	Level	Limit	Margin	Factor	Dist	Condition	Azimuth	Height	Comment	Raw	AF	CL	PA
	(Hz)	(dBuV/m)	(dBuV/m)	(dB)	(dB)	(m)		(°)	(m)		(dBuV)	(dB)	(dB)	(dB)
AV	3.54003G	42.12	54.00	-11.88	0.62	3	Vertical	307	1.00	-	41.50	28.86	5.78	34.02
AV	10.61838G	43.90	54.00	-10.10	14.62	3	Vertical	34	1.26	-	29.28	39.70	9.31	34.39
AV	15.915G	43.74	54.00	-10.26	14.12	3	Vertical	224	1.12	-	29.62	37.76	10.75	34.39
PK	3.54005G	48.15	74.00	-25.85	0.62	3	Vertical	307	1.00	-	47.53	28.86	5.78	34.02
PK	10.60788G	56.53	74.00	-17.47	14.59	3	Vertical	34	1.26	-	41.94	39.69	9.30	34.40
PK	15.9153G	56.33	74.00	-17.67	14.12	3	Vertical	224	1.12	-	42.21	37.76	10.75	34.39

802.11ax HEW40-BF_Nss1,(MCS0)_2TX

5310MHz_TX

18/02/2020

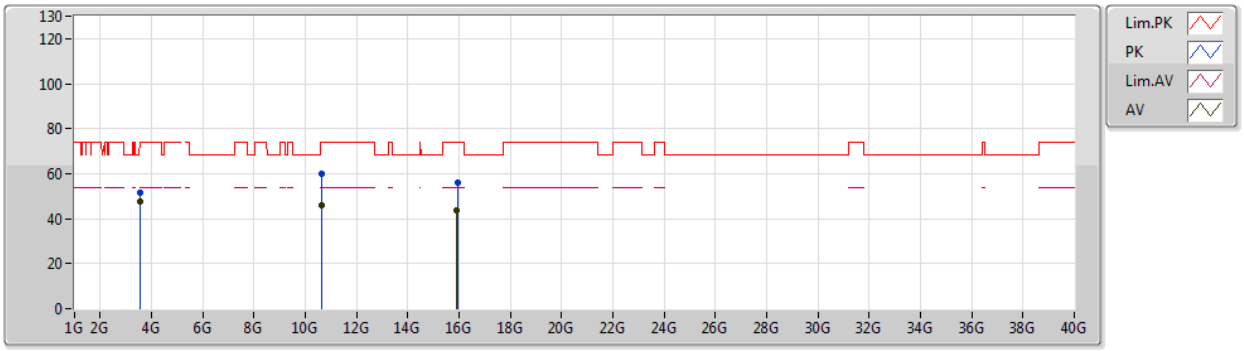

Type	Freq	Level	Limit	Margin	Factor	Dist	Condition	Azimuth	Height	Comment	Raw	AF	CL	PA
	(Hz)	(dBuV/m)	(dBuV/m)	(dB)	(dB)	(m)		(°)	(m)		(dBuV)	(dB)	(dB)	(dB)
AV	3.54006G	47.67	54.00	-6.33	0.62	3	Horizontal	348	2.11	-	47.05	28.86	5.78	34.02
AV	10.61832G	45.96	54.00	-8.04	14.62	3	Horizontal	76	1.66	-	31.34	39.70	9.31	34.39
AV	15.91704G	43.63	54.00	-10.37	14.11	3	Horizontal	298	1.50	-	29.52	37.76	10.75	34.40
PK	3.54012G	51.46	74.00	-22.54	0.62	3	Horizontal	348	2.11	-	50.84	28.86	5.78	34.02
PK	10.61988G	59.82	74.00	-14.18	14.63	3	Horizontal	76	1.66	-	45.19	39.71	9.31	34.39
PK	15.93864G	55.86	74.00	-18.14	14.03	3	Horizontal	298	1.50	-	41.83	37.69	10.76	34.42

802.11ax HEW40-BF_Nss1,(MCS0)_2TX

5510MHz_TX

18/02/2020

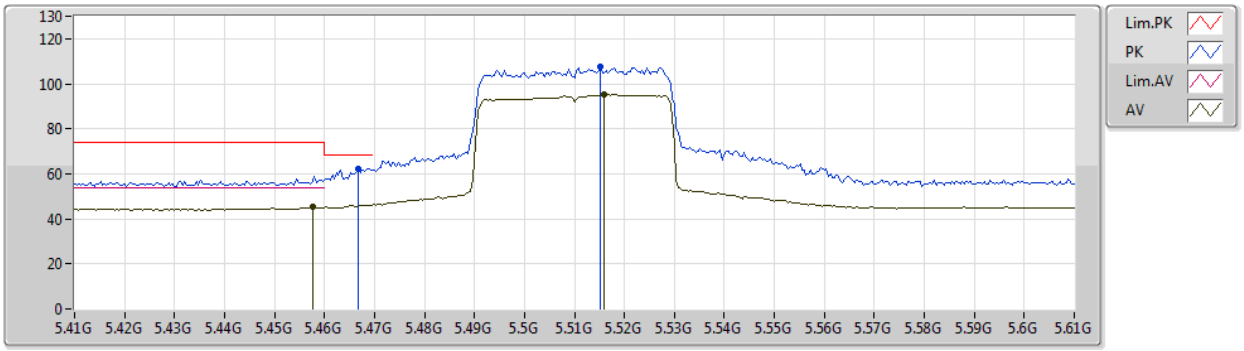

Type	Freq	Level	Limit	Margin	Factor	Dist	Condition	Azimuth	Height	Comment	Raw	AF	CL	PA
	(Hz)	(dBuV/m)	(dBuV/m)	(dB)	(dB)	(m)		(°)	(m)		(dBuV)	(dB)	(dB)	(dB)
AV	5.4576G	45.13	54.00	-8.87	4.63	3	Vertical	37	2.01	-	40.50	31.67	7.03	34.07
AV	5.516G	95.08	Inf	-Inf	4.74	3	Vertical	37	2.01	-	90.34	31.77	7.04	34.07
PK	5.4668G	62.16	68.20	-6.04	4.66	3	Vertical	37	2.01	-	57.50	31.70	7.03	34.07
PK	5.5152G	107.41	Inf	-Inf	4.74	3	Vertical	37	2.01	-	102.67	31.77	7.04	34.07

802.11ax HEW40-BF_Nss1,(MCS0)_2TX

5510MHz_TX

18/02/2020

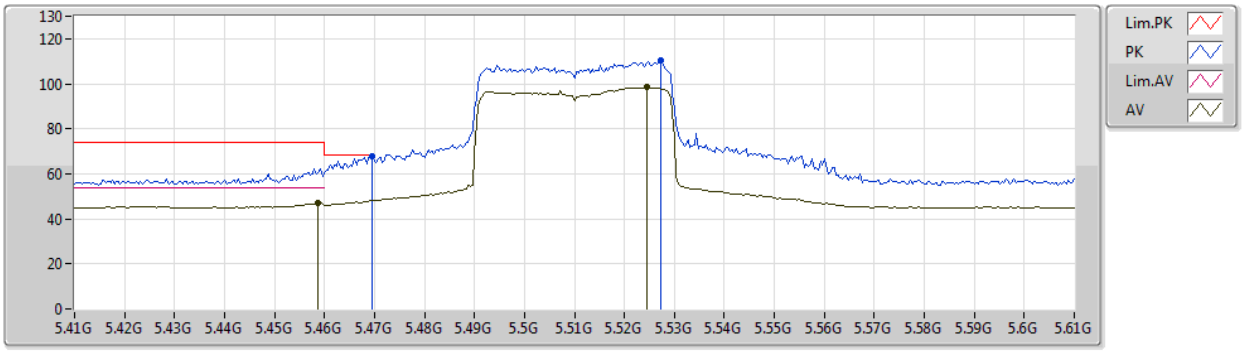

Type	Freq	Level	Limit	Margin	Factor	Dist	Condition	Azimuth	Height	Comment	Raw	AF	CL	PA
	(Hz)	(dBuV/m)	(dBuV/m)	(dB)	(dB)	(m)		(°)	(m)		(dBuV)	(dB)	(dB)	(dB)
AV	5.4588G	47.00	54.00	-7.00	4.64	3	Horizontal	26	1.15	-	42.36	31.68	7.03	34.07
AV	5.5244G	98.42	Inf	-Inf	4.72	3	Horizontal	26	1.15	-	93.70	31.75	7.04	34.07
PK	5.4696G	68.07	68.20	-0.13	4.67	3	Horizontal	26	1.15	-	63.40	31.71	7.03	34.07
PK	5.5272G	110.60	Inf	-Inf	4.72	3	Horizontal	26	1.15	-	105.88	31.75	7.04	34.07

802.11ax HEW40-BF_Nss1,(MCS0)_2TX

5510MHz_TX

18/02/2020

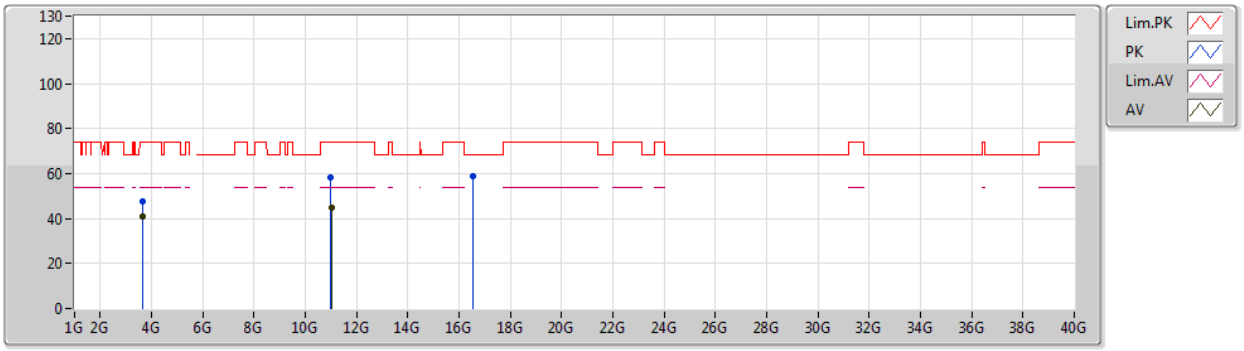

Type	Freq	Level	Limit	Margin	Factor	Dist	Condition	Azimuth	Height	Comment	Raw	AF	CL	PA
	(Hz)	(dBuV/m)	(dBuV/m)	(dB)	(dB)	(m)		(°)	(m)		(dBuV)	(dB)	(dB)	(dB)
AV	3.6734G	40.98	54.00	-13.02	1.03	3	Vertical	328	1.25	-	39.95	29.17	5.87	34.01
AV	11.0182G	44.72	54.00	-9.28	15.59	3	Vertical	71	2.68	-	29.13	40.18	9.57	34.16
PK	3.67344G	47.69	74.00	-26.31	1.03	3	Vertical	328	1.25	-	46.66	29.17	5.87	34.01
PK	11.001G	58.18	74.00	-15.82	15.60	3	Vertical	71	2.68	-	42.58	40.20	9.56	34.16
PK	16.5479G	58.96	68.20	-9.24	16.28	3	Vertical	326	1.50	-	42.68	38.98	11.20	33.90

802.11ax HEW40-BF_Nss1,(MCS0)_2TX

5510MHz_TX

18/02/2020

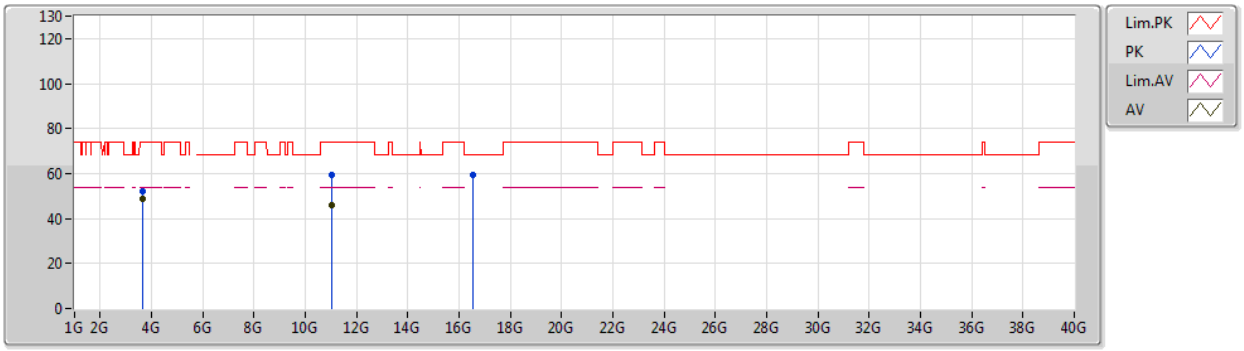

Type	Freq	Level	Limit	Margin	Factor	Dist	Condition	Azimuth	Height	Comment	Raw	AF	CL	PA
	(Hz)	(dBuV/m)	(dBuV/m)	(dB)	(dB)	(m)		(°)	(m)		(dBuV)	(dB)	(dB)	(dB)
AV	3.67337G	48.56	54.00	-5.44	1.03	3	Horizontal	350	1.50	-	47.53	29.17	5.87	34.01
AV	11.02366G	45.77	54.00	-8.23	15.59	3	Horizontal	297	1.48	-	30.18	40.17	9.58	34.16
PK	3.67336G	52.04	74.00	-21.96	1.03	3	Horizontal	350	1.50	-	51.01	29.17	5.87	34.01
PK	11.03224G	59.39	74.00	-14.61	15.58	3	Horizontal	297	1.48	-	43.81	40.16	9.58	34.16
PK	16.5499G	59.16	68.20	-9.04	16.28	3	Horizontal	329	1.50	-	42.88	38.98	11.20	33.90

802.11ax HEW40-BF_Nss1,(MCS0)_2TX

5550MHz_TX

18/02/2020

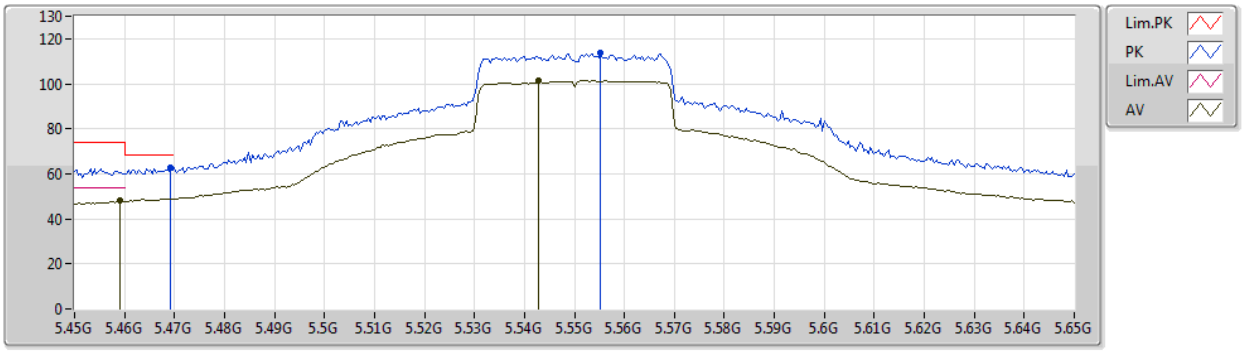

Type	Freq	Level	Limit	Margin	Factor	Dist	Condition	Azimuth	Height	Comment	Raw	AF	CL	PA
	(Hz)	(dBuV/m)	(dBuV/m)	(dB)	(dB)	(m)		(°)	(m)		(dBuV)	(dB)	(dB)	(dB)
AV	5.4592G	48.00	54.00	-6.00	4.64	3	Vertical	36	2.10	-	43.36	31.68	7.03	34.07
AV	5.5428G	101.41	Inf	-Inf	4.69	3	Vertical	36	2.10	-	96.72	31.71	7.05	34.07
PK	5.4692G	62.74	68.20	-5.46	4.67	3	Vertical	36	2.10	-	58.07	31.71	7.03	34.07
PK	5.5552G	113.79	Inf	-Inf	4.67	3	Vertical	36	2.10	-	109.12	31.69	7.05	34.07

802.11ax HEW40-BF_Nss1,(MCS0)_2TX

18/02/2020

5550MHz_TX

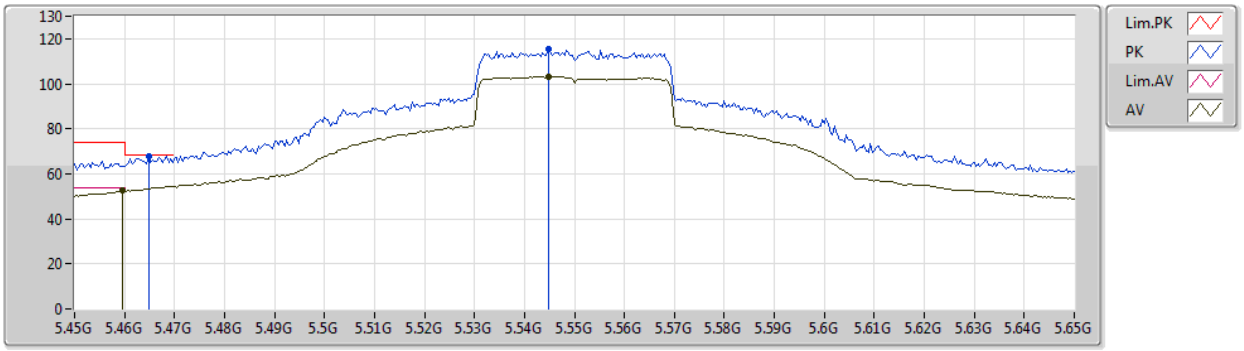

Type	Freq	Level	Limit	Margin	Factor	Dist	Condition	Azimuth	Height	Comment	Raw	AF	CL	PA
	(Hz)	(dBuV/m)	(dBuV/m)	(dB)	(dB)	(m)		(°)	(m)		(dBuV)	(dB)	(dB)	(dB)
AV	5.4596G	52.43	54.00	-1.57	4.64	3	Horizontal	30	1.52	-	47.79	31.68	7.03	34.07
AV	5.5448G	103.21	Inf	-Inf	4.69	3	Horizontal	30	1.52	-	98.52	31.71	7.05	34.07
PK	5.4648G	68.06	68.20	-0.14	4.65	3	Horizontal	30	1.52	-	63.41	31.69	7.03	34.07
PK	5.5448G	115.16	Inf	-Inf	4.69	3	Horizontal	30	1.52	-	110.47	31.71	7.05	34.07

802.11ax HEW40-BF_Nss1,(MCS0)_2TX

5550MHz_TX

18/02/2020

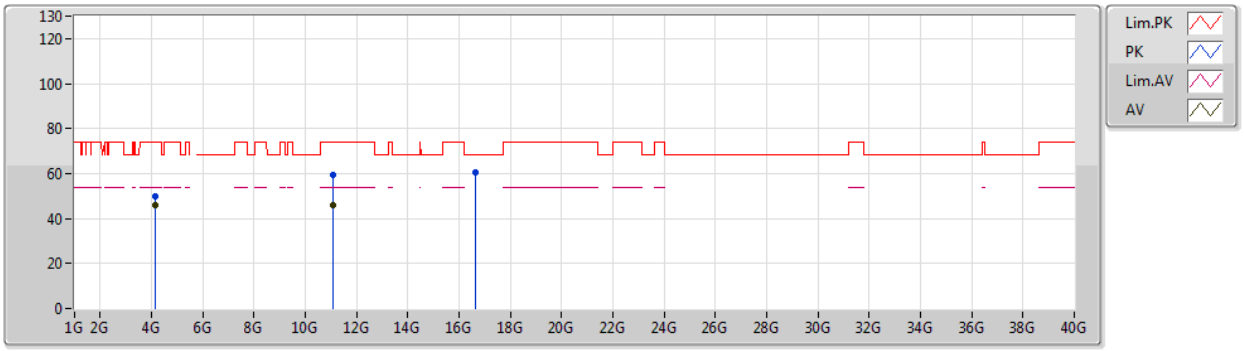

Type	Freq	Level	Limit	Margin	Factor	Dist	Condition	Azimuth	Height	Comment	Raw	AF	CL	PA
	(Hz)	(dBuV/m)	(dBuV/m)	(dB)	(dB)	(m)		(°)	(m)		(dBuV)	(dB)	(dB)	(dB)
AV	4.16258G	45.85	54.00	-8.15	2.12	3	Vertical	331	2.10	-	43.73	29.93	6.21	34.02
AV	11.0832G	45.67	54.00	-8.33	15.55	3	Vertical	335	1.43	-	30.12	40.09	9.62	34.16
PK	4.16254G	50.10	74.00	-23.90	2.12	3	Vertical	331	2.10	-	47.98	29.93	6.21	34.02
PK	11.1001G	59.17	74.00	-14.83	15.53	3	Vertical	335	1.43	-	43.64	40.07	9.63	34.17
PK	16.6451G	60.65	68.20	-7.55	16.71	3	Vertical	337	3.00	-	43.94	39.24	11.27	33.80

802.11ax HEW40-BF_Nss1,(MCS0)_2TX

5550MHz_TX

18/02/2020

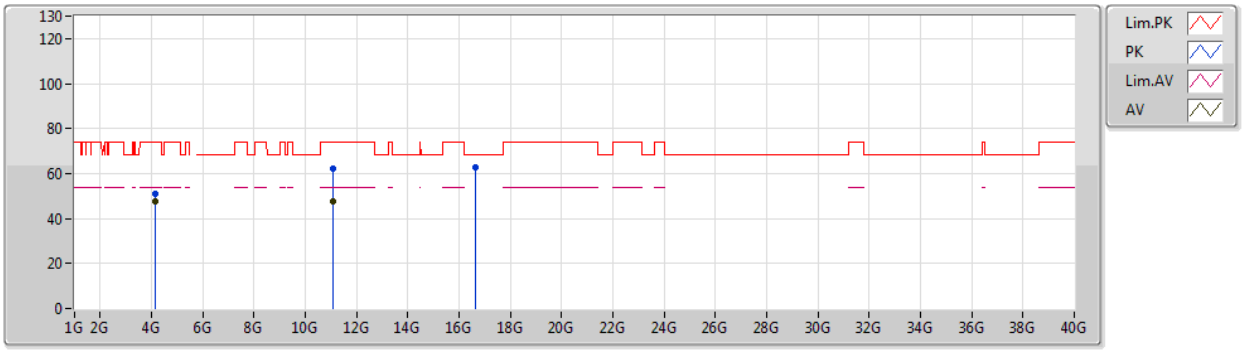

Type	Freq	Level	Limit	Margin	Factor	Dist	Condition	Azimuth	Height	Comment	Raw	AF	CL	PA
	(Hz)	(dBuV/m)	(dBuV/m)	(dB)	(dB)	(m)		(°)	(m)		(dBuV)	(dB)	(dB)	(dB)
AV	4.16252G	47.63	54.00	-6.37	2.12	3	Horizontal	294	1.97	-	45.51	29.93	6.21	34.02
AV	11.099G	47.41	54.00	-6.59	15.53	3	Horizontal	293	1.50	-	31.88	40.07	9.63	34.17
PK	4.16258G	51.15	74.00	-22.85	2.12	3	Horizontal	294	1.97	-	49.03	29.93	6.21	34.02
PK	11.1001G	61.93	74.00	-12.07	15.53	3	Horizontal	293	1.50	-	46.40	40.07	9.63	34.17
PK	16.6538G	62.95	68.20	-5.25	16.76	3	Horizontal	64	1.81	-	46.19	39.27	11.28	33.79

802.11ax HEW40-BF_Nss1,(MCS0)_2TX

5670MHz_TX

18/02/2020

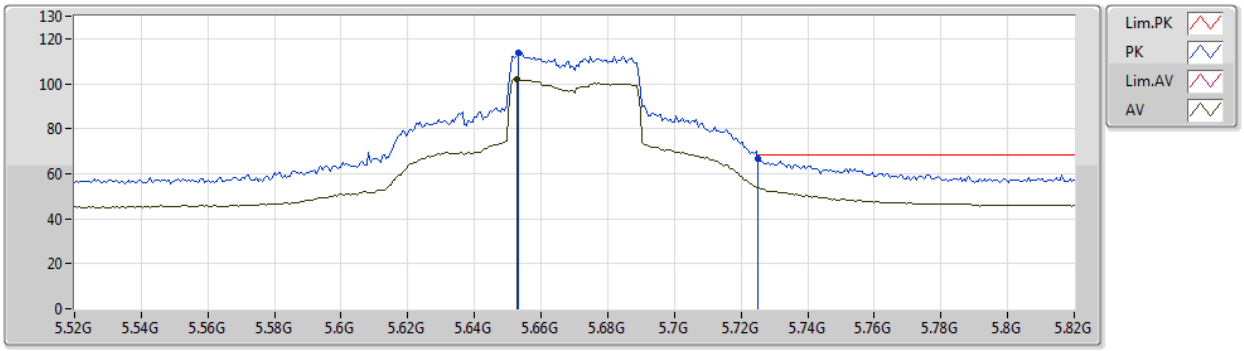

Type	Freq	Level	Limit	Margin	Factor	Dist	Condition	Azimuth	Height	Comment	Raw	AF	CL	PA
	(Hz)	(dBuV/m)	(dBuV/m)	(dB)	(dB)	(m)		(°)	(m)		(dBuV)	(dB)	(dB)	(dB)
AV	5.6526G	101.93	Inf	-Inf	4.73	3	Vertical	25	2.84	-	97.20	31.71	7.09	34.07
PK	5.6532G	113.92	Inf	-Inf	4.73	3	Vertical	25	2.84	-	109.19	31.71	7.09	34.07
PK	5.7252G	66.55	68.20	-1.65	4.95	3	Vertical	25	2.84	-	61.60	31.88	7.14	34.07

802.11ax HEW40-BF_Nss1,(MCS0)_2TX

5670MHz_TX

18/02/2020

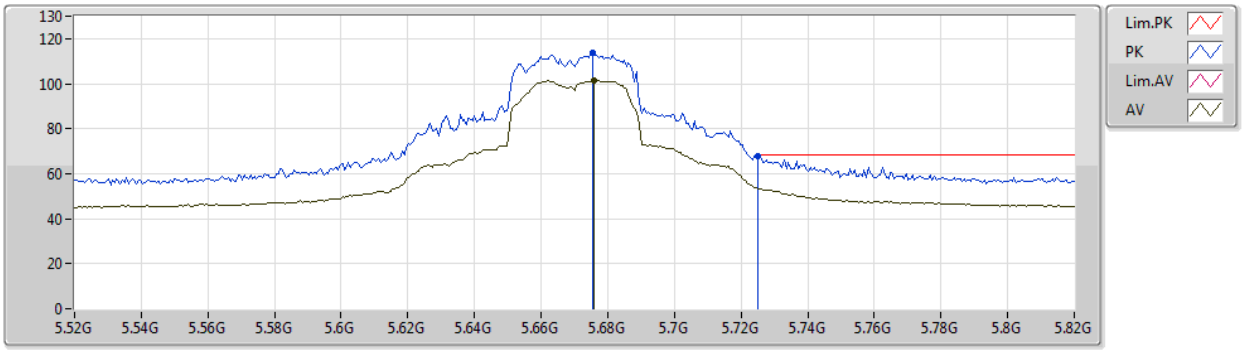

Type	Freq	Level	Limit	Margin	Factor	Dist	Condition	Azimuth	Height	Comment	Raw	AF	CL	PA
	(Hz)	(dBuV/m)	(dBuV/m)	(dB)	(dB)	(m)		(°)	(m)		(dBuV)	(dB)	(dB)	(dB)
AV	5.676G	101.36	Inf	-Inf	4.79	3	Horizontal	345	1.52	-	96.57	31.75	7.11	34.07
PK	5.6754G	113.66	Inf	-Inf	4.78	3	Horizontal	345	1.52	-	108.88	31.75	7.10	34.07
PK	5.7252G	67.88	68.20	-0.32	4.95	3	Horizontal	345	1.52	-	62.93	31.88	7.14	34.07

802.11ax HEW40-BF_Nss1,(MCS0)_2TX

5670MHz_TX

18/02/2020

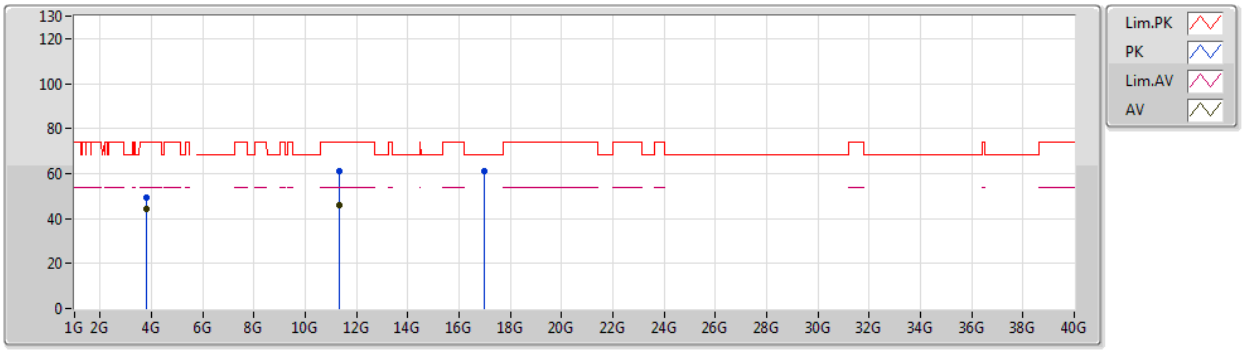

Type	Freq	Level	Limit	Margin	Factor	Dist	Condition	Azimuth	Height	Comment	Raw	AF	CL	PA
	(Hz)	(dBuV/m)	(dBuV/m)	(dB)	(dB)	(m)		(°)	(m)		(dBuV)	(dB)	(dB)	(dB)
AV	3.78002G	44.52	54.00	-9.48	1.24	3	Vertical	317	2.47	-	43.28	29.28	5.96	34.00
AV	11.3438G	45.69	54.00	-8.31	15.36	3	Vertical	45	2.94	-	30.33	39.75	9.79	34.18
PK	3.77998G	49.36	74.00	-24.64	1.24	3	Vertical	317	2.47	-	48.12	29.28	5.96	34.00
PK	11.34G	61.33	74.00	-12.67	15.37	3	Vertical	45	2.94	-	45.96	39.76	9.79	34.18
PK	17.0072G	61.17	68.20	-7.03	18.36	3	Vertical	320	1.50	-	42.81	40.25	11.54	33.43

802.11ax HEW40-BF_Nss1,(MCS0)_2TX

5670MHz_TX

18/02/2020

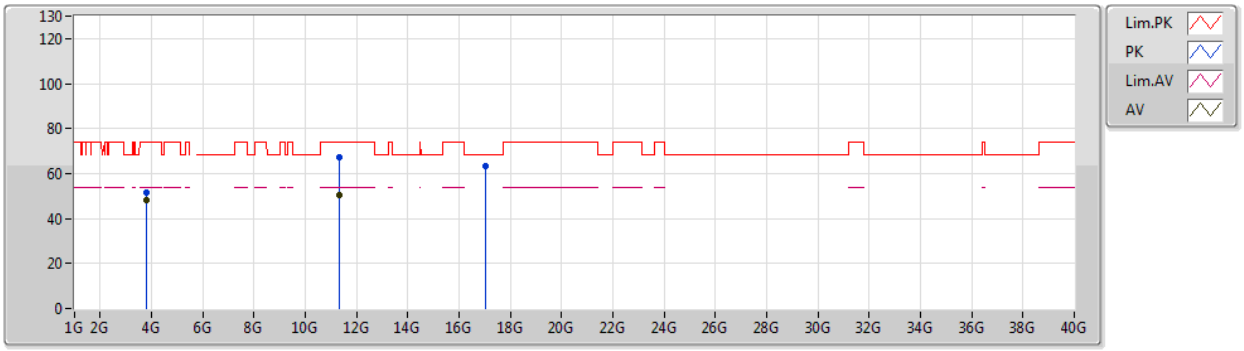

Type	Freq	Level	Limit	Margin	Factor	Dist	Condition	Azimuth	Height	Comment	Raw	AF	CL	PA
	(Hz)	(dBuV/m)	(dBuV/m)	(dB)	(dB)	(m)		(°)	(m)		(dBuV)	(dB)	(dB)	(dB)
AV	3.78003G	48.24	54.00	-5.76	1.24	3	Horizontal	338	2.18	-	47.00	29.28	5.96	34.00
AV	11.3427G	50.61	54.00	-3.39	15.36	3	Horizontal	72	1.59	-	35.25	39.75	9.79	34.18
PK	3.78003G	51.64	74.00	-22.36	1.24	3	Horizontal	338	2.18	-	50.40	29.28	5.96	34.00
PK	11.3401G	67.09	74.00	-6.91	15.37	3	Horizontal	72	1.59	-	51.72	39.76	9.79	34.18
PK	17.0267G	63.45	68.20	-4.75	18.50	3	Horizontal	349	1.39	-	44.95	40.38	11.56	33.44

802.11ax HEW40-BF_Nss1,(MCS0)_2TX

5710MHz Straddle 5.47-5.725GHz_TX

17/02/2020

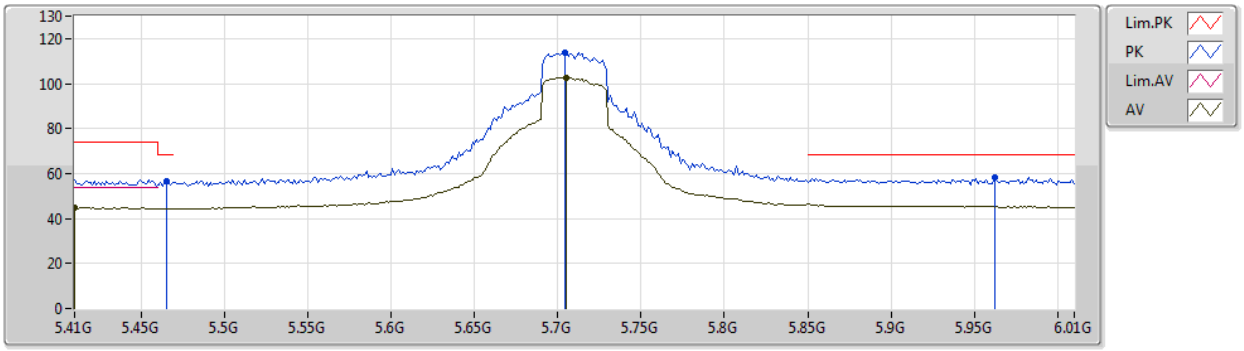

Type	Freq	Level	Limit	Margin	Factor	Dist	Condition	Azimuth	Height	Comment	Raw	AF	CL	PA
	(Hz)	(dBuV/m)	(dBuV/m)	(dB)	(dB)	(m)		(°)	(m)		(dBuV)	(dB)	(dB)	(dB)
AV	5.41G	44.81	54.00	-9.19	4.49	3	Vertical	41	2.94	-	40.32	31.53	7.02	34.06
AV	5.7052G	102.73	Inf	-Inf	4.87	3	Vertical	41	2.94	-	97.86	31.82	7.12	34.07
PK	5.4652G	56.32	68.20	-11.88	4.66	3	Vertical	41	2.94	-	51.66	31.70	7.03	34.07
PK	5.704G	114.02	Inf	-Inf	4.86	3	Vertical	41	2.94	-	109.16	31.81	7.12	34.07
PK	5.962G	58.09	68.20	-10.11	5.47	3	Vertical	41	2.94	-	52.62	32.40	7.15	34.08

802.11ax HEW40-BF_Nss1,(MCS0)_2TX

17/02/2020

5710MHz Straddle 5.47-5.725GHz_TX

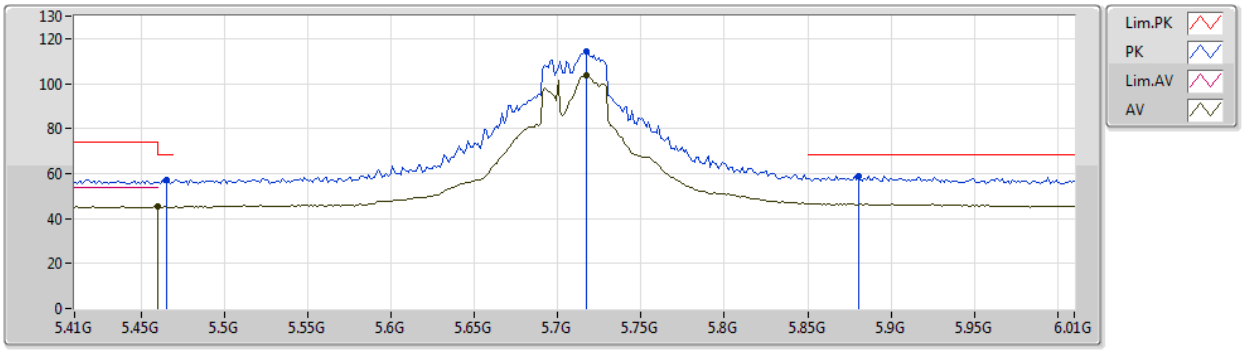

Type	Freq	Level	Limit	Margin	Factor	Dist	Condition	Azimuth	Height	Comment	Raw	AF	CL	PA
	(Hz)	(dBuV/m)	(dBuV/m)	(dB)	(dB)	(m)		(°)	(m)		(dBuV)	(dB)	(dB)	(dB)
AV	5.46G	45.19	54.00	-8.81	4.64	3	Horizontal	346	1.90	-	40.55	31.68	7.03	34.07
AV	5.7172G	103.47	Inf	-Inf	4.91	3	Horizontal	346	1.90	-	98.56	31.85	7.13	34.07
PK	5.4652G	57.24	68.20	-10.96	4.66	3	Horizontal	346	1.90	-	52.58	31.70	7.03	34.07
PK	5.7172G	114.29	Inf	-Inf	4.91	3	Horizontal	346	1.90	-	109.38	31.85	7.13	34.07
PK	5.8804G	58.98	68.20	-9.22	5.43	3	Horizontal	346	1.90	-	53.55	32.34	7.17	34.08

802.11ax HEW40-BF_Nss1,(MCS0)_2TX

5710MHz Straddle 5.47-5.725GHz_TX

17/02/2020

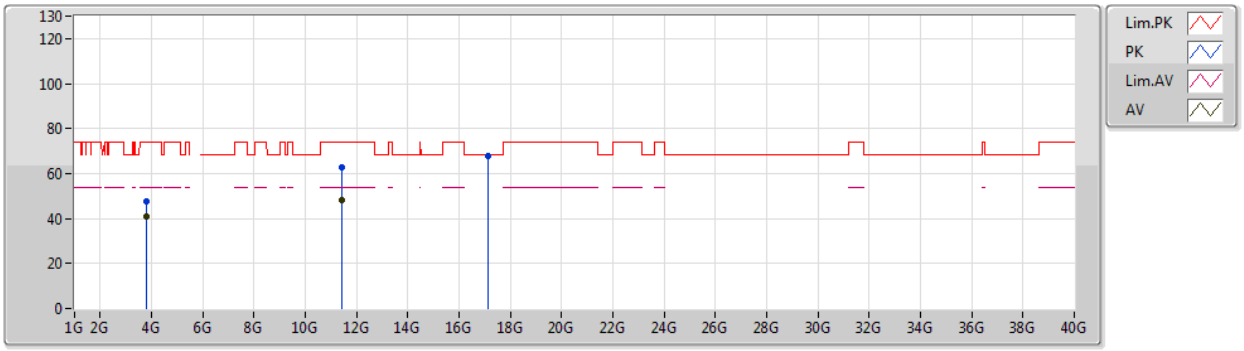

Type	Freq	Level	Limit	Margin	Factor	Dist	Condition	Azimuth	Height	Comment	Raw	AF	CL	PA
	(Hz)	(dBuV/m)	(dBuV/m)	(dB)	(dB)	(m)		(°)	(m)		(dBuV)	(dB)	(dB)	(dB)
AV	3.80672G	40.90	54.00	-13.10	1.30	3	Vertical	15	1.93	-	39.60	29.32	5.98	34.00
AV	11.4046G	48.14	54.00	-5.86	15.32	3	Vertical	4	2.06	-	32.82	39.67	9.83	34.18
PK	3.80662G	47.44	74.00	-26.56	1.30	3	Vertical	15	1.93	-	46.14	29.32	5.98	34.00
PK	11.4201G	63.00	74.00	-11.00	15.30	3	Vertical	4	2.06	-	47.70	39.65	9.84	34.19
PK	17.1255G	67.60	68.20	-0.60	19.24	3	Vertical	339	2.68	-	48.36	41.07	11.63	33.46

802.11ax HEW40-BF_Nss1,(MCS0)_2TX

5710MHz Straddle 5.47-5.725GHz_TX

17/02/2020

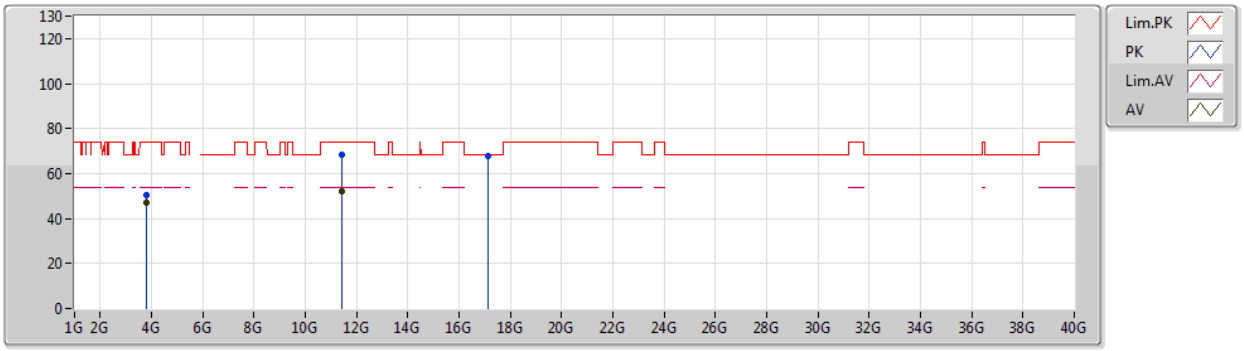

Type	Freq	Level	Limit	Margin	Factor	Dist	Condition	Azimuth	Height	Comment	Raw	AF	CL	PA
	(Hz)	(dBuV/m)	(dBuV/m)	(dB)	(dB)	(m)		(°)	(m)		(dBuV)	(dB)	(dB)	(dB)
AV	3.80669G	47.02	54.00	-6.98	1.30	3	Horizontal	357	1.00	-	45.72	29.32	5.98	34.00
AV	11.4176G	51.98	54.00	-2.02	15.31	3	Horizontal	72	1.49	-	36.67	39.66	9.84	34.19
PK	3.80675G	50.67	74.00	-23.33	1.30	3	Horizontal	357	1.00	-	49.37	29.32	5.98	34.00
PK	11.42G	68.47	74.00	-5.53	15.30	3	Horizontal	72	1.49	-	53.17	39.65	9.84	34.19
PK	17.1227G	68.08	68.20	-0.12	19.23	3	Horizontal	353	1.50	-	48.85	41.05	11.63	33.45

802.11ax HEW40-BF_Nss1,(MCS0)_2TX

5755MHz_TX

17/02/2020

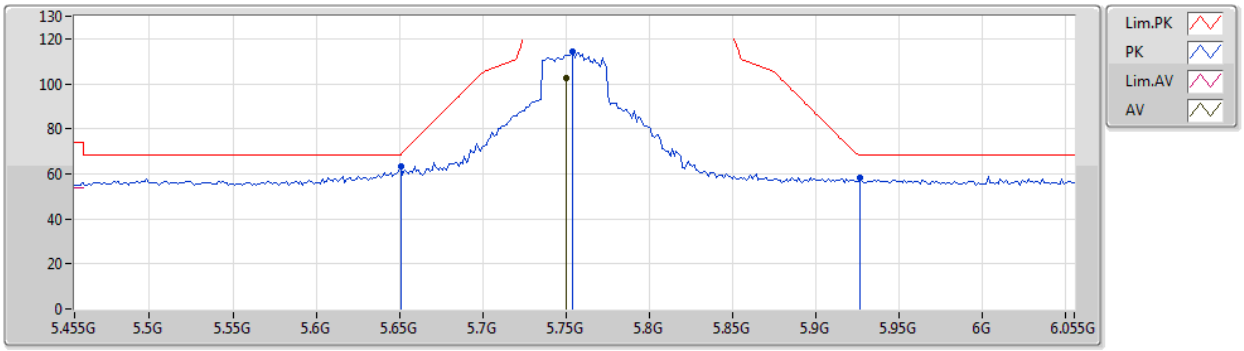

Type	Freq	Level	Limit	Margin	Factor	Dist	Condition	Azimuth	Height	Comment	Raw	AF	CL	PA
	(Hz)	(dBuV/m)	(dBuV/m)	(dB)	(dB)	(m)		(°)	(m)		(dBuV)	(dB)	(dB)	(dB)
AV	5.7502G	102.71	Inf	-Inf	5.02	3	Vertical	39	3.00	-	97.69	31.95	7.15	34.08
PK	5.6506G	63.53	68.64	-5.11	4.72	3	Vertical	39	3.00	-	58.81	31.70	7.09	34.07
PK	5.7538G	114.45	Inf	-Inf	5.03	3	Vertical	39	3.00	-	109.42	31.96	7.15	34.08
PK	5.9266G	58.39	68.20	-9.81	5.48	3	Vertical	39	3.00	-	52.91	32.40	7.16	34.08

802.11ax HEW40-BF_Nss1,(MCS0)_2TX

5755MHz_TX

17/02/2020

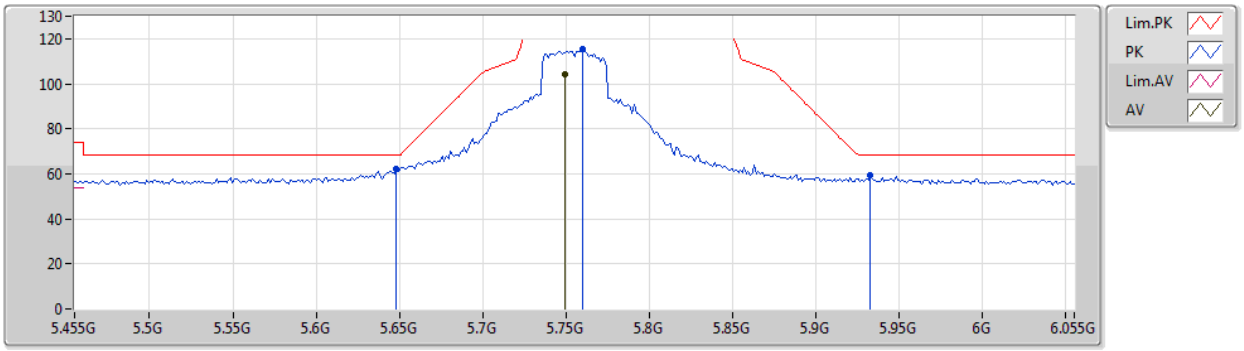

Type	Freq	Level	Limit	Margin	Factor	Dist	Condition	Azimuth	Height	Comment	Raw	AF	CL	PA
	(Hz)	(dBuV/m)	(dBuV/m)	(dB)	(dB)	(m)		(°)	(m)		(dBuV)	(dB)	(dB)	(dB)
AV	5.749G	104.03	Inf	-Inf	5.03	3	Horizontal	33	1.87	-	99.00	31.95	7.15	34.07
PK	5.6482G	62.10	68.20	-6.10	4.72	3	Horizontal	33	1.87	-	57.38	31.70	7.09	34.07
PK	5.7598G	115.48	Inf	-Inf	5.06	3	Horizontal	33	1.87	-	110.42	31.98	7.16	34.08
PK	5.9326G	59.23	68.20	-8.97	5.48	3	Horizontal	33	1.87	-	53.75	32.40	7.16	34.08

802.11ax HEW40-BF_Nss1,(MCS0)_2TX

5755MHz_TX

17/02/2020

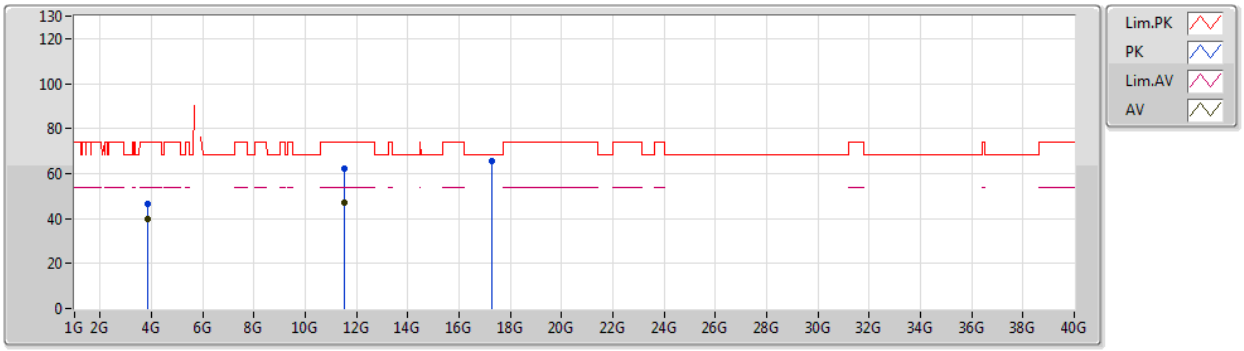

Type	Freq	Level	Limit	Margin	Factor	Dist	Condition	Azimuth	Height	Comment	Raw	AF	CL	PA
	(Hz)	(dBuV/m)	(dBuV/m)	(dB)	(dB)	(m)		(°)	(m)		(dBuV)	(dB)	(dB)	(dB)
AV	3.83673G	39.82	54.00	-14.18	1.42	3	Vertical	17	1.90	-	38.40	29.41	6.01	34.00
AV	11.5071G	47.17	54.00	-6.83	15.25	3	Vertical	345	1.23	-	31.92	39.54	9.90	34.19
PK	3.83654G	46.76	74.00	-27.24	1.42	3	Vertical	17	1.90	-	45.34	29.41	6.01	34.00
PK	11.5102G	62.15	74.00	-11.85	15.26	3	Vertical	345	1.23	-	46.89	39.54	9.91	34.19
PK	17.2586G	65.39	68.20	-2.81	20.24	3	Vertical	329	1.55	-	45.15	41.98	11.74	33.48

802.11ax HEW40-BF_Nss1,(MCS0)_2TX

5755MHz_TX

17/02/2020

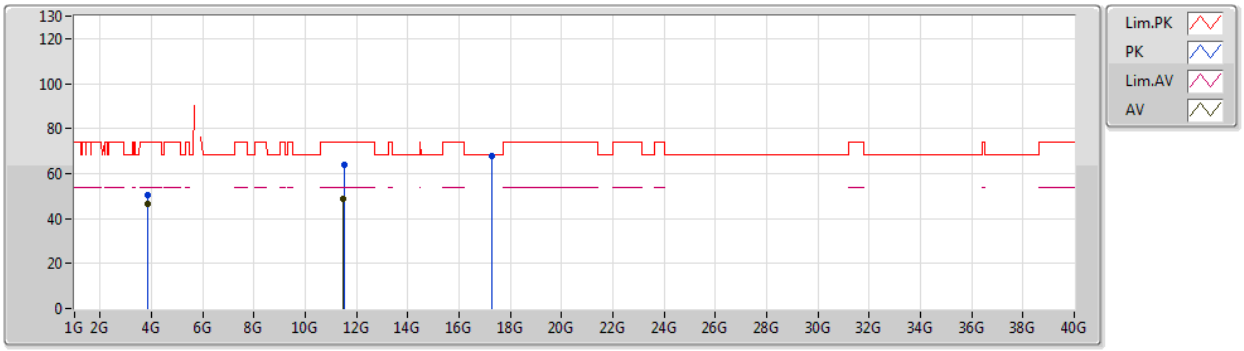

Type	Freq	Level	Limit	Margin	Factor	Dist	Condition	Azimuth	Height	Comment	Raw	AF	CL	PA
	(Hz)	(dBuV/m)	(dBuV/m)	(dB)	(dB)	(m)		(°)	(m)		(dBuV)	(dB)	(dB)	(dB)
AV	3.83669G	46.37	54.00	-7.63	1.42	3	Horizontal	354	1.22	-	44.95	29.41	6.01	34.00
AV	11.4907G	49.03	54.00	-4.97	15.26	3	Horizontal	34	1.50	-	33.77	39.56	9.89	34.19
PK	3.83672G	50.31	74.00	-23.69	1.42	3	Horizontal	354	1.22	-	48.89	29.41	6.01	34.00
PK	11.5171G	63.79	74.00	-10.21	15.25	3	Horizontal	34	1.50	-	48.54	39.53	9.91	34.19
PK	17.2561G	67.80	68.20	-0.40	20.22	3	Horizontal	333	1.50	-	47.58	41.97	11.73	33.48

802.11ax HEW40-BF_Nss1,(MCS0)_2TX

5795MHz_TX

17/02/2020

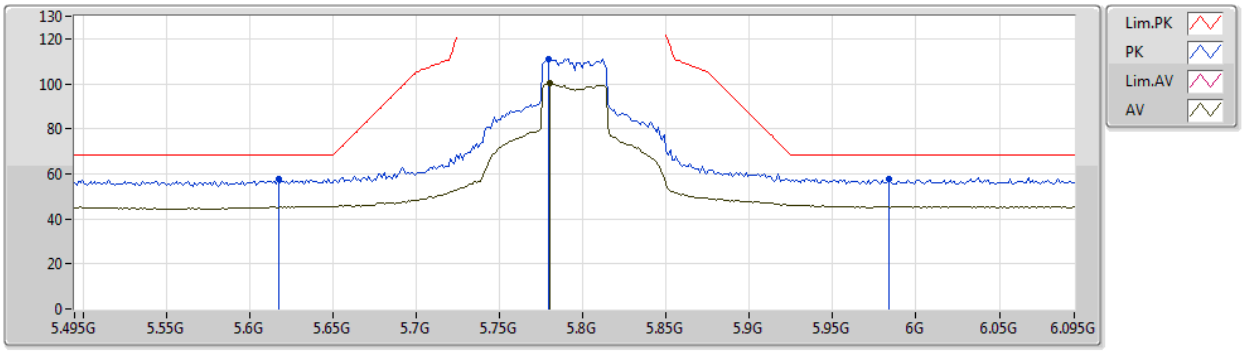

Type	Freq	Level	Limit	Margin	Factor	Dist	Condition	Azimuth	Height	Comment	Raw	AF	CL	PA
	(Hz)	(dBuV/m)	(dBuV/m)	(dB)	(dB)	(m)		(°)	(m)		(dBuV)	(dB)	(dB)	(dB)
AV	5.7806G	100.14	Inf	-Inf	5.13	3	Vertical	41	3.00	-	95.01	32.04	7.17	34.08
PK	5.6174G	57.75	68.20	-10.45	4.63	3	Vertical	41	3.00	-	53.12	31.63	7.07	34.07
PK	5.7794G	111.22	Inf	-Inf	5.13	3	Vertical	41	3.00	-	106.09	32.04	7.17	34.08
PK	5.9834G	57.66	68.20	-10.54	5.47	3	Vertical	41	3.00	-	52.19	32.40	7.15	34.08

802.11ax HEW40-BF_Nss1,(MCS0)_2TX

5795MHz_TX

17/02/2020

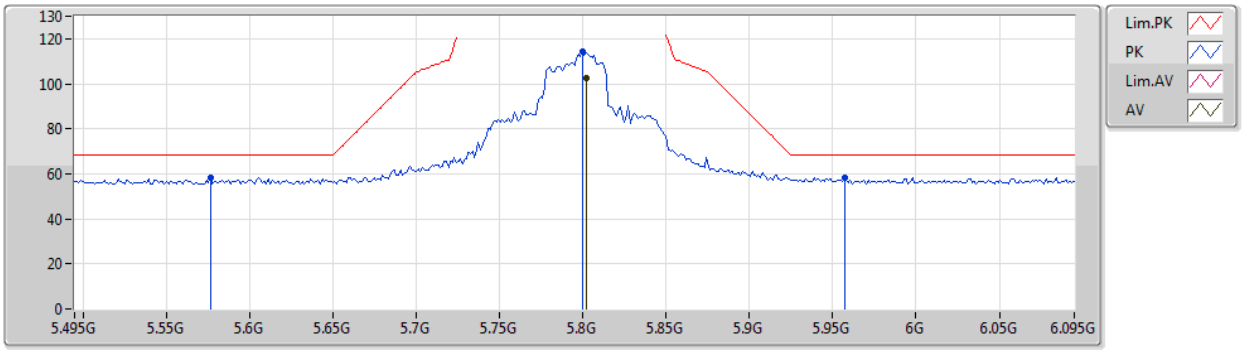

Type	Freq	Level	Limit	Margin	Factor	Dist	Condition	Azimuth	Height	Comment	Raw	AF	CL	PA
	(Hz)	(dBuV/m)	(dBuV/m)	(dB)	(dB)	(m)		(°)	(m)		(dBuV)	(dB)	(dB)	(dB)
AV	5.8022G	102.57	Inf	-Inf	5.21	3	Horizontal	338	1.57	-	97.36	32.11	7.18	34.08
PK	5.5766G	58.05	68.20	-10.15	4.63	3	Horizontal	338	1.57	-	53.42	31.65	7.05	34.07
PK	5.7998G	114.53	Inf	-Inf	5.20	3	Horizontal	338	1.57	-	109.33	32.10	7.18	34.08
PK	5.957G	58.44	68.20	-9.76	5.47	3	Horizontal	338	1.57	-	52.97	32.40	7.15	34.08

802.11ax HEW40-BF_Nss1,(MCS0)_2TX

5795MHz_TX

17/02/2020

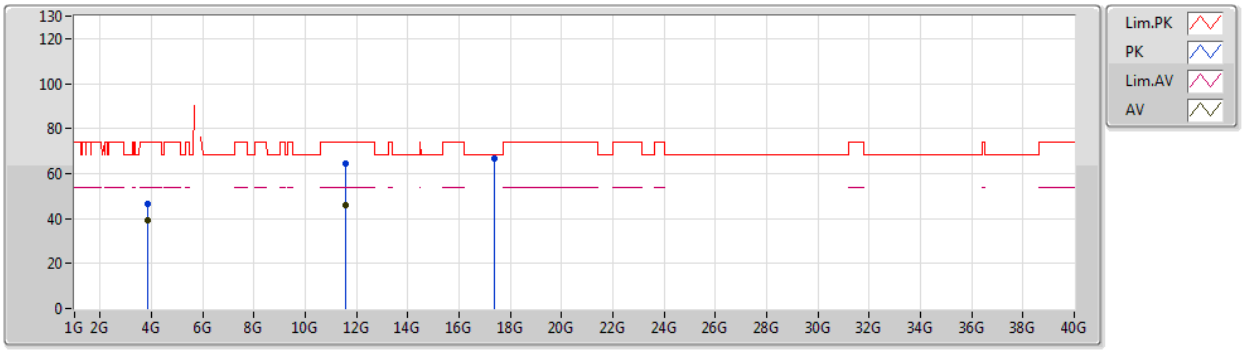

Type	Freq	Level	Limit	Margin	Factor	Dist	Condition	Azimuth	Height	Comment	Raw	AF	CL	PA
	(Hz)	(dBuV/m)	(dBuV/m)	(dB)	(dB)	(m)		(°)	(m)		(dBuV)	(dB)	(dB)	(dB)
AV	3.86336G	39.41	54.00	-14.59	1.52	3	Vertical	18	1.46	-	37.89	29.49	6.03	34.00
AV	11.59G	45.80	54.00	-8.20	15.19	3	Vertical	343	1.16	-	30.61	39.43	9.96	34.20
PK	3.86324G	46.73	74.00	-27.27	1.52	3	Vertical	18	1.46	-	45.21	29.49	6.03	34.00
PK	11.59G	64.24	74.00	-9.76	15.19	3	Vertical	343	1.16	-	49.05	39.43	9.96	34.20
PK	17.3973G	66.44	68.20	-1.76	21.27	3	Vertical	327	1.49	-	45.17	42.94	11.84	33.51

802.11ax HEW40-BF_Nss1,(MCS0)_2TX

5795MHz_TX

17/02/2020

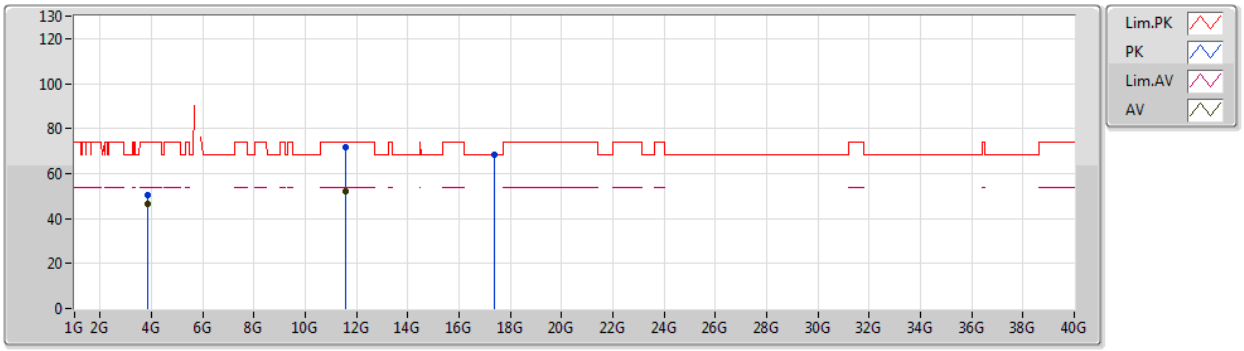

Type	Freq	Level	Limit	Margin	Factor	Dist	Condition	Azimuth	Height	Comment	Raw	AF	CL	PA
	(Hz)	(dBuV/m)	(dBuV/m)	(dB)	(dB)	(m)		(°)	(m)		(dBuV)	(dB)	(dB)	(dB)
AV	3.86337G	46.71	54.00	-7.29	1.52	3	Horizontal	139	1.95	-	45.19	29.49	6.03	34.00
AV	11.5894G	51.96	54.00	-2.04	15.19	3	Horizontal	38	2.12	-	36.77	39.43	9.96	34.20
PK	3.86335G	50.58	74.00	-23.42	1.52	3	Horizontal	139	1.95	-	49.06	29.49	6.03	34.00
PK	11.5901G	71.50	74.00	-2.50	15.19	3	Horizontal	38	2.12	-	56.31	39.43	9.96	34.20
PK	17.3875G	68.14	68.20	-0.06	21.19	3	Horizontal	333	1.50	-	46.95	42.87	11.83	33.51

802.11ax HEW80-BF_Nss1,(MCS0)_2TX

5210MHz_TX

18/02/2020

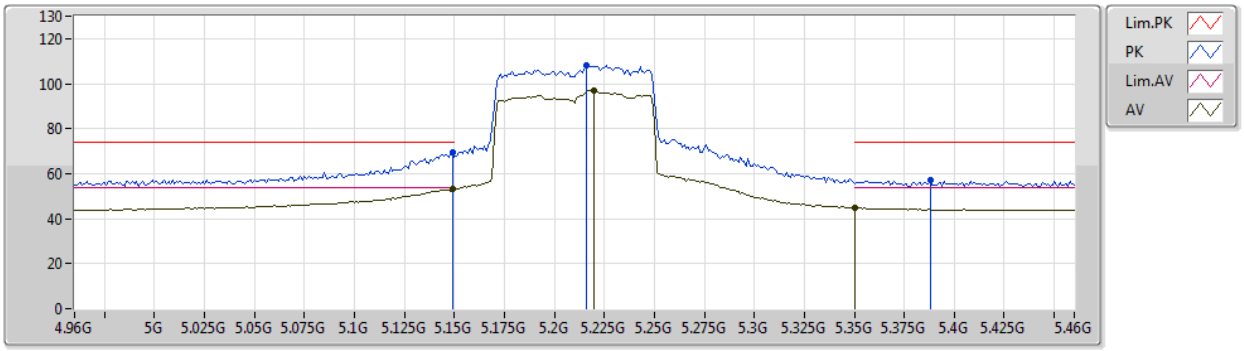

Type	Freq	Level	Limit	Margin	Factor	Dist	Condition	Azimuth	Height	Comment	Raw	AF	CL	PA
	(Hz)	(dBuV/m)	(dBuV/m)	(dB)	(dB)	(m)		(°)	(m)		(dBuV)	(dB)	(dB)	(dB)
AV	5.149G	53.18	54.00	-0.82	4.64	3	Vertical	34	2.31	-	48.54	31.80	6.89	34.05
AV	5.22G	97.03	Inf	-Inf	4.40	3	Vertical	34	2.31	-	92.63	31.52	6.93	34.05
AV	5.35G	44.76	54.00	-9.24	4.28	3	Vertical	34	2.31	-	40.48	31.35	6.99	34.06
PK	5.149G	69.25	74.00	-4.75	4.64	3	Vertical	34	2.31	-	64.61	31.80	6.89	34.05
PK	5.216G	107.95	Inf	-Inf	4.42	3	Vertical	34	2.31	-	103.53	31.54	6.93	34.05
PK	5.388G	56.94	74.00	-17.06	4.41	3	Vertical	34	2.31	-	52.53	31.46	7.01	34.06

802.11ax HEW80-BF_Nss1,(MCS0)_2TX

5210MHz_TX

18/02/2020

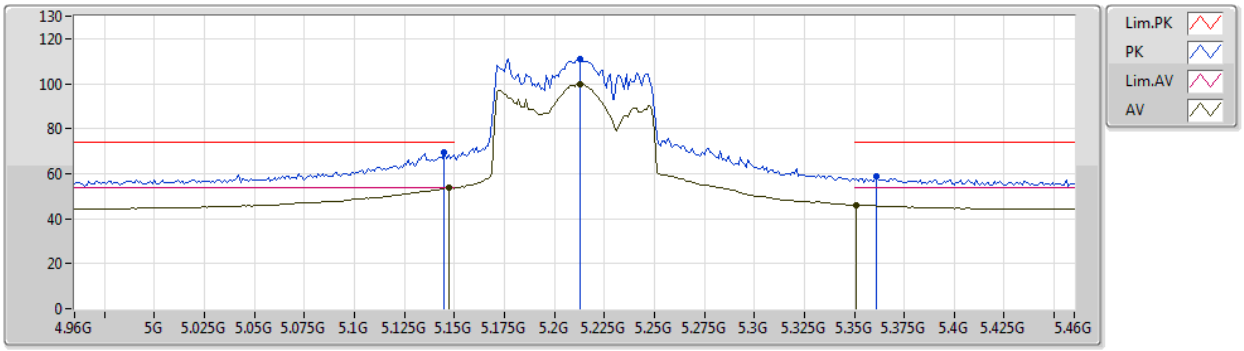

Type	Freq	Level	Limit	Margin	Factor	Dist	Condition	Azimuth	Height	Comment	Raw	AF	CL	PA
	(Hz)	(dBuV/m)	(dBuV/m)	(dB)	(dB)	(m)		(°)	(m)		(dBuV)	(dB)	(dB)	(dB)
AV	5.147G	53.76	54.00	-0.24	4.65	3	Horizontal	346	1.00	-	49.11	31.81	6.89	34.05
AV	5.213G	99.76	Inf	-Inf	4.43	3	Horizontal	346	1.00	-	95.33	31.55	6.93	34.05
AV	5.351G	46.10	54.00	-7.90	4.28	3	Horizontal	346	1.00	-	41.82	31.35	6.99	34.06
PK	5.145G	69.25	74.00	-4.75	4.66	3	Horizontal	346	1.00	-	64.59	31.82	6.89	34.05
PK	5.213G	110.94	Inf	-Inf	4.43	3	Horizontal	346	1.00	-	106.51	31.55	6.93	34.05
PK	5.361G	58.94	74.00	-15.06	4.32	3	Horizontal	346	1.00	-	54.62	31.38	7.00	34.06

802.11ax HEW80-BF_Nss1,(MCS0)_2TX

5210MHz_TX

18/02/2020

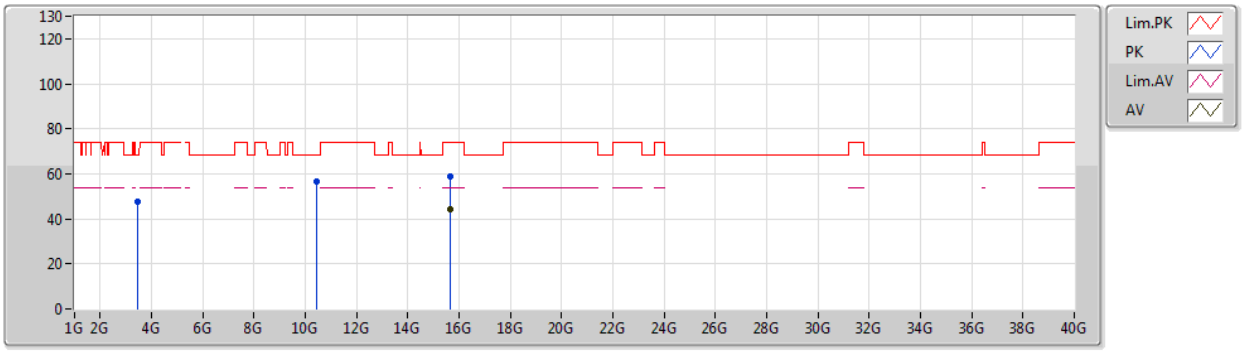

Type	Freq	Level	Limit	Margin	Factor	Dist	Condition	Azimuth	Height	Comment	Raw	AF	CL	PA
	(Hz)	(dBuV/m)	(dBuV/m)	(dB)	(dB)	(m)		(°)	(m)		(dBuV)	(dB)	(dB)	(dB)
AV	15.639G	44.47	54.00	-9.53	15.16	3	Vertical	75	1.50	-	29.31	38.62	10.65	34.11
PK	3.47336G	47.51	68.20	-20.69	0.29	3	Vertical	339	1.33	-	47.22	28.57	5.74	34.02
PK	10.427G	56.44	68.20	-11.76	14.14	3	Vertical	87	1.50	-	42.30	39.46	9.18	34.50
PK	15.675G	58.59	74.00	-15.41	15.03	3	Vertical	75	1.50	-	43.56	38.51	10.67	34.15

802.11ax HEW80-BF_Nss1,(MCS0)_2TX

5210MHz_TX

18/02/2020

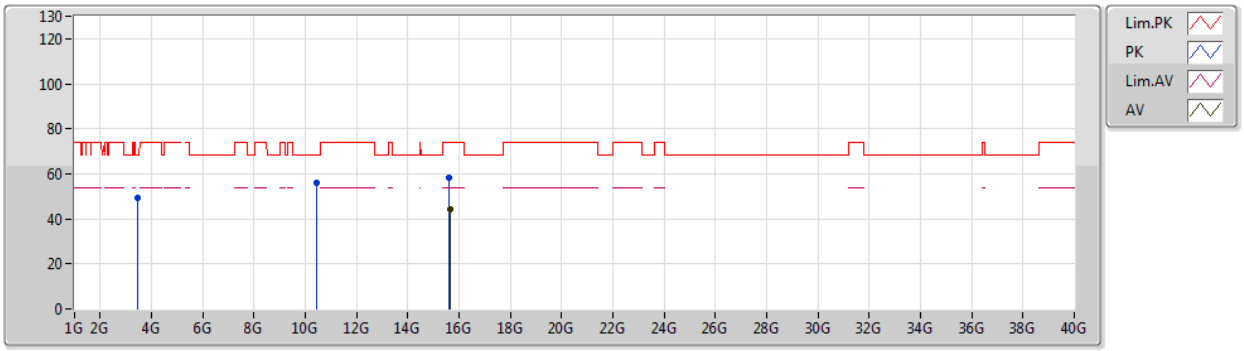

Type	Freq	Level	Limit	Margin	Factor	Dist	Condition	Azimuth	Height	Comment	Raw	AF	CL	PA
	(Hz)	(dBuV/m)	(dBuV/m)	(dB)	(dB)	(m)		(°)	(m)		(dBuV)	(dB)	(dB)	(dB)
AV	15.6498G	44.51	54.00	-9.49	15.13	3	Horizontal	264	1.50	-	29.38	38.59	10.66	34.12
PK	3.47328G	49.39	68.20	-18.81	0.29	3	Horizontal	351	2.39	-	49.10	28.57	5.74	34.02
PK	10.4264G	55.84	68.20	-12.36	14.13	3	Horizontal	46	1.50	-	41.71	39.45	9.18	34.50
PK	15.6022G	58.10	74.00	-15.90	15.30	3	Horizontal	264	1.50	-	42.80	38.73	10.64	34.07

802.11ax HEW80-BF_Nss1,(MCS0)_2TX

5290MHz_TX

18/02/2020

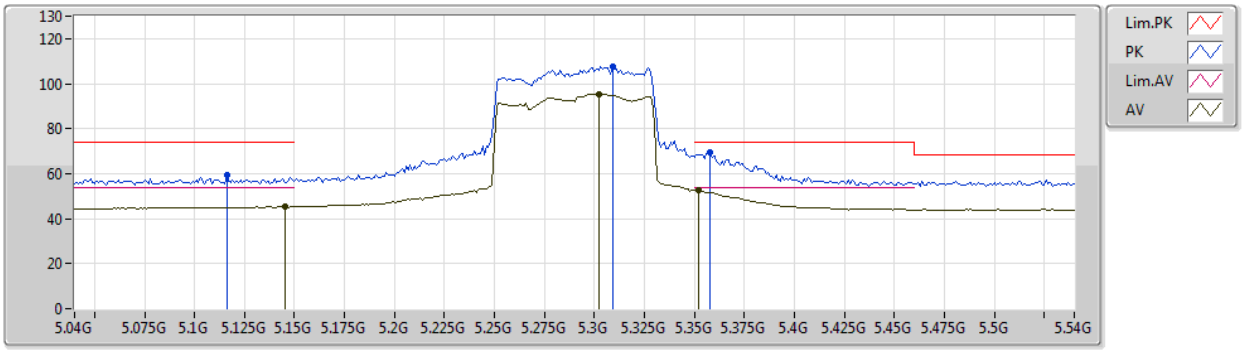

Type	Freq	Level	Limit	Margin	Factor	Dist	Condition	Azimuth	Height	Comment	Raw	AF	CL	PA
	(Hz)	(dBuV/m)	(dBuV/m)	(dB)	(dB)	(m)		(°)	(m)		(dBuV)	(dB)	(dB)	(dB)
AV	5.145G	45.27	54.00	-8.73	4.66	3	Vertical	309	1.00	-	40.61	31.82	6.89	34.05
AV	5.302G	95.44	Inf	-Inf	4.12	3	Vertical	309	1.00	-	91.32	31.21	6.97	34.06
AV	5.352G	52.62	54.00	-1.38	4.29	3	Vertical	309	1.00	-	48.33	31.36	6.99	34.06
PK	5.116G	59.21	74.00	-14.79	4.76	3	Vertical	309	1.00	-	54.45	31.94	6.87	34.05
PK	5.309G	107.82	Inf	-Inf	4.14	3	Vertical	309	1.00	-	103.68	31.23	6.97	34.06
PK	5.358G	69.30	74.00	-4.70	4.31	3	Vertical	309	1.00	-	64.99	31.37	7.00	34.06

802.11ax HEW80-BF_Nss1,(MCS0)_2TX

5290MHz_TX

18/02/2020

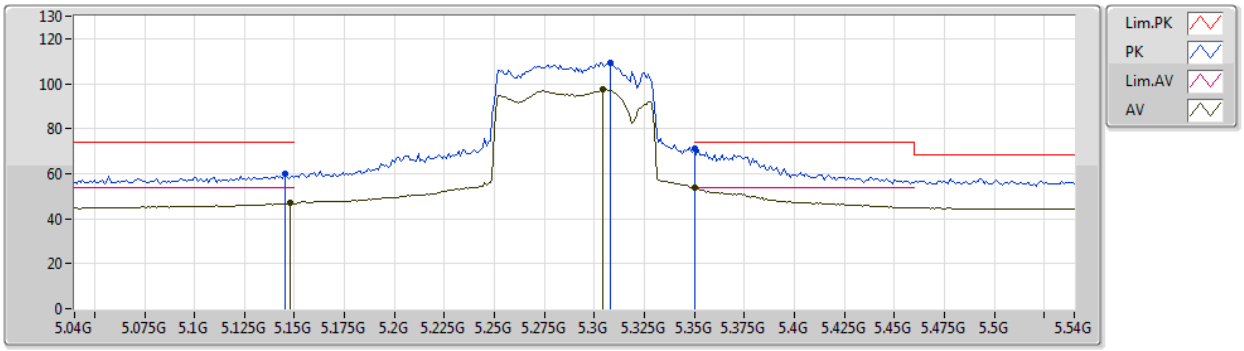

Type	Freq	Level	Limit	Margin	Factor	Dist	Condition	Azimuth	Height	Comment	Raw	AF	CL	PA
	(Hz)	(dBuV/m)	(dBuV/m)	(dB)	(dB)	(m)		(°)	(m)		(dBuV)	(dB)	(dB)	(dB)
AV	5.148G	46.85	54.00	-7.15	4.65	3	Horizontal	347	1.60	-	42.20	31.81	6.89	34.05
AV	5.304G	97.28	Inf	-Inf	4.12	3	Horizontal	347	1.60	-	93.16	31.21	6.97	34.06
AV	5.35G	53.93	54.00	-0.07	4.28	3	Horizontal	347	1.60	-	49.65	31.35	6.99	34.06
PK	5.145G	60.11	74.00	-13.89	4.66	3	Horizontal	347	1.60	-	55.45	31.82	6.89	34.05
PK	5.308G	109.44	Inf	-Inf	4.13	3	Horizontal	347	1.60	-	105.31	31.22	6.97	34.06
PK	5.35G	71.00	74.00	-3.00	4.28	3	Horizontal	347	1.60	-	66.72	31.35	6.99	34.06

802.11ax HEW80-BF_Nss1,(MCS0)_2TX

5290MHz_TX

18/02/2020

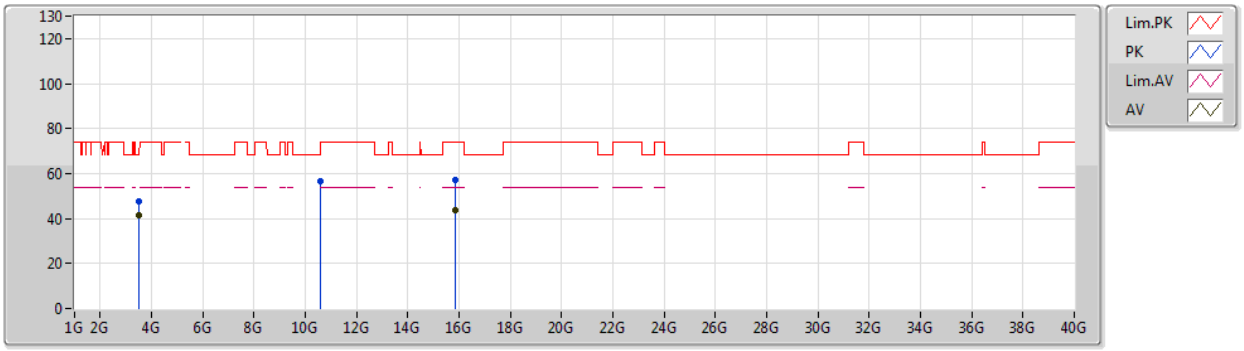

Type	Freq	Level	Limit	Margin	Factor	Dist	Condition	Azimuth	Height	Comment	Raw	AF	CL	PA
	(Hz)	(dBuV/m)	(dBuV/m)	(dB)	(dB)	(m)		(°)	(m)		(dBuV)	(dB)	(dB)	(dB)
AV	3.5267G	41.30	54.00	-12.70	0.56	3	Vertical	311	1.00	-	40.74	28.81	5.77	34.02
AV	15.8508G	43.57	54.00	-10.43	14.36	3	Vertical	76	2.88	-	29.21	37.96	10.73	34.33
PK	3.52681G	47.40	74.00	-26.60	0.56	3	Vertical	311	1.00	-	46.84	28.81	5.77	34.02
PK	10.5831G	56.70	68.20	-11.50	14.53	3	Vertical	38	1.50	-	42.17	39.66	9.28	34.41
PK	15.8549G	56.89	74.00	-17.11	14.35	3	Vertical	76	2.88	-	42.54	37.95	10.73	34.33

802.11ax HEW80-BF_Nss1,(MCS0)_2TX

5290MHz_TX

18/02/2020

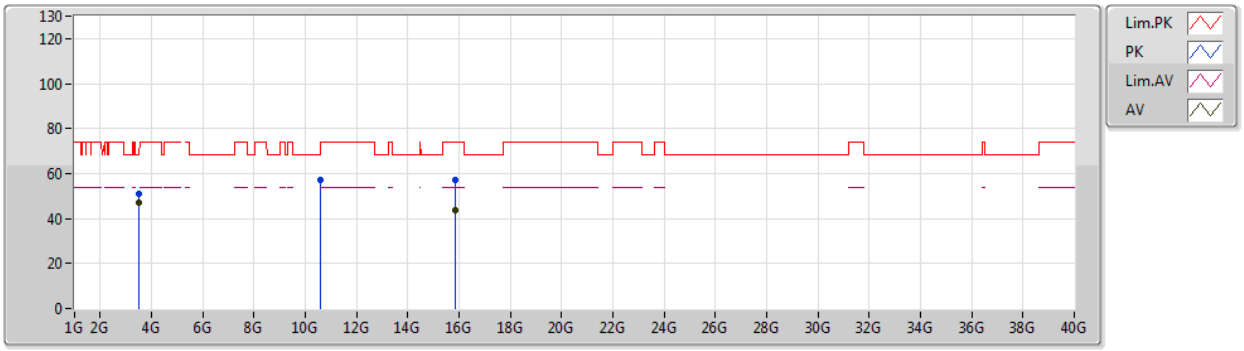

Type	Freq	Level	Limit	Margin	Factor	Dist	Condition	Azimuth	Height	Comment	Raw	AF	CL	PA
	(Hz)	(dBuV/m)	(dBuV/m)	(dB)	(dB)	(m)		(°)	(m)		(dBuV)	(dB)	(dB)	(dB)
AV	3.52671G	47.11	54.00	-6.89	0.56	3	Horizontal	353	2.08	-	46.55	28.81	5.77	34.02
AV	15.8559G	43.53	54.00	-10.47	14.35	3	Horizontal	357	1.50	-	29.18	37.95	10.73	34.33
PK	3.52665G	50.76	74.00	-23.24	0.56	3	Horizontal	353	2.08	-	50.20	28.81	5.77	34.02
PK	10.5798G	57.19	68.20	-11.01	14.52	3	Horizontal	34	2.46	-	42.67	39.65	9.28	34.41
PK	15.8551G	57.11	74.00	-16.89	14.35	3	Horizontal	357	1.50	-	42.76	37.95	10.73	34.33

802.11ax HEW80-BF_Nss1,(MCS0)_2TX

5530MHz_TX

18/02/2020

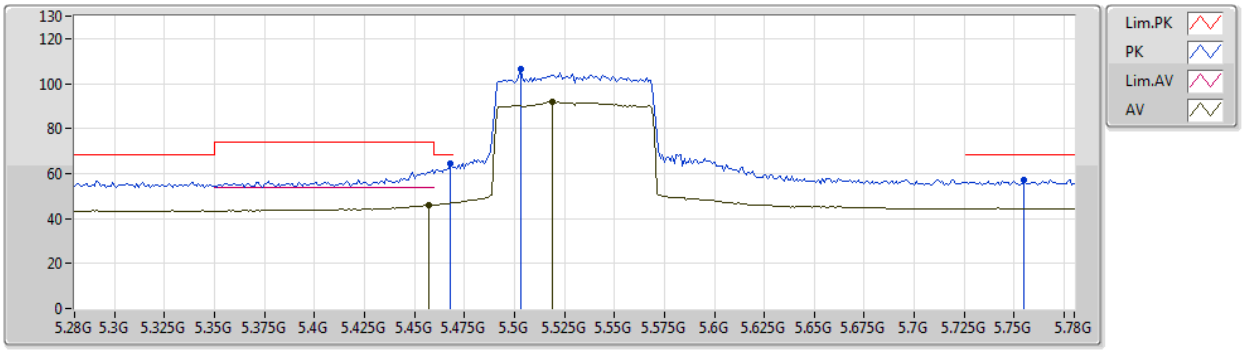

Type	Freq	Level	Limit	Margin	Factor	Dist	Condition	Azimuth	Height	Comment	Raw	AF	CL	PA
	(Hz)	(dBuV/m)	(dBuV/m)	(dB)	(dB)	(m)		(°)	(m)		(dBuV)	(dB)	(dB)	(dB)
AV	5.457G	45.91	54.00	-8.09	4.63	3	Vertical	33	2.03	-	41.28	31.67	7.03	34.07
AV	5.519G	91.79	Inf	-Inf	4.73	3	Vertical	33	2.03	-	87.06	31.76	7.04	34.07
PK	5.468G	64.28	68.20	-3.92	4.66	3	Vertical	33	2.03	-	59.62	31.70	7.03	34.07
PK	5.503G	106.63	Inf	-Inf	4.76	3	Vertical	33	2.03	-	101.87	31.79	7.04	34.07
PK	5.755G	57.26	68.20	-10.94	5.03	3	Vertical	33	2.03	-	52.23	31.96	7.15	34.08

802.11ax HEW80-BF_Nss1,(MCS0)_2TX

5530MHz_TX

18/02/2020

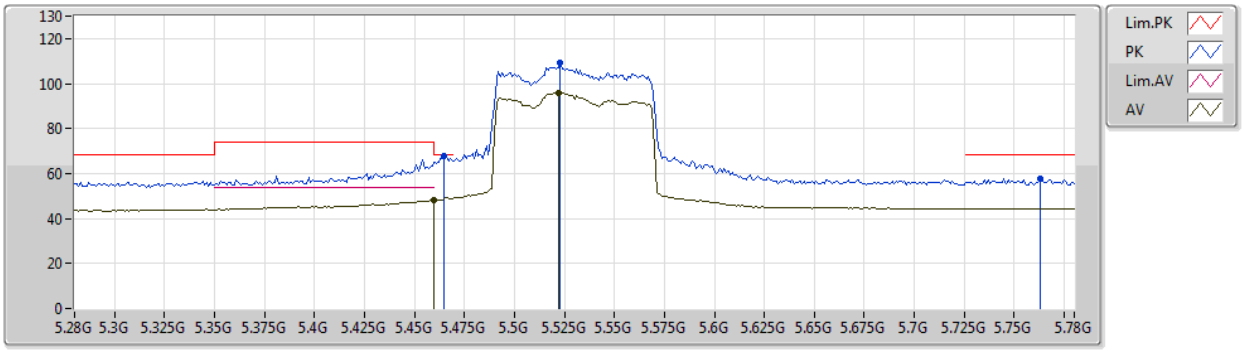

Type	Freq	Level	Limit	Margin	Factor	Dist	Condition	Azimuth	Height	Comment	Raw	AF	CL	PA
	(Hz)	(dBuV/m)	(dBuV/m)	(dB)	(dB)	(m)		(°)	(m)		(dBuV)	(dB)	(dB)	(dB)
AV	5.46G	48.26	54.00	-5.74	4.64	3	Horizontal	18	1.14	-	43.62	31.68	7.03	34.07
AV	5.522G	95.78	Inf	-Inf	4.73	3	Horizontal	18	1.14	-	91.05	31.76	7.04	34.07
PK	5.465G	67.81	68.20	-0.39	4.66	3	Horizontal	18	1.14	-	63.15	31.70	7.03	34.07
PK	5.523G	109.19	Inf	-Inf	4.72	3	Horizontal	18	1.14	-	104.47	31.75	7.04	34.07
PK	5.763G	57.54	68.20	-10.66	5.07	3	Horizontal	18	1.14	-	52.47	31.99	7.16	34.08

802.11ax HEW80-BF_Nss1,(MCS0)_2TX

5530MHz_TX

18/02/2020

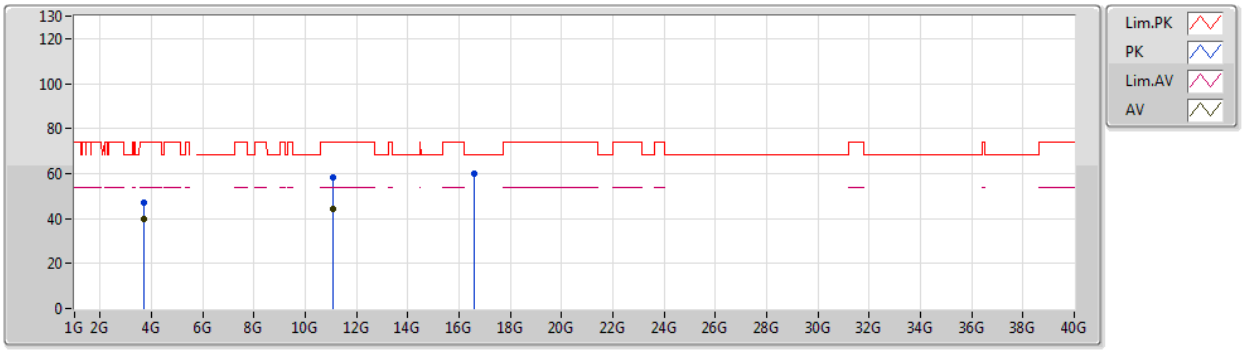

Type	Freq	Level	Limit	Margin	Factor	Dist	Condition	Azimuth	Height	Comment	Raw	AF	CL	PA
	(Hz)	(dBuV/m)	(dBuV/m)	(dB)	(dB)	(m)		(°)	(m)		(dBuV)	(dB)	(dB)	(dB)
AV	3.68676G	39.70	54.00	-14.30	1.06	3	Vertical	350	1.41	-	38.64	29.19	5.88	34.01
AV	11.07488G	44.20	54.00	-9.80	15.55	3	Vertical	42	1.50	-	28.65	40.10	9.61	34.16
PK	3.68656G	47.05	74.00	-26.95	1.06	3	Vertical	350	1.41	-	45.99	29.19	5.88	34.01
PK	11.07422G	58.02	74.00	-15.98	15.55	3	Vertical	42	1.50	-	42.47	40.10	9.61	34.16
PK	16.60494G	59.94	68.20	-8.26	16.53	3	Vertical	332	1.50	-	43.41	39.13	11.24	33.84

802.11ax HEW80-BF_Nss1,(MCS0)_2TX

5530MHz_TX

18/02/2020

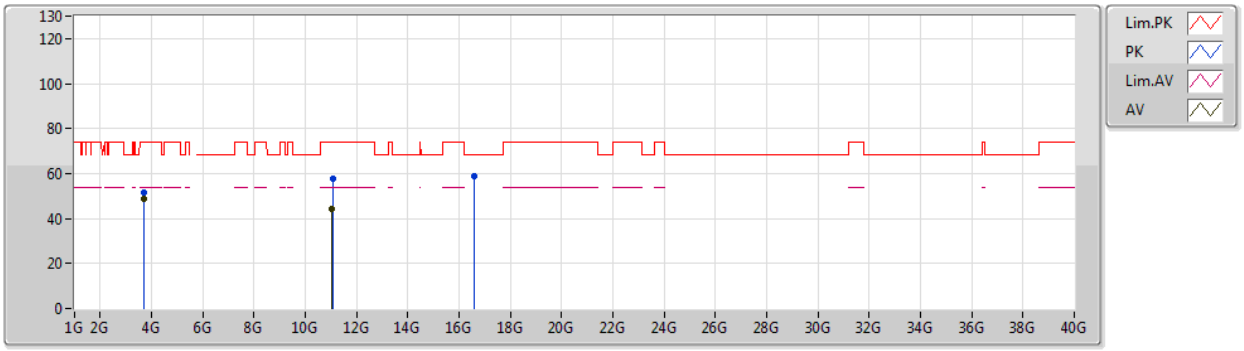

Type	Freq	Level	Limit	Margin	Factor	Dist	Condition	Azimuth	Height	Comment	Raw	AF	CL	PA
	(Hz)	(dBuV/m)	(dBuV/m)	(dB)	(dB)	(m)		(°)	(m)		(dBuV)	(dB)	(dB)	(dB)
AV	3.6867G	48.53	54.00	-5.47	1.06	3	Horizontal	350	0.00	-	47.47	29.19	5.88	34.01
AV	11.04722G	44.24	54.00	-9.76	15.57	3	Horizontal	143	1.50	-	28.67	40.14	9.59	34.16
PK	3.68664G	51.83	74.00	-22.17	1.06	3	Horizontal	350	0.00	-	50.77	29.19	5.88	34.01
PK	11.05946G	57.50	74.00	-16.50	15.56	3	Horizontal	143	1.50	-	41.94	40.12	9.60	34.16
PK	16.5984G	59.09	68.20	-9.11	16.50	3	Horizontal	284	1.50	-	42.59	39.12	11.23	33.85

802.11ax HEW80-BF_Nss1,(MCS0)_2TX

5610MHz_TX

18/02/2020

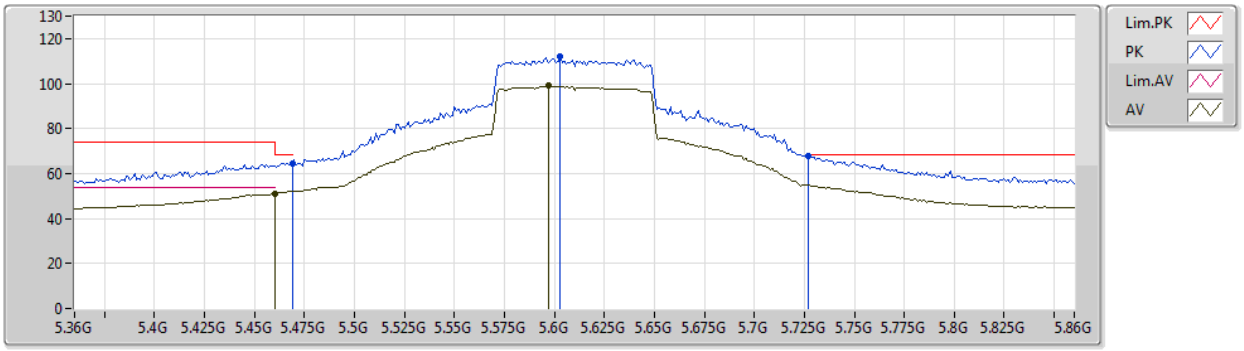

Type	Freq	Level	Limit	Margin	Factor	Dist	Condition	Azimuth	Height	Comment	Raw	AF	CL	PA
	(Hz)	(dBuV/m)	(dBuV/m)	(dB)	(dB)	(m)		(°)	(m)		(dBuV)	(dB)	(dB)	(dB)
AV	5.46G	51.21	54.00	-2.79	4.64	3	Vertical	33	2.08	-	46.57	31.68	7.03	34.07
AV	5.597G	98.95	Inf	-Inf	4.60	3	Vertical	33	2.08	-	94.35	31.61	7.06	34.07
PK	5.469G	64.57	68.20	-3.63	4.67	3	Vertical	33	2.08	-	59.90	31.71	7.03	34.07
PK	5.603G	111.85	Inf	-Inf	4.60	3	Vertical	33	2.08	-	107.25	31.61	7.06	34.07
PK	5.727G	67.93	68.20	-0.27	4.95	3	Vertical	33	2.08	-	62.98	31.88	7.14	34.07

802.11ax HEW80-BF_Nss1,(MCS0)_2TX

5610MHz_TX

18/02/2020

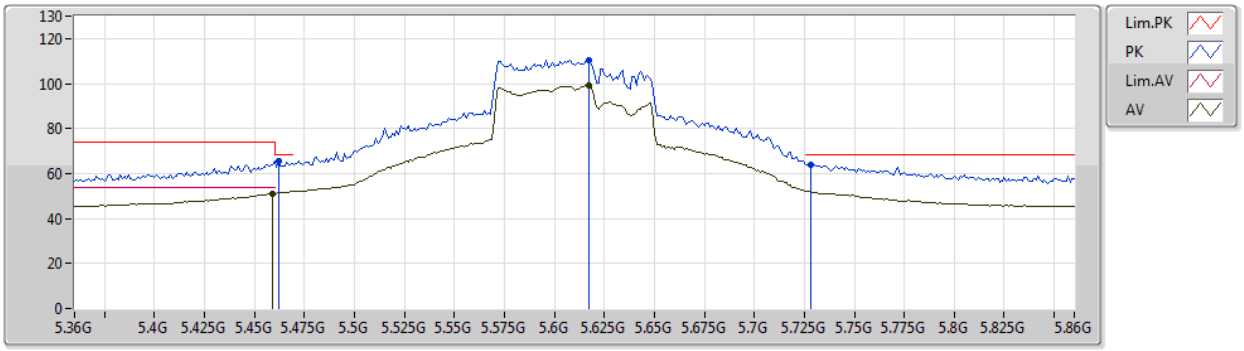

Type	Freq	Level	Limit	Margin	Factor	Dist	Condition	Azimuth	Height	Comment	Raw	AF	CL	PA
	(Hz)	(dBuV/m)	(dBuV/m)	(dB)	(dB)	(m)		(°)	(m)		(dBuV)	(dB)	(dB)	(dB)
AV	5.459G	51.12	54.00	-2.88	4.64	3	Horizontal	348	1.50	-	46.48	31.68	7.03	34.07
AV	5.617G	99.05	Inf	-Inf	4.63	3	Horizontal	348	1.50	-	94.42	31.63	7.07	34.07
PK	5.462G	65.49	68.20	-2.71	4.65	3	Horizontal	348	1.50	-	60.84	31.69	7.03	34.07
PK	5.617G	110.57	Inf	-Inf	4.63	3	Horizontal	348	1.50	-	105.94	31.63	7.07	34.07
PK	5.728G	64.09	68.20	-4.11	4.95	3	Horizontal	348	1.50	-	59.14	31.88	7.14	34.07

802.11ax HEW80-BF_Nss1,(MCS0)_2TX

5610MHz_TX

18/02/2020

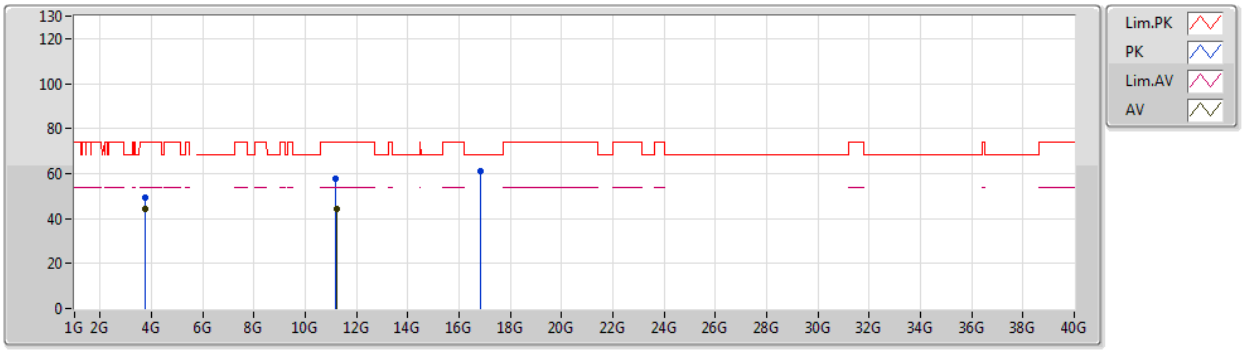

Type	Freq	Level	Limit	Margin	Factor	Dist	Condition	Azimuth	Height	Comment	Raw	AF	CL	PA
	(Hz)	(dBuV/m)	(dBuV/m)	(dB)	(dB)	(m)		(°)	(m)		(dBuV)	(dB)	(dB)	(dB)
AV	3.74004G	44.48	54.00	-9.52	1.16	3	Vertical	321	2.88	-	43.32	29.24	5.93	34.01
AV	11.2122G	44.50	54.00	-9.50	15.45	3	Vertical	19	2.52	-	29.05	39.92	9.70	34.17
PK	3.74001G	49.34	74.00	-24.66	1.16	3	Vertical	321	2.88	-	48.18	29.24	5.93	34.01
PK	11.188G	57.75	74.00	-16.25	15.48	3	Vertical	19	2.52	-	42.27	39.96	9.69	34.17
PK	16.8228G	61.05	68.20	-7.15	17.50	3	Vertical	326	1.56	-	43.55	39.72	11.40	33.62

802.11ax HEW80-BF_Nss1,(MCS0)_2TX

5610MHz_TX

18/02/2020

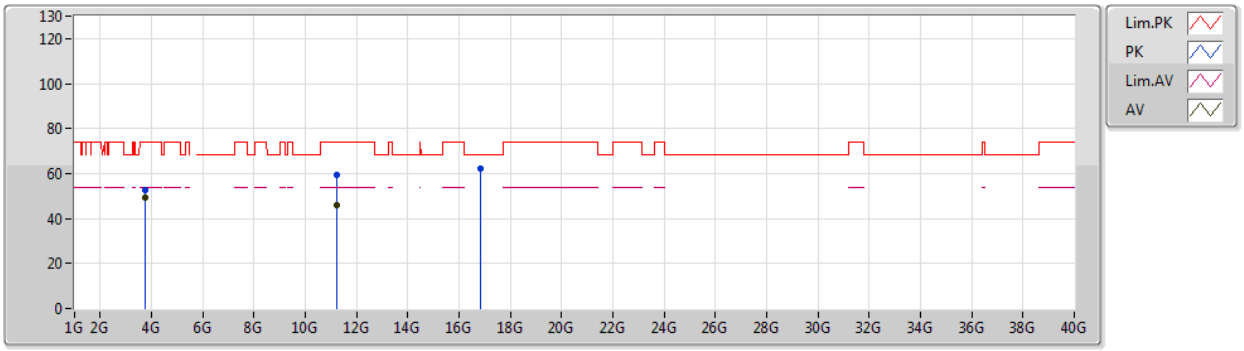

Type	Freq	Level	Limit	Margin	Factor	Dist	Condition	Azimuth	Height	Comment	Raw	AF	CL	PA
	(Hz)	(dBuV/m)	(dBuV/m)	(dB)	(dB)	(m)		(°)	(m)		(dBuV)	(dB)	(dB)	(dB)
AV	3.74004G	49.58	54.00	-4.42	1.16	3	Horizontal	344	2.21	-	48.42	29.24	5.93	34.01
AV	11.2278G	45.93	54.00	-8.07	15.45	3	Horizontal	2	1.37	-	30.48	39.90	9.72	34.17
PK	3.74003G	52.53	74.00	-21.47	1.16	3	Horizontal	344	2.21	-	51.37	29.24	5.93	34.01
PK	11.2358G	59.65	74.00	-14.35	15.44	3	Horizontal	2	1.37	-	44.21	39.89	9.72	34.17
PK	16.8388G	62.45	68.20	-5.75	17.58	3	Horizontal	347	1.46	-	44.87	39.76	11.42	33.60

802.11ax HEW80-BF_Nss1,(MCS0)_2TX

5690MHz Straddle 5.47-5.725GHz_TX

18/02/2020

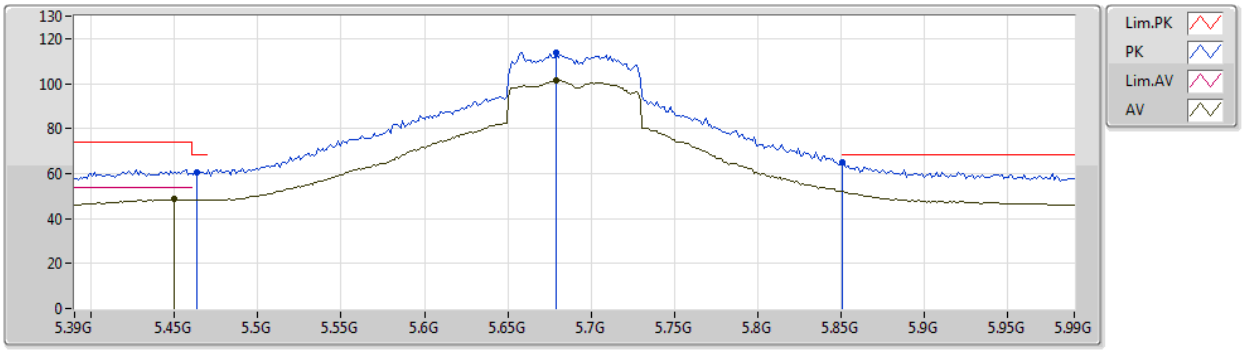

Type	Freq	Level	Limit	Margin	Factor	Dist	Condition	Azimuth	Height	Comment	Raw	AF	CL	PA
	(Hz)	(dBuV/m)	(dBuV/m)	(dB)	(dB)	(m)		(°)	(m)		(dBuV)	(dB)	(dB)	(dB)
AV	5.45G	48.52	54.00	-5.48	4.62	3	Vertical	42	2.93	-	43.90	31.65	7.03	34.06
AV	5.6792G	101.39	Inf	-Inf	4.80	3	Vertical	42	2.93	-	96.59	31.76	7.11	34.07
PK	5.4632G	60.74	68.20	-7.46	4.65	3	Vertical	42	2.93	-	56.09	31.69	7.03	34.07
PK	5.6792G	113.96	Inf	-Inf	4.80	3	Vertical	42	2.93	-	109.16	31.76	7.11	34.07
PK	5.8508G	64.96	68.20	-3.24	5.34	3	Vertical	42	2.93	-	59.62	32.25	7.17	34.08

802.11ax HEW80-BF_Nss1,(MCS0)_2TX

5690MHz Straddle 5.47-5.725GHz_TX

18/02/2020

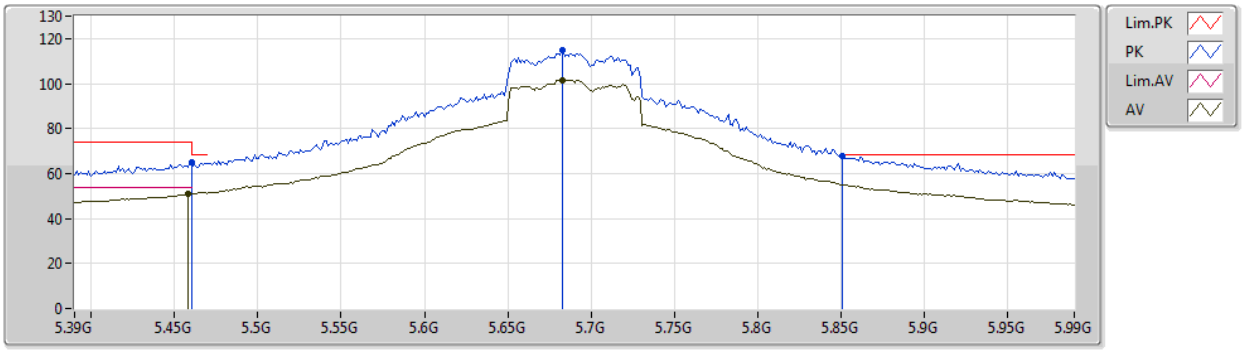

Type	Freq	Level	Limit	Margin	Factor	Dist	Condition	Azimuth	Height	Comment	Raw	AF	CL	PA
	(Hz)	(dBuV/m)	(dBuV/m)	(dB)	(dB)	(m)		(°)	(m)		(dBuV)	(dB)	(dB)	(dB)
AV	5.4584G	51.07	54.00	-2.93	4.64	3	Horizontal	25	1.50	-	46.43	31.68	7.03	34.07
AV	5.6828G	101.59	Inf	-Inf	4.81	3	Horizontal	25	1.50	-	96.78	31.77	7.11	34.07
PK	5.46G	64.88	68.20	-3.32	4.64	3	Horizontal	25	1.50	-	60.24	31.68	7.03	34.07
PK	5.6828G	114.60	Inf	-Inf	4.81	3	Horizontal	25	1.50	-	109.79	31.77	7.11	34.07
PK	5.8508G	67.93	68.20	-0.27	5.34	3	Horizontal	25	1.50	-	62.59	32.25	7.17	34.08

802.11ax HEW80-BF_Nss1,(MCS0)_2TX

5690MHz Straddle 5.47-5.725GHz_TX

18/02/2020

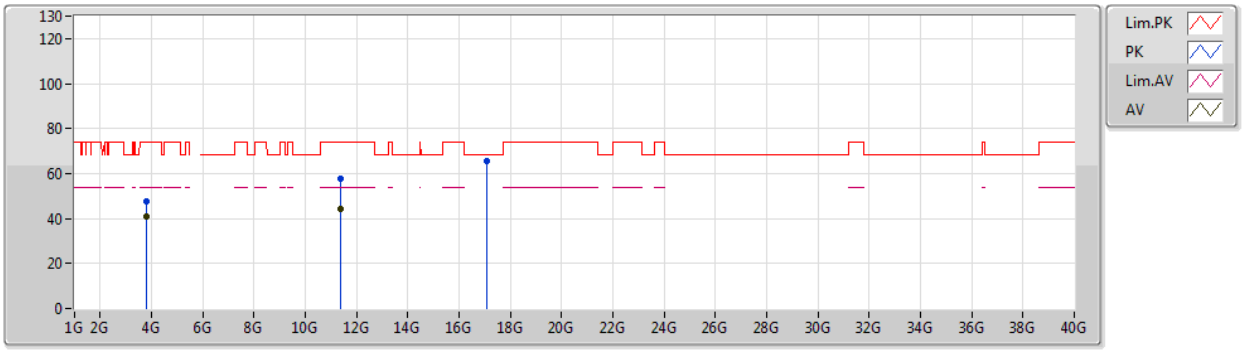

Type	Freq	Level	Limit	Margin	Factor	Dist	Condition	Azimuth	Height	Comment	Raw	AF	CL	PA
	(Hz)	(dBuV/m)	(dBuV/m)	(dB)	(dB)	(m)		(°)	(m)		(dBuV)	(dB)	(dB)	(dB)
AV	3.79334G	40.83	54.00	-13.17	1.26	3	Vertical	18	1.91	-	39.57	29.29	5.97	34.00
AV	11.3722G	44.14	54.00	-9.86	15.35	3	Vertical	331	1.49	-	28.79	39.72	9.81	34.18
PK	3.79338G	47.44	74.00	-26.56	1.26	3	Vertical	18	1.91	-	46.18	29.29	5.97	34.00
PK	11.3682G	57.57	74.00	-16.43	15.35	3	Vertical	331	1.49	-	42.22	39.72	9.81	34.18
PK	17.0803G	65.39	68.20	-2.81	18.90	3	Vertical	324	1.32	-	46.49	40.75	11.60	33.45

802.11ax HEW80-BF_Nss1,(MCS0)_2TX

5690MHz Straddle 5.47-5.725GHz_TX

18/02/2020

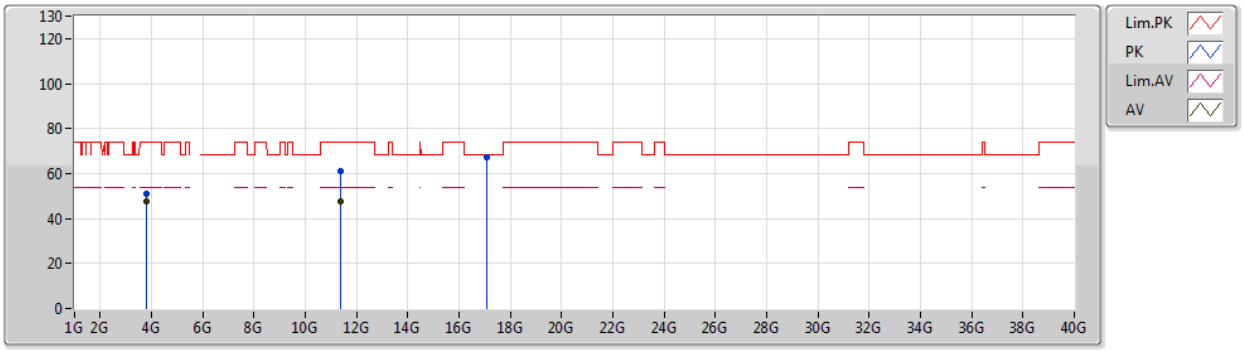

Type	Freq	Level	Limit	Margin	Factor	Dist	Condition	Azimuth	Height	Comment	Raw	AF	CL	PA
	(Hz)	(dBuV/m)	(dBuV/m)	(dB)	(dB)	(m)		(°)	(m)		(dBuV)	(dB)	(dB)	(dB)
AV	3.79334G	47.60	54.00	-6.40	1.26	3	Horizontal	344	1.99	-	46.34	29.29	5.97	34.00
AV	11.3828G	47.61	54.00	-6.39	15.34	3	Horizontal	75	1.57	-	32.27	39.70	9.82	34.18
PK	3.79324G	51.15	74.00	-22.85	1.26	3	Horizontal	344	1.99	-	49.89	29.29	5.97	34.00
PK	11.3824G	60.99	74.00	-13.01	15.34	3	Horizontal	75	1.57	-	45.65	39.70	9.82	34.18
PK	17.0913G	67.05	68.20	-1.15	18.99	3	Horizontal	352	1.50	-	48.06	40.83	11.61	33.45

802.11ax HEW80-BF_Nss1,(MCS0)_2TX

5775MHz_TX

18/02/2020

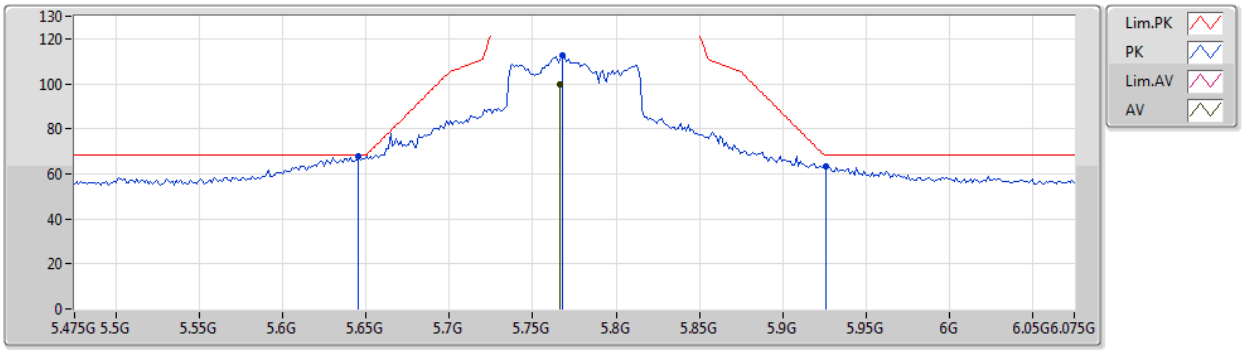

Type	Freq	Level	Limit	Margin	Factor	Dist	Condition	Azimuth	Height	Comment	Raw	AF	CL	PA
	(Hz)	(dBuV/m)	(dBuV/m)	(dB)	(dB)	(m)		(°)	(m)		(dBuV)	(dB)	(dB)	(dB)
AV	5.7666G	100.01	Inf	-Inf	5.08	3	Vertical	39	3.00	-	94.93	32.00	7.16	34.08
PK	5.6454G	67.95	68.20	-0.25	4.71	3	Vertical	39	3.00	-	63.24	31.69	7.09	34.07
PK	5.7678G	112.58	Inf	-Inf	5.08	3	Vertical	39	3.00	-	107.50	32.00	7.16	34.08
PK	5.9262G	63.32	68.20	-4.88	5.48	3	Vertical	39	3.00	-	57.84	32.40	7.16	34.08

802.11ax HEW80-BF_Nss1,(MCS0)_2TX

5775MHz_TX

18/02/2020

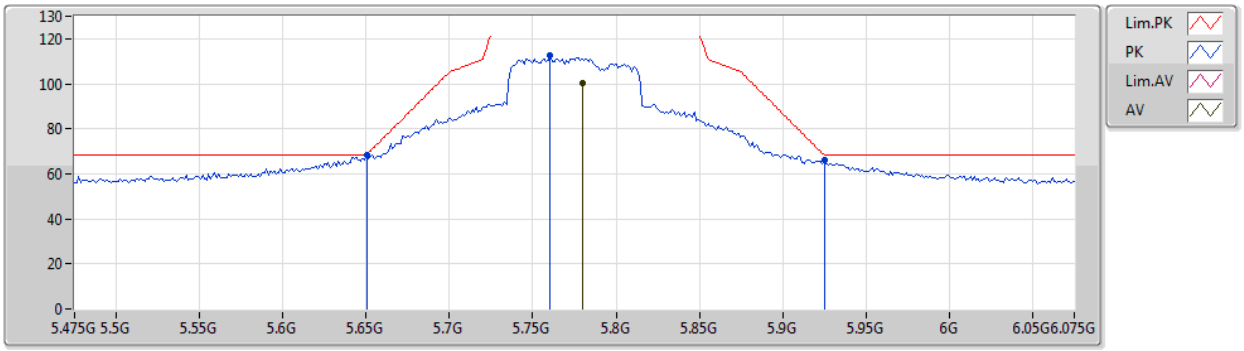

Type	Freq	Level	Limit	Margin	Factor	Dist	Condition	Azimuth	Height	Comment	Raw	AF	CL	PA
	(Hz)	(dBuV/m)	(dBuV/m)	(dB)	(dB)	(m)		(°)	(m)		(dBuV)	(dB)	(dB)	(dB)
AV	5.7798G	100.19	Inf	-Inf	5.13	3	Horizontal	18	1.50	-	95.06	32.04	7.17	34.08
PK	5.6502G	68.19	68.35	-0.16	4.72	3	Horizontal	18	1.50	-	63.47	31.70	7.09	34.07
PK	5.7606G	112.79	Inf	-Inf	5.06	3	Horizontal	18	1.50	-	107.73	31.98	7.16	34.08
PK	5.925G	66.16	68.20	-2.04	5.48	3	Horizontal	18	1.50	-	60.68	32.40	7.16	34.08

802.11ax HEW80-BF_Nss1,(MCS0)_2TX

5775MHz_TX

18/02/2020

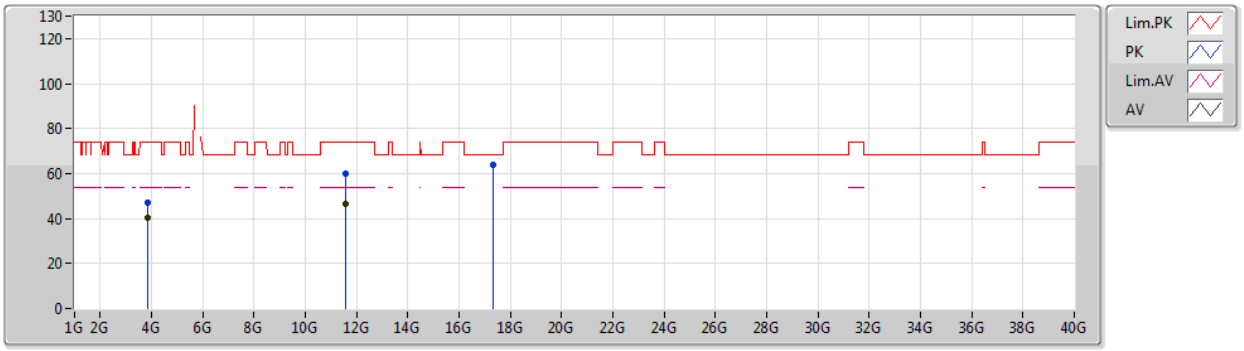

Type	Freq	Level	Limit	Margin	Factor	Dist	Condition	Azimuth	Height	Comment	Raw	AF	CL	PA
	(Hz)	(dBuV/m)	(dBuV/m)	(dB)	(dB)	(m)		(°)	(m)		(dBuV)	(dB)	(dB)	(dB)
AV	3.85004G	40.35	54.00	-13.65	1.47	3	Vertical	17	1.85	-	38.88	29.45	6.02	34.00
AV	11.5946G	46.77	54.00	-7.23	15.19	3	Vertical	55	2.97	-	31.58	39.43	9.96	34.20
PK	3.8499G	47.28	74.00	-26.72	1.47	3	Vertical	17	1.85	-	45.81	29.45	6.02	34.00
PK	11.5962G	60.04	74.00	-13.96	15.18	3	Vertical	55	2.97	-	44.86	39.42	9.96	34.20
PK	17.3402G	63.95	68.20	-4.25	20.85	3	Vertical	327	1.50	-	43.10	42.55	11.80	33.50

802.11ax HEW80-BF_Nss1,(MCS0)_2TX

5775MHz_TX

18/02/2020

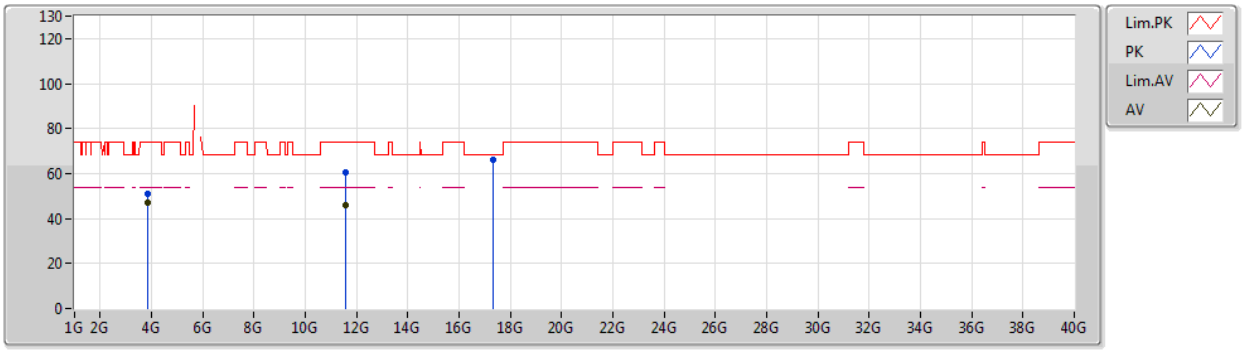

Type	Freq	Level	Limit	Margin	Factor	Dist	Condition	Azimuth	Height	Comment	Raw	AF	CL	PA
	(Hz)	(dBuV/m)	(dBuV/m)	(dB)	(dB)	(m)		(°)	(m)		(dBuV)	(dB)	(dB)	(dB)
AV	3.85006G	47.31	54.00	-6.69	1.47	3	Horizontal	357	1.00	-	45.84	29.45	6.02	34.00
AV	11.5642G	46.10	54.00	-7.90	15.22	3	Horizontal	31	1.50	-	30.88	39.47	9.94	34.19
PK	3.84997G	50.84	74.00	-23.16	1.47	3	Horizontal	357	1.00	-	49.37	29.45	6.02	34.00
PK	11.5688G	60.42	74.00	-13.58	15.21	3	Horizontal	31	1.50	-	45.21	39.46	9.94	34.19
PK	17.3334G	66.16	68.20	-2.04	20.79	3	Horizontal	331	1.50	-	45.37	42.50	11.79	33.50

Summary

Mode	Result	Type	Freq (Hz)	Level (dBuV/m)	Limit (dBuV/m)	Margin (dB)	Dist (m)	Condition	Azimuth (°)	Height (m)	Comments
5.725-5.85GHz	-	-	-	-	-	-	-	-	-	-	-
802.11ax HEW80-BF_Nss1,(MCS0)_2TX	Pass	PK	37.76M	36.62	40.00	-3.38	3	Horizontal	360	1.00	-

Result

Mode	Result	Type	Freq (Hz)	Level (dBuV/m)	Limit (dBuV/m)	Margin (dB)	Dist (m)	Condition	Azimuth (°)	Height (m)	Comments
802.11ax HEW80-BF_Nss1,(MCS0)_2TX	-	-	-	-	-	-	-	-	-	-	-
5775MHz	Pass	PK	90.14M	31.79	43.50	-11.71	3	Vertical	0	1.00	-
5775MHz	Pass	PK	152.22M	29.75	43.50	-13.75	3	Vertical	0	1.00	-
5775MHz	Pass	PK	499.48M	41.45	46.00	-4.55	3	Vertical	0	1.00	-
5775MHz	Pass	PK	625.58M	37.43	46.00	-8.57	3	Vertical	0	1.00	-
5775MHz	Pass	PK	738.1M	36.70	46.00	-9.30	3	Vertical	0	1.00	-
5775MHz	Pass	QP	49.4M	32.30	40.00	-7.70	3	Vertical	0	1.00	-
5775MHz	Pass	PK	37.76M	36.62	40.00	-3.38	3	Horizontal	360	1.00	-
5775MHz	Pass	PK	90.14M	29.97	43.50	-13.53	3	Horizontal	360	1.00	-
5775MHz	Pass	PK	125.06M	29.58	43.50	-13.92	3	Horizontal	360	1.00	-
5775MHz	Pass	PK	499.48M	36.40	46.00	-9.60	3	Horizontal	360	1.00	-
5775MHz	Pass	PK	625.58M	35.18	46.00	-10.82	3	Horizontal	360	1.00	-
5775MHz	Pass	PK	751.68M	35.39	46.00	-10.61	3	Horizontal	360	1.00	-

802.11ax HEW80-BF_Nss1,(MCS0)_2TX

5775MHz_POE

22/02/2020

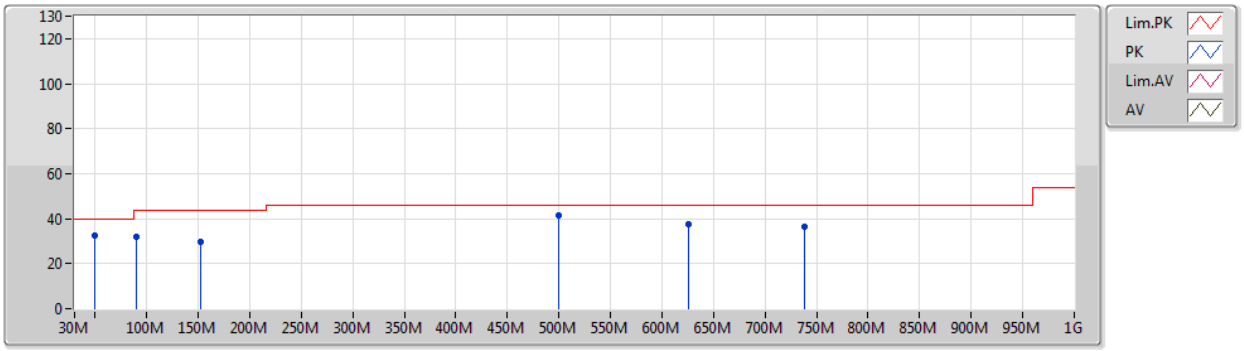

Type	Freq	Level	Limit	Margin	Factor	Dist	Condition	Azimuth	Height	Comment	Raw	AF	CL	PA
	(Hz)	(dBuV/m)	(dBuV/m)	(dB)	(dB)	(m)		(°)	(m)		(dBuV)	(dB)	(dB)	(dB)
PK	90.14M	31.79	43.50	-11.71	-12.38	3	Vertical	0	1.00	-	44.17	13.98	1.39	27.75
PK	152.22M	29.75	43.50	-13.75	-10.31	3	Vertical	0	1.00	-	40.06	15.45	1.86	27.62
PK	499.48M	41.45	46.00	-4.55	-2.39	3	Vertical	0	1.00	-	43.84	22.71	3.31	28.41
PK	625.58M	37.43	46.00	-8.57	-0.67	3	Vertical	0	1.00	-	38.10	24.12	3.74	28.53
PK	738.1M	36.70	46.00	-9.30	0.50	3	Vertical	0	1.00	-	36.20	24.74	4.11	28.35
QP	49.4M	32.30	40.00	-7.70	-13.46	3	Vertical	0	1.00	-	45.76	13.40	0.83	27.69

802.11ax HEW80-BF_Nss1,(MCS0)_2TX

5775MHz_POE

22/02/2020

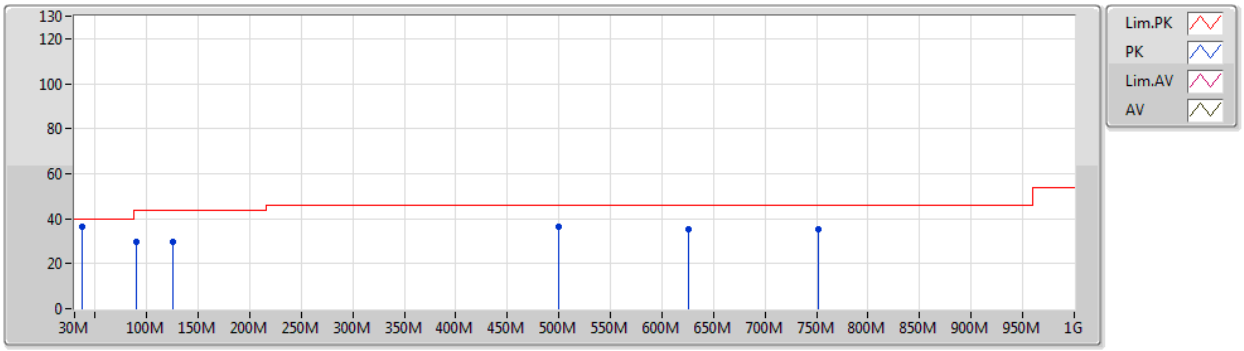

Type	Freq	Level	Limit	Margin	Factor	Dist	Condition	Azimuth	Height	Comment	Raw	AF	CL	PA
	(Hz)	(dBuV/m)	(dBuV/m)	(dB)	(dB)	(m)		(°)	(m)		(dBuV)	(dB)	(dB)	(dB)
PK	37.76M	36.62	40.00	-3.38	-8.72	3	Horizontal	360	1.00	-	45.34	18.39	0.57	27.68
PK	90.14M	29.97	43.50	-13.53	-12.38	3	Horizontal	360	1.00	-	42.35	13.98	1.39	27.75
PK	125.06M	29.58	43.50	-13.92	-8.92	3	Horizontal	360	1.00	-	38.50	17.11	1.68	27.71
PK	499.48M	36.40	46.00	-9.60	-2.39	3	Horizontal	360	1.00	-	38.79	22.71	3.31	28.41
PK	625.58M	35.18	46.00	-10.82	-0.67	3	Horizontal	360	1.00	-	35.85	24.12	3.74	28.53
PK	751.68M	35.39	46.00	-10.61	0.58	3	Horizontal	360	1.00	-	34.81	24.79	4.12	28.33

Summary

Mode	Result	Type	Freq (Hz)	Level (dBuV/m)	Limit (dBuV/m)	Margin (dB)	Dist (m)	Condition	Azimuth (°)	Height (m)	Comments
5.15-5.25GHz	-	-	-	-	-	-	-	-	-	-	-
802.11ax HEW20-BF_Nss1,(MCS0)_2TX	Pass	AV	5.15G	53.27	54.00	-0.73	3	Horizontal	63	2.25	-
802.11ax HEW40-BF_Nss1,(MCS0)_2TX	Pass	AV	5.15G	53.68	54.00	-0.32	3	Horizontal	54	2.64	-
802.11ax HEW80-BF_Nss1,(MCS0)_2TX	Pass	AV	5.149G	53.72	54.00	-0.28	3	Horizontal	60	2.51	-
5.25-5.35GHz	-	-	-	-	-	-	-	-	-	-	-
802.11ax HEW20-BF_Nss1,(MCS0)_2TX	Pass	AV	5.3506G	53.39	54.00	-0.61	3	Horizontal	62	1.63	-
802.11ax HEW40-BF_Nss1,(MCS0)_2TX	Pass	AV	5.3508G	53.85	54.00	-0.15	3	Vertical	24	1.10	-
802.11ax HEW80-BF_Nss1,(MCS0)_2TX	Pass	AV	5.351G	53.80	54.00	-0.20	3	Vertical	23	1.43	-
5.47-5.725GHz	-	-	-	-	-	-	-	-	-	-	-
802.11ax HEW20-BF_Nss1,(MCS0)_2TX	Pass	PK	5.7252G	67.88	68.20	-0.32	3	Vertical	18	1.85	-
802.11ax HEW40-BF_Nss1,(MCS0)_2TX	Pass	PK	5.4676G	68.09	68.20	-0.11	3	Horizontal	250	1.47	-
802.11ax HEW80-BF_Nss1,(MCS0)_2TX	Pass	PK	5.731G	68.10	68.20	-0.10	3	Vertical	19	1.69	-
5.725-5.85GHz	-	-	-	-	-	-	-	-	-	-	-
802.11ax HEW20-BF_Nss1,(MCS0)_2TX	Pass	PK	17.35596G	68.02	68.20	-0.18	3	Vertical	347	1.72	-
802.11ax HEW40-BF_Nss1,(MCS0)_2TX	Pass	PK	17.3859G	68.17	68.20	-0.03	3	Horizontal	320	1.50	-
802.11ax HEW80-BF_Nss1,(MCS0)_2TX	Pass	PK	5.649G	67.79	68.20	-0.41	3	Vertical	22	1.46	-

Result

Mode	Result	Type	Freq (Hz)	Level (dBuV/m)	Limit (dBuV/m)	Margin (dB)	Dist (m)	Condition	Azimuth (°)	Height (m)	Comments
802.11ax HEW20-BF_Nss1,(MCS0)_2TX	-	-	-	-	-	-	-	-	-	-	-
5180MHz	Pass	AV	5.1498G	48.79	54.00	-5.21	3	Vertical	29	1.50	-
5180MHz	Pass	AV	5.182G	100.51	Inf	-Inf	3	Vertical	29	1.50	-
5180MHz	Pass	PK	5.1488G	62.69	74.00	-11.31	3	Vertical	29	1.50	-
5180MHz	Pass	PK	5.1846G	112.79	Inf	-Inf	3	Vertical	29	1.50	-
5180MHz	Pass	AV	5.15G	53.27	54.00	-0.73	3	Horizontal	63	2.25	-
5180MHz	Pass	AV	5.1874G	104.27	Inf	-Inf	3	Horizontal	63	2.25	-
5180MHz	Pass	PK	5.1488G	68.84	74.00	-5.16	3	Horizontal	63	2.25	-
5180MHz	Pass	PK	5.1884G	116.62	Inf	-Inf	3	Horizontal	63	2.25	-
5180MHz	Pass	AV	15.53928G	44.66	54.00	-9.34	3	Vertical	306	1.50	-
5180MHz	Pass	PK	10.36636G	56.28	68.20	-11.92	3	Vertical	154	1.05	-
5180MHz	Pass	PK	15.52656G	56.99	74.00	-17.01	3	Vertical	306	1.50	-
5180MHz	Pass	AV	15.55374G	44.59	54.00	-9.41	3	Horizontal	103	1.50	-
5180MHz	Pass	PK	10.36048G	56.04	68.20	-12.16	3	Horizontal	332	2.96	-
5180MHz	Pass	PK	15.53796G	57.68	74.00	-16.32	3	Horizontal	103	1.50	-
5200MHz	Pass	AV	5.1492G	49.66	54.00	-4.34	3	Vertical	31	1.50	-
5200MHz	Pass	AV	5.208G	105.38	Inf	-Inf	3	Vertical	31	1.50	-
5200MHz	Pass	PK	5.1464G	63.90	74.00	-10.10	3	Vertical	31	1.50	-
5200MHz	Pass	PK	5.198G	116.95	Inf	-Inf	3	Vertical	31	1.50	-
5200MHz	Pass	AV	5.15G	52.77	54.00	-1.23	3	Horizontal	100	1.57	-
5200MHz	Pass	AV	5.1948G	107.38	Inf	-Inf	3	Horizontal	100	1.57	-
5200MHz	Pass	PK	5.1456G	67.88	74.00	-6.12	3	Horizontal	100	1.57	-
5200MHz	Pass	PK	5.1964G	118.50	Inf	-Inf	3	Horizontal	100	1.57	-
5200MHz	Pass	AV	15.60036G	45.99	54.00	-8.01	3	Vertical	351	2.15	-
5200MHz	Pass	PK	10.402G	56.74	68.20	-11.46	3	Vertical	308	1.48	-
5200MHz	Pass	PK	15.59184G	59.37	74.00	-14.63	3	Vertical	351	2.15	-
5200MHz	Pass	AV	15.5943G	47.73	54.00	-6.27	3	Horizontal	54	1.50	-
5200MHz	Pass	PK	10.39852G	56.95	68.20	-11.25	3	Horizontal	83	1.73	-
5200MHz	Pass	PK	15.59136G	60.27	74.00	-13.73	3	Horizontal	54	1.50	-
5240MHz	Pass	AV	5.1482G	46.89	54.00	-7.11	3	Vertical	21	1.50	-
5240MHz	Pass	AV	5.2478G	106.55	Inf	-Inf	3	Vertical	21	1.50	-
5240MHz	Pass	AV	5.35G	45.58	54.00	-8.42	3	Vertical	21	1.50	-
5240MHz	Pass	PK	5.1476G	58.57	74.00	-15.43	3	Vertical	21	1.50	-
5240MHz	Pass	PK	5.2448G	117.53	Inf	-Inf	3	Vertical	21	1.50	-
5240MHz	Pass	PK	5.3558G	57.20	74.00	-16.80	3	Vertical	21	1.50	-
5240MHz	Pass	AV	5.1488G	47.99	54.00	-6.01	3	Horizontal	266	2.05	-
5240MHz	Pass	AV	5.249G	107.55	Inf	-Inf	3	Horizontal	266	2.05	-
5240MHz	Pass	AV	5.35G	46.37	54.00	-7.63	3	Horizontal	266	2.05	-
5240MHz	Pass	PK	5.1482G	60.53	74.00	-13.47	3	Horizontal	266	2.05	-
5240MHz	Pass	PK	5.2478G	118.40	Inf	-Inf	3	Horizontal	266	2.05	-
5240MHz	Pass	PK	5.3582G	58.37	74.00	-15.63	3	Horizontal	266	2.05	-
5240MHz	Pass	AV	15.71886G	45.63	54.00	-8.37	3	Vertical	14	1.50	-
5240MHz	Pass	PK	10.47076G	57.21	68.20	-10.99	3	Vertical	327	3.00	-
5240MHz	Pass	PK	15.72888G	59.11	74.00	-14.89	3	Vertical	14	1.50	-
5240MHz	Pass	AV	15.71754G	46.91	54.00	-7.09	3	Horizontal	49	1.48	-
5240MHz	Pass	PK	10.48492G	57.70	68.20	-10.50	3	Horizontal	303	2.16	-
5240MHz	Pass	PK	15.72492G	60.43	74.00	-13.57	3	Horizontal	49	1.48	-
5260MHz	Pass	AV	5.15G	45.77	54.00	-8.23	3	Vertical	26	1.49	-

Level (dBuV/m) = Raw(Read Level) + AF(Antenna Factor) + CL(Cable Loss) - PA(Preamp Factor)

Mode	Result	Type	Freq (Hz)	Level (dBuV/m)	Limit (dBuV/m)	Margin (dB)	Dist (m)	Condition	Azimuth (°)	Height (m)	Comments
5260MHz	Pass	AV	5.263G	105.41	Inf	-Inf	3	Vertical	26	1.49	-
5260MHz	Pass	AV	5.3656G	46.33	54.00	-7.67	3	Vertical	26	1.49	-
5260MHz	Pass	PK	5.1142G	57.80	74.00	-16.20	3	Vertical	26	1.49	-
5260MHz	Pass	PK	5.2648G	116.78	Inf	-Inf	3	Vertical	26	1.49	-
5260MHz	Pass	PK	5.3638G	57.78	74.00	-16.22	3	Vertical	26	1.49	-
5260MHz	Pass	AV	5.15G	47.36	54.00	-6.64	3	Horizontal	58	2.72	-
5260MHz	Pass	AV	5.2522G	112.23	Inf	-Inf	3	Horizontal	58	2.72	-
5260MHz	Pass	AV	5.3518G	49.63	54.00	-4.37	3	Horizontal	58	2.72	-
5260MHz	Pass	PK	5.1448G	59.13	74.00	-14.87	3	Horizontal	58	2.72	-
5260MHz	Pass	PK	5.2522G	122.85	Inf	-Inf	3	Horizontal	58	2.72	-
5260MHz	Pass	PK	5.3518G	60.75	74.00	-13.25	3	Horizontal	58	2.72	-
5260MHz	Pass	AV	15.77856G	45.19	54.00	-8.81	3	Vertical	76	1.49	-
5260MHz	Pass	PK	10.52264G	57.81	68.20	-10.39	3	Vertical	303	1.97	-
5260MHz	Pass	PK	15.76998G	57.92	74.00	-16.08	3	Vertical	76	1.49	-
5260MHz	Pass	AV	15.77586G	45.67	54.00	-8.33	3	Horizontal	47	1.50	-
5260MHz	Pass	PK	10.53092G	59.25	68.20	-8.95	3	Horizontal	359	1.60	-
5260MHz	Pass	PK	15.7707G	58.70	74.00	-15.30	3	Horizontal	47	1.50	-
5300MHz	Pass	AV	5.296G	104.90	Inf	-Inf	3	Vertical	21	1.38	-
5300MHz	Pass	AV	5.35G	51.92	54.00	-2.08	3	Vertical	21	1.38	-
5300MHz	Pass	PK	5.2932G	116.16	Inf	-Inf	3	Vertical	21	1.38	-
5300MHz	Pass	PK	5.35G	67.71	74.00	-6.29	3	Vertical	21	1.38	-
5300MHz	Pass	AV	5.3068G	108.83	Inf	-Inf	3	Horizontal	62	1.01	-
5300MHz	Pass	AV	5.3508G	53.15	54.00	-0.85	3	Horizontal	62	1.01	-
5300MHz	Pass	PK	5.3044G	120.31	Inf	-Inf	3	Horizontal	62	1.01	-
5300MHz	Pass	PK	5.3504G	68.68	74.00	-5.32	3	Horizontal	62	1.01	-
5300MHz	Pass	AV	10.60084G	47.44	54.00	-6.56	3	Vertical	300	2.88	-
5300MHz	Pass	AV	15.8919G	43.55	54.00	-10.45	3	Vertical	0	1.50	-
5300MHz	Pass	PK	10.60012G	60.13	74.00	-13.87	3	Vertical	300	2.88	-
5300MHz	Pass	PK	15.8927G	56.42	74.00	-17.58	3	Vertical	0	1.50	-
5300MHz	Pass	AV	10.60256G	47.48	54.00	-6.52	3	Horizontal	326	1.49	-
5300MHz	Pass	AV	15.8996G	43.90	54.00	-10.10	3	Horizontal	294	1.50	-
5300MHz	Pass	PK	10.6054G	59.94	74.00	-14.06	3	Horizontal	326	1.49	-
5300MHz	Pass	PK	15.9028G	56.52	74.00	-17.48	3	Horizontal	294	1.50	-
5320MHz	Pass	AV	5.329G	101.52	Inf	-Inf	3	Vertical	32	1.14	-
5320MHz	Pass	AV	5.35G	50.82	54.00	-3.18	3	Vertical	32	1.14	-
5320MHz	Pass	PK	5.3284G	113.55	Inf	-Inf	3	Vertical	32	1.14	-
5320MHz	Pass	PK	5.3514G	66.10	74.00	-7.90	3	Vertical	32	1.14	-
5320MHz	Pass	AV	5.3114G	106.77	Inf	-Inf	3	Horizontal	62	1.63	-
5320MHz	Pass	AV	5.3506G	53.39	54.00	-0.61	3	Horizontal	62	1.63	-
5320MHz	Pass	PK	5.3112G	117.52	Inf	-Inf	3	Horizontal	62	1.63	-
5320MHz	Pass	PK	5.356G	69.13	74.00	-4.87	3	Horizontal	62	1.63	-
5320MHz	Pass	AV	10.64024G	46.99	54.00	-7.01	3	Vertical	303	3.00	-
5320MHz	Pass	AV	15.97398G	43.49	54.00	-10.51	3	Vertical	133	1.50	-
5320MHz	Pass	PK	10.64516G	59.44	74.00	-14.56	3	Vertical	303	3.00	-
5320MHz	Pass	PK	15.95616G	55.94	74.00	-18.06	3	Vertical	133	1.50	-
5320MHz	Pass	AV	10.65086G	46.32	54.00	-7.68	3	Horizontal	359	1.50	-
5320MHz	Pass	AV	15.9582G	43.47	54.00	-10.53	3	Horizontal	200	1.50	-
5320MHz	Pass	PK	10.64894G	58.61	74.00	-15.39	3	Horizontal	359	1.50	-
5320MHz	Pass	PK	15.972G	56.32	74.00	-17.68	3	Horizontal	200	1.50	-

Remark :

Level (dBuV/m) = Raw(Read Level) + AF(Antenna Factor) + CL(Cable Loss) - PA(Preamp Factor)

Mode	Result	Type	Freq (Hz)	Level (dBuV/m)	Limit (dBuV/m)	Margin (dB)	Dist (m)	Condition	Azimuth (°)	Height (m)	Comments
5500MHz	Pass	AV	5.4574G	45.81	54.00	-8.19	3	Vertical	29	1.48	-
5500MHz	Pass	AV	5.4986G	104.56	Inf	-Inf	3	Vertical	29	1.48	-
5500MHz	Pass	PK	5.4668G	67.24	68.20	-0.96	3	Vertical	29	1.48	-
5500MHz	Pass	PK	5.4986G	115.81	Inf	-Inf	3	Vertical	29	1.48	-
5500MHz	Pass	AV	5.46G	46.59	54.00	-7.41	3	Horizontal	258	1.75	-
5500MHz	Pass	AV	5.495G	105.75	Inf	-Inf	3	Horizontal	258	1.75	-
5500MHz	Pass	PK	5.4692G	67.31	68.20	-0.89	3	Horizontal	258	1.75	-
5500MHz	Pass	PK	5.4926G	117.30	Inf	-Inf	3	Horizontal	258	1.75	-
5500MHz	Pass	AV	11.00294G	46.03	54.00	-7.97	3	Vertical	335	1.93	-
5500MHz	Pass	PK	10.98962G	58.20	74.00	-15.80	3	Vertical	335	1.93	-
5500MHz	Pass	PK	16.4931G	58.47	68.20	-9.73	3	Vertical	185	1.50	-
5500MHz	Pass	AV	11.0006G	46.40	54.00	-7.60	3	Horizontal	303	1.49	-
5500MHz	Pass	PK	11.0009G	59.53	74.00	-14.47	3	Horizontal	303	1.49	-
5500MHz	Pass	PK	16.4937G	59.52	68.20	-8.68	3	Horizontal	41	1.50	-
5580MHz	Pass	AV	5.457G	45.51	54.00	-8.49	3	Vertical	39	1.24	-
5580MHz	Pass	AV	5.5818G	108.10	Inf	-Inf	3	Vertical	39	1.24	-
5580MHz	Pass	PK	5.463G	57.36	68.20	-10.84	3	Vertical	39	1.24	-
5580MHz	Pass	PK	5.5782G	119.72	Inf	-Inf	3	Vertical	39	1.24	-
5580MHz	Pass	PK	5.7264G	57.88	68.20	-10.32	3	Vertical	39	1.24	-
5580MHz	Pass	AV	5.4534G	45.37	54.00	-8.63	3	Horizontal	263	1.50	-
5580MHz	Pass	AV	5.5878G	108.03	Inf	-Inf	3	Horizontal	263	1.50	-
5580MHz	Pass	PK	5.4678G	57.58	68.20	-10.62	3	Horizontal	263	1.50	-
5580MHz	Pass	PK	5.5842G	118.93	Inf	-Inf	3	Horizontal	263	1.50	-
5580MHz	Pass	PK	5.7258G	57.53	68.20	-10.67	3	Horizontal	263	1.50	-
5580MHz	Pass	AV	11.15484G	47.69	54.00	-6.31	3	Vertical	25	3.00	-
5580MHz	Pass	PK	11.16018G	60.51	74.00	-13.49	3	Vertical	25	3.00	-
5580MHz	Pass	PK	16.7394G	65.29	68.20	-2.91	3	Vertical	360	1.00	-
5580MHz	Pass	AV	11.1675G	46.76	54.00	-7.24	3	Horizontal	270	1.50	-
5580MHz	Pass	PK	11.16636G	59.91	74.00	-14.09	3	Horizontal	270	1.50	-
5580MHz	Pass	PK	16.74684G	65.31	68.20	-2.89	3	Horizontal	33	1.55	-
5700MHz	Pass	AV	5.7072G	101.72	Inf	-Inf	3	Vertical	18	1.85	-
5700MHz	Pass	PK	5.7084G	114.05	Inf	-Inf	3	Vertical	18	1.85	-
5700MHz	Pass	PK	5.7252G	67.88	68.20	-0.32	3	Vertical	18	1.85	-
5700MHz	Pass	AV	5.7072G	101.28	Inf	-Inf	3	Horizontal	63	1.00	-
5700MHz	Pass	PK	5.7084G	113.88	Inf	-Inf	3	Horizontal	63	1.00	-
5700MHz	Pass	PK	5.7252G	64.10	68.20	-4.10	3	Horizontal	63	1.00	-
5700MHz	Pass	AV	11.3931G	44.92	54.00	-9.08	3	Vertical	30	1.50	-
5700MHz	Pass	PK	11.39064G	57.65	74.00	-16.35	3	Vertical	30	1.50	-
5700MHz	Pass	PK	17.09154G	61.63	68.20	-6.57	3	Vertical	343	1.75	-
5700MHz	Pass	AV	11.41452G	45.83	54.00	-8.17	3	Horizontal	65	1.50	-
5700MHz	Pass	PK	11.41476G	58.62	74.00	-15.38	3	Horizontal	65	1.50	-
5700MHz	Pass	PK	17.088G	61.94	68.20	-6.26	3	Horizontal	313	1.50	-
5720MHz Straddle 5.47-5.725GHz	Pass	AV	5.4596G	44.87	54.00	-9.13	3	Vertical	19	1.83	-
5720MHz Straddle 5.47-5.725GHz	Pass	AV	5.7212G	107.58	Inf	-Inf	3	Vertical	19	1.83	-
5720MHz Straddle 5.47-5.725GHz	Pass	PK	5.4692G	56.34	68.20	-11.86	3	Vertical	19	1.83	-
5720MHz Straddle 5.47-5.725GHz	Pass	PK	5.7212G	119.37	Inf	-Inf	3	Vertical	19	1.83	-
5720MHz Straddle 5.47-5.725GHz	Pass	PK	5.9696G	58.17	68.20	-10.03	3	Vertical	19	1.83	-
5720MHz Straddle 5.47-5.725GHz	Pass	AV	5.4548G	44.92	54.00	-9.08	3	Horizontal	271	1.42	-
5720MHz Straddle 5.47-5.725GHz	Pass	AV	5.7212G	106.12	Inf	-Inf	3	Horizontal	271	1.42	-

Level (dBuV/m) = Raw(Read Level) + AF(Antenna Factor) + CL(Cable Loss) - PA(Preamp Factor)

Mode	Result	Type	Freq (Hz)	Level (dBuV/m)	Limit (dBuV/m)	Margin (dB)	Dist (m)	Condition	Azimuth (°)	Height (m)	Comments
5720MHz Straddle 5.47-5.725GHz	Pass	PK	5.4632G	57.27	68.20	-10.93	3	Horizontal	271	1.42	-
5720MHz Straddle 5.47-5.725GHz	Pass	PK	5.7248G	117.54	Inf	-Inf	3	Horizontal	271	1.42	-
5720MHz Straddle 5.47-5.725GHz	Pass	PK	5.924G	58.59	68.20	-9.61	3	Horizontal	271	1.42	-
5720MHz Straddle 5.47-5.725GHz	Pass	AV	11.43976G	49.74	54.00	-4.26	3	Vertical	33	1.50	-
5720MHz Straddle 5.47-5.725GHz	Pass	PK	11.44264G	62.05	74.00	-11.95	3	Vertical	33	1.50	-
5720MHz Straddle 5.47-5.725GHz	Pass	PK	17.1531G	66.72	68.20	-1.48	3	Vertical	349	1.49	-
5720MHz Straddle 5.47-5.725GHz	Pass	AV	11.44054G	51.61	54.00	-2.39	3	Horizontal	34	1.31	-
5720MHz Straddle 5.47-5.725GHz	Pass	PK	11.4466G	63.97	74.00	-10.03	3	Horizontal	34	1.31	-
5720MHz Straddle 5.47-5.725GHz	Pass	PK	17.16756G	67.81	68.20	-0.39	3	Horizontal	316	1.77	-
5745MHz	Pass	AV	5.7378G	107.49	Inf	-Inf	3	Vertical	22	1.69	-
5745MHz	Pass	PK	5.6466G	60.15	68.20	-8.05	3	Vertical	22	1.69	-
5745MHz	Pass	PK	5.7414G	118.04	Inf	-Inf	3	Vertical	22	1.69	-
5745MHz	Pass	PK	5.9514G	58.17	68.20	-10.03	3	Vertical	22	1.69	-
5745MHz	Pass	AV	5.7522G	104.33	Inf	-Inf	3	Horizontal	70	1.75	-
5745MHz	Pass	PK	5.4942G	59.04	68.20	-9.16	3	Horizontal	70	1.75	-
5745MHz	Pass	PK	5.7534G	115.84	Inf	-Inf	3	Horizontal	70	1.75	-
5745MHz	Pass	PK	5.925G	57.96	68.20	-10.24	3	Horizontal	70	1.75	-
5745MHz	Pass	AV	11.48358G	49.79	54.00	-4.21	3	Vertical	29	1.73	-
5745MHz	Pass	PK	11.48298G	62.45	74.00	-11.55	3	Vertical	29	1.73	-
5745MHz	Pass	PK	17.24448G	65.34	68.20	-2.86	3	Vertical	350	2.71	-
5745MHz	Pass	AV	11.50128G	49.74	54.00	-4.26	3	Horizontal	68	1.47	-
5745MHz	Pass	PK	11.49204G	62.08	74.00	-11.92	3	Horizontal	68	1.47	-
5745MHz	Pass	PK	17.23374G	67.80	68.20	-0.40	3	Horizontal	320	1.64	-
5785MHz	Pass	AV	5.7886G	107.86	Inf	-Inf	3	Vertical	24	1.49	-
5785MHz	Pass	PK	5.6458G	58.87	68.20	-9.33	3	Vertical	24	1.49	-
5785MHz	Pass	PK	5.7898G	119.64	Inf	-Inf	3	Vertical	24	1.49	-
5785MHz	Pass	PK	5.9878G	58.38	68.20	-9.82	3	Vertical	24	1.49	-
5785MHz	Pass	AV	5.7838G	106.33	Inf	-Inf	3	Horizontal	280	1.49	-
5785MHz	Pass	PK	5.5486G	57.81	68.20	-10.39	3	Horizontal	280	1.49	-
5785MHz	Pass	PK	5.7898G	117.66	Inf	-Inf	3	Horizontal	280	1.49	-
5785MHz	Pass	PK	5.947G	58.72	68.20	-9.48	3	Horizontal	280	1.49	-
5785MHz	Pass	AV	11.5703G	49.13	54.00	-4.87	3	Vertical	26	2.91	-
5785MHz	Pass	PK	11.57078G	61.59	74.00	-12.41	3	Vertical	26	2.91	-
5785MHz	Pass	PK	17.35596G	68.02	68.20	-0.18	3	Vertical	347	1.72	-
5785MHz	Pass	AV	11.57054G	51.01	54.00	-2.99	3	Horizontal	22	1.40	-
5785MHz	Pass	PK	11.57294G	63.68	74.00	-10.32	3	Horizontal	22	1.40	-
5785MHz	Pass	PK	17.3523G	67.45	68.20	-0.75	3	Horizontal	22	1.43	-
5825MHz	Pass	AV	5.8298G	107.73	Inf	-Inf	3	Vertical	19	1.50	-
5825MHz	Pass	PK	5.6258G	57.68	68.20	-10.52	3	Vertical	19	1.50	-
5825MHz	Pass	PK	5.8298G	119.33	Inf	-Inf	3	Vertical	19	1.50	-
5825MHz	Pass	PK	5.9294G	60.56	68.20	-7.64	3	Vertical	19	1.50	-
5825MHz	Pass	AV	5.8166G	93.04	Inf	-Inf	3	Horizontal	24	1.49	-
5825MHz	Pass	PK	5.6042G	57.71	68.20	-10.49	3	Horizontal	24	1.49	-
5825MHz	Pass	PK	5.8286G	108.28	Inf	-Inf	3	Horizontal	24	1.49	-
5825MHz	Pass	PK	5.9582G	57.83	68.20	-10.37	3	Horizontal	24	1.49	-
5825MHz	Pass	AV	11.64844G	48.27	54.00	-5.73	3	Vertical	332	1.50	-
5825MHz	Pass	PK	11.65894G	61.05	74.00	-12.95	3	Vertical	332	1.50	-
5825MHz	Pass	PK	17.47744G	67.66	68.20	-0.54	3	Vertical	347	1.68	-
5825MHz	Pass	AV	11.65252G	50.65	54.00	-3.35	3	Horizontal	22	1.43	-

Remark :

Level (dBuV/m) = Raw(Read Level) + AF(Antenna Factor) + CL(Cable Loss) - PA(Preamp Factor)

Mode	Result	Type	Freq (Hz)	Level (dBuV/m)	Limit (dBuV/m)	Margin (dB)	Dist (m)	Condition	Azimuth (°)	Height (m)	Comments
5825MHz	Pass	PK	11.65306G	63.27	74.00	-10.73	3	Horizontal	22	1.43	-
5825MHz	Pass	PK	17.4729G	67.87	68.20	-0.33	3	Horizontal	322	1.50	-
802.11ax HEW40-BF_Nss1,(MCS0)_2TX	-	-	-	-	-	-	-	-	-	-	-
5190MHz	Pass	AV	5.15G	48.63	54.00	-5.37	3	Vertical	32	1.50	-
5190MHz	Pass	AV	5.196G	97.27	Inf	-Inf	3	Vertical	32	1.50	-
5190MHz	Pass	PK	5.1472G	64.17	74.00	-9.83	3	Vertical	32	1.50	-
5190MHz	Pass	PK	5.2072G	109.55	Inf	-Inf	3	Vertical	32	1.50	-
5190MHz	Pass	AV	5.15G	53.30	54.00	-0.70	3	Horizontal	60	2.52	-
5190MHz	Pass	AV	5.1852G	101.77	Inf	-Inf	3	Horizontal	60	2.52	-
5190MHz	Pass	PK	5.15G	72.27	74.00	-1.73	3	Horizontal	60	2.52	-
5190MHz	Pass	PK	5.1856G	113.38	Inf	-Inf	3	Horizontal	60	2.52	-
5190MHz	Pass	AV	15.5947G	44.81	54.00	-9.19	3	Vertical	329	2.82	-
5190MHz	Pass	PK	10.3583G	55.85	68.20	-12.35	3	Vertical	205	1.15	-
5190MHz	Pass	PK	15.5765G	57.77	74.00	-16.23	3	Vertical	329	2.82	-
5190MHz	Pass	AV	15.5691G	44.82	54.00	-9.18	3	Horizontal	320	1.50	-
5190MHz	Pass	PK	10.3995G	56.62	68.20	-11.58	3	Horizontal	286	1.11	-
5190MHz	Pass	PK	15.549G	57.42	74.00	-16.58	3	Horizontal	320	1.50	-
5230MHz	Pass	AV	5.1488G	47.81	54.00	-6.19	3	Vertical	34	1.49	-
5230MHz	Pass	AV	5.2252G	101.18	Inf	-Inf	3	Vertical	34	1.49	-
5230MHz	Pass	PK	5.1336G	61.18	74.00	-12.82	3	Vertical	34	1.49	-
5230MHz	Pass	PK	5.2352G	113.19	Inf	-Inf	3	Vertical	34	1.49	-
5230MHz	Pass	AV	5.15G	53.68	54.00	-0.32	3	Horizontal	54	2.64	-
5230MHz	Pass	AV	5.2148G	105.94	Inf	-Inf	3	Horizontal	54	2.64	-
5230MHz	Pass	PK	5.1488G	69.51	74.00	-4.49	3	Horizontal	54	2.64	-
5230MHz	Pass	PK	5.22G	116.89	Inf	-Inf	3	Horizontal	54	2.64	-
5230MHz	Pass	AV	15.6676G	45.11	54.00	-8.89	3	Vertical	353	1.05	-
5230MHz	Pass	PK	10.4533G	56.46	68.20	-11.74	3	Vertical	96	1.50	-
5230MHz	Pass	PK	15.6944G	58.47	74.00	-15.53	3	Vertical	353	1.05	-
5230MHz	Pass	AV	15.6722G	45.15	54.00	-8.85	3	Horizontal	142	1.50	-
5230MHz	Pass	PK	10.4672G	56.73	68.20	-11.47	3	Horizontal	359	1.50	-
5230MHz	Pass	PK	15.7044G	58.05	74.00	-15.95	3	Horizontal	142	1.50	-
5270MHz	Pass	AV	5.274G	100.34	Inf	-Inf	3	Vertical	19	1.41	-
5270MHz	Pass	AV	5.3528G	48.82	54.00	-5.18	3	Vertical	19	1.41	-
5270MHz	Pass	PK	5.2728G	112.49	Inf	-Inf	3	Vertical	19	1.41	-
5270MHz	Pass	PK	5.35G	63.30	74.00	-10.70	3	Vertical	19	1.41	-
5270MHz	Pass	AV	5.252G	106.03	Inf	-Inf	3	Horizontal	58	2.67	-
5270MHz	Pass	AV	5.3524G	53.26	54.00	-0.74	3	Horizontal	58	2.67	-
5270MHz	Pass	PK	5.254G	117.39	Inf	-Inf	3	Horizontal	58	2.67	-
5270MHz	Pass	PK	5.3516G	69.91	74.00	-4.09	3	Horizontal	58	2.67	-
5270MHz	Pass	AV	15.8257G	44.48	54.00	-9.52	3	Vertical	5	1.50	-
5270MHz	Pass	PK	10.5512G	57.50	68.20	-10.70	3	Vertical	308	1.95	-
5270MHz	Pass	PK	15.8348G	57.29	74.00	-16.71	3	Vertical	5	1.50	-
5270MHz	Pass	AV	15.7923G	44.42	54.00	-9.58	3	Horizontal	233	1.50	-
5270MHz	Pass	PK	10.5404G	57.76	68.20	-10.44	3	Horizontal	329	1.50	-
5270MHz	Pass	PK	15.7937G	57.23	74.00	-16.77	3	Horizontal	233	1.50	-
5310MHz	Pass	AV	5.314G	97.93	Inf	-Inf	3	Vertical	24	1.10	-
5310MHz	Pass	AV	5.3508G	53.85	54.00	-0.15	3	Vertical	24	1.10	-
5310MHz	Pass	PK	5.3128G	109.85	Inf	-Inf	3	Vertical	24	1.10	-
5310MHz	Pass	PK	5.3508G	70.75	74.00	-3.25	3	Vertical	24	1.10	-

Remark :

Level (dBuV/m) = Raw(Read Level) + AF(Antenna Factor) + CL(Cable Loss) - PA(Preamp Factor)

Mode	Result	Type	Freq (Hz)	Level (dBuV/m)	Limit (dBuV/m)	Margin (dB)	Dist (m)	Condition	Azimuth (°)	Height (m)	Comments
5310MHz	Pass	AV	5.3012G	103.54	Inf	-Inf	3	Horizontal	58	2.52	-
5310MHz	Pass	AV	5.3524G	51.85	54.00	-2.15	3	Horizontal	58	2.52	-
5310MHz	Pass	PK	5.3G	114.51	Inf	-Inf	3	Horizontal	58	2.52	-
5310MHz	Pass	PK	5.35G	72.95	74.00	-1.05	3	Horizontal	58	2.52	-
5310MHz	Pass	AV	10.6177G	43.42	54.00	-10.58	3	Vertical	320	1.50	-
5310MHz	Pass	AV	15.9156G	43.60	54.00	-10.40	3	Vertical	58	2.18	-
5310MHz	Pass	PK	10.5964G	56.01	68.20	-12.19	3	Vertical	320	1.50	-
5310MHz	Pass	PK	15.935G	56.74	74.00	-17.26	3	Vertical	58	2.18	-
5310MHz	Pass	AV	10.6181G	44.18	54.00	-9.82	3	Horizontal	301	1.83	-
5310MHz	Pass	AV	15.908G	43.70	54.00	-10.30	3	Horizontal	133	2.15	-
5310MHz	Pass	PK	10.6235G	57.03	74.00	-16.97	3	Horizontal	301	1.83	-
5310MHz	Pass	PK	15.9245G	56.39	74.00	-17.61	3	Horizontal	133	2.15	-
5510MHz	Pass	AV	5.4592G	46.52	54.00	-7.48	3	Vertical	33	1.45	-
5510MHz	Pass	AV	5.5276G	99.69	Inf	-Inf	3	Vertical	33	1.45	-
5510MHz	Pass	PK	5.4668G	66.13	68.20	-2.07	3	Vertical	33	1.45	-
5510MHz	Pass	PK	5.5276G	111.83	Inf	-Inf	3	Vertical	33	1.45	-
5510MHz	Pass	AV	5.4588G	47.88	54.00	-6.12	3	Horizontal	250	1.47	-
5510MHz	Pass	AV	5.5284G	99.04	Inf	-Inf	3	Horizontal	250	1.47	-
5510MHz	Pass	PK	5.4676G	68.09	68.20	-0.11	3	Horizontal	250	1.47	-
5510MHz	Pass	PK	5.496G	111.42	Inf	-Inf	3	Horizontal	250	1.47	-
5510MHz	Pass	AV	11.0235G	45.06	54.00	-8.94	3	Vertical	338	1.66	-
5510MHz	Pass	PK	11.0074G	57.83	74.00	-16.17	3	Vertical	338	1.66	-
5510MHz	Pass	PK	16.5195G	58.84	68.20	-9.36	3	Vertical	224	1.07	-
5510MHz	Pass	AV	11.012G	44.96	54.00	-9.04	3	Horizontal	42	1.50	-
5510MHz	Pass	PK	11.0359G	57.56	74.00	-16.44	3	Horizontal	42	1.50	-
5510MHz	Pass	PK	16.5114G	59.23	68.20	-8.97	3	Horizontal	305	1.50	-
5550MHz	Pass	AV	5.4596G	51.67	54.00	-2.33	3	Vertical	39	1.12	-
5550MHz	Pass	AV	5.5468G	106.11	Inf	-Inf	3	Vertical	39	1.12	-
5550MHz	Pass	PK	5.4652G	68.02	68.20	-0.18	3	Vertical	39	1.12	-
5550MHz	Pass	PK	5.5508G	117.85	Inf	-Inf	3	Vertical	39	1.12	-
5550MHz	Pass	AV	5.4592G	51.12	54.00	-2.88	3	Horizontal	262	1.16	-
5550MHz	Pass	AV	5.5364G	105.20	Inf	-Inf	3	Horizontal	262	1.16	-
5550MHz	Pass	PK	5.4608G	67.90	68.20	-0.30	3	Horizontal	262	1.16	-
5550MHz	Pass	PK	5.5344G	116.84	Inf	-Inf	3	Horizontal	262	1.16	-
5550MHz	Pass	AV	11.1124G	46.22	54.00	-7.78	3	Vertical	337	1.67	-
5550MHz	Pass	PK	11.1001G	59.66	74.00	-14.34	3	Vertical	337	1.67	-
5550MHz	Pass	PK	16.664G	60.70	68.20	-7.50	3	Vertical	5	1.38	-
5550MHz	Pass	AV	11.0909G	45.36	54.00	-8.64	3	Horizontal	22	1.50	-
5550MHz	Pass	PK	11.0999G	59.99	74.00	-14.01	3	Horizontal	22	1.50	-
5550MHz	Pass	PK	16.6388G	60.41	68.20	-7.79	3	Horizontal	324	1.47	-
5670MHz	Pass	AV	5.6562G	103.13	Inf	-Inf	3	Vertical	18	1.78	-
5670MHz	Pass	PK	5.6754G	115.66	Inf	-Inf	3	Vertical	18	1.78	-
5670MHz	Pass	PK	5.7264G	67.95	68.20	-0.25	3	Vertical	18	1.78	-
5670MHz	Pass	AV	5.6652G	101.88	Inf	-Inf	3	Horizontal	263	1.50	-
5670MHz	Pass	PK	5.6658G	113.53	Inf	-Inf	3	Horizontal	263	1.50	-
5670MHz	Pass	PK	5.7252G	64.18	68.20	-4.02	3	Horizontal	263	1.50	-
5670MHz	Pass	AV	11.3294G	46.23	54.00	-7.77	3	Vertical	341	1.41	-
5670MHz	Pass	PK	11.3235G	60.28	74.00	-13.72	3	Vertical	341	1.41	-
5670MHz	Pass	PK	17.0288G	60.75	68.20	-7.45	3	Vertical	290	1.50	-

Remark :

Level (dBuV/m) = Raw(Read Level) + AF(Antenna Factor) + CL(Cable Loss) - PA(Preamp Factor)

Mode	Result	Type	Freq (Hz)	Level (dBuV/m)	Limit (dBuV/m)	Margin (dB)	Dist (m)	Condition	Azimuth (°)	Height (m)	Comments
5670MHz	Pass	AV	11.3486G	46.22	54.00	-7.78	3	Horizontal	75	1.49	-
5670MHz	Pass	PK	11.3454G	59.00	74.00	-15.00	3	Horizontal	75	1.49	-
5670MHz	Pass	PK	17.0245G	62.20	68.20	-6.00	3	Horizontal	26	2.16	-
5710MHz Straddle 5.47-5.725GHz	Pass	AV	5.4484G	45.25	54.00	-8.75	3	Vertical	19	1.72	-
5710MHz Straddle 5.47-5.725GHz	Pass	AV	5.7148G	106.73	Inf	-Inf	3	Vertical	19	1.72	-
5710MHz Straddle 5.47-5.725GHz	Pass	PK	5.4616G	57.05	68.20	-11.15	3	Vertical	19	1.72	-
5710MHz Straddle 5.47-5.725GHz	Pass	PK	5.7148G	119.13	Inf	-Inf	3	Vertical	19	1.72	-
5710MHz Straddle 5.47-5.725GHz	Pass	PK	5.86G	62.60	68.20	-5.60	3	Vertical	19	1.72	-
5710MHz Straddle 5.47-5.725GHz	Pass	AV	5.44G	45.51	54.00	-8.49	3	Horizontal	65	1.65	-
5710MHz Straddle 5.47-5.725GHz	Pass	AV	5.7148G	108.67	Inf	-Inf	3	Horizontal	65	1.65	-
5710MHz Straddle 5.47-5.725GHz	Pass	PK	5.4628G	56.92	68.20	-11.28	3	Horizontal	65	1.65	-
5710MHz Straddle 5.47-5.725GHz	Pass	PK	5.7148G	118.29	Inf	-Inf	3	Horizontal	65	1.65	-
5710MHz Straddle 5.47-5.725GHz	Pass	PK	5.8756G	60.16	68.20	-8.04	3	Horizontal	65	1.65	-
5710MHz Straddle 5.47-5.725GHz	Pass	AV	11.4228G	48.87	54.00	-5.13	3	Vertical	297	2.18	-
5710MHz Straddle 5.47-5.725GHz	Pass	PK	11.4393G	63.93	74.00	-10.07	3	Vertical	297	2.18	-
5710MHz Straddle 5.47-5.725GHz	Pass	PK	17.1234G	67.47	68.20	-0.73	3	Vertical	350	1.00	-
5710MHz Straddle 5.47-5.725GHz	Pass	AV	11.4171G	47.57	54.00	-6.43	3	Horizontal	69	1.38	-
5710MHz Straddle 5.47-5.725GHz	Pass	PK	11.4395G	62.06	74.00	-11.94	3	Horizontal	69	1.38	-
5710MHz Straddle 5.47-5.725GHz	Pass	PK	17.1499G	66.97	68.20	-1.23	3	Horizontal	321	1.50	-
5755MHz	Pass	AV	5.7502G	106.51	Inf	-Inf	3	Vertical	16	1.80	-
5755MHz	Pass	PK	5.6506G	65.99	68.64	-2.65	3	Vertical	16	1.80	-
5755MHz	Pass	PK	5.767G	118.15	Inf	-Inf	3	Vertical	16	1.80	-
5755MHz	Pass	PK	5.9302G	59.19	68.20	-9.01	3	Vertical	16	1.80	-
5755MHz	Pass	AV	5.7502G	105.70	Inf	-Inf	3	Horizontal	267	1.49	-
5755MHz	Pass	PK	5.647G	64.76	68.20	-3.44	3	Horizontal	267	1.49	-
5755MHz	Pass	PK	5.7502G	117.79	Inf	-Inf	3	Horizontal	267	1.49	-
5755MHz	Pass	PK	5.9482G	59.69	68.20	-8.51	3	Horizontal	267	1.49	-
5755MHz	Pass	AV	11.4916G	51.49	54.00	-2.51	3	Vertical	294	2.09	-
5755MHz	Pass	PK	11.4909G	62.89	74.00	-11.11	3	Vertical	294	2.09	-
5755MHz	Pass	PK	17.243G	65.92	68.20	-2.28	3	Vertical	345	3.00	-
5755MHz	Pass	AV	11.4992G	48.99	54.00	-5.01	3	Horizontal	60	1.50	-
5755MHz	Pass	PK	11.4916G	63.19	74.00	-10.81	3	Horizontal	60	1.50	-
5755MHz	Pass	PK	17.2641G	68.12	68.20	-0.08	3	Horizontal	315	1.76	-
5795MHz	Pass	AV	5.7986G	106.24	Inf	-Inf	3	Vertical	18	1.45	-
5795MHz	Pass	PK	5.645G	59.09	68.20	-9.11	3	Vertical	18	1.45	-
5795MHz	Pass	PK	5.7998G	118.61	Inf	-Inf	3	Vertical	18	1.45	-
5795MHz	Pass	PK	5.9258G	60.50	68.20	-7.70	3	Vertical	18	1.45	-
5795MHz	Pass	AV	5.8094G	105.09	Inf	-Inf	3	Horizontal	271	1.48	-
5795MHz	Pass	PK	5.6426G	59.11	68.20	-9.09	3	Horizontal	271	1.48	-
5795MHz	Pass	PK	5.8118G	117.05	Inf	-Inf	3	Horizontal	271	1.48	-
5795MHz	Pass	PK	5.927G	61.56	68.20	-6.64	3	Horizontal	271	1.48	-
5795MHz	Pass	AV	11.5898G	48.78	54.00	-5.22	3	Vertical	293	1.40	-
5795MHz	Pass	PK	11.5961G	60.83	74.00	-13.17	3	Vertical	293	1.40	-
5795MHz	Pass	PK	17.363G	67.21	68.20	-0.99	3	Vertical	345	1.20	-
5795MHz	Pass	AV	11.5675G	49.51	54.00	-4.49	3	Horizontal	348	1.36	-
5795MHz	Pass	PK	11.5773G	61.61	74.00	-12.39	3	Horizontal	348	1.36	-
5795MHz	Pass	PK	17.3859G	68.17	68.20	-0.03	3	Horizontal	320	1.50	-
802.11ax HEW80-BF_Nss1,(MCS0)_2TX	-	-	-	-	-	-	-	-	-	-	-
5210MHz	Pass	AV	5.148G	48.39	54.00	-5.61	3	Vertical	37	1.50	-

Level (dBuV/m) = Raw(Read Level) + AF(Antenna Factor) + CL(Cable Loss) - PA(Preamp Factor)

Mode	Result	Type	Freq (Hz)	Level (dBuV/m)	Limit (dBuV/m)	Margin (dB)	Dist (m)	Condition	Azimuth (°)	Height (m)	Comments
5210MHz	Pass	AV	5.225G	94.09	Inf	-Inf	3	Vertical	37	1.50	-
5210MHz	Pass	AV	5.458G	43.95	54.00	-10.05	3	Vertical	37	1.50	-
5210MHz	Pass	PK	5.147G	66.39	74.00	-7.61	3	Vertical	37	1.50	-
5210MHz	Pass	PK	5.223G	106.69	Inf	-Inf	3	Vertical	37	1.50	-
5210MHz	Pass	PK	5.452G	56.92	74.00	-17.08	3	Vertical	37	1.50	-
5210MHz	Pass	AV	5.149G	53.72	54.00	-0.28	3	Horizontal	60	2.51	-
5210MHz	Pass	AV	5.219G	98.70	Inf	-Inf	3	Horizontal	60	2.51	-
5210MHz	Pass	AV	5.35G	45.68	54.00	-8.32	3	Horizontal	60	2.51	-
5210MHz	Pass	PK	5.15G	72.08	74.00	-1.92	3	Horizontal	60	2.51	-
5210MHz	Pass	PK	5.217G	109.75	Inf	-Inf	3	Horizontal	60	2.51	-
5210MHz	Pass	PK	5.354G	58.10	74.00	-15.90	3	Horizontal	60	2.51	-
5210MHz	Pass	AV	15.6297G	44.33	54.00	-9.67	3	Vertical	125	1.49	-
5210MHz	Pass	PK	10.41118G	55.86	68.20	-12.34	3	Vertical	76	1.53	-
5210MHz	Pass	PK	15.62208G	57.61	74.00	-16.39	3	Vertical	125	1.49	-
5210MHz	Pass	AV	15.6339G	44.32	54.00	-9.68	3	Horizontal	266	1.61	-
5210MHz	Pass	PK	10.41298G	56.31	68.20	-11.89	3	Horizontal	65	1.33	-
5210MHz	Pass	PK	15.62022G	57.97	74.00	-16.03	3	Horizontal	266	1.61	-
5290MHz	Pass	AV	5.15G	45.38	54.00	-8.62	3	Vertical	23	1.43	-
5290MHz	Pass	AV	5.277G	92.83	Inf	-Inf	3	Vertical	23	1.43	-
5290MHz	Pass	AV	5.351G	53.80	54.00	-0.20	3	Vertical	23	1.43	-
5290MHz	Pass	PK	5.13G	57.80	74.00	-16.20	3	Vertical	23	1.43	-
5290MHz	Pass	PK	5.279G	104.44	Inf	-Inf	3	Vertical	23	1.43	-
5290MHz	Pass	PK	5.356G	71.07	74.00	-2.93	3	Vertical	23	1.43	-
5290MHz	Pass	AV	5.15G	46.06	54.00	-7.94	3	Horizontal	60	2.56	-
5290MHz	Pass	AV	5.296G	100.68	Inf	-Inf	3	Horizontal	60	2.56	-
5290MHz	Pass	AV	5.35G	53.67	54.00	-0.33	3	Horizontal	60	2.56	-
5290MHz	Pass	PK	5.116G	59.58	74.00	-14.42	3	Horizontal	60	2.56	-
5290MHz	Pass	PK	5.296G	111.58	Inf	-Inf	3	Horizontal	60	2.56	-
5290MHz	Pass	PK	5.351G	69.57	74.00	-4.43	3	Horizontal	60	2.56	-
5290MHz	Pass	AV	10.6052G	43.25	54.00	-10.75	3	Vertical	306	2.94	-
5290MHz	Pass	AV	15.82626G	43.55	54.00	-10.45	3	Vertical	168	2.53	-
5290MHz	Pass	PK	10.59584G	56.81	68.20	-11.39	3	Vertical	306	2.94	-
5290MHz	Pass	PK	15.86352G	57.20	74.00	-16.80	3	Vertical	168	2.53	-
5290MHz	Pass	AV	10.6052G	43.10	54.00	-10.90	3	Horizontal	328	1.47	-
5290MHz	Pass	AV	15.82968G	43.56	54.00	-10.44	3	Horizontal	221	1.63	-
5290MHz	Pass	PK	10.61942G	56.32	74.00	-17.68	3	Horizontal	328	1.47	-
5290MHz	Pass	PK	15.82716G	56.96	74.00	-17.04	3	Horizontal	221	1.63	-
5530MHz	Pass	AV	5.46G	49.34	54.00	-4.66	3	Vertical	43	1.50	-
5530MHz	Pass	AV	5.54G	98.12	Inf	-Inf	3	Vertical	43	1.50	-
5530MHz	Pass	PK	5.467G	67.92	68.20	-0.28	3	Vertical	43	1.50	-
5530MHz	Pass	PK	5.543G	109.73	Inf	-Inf	3	Vertical	43	1.50	-
5530MHz	Pass	PK	5.744G	58.03	68.20	-10.17	3	Vertical	43	1.50	-
5530MHz	Pass	AV	5.46G	49.32	54.00	-4.68	3	Horizontal	257	1.91	-
5530MHz	Pass	AV	5.54G	99.06	Inf	-Inf	3	Horizontal	257	1.91	-
5530MHz	Pass	PK	5.465G	67.87	68.20	-0.33	3	Horizontal	257	1.91	-
5530MHz	Pass	PK	5.546G	110.76	Inf	-Inf	3	Horizontal	257	1.91	-
5530MHz	Pass	PK	5.731G	57.57	68.20	-10.63	3	Horizontal	257	1.91	-
5530MHz	Pass	AV	11.06726G	44.23	54.00	-9.77	3	Vertical	337	1.49	-
5530MHz	Pass	PK	11.05538G	57.14	74.00	-16.86	3	Vertical	337	1.49	-

Remark :

Level (dBuV/m) = Raw(Read Level) + AF(Antenna Factor) + CL(Cable Loss) - PA(Preamp Factor)

Mode	Result	Type	Freq (Hz)	Level (dBuV/m)	Limit (dBuV/m)	Margin (dB)	Dist (m)	Condition	Azimuth (°)	Height (m)	Comments
5530MHz	Pass	PK	16.60338G	59.54	68.20	-8.66	3	Vertical	148	2.51	-
5530MHz	Pass	AV	11.05298G	44.09	54.00	-9.91	3	Horizontal	36	2.06	-
5530MHz	Pass	PK	11.05388G	57.30	74.00	-16.70	3	Horizontal	36	2.06	-
5530MHz	Pass	PK	16.60284G	59.60	68.20	-8.60	3	Horizontal	276	2.20	-
5610MHz	Pass	AV	5.46G	49.21	54.00	-4.79	3	Vertical	19	1.69	-
5610MHz	Pass	AV	5.622G	100.30	Inf	-Inf	3	Vertical	19	1.69	-
5610MHz	Pass	PK	5.469G	65.33	68.20	-2.87	3	Vertical	19	1.69	-
5610MHz	Pass	PK	5.603G	113.15	Inf	-Inf	3	Vertical	19	1.69	-
5610MHz	Pass	PK	5.731G	68.10	68.20	-0.10	3	Vertical	19	1.69	-
5610MHz	Pass	AV	5.459G	46.96	54.00	-7.04	3	Horizontal	270	1.37	-
5610MHz	Pass	AV	5.624G	100.05	Inf	-Inf	3	Horizontal	270	1.37	-
5610MHz	Pass	PK	5.464G	60.58	68.20	-7.62	3	Horizontal	270	1.37	-
5610MHz	Pass	PK	5.623G	111.57	Inf	-Inf	3	Horizontal	270	1.37	-
5610MHz	Pass	PK	5.732G	64.04	68.20	-4.16	3	Horizontal	270	1.37	-
5610MHz	Pass	AV	11.223G	44.51	54.00	-9.49	3	Vertical	289	2.06	-
5610MHz	Pass	PK	11.22372G	57.94	74.00	-16.06	3	Vertical	289	2.06	-
5610MHz	Pass	PK	16.83414G	60.55	68.20	-7.65	3	Vertical	360	1.00	-
5610MHz	Pass	AV	11.23476G	44.60	54.00	-9.40	3	Horizontal	268	1.50	-
5610MHz	Pass	PK	11.2059G	58.50	74.00	-15.50	3	Horizontal	268	1.50	-
5610MHz	Pass	PK	16.84332G	60.60	68.20	-7.60	3	Horizontal	35	1.48	-
5690MHz Straddle 5.47-5.725GHz	Pass	AV	5.4596G	45.77	54.00	-8.23	3	Vertical	18	1.87	-
5690MHz Straddle 5.47-5.725GHz	Pass	AV	5.6792G	101.86	Inf	-Inf	3	Vertical	18	1.87	-
5690MHz Straddle 5.47-5.725GHz	Pass	PK	5.4668G	58.47	68.20	-9.73	3	Vertical	18	1.87	-
5690MHz Straddle 5.47-5.725GHz	Pass	PK	5.6768G	114.67	Inf	-Inf	3	Vertical	18	1.87	-
5690MHz Straddle 5.47-5.725GHz	Pass	PK	5.858G	67.96	68.20	-0.24	3	Vertical	18	1.87	-
5690MHz Straddle 5.47-5.725GHz	Pass	AV	5.4572G	45.92	54.00	-8.08	3	Horizontal	266	1.70	-
5690MHz Straddle 5.47-5.725GHz	Pass	AV	5.6996G	101.56	Inf	-Inf	3	Horizontal	266	1.70	-
5690MHz Straddle 5.47-5.725GHz	Pass	PK	5.4644G	58.64	68.20	-9.56	3	Horizontal	266	1.70	-
5690MHz Straddle 5.47-5.725GHz	Pass	PK	5.702G	113.68	Inf	-Inf	3	Horizontal	266	1.70	-
5690MHz Straddle 5.47-5.725GHz	Pass	PK	5.852G	65.01	68.20	-3.19	3	Horizontal	266	1.70	-
5690MHz Straddle 5.47-5.725GHz	Pass	AV	11.37574G	46.59	54.00	-7.41	3	Vertical	336	1.29	-
5690MHz Straddle 5.47-5.725GHz	Pass	PK	11.37154G	59.81	74.00	-14.19	3	Vertical	336	1.29	-
5690MHz Straddle 5.47-5.725GHz	Pass	PK	17.07492G	62.96	68.20	-5.24	3	Vertical	287	2.57	-
5690MHz Straddle 5.47-5.725GHz	Pass	AV	11.38144G	46.36	54.00	-7.64	3	Horizontal	37	1.37	-
5690MHz Straddle 5.47-5.725GHz	Pass	PK	11.38762G	59.79	74.00	-14.21	3	Horizontal	37	1.37	-
5690MHz Straddle 5.47-5.725GHz	Pass	PK	17.08176G	63.51	68.20	-4.69	3	Horizontal	22	1.50	-
5775MHz	Pass	AV	5.7894G	101.22	Inf	-Inf	3	Vertical	22	1.46	-
5775MHz	Pass	PK	5.649G	67.79	68.20	-0.41	3	Vertical	22	1.46	-
5775MHz	Pass	PK	5.7978G	114.44	Inf	-Inf	3	Vertical	22	1.46	-
5775MHz	Pass	PK	5.9262G	65.56	68.20	-2.64	3	Vertical	22	1.46	-
5775MHz	Pass	AV	5.7486G	100.08	Inf	-Inf	3	Horizontal	273	1.50	-
5775MHz	Pass	PK	5.6502G	66.69	68.35	-1.66	3	Horizontal	273	1.50	-
5775MHz	Pass	PK	5.751G	114.45	Inf	-Inf	3	Horizontal	273	1.50	-
5775MHz	Pass	PK	5.9238G	63.83	69.09	-5.26	3	Horizontal	273	1.50	-
5775MHz	Pass	AV	11.5494G	47.23	54.00	-6.77	3	Vertical	296	2.07	-
5775MHz	Pass	PK	11.5361G	60.68	74.00	-13.32	3	Vertical	296	2.07	-
5775MHz	Pass	PK	17.32422G	63.99	68.20	-4.21	3	Vertical	349	1.50	-
5775MHz	Pass	AV	11.55774G	45.46	54.00	-8.54	3	Horizontal	67	1.50	-
5775MHz	Pass	PK	11.54988G	59.14	74.00	-14.86	3	Horizontal	67	1.50	-

Level (dBuV/m) = Raw(Read Level) + AF(Antenna Factor) + CL(Cable Loss) - PA(Preamp Factor)

Mode	Result	Type	Freq (Hz)	Level (dBuV/m)	Limit (dBuV/m)	Margin (dB)	Dist (m)	Condition	Azimuth (°)	Height (m)	Comments
5775MHz	Pass	PK	17.33592G	64.42	68.20	-3.78	3	Horizontal	320	1.50	-

802.11ax HEW20-BF_Nss1,(MCS0)_2TX

5180MHz_TX

19/02/2020

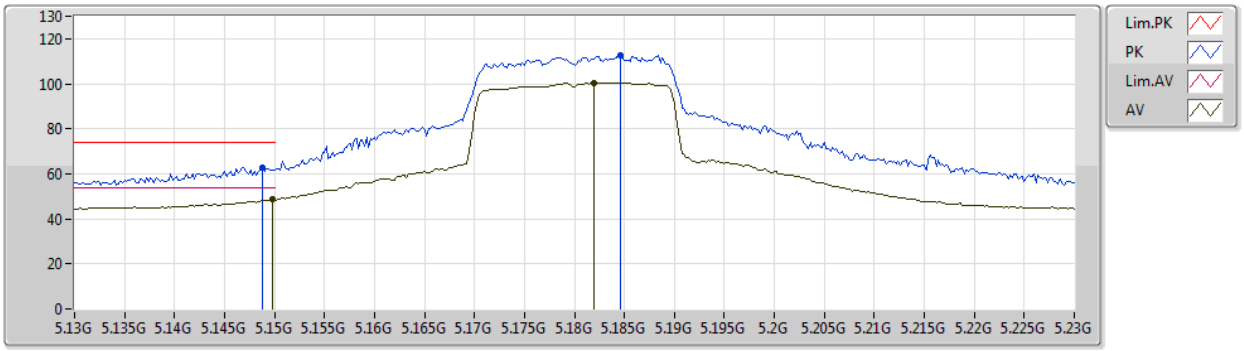

Type	Freq	Level	Limit	Margin	Factor	Dist	Condition	Azimuth	Height	Comment	Raw	AF	CL	PA
	(Hz)	(dBuV/m)	(dBuV/m)	(dB)	(dB)	(m)		(°)	(m)		(dBuV)	(dB)	(dB)	(dB)
AV	5.1498G	48.79	54.00	-5.21	4.64	3	Vertical	29	1.50	-	44.15	31.80	6.89	34.05
AV	5.182G	100.51	Inf	-Inf	4.53	3	Vertical	29	1.50	-	95.98	31.67	6.91	34.05
PK	5.1488G	62.69	74.00	-11.31	4.64	3	Vertical	29	1.50	-	58.05	31.80	6.89	34.05
PK	5.1846G	112.79	Inf	-Inf	4.52	3	Vertical	29	1.50	-	108.27	31.66	6.91	34.05

802.11ax HEW20-BF_Nss1,(MCS0)_2TX

5180MHz_TX

19/02/2020

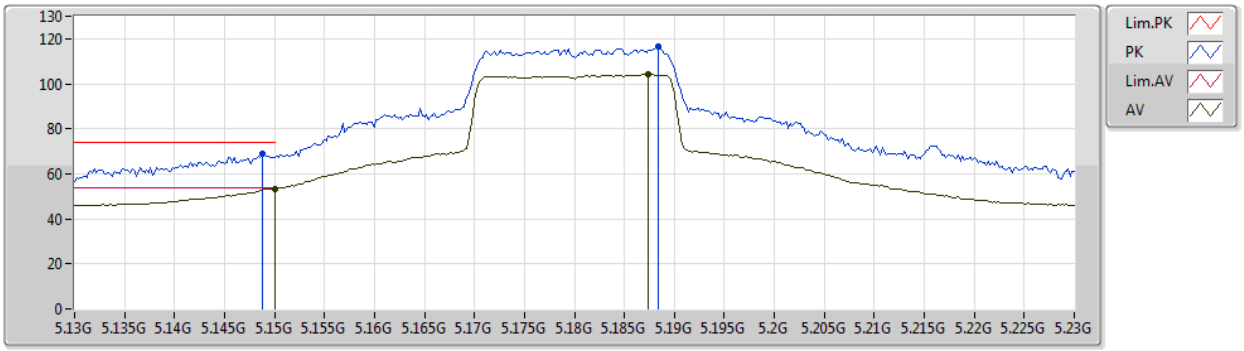

Type	Freq	Level	Limit	Margin	Factor	Dist	Condition	Azimuth	Height	Comment	Raw	AF	CL	PA
	(Hz)	(dBuV/m)	(dBuV/m)	(dB)	(dB)	(m)		(°)	(m)		(dBuV)	(dB)	(dB)	(dB)
AV	5.15G	53.27	54.00	-0.73	4.64	3	Horizontal	63	2.25	-	48.63	31.80	6.89	34.05
AV	5.1874G	104.27	Inf	-Inf	4.52	3	Horizontal	63	2.25	-	99.75	31.65	6.92	34.05
PK	5.1488G	68.84	74.00	-5.16	4.64	3	Horizontal	63	2.25	-	64.20	31.80	6.89	34.05
PK	5.1884G	116.62	Inf	-Inf	4.52	3	Horizontal	63	2.25	-	112.10	31.65	6.92	34.05

802.11ax HEW20-BF_Nss1,(MCS0)_2TX

5180MHz_TX

19/02/2020

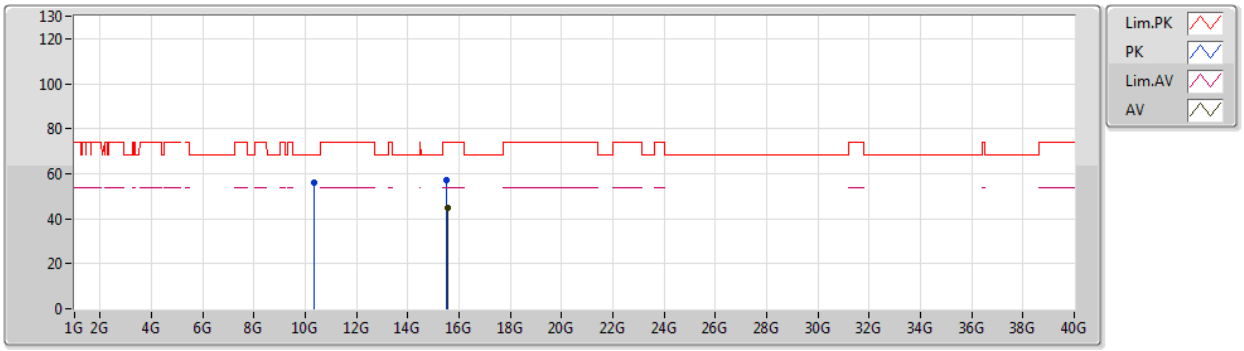

Type	Freq	Level	Limit	Margin	Factor	Dist	Condition	Azimuth	Height	Comment	Raw	AF	CL	PA
	(Hz)	(dBuV/m)	(dBuV/m)	(dB)	(dB)	(m)		(°)	(m)		(dBuV)	(dB)	(dB)	(dB)
AV	15.53928G	44.66	54.00	-9.34	15.54	3	Vertical	306	1.50	-	29.12	38.93	10.62	34.01
PK	10.36636G	56.28	68.20	-11.92	13.98	3	Vertical	154	1.05	-	42.30	39.38	9.14	34.54
PK	15.52656G	56.99	74.00	-17.01	15.59	3	Vertical	306	1.50	-	41.40	38.97	10.62	34.00

802.11ax HEW20-BF_Nss1,(MCS0)_2TX

5180MHz_TX

19/02/2020

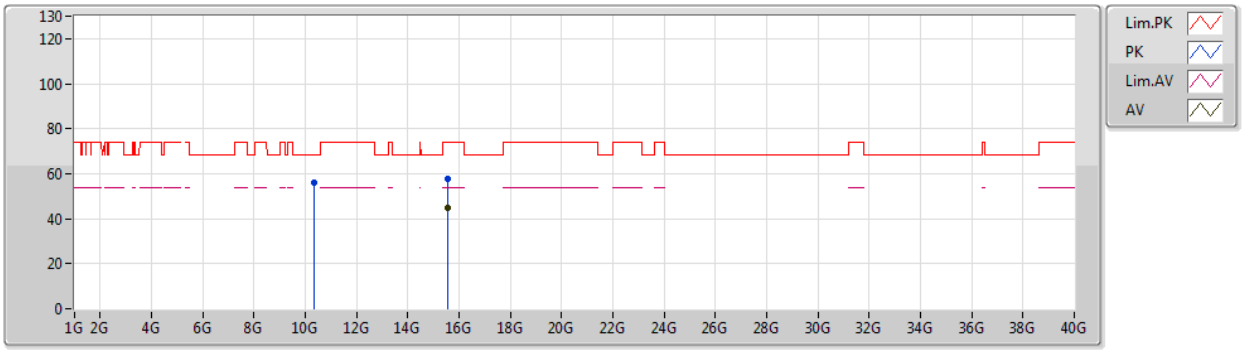

Type	Freq	Level	Limit	Margin	Factor	Dist	Condition	Azimuth	Height	Comment	Raw	AF	CL	PA
	(Hz)	(dBuV/m)	(dBuV/m)	(dB)	(dB)	(m)		(°)	(m)		(dBuV)	(dB)	(dB)	(dB)
AV	15.55374G	44.59	54.00	-9.41	15.48	3	Horizontal	103	1.50	-	29.11	38.88	10.62	34.02
PK	10.36048G	56.04	68.20	-12.16	13.96	3	Horizontal	332	2.96	-	42.08	39.37	9.13	34.54
PK	15.53796G	57.68	74.00	-16.32	15.54	3	Horizontal	103	1.50	-	42.14	38.93	10.62	34.01

802.11ax HEW20-BF_Nss1,(MCS0)_2TX

5200MHz_TX

19/02/2020

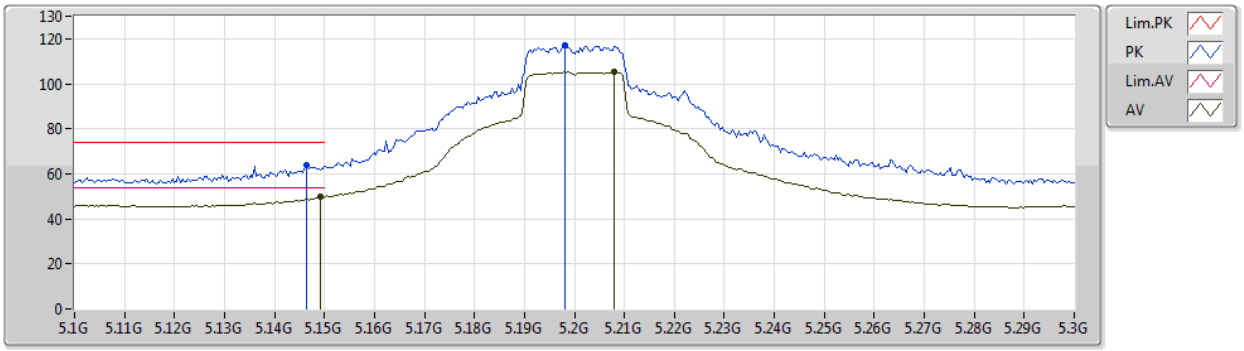

Type	Freq	Level	Limit	Margin	Factor	Dist	Condition	Azimuth	Height	Comment	Raw	AF	CL	PA
	(Hz)	(dBuV/m)	(dBuV/m)	(dB)	(dB)	(m)		(°)	(m)		(dBuV)	(dB)	(dB)	(dB)
AV	5.1492G	49.66	54.00	-4.34	4.64	3	Vertical	31	1.50	-	45.02	31.80	6.89	34.05
AV	5.208G	105.38	Inf	-Inf	4.45	3	Vertical	31	1.50	-	100.93	31.57	6.93	34.05
PK	5.1464G	63.90	74.00	-10.10	4.65	3	Vertical	31	1.50	-	59.25	31.81	6.89	34.05
PK	5.198G	116.95	Inf	-Inf	4.48	3	Vertical	31	1.50	-	112.47	31.61	6.92	34.05

802.11ax HEW20-BF_Nss1,(MCS0)_2TX

5200MHz_TX

19/02/2020

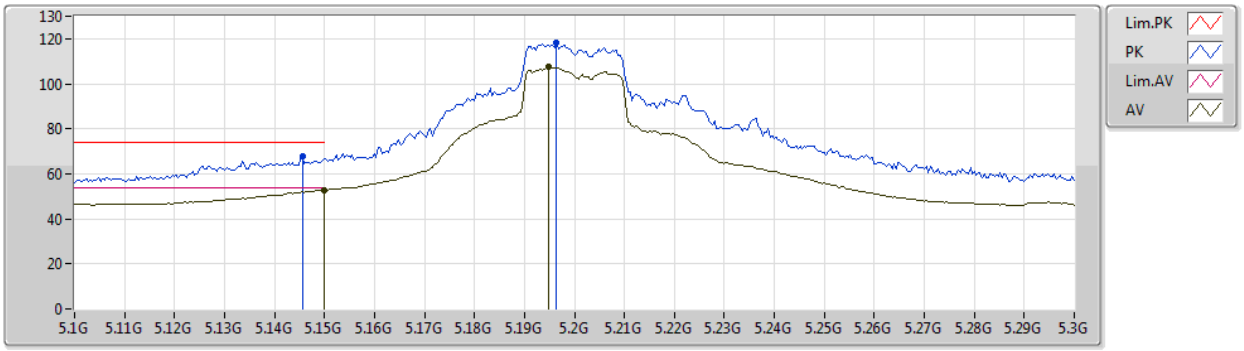

Type	Freq	Level	Limit	Margin	Factor	Dist	Condition	Azimuth	Height	Comment	Raw	AF	CL	PA
	(Hz)	(dBuV/m)	(dBuV/m)	(dB)	(dB)	(m)		(°)	(m)		(dBuV)	(dB)	(dB)	(dB)
AV	5.15G	52.77	54.00	-1.23	4.64	3	Horizontal	100	1.57	-	48.13	31.80	6.89	34.05
AV	5.1948G	107.38	Inf	-Inf	4.49	3	Horizontal	100	1.57	-	102.89	31.62	6.92	34.05
PK	5.1456G	67.88	74.00	-6.12	4.66	3	Horizontal	100	1.57	-	63.22	31.82	6.89	34.05
PK	5.1964G	118.50	Inf	-Inf	4.48	3	Horizontal	100	1.57	-	114.02	31.61	6.92	34.05

802.11ax HEW20-BF_Nss1,(MCS0)_2TX

5200MHz_TX

19/02/2020

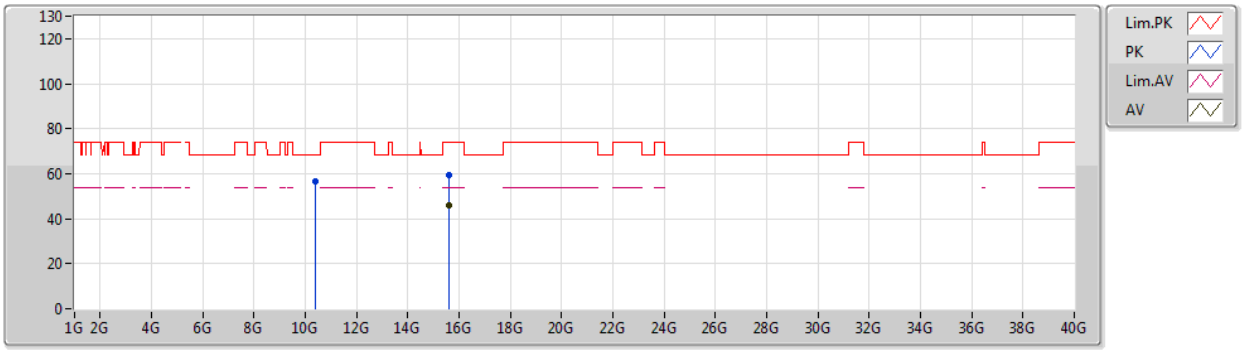

Type	Freq	Level	Limit	Margin	Factor	Dist	Condition	Azimuth	Height	Comment	Raw	AF	CL	PA
	(Hz)	(dBuV/m)	(dBuV/m)	(dB)	(dB)	(m)		(°)	(m)		(dBuV)	(dB)	(dB)	(dB)
AV	15.60036G	45.99	54.00	-8.01	15.31	3	Vertical	351	2.15	-	30.68	38.74	10.64	34.07
PK	10.402G	56.74	68.20	-11.46	14.06	3	Vertical	308	1.48	-	42.68	39.42	9.16	34.52
PK	15.59184G	59.37	74.00	-14.63	15.35	3	Vertical	351	2.15	-	44.02	38.77	10.64	34.06

802.11ax HEW20-BF_Nss1,(MCS0)_2TX

5200MHz_TX

19/02/2020

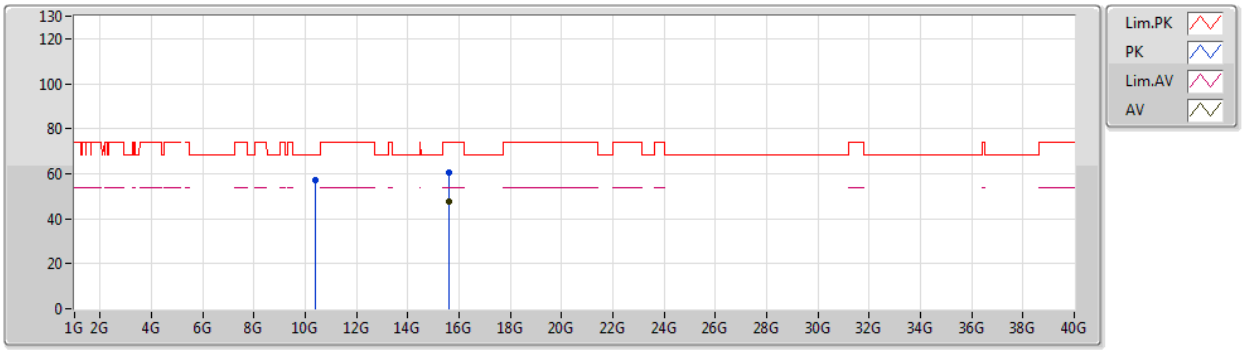

Type	Freq	Level	Limit	Margin	Factor	Dist	Condition	Azimuth	Height	Comment	Raw	AF	CL	PA
	(Hz)	(dBuV/m)	(dBuV/m)	(dB)	(dB)	(m)		(°)	(m)		(dBuV)	(dB)	(dB)	(dB)
AV	15.5943G	47.73	54.00	-6.27	15.33	3	Horizontal	54	1.50	-	32.40	38.76	10.64	34.07
PK	10.39852G	56.95	68.20	-11.25	14.06	3	Horizontal	83	1.73	-	42.89	39.42	9.16	34.52
PK	15.59136G	60.27	74.00	-13.73	15.35	3	Horizontal	54	1.50	-	44.92	38.77	10.64	34.06

802.11ax HEW20-BF_Nss1,(MCS0)_2TX

5240MHz_TX

19/02/2020

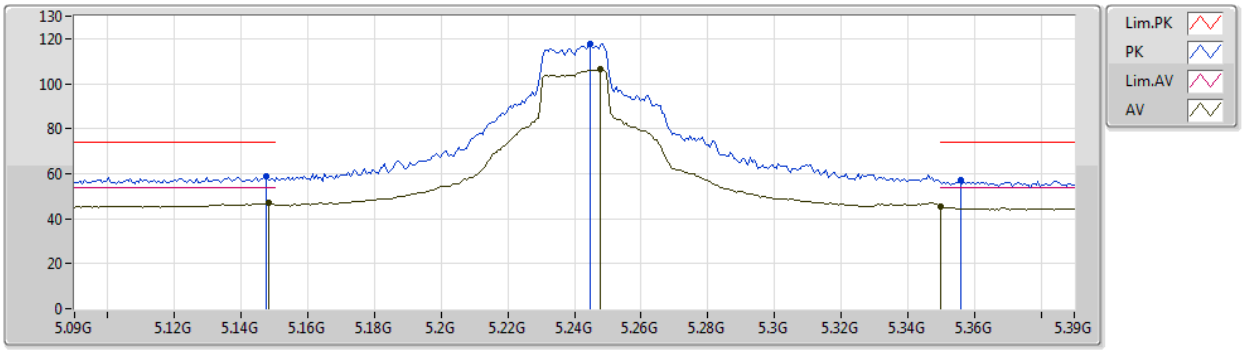

Type	Freq	Level	Limit	Margin	Factor	Dist	Condition	Azimuth	Height	Comment	Raw	AF	CL	PA
	(Hz)	(dBuV/m)	(dBuV/m)	(dB)	(dB)	(m)		(°)	(m)		(dBuV)	(dB)	(dB)	(dB)
AV	5.1482G	46.89	54.00	-7.11	4.65	3	Vertical	21	1.50	-	42.24	31.81	6.89	34.05
AV	5.2478G	106.55	Inf	-Inf	4.31	3	Vertical	21	1.50	-	102.24	31.41	6.95	34.05
AV	5.35G	45.58	54.00	-8.42	4.28	3	Vertical	21	1.50	-	41.30	31.35	6.99	34.06
PK	5.1476G	58.57	74.00	-15.43	4.65	3	Vertical	21	1.50	-	53.92	31.81	6.89	34.05
PK	5.2448G	117.53	Inf	-Inf	4.31	3	Vertical	21	1.50	-	113.22	31.42	6.94	34.05
PK	5.3558G	57.20	74.00	-16.80	4.31	3	Vertical	21	1.50	-	52.89	31.37	7.00	34.06

802.11ax HEW20-BF_Nss1,(MCS0)_2TX

5240MHz_TX

19/02/2020

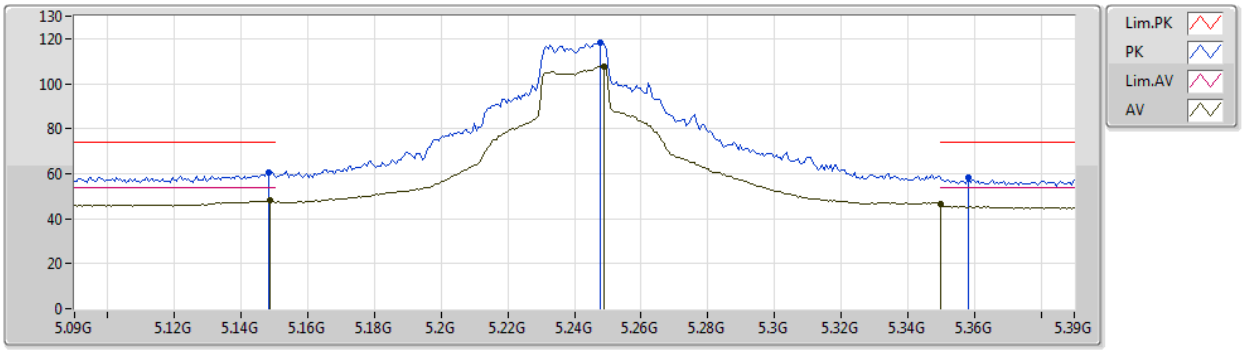

Type	Freq	Level	Limit	Margin	Factor	Dist	Condition	Azimuth	Height	Comment	Raw	AF	CL	PA
	(Hz)	(dBuV/m)	(dBuV/m)	(dB)	(dB)	(m)		(°)	(m)		(dBuV)	(dB)	(dB)	(dB)
AV	5.1488G	47.99	54.00	-6.01	4.64	3	Horizontal	266	2.05	-	43.35	31.80	6.89	34.05
AV	5.249G	107.55	Inf	-Inf	4.30	3	Horizontal	266	2.05	-	103.25	31.40	6.95	34.05
AV	5.35G	46.37	54.00	-7.63	4.28	3	Horizontal	266	2.05	-	42.09	31.35	6.99	34.06
PK	5.1482G	60.53	74.00	-13.47	4.65	3	Horizontal	266	2.05	-	55.88	31.81	6.89	34.05
PK	5.2478G	118.40	Inf	-Inf	4.31	3	Horizontal	266	2.05	-	114.09	31.41	6.95	34.05
PK	5.3582G	58.37	74.00	-15.63	4.31	3	Horizontal	266	2.05	-	54.06	31.37	7.00	34.06

802.11ax HEW20-BF_Nss1,(MCS0)_2TX

5240MHz_TX

19/02/2020

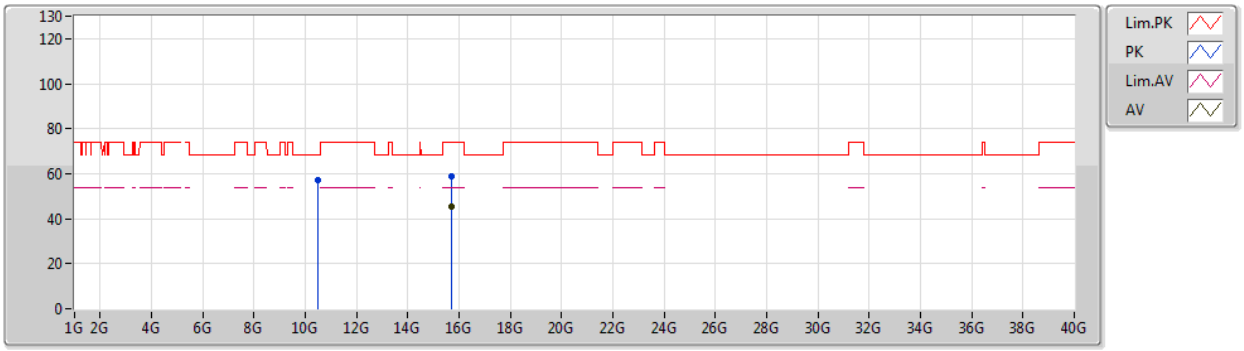

Type	Freq	Level	Limit	Margin	Factor	Dist	Condition	Azimuth	Height	Comment	Raw	AF	CL	PA
	(Hz)	(dBuV/m)	(dBuV/m)	(dB)	(dB)	(m)		(°)	(m)		(dBuV)	(dB)	(dB)	(dB)
AV	15.71886G	45.63	54.00	-8.37	14.86	3	Vertical	14	1.50	-	30.77	38.37	10.68	34.19
PK	10.47076G	57.21	68.20	-10.99	14.24	3	Vertical	327	3.00	-	42.97	39.51	9.21	34.48
PK	15.72888G	59.11	74.00	-14.89	14.83	3	Vertical	14	1.50	-	44.28	38.34	10.69	34.20

802.11ax HEW20-BF_Nss1,(MCS0)_2TX

5240MHz_TX

19/02/2020

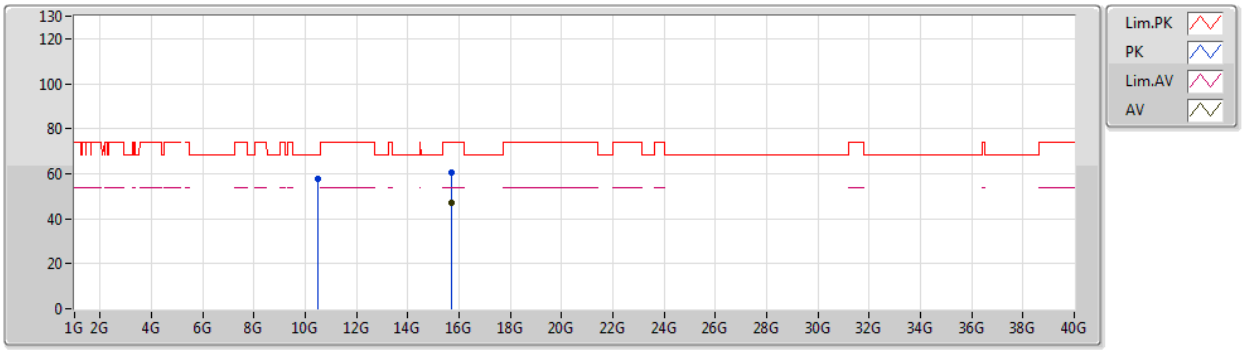

Type	Freq	Level	Limit	Margin	Factor	Dist	Condition	Azimuth	Height	Comment	Raw	AF	CL	PA
	(Hz)	(dBuV/m)	(dBuV/m)	(dB)	(dB)	(m)		(°)	(m)		(dBuV)	(dB)	(dB)	(dB)
AV	15.71754G	46.91	54.00	-7.09	14.87	3	Horizontal	49	1.48	-	32.04	38.38	10.68	34.19
PK	10.48492G	57.70	68.20	-10.50	14.28	3	Horizontal	303	2.16	-	43.42	39.53	9.22	34.47
PK	15.72492G	60.43	74.00	-13.57	14.83	3	Horizontal	49	1.48	-	45.60	38.35	10.68	34.20

802.11ax HEW20-BF_Nss1,(MCS0)_2TX

5260MHz_TX

19/02/2020

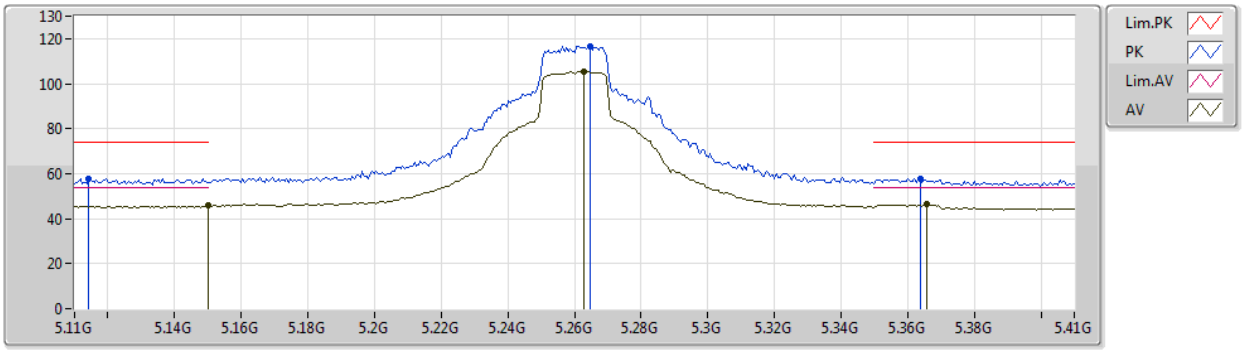

Type	Freq	Level	Limit	Margin	Factor	Dist	Condition	Azimuth	Height	Comment	Raw	AF	CL	PA
	(Hz)	(dBuV/m)	(dBuV/m)	(dB)	(dB)	(m)		(°)	(m)		(dBuV)	(dB)	(dB)	(dB)
AV	5.15G	45.77	54.00	-8.23	4.64	3	Vertical	26	1.49	-	41.13	31.80	6.89	34.05
AV	5.263G	105.41	Inf	-Inf	4.24	3	Vertical	26	1.49	-	101.17	31.35	6.95	34.06
AV	5.3656G	46.33	54.00	-7.67	4.34	3	Vertical	26	1.49	-	41.99	31.40	7.00	34.06
PK	5.1142G	57.80	74.00	-16.20	4.76	3	Vertical	26	1.49	-	53.04	31.94	6.87	34.05
PK	5.2648G	116.78	Inf	-Inf	4.23	3	Vertical	26	1.49	-	112.55	31.34	6.95	34.06
PK	5.3638G	57.78	74.00	-16.22	4.33	3	Vertical	26	1.49	-	53.45	31.39	7.00	34.06

802.11ax HEW20-BF_Nss1,(MCS0)_2TX

5260MHz_TX

19/02/2020

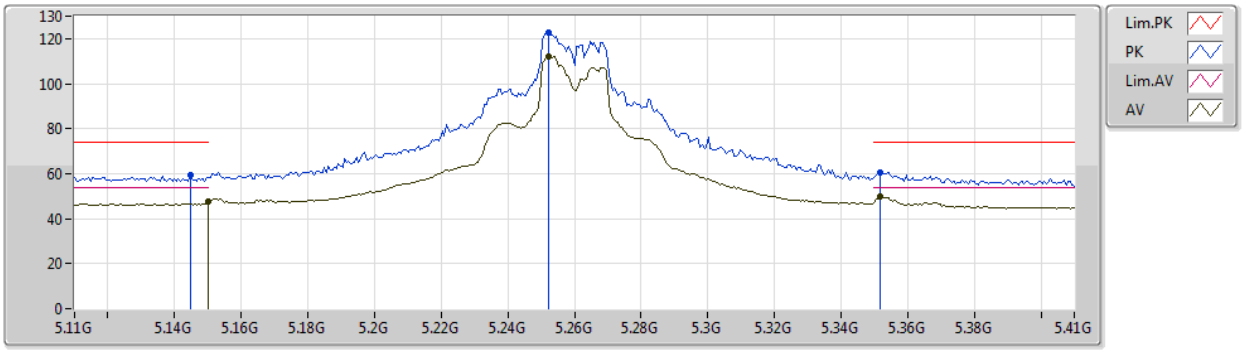

Type	Freq	Level	Limit	Margin	Factor	Dist	Condition	Azimuth	Height	Comment	Raw	AF	CL	PA
	(Hz)	(dBuV/m)	(dBuV/m)	(dB)	(dB)	(m)		(°)	(m)		(dBuV)	(dB)	(dB)	(dB)
AV	5.15G	47.36	54.00	-6.64	4.64	3	Horizontal	58	2.72	-	42.72	31.80	6.89	34.05
AV	5.2522G	112.23	Inf	-Inf	4.28	3	Horizontal	58	2.72	-	107.95	31.39	6.95	34.06
AV	5.3518G	49.63	54.00	-4.37	4.29	3	Horizontal	58	2.72	-	45.34	31.36	6.99	34.06
PK	5.1448G	59.13	74.00	-14.87	4.66	3	Horizontal	58	2.72	-	54.47	31.82	6.89	34.05
PK	5.2522G	122.85	Inf	-Inf	4.28	3	Horizontal	58	2.72	-	118.57	31.39	6.95	34.06
PK	5.3518G	60.75	74.00	-13.25	4.29	3	Horizontal	58	2.72	-	56.46	31.36	6.99	34.06

802.11ax HEW20-BF_Nss1,(MCS0)_2TX

5260MHz_TX

19/02/2020

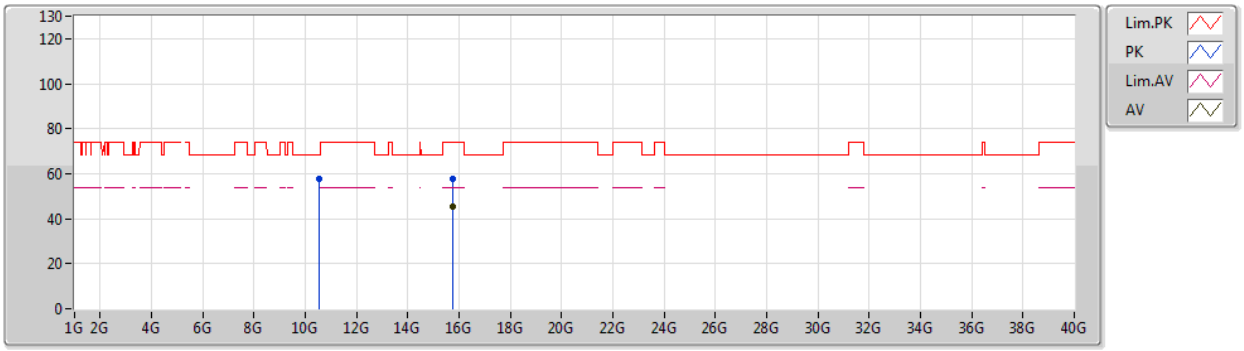

Type	Freq	Level	Limit	Margin	Factor	Dist	Condition	Azimuth	Height	Comment	Raw	AF	CL	PA
	(Hz)	(dBuV/m)	(dBuV/m)	(dB)	(dB)	(m)		(°)	(m)		(dBuV)	(dB)	(dB)	(dB)
AV	15.77856G	45.19	54.00	-8.81	14.64	3	Vertical	76	1.49	-	30.55	38.19	10.70	34.25
PK	10.52264G	57.81	68.20	-10.39	14.37	3	Vertical	303	1.97	-	43.44	39.58	9.24	34.45
PK	15.76998G	57.92	74.00	-16.08	14.66	3	Vertical	76	1.49	-	43.26	38.21	10.70	34.25

802.11ax HEW20-BF_Nss1,(MCS0)_2TX

5260MHz_TX

19/02/2020

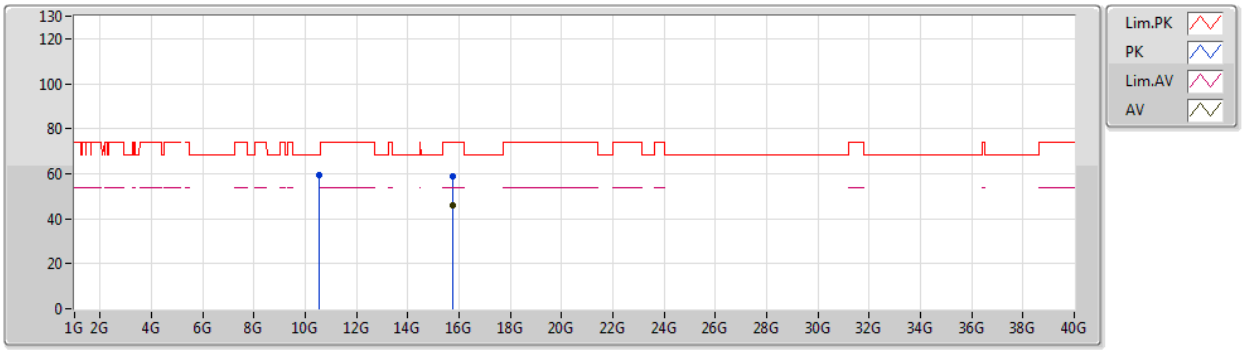

Type	Freq	Level	Limit	Margin	Factor	Dist	Condition	Azimuth	Height	Comment	Raw	AF	CL	PA
	(Hz)	(dBuV/m)	(dBuV/m)	(dB)	(dB)	(m)		(°)	(m)		(dBuV)	(dB)	(dB)	(dB)
AV	15.77586G	45.67	54.00	-8.33	14.64	3	Horizontal	47	1.50	-	31.03	38.19	10.70	34.25
PK	10.53092G	59.25	68.20	-8.95	14.40	3	Horizontal	359	1.60	-	44.85	39.59	9.25	34.44
PK	15.7707G	58.70	74.00	-15.30	14.66	3	Horizontal	47	1.50	-	44.04	38.21	10.70	34.25

802.11ax HEW20-BF_Nss1,(MCS0)_2TX

5300MHz_TX

19/02/2020

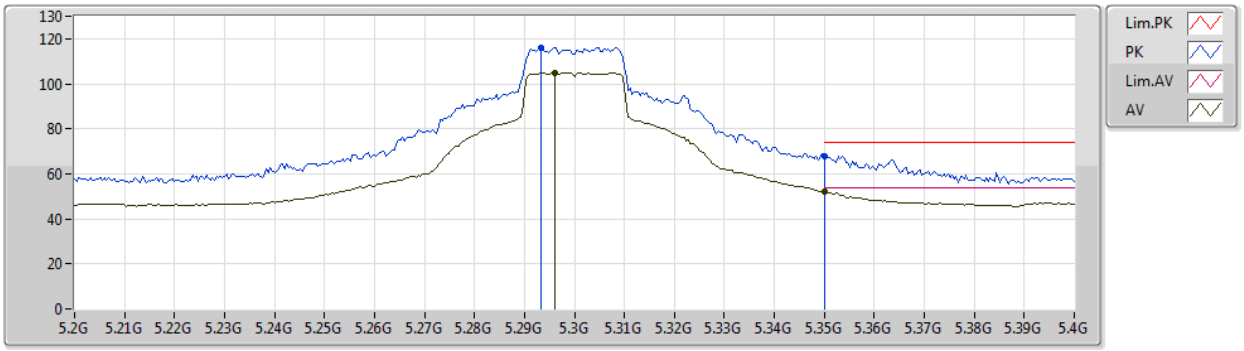

Type	Freq	Level	Limit	Margin	Factor	Dist	Condition	Azimuth	Height	Comment	Raw	AF	CL	PA
	(Hz)	(dBuV/m)	(dBuV/m)	(dB)	(dB)	(m)		(°)	(m)		(dBuV)	(dB)	(dB)	(dB)
AV	5.296G	104.90	Inf	-Inf	4.13	3	Vertical	21	1.38	-	100.77	31.22	6.97	34.06
AV	5.35G	51.92	54.00	-2.08	4.28	3	Vertical	21	1.38	-	47.64	31.35	6.99	34.06
PK	5.2932G	116.16	Inf	-Inf	4.14	3	Vertical	21	1.38	-	112.02	31.23	6.97	34.06
PK	5.35G	67.71	74.00	-6.29	4.28	3	Vertical	21	1.38	-	63.43	31.35	6.99	34.06

802.11ax HEW20-BF_Nss1,(MCS0)_2TX

5300MHz_TX

19/02/2020

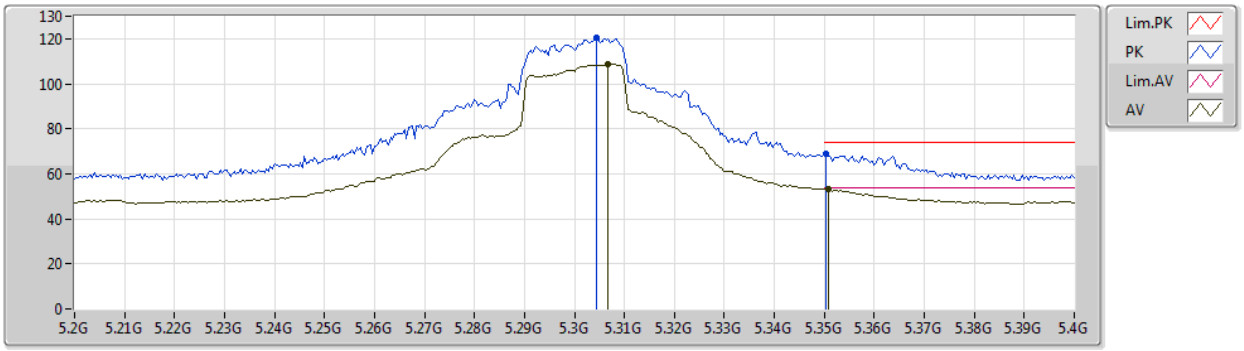

Type	Freq	Level	Limit	Margin	Factor	Dist	Condition	Azimuth	Height	Comment	Raw	AF	CL	PA
	(Hz)	(dBuV/m)	(dBuV/m)	(dB)	(dB)	(m)		(°)	(m)		(dBuV)	(dB)	(dB)	(dB)
AV	5.3068G	108.83	Inf	-Inf	4.13	3	Horizontal	62	1.01	-	104.70	31.22	6.97	34.06
AV	5.3508G	53.15	54.00	-0.85	4.28	3	Horizontal	62	1.01	-	48.87	31.35	6.99	34.06
PK	5.3044G	120.31	Inf	-Inf	4.12	3	Horizontal	62	1.01	-	116.19	31.21	6.97	34.06
PK	5.3504G	68.68	74.00	-5.32	4.28	3	Horizontal	62	1.01	-	64.40	31.35	6.99	34.06

802.11ax HEW20-BF_Nss1,(MCS0)_2TX

5300MHz_TX

19/02/2020

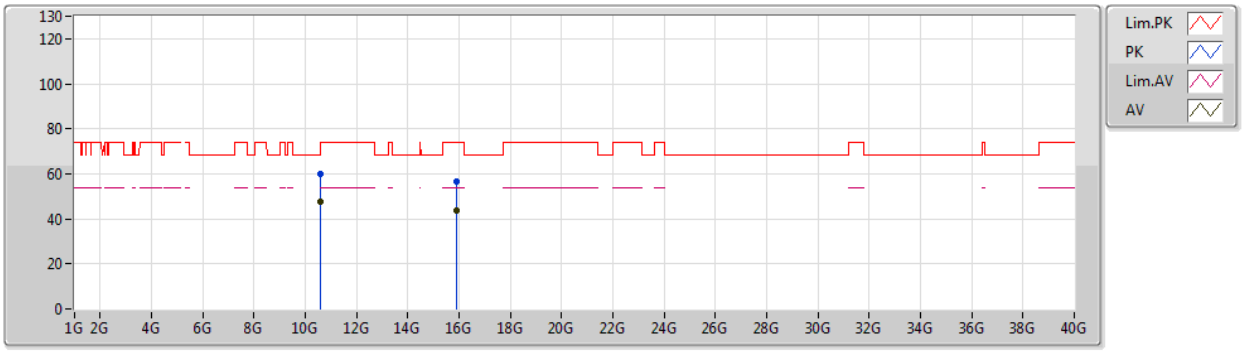

Type	Freq	Level	Limit	Margin	Factor	Dist	Condition	Azimuth	Height	Comment	Raw	AF	CL	PA
	(Hz)	(dBuV/m)	(dBuV/m)	(dB)	(dB)	(m)		(°)	(m)		(dBuV)	(dB)	(dB)	(dB)
AV	10.60084G	47.44	54.00	-6.56	14.57	3	Vertical	300	2.88	-	32.87	39.68	9.29	34.40
AV	15.8919G	43.55	54.00	-10.45	14.21	3	Vertical	0	1.50	-	29.34	37.84	10.74	34.37
PK	10.60012G	60.13	74.00	-13.87	14.57	3	Vertical	300	2.88	-	45.56	39.68	9.29	34.40
PK	15.8927G	56.42	74.00	-17.58	14.20	3	Vertical	0	1.50	-	42.22	37.83	10.74	34.37

802.11ax HEW20-BF_Nss1,(MCS0)_2TX

5300MHz_TX

19/02/2020

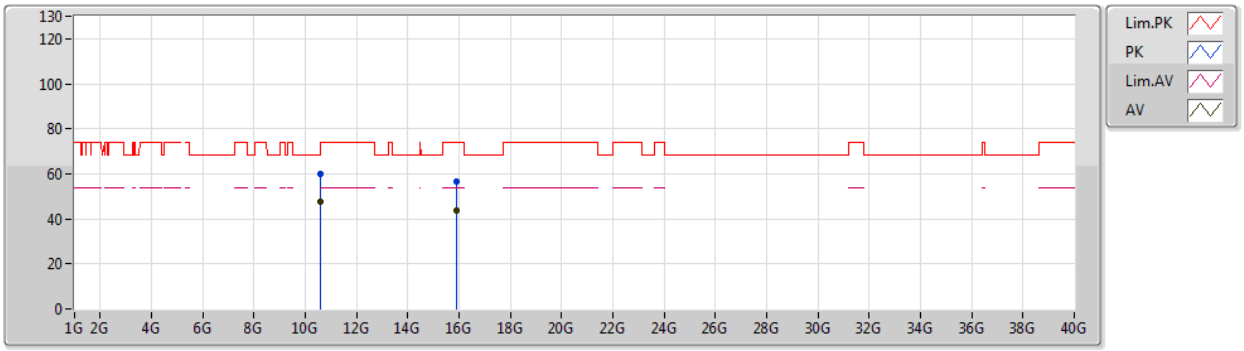

Type	Freq	Level	Limit	Margin	Factor	Dist	Condition	Azimuth	Height	Comment	Raw	AF	CL	PA
	(Hz)	(dBuV/m)	(dBuV/m)	(dB)	(dB)	(m)		(°)	(m)		(dBuV)	(dB)	(dB)	(dB)
AV	10.60256G	47.48	54.00	-6.52	14.58	3	Horizontal	326	1.49	-	32.90	39.68	9.30	34.40
AV	15.8996G	43.90	54.00	-10.10	14.18	3	Horizontal	294	1.50	-	29.72	37.81	10.75	34.38
PK	10.6054G	59.94	74.00	-14.06	14.59	3	Horizontal	326	1.49	-	45.35	39.69	9.30	34.40
PK	15.9028G	56.52	74.00	-17.48	14.17	3	Horizontal	294	1.50	-	42.35	37.80	10.75	34.38

802.11ax HEW20-BF_Nss1,(MCS0)_2TX

5320MHz_TX

19/02/2020

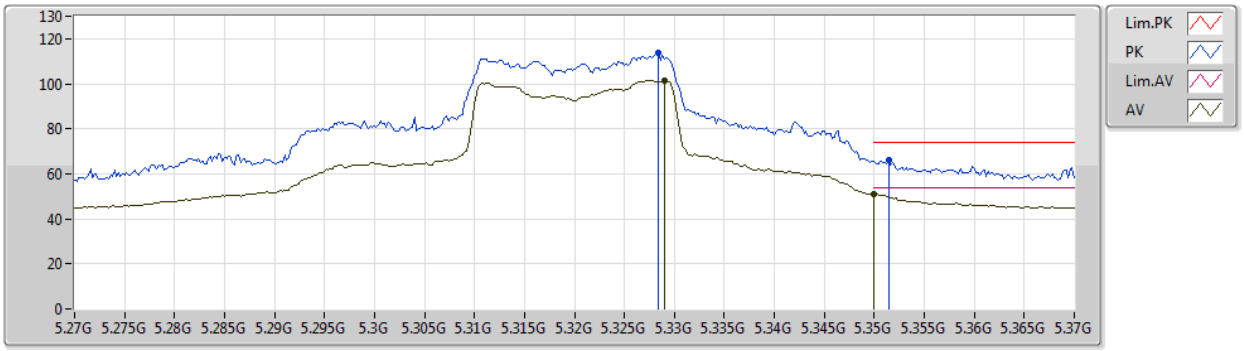

Type	Freq	Level	Limit	Margin	Factor	Dist	Condition	Azimuth	Height	Comment	Raw	AF	CL	PA
	(Hz)	(dBuV/m)	(dBuV/m)	(dB)	(dB)	(m)		(°)	(m)		(dBuV)	(dB)	(dB)	(dB)
AV	5.329G	101.52	Inf	-Inf	4.21	3	Vertical	32	1.14	-	97.31	31.29	6.98	34.06
AV	5.35G	50.82	54.00	-3.18	4.28	3	Vertical	32	1.14	-	46.54	31.35	6.99	34.06
PK	5.3284G	113.55	Inf	-Inf	4.21	3	Vertical	32	1.14	-	109.34	31.29	6.98	34.06
PK	5.3514G	66.10	74.00	-7.90	4.28	3	Vertical	32	1.14	-	61.82	31.35	6.99	34.06

802.11ax HEW20-BF_Nss1,(MCS0)_2TX

5320MHz_TX

19/02/2020

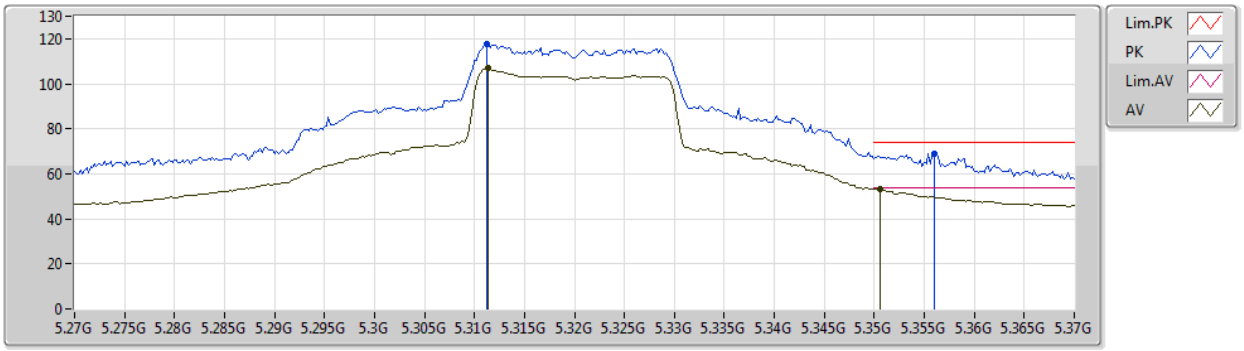

Type	Freq	Level	Limit	Margin	Factor	Dist	Condition	Azimuth	Height	Comment	Raw	AF	CL	PA
	(Hz)	(dBuV/m)	(dBuV/m)	(dB)	(dB)	(m)		(°)	(m)		(dBuV)	(dB)	(dB)	(dB)
AV	5.3114G	106.77	Inf	-Inf	4.14	3	Horizontal	62	1.63	-	102.63	31.23	6.97	34.06
AV	5.3506G	53.39	54.00	-0.61	4.28	3	Horizontal	62	1.63	-	49.11	31.35	6.99	34.06
PK	5.3112G	117.52	Inf	-Inf	4.14	3	Horizontal	62	1.63	-	113.38	31.23	6.97	34.06
PK	5.356G	69.13	74.00	-4.87	4.31	3	Horizontal	62	1.63	-	64.82	31.37	7.00	34.06

802.11ax HEW20-BF_Nss1,(MCS0)_2TX

5320MHz_TX

19/02/2020

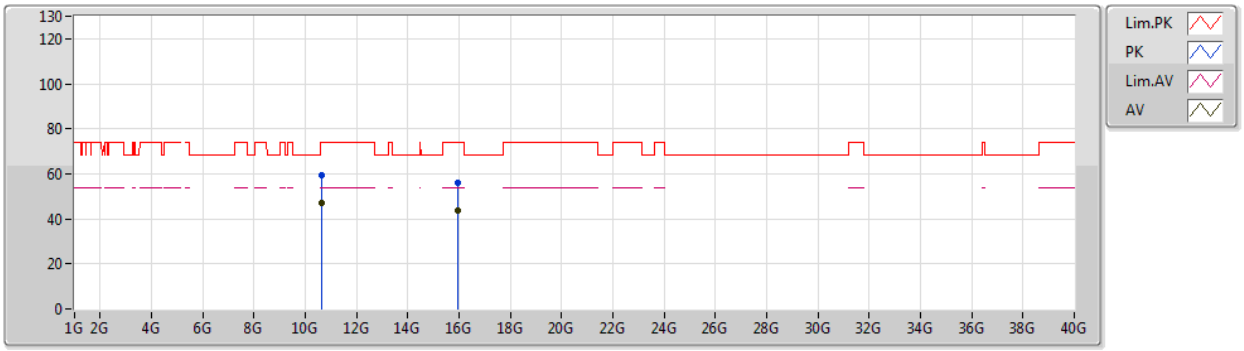

Type	Freq	Level	Limit	Margin	Factor	Dist	Condition	Azimuth	Height	Comment	Raw	AF	CL	PA
	(Hz)	(dBuV/m)	(dBuV/m)	(dB)	(dB)	(m)		(°)	(m)		(dBuV)	(dB)	(dB)	(dB)
AV	10.64024G	46.99	54.00	-7.01	14.67	3	Vertical	303	3.00	-	32.32	39.73	9.32	34.38
AV	15.97398G	43.49	54.00	-10.51	13.90	3	Vertical	133	1.50	-	29.59	37.58	10.77	34.45
PK	10.64516G	59.44	74.00	-14.56	14.69	3	Vertical	303	3.00	-	44.75	39.74	9.32	34.37
PK	15.95616G	55.94	74.00	-18.06	13.96	3	Vertical	133	1.50	-	41.98	37.64	10.76	34.44

802.11ax HEW20-BF_Nss1,(MCS0)_2TX

5320MHz_TX

19/02/2020

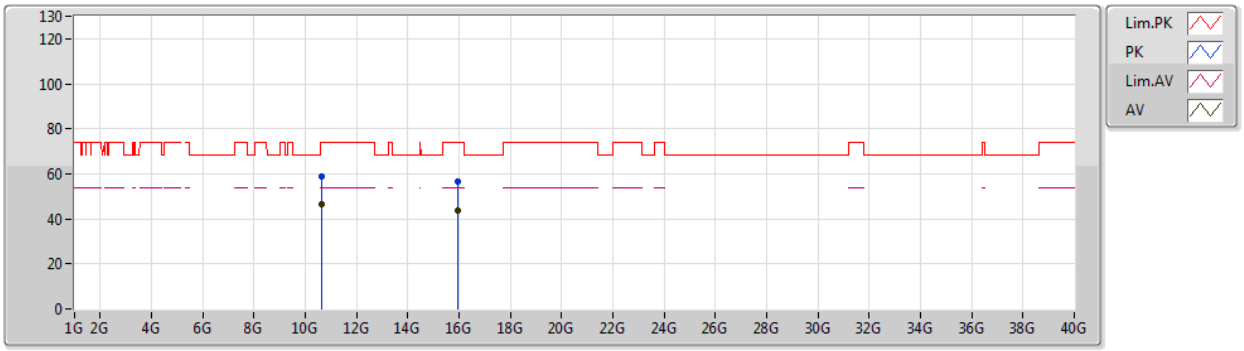

Type	Freq	Level	Limit	Margin	Factor	Dist	Condition	Azimuth	Height	Comment	Raw	AF	CL	PA
	(Hz)	(dBuV/m)	(dBuV/m)	(dB)	(dB)	(m)		(°)	(m)		(dBuV)	(dB)	(dB)	(dB)
AV	10.65086G	46.32	54.00	-7.68	14.71	3	Horizontal	359	1.50	-	31.61	39.75	9.33	34.37
AV	15.9582G	43.47	54.00	-10.53	13.96	3	Horizontal	200	1.50	-	29.51	37.63	10.77	34.44
PK	10.64894G	58.61	74.00	-15.39	14.70	3	Horizontal	359	1.50	-	43.91	39.74	9.33	34.37
PK	15.972G	56.32	74.00	-17.68	13.91	3	Horizontal	200	1.50	-	42.41	37.59	10.77	34.45

802.11ax HEW20-BF_Nss1,(MCS0)_2TX

5500MHz_TX

19/02/2020

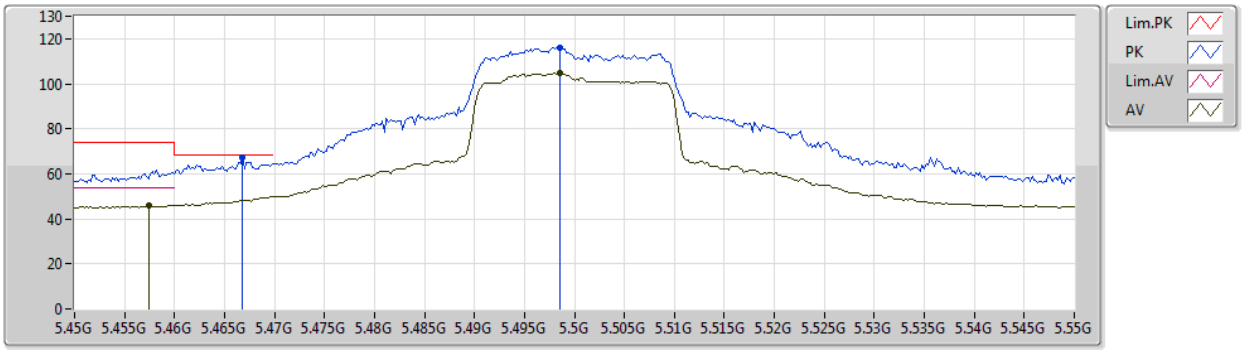

Type	Freq	Level	Limit	Margin	Factor	Dist	Condition	Azimuth	Height	Comment	Raw	AF	CL	PA
	(Hz)	(dBuV/m)	(dBuV/m)	(dB)	(dB)	(m)		(°)	(m)		(dBuV)	(dB)	(dB)	(dB)
AV	5.4574G	45.81	54.00	-8.19	4.63	3	Vertical	29	1.48	-	41.18	31.67	7.03	34.07
AV	5.4986G	104.56	Inf	-Inf	4.77	3	Vertical	29	1.48	-	99.79	31.80	7.04	34.07
PK	5.4668G	67.24	68.20	-0.96	4.66	3	Vertical	29	1.48	-	62.58	31.70	7.03	34.07
PK	5.4986G	115.81	Inf	-Inf	4.77	3	Vertical	29	1.48	-	111.04	31.80	7.04	34.07

802.11ax HEW20-BF_Nss1,(MCS0)_2TX

5500MHz_TX

19/02/2020

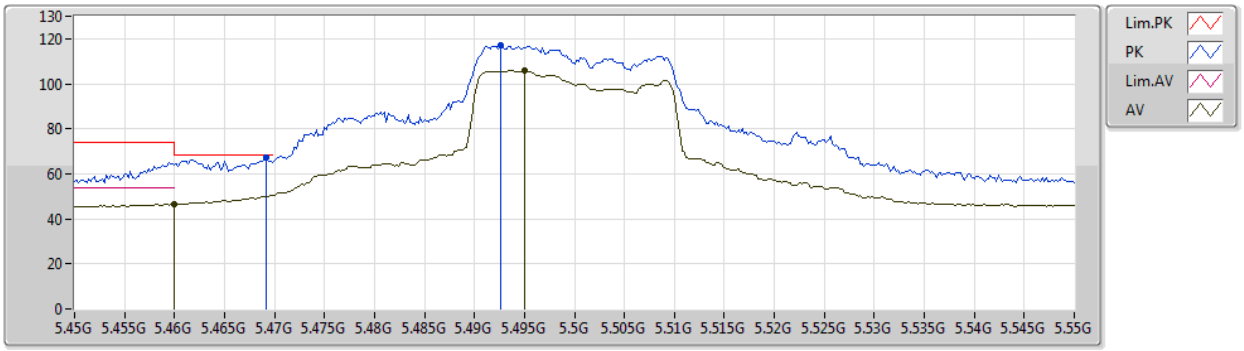

Type	Freq	Level	Limit	Margin	Factor	Dist	Condition	Azimuth	Height	Comment	Raw	AF	CL	PA
	(Hz)	(dBuV/m)	(dBuV/m)	(dB)	(dB)	(m)		(°)	(m)		(dBuV)	(dB)	(dB)	(dB)
AV	5.46G	46.59	54.00	-7.41	4.64	3	Horizontal	258	1.75	-	41.95	31.68	7.03	34.07
AV	5.495G	105.75	Inf	-Inf	4.76	3	Horizontal	258	1.75	-	100.99	31.79	7.04	34.07
PK	5.4692G	67.31	68.20	-0.89	4.67	3	Horizontal	258	1.75	-	62.64	31.71	7.03	34.07
PK	5.4926G	117.30	Inf	-Inf	4.75	3	Horizontal	258	1.75	-	112.55	31.78	7.04	34.07

802.11ax HEW20-BF_Nss1,(MCS0)_2TX

5500MHz_TX

19/02/2020

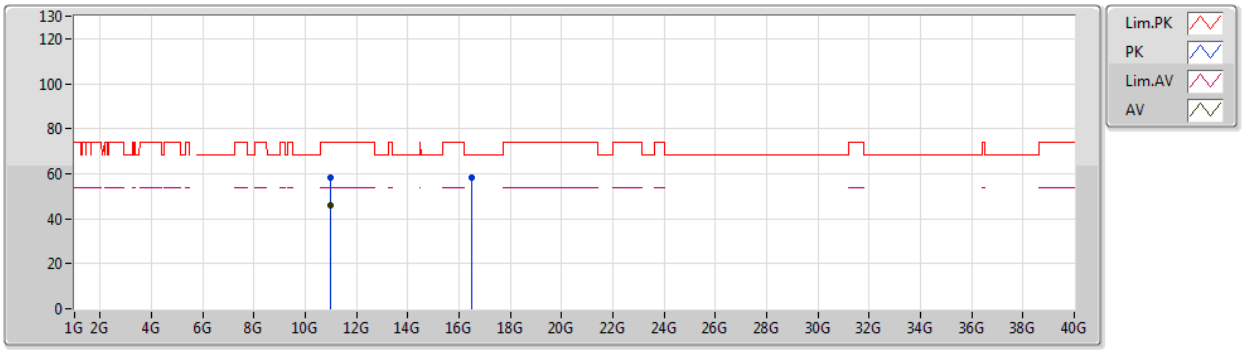

Type	Freq	Level	Limit	Margin	Factor	Dist	Condition	Azimuth	Height	Comment	Raw	AF	CL	PA
	(Hz)	(dBuV/m)	(dBuV/m)	(dB)	(dB)	(m)		(°)	(m)		(dBuV)	(dB)	(dB)	(dB)
AV	11.00294G	46.03	54.00	-7.97	15.60	3	Vertical	335	1.93	-	30.43	40.20	9.56	34.16
PK	10.98962G	58.20	74.00	-15.80	15.58	3	Vertical	335	1.93	-	42.62	40.19	9.56	34.17
PK	16.4931G	58.47	68.20	-9.73	16.02	3	Vertical	185	1.50	-	42.45	38.83	11.15	33.96

802.11ax HEW20-BF_Nss1,(MCS0)_2TX

5500MHz_TX

19/02/2020

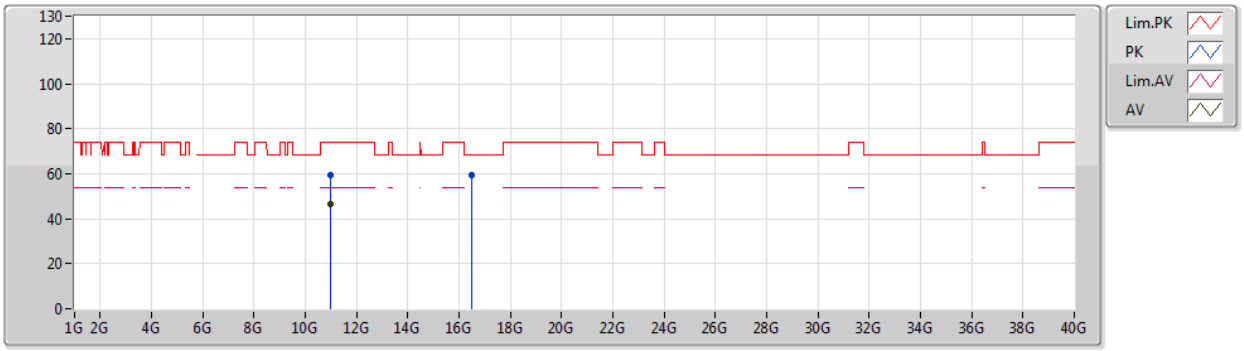

Type	Freq	Level	Limit	Margin	Factor	Dist	Condition	Azimuth	Height	Comment	Raw	AF	CL	PA
	(Hz)	(dBuV/m)	(dBuV/m)	(dB)	(dB)	(m)		(°)	(m)		(dBuV)	(dB)	(dB)	(dB)
AV	11.0006G	46.40	54.00	-7.60	15.60	3	Horizontal	303	1.49	-	30.80	40.20	9.56	34.16
PK	11.0009G	59.53	74.00	-14.47	15.60	3	Horizontal	303	1.49	-	43.93	40.20	9.56	34.16
PK	16.4937G	59.52	68.20	-8.68	16.02	3	Horizontal	41	1.50	-	43.50	38.83	11.15	33.96

802.11ax HEW20-BF_Nss1,(MCS0)_2TX

5580MHz_TX

19/02/2020

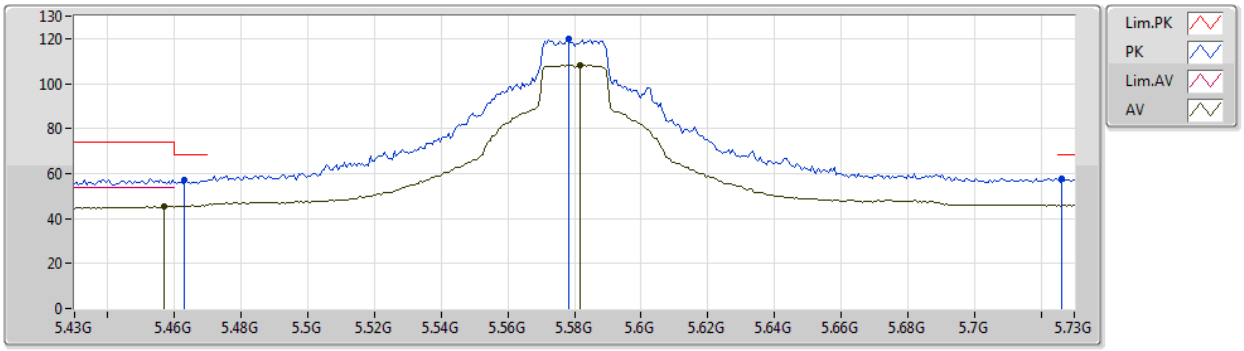

Type	Freq	Level	Limit	Margin	Factor	Dist	Condition	Azimuth	Height	Comment	Raw	AF	CL	PA
	(Hz)	(dBuV/m)	(dBuV/m)	(dB)	(dB)	(m)		(°)	(m)		(dBuV)	(dB)	(dB)	(dB)
AV	5.457G	45.51	54.00	-8.49	4.63	3	Vertical	39	1.24	-	40.88	31.67	7.03	34.07
AV	5.5818G	108.10	Inf	-Inf	4.62	3	Vertical	39	1.24	-	103.48	31.64	7.05	34.07
PK	5.463G	57.36	68.20	-10.84	4.65	3	Vertical	39	1.24	-	52.71	31.69	7.03	34.07
PK	5.5782G	119.72	Inf	-Inf	4.62	3	Vertical	39	1.24	-	115.10	31.64	7.05	34.07
PK	5.7264G	57.88	68.20	-10.32	4.95	3	Vertical	39	1.24	-	52.93	31.88	7.14	34.07

802.11ax HEW20-BF_Nss1,(MCS0)_2TX

5580MHz_TX

19/02/2020

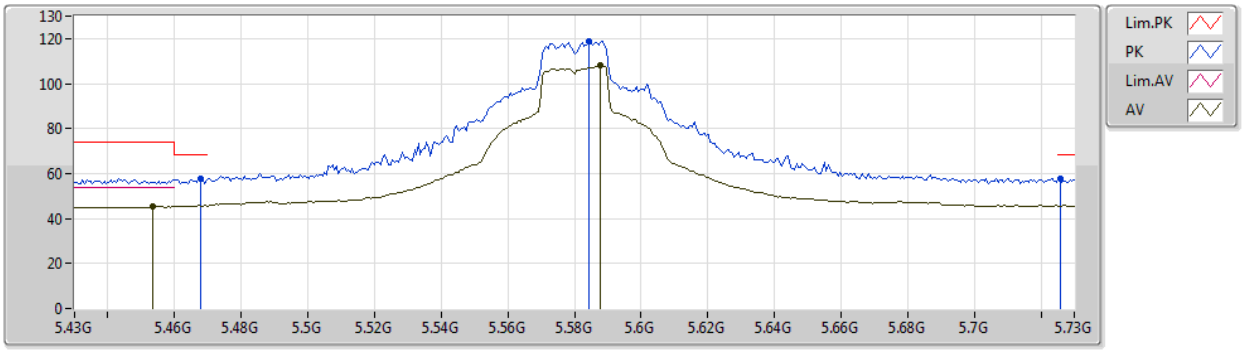

Type	Freq	Level	Limit	Margin	Factor	Dist	Condition	Azimuth	Height	Comment	Raw	AF	CL	PA
	(Hz)	(dBuV/m)	(dBuV/m)	(dB)	(dB)	(m)		(°)	(m)		(dBuV)	(dB)	(dB)	(dB)
AV	5.4534G	45.37	54.00	-8.63	4.62	3	Horizontal	263	1.50	-	40.75	31.66	7.03	34.07
AV	5.5878G	108.03	Inf	-Inf	4.61	3	Horizontal	263	1.50	-	103.42	31.62	7.06	34.07
PK	5.4678G	57.58	68.20	-10.62	4.66	3	Horizontal	263	1.50	-	52.92	31.70	7.03	34.07
PK	5.5842G	118.93	Inf	-Inf	4.61	3	Horizontal	263	1.50	-	114.32	31.63	7.05	34.07
PK	5.7258G	57.53	68.20	-10.67	4.95	3	Horizontal	263	1.50	-	52.58	31.88	7.14	34.07

802.11ax HEW20-BF_Nss1,(MCS0)_2TX

5580MHz_TX

19/02/2020

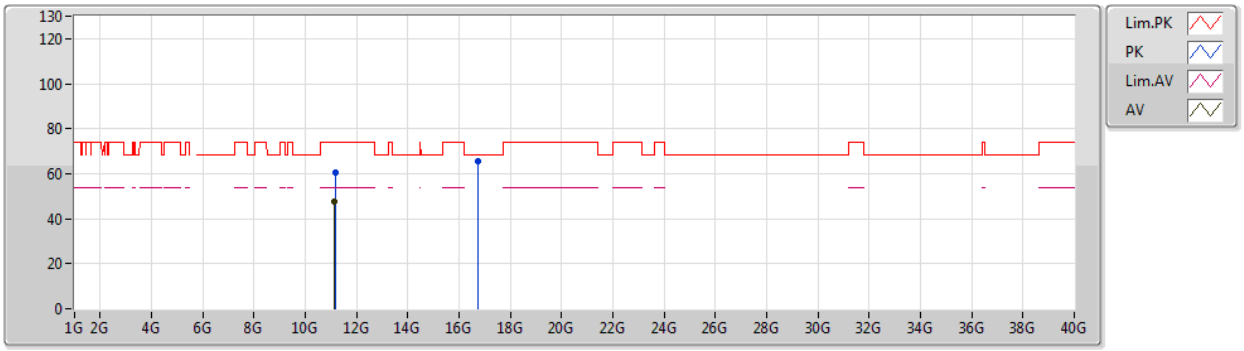

Type	Freq	Level	Limit	Margin	Factor	Dist	Condition	Azimuth	Height	Comment	Raw	AF	CL	PA
	(Hz)	(dBuV/m)	(dBuV/m)	(dB)	(dB)	(m)		(°)	(m)		(dBuV)	(dB)	(dB)	(dB)
AV	11.15484G	47.69	54.00	-6.31	15.50	3	Vertical	25	3.00	-	32.19	40.00	9.67	34.17
PK	11.16018G	60.51	74.00	-13.49	15.49	3	Vertical	25	3.00	-	45.02	39.99	9.67	34.17
PK	16.7394G	65.29	68.20	-2.91	17.14	3	Vertical	360	1.00	-	48.15	39.50	11.34	33.70

802.11ax HEW20-BF_Nss1,(MCS0)_2TX

5580MHz_TX

19/02/2020

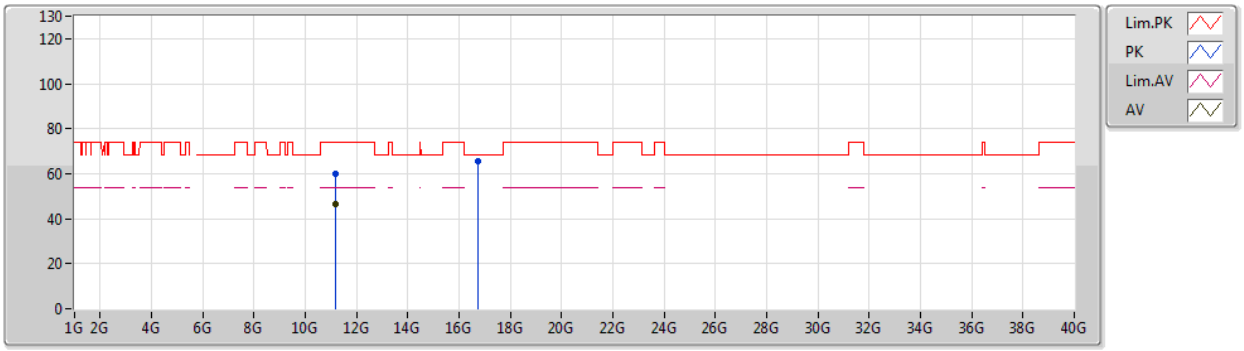

Type	Freq	Level	Limit	Margin	Factor	Dist	Condition	Azimuth	Height	Comment	Raw	AF	CL	PA
	(Hz)	(dBuV/m)	(dBuV/m)	(dB)	(dB)	(m)		(°)	(m)		(dBuV)	(dB)	(dB)	(dB)
AV	11.1675G	46.76	54.00	-7.24	15.48	3	Horizontal	270	1.50	-	31.28	39.98	9.67	34.17
PK	11.16636G	59.91	74.00	-14.09	15.48	3	Horizontal	270	1.50	-	44.43	39.98	9.67	34.17
PK	16.74684G	65.31	68.20	-2.89	17.17	3	Horizontal	33	1.55	-	48.14	39.52	11.35	33.70

802.11ax HEW20-BF_Nss1,(MCS0)_2TX

5700MHz_TX

19/02/2020

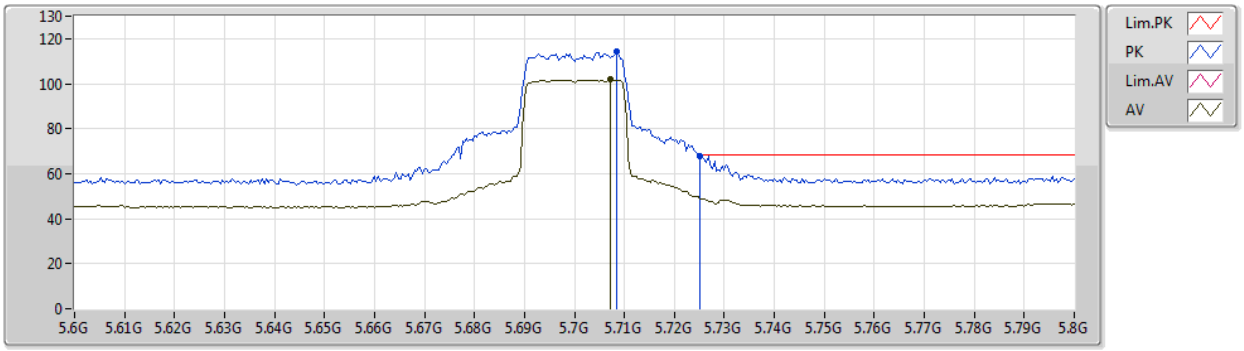

Type	Freq	Level	Limit	Margin	Factor	Dist	Condition	Azimuth	Height	Comment	Raw	AF	CL	PA
	(Hz)	(dBuV/m)	(dBuV/m)	(dB)	(dB)	(m)		(°)	(m)		(dBuV)	(dB)	(dB)	(dB)
AV	5.7072G	101.72	Inf	-Inf	4.87	3	Vertical	18	1.85	-	96.85	31.82	7.12	34.07
PK	5.7084G	114.05	Inf	-Inf	4.89	3	Vertical	18	1.85	-	109.16	31.83	7.13	34.07
PK	5.7252G	67.88	68.20	-0.32	4.95	3	Vertical	18	1.85	-	62.93	31.88	7.14	34.07

802.11ax HEW20-BF_Nss1,(MCS0)_2TX

5700MHz_TX

19/02/2020

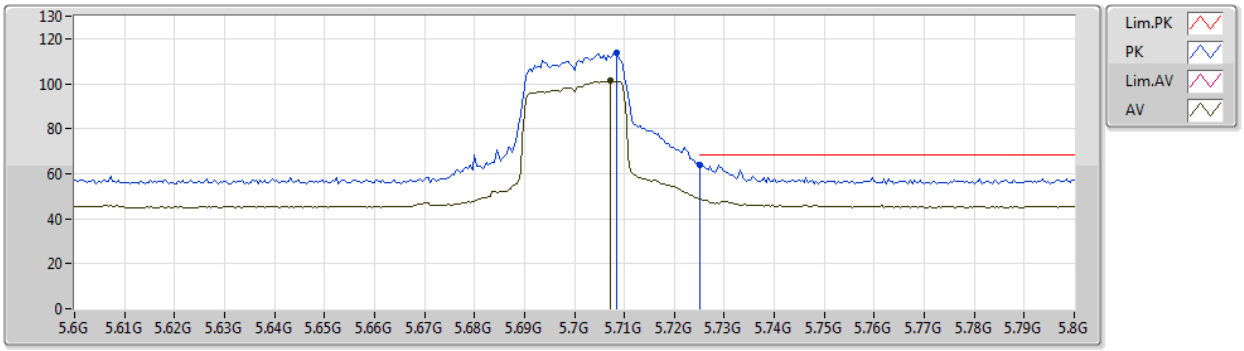

Type	Freq	Level	Limit	Margin	Factor	Dist	Condition	Azimuth	Height	Comment	Raw	AF	CL	PA
	(Hz)	(dBuV/m)	(dBuV/m)	(dB)	(dB)	(m)		(°)	(m)		(dBuV)	(dB)	(dB)	(dB)
AV	5.7072G	101.28	Inf	-Inf	4.87	3	Horizontal	63	1.00	-	96.41	31.82	7.12	34.07
PK	5.7084G	113.88	Inf	-Inf	4.89	3	Horizontal	63	1.00	-	108.99	31.83	7.13	34.07
PK	5.7252G	64.10	68.20	-4.10	4.95	3	Horizontal	63	1.00	-	59.15	31.88	7.14	34.07

802.11ax HEW20-BF_Nss1,(MCS0)_2TX

5700MHz_TX

19/02/2020

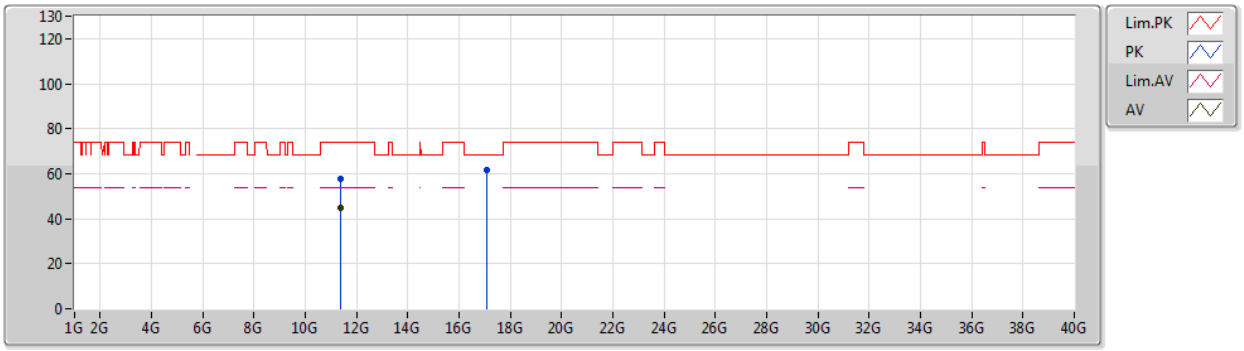

Type	Freq	Level	Limit	Margin	Factor	Dist	Condition	Azimuth	Height	Comment	Raw	AF	CL	PA
	(Hz)	(dBuV/m)	(dBuV/m)	(dB)	(dB)	(m)		(°)	(m)		(dBuV)	(dB)	(dB)	(dB)
AV	11.3931G	44.92	54.00	-9.08	15.34	3	Vertical	30	1.50	-	29.58	39.69	9.83	34.18
PK	11.39064G	57.65	74.00	-16.35	15.33	3	Vertical	30	1.50	-	42.32	39.69	9.82	34.18
PK	17.09154G	61.63	68.20	-6.57	18.99	3	Vertical	343	1.75	-	42.64	40.83	11.61	33.45

802.11ax HEW20-BF_Nss1,(MCS0)_2TX

5700MHz_TX

19/02/2020

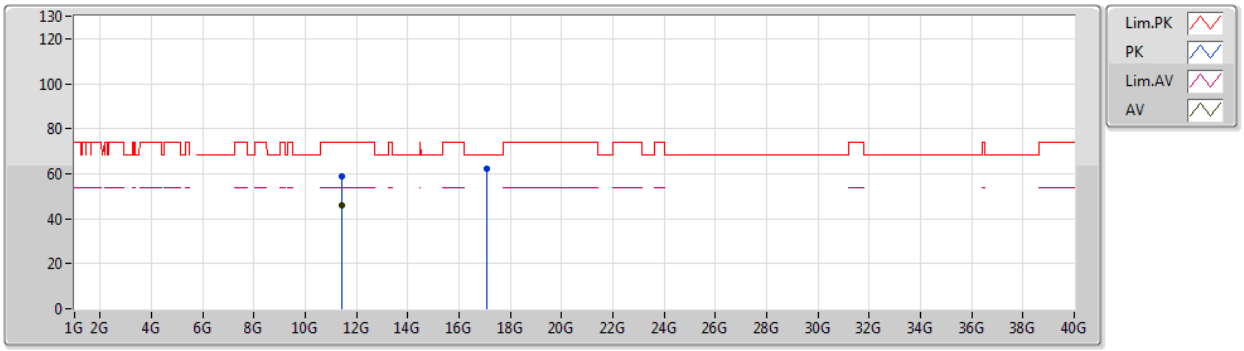

Type	Freq	Level	Limit	Margin	Factor	Dist	Condition	Azimuth	Height	Comment	Raw	AF	CL	PA
	(Hz)	(dBuV/m)	(dBuV/m)	(dB)	(dB)	(m)		(°)	(m)		(dBuV)	(dB)	(dB)	(dB)
AV	11.41452G	45.83	54.00	-8.17	15.32	3	Horizontal	65	1.50	-	30.51	39.66	9.84	34.18
PK	11.41476G	58.62	74.00	-15.38	15.32	3	Horizontal	65	1.50	-	43.30	39.66	9.84	34.18
PK	17.088G	61.94	68.20	-6.26	18.97	3	Horizontal	313	1.50	-	42.97	40.81	11.61	33.45

802.11ax HEW20-BF_Nss1,(MCS0)_2TX

5720MHz Straddle 5.47-5.725GHz_TX

19/02/2020

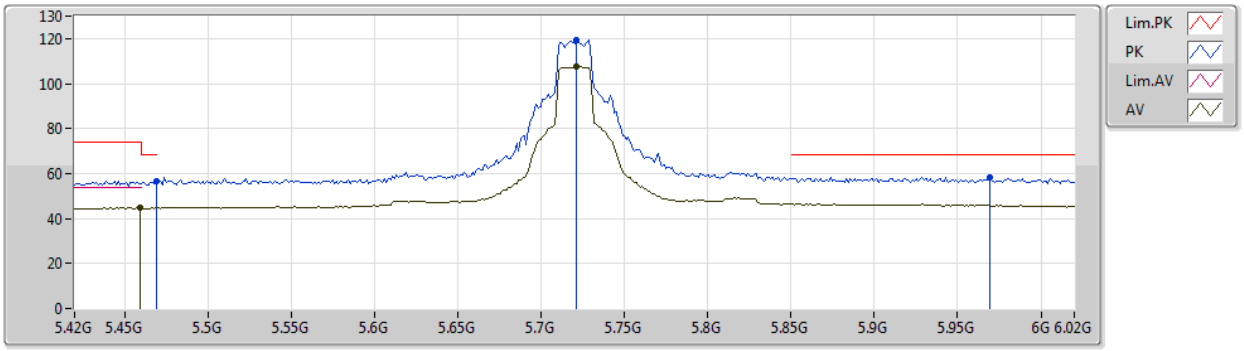

Type	Freq	Level	Limit	Margin	Factor	Dist	Condition	Azimuth	Height	Comment	Raw	AF	CL	PA
	(Hz)	(dBuV/m)	(dBuV/m)	(dB)	(dB)	(m)		(°)	(m)		(dBuV)	(dB)	(dB)	(dB)
AV	5.4596G	44.87	54.00	-9.13	4.64	3	Vertical	19	1.83	-	40.23	31.68	7.03	34.07
AV	5.7212G	107.58	Inf	-Inf	4.92	3	Vertical	19	1.83	-	102.66	31.86	7.13	34.07
PK	5.4692G	56.34	68.20	-11.86	4.67	3	Vertical	19	1.83	-	51.67	31.71	7.03	34.07
PK	5.7212G	119.37	Inf	-Inf	4.92	3	Vertical	19	1.83	-	114.45	31.86	7.13	34.07
PK	5.9696G	58.17	68.20	-10.03	5.47	3	Vertical	19	1.83	-	52.70	32.40	7.15	34.08

802.11ax HEW20-BF_Nss1,(MCS0)_2TX

5720MHz Straddle 5.47-5.725GHz_TX

19/02/2020

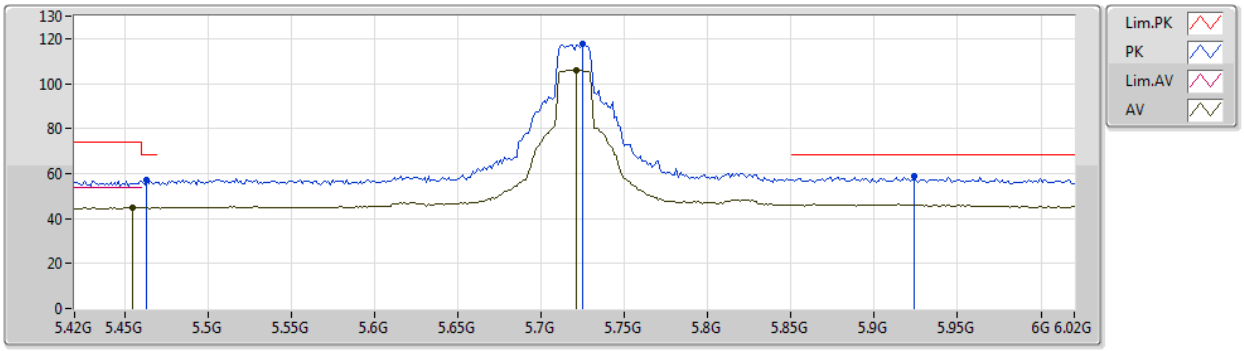

Type	Freq	Level	Limit	Margin	Factor	Dist	Condition	Azimuth	Height	Comment	Raw	AF	CL	PA
	(Hz)	(dBuV/m)	(dBuV/m)	(dB)	(dB)	(m)		(°)	(m)		(dBuV)	(dB)	(dB)	(dB)
AV	5.4548G	44.92	54.00	-9.08	4.62	3	Horizontal	271	1.42	-	40.30	31.66	7.03	34.07
AV	5.7212G	106.12	Inf	-Inf	4.92	3	Horizontal	271	1.42	-	101.20	31.86	7.13	34.07
PK	5.4632G	57.27	68.20	-10.93	4.65	3	Horizontal	271	1.42	-	52.62	31.69	7.03	34.07
PK	5.7248G	117.54	Inf	-Inf	4.94	3	Horizontal	271	1.42	-	112.60	31.87	7.14	34.07
PK	5.924G	58.59	68.20	-9.61	5.48	3	Horizontal	271	1.42	-	53.11	32.40	7.16	34.08

802.11ax HEW20-BF_Nss1,(MCS0)_2TX

5720MHz Straddle 5.47-5.725GHz_TX

19/02/2020

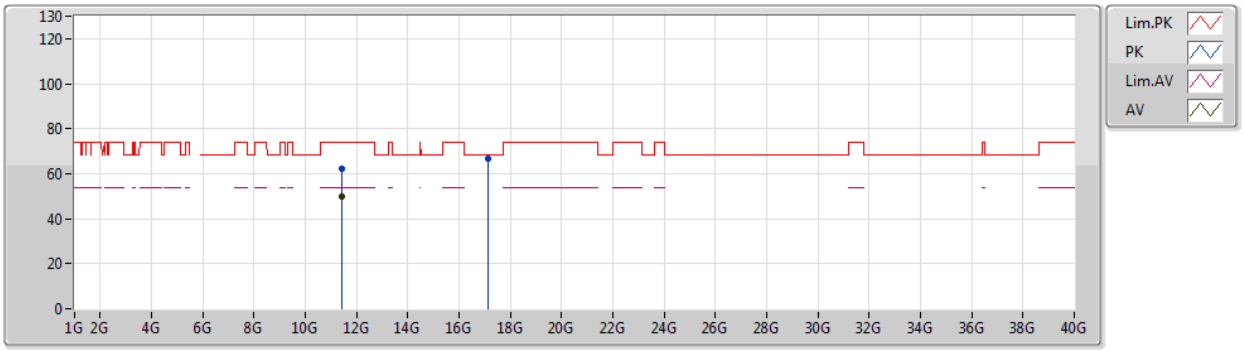

Type	Freq	Level	Limit	Margin	Factor	Dist	Condition	Azimuth	Height	Comment	Raw	AF	CL	PA
	(Hz)	(dBuV/m)	(dBuV/m)	(dB)	(dB)	(m)		(°)	(m)		(dBuV)	(dB)	(dB)	(dB)
AV	11.43976G	49.74	54.00	-4.26	15.30	3	Vertical	33	1.50	-	34.44	39.63	9.86	34.19
PK	11.44264G	62.05	74.00	-11.95	15.29	3	Vertical	33	1.50	-	46.76	39.62	9.86	34.19
PK	17.1531G	66.72	68.20	-1.48	19.46	3	Vertical	349	1.49	-	47.26	41.26	11.66	33.46

802.11ax HEW20-BF_Nss1,(MCS0)_2TX

5720MHz Straddle 5.47-5.725GHz_TX

19/02/2020

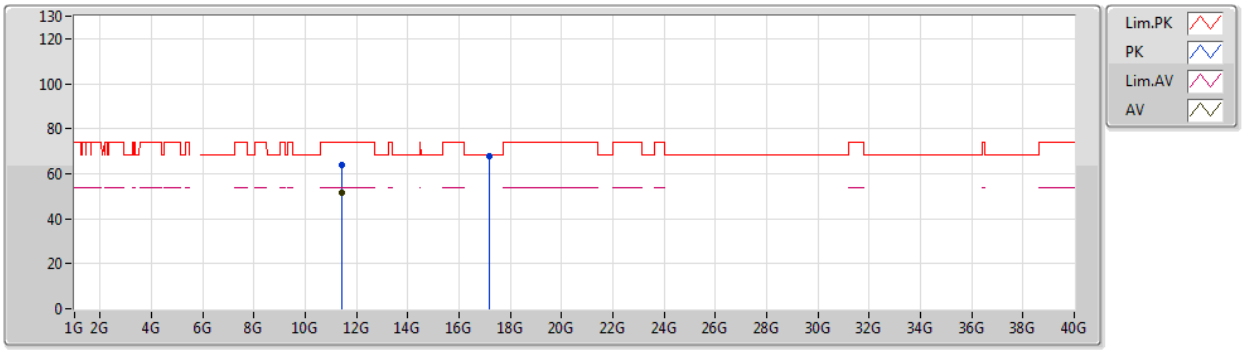

Type	Freq	Level	Limit	Margin	Factor	Dist	Condition	Azimuth	Height	Comment	Raw	AF	CL	PA
	(Hz)	(dBuV/m)	(dBuV/m)	(dB)	(dB)	(m)		(°)	(m)		(dBuV)	(dB)	(dB)	(dB)
AV	11.44054G	51.61	54.00	-2.39	15.30	3	Horizontal	34	1.31	-	36.31	39.63	9.86	34.19
PK	11.4466G	63.97	74.00	-10.03	15.29	3	Horizontal	34	1.31	-	48.68	39.62	9.86	34.19
PK	17.16756G	67.81	68.20	-0.39	19.57	3	Horizontal	316	1.77	-	48.24	41.36	11.67	33.46

802.11ax HEW20-BF_Nss1,(MCS0)_2TX

5745MHz_TX

19/02/2020

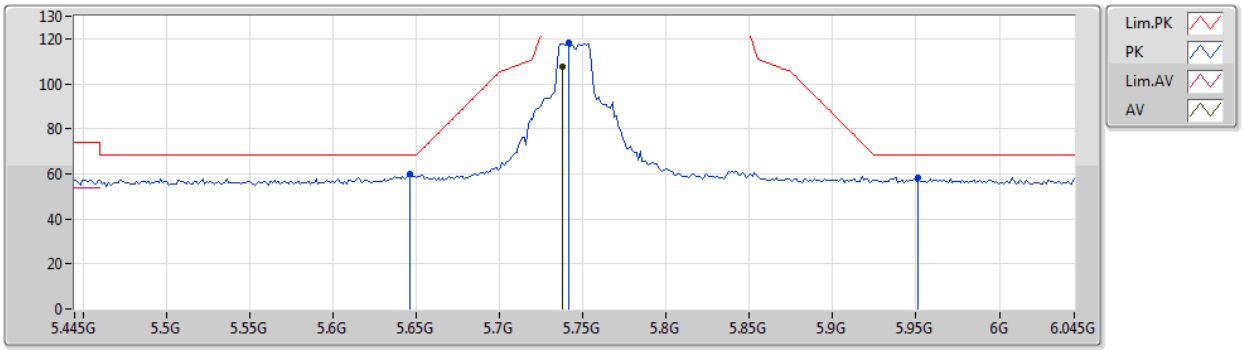

Type	Freq	Level	Limit	Margin	Factor	Dist	Condition	Azimuth	Height	Comment	Raw	AF	CL	PA
	(Hz)	(dBuV/m)	(dBuV/m)	(dB)	(dB)	(m)		(°)	(m)		(dBuV)	(dB)	(dB)	(dB)
AV	5.7378G	107.49	Inf	-Inf	4.98	3	Vertical	22	1.69	-	102.51	31.91	7.14	34.07
PK	5.6466G	60.15	68.20	-8.05	4.71	3	Vertical	22	1.69	-	55.44	31.69	7.09	34.07
PK	5.7414G	118.04	Inf	-Inf	5.00	3	Vertical	22	1.69	-	113.04	31.92	7.15	34.07
PK	5.9514G	58.17	68.20	-10.03	5.47	3	Vertical	22	1.69	-	52.70	32.40	7.15	34.08

802.11ax HEW20-BF_Nss1,(MCS0)_2TX

5745MHz_TX

19/02/2020

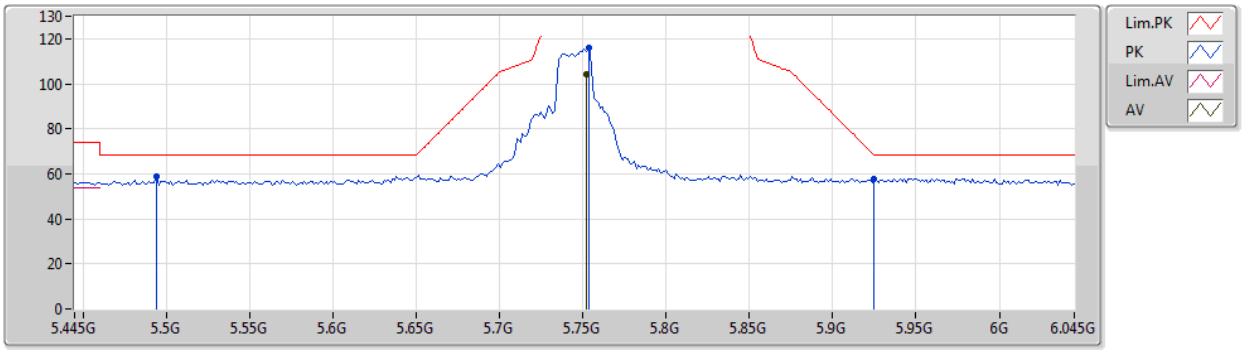

Type	Freq	Level	Limit	Margin	Factor	Dist	Condition	Azimuth	Height	Comment	Raw	AF	CL	PA
	(Hz)	(dBuV/m)	(dBuV/m)	(dB)	(dB)	(m)		(°)	(m)		(dBuV)	(dB)	(dB)	(dB)
AV	5.7522G	104.33	Inf	-Inf	5.03	3	Horizontal	70	1.75	-	99.30	31.96	7.15	34.08
PK	5.4942G	59.04	68.20	-9.16	4.75	3	Horizontal	70	1.75	-	54.29	31.78	7.04	34.07
PK	5.7534G	115.84	Inf	-Inf	5.03	3	Horizontal	70	1.75	-	110.81	31.96	7.15	34.08
PK	5.925G	57.96	68.20	-10.24	5.48	3	Horizontal	70	1.75	-	52.48	32.40	7.16	34.08

802.11ax HEW20-BF_Nss1,(MCS0)_2TX

5745MHz_TX

19/02/2020

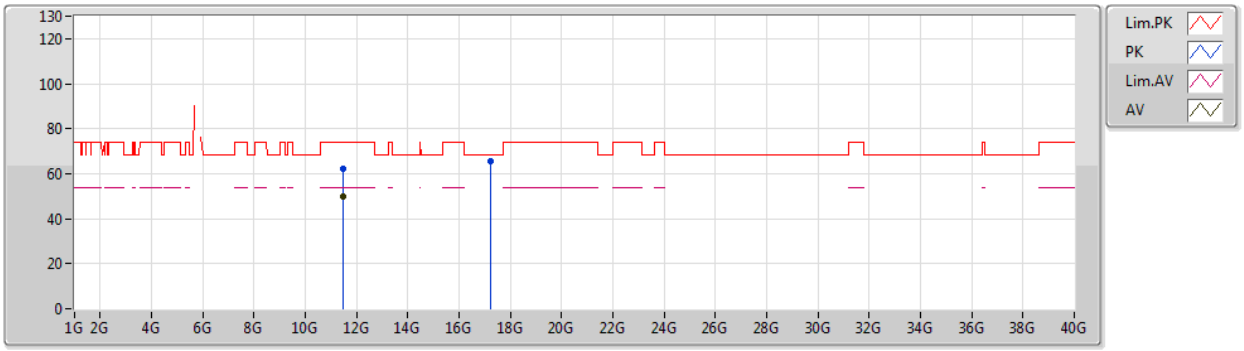

Type	Freq	Level	Limit	Margin	Factor	Dist	Condition	Azimuth	Height	Comment	Raw	AF	CL	PA
	(Hz)	(dBuV/m)	(dBuV/m)	(dB)	(dB)	(m)		(°)	(m)		(dBuV)	(dB)	(dB)	(dB)
AV	11.48358G	49.79	54.00	-4.21	15.27	3	Vertical	29	1.73	-	34.52	39.57	9.89	34.19
PK	11.48298G	62.45	74.00	-11.55	15.27	3	Vertical	29	1.73	-	47.18	39.57	9.89	34.19
PK	17.24448G	65.34	68.20	-2.86	20.13	3	Vertical	350	2.71	-	45.21	41.89	11.72	33.48

802.11ax HEW20-BF_Nss1,(MCS0)_2TX

5745MHz_TX

19/02/2020

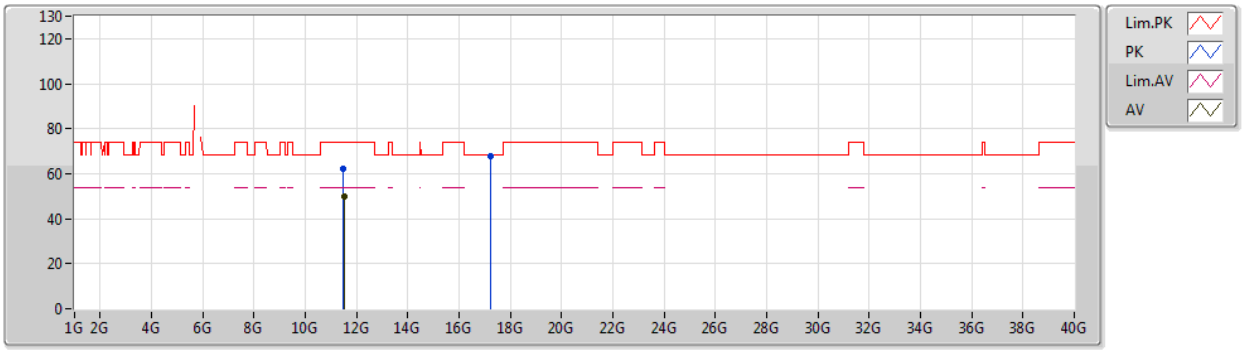

Type	Freq	Level	Limit	Margin	Factor	Dist	Condition	Azimuth	Height	Comment	Raw	AF	CL	PA
	(Hz)	(dBuV/m)	(dBuV/m)	(dB)	(dB)	(m)		(°)	(m)		(dBuV)	(dB)	(dB)	(dB)
AV	11.50128G	49.74	54.00	-4.26	15.26	3	Horizontal	68	1.47	-	34.48	39.55	9.90	34.19
PK	11.49204G	62.08	74.00	-11.92	15.26	3	Horizontal	68	1.47	-	46.82	39.56	9.89	34.19
PK	17.23374G	67.80	68.20	-0.40	20.05	3	Horizontal	320	1.64	-	47.75	41.81	11.72	33.48

802.11ax HEW20-BF_Nss1,(MCS0)_2TX

5785MHz_TX

19/02/2020

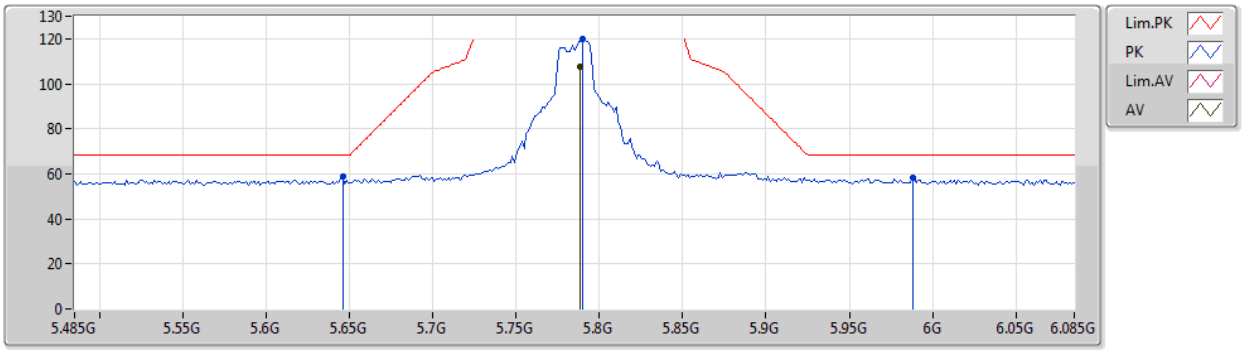

Type	Freq	Level	Limit	Margin	Factor	Dist	Condition	Azimuth	Height	Comment	Raw	AF	CL	PA
	(Hz)	(dBuV/m)	(dBuV/m)	(dB)	(dB)	(m)		(°)	(m)		(dBuV)	(dB)	(dB)	(dB)
AV	5.7886G	107.86	Inf	-Inf	5.16	3	Vertical	24	1.49	-	102.70	32.07	7.17	34.08
PK	5.6458G	58.87	68.20	-9.33	4.71	3	Vertical	24	1.49	-	54.16	31.69	7.09	34.07
PK	5.7898G	119.64	Inf	-Inf	5.17	3	Vertical	24	1.49	-	114.47	32.07	7.18	34.08
PK	5.9878G	58.38	68.20	-9.82	5.47	3	Vertical	24	1.49	-	52.91	32.40	7.15	34.08

802.11ax HEW20-BF_Nss1,(MCS0)_2TX

5785MHz_TX

19/02/2020

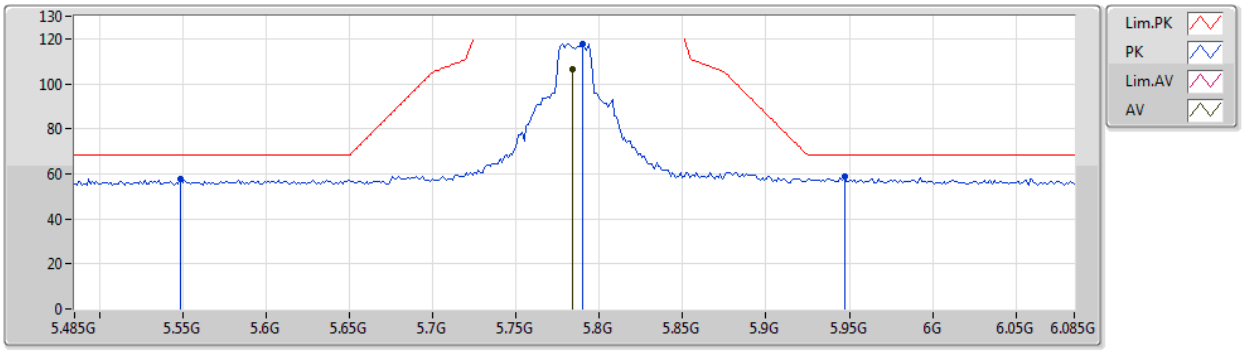

Type	Freq	Level	Limit	Margin	Factor	Dist	Condition	Azimuth	Height	Comment	Raw	AF	CL	PA
	(Hz)	(dBuV/m)	(dBuV/m)	(dB)	(dB)	(m)		(°)	(m)		(dBuV)	(dB)	(dB)	(dB)
AV	5.7838G	106.33	Inf	-Inf	5.14	3	Horizontal	280	1.49	-	101.19	32.05	7.17	34.08
PK	5.5486G	57.81	68.20	-10.39	4.68	3	Horizontal	280	1.49	-	53.13	31.70	7.05	34.07
PK	5.7898G	117.66	Inf	-Inf	5.17	3	Horizontal	280	1.49	-	112.49	32.07	7.18	34.08
PK	5.947G	58.72	68.20	-9.48	5.47	3	Horizontal	280	1.49	-	53.25	32.40	7.15	34.08

802.11ax HEW20-BF_Nss1,(MCS0)_2TX

5785MHz_TX

19/02/2020

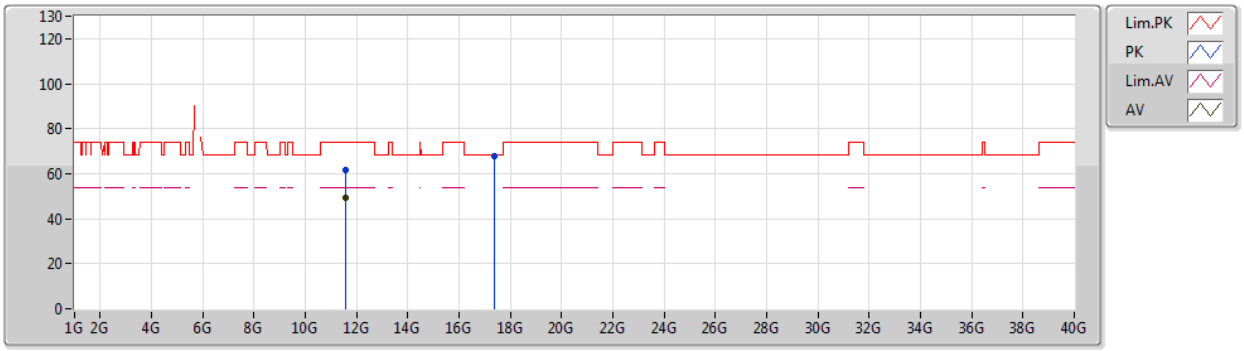

Type	Freq	Level	Limit	Margin	Factor	Dist	Condition	Azimuth	Height	Comment	Raw	AF	CL	PA
	(Hz)	(dBuV/m)	(dBuV/m)	(dB)	(dB)	(m)		(°)	(m)		(dBuV)	(dB)	(dB)	(dB)
AV	11.5703G	49.13	54.00	-4.87	15.22	3	Vertical	26	2.91	-	33.91	39.46	9.95	34.19
PK	11.57078G	61.59	74.00	-12.41	15.22	3	Vertical	26	2.91	-	46.37	39.46	9.95	34.19
PK	17.35596G	68.02	68.20	-0.18	20.97	3	Vertical	347	1.72	-	47.05	42.66	11.81	33.50

802.11ax HEW20-BF_Nss1,(MCS0)_2TX

5785MHz_TX

19/02/2020

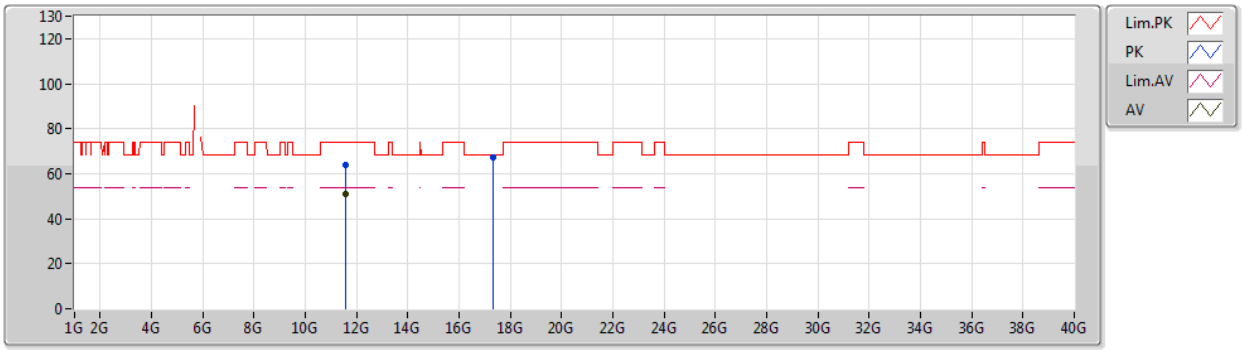

Type	Freq	Level	Limit	Margin	Factor	Dist	Condition	Azimuth	Height	Comment	Raw	AF	CL	PA
	(Hz)	(dBuV/m)	(dBuV/m)	(dB)	(dB)	(m)		(°)	(m)		(dBuV)	(dB)	(dB)	(dB)
AV	11.57054G	51.01	54.00	-2.99	15.22	3	Horizontal	22	1.40	-	35.79	39.46	9.95	34.19
PK	11.57294G	63.68	74.00	-10.32	15.22	3	Horizontal	22	1.40	-	48.46	39.46	9.95	34.19
PK	17.3523G	67.45	68.20	-0.75	20.94	3	Horizontal	22	1.43	-	46.51	42.63	11.81	33.50

802.11ax HEW20-BF_Nss1,(MCS0)_2TX

5825MHz_TX

19/02/2020

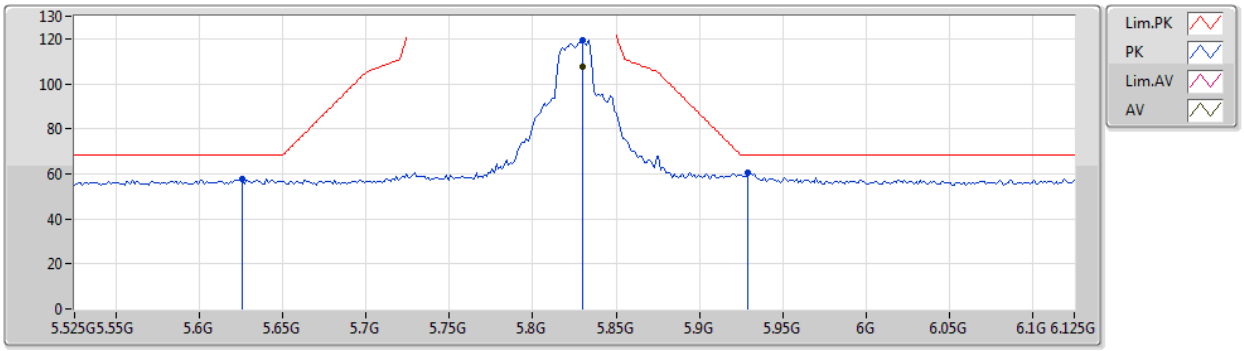

Type	Freq	Level	Limit	Margin	Factor	Dist	Condition	Azimuth	Height	Comment	Raw	AF	CL	PA
	(Hz)	(dBuV/m)	(dBuV/m)	(dB)	(dB)	(m)		(°)	(m)		(dBuV)	(dB)	(dB)	(dB)
AV	5.8298G	107.73	Inf	-Inf	5.29	3	Vertical	19	1.50	-	102.44	32.19	7.18	34.08
PK	5.6258G	57.68	68.20	-10.52	4.65	3	Vertical	19	1.50	-	53.03	31.65	7.07	34.07
PK	5.8298G	119.33	Inf	-Inf	5.29	3	Vertical	19	1.50	-	114.04	32.19	7.18	34.08
PK	5.9294G	60.56	68.20	-7.64	5.48	3	Vertical	19	1.50	-	55.08	32.40	7.16	34.08

802.11ax HEW20-BF_Nss1,(MCS0)_2TX

5825MHz_TX

19/02/2020

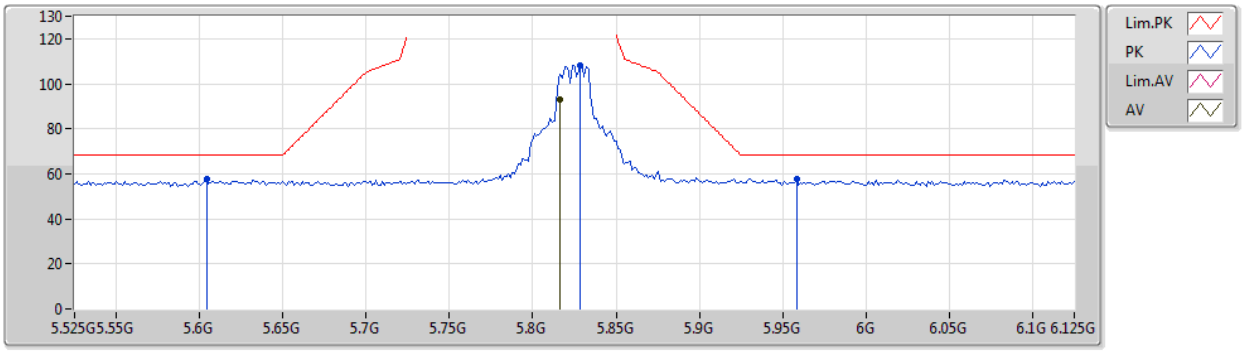

Type	Freq	Level	Limit	Margin	Factor	Dist	Condition	Azimuth	Height	Comment	Raw	AF	CL	PA
	(Hz)	(dBuV/m)	(dBuV/m)	(dB)	(dB)	(m)		(°)	(m)		(dBuV)	(dB)	(dB)	(dB)
AV	5.8166G	93.04	Inf	-Inf	5.25	3	Horizontal	24	1.49	-	87.79	32.15	7.18	34.08
PK	5.6042G	57.71	68.20	-10.49	4.60	3	Horizontal	24	1.49	-	53.11	31.61	7.06	34.07
PK	5.8286G	108.28	Inf	-Inf	5.29	3	Horizontal	24	1.49	-	102.99	32.19	7.18	34.08
PK	5.9582G	57.83	68.20	-10.37	5.47	3	Horizontal	24	1.49	-	52.36	32.40	7.15	34.08

802.11ax HEW20-BF_Nss1,(MCS0)_2TX

5825MHz_TX

19/02/2020

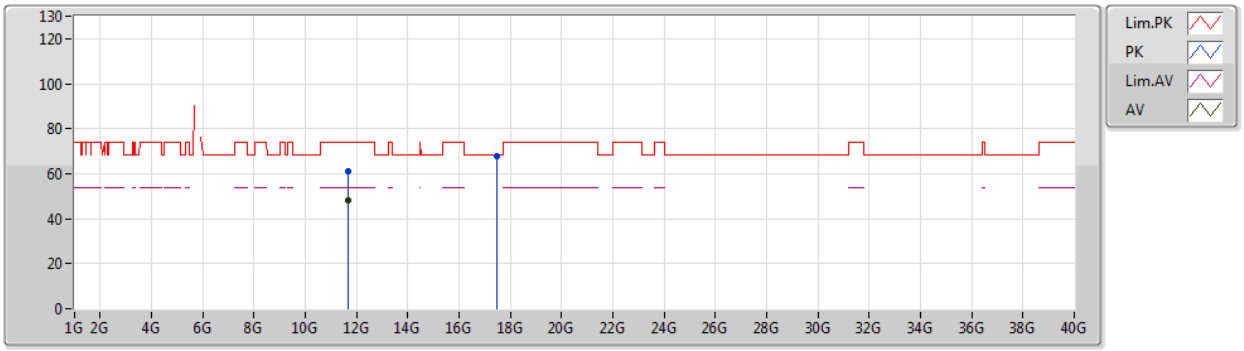

Type	Freq	Level	Limit	Margin	Factor	Dist	Condition	Azimuth	Height	Comment	Raw	AF	CL	PA
	(Hz)	(dBuV/m)	(dBuV/m)	(dB)	(dB)	(m)		(°)	(m)		(dBuV)	(dB)	(dB)	(dB)
AV	11.64844G	48.27	54.00	-5.73	15.16	3	Vertical	332	1.50	-	33.11	39.36	10.00	34.20
PK	11.65894G	61.05	74.00	-12.95	15.14	3	Vertical	332	1.50	-	45.91	39.34	10.00	34.20
PK	17.47744G	67.66	68.20	-0.54	21.86	3	Vertical	347	1.68	-	45.80	43.49	11.90	33.53

802.11ax HEW20-BF_Nss1,(MCS0)_2TX

5825MHz_TX

19/02/2020

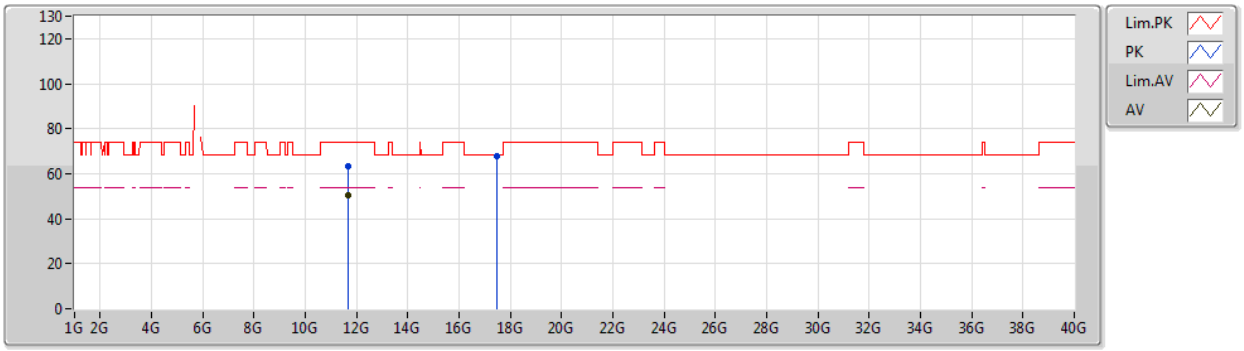

Type	Freq	Level	Limit	Margin	Factor	Dist	Condition	Azimuth	Height	Comment	Raw	AF	CL	PA
	(Hz)	(dBuV/m)	(dBuV/m)	(dB)	(dB)	(m)		(°)	(m)		(dBuV)	(dB)	(dB)	(dB)
AV	11.65252G	50.65	54.00	-3.35	15.15	3	Horizontal	22	1.43	-	35.50	39.35	10.00	34.20
PK	11.65306G	63.27	74.00	-10.73	15.15	3	Horizontal	22	1.43	-	48.12	39.35	10.00	34.20
PK	17.4729G	67.87	68.20	-0.33	21.84	3	Horizontal	322	1.50	-	46.03	43.46	11.90	33.52

802.11ax HEW40-BF_Nss1,(MCS0)_2TX

5190MHz_TX

19/02/2020

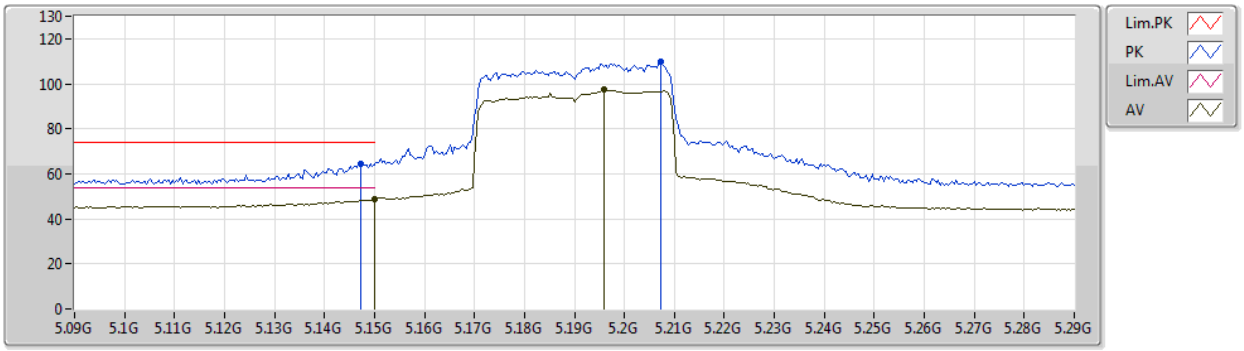

Type	Freq	Level	Limit	Margin	Factor	Dist	Condition	Azimuth	Height	Comment	Raw	AF	CL	PA
	(Hz)	(dBuV/m)	(dBuV/m)	(dB)	(dB)	(m)		(°)	(m)		(dBuV)	(dB)	(dB)	(dB)
AV	5.15G	48.63	54.00	-5.37	4.64	3	Vertical	32	1.50	-	43.99	31.80	6.89	34.05
AV	5.196G	97.27	Inf	-Inf	4.49	3	Vertical	32	1.50	-	92.78	31.62	6.92	34.05
PK	5.1472G	64.17	74.00	-9.83	4.65	3	Vertical	32	1.50	-	59.52	31.81	6.89	34.05
PK	5.2072G	109.55	Inf	-Inf	4.45	3	Vertical	32	1.50	-	105.10	31.57	6.93	34.05

802.11ax HEW40-BF_Nss1,(MCS0)_2TX

19/02/2020

5190MHz_TX

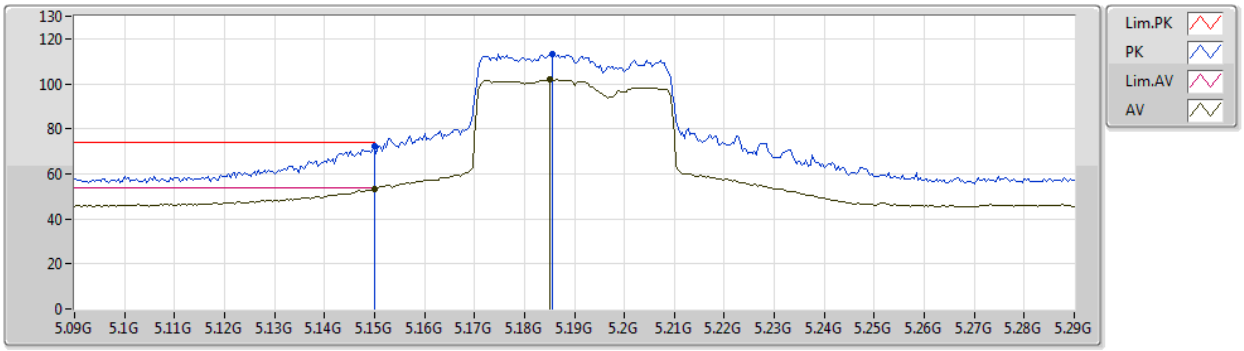

Type	Freq	Level	Limit	Margin	Factor	Dist	Condition	Azimuth	Height	Comment	Raw	AF	CL	PA
	(Hz)	(dBuV/m)	(dBuV/m)	(dB)	(dB)	(m)		(°)	(m)		(dBuV)	(dB)	(dB)	(dB)
AV	5.15G	53.30	54.00	-0.70	4.64	3	Horizontal	60	2.52	-	48.66	31.80	6.89	34.05
AV	5.1852G	101.77	Inf	-Inf	4.52	3	Horizontal	60	2.52	-	97.25	31.66	6.91	34.05
PK	5.15G	72.27	74.00	-1.73	4.64	3	Horizontal	60	2.52	-	67.63	31.80	6.89	34.05
PK	5.1856G	113.38	Inf	-Inf	4.52	3	Horizontal	60	2.52	-	108.86	31.66	6.91	34.05

802.11ax HEW40-BF_Nss1,(MCS0)_2TX

5190MHz_TX

19/02/2020

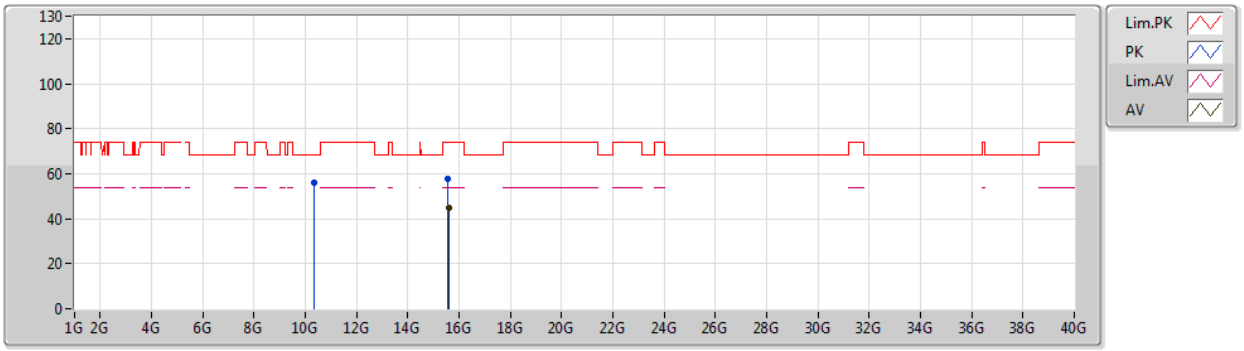

Type	Freq	Level	Limit	Margin	Factor	Dist	Condition	Azimuth	Height	Comment	Raw	AF	CL	PA
	(Hz)	(dBuV/m)	(dBuV/m)	(dB)	(dB)	(m)		(°)	(m)		(dBuV)	(dB)	(dB)	(dB)
AV	15.5947G	44.81	54.00	-9.19	15.33	3	Vertical	329	2.82	-	29.48	38.76	10.64	34.07
PK	10.3583G	55.85	68.20	-12.35	13.95	3	Vertical	205	1.15	-	41.90	39.37	9.13	34.55
PK	15.5765G	57.77	74.00	-16.23	15.39	3	Vertical	329	2.82	-	42.38	38.81	10.63	34.05

802.11ax HEW40-BF_Nss1,(MCS0)_2TX

5190MHz_TX

19/02/2020

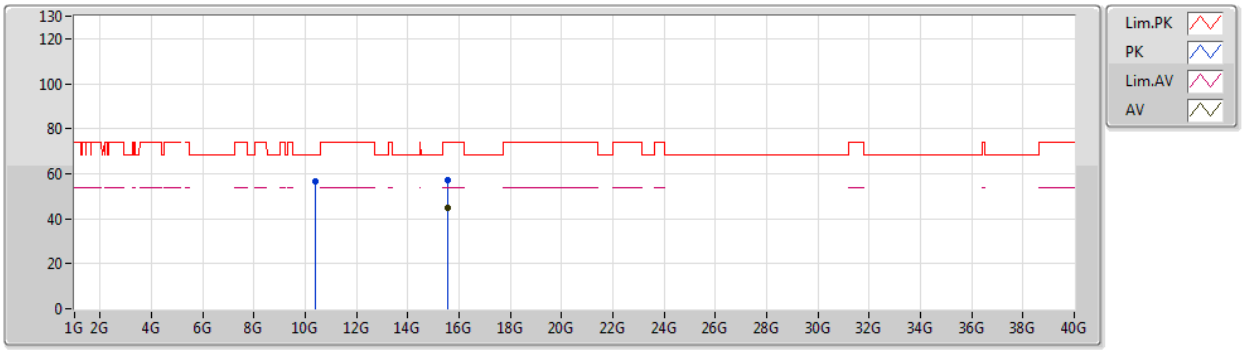

Type	Freq	Level	Limit	Margin	Factor	Dist	Condition	Azimuth	Height	Comment	Raw	AF	CL	PA
	(Hz)	(dBuV/m)	(dBuV/m)	(dB)	(dB)	(m)		(°)	(m)		(dBuV)	(dB)	(dB)	(dB)
AV	15.5691G	44.82	54.00	-9.18	15.43	3	Horizontal	320	1.50	-	29.39	38.84	10.63	34.04
PK	10.3995G	56.62	68.20	-11.58	14.06	3	Horizontal	286	1.11	-	42.56	39.42	9.16	34.52
PK	15.549G	57.42	74.00	-16.58	15.50	3	Horizontal	320	1.50	-	41.92	38.90	10.62	34.02

802.11ax HEW40-BF_Nss1,(MCS0)_2TX

5230MHz_TX

19/02/2020

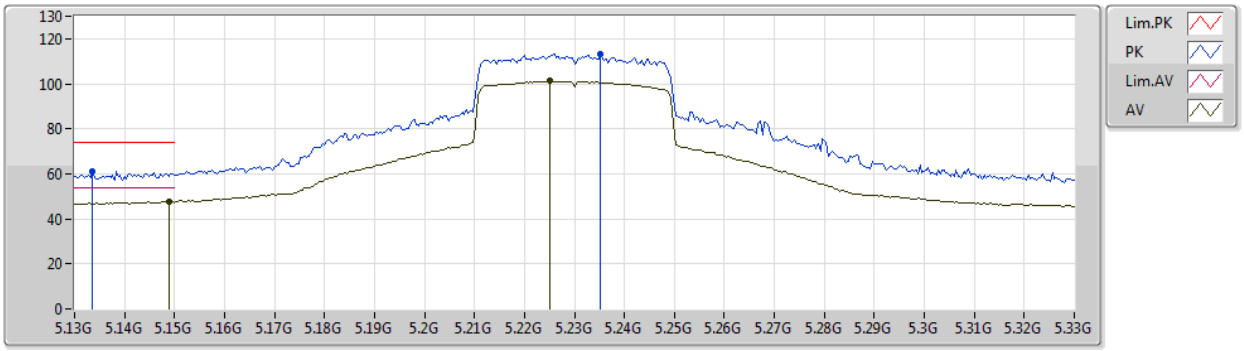

Type	Freq	Level	Limit	Margin	Factor	Dist	Condition	Azimuth	Height	Comment	Raw	AF	CL	PA
	(Hz)	(dBuV/m)	(dBuV/m)	(dB)	(dB)	(m)		(°)	(m)		(dBuV)	(dB)	(dB)	(dB)
AV	5.1488G	47.81	54.00	-6.19	4.64	3	Vertical	34	1.49	-	43.17	31.80	6.89	34.05
AV	5.2252G	101.18	Inf	-Inf	4.38	3	Vertical	34	1.49	-	96.80	31.50	6.93	34.05
PK	5.1336G	61.18	74.00	-12.82	4.70	3	Vertical	34	1.49	-	56.48	31.87	6.88	34.05
PK	5.2352G	113.19	Inf	-Inf	4.35	3	Vertical	34	1.49	-	108.84	31.46	6.94	34.05

802.11ax HEW40-BF_Nss1,(MCS0)_2TX

5230MHz_TX

19/02/2020

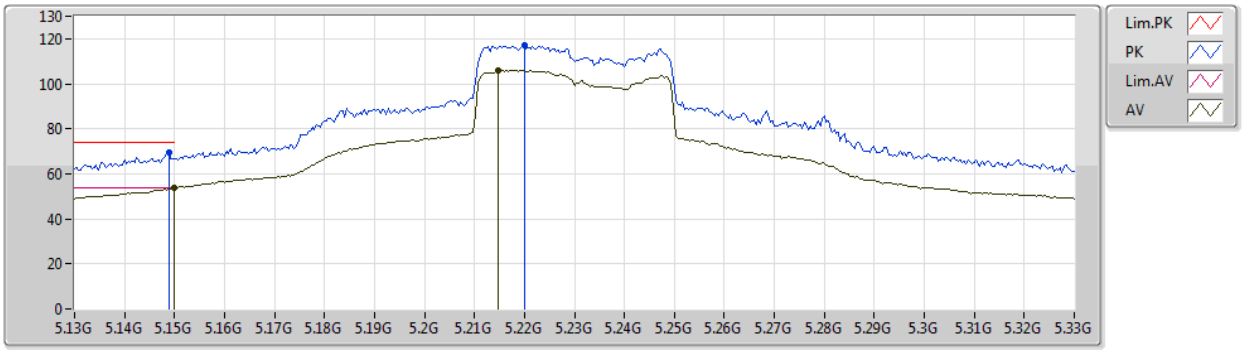

Type	Freq	Level	Limit	Margin	Factor	Dist	Condition	Azimuth	Height	Comment	Raw	AF	CL	PA
	(Hz)	(dBuV/m)	(dBuV/m)	(dB)	(dB)	(m)		(°)	(m)		(dBuV)	(dB)	(dB)	(dB)
AV	5.15G	53.68	54.00	-0.32	4.64	3	Horizontal	54	2.64	-	49.04	31.80	6.89	34.05
AV	5.2148G	105.94	Inf	-Inf	4.42	3	Horizontal	54	2.64	-	101.52	31.54	6.93	34.05
PK	5.1488G	69.51	74.00	-4.49	4.64	3	Horizontal	54	2.64	-	64.87	31.80	6.89	34.05
PK	5.22G	116.89	Inf	-Inf	4.40	3	Horizontal	54	2.64	-	112.49	31.52	6.93	34.05

802.11ax HEW40-BF_Nss1,(MCS0)_2TX

5230MHz_TX

19/02/2020

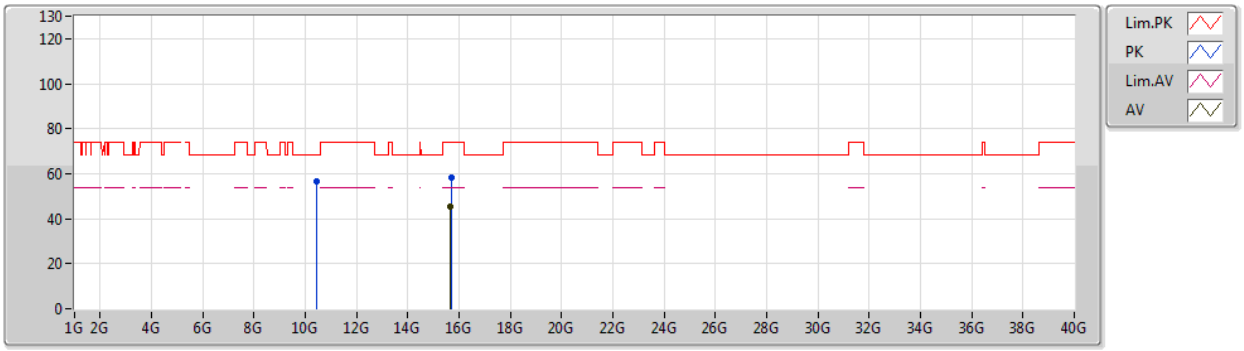

Type	Freq	Level	Limit	Margin	Factor	Dist	Condition	Azimuth	Height	Comment	Raw	AF	CL	PA
	(Hz)	(dBuV/m)	(dBuV/m)	(dB)	(dB)	(m)		(°)	(m)		(dBuV)	(dB)	(dB)	(dB)
AV	15.6676G	45.11	54.00	-8.89	15.05	3	Vertical	353	1.05	-	30.06	38.53	10.66	34.14
PK	10.4533G	56.46	68.20	-11.74	14.20	3	Vertical	96	1.50	-	42.26	39.49	9.20	34.49
PK	15.6944G	58.47	74.00	-15.53	14.95	3	Vertical	353	1.05	-	43.52	38.45	10.67	34.17

802.11ax HEW40-BF_Nss1,(MCS0)_2TX

5230MHz_TX

19/02/2020

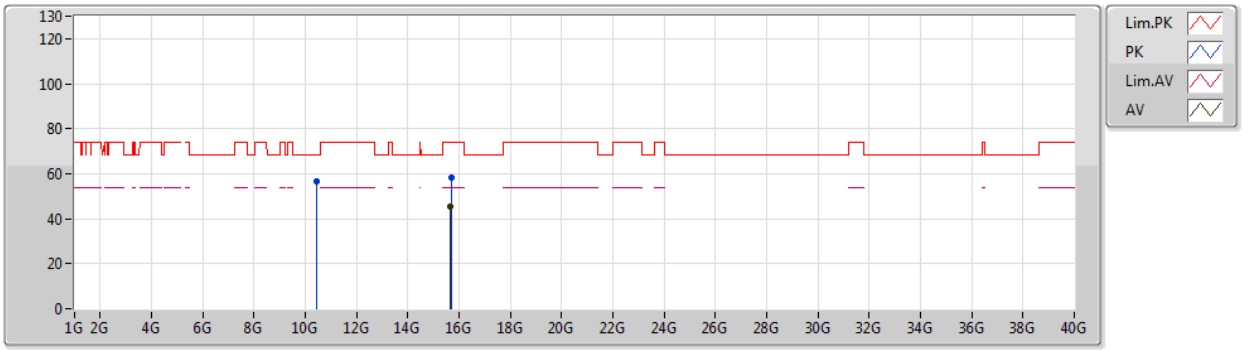

Type	Freq	Level	Limit	Margin	Factor	Dist	Condition	Azimuth	Height	Comment	Raw	AF	CL	PA
	(Hz)	(dBuV/m)	(dBuV/m)	(dB)	(dB)	(m)		(°)	(m)		(dBuV)	(dB)	(dB)	(dB)
AV	15.6722G	45.15	54.00	-8.85	15.04	3	Horizontal	142	1.50	-	30.11	38.52	10.67	34.15
PK	10.4672G	56.73	68.20	-11.47	14.23	3	Horizontal	359	1.50	-	42.50	39.51	9.20	34.48
PK	15.7044G	58.05	74.00	-15.95	14.92	3	Horizontal	142	1.50	-	43.13	38.42	10.68	34.18

802.11ax HEW40-BF_Nss1,(MCS0)_2TX

5270MHz_TX

19/02/2020

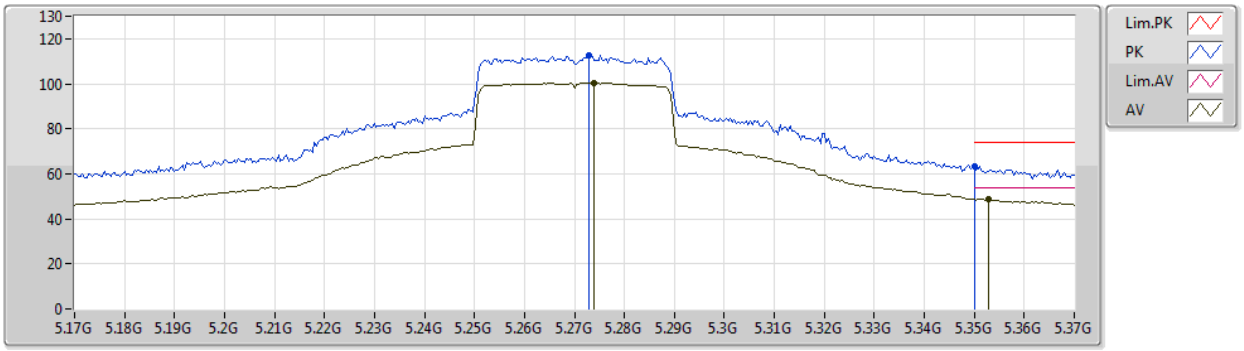

Type	Freq	Level	Limit	Margin	Factor	Dist	Condition	Azimuth	Height	Comment	Raw	AF	CL	PA
	(Hz)	(dBuV/m)	(dBuV/m)	(dB)	(dB)	(m)		(°)	(m)		(dBuV)	(dB)	(dB)	(dB)
AV	5.274G	100.34	Inf	-Inf	4.20	3	Vertical	19	1.41	-	96.14	31.30	6.96	34.06
AV	5.3528G	48.82	54.00	-5.18	4.29	3	Vertical	19	1.41	-	44.53	31.36	6.99	34.06
PK	5.2728G	112.49	Inf	-Inf	4.21	3	Vertical	19	1.41	-	108.28	31.31	6.96	34.06
PK	5.35G	63.30	74.00	-10.70	4.28	3	Vertical	19	1.41	-	59.02	31.35	6.99	34.06

802.11ax HEW40-BF_Nss1,(MCS0)_2TX

5270MHz_TX

19/02/2020

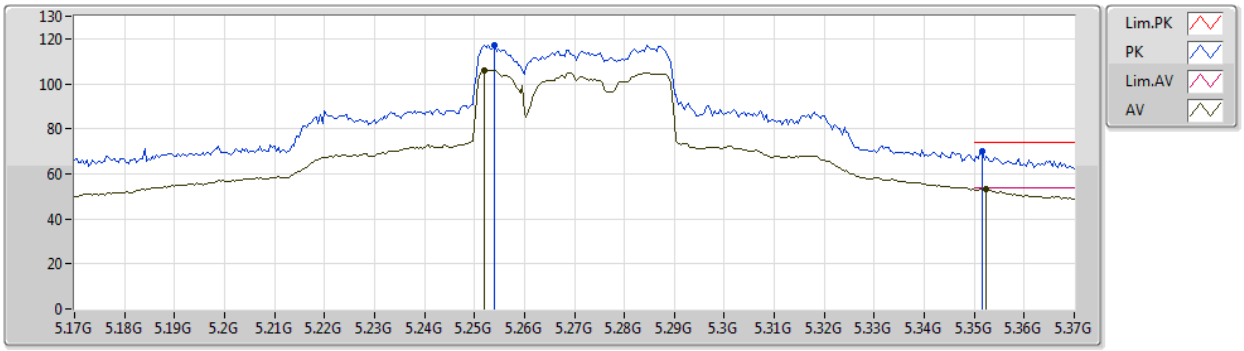

Type	Freq	Level	Limit	Margin	Factor	Dist	Condition	Azimuth	Height	Comment	Raw	AF	CL	PA
	(Hz)	(dBuV/m)	(dBuV/m)	(dB)	(dB)	(m)		(°)	(m)		(dBuV)	(dB)	(dB)	(dB)
AV	5.252G	106.03	Inf	-Inf	4.28	3	Horizontal	58	2.67	-	101.75	31.39	6.95	34.06
AV	5.3524G	53.26	54.00	-0.74	4.29	3	Horizontal	58	2.67	-	48.97	31.36	6.99	34.06
PK	5.254G	117.39	Inf	-Inf	4.27	3	Horizontal	58	2.67	-	113.12	31.38	6.95	34.06
PK	5.3516G	69.91	74.00	-4.09	4.28	3	Horizontal	58	2.67	-	65.63	31.35	6.99	34.06

802.11ax HEW40-BF_Nss1,(MCS0)_2TX

5270MHz_TX

19/02/2020

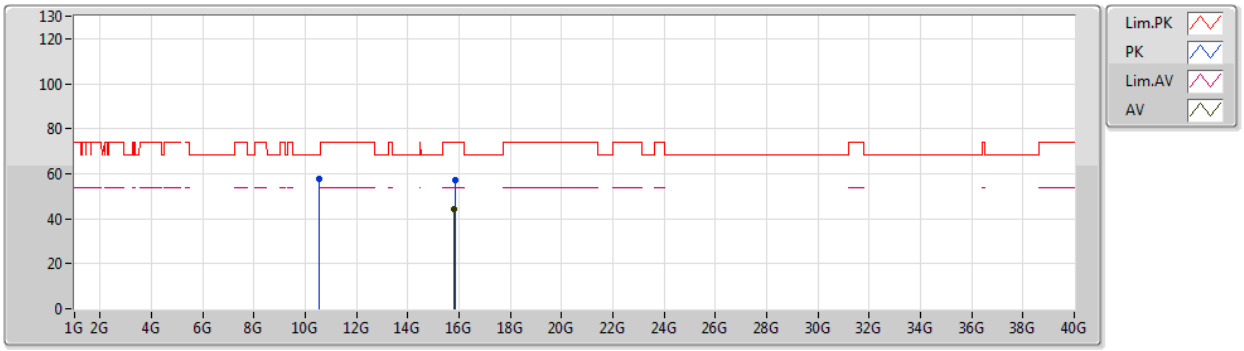

Type	Freq	Level	Limit	Margin	Factor	Dist	Condition	Azimuth	Height	Comment	Raw	AF	CL	PA
	(Hz)	(dBuV/m)	(dBuV/m)	(dB)	(dB)	(m)		(°)	(m)		(dBuV)	(dB)	(dB)	(dB)
AV	15.8257G	44.48	54.00	-9.52	14.46	3	Vertical	5	1.50	-	30.02	38.04	10.72	34.30
PK	10.5512G	57.50	68.20	-10.70	14.45	3	Vertical	308	1.95	-	43.05	39.62	9.26	34.43
PK	15.8348G	57.29	74.00	-16.71	14.42	3	Vertical	5	1.50	-	42.87	38.01	10.72	34.31

802.11ax HEW40-BF_Nss1,(MCS0)_2TX

5270MHz_TX

19/02/2020

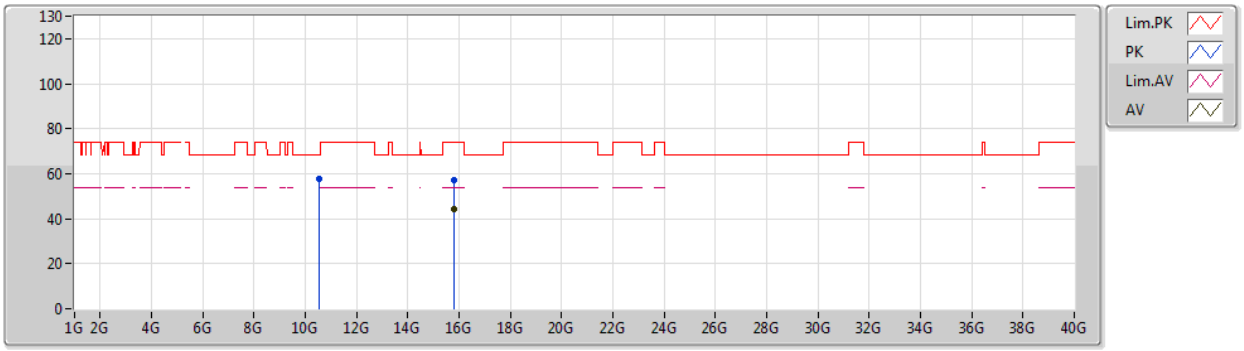

Type	Freq	Level	Limit	Margin	Factor	Dist	Condition	Azimuth	Height	Comment	Raw	AF	CL	PA
	(Hz)	(dBuV/m)	(dBuV/m)	(dB)	(dB)	(m)		(°)	(m)		(dBuV)	(dB)	(dB)	(dB)
AV	15.7923G	44.42	54.00	-9.58	14.58	3	Horizontal	233	1.50	-	29.84	38.14	10.71	34.27
PK	10.5404G	57.76	68.20	-10.44	14.41	3	Horizontal	329	1.50	-	43.35	39.60	9.25	34.44
PK	15.7937G	57.23	74.00	-16.77	14.58	3	Horizontal	233	1.50	-	42.65	38.14	10.71	34.27

802.11ax HEW40-BF_Nss1,(MCS0)_2TX

5310MHz_TX

19/02/2020

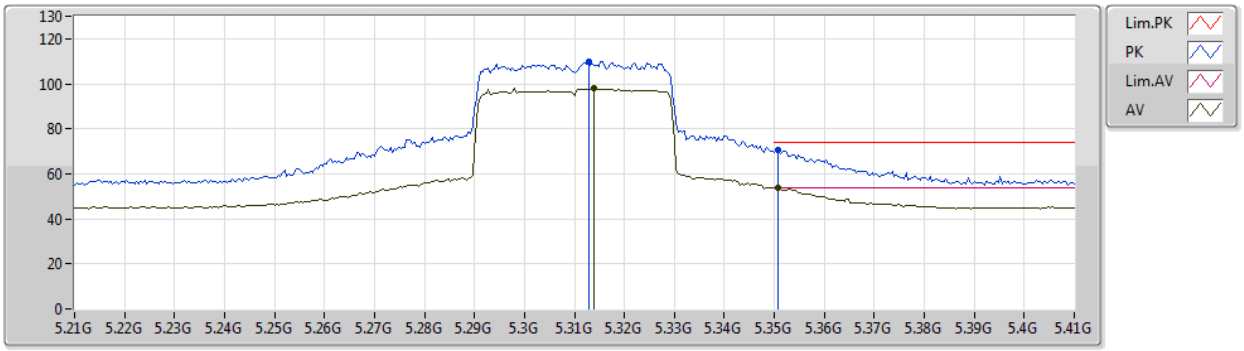

Type	Freq	Level	Limit	Margin	Factor	Dist	Condition	Azimuth	Height	Comment	Raw	AF	CL	PA
	(Hz)	(dBuV/m)	(dBuV/m)	(dB)	(dB)	(m)		(°)	(m)		(dBuV)	(dB)	(dB)	(dB)
AV	5.314G	97.93	Inf	-Inf	4.16	3	Vertical	24	1.10	-	93.77	31.24	6.98	34.06
AV	5.3508G	53.85	54.00	-0.15	4.28	3	Vertical	24	1.10	-	49.57	31.35	6.99	34.06
PK	5.3128G	109.85	Inf	-Inf	4.16	3	Vertical	24	1.10	-	105.69	31.24	6.98	34.06
PK	5.3508G	70.75	74.00	-3.25	4.28	3	Vertical	24	1.10	-	66.47	31.35	6.99	34.06

802.11ax HEW40-BF_Nss1,(MCS0)_2TX

5310MHz_TX

19/02/2020

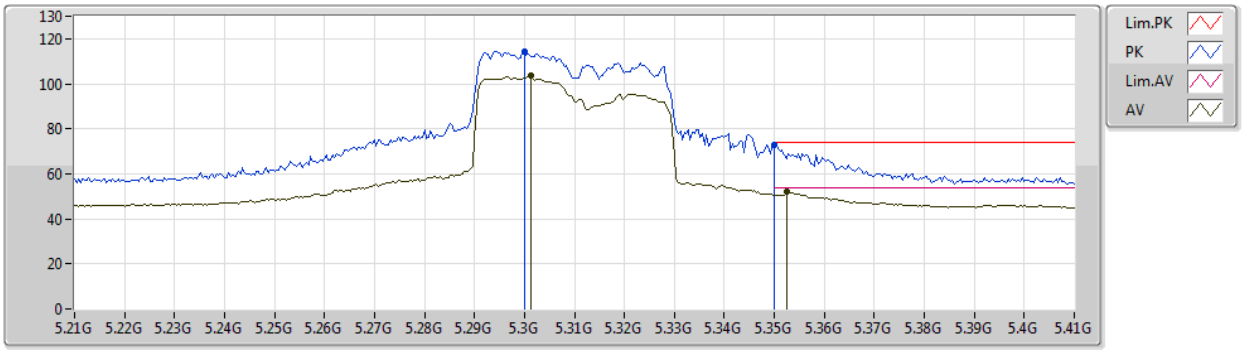

Type	Freq	Level	Limit	Margin	Factor	Dist	Condition	Azimuth	Height	Comment	Raw	AF	CL	PA
	(Hz)	(dBuV/m)	(dBuV/m)	(dB)	(dB)	(m)		(°)	(m)		(dBuV)	(dB)	(dB)	(dB)
AV	5.3012G	103.54	Inf	-Inf	4.11	3	Horizontal	58	2.52	-	99.43	31.20	6.97	34.06
AV	5.3524G	51.85	54.00	-2.15	4.29	3	Horizontal	58	2.52	-	47.56	31.36	6.99	34.06
PK	5.3G	114.51	Inf	-Inf	4.11	3	Horizontal	58	2.52	-	110.40	31.20	6.97	34.06
PK	5.35G	72.95	74.00	-1.05	4.28	3	Horizontal	58	2.52	-	68.67	31.35	6.99	34.06

802.11ax HEW40-BF_Nss1,(MCS0)_2TX

5310MHz_TX

19/02/2020

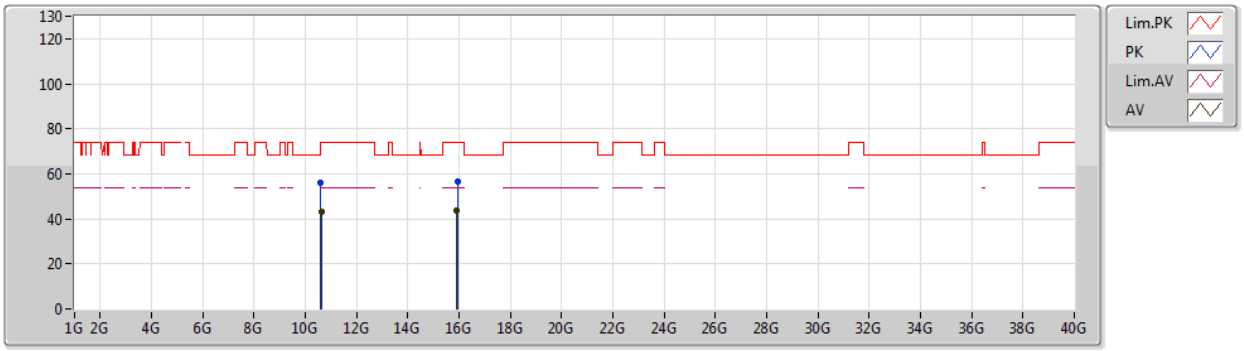

Type	Freq	Level	Limit	Margin	Factor	Dist	Condition	Azimuth	Height	Comment	Raw	AF	CL	PA
	(Hz)	(dBuV/m)	(dBuV/m)	(dB)	(dB)	(m)		(°)	(m)		(dBuV)	(dB)	(dB)	(dB)
AV	10.6177G	43.42	54.00	-10.58	14.62	3	Vertical	320	1.50	-	28.80	39.70	9.31	34.39
AV	15.9156G	43.60	54.00	-10.40	14.12	3	Vertical	58	2.18	-	29.48	37.76	10.75	34.39
PK	10.5964G	56.01	68.20	-12.19	14.57	3	Vertical	320	1.50	-	41.44	39.68	9.29	34.40
PK	15.935G	56.74	74.00	-17.26	14.05	3	Vertical	58	2.18	-	42.69	37.70	10.76	34.41

802.11ax HEW40-BF_Nss1,(MCS0)_2TX

5310MHz_TX

19/02/2020

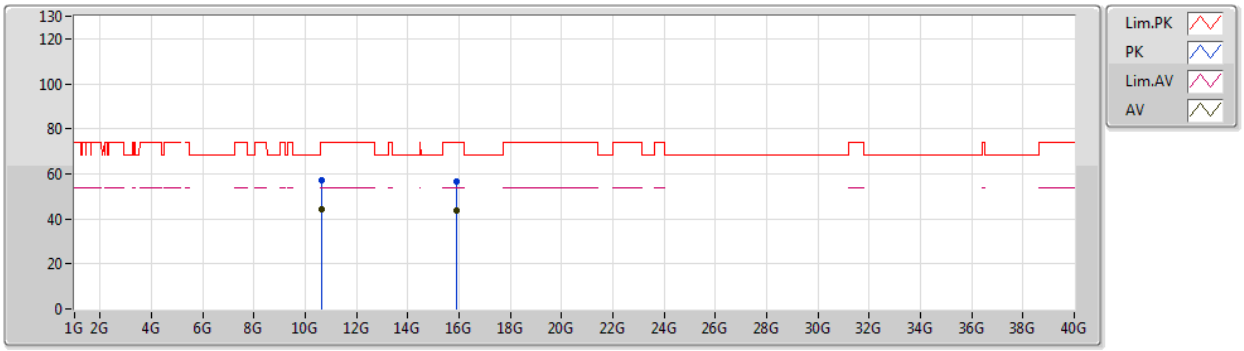

Type	Freq	Level	Limit	Margin	Factor	Dist	Condition	Azimuth	Height	Comment	Raw	AF	CL	PA
	(Hz)	(dBuV/m)	(dBuV/m)	(dB)	(dB)	(m)		(°)	(m)		(dBuV)	(dB)	(dB)	(dB)
AV	10.6181G	44.18	54.00	-9.82	14.62	3	Horizontal	301	1.83	-	29.56	39.70	9.31	34.39
AV	15.908G	43.70	54.00	-10.30	14.15	3	Horizontal	133	2.15	-	29.55	37.79	10.75	34.39
PK	10.6235G	57.03	74.00	-16.97	14.63	3	Horizontal	301	1.83	-	42.40	39.71	9.31	34.39
PK	15.9245G	56.39	74.00	-17.61	14.08	3	Horizontal	133	2.15	-	42.31	37.73	10.75	34.40

802.11ax HEW40-BF_Nss1,(MCS0)_2TX

5510MHz_TX

19/02/2020

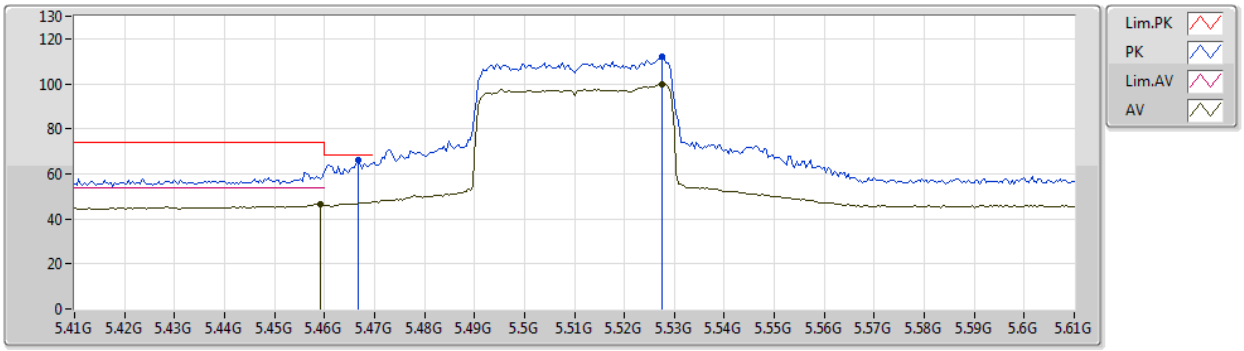

Type	Freq	Level	Limit	Margin	Factor	Dist	Condition	Azimuth	Height	Comment	Raw	AF	CL	PA
	(Hz)	(dBuV/m)	(dBuV/m)	(dB)	(dB)	(m)		(°)	(m)		(dBuV)	(dB)	(dB)	(dB)
AV	5.4592G	46.52	54.00	-7.48	4.64	3	Vertical	33	1.45	-	41.88	31.68	7.03	34.07
AV	5.5276G	99.69	Inf	-Inf	4.71	3	Vertical	33	1.45	-	94.98	31.74	7.04	34.07
PK	5.4668G	66.13	68.20	-2.07	4.66	3	Vertical	33	1.45	-	61.47	31.70	7.03	34.07
PK	5.5276G	111.83	Inf	-Inf	4.71	3	Vertical	33	1.45	-	107.12	31.74	7.04	34.07

802.11ax HEW40-BF_Nss1,(MCS0)_2TX

5510MHz_TX

19/02/2020

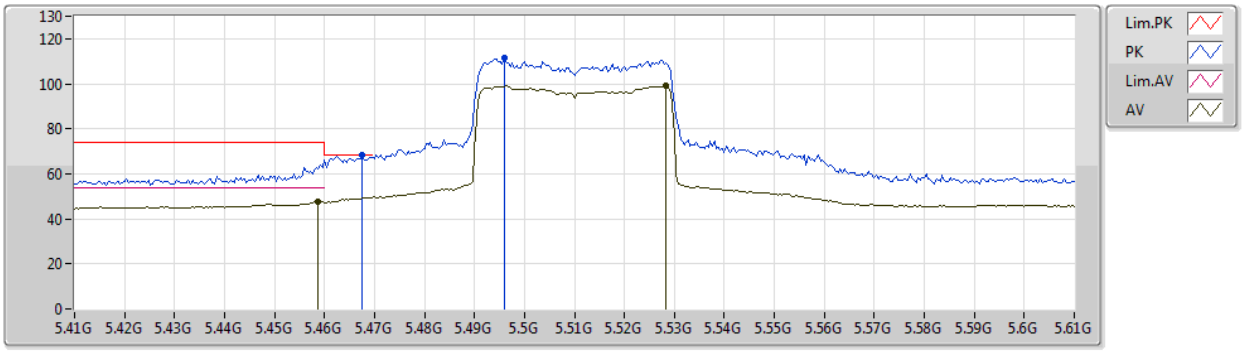

Type	Freq	Level	Limit	Margin	Factor	Dist	Condition	Azimuth	Height	Comment	Raw	AF	CL	PA
	(Hz)	(dBuV/m)	(dBuV/m)	(dB)	(dB)	(m)		(°)	(m)		(dBuV)	(dB)	(dB)	(dB)
AV	5.4588G	47.88	54.00	-6.12	4.64	3	Horizontal	250	1.47	-	43.24	31.68	7.03	34.07
AV	5.5284G	99.04	Inf	-Inf	4.71	3	Horizontal	250	1.47	-	94.33	31.74	7.04	34.07
PK	5.4676G	68.09	68.20	-0.11	4.66	3	Horizontal	250	1.47	-	63.43	31.70	7.03	34.07
PK	5.496G	111.42	Inf	-Inf	4.76	3	Horizontal	250	1.47	-	106.66	31.79	7.04	34.07

802.11ax HEW40-BF_Nss1,(MCS0)_2TX

5510MHz_TX

19/02/2020

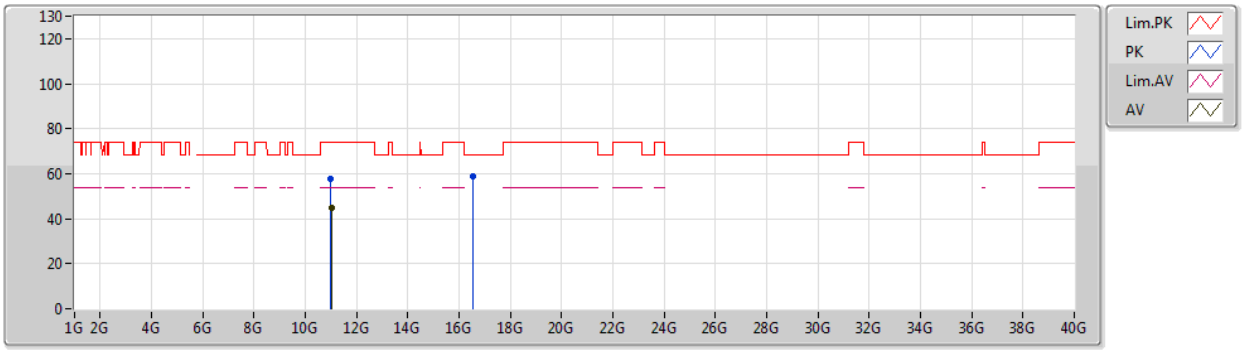

Type	Freq	Level	Limit	Margin	Factor	Dist	Condition	Azimuth	Height	Comment	Raw	AF	CL	PA
	(Hz)	(dBuV/m)	(dBuV/m)	(dB)	(dB)	(m)		(°)	(m)		(dBuV)	(dB)	(dB)	(dB)
AV	11.0235G	45.06	54.00	-8.94	15.59	3	Vertical	338	1.66	-	29.47	40.17	9.58	34.16
PK	11.0074G	57.83	74.00	-16.17	15.60	3	Vertical	338	1.66	-	42.23	40.19	9.57	34.16
PK	16.5195G	58.84	68.20	-9.36	16.14	3	Vertical	224	1.07	-	42.70	38.90	11.17	33.93

802.11ax HEW40-BF_Nss1,(MCS0)_2TX

5510MHz_TX

19/02/2020

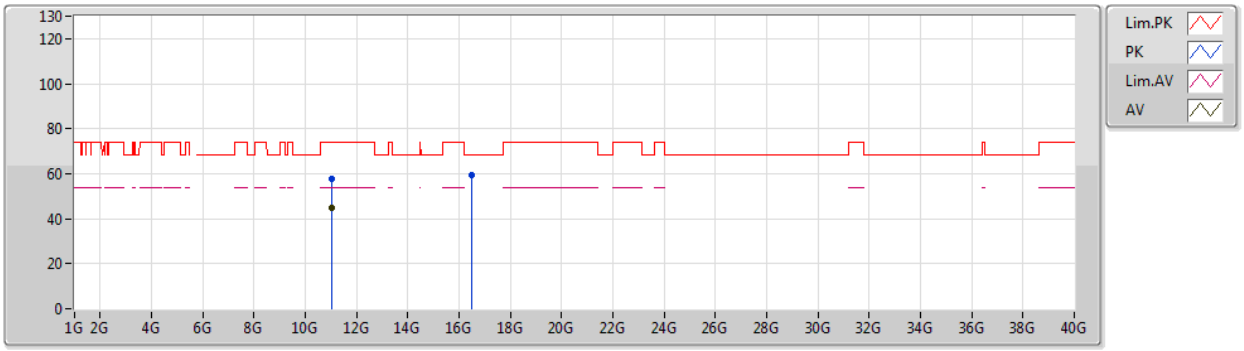

Type	Freq	Level	Limit	Margin	Factor	Dist	Condition	Azimuth	Height	Comment	Raw	AF	CL	PA
	(Hz)	(dBuV/m)	(dBuV/m)	(dB)	(dB)	(m)		(°)	(m)		(dBuV)	(dB)	(dB)	(dB)
AV	11.012G	44.96	54.00	-9.04	15.59	3	Horizontal	42	1.50	-	29.37	40.18	9.57	34.16
PK	11.0359G	57.56	74.00	-16.44	15.58	3	Horizontal	42	1.50	-	41.98	40.15	9.59	34.16
PK	16.5114G	59.23	68.20	-8.97	16.11	3	Horizontal	305	1.50	-	43.12	38.88	11.17	33.94

802.11ax HEW40-BF_Nss1,(MCS0)_2TX

5550MHz_TX

19/02/2020

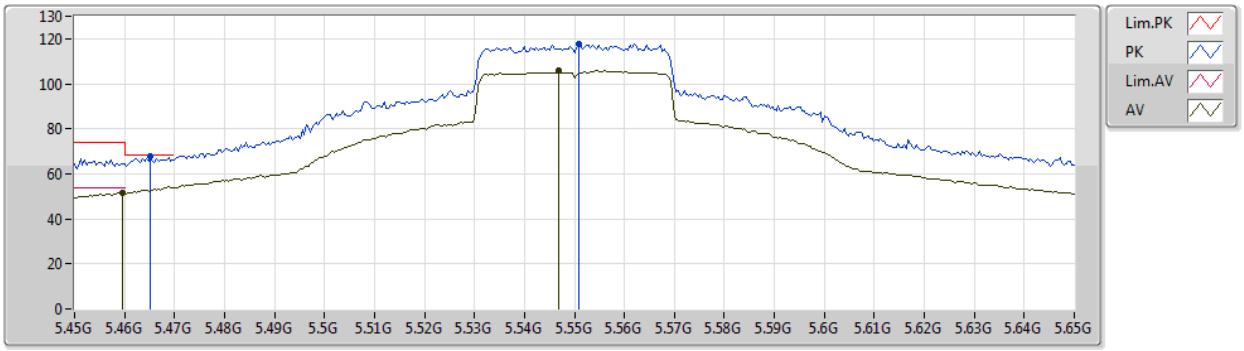

Type	Freq	Level	Limit	Margin	Factor	Dist	Condition	Azimuth	Height	Comment	Raw	AF	CL	PA
	(Hz)	(dBuV/m)	(dBuV/m)	(dB)	(dB)	(m)		(°)	(m)		(dBuV)	(dB)	(dB)	(dB)
AV	5.4596G	51.67	54.00	-2.33	4.64	3	Vertical	39	1.12	-	47.03	31.68	7.03	34.07
AV	5.5468G	106.11	Inf	-Inf	4.69	3	Vertical	39	1.12	-	101.42	31.71	7.05	34.07
PK	5.4652G	68.02	68.20	-0.18	4.66	3	Vertical	39	1.12	-	63.36	31.70	7.03	34.07
PK	5.5508G	117.85	Inf	-Inf	4.68	3	Vertical	39	1.12	-	113.17	31.70	7.05	34.07

802.11ax HEW40-BF_Nss1,(MCS0)_2TX

19/02/2020

5550MHz_TX

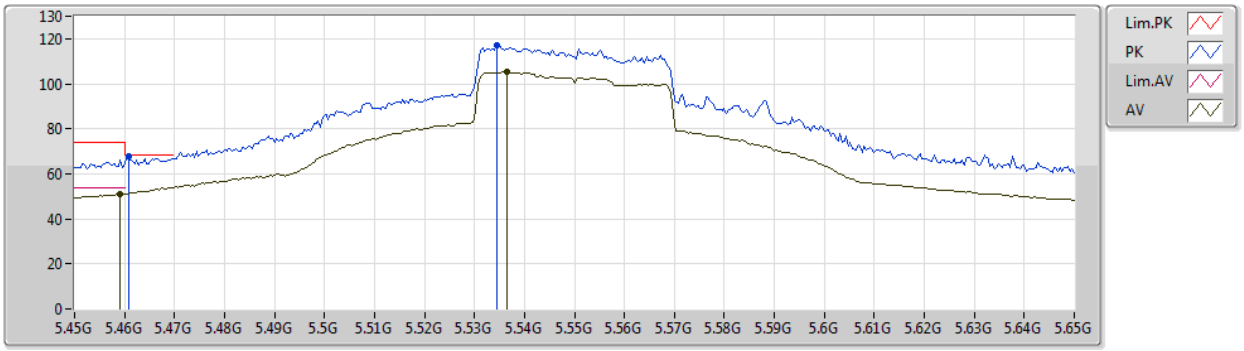

Type	Freq	Level	Limit	Margin	Factor	Dist	Condition	Azimuth	Height	Comment	Raw	AF	CL	PA
	(Hz)	(dBuV/m)	(dBuV/m)	(dB)	(dB)	(m)		(°)	(m)		(dBuV)	(dB)	(dB)	(dB)
AV	5.4592G	51.12	54.00	-2.88	4.64	3	Horizontal	262	1.16	-	46.48	31.68	7.03	34.07
AV	5.5364G	105.20	Inf	-Inf	4.70	3	Horizontal	262	1.16	-	100.50	31.73	7.04	34.07
PK	5.4608G	67.90	68.20	-0.30	4.64	3	Horizontal	262	1.16	-	63.26	31.68	7.03	34.07
PK	5.5344G	116.84	Inf	-Inf	4.70	3	Horizontal	262	1.16	-	112.14	31.73	7.04	34.07

802.11ax HEW40-BF_Nss1,(MCS0)_2TX

5550MHz_TX

19/02/2020

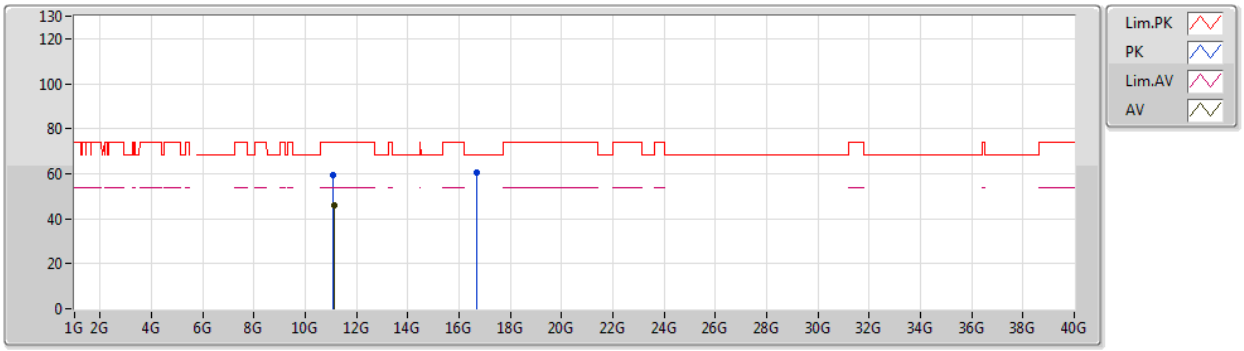

Type	Freq	Level	Limit	Margin	Factor	Dist	Condition	Azimuth	Height	Comment	Raw	AF	CL	PA
	(Hz)	(dBuV/m)	(dBuV/m)	(dB)	(dB)	(m)		(°)	(m)		(dBuV)	(dB)	(dB)	(dB)
AV	11.1124G	46.22	54.00	-7.78	15.52	3	Vertical	337	1.67	-	30.70	40.05	9.64	34.17
PK	11.1001G	59.66	74.00	-14.34	15.53	3	Vertical	337	1.67	-	44.13	40.07	9.63	34.17
PK	16.664G	60.70	68.20	-7.50	16.79	3	Vertical	5	1.38	-	43.91	39.29	11.28	33.78

802.11ax HEW40-BF_Nss1,(MCS0)_2TX

5550MHz_TX

19/02/2020

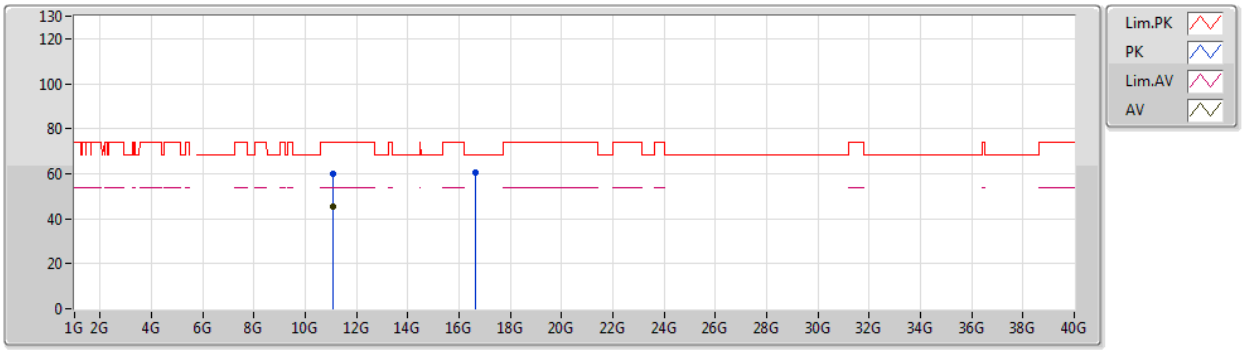

Type	Freq	Level	Limit	Margin	Factor	Dist	Condition	Azimuth	Height	Comment	Raw	AF	CL	PA
	(Hz)	(dBuV/m)	(dBuV/m)	(dB)	(dB)	(m)		(°)	(m)		(dBuV)	(dB)	(dB)	(dB)
AV	11.0909G	45.36	54.00	-8.64	15.53	3	Horizontal	22	1.50	-	29.83	40.08	9.62	34.17
PK	11.0999G	59.99	74.00	-14.01	15.53	3	Horizontal	22	1.50	-	44.46	40.07	9.63	34.17
PK	16.6388G	60.41	68.20	-7.79	16.67	3	Horizontal	324	1.47	-	43.74	39.22	11.26	33.81

802.11ax HEW40-BF_Nss1,(MCS0)_2TX

5670MHz_TX

19/02/2020

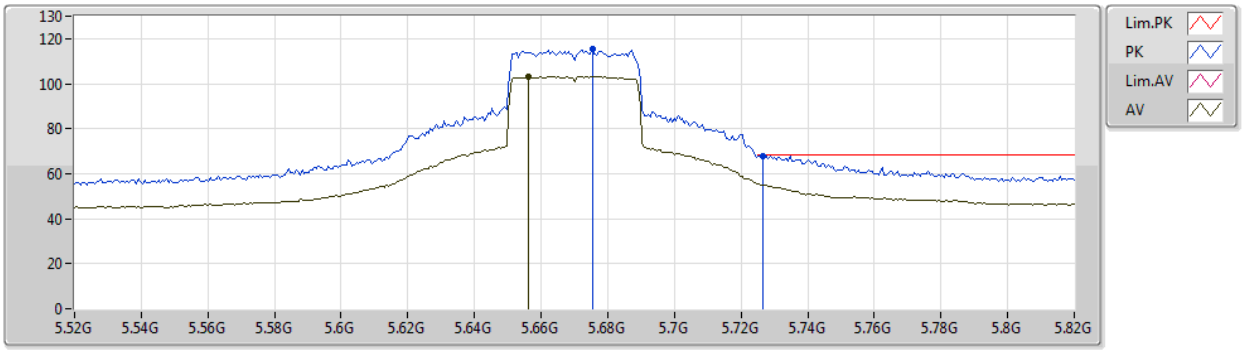

Type	Freq	Level	Limit	Margin	Factor	Dist	Condition	Azimuth	Height	Comment	Raw	AF	CL	PA
	(Hz)	(dBuV/m)	(dBuV/m)	(dB)	(dB)	(m)		(°)	(m)		(dBuV)	(dB)	(dB)	(dB)
AV	5.6562G	103.13	Inf	-Inf	4.73	3	Vertical	18	1.78	-	98.40	31.71	7.09	34.07
PK	5.6754G	115.66	Inf	-Inf	4.78	3	Vertical	18	1.78	-	110.88	31.75	7.10	34.07
PK	5.7264G	67.95	68.20	-0.25	4.95	3	Vertical	18	1.78	-	63.00	31.88	7.14	34.07

802.11ax HEW40-BF_Nss1,(MCS0)_2TX

5670MHz_TX

19/02/2020

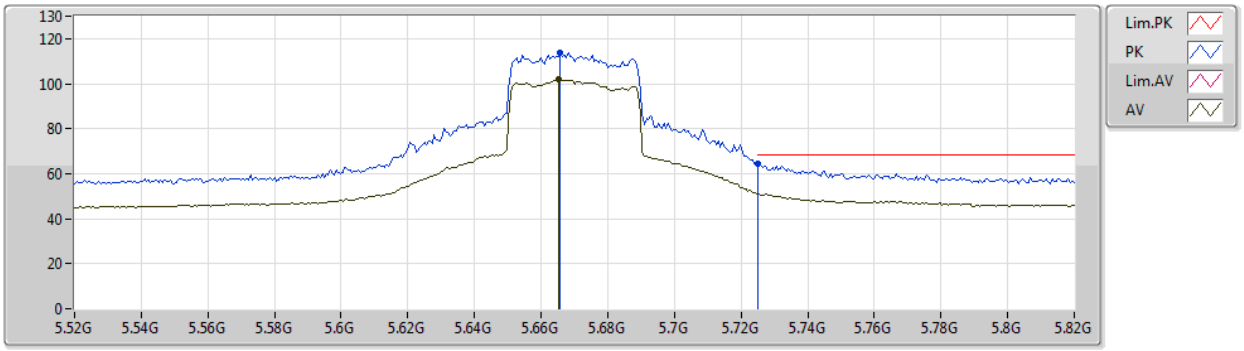

Type	Freq	Level	Limit	Margin	Factor	Dist	Condition	Azimuth	Height	Comment	Raw	AF	CL	PA
	(Hz)	(dBuV/m)	(dBuV/m)	(dB)	(dB)	(m)		(°)	(m)		(dBuV)	(dB)	(dB)	(dB)
AV	5.6652G	101.88	Inf	-Inf	4.76	3	Horizontal	263	1.50	-	97.12	31.73	7.10	34.07
PK	5.6658G	113.53	Inf	-Inf	4.76	3	Horizontal	263	1.50	-	108.77	31.73	7.10	34.07
PK	5.7252G	64.18	68.20	-4.02	4.95	3	Horizontal	263	1.50	-	59.23	31.88	7.14	34.07

802.11ax HEW40-BF_Nss1,(MCS0)_2TX

5670MHz_TX

19/02/2020

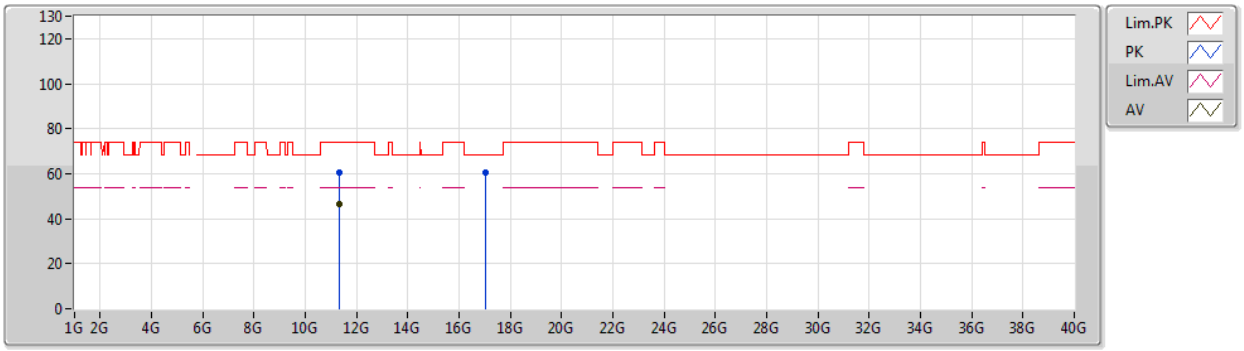

Type	Freq	Level	Limit	Margin	Factor	Dist	Condition	Azimuth	Height	Comment	Raw	AF	CL	PA
	(Hz)	(dBuV/m)	(dBuV/m)	(dB)	(dB)	(m)		(°)	(m)		(dBuV)	(dB)	(dB)	(dB)
AV	11.3294G	46.23	54.00	-7.77	15.37	3	Vertical	341	1.41	-	30.86	39.77	9.78	34.18
PK	11.3235G	60.28	74.00	-13.72	15.38	3	Vertical	341	1.41	-	44.90	39.78	9.78	34.18
PK	17.0288G	60.75	68.20	-7.45	18.52	3	Vertical	290	1.50	-	42.23	40.40	11.56	33.44

802.11ax HEW40-BF_Nss1,(MCS0)_2TX

5670MHz_TX

19/02/2020

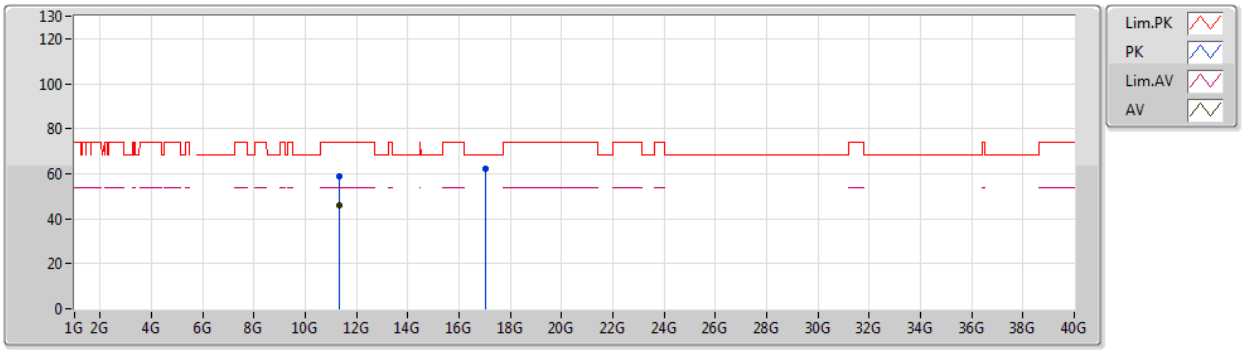

Type	Freq	Level	Limit	Margin	Factor	Dist	Condition	Azimuth	Height	Comment	Raw	AF	CL	PA
	(Hz)	(dBuV/m)	(dBuV/m)	(dB)	(dB)	(m)		(°)	(m)		(dBuV)	(dB)	(dB)	(dB)
AV	11.3486G	46.22	54.00	-7.78	15.37	3	Horizontal	75	1.49	-	30.85	39.75	9.80	34.18
PK	11.3454G	59.00	74.00	-15.00	15.36	3	Horizontal	75	1.49	-	43.64	39.75	9.79	34.18
PK	17.0245G	62.20	68.20	-6.00	18.50	3	Horizontal	26	2.16	-	43.70	40.37	11.56	33.43

802.11ax HEW40-BF_Nss1,(MCS0)_2TX

19/02/2020

5710MHz Straddle 5.47-5.725GHz_TX

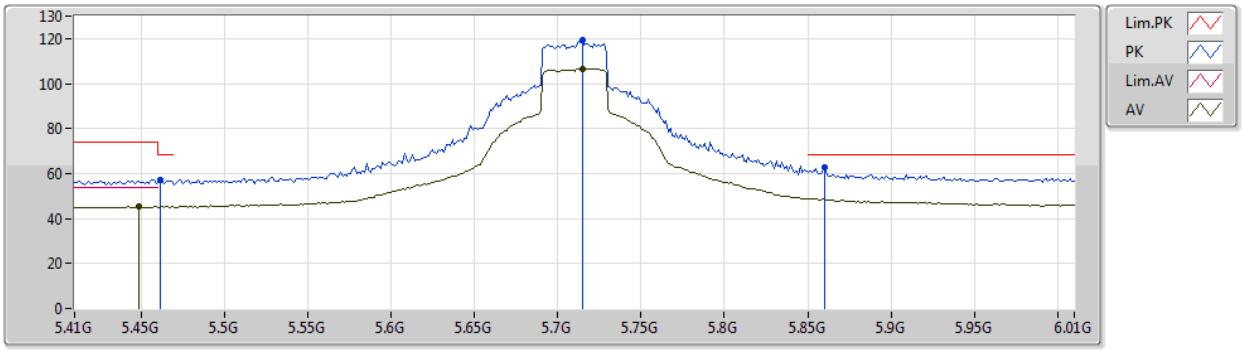

Type	Freq	Level	Limit	Margin	Factor	Dist	Condition	Azimuth	Height	Comment	Raw	AF	CL	PA
	(Hz)	(dBuV/m)	(dBuV/m)	(dB)	(dB)	(m)		(°)	(m)		(dBuV)	(dB)	(dB)	(dB)
AV	5.4484G	45.25	54.00	-8.75	4.62	3	Vertical	19	1.72	-	40.63	31.65	7.03	34.06
AV	5.7148G	106.73	Inf	-Inf	4.90	3	Vertical	19	1.72	-	101.83	31.84	7.13	34.07
PK	5.4616G	57.05	68.20	-11.15	4.64	3	Vertical	19	1.72	-	52.41	31.68	7.03	34.07
PK	5.7148G	119.13	Inf	-Inf	4.90	3	Vertical	19	1.72	-	114.23	31.84	7.13	34.07
PK	5.86G	62.60	68.20	-5.60	5.37	3	Vertical	19	1.72	-	57.23	32.28	7.17	34.08

802.11ax HEW40-BF_Nss1,(MCS0)_2TX

19/02/2020

5710MHz Straddle 5.47-5.725GHz_TX

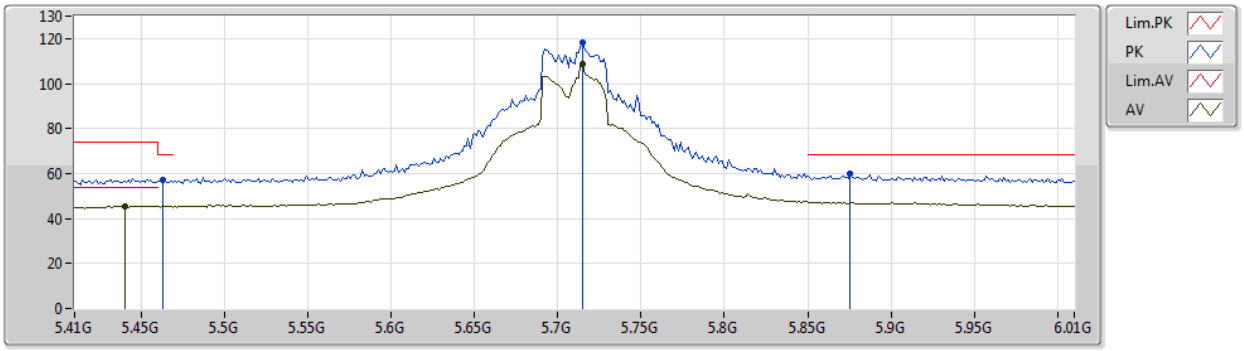

Type	Freq	Level	Limit	Margin	Factor	Dist	Condition	Azimuth	Height	Comment	Raw	AF	CL	PA
	(Hz)	(dBuV/m)	(dBuV/m)	(dB)	(dB)	(m)		(°)	(m)		(dBuV)	(dB)	(dB)	(dB)
AV	5.44G	45.51	54.00	-8.49	4.58	3	Horizontal	65	1.65	-	40.93	31.62	7.02	34.06
AV	5.7148G	108.67	Inf	-Inf	4.90	3	Horizontal	65	1.65	-	103.77	31.84	7.13	34.07
PK	5.4628G	56.92	68.20	-11.28	4.65	3	Horizontal	65	1.65	-	52.27	31.69	7.03	34.07
PK	5.7148G	118.29	Inf	-Inf	4.90	3	Horizontal	65	1.65	-	113.39	31.84	7.13	34.07
PK	5.8756G	60.16	68.20	-8.04	5.42	3	Horizontal	65	1.65	-	54.74	32.33	7.17	34.08

802.11ax HEW40-BF_Nss1,(MCS0)_2TX

5710MHz Straddle 5.47-5.725GHz_TX

19/02/2020

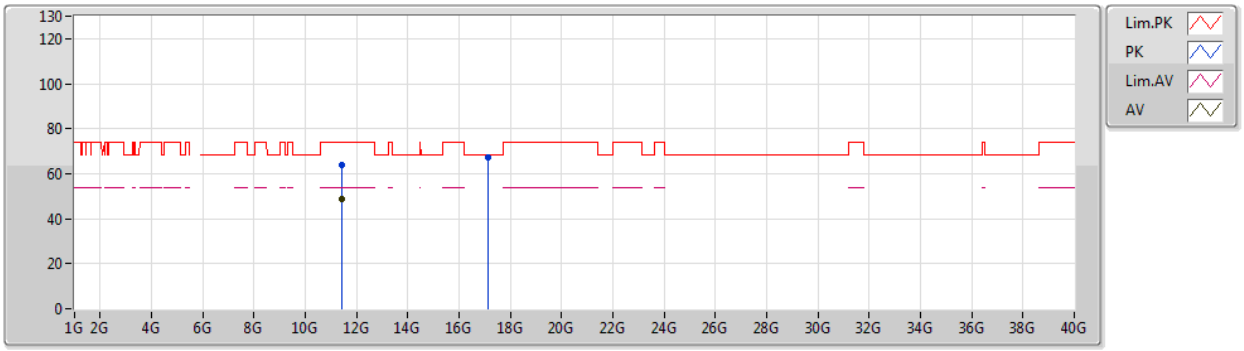

Type	Freq	Level	Limit	Margin	Factor	Dist	Condition	Azimuth	Height	Comment	Raw	AF	CL	PA
	(Hz)	(dBuV/m)	(dBuV/m)	(dB)	(dB)	(m)		(°)	(m)		(dBuV)	(dB)	(dB)	(dB)
AV	11.4228G	48.87	54.00	-5.13	15.31	3	Vertical	297	2.18	-	33.56	39.65	9.85	34.19
PK	11.4393G	63.93	74.00	-10.07	15.30	3	Vertical	297	2.18	-	48.63	39.63	9.86	34.19
PK	17.1234G	67.47	68.20	-0.73	19.23	3	Vertical	350	1.00	-	48.24	41.05	11.63	33.45

802.11ax HEW40-BF_Nss1,(MCS0)_2TX

5710MHz Straddle 5.47-5.725GHz_TX

19/02/2020

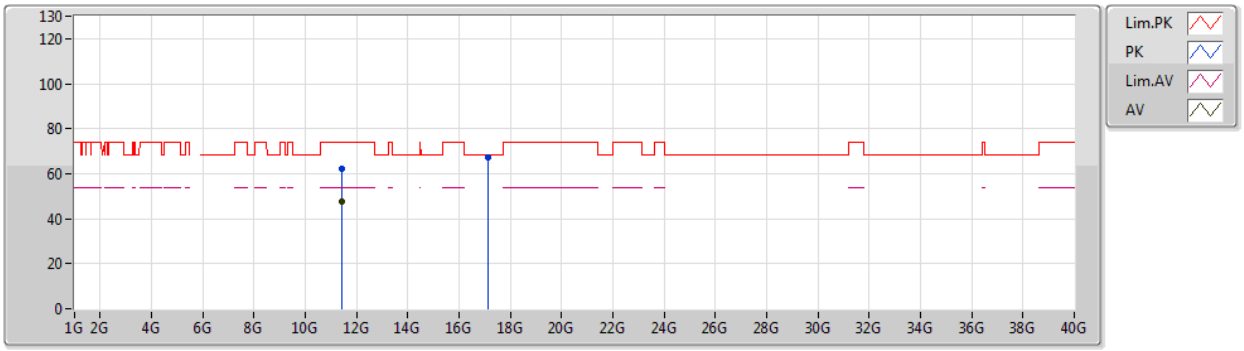

Type	Freq	Level	Limit	Margin	Factor	Dist	Condition	Azimuth	Height	Comment	Raw	AF	CL	PA
	(Hz)	(dBuV/m)	(dBuV/m)	(dB)	(dB)	(m)		(°)	(m)		(dBuV)	(dB)	(dB)	(dB)
AV	11.4171G	47.57	54.00	-6.43	15.31	3	Horizontal	69	1.38	-	32.26	39.66	9.84	34.19
PK	11.4395G	62.06	74.00	-11.94	15.30	3	Horizontal	69	1.38	-	46.76	39.63	9.86	34.19
PK	17.1499G	66.97	68.20	-1.23	19.42	3	Horizontal	321	1.50	-	47.55	41.23	11.65	33.46

802.11ax HEW40-BF_Nss1,(MCS0)_2TX

5755MHz_TX

19/02/2020

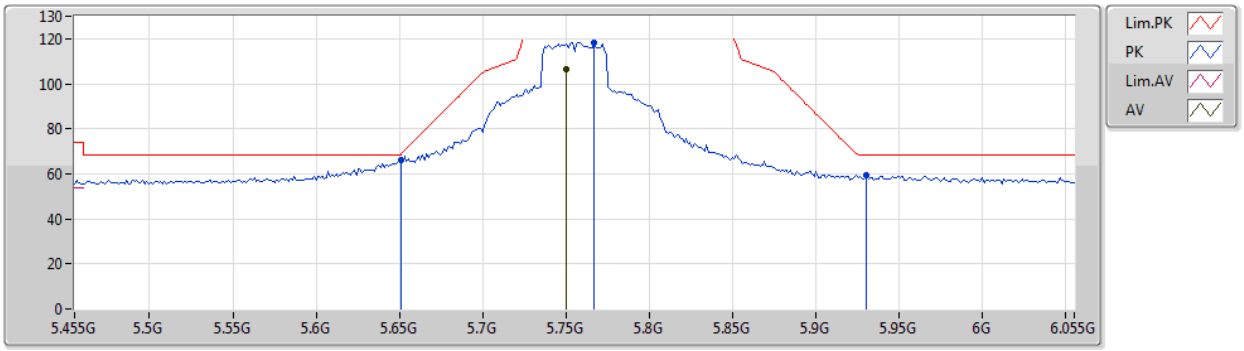

Type	Freq	Level	Limit	Margin	Factor	Dist	Condition	Azimuth	Height	Comment	Raw	AF	CL	PA
	(Hz)	(dBuV/m)	(dBuV/m)	(dB)	(dB)	(m)		(°)	(m)		(dBuV)	(dB)	(dB)	(dB)
AV	5.7502G	106.51	Inf	-Inf	5.02	3	Vertical	16	1.80	-	101.49	31.95	7.15	34.08
PK	5.6506G	65.99	68.64	-2.65	4.72	3	Vertical	16	1.80	-	61.27	31.70	7.09	34.07
PK	5.767G	118.15	Inf	-Inf	5.08	3	Vertical	16	1.80	-	113.07	32.00	7.16	34.08
PK	5.9302G	59.19	68.20	-9.01	5.48	3	Vertical	16	1.80	-	53.71	32.40	7.16	34.08

802.11ax HEW40-BF_Nss1,(MCS0)_2TX

5755MHz_TX

19/02/2020

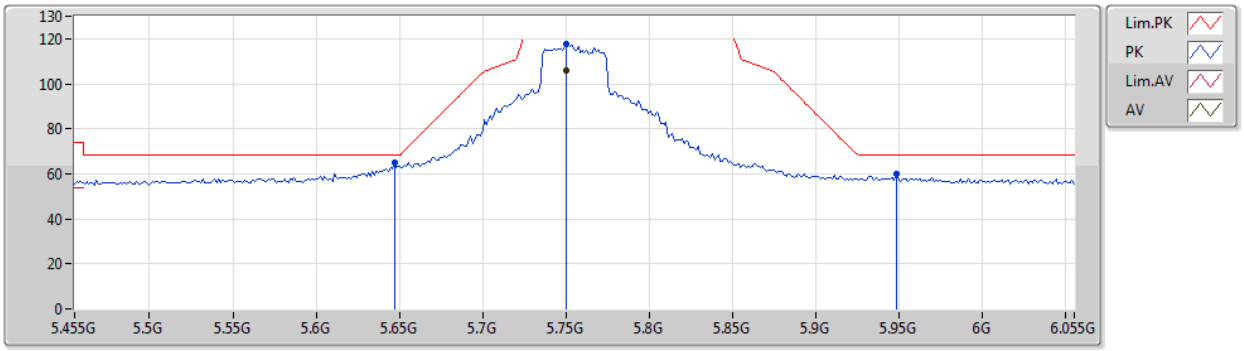

Type	Freq	Level	Limit	Margin	Factor	Dist	Condition	Azimuth	Height	Comment	Raw	AF	CL	PA
	(Hz)	(dBuV/m)	(dBuV/m)	(dB)	(dB)	(m)		(°)	(m)		(dBuV)	(dB)	(dB)	(dB)
AV	5.7502G	105.70	Inf	-Inf	5.02	3	Horizontal	267	1.49	-	100.68	31.95	7.15	34.08
PK	5.647G	64.76	68.20	-3.44	4.71	3	Horizontal	267	1.49	-	60.05	31.69	7.09	34.07
PK	5.7502G	117.79	Inf	-Inf	5.02	3	Horizontal	267	1.49	-	112.77	31.95	7.15	34.08
PK	5.9482G	59.69	68.20	-8.51	5.47	3	Horizontal	267	1.49	-	54.22	32.40	7.15	34.08

802.11ax HEW40-BF_Nss1,(MCS0)_2TX

5755MHz_TX

19/02/2020

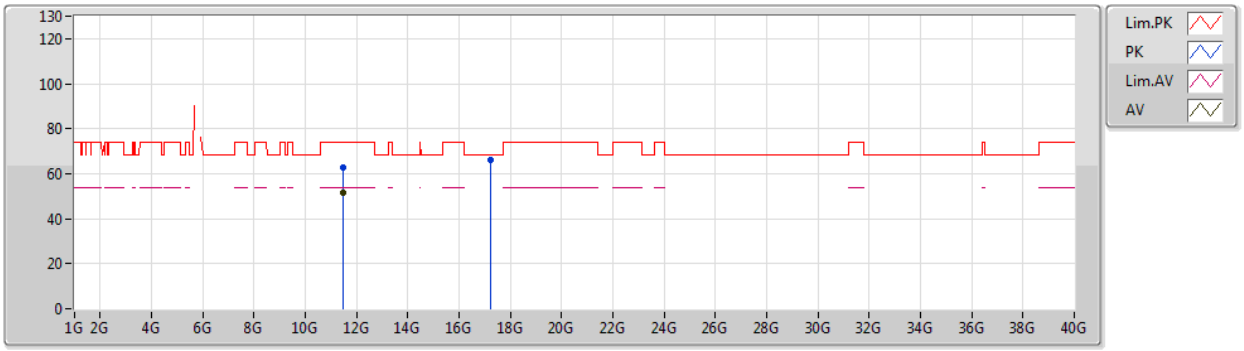

Type	Freq	Level	Limit	Margin	Factor	Dist	Condition	Azimuth	Height	Comment	Raw	AF	CL	PA
	(Hz)	(dBuV/m)	(dBuV/m)	(dB)	(dB)	(m)		(°)	(m)		(dBuV)	(dB)	(dB)	(dB)
AV	11.4916G	51.49	54.00	-2.51	15.26	3	Vertical	294	2.09	-	36.23	39.56	9.89	34.19
PK	11.4909G	62.89	74.00	-11.11	15.26	3	Vertical	294	2.09	-	47.63	39.56	9.89	34.19
PK	17.243G	65.92	68.20	-2.28	20.12	3	Vertical	345	3.00	-	45.80	41.88	11.72	33.48

802.11ax HEW40-BF_Nss1,(MCS0)_2TX

5755MHz_TX

19/02/2020

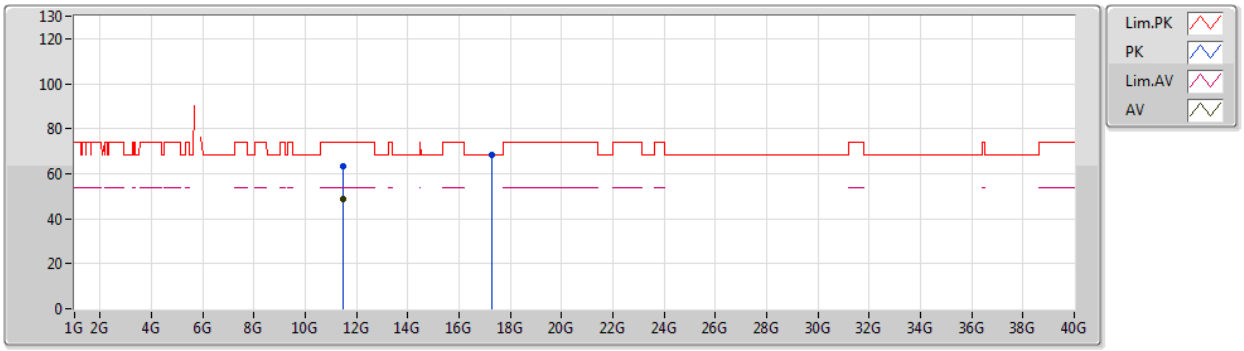

Type	Freq	Level	Limit	Margin	Factor	Dist	Condition	Azimuth	Height	Comment	Raw	AF	CL	PA
	(Hz)	(dBuV/m)	(dBuV/m)	(dB)	(dB)	(m)		(°)	(m)		(dBuV)	(dB)	(dB)	(dB)
AV	11.4992G	48.99	54.00	-5.01	15.26	3	Horizontal	60	1.50	-	33.73	39.55	9.90	34.19
PK	11.4916G	63.19	74.00	-10.81	15.26	3	Horizontal	60	1.50	-	47.93	39.56	9.89	34.19
PK	17.2641G	68.12	68.20	-0.08	20.28	3	Horizontal	315	1.76	-	47.84	42.02	11.74	33.48

802.11ax HEW40-BF_Nss1,(MCS0)_2TX

5795MHz_TX

19/02/2020

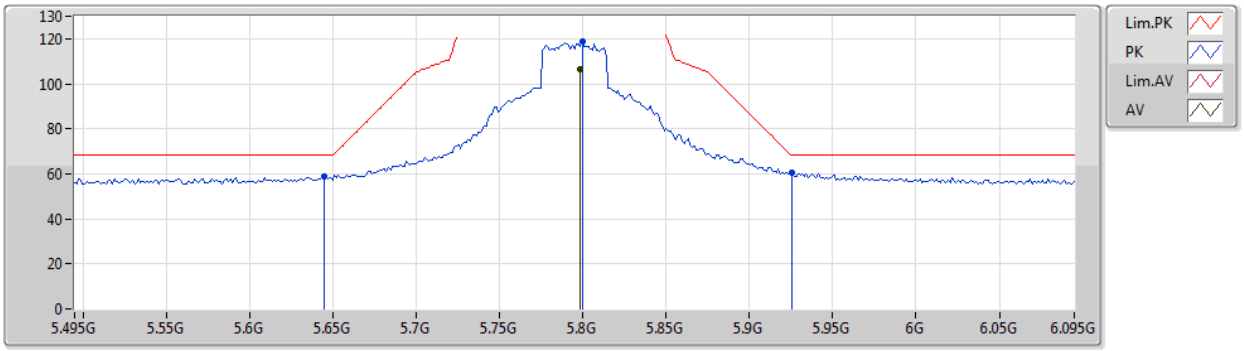

Type	Freq	Level	Limit	Margin	Factor	Dist	Condition	Azimuth	Height	Comment	Raw	AF	CL	PA
	(Hz)	(dBuV/m)	(dBuV/m)	(dB)	(dB)	(m)		(°)	(m)		(dBuV)	(dB)	(dB)	(dB)
AV	5.7986G	106.24	Inf	-Inf	5.20	3	Vertical	18	1.45	-	101.04	32.10	7.18	34.08
PK	5.645G	59.09	68.20	-9.11	4.71	3	Vertical	18	1.45	-	54.38	31.69	7.09	34.07
PK	5.7998G	118.61	Inf	-Inf	5.20	3	Vertical	18	1.45	-	113.41	32.10	7.18	34.08
PK	5.9258G	60.50	68.20	-7.70	5.48	3	Vertical	18	1.45	-	55.02	32.40	7.16	34.08

802.11ax HEW40-BF_Nss1,(MCS0)_2TX

5795MHz_TX

19/02/2020

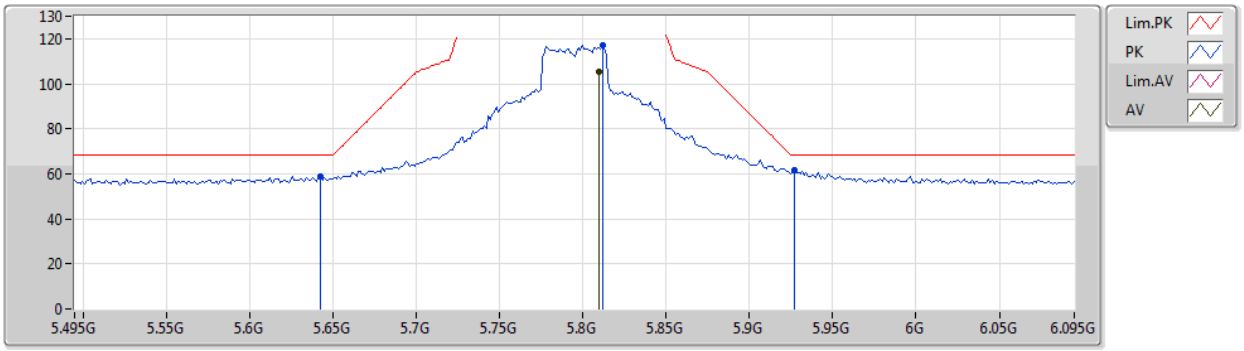

Type	Freq	Level	Limit	Margin	Factor	Dist	Condition	Azimuth	Height	Comment	Raw	AF	CL	PA
	(Hz)	(dBuV/m)	(dBuV/m)	(dB)	(dB)	(m)		(°)	(m)		(dBuV)	(dB)	(dB)	(dB)
AV	5.8094G	105.09	Inf	-Inf	5.23	3	Horizontal	271	1.48	-	99.86	32.13	7.18	34.08
PK	5.6426G	59.11	68.20	-9.09	4.70	3	Horizontal	271	1.48	-	54.41	31.69	7.08	34.07
PK	5.8118G	117.05	Inf	-Inf	5.24	3	Horizontal	271	1.48	-	111.81	32.14	7.18	34.08
PK	5.927G	61.56	68.20	-6.64	5.48	3	Horizontal	271	1.48	-	56.08	32.40	7.16	34.08

802.11ax HEW40-BF_Nss1,(MCS0)_2TX

5795MHz_TX

19/02/2020

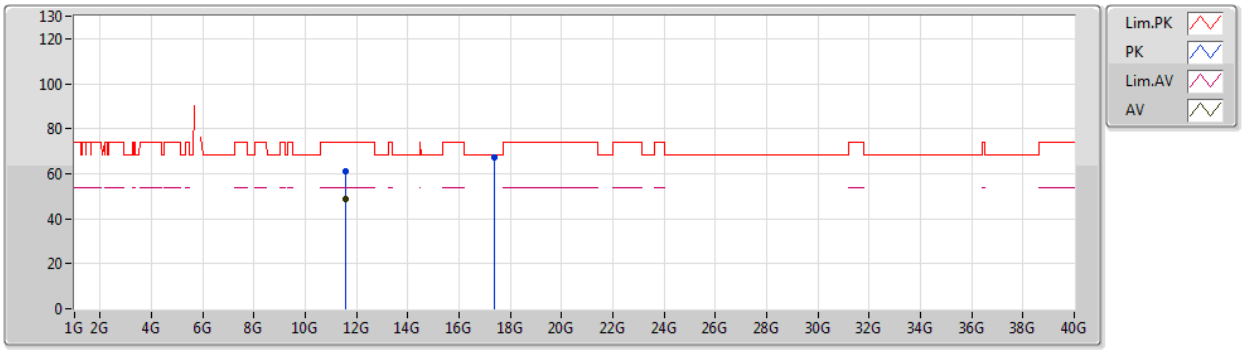

Type	Freq	Level	Limit	Margin	Factor	Dist	Condition	Azimuth	Height	Comment	Raw	AF	CL	PA
	(Hz)	(dBuV/m)	(dBuV/m)	(dB)	(dB)	(m)		(°)	(m)		(dBuV)	(dB)	(dB)	(dB)
AV	11.5898G	48.78	54.00	-5.22	15.19	3	Vertical	293	1.40	-	33.59	39.43	9.96	34.20
PK	11.5961G	60.83	74.00	-13.17	15.19	3	Vertical	293	1.40	-	45.64	39.43	9.96	34.20
PK	17.363G	67.21	68.20	-0.99	21.01	3	Vertical	345	1.20	-	46.20	42.70	11.81	33.50

802.11ax HEW40-BF_Nss1,(MCS0)_2TX

5795MHz_TX

19/02/2020

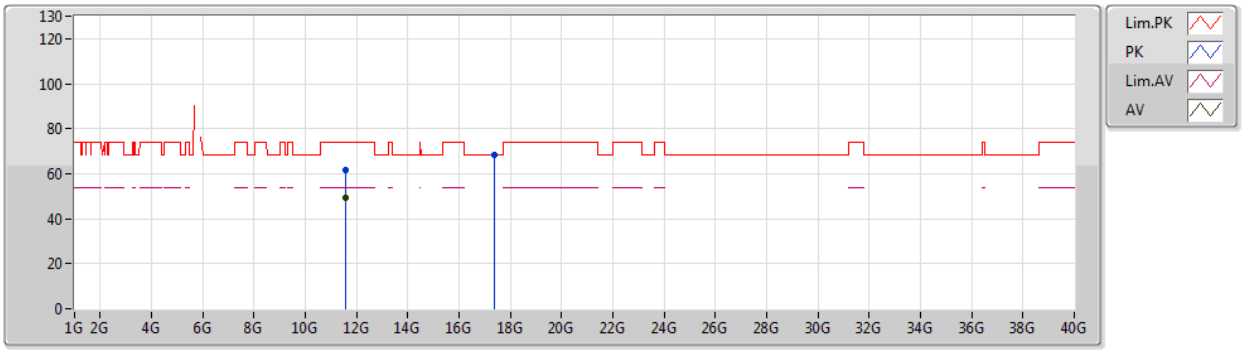

Type	Freq	Level	Limit	Margin	Factor	Dist	Condition	Azimuth	Height	Comment	Raw	AF	CL	PA
	(Hz)	(dBuV/m)	(dBuV/m)	(dB)	(dB)	(m)		(°)	(m)		(dBuV)	(dB)	(dB)	(dB)
AV	11.5675G	49.51	54.00	-4.49	15.21	3	Horizontal	348	1.36	-	34.30	39.46	9.94	34.19
PK	11.5773G	61.61	74.00	-12.39	15.21	3	Horizontal	348	1.36	-	46.40	39.45	9.95	34.19
PK	17.3859G	68.17	68.20	-0.03	21.18	3	Horizontal	320	1.50	-	46.99	42.86	11.83	33.51

802.11ax HEW80-BF_Nss1,(MCS0)_2TX

5210MHz_TX

19/02/2020

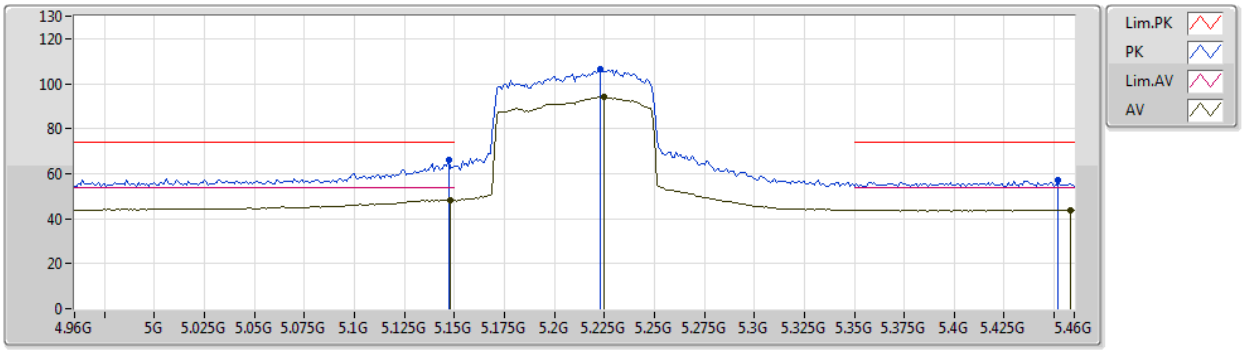

Type	Freq	Level	Limit	Margin	Factor	Dist	Condition	Azimuth	Height	Comment	Raw	AF	CL	PA
	(Hz)	(dBuV/m)	(dBuV/m)	(dB)	(dB)	(m)		(°)	(m)		(dBuV)	(dB)	(dB)	(dB)
AV	5.148G	48.39	54.00	-5.61	4.65	3	Vertical	37	1.50	-	43.74	31.81	6.89	34.05
AV	5.225G	94.09	Inf	-Inf	4.38	3	Vertical	37	1.50	-	89.71	31.50	6.93	34.05
AV	5.458G	43.95	54.00	-10.05	4.63	3	Vertical	37	1.50	-	39.32	31.67	7.03	34.07
PK	5.147G	66.39	74.00	-7.61	4.65	3	Vertical	37	1.50	-	61.74	31.81	6.89	34.05
PK	5.223G	106.69	Inf	-Inf	4.39	3	Vertical	37	1.50	-	102.30	31.51	6.93	34.05
PK	5.452G	56.92	74.00	-17.08	4.62	3	Vertical	37	1.50	-	52.30	31.66	7.03	34.07

802.11ax HEW80-BF_Nss1,(MCS0)_2TX

5210MHz_TX

19/02/2020

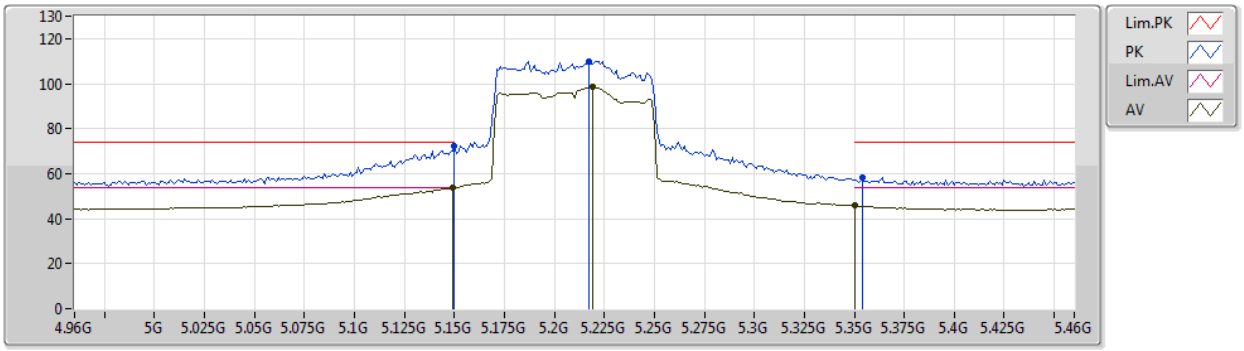

Type	Freq	Level	Limit	Margin	Factor	Dist	Condition	Azimuth	Height	Comment	Raw	AF	CL	PA
	(Hz)	(dBuV/m)	(dBuV/m)	(dB)	(dB)	(m)		(°)	(m)		(dBuV)	(dB)	(dB)	(dB)
AV	5.149G	53.72	54.00	-0.28	4.64	3	Horizontal	60	2.51	-	49.08	31.80	6.89	34.05
AV	5.219G	98.70	Inf	-Inf	4.40	3	Horizontal	60	2.51	-	94.30	31.52	6.93	34.05
AV	5.35G	45.68	54.00	-8.32	4.28	3	Horizontal	60	2.51	-	41.40	31.35	6.99	34.06
PK	5.15G	72.08	74.00	-1.92	4.64	3	Horizontal	60	2.51	-	67.44	31.80	6.89	34.05
PK	5.217G	109.75	Inf	-Inf	4.41	3	Horizontal	60	2.51	-	105.34	31.53	6.93	34.05
PK	5.354G	58.10	74.00	-15.90	4.29	3	Horizontal	60	2.51	-	53.81	31.36	6.99	34.06

802.11ax HEW80-BF_Nss1,(MCS0)_2TX

5210MHz_TX

19/02/2020

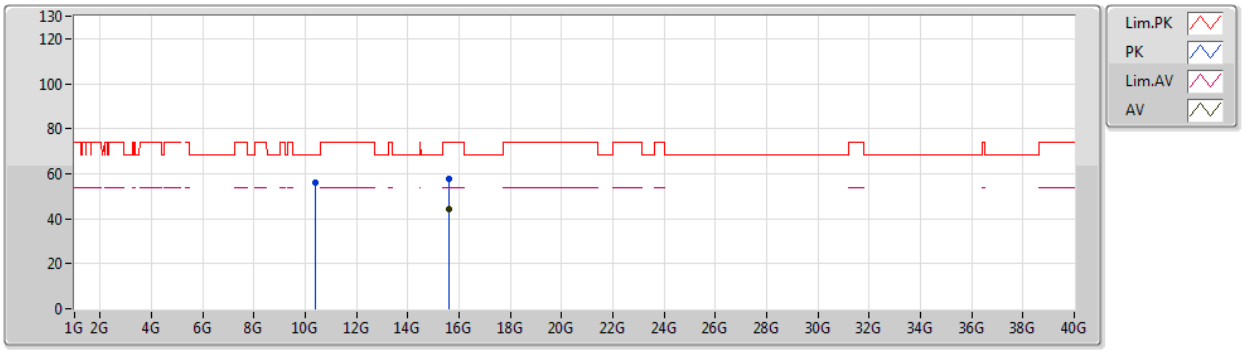

Type	Freq	Level	Limit	Margin	Factor	Dist	Condition	Azimuth	Height	Comment	Raw	AF	CL	PA
	(Hz)	(dBuV/m)	(dBuV/m)	(dB)	(dB)	(m)		(°)	(m)		(dBuV)	(dB)	(dB)	(dB)
AV	15.6297G	44.33	54.00	-9.67	15.20	3	Vertical	125	1.49	-	29.13	38.65	10.65	34.10
PK	10.41118G	55.86	68.20	-12.34	14.09	3	Vertical	76	1.53	-	41.77	39.43	9.17	34.51
PK	15.62208G	57.61	74.00	-16.39	15.23	3	Vertical	125	1.49	-	42.38	38.67	10.65	34.09

802.11ax HEW80-BF_Nss1,(MCS0)_2TX

5210MHz_TX

19/02/2020

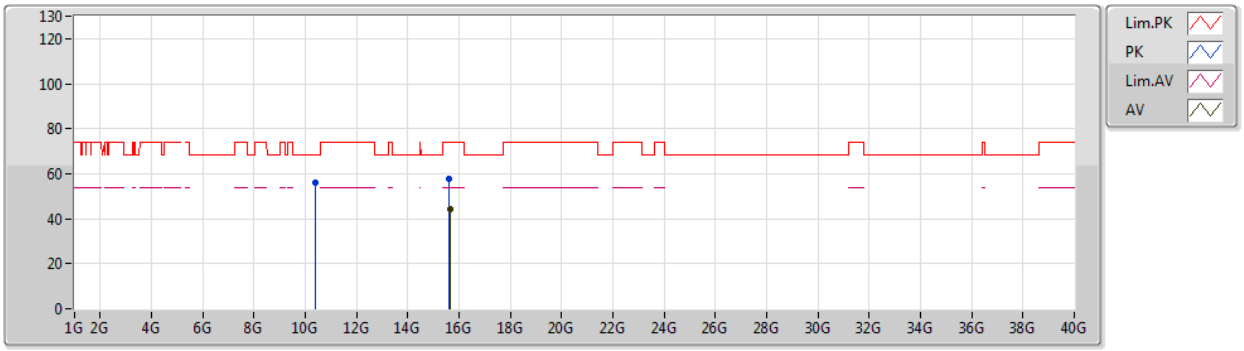

Type	Freq	Level	Limit	Margin	Factor	Dist	Condition	Azimuth	Height	Comment	Raw	AF	CL	PA
	(Hz)	(dBuV/m)	(dBuV/m)	(dB)	(dB)	(m)		(°)	(m)		(dBuV)	(dB)	(dB)	(dB)
AV	15.6339G	44.32	54.00	-9.68	15.17	3	Horizontal	266	1.61	-	29.15	38.63	10.65	34.11
PK	10.41298G	56.31	68.20	-11.89	14.10	3	Horizontal	65	1.33	-	42.21	39.44	9.17	34.51
PK	15.62022G	57.97	74.00	-16.03	15.24	3	Horizontal	266	1.61	-	42.73	38.68	10.65	34.09

802.11ax HEW80-BF_Nss1,(MCS0)_2TX

5290MHz_TX

19/02/2020

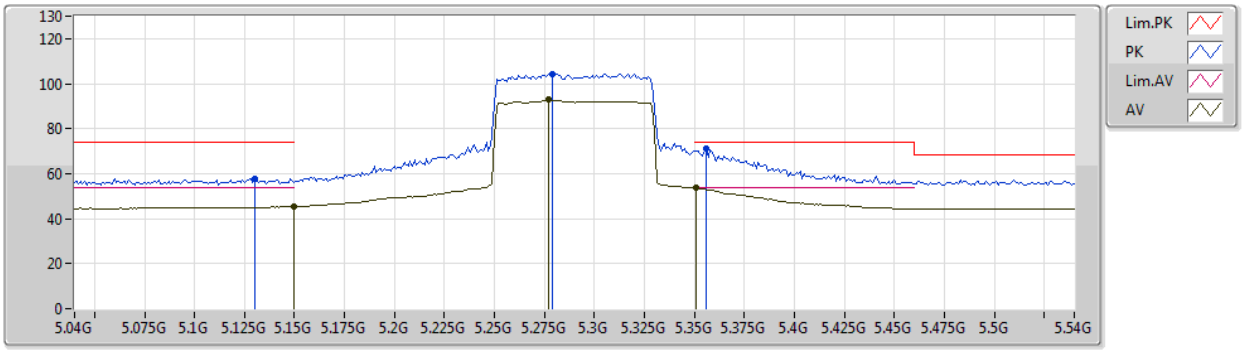

Type	Freq	Level	Limit	Margin	Factor	Dist	Condition	Azimuth	Height	Comment	Raw	AF	CL	PA
	(Hz)	(dBuV/m)	(dBuV/m)	(dB)	(dB)	(m)		(°)	(m)		(dBuV)	(dB)	(dB)	(dB)
AV	5.15G	45.38	54.00	-8.62	4.64	3	Vertical	23	1.43	-	40.74	31.80	6.89	34.05
AV	5.277G	92.83	Inf	-Inf	4.19	3	Vertical	23	1.43	-	88.64	31.29	6.96	34.06
AV	5.351G	53.80	54.00	-0.20	4.28	3	Vertical	23	1.43	-	49.52	31.35	6.99	34.06
PK	5.13G	57.80	74.00	-16.20	4.71	3	Vertical	23	1.43	-	53.09	31.88	6.88	34.05
PK	5.279G	104.44	Inf	-Inf	4.18	3	Vertical	23	1.43	-	100.26	31.28	6.96	34.06
PK	5.356G	71.07	74.00	-2.93	4.31	3	Vertical	23	1.43	-	66.76	31.37	7.00	34.06

802.11ax HEW80-BF_Nss1,(MCS0)_2TX

5290MHz_TX

19/02/2020

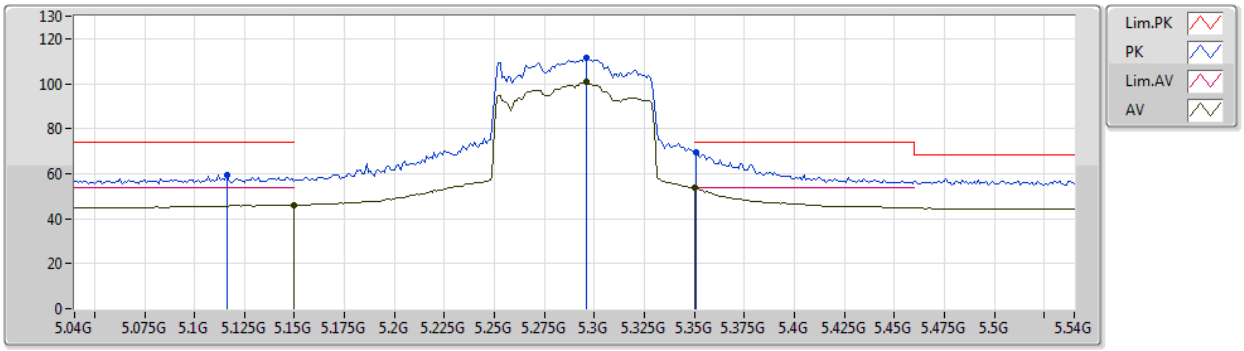

Type	Freq	Level	Limit	Margin	Factor	Dist	Condition	Azimuth	Height	Comment	Raw	AF	CL	PA
	(Hz)	(dBuV/m)	(dBuV/m)	(dB)	(dB)	(m)		(°)	(m)		(dBuV)	(dB)	(dB)	(dB)
AV	5.15G	46.06	54.00	-7.94	4.64	3	Horizontal	60	2.56	-	41.42	31.80	6.89	34.05
AV	5.296G	100.68	Inf	-Inf	4.13	3	Horizontal	60	2.56	-	96.55	31.22	6.97	34.06
AV	5.35G	53.67	54.00	-0.33	4.28	3	Horizontal	60	2.56	-	49.39	31.35	6.99	34.06
PK	5.116G	59.58	74.00	-14.42	4.76	3	Horizontal	60	2.56	-	54.82	31.94	6.87	34.05
PK	5.296G	111.58	Inf	-Inf	4.13	3	Horizontal	60	2.56	-	107.45	31.22	6.97	34.06
PK	5.351G	69.57	74.00	-4.43	4.28	3	Horizontal	60	2.56	-	65.29	31.35	6.99	34.06

802.11ax HEW80-BF_Nss1,(MCS0)_2TX

5290MHz_TX

19/02/2020

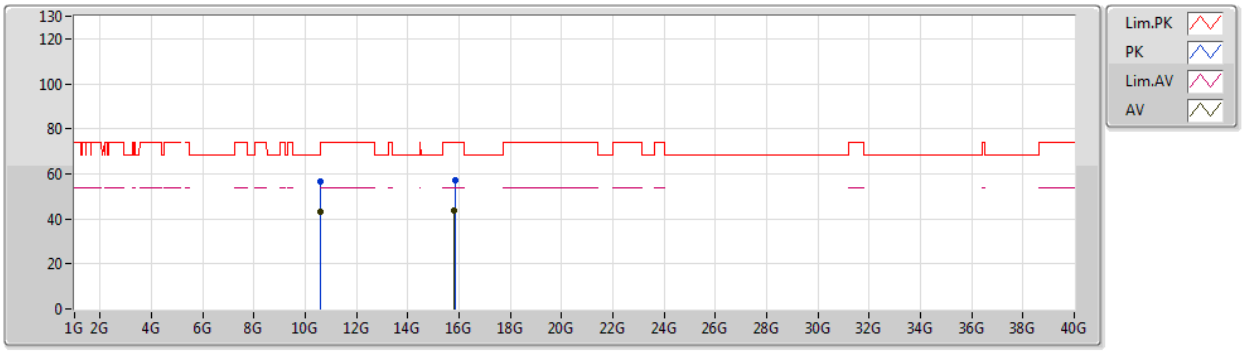

Type	Freq	Level	Limit	Margin	Factor	Dist	Condition	Azimuth	Height	Comment	Raw	AF	CL	PA
	(Hz)	(dBuV/m)	(dBuV/m)	(dB)	(dB)	(m)		(°)	(m)		(dBuV)	(dB)	(dB)	(dB)
AV	10.6052G	43.25	54.00	-10.75	14.59	3	Vertical	306	2.94	-	28.66	39.69	9.30	34.40
AV	15.82626G	43.55	54.00	-10.45	14.46	3	Vertical	168	2.53	-	29.09	38.04	10.72	34.30
PK	10.59584G	56.81	68.20	-11.39	14.56	3	Vertical	306	2.94	-	42.25	39.67	9.29	34.40
PK	15.86352G	57.20	74.00	-16.80	14.31	3	Vertical	168	2.53	-	42.89	37.92	10.73	34.34

802.11ax HEW80-BF_Nss1,(MCS0)_2TX

5290MHz_TX

19/02/2020

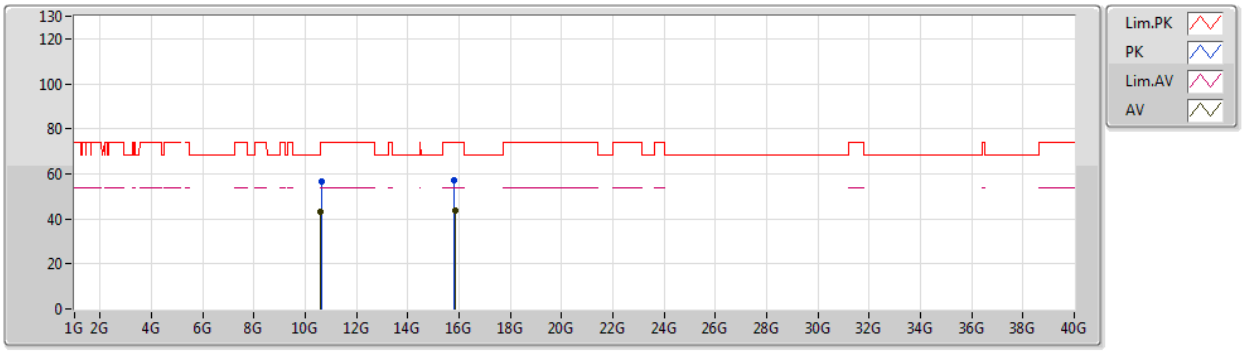

Type	Freq	Level	Limit	Margin	Factor	Dist	Condition	Azimuth	Height	Comment	Raw	AF	CL	PA
	(Hz)	(dBuV/m)	(dBuV/m)	(dB)	(dB)	(m)		(°)	(m)		(dBuV)	(dB)	(dB)	(dB)
AV	10.6052G	43.10	54.00	-10.90	14.59	3	Horizontal	328	1.47	-	28.51	39.69	9.30	34.40
AV	15.82968G	43.56	54.00	-10.44	14.44	3	Horizontal	221	1.63	-	29.12	38.03	10.72	34.31
PK	10.61942G	56.32	74.00	-17.68	14.63	3	Horizontal	328	1.47	-	41.69	39.71	9.31	34.39
PK	15.82716G	56.96	74.00	-17.04	14.46	3	Horizontal	221	1.63	-	42.50	38.04	10.72	34.30

802.11ax HEW80-BF_Nss1,(MCS0)_2TX

5530MHz_TX

19/02/2020

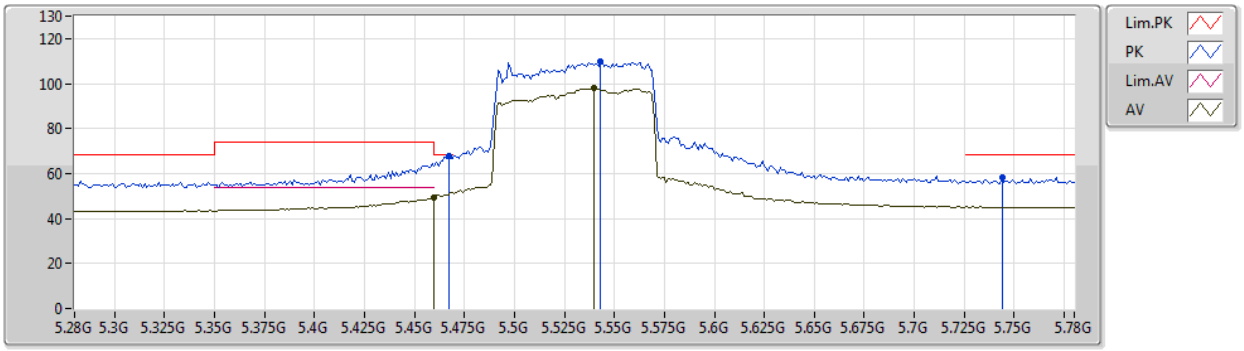

Type	Freq	Level	Limit	Margin	Factor	Dist	Condition	Azimuth	Height	Comment	Raw	AF	CL	PA
	(Hz)	(dBuV/m)	(dBuV/m)	(dB)	(dB)	(m)		(°)	(m)		(dBuV)	(dB)	(dB)	(dB)
AV	5.46G	49.34	54.00	-4.66	4.64	3	Vertical	43	1.50	-	44.70	31.68	7.03	34.07
AV	5.54G	98.12	Inf	-Inf	4.70	3	Vertical	43	1.50	-	93.42	31.72	7.05	34.07
PK	5.467G	67.92	68.20	-0.28	4.66	3	Vertical	43	1.50	-	63.26	31.70	7.03	34.07
PK	5.543G	109.73	Inf	-Inf	4.69	3	Vertical	43	1.50	-	105.04	31.71	7.05	34.07
PK	5.744G	58.03	68.20	-10.17	5.01	3	Vertical	43	1.50	-	53.02	31.93	7.15	34.07

802.11ax HEW80-BF_Nss1,(MCS0)_2TX

5530MHz_TX

19/02/2020

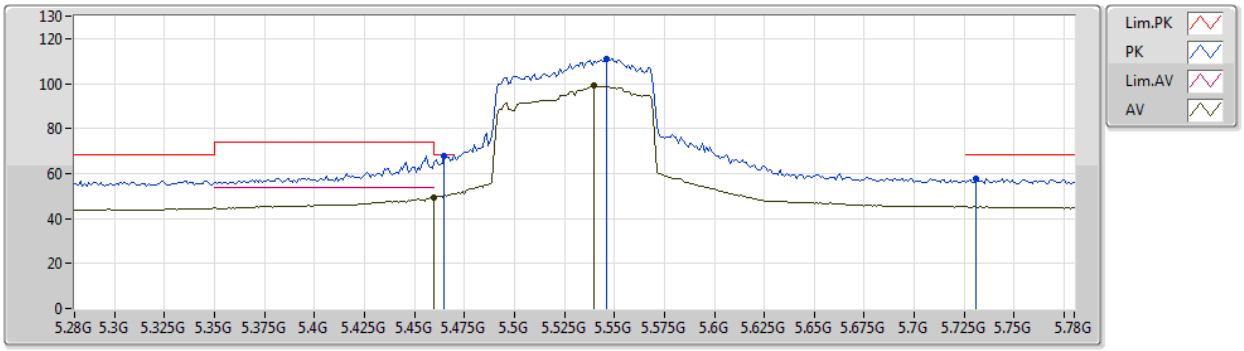

Type	Freq	Level	Limit	Margin	Factor	Dist	Condition	Azimuth	Height	Comment	Raw	AF	CL	PA
	(Hz)	(dBuV/m)	(dBuV/m)	(dB)	(dB)	(m)		(°)	(m)		(dBuV)	(dB)	(dB)	(dB)
AV	5.46G	49.32	54.00	-4.68	4.64	3	Horizontal	257	1.91	-	44.68	31.68	7.03	34.07
AV	5.54G	99.06	Inf	-Inf	4.70	3	Horizontal	257	1.91	-	94.36	31.72	7.05	34.07
PK	5.465G	67.87	68.20	-0.33	4.66	3	Horizontal	257	1.91	-	63.21	31.70	7.03	34.07
PK	5.546G	110.76	Inf	-Inf	4.69	3	Horizontal	257	1.91	-	106.07	31.71	7.05	34.07
PK	5.731G	57.57	68.20	-10.63	4.96	3	Horizontal	257	1.91	-	52.61	31.89	7.14	34.07

802.11ax HEW80-BF_Nss1,(MCS0)_2TX

5530MHz_TX

19/02/2020

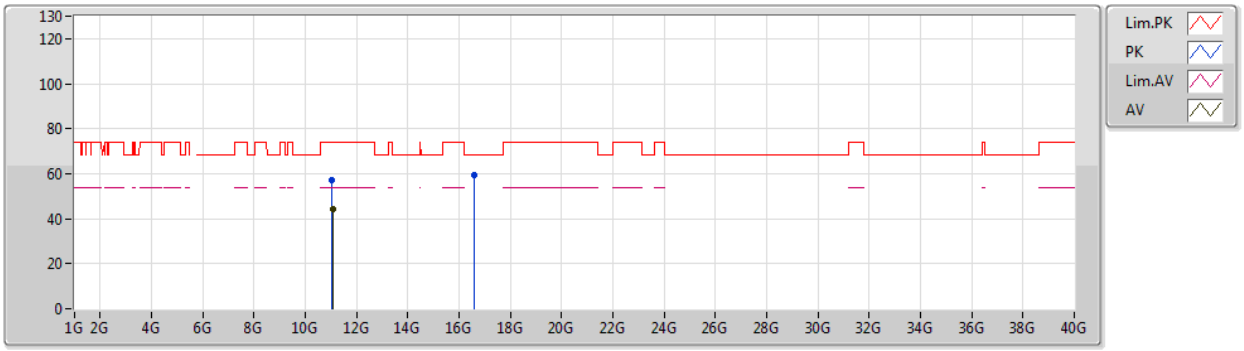

Type	Freq	Level	Limit	Margin	Factor	Dist	Condition	Azimuth	Height	Comment	Raw	AF	CL	PA
	(Hz)	(dBuV/m)	(dBuV/m)	(dB)	(dB)	(m)		(°)	(m)		(dBuV)	(dB)	(dB)	(dB)
AV	11.06726G	44.23	54.00	-9.77	15.56	3	Vertical	337	1.49	-	28.67	40.11	9.61	34.16
PK	11.05538G	57.14	74.00	-16.86	15.57	3	Vertical	337	1.49	-	41.57	40.13	9.60	34.16
PK	16.60338G	59.54	68.20	-8.66	16.52	3	Vertical	148	2.51	-	43.02	39.13	11.24	33.85

802.11ax HEW80-BF_Nss1,(MCS0)_2TX

5530MHz_TX

19/02/2020

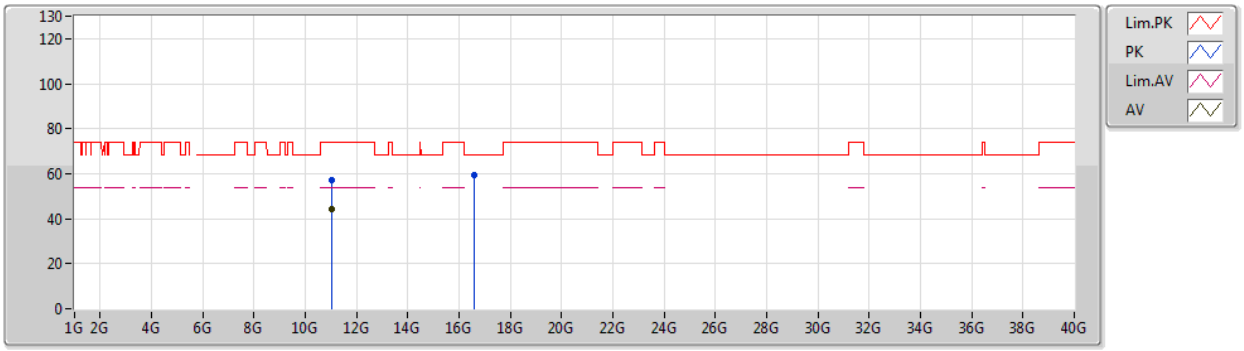

Type	Freq	Level	Limit	Margin	Factor	Dist	Condition	Azimuth	Height	Comment	Raw	AF	CL	PA
	(Hz)	(dBuV/m)	(dBuV/m)	(dB)	(dB)	(m)		(°)	(m)		(dBuV)	(dB)	(dB)	(dB)
AV	11.05298G	44.09	54.00	-9.91	15.57	3	Horizontal	36	2.06	-	28.52	40.13	9.60	34.16
PK	11.05388G	57.30	74.00	-16.70	15.57	3	Horizontal	36	2.06	-	41.73	40.13	9.60	34.16
PK	16.60284G	59.60	68.20	-8.60	16.52	3	Horizontal	276	2.20	-	43.08	39.13	11.24	33.85

802.11ax HEW80-BF_Nss1,(MCS0)_2TX

5610MHz_TX

19/02/2020

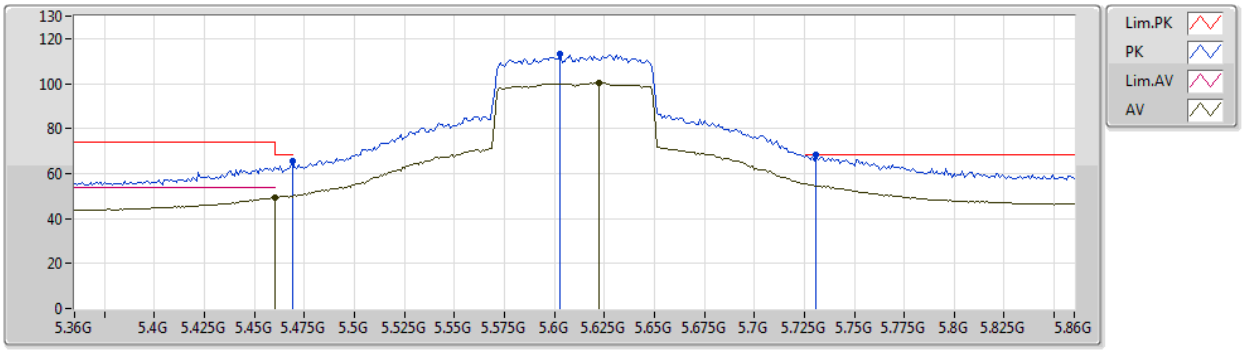

Type	Freq	Level	Limit	Margin	Factor	Dist	Condition	Azimuth	Height	Comment	Raw	AF	CL	PA
	(Hz)	(dBuV/m)	(dBuV/m)	(dB)	(dB)	(m)		(°)	(m)		(dBuV)	(dB)	(dB)	(dB)
AV	5.46G	49.21	54.00	-4.79	4.64	3	Vertical	19	1.69	-	44.57	31.68	7.03	34.07
AV	5.622G	100.30	Inf	-Inf	4.64	3	Vertical	19	1.69	-	95.66	31.64	7.07	34.07
PK	5.469G	65.33	68.20	-2.87	4.67	3	Vertical	19	1.69	-	60.66	31.71	7.03	34.07
PK	5.603G	113.15	Inf	-Inf	4.60	3	Vertical	19	1.69	-	108.55	31.61	7.06	34.07
PK	5.731G	68.10	68.20	-0.10	4.96	3	Vertical	19	1.69	-	63.14	31.89	7.14	34.07

802.11ax HEW80-BF_Nss1,(MCS0)_2TX

5610MHz_TX

19/02/2020

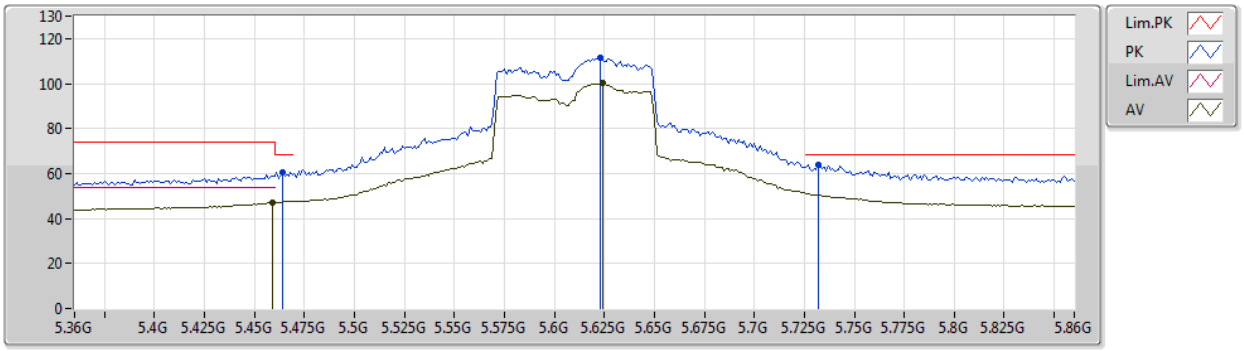

Type	Freq	Level	Limit	Margin	Factor	Dist	Condition	Azimuth	Height	Comment	Raw	AF	CL	PA
	(Hz)	(dBuV/m)	(dBuV/m)	(dB)	(dB)	(m)		(°)	(m)		(dBuV)	(dB)	(dB)	(dB)
AV	5.459G	46.96	54.00	-7.04	4.64	3	Horizontal	270	1.37	-	42.32	31.68	7.03	34.07
AV	5.624G	100.05	Inf	-Inf	4.65	3	Horizontal	270	1.37	-	95.40	31.65	7.07	34.07
PK	5.464G	60.58	68.20	-7.62	4.65	3	Horizontal	270	1.37	-	55.93	31.69	7.03	34.07
PK	5.623G	111.57	Inf	-Inf	4.65	3	Horizontal	270	1.37	-	106.92	31.65	7.07	34.07
PK	5.732G	64.04	68.20	-4.16	4.97	3	Horizontal	270	1.37	-	59.07	31.90	7.14	34.07

802.11ax HEW80-BF_Nss1,(MCS0)_2TX

5610MHz_TX

19/02/2020

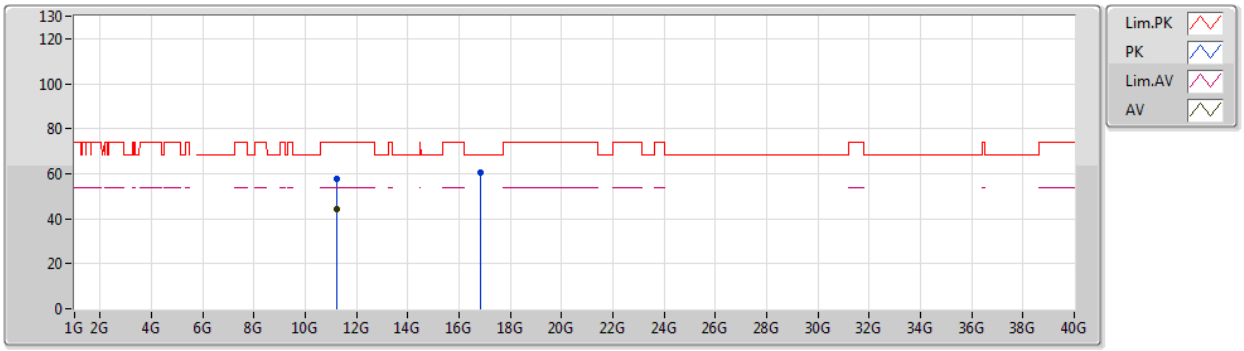

Type	Freq	Level	Limit	Margin	Factor	Dist	Condition	Azimuth	Height	Comment	Raw	AF	CL	PA
	(Hz)	(dBuV/m)	(dBuV/m)	(dB)	(dB)	(m)		(°)	(m)		(dBuV)	(dB)	(dB)	(dB)
AV	11.223G	44.51	54.00	-9.49	15.45	3	Vertical	289	2.06	-	29.06	39.91	9.71	34.17
PK	11.22372G	57.94	74.00	-16.06	15.45	3	Vertical	289	2.06	-	42.49	39.91	9.71	34.17
PK	16.83414G	60.55	68.20	-7.65	17.56	3	Vertical	360	1.00	-	42.99	39.75	11.41	33.60

802.11ax HEW80-BF_Nss1,(MCS0)_2TX

5610MHz_TX

19/02/2020

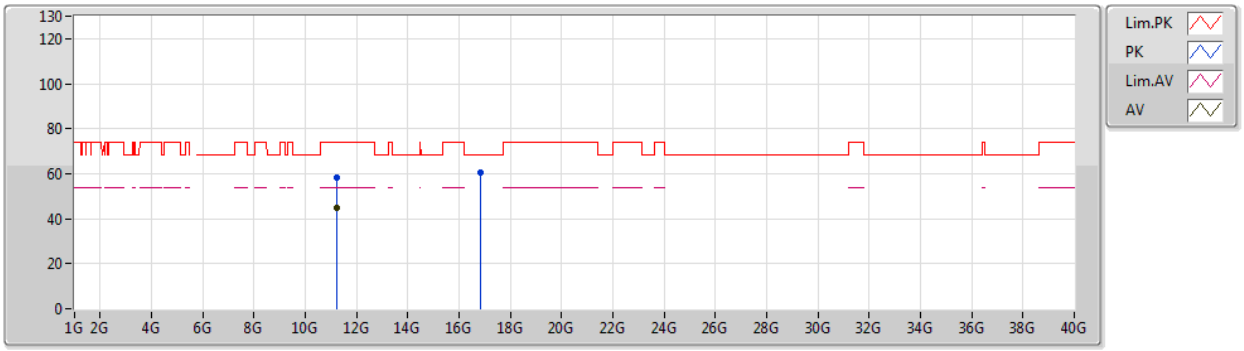

Type	Freq	Level	Limit	Margin	Factor	Dist	Condition	Azimuth	Height	Comment	Raw	AF	CL	PA
	(Hz)	(dBuV/m)	(dBuV/m)	(dB)	(dB)	(m)		(°)	(m)		(dBuV)	(dB)	(dB)	(dB)
AV	11.23476G	44.60	54.00	-9.40	15.44	3	Horizontal	268	1.50	-	29.16	39.89	9.72	34.17
PK	11.2059G	58.50	74.00	-15.50	15.46	3	Horizontal	268	1.50	-	43.04	39.93	9.70	34.17
PK	16.84332G	60.60	68.20	-7.60	17.61	3	Horizontal	35	1.48	-	42.99	39.78	11.42	33.59

802.11ax HEW80-BF_Nss1,(MCS0)_2TX

19/02/2020

5690MHz Straddle 5.47-5.725GHz_TX

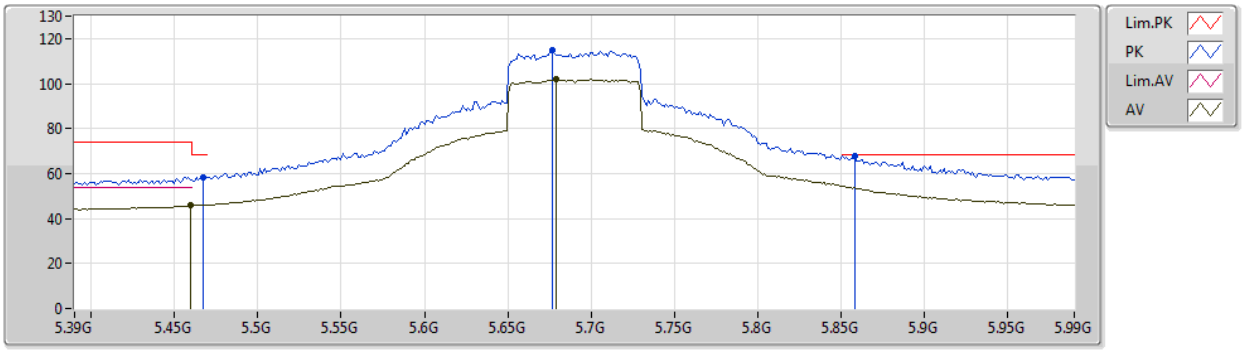

Type	Freq	Level	Limit	Margin	Factor	Dist	Condition	Azimuth	Height	Comment	Raw	AF	CL	PA
	(Hz)	(dBuV/m)	(dBuV/m)	(dB)	(dB)	(m)		(°)	(m)		(dBuV)	(dB)	(dB)	(dB)
AV	5.4596G	45.77	54.00	-8.23	4.64	3	Vertical	18	1.87	-	41.13	31.68	7.03	34.07
AV	5.6792G	101.86	Inf	-Inf	4.80	3	Vertical	18	1.87	-	97.06	31.76	7.11	34.07
PK	5.4668G	58.47	68.20	-9.73	4.66	3	Vertical	18	1.87	-	53.81	31.70	7.03	34.07
PK	5.6768G	114.67	Inf	-Inf	4.79	3	Vertical	18	1.87	-	109.88	31.75	7.11	34.07
PK	5.858G	67.96	68.20	-0.24	5.36	3	Vertical	18	1.87	-	62.60	32.27	7.17	34.08

802.11ax HEW80-BF_Nss1,(MCS0)_2TX

19/02/2020

5690MHz Straddle 5.47-5.725GHz_TX

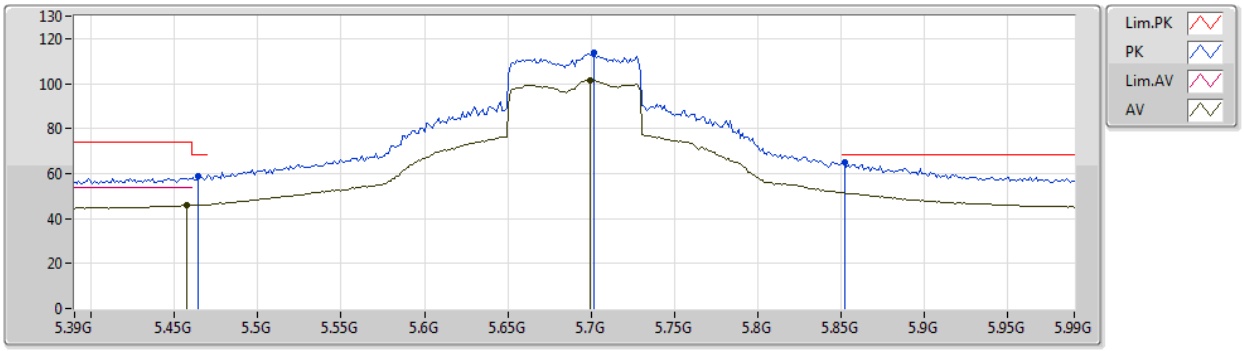

Type	Freq	Level	Limit	Margin	Factor	Dist	Condition	Azimuth	Height	Comment	Raw	AF	CL	PA
	(Hz)	(dBuV/m)	(dBuV/m)	(dB)	(dB)	(m)		(°)	(m)		(dBuV)	(dB)	(dB)	(dB)
AV	5.4572G	45.92	54.00	-8.08	4.63	3	Horizontal	266	1.70	-	41.29	31.67	7.03	34.07
AV	5.6996G	101.56	Inf	-Inf	4.85	3	Horizontal	266	1.70	-	96.71	31.80	7.12	34.07
PK	5.4644G	58.64	68.20	-9.56	4.65	3	Horizontal	266	1.70	-	53.99	31.69	7.03	34.07
PK	5.702G	113.68	Inf	-Inf	4.86	3	Horizontal	266	1.70	-	108.82	31.81	7.12	34.07
PK	5.852G	65.01	68.20	-3.19	5.35	3	Horizontal	266	1.70	-	59.66	32.26	7.17	34.08

802.11ax HEW80-BF_Nss1,(MCS0)_2TX

5690MHz Straddle 5.47-5.725GHz_TX

19/02/2020

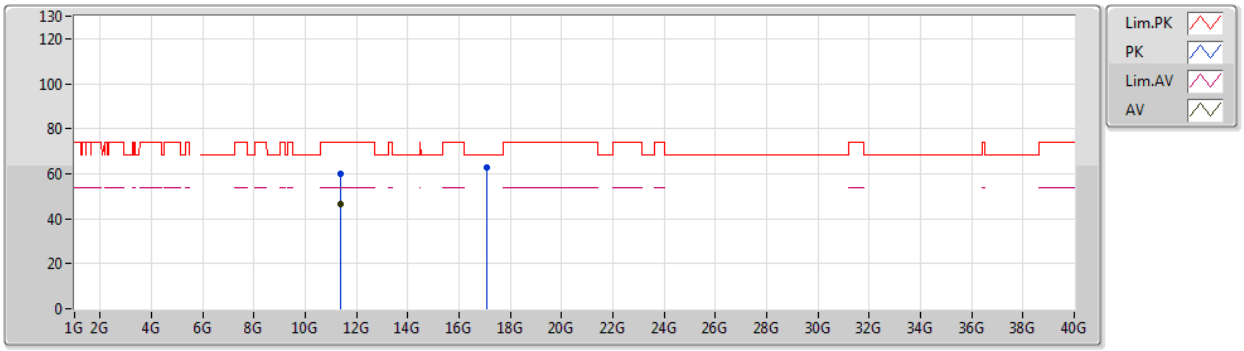

Type	Freq	Level	Limit	Margin	Factor	Dist	Condition	Azimuth	Height	Comment	Raw	AF	CL	PA
	(Hz)	(dBuV/m)	(dBuV/m)	(dB)	(dB)	(m)		(°)	(m)		(dBuV)	(dB)	(dB)	(dB)
AV	11.37574G	46.59	54.00	-7.41	15.34	3	Vertical	336	1.29	-	31.25	39.71	9.81	34.18
PK	11.37154G	59.81	74.00	-14.19	15.35	3	Vertical	336	1.29	-	44.46	39.72	9.81	34.18
PK	17.07492G	62.96	68.20	-5.24	18.88	3	Vertical	287	2.57	-	44.08	40.72	11.60	33.44

802.11ax HEW80-BF_Nss1,(MCS0)_2TX

5690MHz Straddle 5.47-5.725GHz_TX

19/02/2020

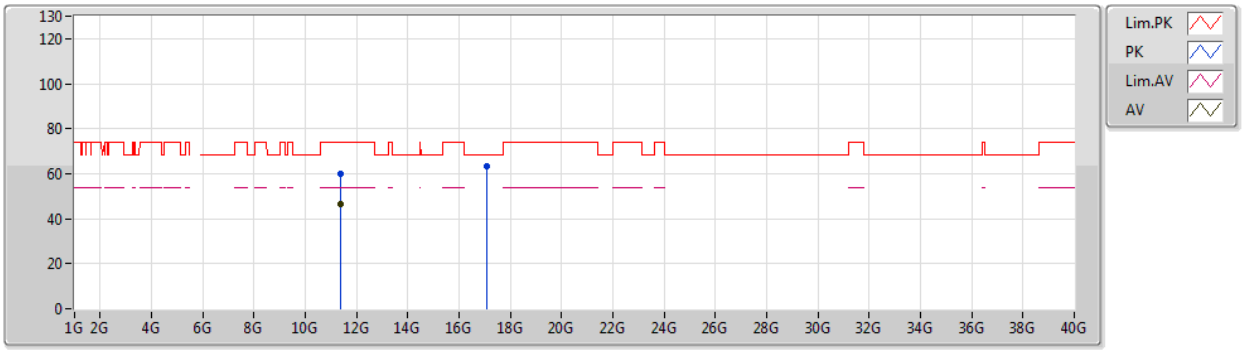

Type	Freq	Level	Limit	Margin	Factor	Dist	Condition	Azimuth	Height	Comment	Raw	AF	CL	PA
	(Hz)	(dBuV/m)	(dBuV/m)	(dB)	(dB)	(m)		(°)	(m)		(dBuV)	(dB)	(dB)	(dB)
AV	11.38144G	46.36	54.00	-7.64	15.34	3	Horizontal	37	1.37	-	31.02	39.70	9.82	34.18
PK	11.38762G	59.79	74.00	-14.21	15.34	3	Horizontal	37	1.37	-	44.45	39.70	9.82	34.18
PK	17.08176G	63.51	68.20	-4.69	18.91	3	Horizontal	22	1.50	-	44.60	40.76	11.60	33.45

802.11ax HEW80-BF_Nss1,(MCS0)_2TX

5775MHz_TX

19/02/2020

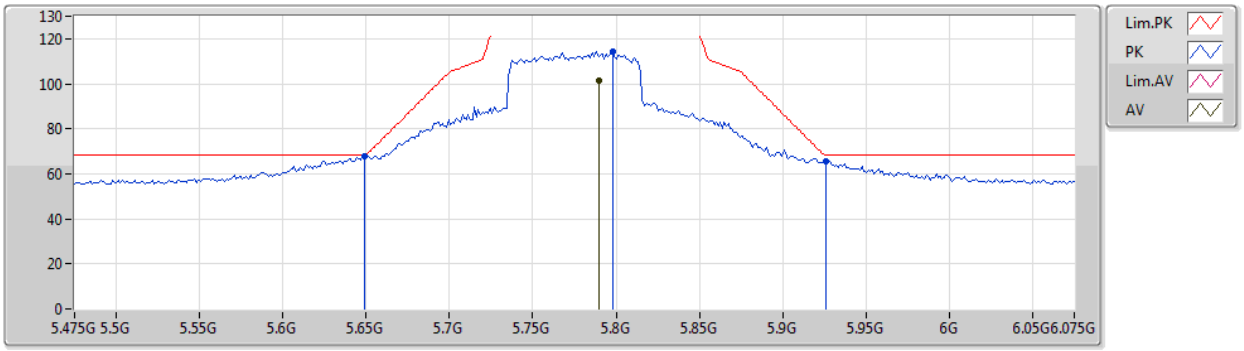

Type	Freq	Level	Limit	Margin	Factor	Dist	Condition	Azimuth	Height	Comment	Raw	AF	CL	PA
	(Hz)	(dBuV/m)	(dBuV/m)	(dB)	(dB)	(m)		(°)	(m)		(dBuV)	(dB)	(dB)	(dB)
AV	5.7894G	101.22	Inf	-Inf	5.17	3	Vertical	22	1.46	-	96.05	32.07	7.18	34.08
PK	5.649G	67.79	68.20	-0.41	4.72	3	Vertical	22	1.46	-	63.07	31.70	7.09	34.07
PK	5.7978G	114.44	Inf	-Inf	5.19	3	Vertical	22	1.46	-	109.25	32.09	7.18	34.08
PK	5.9262G	65.56	68.20	-2.64	5.48	3	Vertical	22	1.46	-	60.08	32.40	7.16	34.08

802.11ax HEW80-BF_Nss1,(MCS0)_2TX

5775MHz_TX

19/02/2020

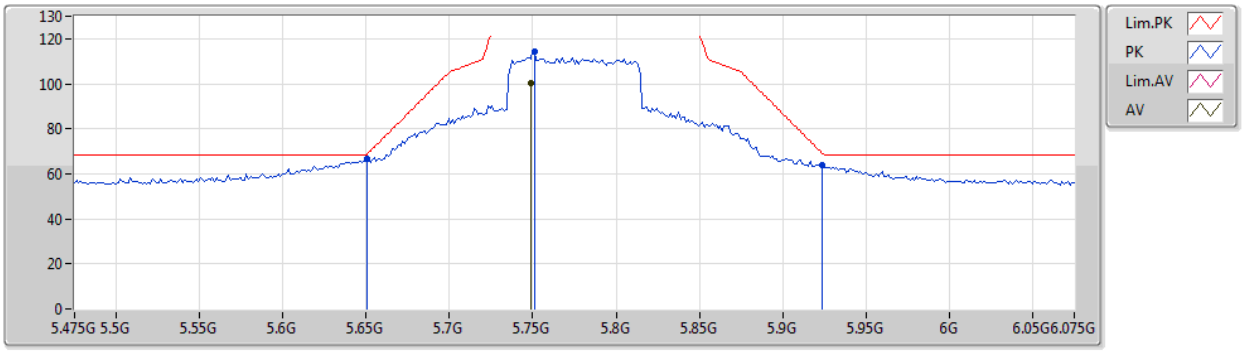

Type	Freq	Level	Limit	Margin	Factor	Dist	Condition	Azimuth	Height	Comment	Raw	AF	CL	PA
	(Hz)	(dBuV/m)	(dBuV/m)	(dB)	(dB)	(m)		(°)	(m)		(dBuV)	(dB)	(dB)	(dB)
AV	5.7486G	100.08	Inf	-Inf	5.03	3	Horizontal	273	1.50	-	95.05	31.95	7.15	34.07
PK	5.6502G	66.69	68.35	-1.66	4.72	3	Horizontal	273	1.50	-	61.97	31.70	7.09	34.07
PK	5.751G	114.45	Inf	-Inf	5.02	3	Horizontal	273	1.50	-	109.43	31.95	7.15	34.08
PK	5.9238G	63.83	69.09	-5.26	5.48	3	Horizontal	273	1.50	-	58.35	32.40	7.16	34.08

802.11ax HEW80-BF_Nss1,(MCS0)_2TX

5775MHz_TX

19/02/2020

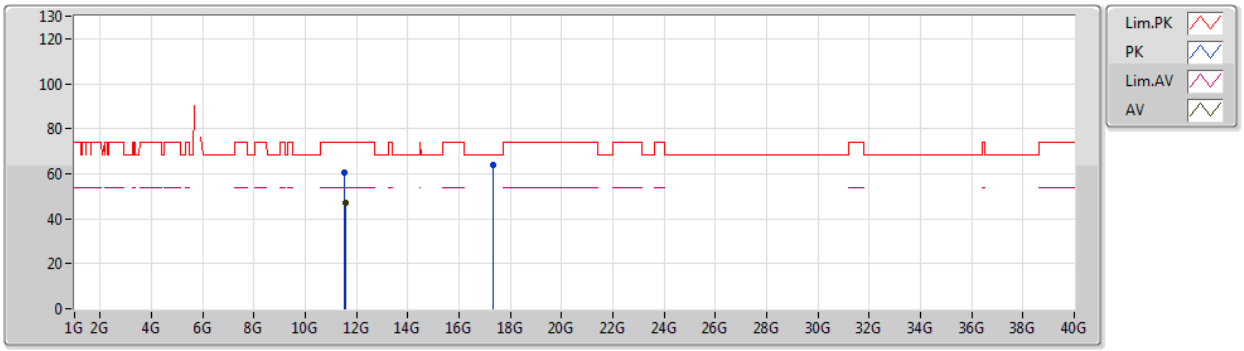

Type	Freq	Level	Limit	Margin	Factor	Dist	Condition	Azimuth	Height	Comment	Raw	AF	CL	PA
	(Hz)	(dBuV/m)	(dBuV/m)	(dB)	(dB)	(m)		(°)	(m)		(dBuV)	(dB)	(dB)	(dB)
AV	11.5494G	47.23	54.00	-6.77	15.23	3	Vertical	296	2.07	-	32.00	39.49	9.93	34.19
PK	11.5361G	60.68	74.00	-13.32	15.23	3	Vertical	296	2.07	-	45.45	39.50	9.92	34.19
PK	17.32422G	63.99	68.20	-4.21	20.74	3	Vertical	349	1.50	-	43.25	42.44	11.79	33.49

802.11ax HEW80-BF_Nss1,(MCS0)_2TX

5775MHz_TX

19/02/2020

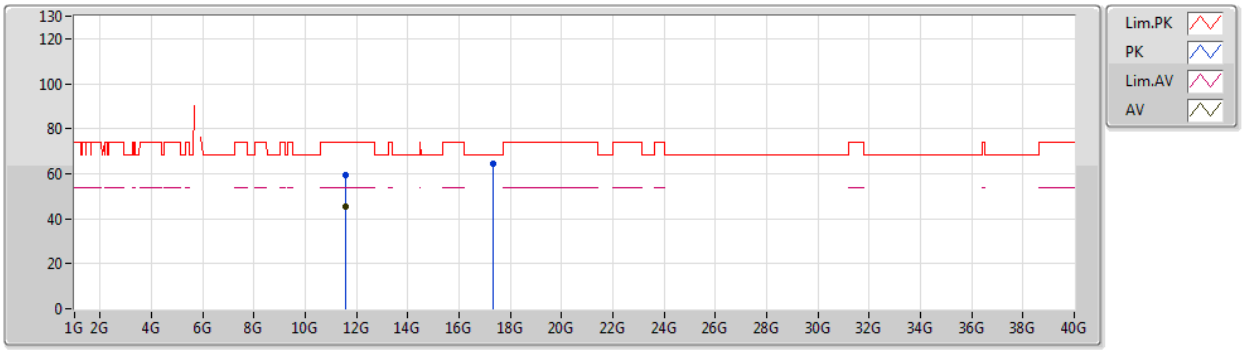

Type	Freq	Level	Limit	Margin	Factor	Dist	Condition	Azimuth	Height	Comment	Raw	AF	CL	PA
	(Hz)	(dBuV/m)	(dBuV/m)	(dB)	(dB)	(m)		(°)	(m)		(dBuV)	(dB)	(dB)	(dB)
AV	11.55774G	45.46	54.00	-8.54	15.22	3	Horizontal	67	1.50	-	30.24	39.47	9.94	34.19
PK	11.54988G	59.14	74.00	-14.86	15.23	3	Horizontal	67	1.50	-	43.91	39.49	9.93	34.19
PK	17.33592G	64.42	68.20	-3.78	20.81	3	Horizontal	320	1.50	-	43.61	42.52	11.79	33.50

Summary

Mode	Result	Type	Freq (Hz)	Level (dBuV/m)	Limit (dBuV/m)	Margin (dB)	Dist (m)	Condition	Azimuth (°)	Height (m)	Comments
5.725-5.85GHz	-	-	-	-	-	-	-	-	-	-	-
802.11ax HEW80-BF_Nss1,(MCS0)_2TX	Pass	PK	730.34M	42.12	46.00	-3.88	3	Vertical	360	1.00	-

Result

Mode	Result	Type	Freq (Hz)	Level (dBuV/m)	Limit (dBuV/m)	Margin (dB)	Dist (m)	Condition	Azimuth (°)	Height (m)	Comments
802.11ax HEW80-BF_Nss1,(MCS0)_2TX	-	-	-	-	-	-	-	-	-	-	-
5775MHz	Pass	PK	90.14M	32.39	43.50	-11.11	3	Vertical	360	1.00	-
5775MHz	Pass	PK	227.88M	26.29	46.00	-19.71	3	Vertical	360	1.00	-
5775MHz	Pass	PK	499.48M	38.45	46.00	-7.55	3	Vertical	360	1.00	-
5775MHz	Pass	PK	730.34M	42.12	46.00	-3.88	3	Vertical	360	1.00	-
5775MHz	Pass	PK	875.84M	33.18	46.00	-12.82	3	Vertical	360	1.00	-
5775MHz	Pass	QP	49.4M	34.12	40.00	-5.88	3	Vertical	321	1.00	-
5775MHz	Pass	PK	39.7M	36.03	40.00	-3.97	3	Horizontal	0	1.00	-
5775MHz	Pass	PK	90.14M	31.51	43.50	-11.99	3	Horizontal	0	1.00	-
5775MHz	Pass	PK	206.54M	28.19	43.50	-15.31	3	Horizontal	0	1.00	-
5775MHz	Pass	PK	499.48M	35.26	46.00	-10.74	3	Horizontal	0	1.00	-
5775MHz	Pass	PK	625.58M	31.75	46.00	-14.25	3	Horizontal	0	1.00	-
5775MHz	Pass	PK	741.98M	42.06	46.00	-3.94	3	Horizontal	0	1.00	-

802.11ax HEW80-BF_Nss1,(MCS0)_2TX

5775MHz_PoE

22/02/2020

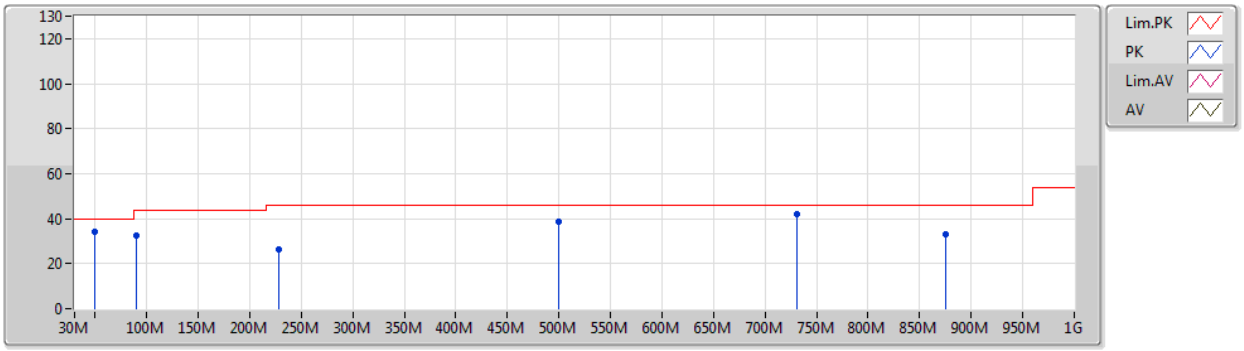

Type	Freq	Level	Limit	Margin	Factor	Dist	Condition	Azimuth	Height	Comment	Raw	AF	CL	PA
	(Hz)	(dBuV/m)	(dBuV/m)	(dB)	(dB)	(m)		(°)	(m)		(dBuV)	(dB)	(dB)	(dB)
PK	90.14M	32.39	43.50	-11.11	-12.38	3	Vertical	360	1.00	-	44.77	13.98	1.39	27.75
PK	227.88M	26.29	46.00	-19.71	-9.67	3	Vertical	360	1.00	-	35.96	15.02	2.58	27.27
PK	499.48M	38.45	46.00	-7.55	-2.39	3	Vertical	360	1.00	-	40.84	22.71	3.31	28.41
PK	730.34M	42.12	46.00	-3.88	0.36	3	Vertical	360	1.00	-	41.76	24.63	4.09	28.36
PK	875.84M	33.18	46.00	-12.82	1.79	3	Vertical	360	1.00	-	31.39	25.36	4.30	27.87
QP	49.4M	34.12	40.00	-5.88	-13.46	3	Vertical	321	1.00	-	47.58	13.40	0.83	27.69

802.11ax HEW80-BF_Nss1,(MCS0)_2TX

5775MHz_PoE

22/02/2020

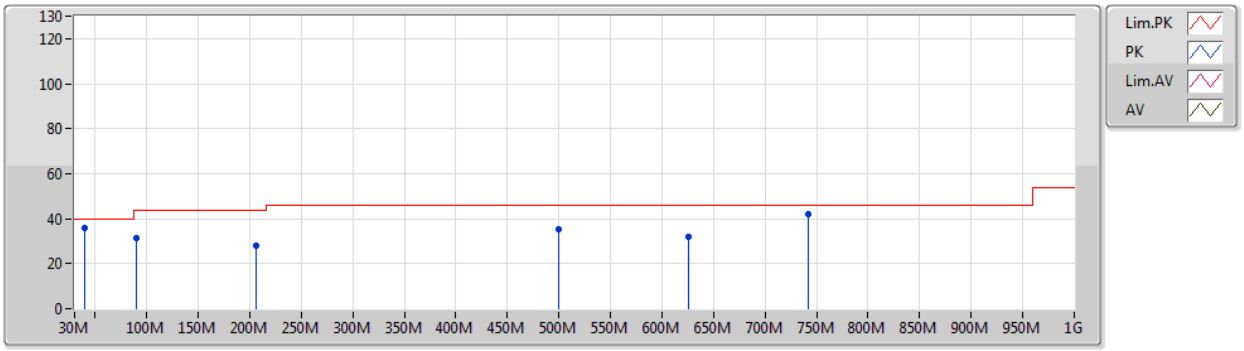

Type	Freq	Level	Limit	Margin	Factor	Dist	Condition	Azimuth	Height	Comment	Raw	AF	CL	PA
	(Hz)	(dBuV/m)	(dBuV/m)	(dB)	(dB)	(m)		(°)	(m)		(dBuV)	(dB)	(dB)	(dB)
PK	39.7M	36.03	40.00	-3.97	-9.60	3	Horizontal	0	1.00	-	45.63	17.44	0.64	27.68
PK	90.14M	31.51	43.50	-11.99	-12.38	3	Horizontal	0	1.00	-	43.89	13.98	1.39	27.75
PK	206.54M	28.19	43.50	-15.31	-10.69	3	Horizontal	0	1.00	-	38.88	14.26	2.41	27.36
PK	499.48M	35.26	46.00	-10.74	-2.39	3	Horizontal	0	1.00	-	37.65	22.71	3.31	28.41
PK	625.58M	31.75	46.00	-14.25	-0.67	3	Horizontal	0	1.00	-	32.42	24.12	3.74	28.53
PK	741.98M	42.06	46.00	-3.94	0.53	3	Horizontal	0	1.00	-	41.53	24.77	4.11	28.35

Summary

Mode	Result	Type	Freq (Hz)	Level (dBuV/m)	Limit (dBuV/m)	Margin (dB)	Dist (m)	Condition	Azimuth (°)	Height (m)	Comments
5.15-5.25GHz	-	-	-	-	-	-	-	-	-	-	-
802.11ax HEW20-BF_Nss1,(MCS0)_2TX	Pass	AV	5.15G	53.87	54.00	-0.13	3	Vertical	183	1.53	-
802.11ax HEW40-BF_Nss1,(MCS0)_2TX	Pass	AV	5.1498G	53.85	54.00	-0.15	3	Vertical	42	1.48	-
802.11ax HEW80-BF_Nss1,(MCS0)_2TX	Pass	AV	5.148G	53.78	54.00	-0.22	3	Vertical	327	1.49	-
5.25-5.35GHz	-	-	-	-	-	-	-	-	-	-	-
802.11ax HEW20-BF_Nss1,(MCS0)_2TX	Pass	AV	5.35G	53.84	54.00	-0.16	3	Vertical	25	1.61	-
802.11ax HEW40-BF_Nss1,(MCS0)_2TX	Pass	PK	5.3514G	73.85	74.00	-0.15	3	Vertical	327	1.49	-
802.11ax HEW80-BF_Nss1,(MCS0)_2TX	Pass	PK	5.356G	73.68	74.00	-0.32	3	Vertical	322	1.48	-
5.47-5.725GHz	-	-	-	-	-	-	-	-	-	-	-
802.11ax HEW20-BF_Nss1,(MCS0)_2TX	Pass	PK	5.7252G	68.10	68.20	-0.10	3	Vertical	191	1.48	-
802.11ax HEW40-BF_Nss1,(MCS0)_2TX	Pass	PK	5.7258G	68.15	68.20	-0.05	3	Vertical	51	1.48	-
802.11ax HEW80-BF_Nss1,(MCS0)_2TX	Pass	PK	5.468G	68.12	68.20	-0.08	3	Vertical	185	1.49	-
5.725-5.85GHz	-	-	-	-	-	-	-	-	-	-	-
802.11ax HEW20-BF_Nss1,(MCS0)_2TX	Pass	PK	17.23848G	68.04	68.20	-0.16	3	Horizontal	350	1.59	-
802.11ax HEW40-BF_Nss1,(MCS0)_2TX	Pass	PK	5.6386G	67.79	68.20	-0.41	3	Vertical	52	1.49	-
802.11ax HEW80-BF_Nss1,(MCS0)_2TX	Pass	PK	5.6466G	67.86	68.20	-0.34	3	Vertical	44	1.50	-

Result

Mode	Result	Type	Freq (Hz)	Level (dBuV/m)	Limit (dBuV/m)	Margin (dB)	Dist (m)	Condition	Azimuth (°)	Height (m)	Comments
802.11ax HEW20-BF_Nss1,(MCS0)_2TX	-	-	-	-	-	-	-	-	-	-	-
5180MHz	Pass	AV	5.15G	53.87	54.00	-0.13	3	Vertical	183	1.53	-
5180MHz	Pass	AV	5.1848G	109.16	Inf	-Inf	3	Vertical	183	1.53	-
5180MHz	Pass	PK	5.15G	70.97	74.00	-3.03	3	Vertical	183	1.53	-
5180MHz	Pass	PK	5.1842G	121.62	Inf	-Inf	3	Vertical	183	1.53	-
5180MHz	Pass	AV	3.88507G	43.58	54.00	-10.42	3	Vertical	360	1.44	-
5180MHz	Pass	AV	15.53694G	39.30	54.00	-14.70	3	Vertical	51	1.49	-
5180MHz	Pass	PK	3.885G	47.19	74.00	-26.81	3	Vertical	360	1.44	-
5180MHz	Pass	PK	10.3627G	54.27	68.20	-13.93	3	Vertical	82	2.50	-
5180MHz	Pass	PK	15.55194G	52.51	74.00	-21.49	3	Vertical	51	1.49	-
5180MHz	Pass	AV	3.885G	49.53	54.00	-4.47	3	Horizontal	356	2.25	-
5180MHz	Pass	AV	15.53286G	39.42	54.00	-14.58	3	Horizontal	18	1.49	-
5180MHz	Pass	PK	3.88499G	51.70	74.00	-22.30	3	Horizontal	356	2.25	-
5180MHz	Pass	PK	10.3477G	54.87	68.20	-13.33	3	Horizontal	342	1.46	-
5180MHz	Pass	PK	15.52956G	53.10	74.00	-20.90	3	Horizontal	18	1.49	-
5200MHz	Pass	AV	5.15G	53.80	54.00	-0.20	3	Vertical	31	1.65	-
5200MHz	Pass	AV	5.1958G	112.35	Inf	-Inf	3	Vertical	31	1.65	-
5200MHz	Pass	AV	5.35G	46.66	54.00	-7.34	3	Vertical	31	1.65	-
5200MHz	Pass	PK	5.1496G	71.21	74.00	-2.79	3	Vertical	31	1.65	-
5200MHz	Pass	PK	5.1988G	124.55	Inf	-Inf	3	Vertical	31	1.65	-
5200MHz	Pass	PK	5.35G	57.76	74.00	-16.24	3	Vertical	31	1.65	-
5200MHz	Pass	AV	15.59562G	40.69	54.00	-13.31	3	Vertical	59	2.19	-
5200MHz	Pass	PK	3.4667G	44.11	68.20	-24.09	3	Vertical	341	1.48	-
5200MHz	Pass	PK	10.40162G	59.61	68.20	-8.59	3	Vertical	101	1.91	-
5200MHz	Pass	PK	15.58818G	55.16	74.00	-18.84	3	Vertical	59	2.19	-
5200MHz	Pass	AV	15.60696G	45.48	54.00	-8.52	3	Horizontal	336	1.48	-
5200MHz	Pass	PK	3.46671G	47.65	68.20	-20.55	3	Horizontal	335	1.50	-
5200MHz	Pass	PK	10.40138G	58.63	68.20	-9.57	3	Horizontal	62	1.68	-
5200MHz	Pass	PK	15.6078G	61.79	74.00	-12.21	3	Horizontal	336	1.48	-
5240MHz	Pass	AV	5.1488G	52.73	54.00	-1.27	3	Vertical	354	1.49	-
5240MHz	Pass	AV	5.2418G	113.76	Inf	-Inf	3	Vertical	354	1.49	-
5240MHz	Pass	AV	5.35G	51.55	54.00	-2.45	3	Vertical	354	1.49	-
5240MHz	Pass	PK	5.144G	65.99	74.00	-8.01	3	Vertical	354	1.49	-
5240MHz	Pass	PK	5.2424G	125.50	Inf	-Inf	3	Vertical	354	1.49	-
5240MHz	Pass	PK	5.35G	62.44	74.00	-11.56	3	Vertical	354	1.49	-
5240MHz	Pass	AV	15.7194G	45.29	54.00	-8.71	3	Vertical	27	1.58	-
5240MHz	Pass	PK	3.4933G	44.29	68.20	-23.91	3	Vertical	343	1.55	-
5240MHz	Pass	PK	10.48162G	59.80	68.20	-8.40	3	Vertical	85	2.05	-
5240MHz	Pass	PK	15.71958G	59.01	74.00	-14.99	3	Vertical	27	1.58	-
5240MHz	Pass	AV	15.71982G	47.95	54.00	-6.05	3	Horizontal	50	1.49	-
5240MHz	Pass	PK	3.49337G	48.36	68.20	-19.84	3	Horizontal	339	1.80	-
5240MHz	Pass	PK	10.48156G	63.23	68.20	-4.97	3	Horizontal	62	1.56	-
5240MHz	Pass	PK	15.71196G	61.94	74.00	-12.06	3	Horizontal	50	1.49	-
5260MHz	Pass	AV	5.15G	51.56	54.00	-2.44	3	Vertical	311	1.66	-
5260MHz	Pass	AV	5.254G	114.24	Inf	-Inf	3	Vertical	311	1.66	-
5260MHz	Pass	AV	5.3536G	53.78	54.00	-0.22	3	Vertical	311	1.66	-
5260MHz	Pass	PK	5.15G	62.54	74.00	-11.46	3	Vertical	311	1.66	-
5260MHz	Pass	PK	5.2534G	125.51	Inf	-Inf	3	Vertical	311	1.66	-

Level (dBuV/m) = Raw(Read Level) + AF(Antenna Factor) + CL(Cable Loss) - PA(Preamp Factor)

Mode	Result	Type	Freq (Hz)	Level (dBuV/m)	Limit (dBuV/m)	Margin (dB)	Dist (m)	Condition	Azimuth (°)	Height (m)	Comments
5260MHz	Pass	PK	5.3518G	67.80	74.00	-6.20	3	Vertical	311	1.66	-
5260MHz	Pass	AV	3.50671G	39.67	54.00	-14.33	3	Vertical	340	1.33	-
5260MHz	Pass	AV	15.77838G	45.78	54.00	-8.22	3	Vertical	28	1.44	-
5260MHz	Pass	PK	3.50666G	44.24	74.00	-29.76	3	Vertical	340	1.33	-
5260MHz	Pass	PK	10.52624G	61.08	68.20	-7.12	3	Vertical	90	1.95	-
5260MHz	Pass	PK	15.78498G	59.64	74.00	-14.36	3	Vertical	28	1.44	-
5260MHz	Pass	AV	3.50669G	46.60	54.00	-7.40	3	Horizontal	336	1.49	-
5260MHz	Pass	AV	15.77004G	49.23	54.00	-4.77	3	Horizontal	332	1.45	-
5260MHz	Pass	PK	3.50669G	48.94	74.00	-25.06	3	Horizontal	336	1.49	-
5260MHz	Pass	PK	10.5107G	61.83	68.20	-6.37	3	Horizontal	65	1.62	-
5260MHz	Pass	PK	15.76716G	63.28	74.00	-10.72	3	Horizontal	332	1.45	-
5300MHz	Pass	AV	5.15G	46.79	54.00	-7.21	3	Vertical	25	1.61	-
5300MHz	Pass	AV	5.3012G	114.81	Inf	-Inf	3	Vertical	25	1.61	-
5300MHz	Pass	AV	5.35G	53.84	54.00	-0.16	3	Vertical	25	1.61	-
5300MHz	Pass	PK	5.15G	57.61	74.00	-16.39	3	Vertical	25	1.61	-
5300MHz	Pass	PK	5.3024G	126.02	Inf	-Inf	3	Vertical	25	1.61	-
5300MHz	Pass	PK	5.35G	72.89	74.00	-1.11	3	Vertical	25	1.61	-
5300MHz	Pass	AV	3.53336G	38.07	54.00	-15.93	3	Vertical	339	1.39	-
5300MHz	Pass	AV	10.60054G	45.83	54.00	-8.17	3	Vertical	75	1.50	-
5300MHz	Pass	AV	15.88956G	42.29	54.00	-11.71	3	Vertical	27	1.56	-
5300MHz	Pass	PK	3.5334G	42.55	74.00	-31.45	3	Vertical	339	1.39	-
5300MHz	Pass	PK	10.60072G	59.24	74.00	-14.76	3	Vertical	75	1.50	-
5300MHz	Pass	PK	15.88914G	56.25	74.00	-17.75	3	Vertical	27	1.56	-
5300MHz	Pass	AV	3.53335G	44.14	54.00	-9.86	3	Horizontal	352	1.60	-
5300MHz	Pass	AV	10.60012G	45.93	54.00	-8.07	3	Horizontal	18	1.49	-
5300MHz	Pass	AV	15.90006G	44.92	54.00	-9.08	3	Horizontal	329	1.49	-
5300MHz	Pass	PK	3.53331G	46.66	74.00	-27.34	3	Horizontal	352	1.60	-
5300MHz	Pass	PK	10.60006G	58.90	74.00	-15.10	3	Horizontal	18	1.49	-
5300MHz	Pass	PK	15.90216G	59.57	74.00	-14.43	3	Horizontal	329	1.49	-
5320MHz	Pass	AV	5.329G	106.70	Inf	-Inf	3	Vertical	177	1.49	-
5320MHz	Pass	AV	5.3512G	49.59	54.00	-4.41	3	Vertical	177	1.49	-
5320MHz	Pass	PK	5.3284G	120.15	Inf	-Inf	3	Vertical	177	1.49	-
5320MHz	Pass	PK	5.3554G	73.31	74.00	-0.69	3	Vertical	177	1.49	-
5320MHz	Pass	AV	3.54669G	38.28	54.00	-15.72	3	Vertical	337	1.15	-
5320MHz	Pass	AV	10.63034G	38.49	54.00	-15.51	3	Vertical	49	1.65	-
5320MHz	Pass	AV	15.9495G	35.94	54.00	-18.06	3	Vertical	0	1.49	-
5320MHz	Pass	PK	3.54667G	42.41	74.00	-31.59	3	Vertical	337	1.15	-
5320MHz	Pass	PK	10.6259G	51.89	74.00	-22.11	3	Vertical	49	1.65	-
5320MHz	Pass	PK	15.94848G	49.15	74.00	-24.85	3	Vertical	0	1.49	-
5320MHz	Pass	AV	3.54669G	46.45	54.00	-7.55	3	Horizontal	338	1.76	-
5320MHz	Pass	AV	10.64072G	40.36	54.00	-13.64	3	Horizontal	68	2.99	-
5320MHz	Pass	AV	15.9531G	35.95	54.00	-18.05	3	Horizontal	332	1.48	-
5320MHz	Pass	PK	3.54671G	48.38	74.00	-25.62	3	Horizontal	338	1.76	-
5320MHz	Pass	PK	10.64252G	54.97	74.00	-19.03	3	Horizontal	68	2.99	-
5320MHz	Pass	PK	15.96402G	49.63	74.00	-24.37	3	Horizontal	332	1.48	-
5500MHz	Pass	AV	5.3938G	47.78	54.00	-6.22	3	Vertical	209	1.48	-
5500MHz	Pass	AV	5.4934G	106.92	Inf	-Inf	3	Vertical	209	1.48	-
5500MHz	Pass	PK	5.4694G	67.69	68.20	-0.51	3	Vertical	209	1.48	-
5500MHz	Pass	PK	5.4928G	119.02	Inf	-Inf	3	Vertical	209	1.48	-

Remark :

Level (dBuV/m) = Raw(Read Level) + AF(Antenna Factor) + CL(Cable Loss) - PA(Preamp Factor)

Mode	Result	Type	Freq (Hz)	Level (dBuV/m)	Limit (dBuV/m)	Margin (dB)	Dist (m)	Condition	Azimuth (°)	Height (m)	Comments
5500MHz	Pass	AV	3.66668G	41.88	54.00	-12.12	3	Vertical	324	2.78	-
5500MHz	Pass	AV	11.00084G	40.47	54.00	-13.53	3	Vertical	96	1.87	-
5500MHz	Pass	PK	3.66663G	44.99	74.00	-29.01	3	Vertical	324	2.78	-
5500MHz	Pass	PK	11.00036G	54.08	74.00	-19.92	3	Vertical	96	1.87	-
5500MHz	Pass	PK	16.48578G	54.12	68.20	-14.08	3	Vertical	326	2.64	-
5500MHz	Pass	AV	3.66669G	46.56	54.00	-7.44	3	Horizontal	24	1.59	-
5500MHz	Pass	AV	11.00066G	44.92	54.00	-9.08	3	Horizontal	12	1.89	-
5500MHz	Pass	PK	3.66667G	48.65	74.00	-25.35	3	Horizontal	24	1.59	-
5500MHz	Pass	PK	10.99946G	57.64	74.00	-16.36	3	Horizontal	12	1.89	-
5500MHz	Pass	PK	16.49712G	53.48	68.20	-14.72	3	Horizontal	4	1.38	-
5580MHz	Pass	AV	5.4594G	50.08	54.00	-3.92	3	Vertical	316	1.49	-
5580MHz	Pass	AV	5.5872G	113.84	Inf	-Inf	3	Vertical	316	1.49	-
5580MHz	Pass	PK	5.4552G	62.81	74.00	-11.19	3	Vertical	316	1.49	-
5580MHz	Pass	PK	5.4696G	63.90	68.20	-4.30	3	Vertical	316	1.49	-
5580MHz	Pass	PK	5.5794G	126.69	Inf	-Inf	3	Vertical	316	1.49	-
5580MHz	Pass	PK	5.7264G	59.93	68.20	-8.27	3	Vertical	316	1.49	-
5580MHz	Pass	AV	4.18509G	45.11	54.00	-8.89	3	Vertical	325	1.50	-
5580MHz	Pass	AV	11.16186G	44.08	54.00	-9.92	3	Vertical	46	1.58	-
5580MHz	Pass	PK	4.18501G	47.95	74.00	-26.05	3	Vertical	325	1.50	-
5580MHz	Pass	PK	11.1675G	57.08	74.00	-16.92	3	Vertical	46	1.58	-
5580MHz	Pass	PK	16.73862G	61.77	68.20	-6.43	3	Vertical	337	1.78	-
5580MHz	Pass	AV	4.18506G	48.42	54.00	-5.58	3	Horizontal	37	2.39	-
5580MHz	Pass	AV	11.16324G	46.81	54.00	-7.19	3	Horizontal	10	1.48	-
5580MHz	Pass	PK	4.18496G	50.58	74.00	-23.42	3	Horizontal	37	2.39	-
5580MHz	Pass	PK	11.16738G	60.66	74.00	-13.34	3	Horizontal	10	1.48	-
5580MHz	Pass	PK	16.75164G	66.44	68.20	-1.76	3	Horizontal	356	1.49	-
5700MHz	Pass	AV	5.709G	104.20	Inf	-Inf	3	Vertical	191	1.48	-
5700MHz	Pass	PK	5.7084G	117.46	Inf	-Inf	3	Vertical	191	1.48	-
5700MHz	Pass	PK	5.7252G	68.10	68.20	-0.10	3	Vertical	191	1.48	-
5700MHz	Pass	AV	3.80006G	41.10	54.00	-12.90	3	Vertical	147	1.30	-
5700MHz	Pass	AV	11.40054G	39.49	54.00	-14.51	3	Vertical	357	1.48	-
5700MHz	Pass	PK	3.80002G	45.48	74.00	-28.52	3	Vertical	147	1.30	-
5700MHz	Pass	PK	11.4123G	52.61	74.00	-21.39	3	Vertical	357	1.48	-
5700MHz	Pass	PK	17.11134G	55.97	68.20	-12.23	3	Vertical	343	1.50	-
5700MHz	Pass	AV	3.80003G	47.78	54.00	-6.22	3	Horizontal	16	1.38	-
5700MHz	Pass	AV	11.40072G	42.44	54.00	-11.56	3	Horizontal	2	1.47	-
5700MHz	Pass	PK	3.80001G	49.94	74.00	-24.06	3	Horizontal	16	1.38	-
5700MHz	Pass	PK	11.40276G	55.78	74.00	-18.22	3	Horizontal	2	1.47	-
5700MHz	Pass	PK	17.0997G	55.52	68.20	-12.68	3	Horizontal	339	1.49	-
5720MHz Straddle 5.47-5.725GHz	Pass	AV	5.426G	49.70	54.00	-4.30	3	Vertical	328	1.77	-
5720MHz Straddle 5.47-5.725GHz	Pass	AV	5.7116G	115.47	Inf	-Inf	3	Vertical	328	1.77	-
5720MHz Straddle 5.47-5.725GHz	Pass	PK	5.4644G	61.68	68.20	-6.52	3	Vertical	328	1.77	-
5720MHz Straddle 5.47-5.725GHz	Pass	PK	5.7116G	127.25	Inf	-Inf	3	Vertical	328	1.77	-
5720MHz Straddle 5.47-5.725GHz	Pass	PK	5.8568G	65.62	68.20	-2.58	3	Vertical	328	1.77	-
5720MHz Straddle 5.47-5.725GHz	Pass	AV	3.81334G	40.75	54.00	-13.25	3	Vertical	146	1.31	-
5720MHz Straddle 5.47-5.725GHz	Pass	AV	11.44372G	44.52	54.00	-9.48	3	Vertical	22	1.00	-
5720MHz Straddle 5.47-5.725GHz	Pass	PK	3.8134G	45.53	74.00	-28.47	3	Vertical	146	1.31	-
5720MHz Straddle 5.47-5.725GHz	Pass	PK	11.44276G	58.93	74.00	-15.07	3	Vertical	22	1.00	-
5720MHz Straddle 5.47-5.725GHz	Pass	PK	17.16222G	64.37	68.20	-3.83	3	Vertical	52	1.34	-

Remark :

Level (dBuV/m) = Raw(Read Level) + AF(Antenna Factor) + CL(Cable Loss) - PA(Preamp Factor)

Mode	Result	Type	Freq (Hz)	Level (dBuV/m)	Limit (dBuV/m)	Margin (dB)	Dist (m)	Condition	Azimuth (°)	Height (m)	Comments
5720MHz Straddle 5.47-5.725GHz	Pass	AV	3.81336G	48.12	54.00	-5.88	3	Horizontal	355	2.14	-
5720MHz Straddle 5.47-5.725GHz	Pass	AV	11.44156G	46.46	54.00	-7.54	3	Horizontal	90	1.49	-
5720MHz Straddle 5.47-5.725GHz	Pass	PK	3.8134G	50.36	74.00	-23.64	3	Horizontal	355	2.14	-
5720MHz Straddle 5.47-5.725GHz	Pass	PK	11.44144G	59.88	74.00	-14.12	3	Horizontal	90	1.49	-
5720MHz Straddle 5.47-5.725GHz	Pass	PK	17.15616G	62.83	68.20	-5.37	3	Horizontal	102	2.06	-
5745MHz	Pass	AV	5.4474G	48.47	54.00	-5.53	3	Vertical	225	1.48	-
5745MHz	Pass	AV	5.7426G	111.67	Inf	-Inf	3	Vertical	225	1.48	-
5745MHz	Pass	PK	5.643G	65.30	68.20	-2.90	3	Vertical	225	1.48	-
5745MHz	Pass	PK	5.745G	124.55	Inf	-Inf	3	Vertical	225	1.48	-
5745MHz	Pass	PK	5.961G	61.41	68.20	-6.79	3	Vertical	225	1.48	-
5745MHz	Pass	AV	3.83002G	42.41	54.00	-11.59	3	Vertical	358	2.91	-
5745MHz	Pass	AV	11.49192G	48.06	54.00	-5.94	3	Vertical	24	2.67	-
5745MHz	Pass	PK	3.82994G	46.93	74.00	-27.07	3	Vertical	358	2.91	-
5745MHz	Pass	PK	11.4954G	60.96	74.00	-13.04	3	Vertical	24	2.67	-
5745MHz	Pass	PK	17.23836G	61.02	68.20	-7.18	3	Vertical	51	1.30	-
5745MHz	Pass	AV	3.83004G	48.29	54.00	-5.71	3	Horizontal	353	1.69	-
5745MHz	Pass	AV	11.49366G	50.14	54.00	-3.86	3	Horizontal	336	1.65	-
5745MHz	Pass	PK	3.82997G	50.45	74.00	-23.55	3	Horizontal	353	1.69	-
5745MHz	Pass	PK	11.4909G	63.06	74.00	-10.94	3	Horizontal	336	1.65	-
5745MHz	Pass	PK	17.23848G	68.04	68.20	-0.16	3	Horizontal	350	1.59	-
5785MHz	Pass	AV	5.7922G	113.63	Inf	-Inf	3	Vertical	132	1.74	-
5785MHz	Pass	PK	5.6266G	61.73	68.20	-6.47	3	Vertical	132	1.74	-
5785MHz	Pass	PK	5.7946G	124.43	Inf	-Inf	3	Vertical	132	1.74	-
5785MHz	Pass	PK	5.9422G	61.37	68.20	-6.83	3	Vertical	132	1.74	-
5785MHz	Pass	AV	3.85668G	42.90	54.00	-11.10	3	Vertical	360	1.34	-
5785MHz	Pass	AV	11.57654G	48.57	54.00	-5.43	3	Vertical	3	1.49	-
5785MHz	Pass	PK	3.85666G	46.39	74.00	-27.61	3	Vertical	360	1.34	-
5785MHz	Pass	PK	11.57864G	63.87	74.00	-10.13	3	Vertical	3	1.49	-
5785MHz	Pass	PK	17.34384G	58.17	68.20	-10.03	3	Vertical	51	1.48	-
5785MHz	Pass	AV	3.85668G	48.99	54.00	-5.01	3	Horizontal	354	1.77	-
5785MHz	Pass	AV	11.57492G	52.28	54.00	-1.72	3	Horizontal	61	1.71	-
5785MHz	Pass	PK	3.85666G	51.02	74.00	-22.98	3	Horizontal	354	1.77	-
5785MHz	Pass	PK	11.57426G	65.64	74.00	-8.36	3	Horizontal	61	1.71	-
5785MHz	Pass	PK	17.35332G	66.43	68.20	-1.77	3	Horizontal	8	1.50	-
5825MHz	Pass	AV	5.819G	107.13	Inf	-Inf	3	Vertical	43	1.78	-
5825MHz	Pass	PK	5.6222G	59.66	68.20	-8.54	3	Vertical	43	1.78	-
5825MHz	Pass	PK	5.8238G	119.29	Inf	-Inf	3	Vertical	43	1.78	-
5825MHz	Pass	PK	5.9246G	61.71	68.50	-6.79	3	Vertical	43	1.78	-
5825MHz	Pass	AV	3.88336G	42.86	54.00	-11.14	3	Vertical	360	1.27	-
5825MHz	Pass	AV	11.64028G	48.07	54.00	-5.93	3	Vertical	334	1.46	-
5825MHz	Pass	PK	3.88333G	46.46	74.00	-27.54	3	Vertical	360	1.27	-
5825MHz	Pass	PK	11.63752G	62.38	74.00	-11.62	3	Vertical	334	1.46	-
5825MHz	Pass	PK	17.48928G	57.58	68.20	-10.62	3	Vertical	93	1.49	-
5825MHz	Pass	AV	3.88335G	49.33	54.00	-4.67	3	Horizontal	353	1.74	-
5825MHz	Pass	AV	11.65042G	53.72	54.00	-0.28	3	Horizontal	58	1.96	-
5825MHz	Pass	PK	3.8833G	51.35	74.00	-22.65	3	Horizontal	353	1.74	-
5825MHz	Pass	PK	11.64856G	68.45	74.00	-5.55	3	Horizontal	58	1.96	-
5825MHz	Pass	PK	17.48706G	60.55	68.20	-7.65	3	Horizontal	51	1.38	-
802.11ax HEW40-BF_Nss1,(MCS0)_2TX	-	-	-	-	-	-	-	-	-	-	-

Remark :

Level (dBuV/m) = Raw(Read Level) + AF(Antenna Factor) + CL(Cable Loss) - PA(Preamp Factor)

Mode	Result	Type	Freq (Hz)	Level (dBuV/m)	Limit (dBuV/m)	Margin (dB)	Dist (m)	Condition	Azimuth (°)	Height (m)	Comments
5190MHz	Pass	AV	5.1498G	53.85	54.00	-0.15	3	Vertical	42	1.48	-
5190MHz	Pass	AV	5.196G	102.83	Inf	-Inf	3	Vertical	42	1.48	-
5190MHz	Pass	PK	5.1444G	70.54	74.00	-3.46	3	Vertical	42	1.48	-
5190MHz	Pass	PK	5.1846G	115.22	Inf	-Inf	3	Vertical	42	1.48	-
5190MHz	Pass	AV	15.55662G	39.36	54.00	-14.64	3	Vertical	73	1.49	-
5190MHz	Pass	PK	3.46002G	44.45	68.20	-23.75	3	Vertical	344	1.45	-
5190MHz	Pass	PK	10.3746G	50.09	68.20	-18.11	3	Vertical	95	2.52	-
5190MHz	Pass	PK	15.5595G	52.34	74.00	-21.66	3	Vertical	73	1.49	-
5190MHz	Pass	AV	15.55716G	39.32	54.00	-14.68	3	Horizontal	83	1.00	-
5190MHz	Pass	PK	3.46002G	48.32	68.20	-19.88	3	Horizontal	336	1.74	-
5190MHz	Pass	PK	10.38G	52.22	68.20	-15.98	3	Horizontal	343	1.48	-
5190MHz	Pass	PK	15.57288G	52.42	74.00	-21.58	3	Horizontal	83	1.00	-
5230MHz	Pass	AV	5.1496G	53.74	54.00	-0.26	3	Vertical	186	1.50	-
5230MHz	Pass	AV	5.224G	107.55	Inf	-Inf	3	Vertical	186	1.50	-
5230MHz	Pass	AV	5.3524G	49.16	54.00	-4.84	3	Vertical	186	1.50	-
5230MHz	Pass	PK	5.1436G	69.51	74.00	-4.49	3	Vertical	186	1.50	-
5230MHz	Pass	PK	5.2258G	119.65	Inf	-Inf	3	Vertical	186	1.50	-
5230MHz	Pass	PK	5.35G	61.61	74.00	-12.39	3	Vertical	186	1.50	-
5230MHz	Pass	AV	15.68196G	41.00	54.00	-13.00	3	Vertical	28	1.48	-
5230MHz	Pass	PK	3.48672G	44.31	68.20	-23.89	3	Vertical	342	1.39	-
5230MHz	Pass	PK	10.46024G	55.52	68.20	-12.68	3	Vertical	98	1.98	-
5230MHz	Pass	PK	15.68634G	54.08	74.00	-19.92	3	Vertical	28	1.48	-
5230MHz	Pass	AV	15.70056G	45.82	54.00	-8.18	3	Horizontal	336	1.64	-
5230MHz	Pass	PK	3.48671G	48.37	68.20	-19.83	3	Horizontal	335	1.57	-
5230MHz	Pass	PK	10.46012G	58.68	68.20	-9.52	3	Horizontal	61	1.50	-
5230MHz	Pass	PK	15.69624G	59.33	74.00	-14.67	3	Horizontal	336	1.64	-
5270MHz	Pass	AV	5.1482G	47.13	54.00	-6.87	3	Vertical	0	1.49	-
5270MHz	Pass	AV	5.2766G	107.32	Inf	-Inf	3	Vertical	0	1.49	-
5270MHz	Pass	AV	5.3504G	53.53	54.00	-0.47	3	Vertical	0	1.49	-
5270MHz	Pass	PK	5.1416G	59.57	74.00	-14.43	3	Vertical	0	1.49	-
5270MHz	Pass	PK	5.282G	120.13	Inf	-Inf	3	Vertical	0	1.49	-
5270MHz	Pass	PK	5.3552G	68.34	74.00	-5.66	3	Vertical	0	1.49	-
5270MHz	Pass	AV	3.51337G	38.84	54.00	-15.16	3	Vertical	341	1.49	-
5270MHz	Pass	AV	15.80856G	37.50	54.00	-16.50	3	Vertical	205	1.49	-
5270MHz	Pass	PK	3.51345G	43.09	74.00	-30.91	3	Vertical	341	1.49	-
5270MHz	Pass	PK	10.52776G	54.71	68.20	-13.49	3	Vertical	92	1.89	-
5270MHz	Pass	PK	15.82476G	51.11	74.00	-22.89	3	Vertical	205	1.49	-
5270MHz	Pass	AV	3.51336G	45.58	54.00	-8.42	3	Horizontal	337	1.48	-
5270MHz	Pass	AV	15.795G	38.29	54.00	-15.71	3	Horizontal	335	1.48	-
5270MHz	Pass	PK	3.51341G	47.80	74.00	-26.20	3	Horizontal	337	1.48	-
5270MHz	Pass	PK	10.54006G	56.18	68.20	-12.02	3	Horizontal	6	1.43	-
5270MHz	Pass	PK	15.7986G	52.18	74.00	-21.82	3	Horizontal	335	1.48	-
5310MHz	Pass	AV	5.316G	103.81	Inf	-Inf	3	Vertical	327	1.49	-
5310MHz	Pass	AV	5.3532G	51.81	54.00	-2.19	3	Vertical	327	1.49	-
5310MHz	Pass	PK	5.322G	116.19	Inf	-Inf	3	Vertical	327	1.49	-
5310MHz	Pass	PK	5.3514G	73.85	74.00	-0.15	3	Vertical	327	1.49	-
5310MHz	Pass	AV	3.54003G	38.39	54.00	-15.61	3	Vertical	327	1.34	-
5310MHz	Pass	AV	10.62024G	37.79	54.00	-16.21	3	Vertical	323	1.48	-
5310MHz	Pass	AV	15.93492G	38.37	54.00	-15.63	3	Vertical	73	1.49	-

Remark :

Level (dBuV/m) = Raw(Read Level) + AF(Antenna Factor) + CL(Cable Loss) - PA(Preamp Factor)

Mode	Result	Type	Freq (Hz)	Level (dBuV/m)	Limit (dBuV/m)	Margin (dB)	Dist (m)	Condition	Azimuth (°)	Height (m)	Comments
5310MHz	Pass	PK	3.53998G	42.76	74.00	-31.24	3	Vertical	327	1.34	-
5310MHz	Pass	PK	10.6203G	50.61	74.00	-23.39	3	Vertical	323	1.48	-
5310MHz	Pass	PK	15.93372G	51.53	74.00	-22.47	3	Vertical	73	1.49	-
5310MHz	Pass	AV	3.54003G	46.38	54.00	-7.62	3	Horizontal	338	1.80	-
5310MHz	Pass	AV	10.6344G	39.09	54.00	-14.91	3	Horizontal	19	1.50	-
5310MHz	Pass	AV	15.9207G	38.08	54.00	-15.92	3	Horizontal	114	1.48	-
5310MHz	Pass	PK	3.54003G	48.61	74.00	-25.39	3	Horizontal	338	1.80	-
5310MHz	Pass	PK	10.62006G	54.20	74.00	-19.80	3	Horizontal	19	1.50	-
5310MHz	Pass	PK	15.91728G	51.40	74.00	-22.60	3	Horizontal	114	1.48	-
5510MHz	Pass	AV	5.4596G	47.97	54.00	-6.03	3	Vertical	330	1.48	-
5510MHz	Pass	AV	5.504G	102.55	Inf	-Inf	3	Vertical	330	1.48	-
5510MHz	Pass	PK	5.465G	67.98	68.20	-0.22	3	Vertical	330	1.48	-
5510MHz	Pass	PK	5.522G	115.22	Inf	-Inf	3	Vertical	330	1.48	-
5510MHz	Pass	AV	3.67333G	43.08	54.00	-10.92	3	Vertical	323	2.79	-
5510MHz	Pass	AV	11.01856G	41.18	54.00	-12.82	3	Vertical	338	2.05	-
5510MHz	Pass	PK	3.67333G	48.03	74.00	-25.97	3	Vertical	323	2.79	-
5510MHz	Pass	PK	11.02024G	55.71	74.00	-18.29	3	Vertical	338	2.05	-
5510MHz	Pass	PK	16.5387G	54.43	68.20	-13.77	3	Vertical	360	1.86	-
5510MHz	Pass	AV	3.67334G	47.95	54.00	-6.05	3	Horizontal	20	1.49	-
5510MHz	Pass	AV	11.01898G	46.64	54.00	-7.36	3	Horizontal	9	1.64	-
5510MHz	Pass	PK	3.67337G	50.30	74.00	-23.70	3	Horizontal	20	1.49	-
5510MHz	Pass	PK	11.00746G	60.34	74.00	-13.66	3	Horizontal	9	1.64	-
5510MHz	Pass	PK	16.52502G	56.31	68.20	-11.89	3	Horizontal	337	1.35	-
5550MHz	Pass	AV	5.4588G	51.01	54.00	-2.99	3	Vertical	326	1.75	-
5550MHz	Pass	AV	5.5452G	107.45	Inf	-Inf	3	Vertical	326	1.75	-
5550MHz	Pass	PK	5.4672G	68.00	68.20	-0.20	3	Vertical	326	1.75	-
5550MHz	Pass	PK	5.562G	120.01	Inf	-Inf	3	Vertical	326	1.75	-
5550MHz	Pass	AV	11.09832G	40.44	54.00	-13.56	3	Vertical	55	2.96	-
5550MHz	Pass	PK	3.375G	37.83	68.20	-30.37	3	Vertical	343	1.48	-
5550MHz	Pass	PK	11.10012G	55.01	74.00	-18.99	3	Vertical	55	2.96	-
5550MHz	Pass	PK	16.64688G	54.24	68.20	-13.96	3	Vertical	272	1.49	-
5550MHz	Pass	AV	11.0988G	44.87	54.00	-9.13	3	Horizontal	11	1.49	-
5550MHz	Pass	PK	3.37512G	39.22	68.20	-28.98	3	Horizontal	355	1.49	-
5550MHz	Pass	PK	11.0856G	58.47	74.00	-15.53	3	Horizontal	11	1.49	-
5550MHz	Pass	PK	16.65918G	55.70	68.20	-12.50	3	Horizontal	356	1.27	-
5670MHz	Pass	AV	5.6736G	105.42	Inf	-Inf	3	Vertical	51	1.48	-
5670MHz	Pass	PK	5.6742G	118.11	Inf	-Inf	3	Vertical	51	1.48	-
5670MHz	Pass	PK	5.7258G	68.15	68.20	-0.05	3	Vertical	51	1.48	-
5670MHz	Pass	AV	3.78006G	41.19	54.00	-12.81	3	Vertical	146	1.21	-
5670MHz	Pass	AV	11.34G	39.93	54.00	-14.07	3	Vertical	360	1.48	-
5670MHz	Pass	PK	3.7801G	45.73	74.00	-28.27	3	Vertical	146	1.21	-
5670MHz	Pass	PK	11.32596G	52.83	74.00	-21.17	3	Vertical	360	1.48	-
5670MHz	Pass	PK	17.01336G	56.17	68.20	-12.03	3	Vertical	332	1.49	-
5670MHz	Pass	AV	3.78G	48.30	54.00	-5.70	3	Horizontal	18	1.00	-
5670MHz	Pass	AV	11.34036G	45.27	54.00	-8.73	3	Horizontal	3	1.56	-
5670MHz	Pass	PK	3.77996G	50.85	74.00	-23.15	3	Horizontal	18	1.00	-
5670MHz	Pass	PK	11.32734G	59.80	74.00	-14.20	3	Horizontal	3	1.56	-
5670MHz	Pass	PK	17.00586G	55.31	68.20	-12.89	3	Horizontal	0	1.50	-
5710MHz Straddle 5.47-5.725GHz	Pass	AV	5.458G	46.42	54.00	-7.58	3	Vertical	57	1.50	-

Remark :

Level (dBuV/m) = Raw(Read Level) + AF(Antenna Factor) + CL(Cable Loss) - PA(Preamp Factor)

Mode	Result	Type	Freq (Hz)	Level (dBuV/m)	Limit (dBuV/m)	Margin (dB)	Dist (m)	Condition	Azimuth (°)	Height (m)	Comments
5710MHz Straddle 5.47-5.725GHz	Pass	AV	5.7244G	110.10	Inf	-Inf	3	Vertical	57	1.50	-
5710MHz Straddle 5.47-5.725GHz	Pass	PK	5.464G	57.69	68.20	-10.51	3	Vertical	57	1.50	-
5710MHz Straddle 5.47-5.725GHz	Pass	PK	5.722G	121.48	Inf	-Inf	3	Vertical	57	1.50	-
5710MHz Straddle 5.47-5.725GHz	Pass	PK	5.8516G	67.91	68.20	-0.29	3	Vertical	57	1.50	-
5710MHz Straddle 5.47-5.725GHz	Pass	AV	3.80669G	42.74	54.00	-11.26	3	Vertical	326	3.00	-
5710MHz Straddle 5.47-5.725GHz	Pass	AV	11.40512G	42.08	54.00	-11.92	3	Vertical	48	1.48	-
5710MHz Straddle 5.47-5.725GHz	Pass	PK	3.80664G	47.90	74.00	-26.10	3	Vertical	326	3.00	-
5710MHz Straddle 5.47-5.725GHz	Pass	PK	11.40536G	56.18	74.00	-17.82	3	Vertical	48	1.48	-
5710MHz Straddle 5.47-5.725GHz	Pass	PK	17.1339G	59.83	68.20	-8.37	3	Vertical	54	1.33	-
5710MHz Straddle 5.47-5.725GHz	Pass	AV	3.80668G	47.69	54.00	-6.31	3	Horizontal	355	2.20	-
5710MHz Straddle 5.47-5.725GHz	Pass	AV	11.41196G	46.39	54.00	-7.61	3	Horizontal	39	3.00	-
5710MHz Straddle 5.47-5.725GHz	Pass	PK	3.80665G	49.76	74.00	-24.24	3	Horizontal	355	2.20	-
5710MHz Straddle 5.47-5.725GHz	Pass	PK	11.40548G	61.30	74.00	-12.70	3	Horizontal	39	3.00	-
5710MHz Straddle 5.47-5.725GHz	Pass	PK	17.1273G	62.44	68.20	-5.76	3	Horizontal	348	1.15	-
5755MHz	Pass	AV	5.7586G	109.37	Inf	-Inf	3	Vertical	52	1.49	-
5755MHz	Pass	PK	5.6386G	67.79	68.20	-0.41	3	Vertical	52	1.49	-
5755MHz	Pass	PK	5.7682G	121.44	Inf	-Inf	3	Vertical	52	1.49	-
5755MHz	Pass	PK	5.935G	61.71	68.20	-6.49	3	Vertical	52	1.49	-
5755MHz	Pass	AV	3.83671G	42.43	54.00	-11.57	3	Vertical	360	1.02	-
5755MHz	Pass	AV	11.49962G	44.91	54.00	-9.09	3	Vertical	34	1.94	-
5755MHz	Pass	PK	3.83667G	46.82	74.00	-27.18	3	Vertical	360	1.02	-
5755MHz	Pass	PK	11.51018G	62.38	74.00	-11.62	3	Vertical	34	1.94	-
5755MHz	Pass	PK	17.25096G	58.27	68.20	-9.93	3	Vertical	50	1.33	-
5755MHz	Pass	AV	3.83674G	48.63	54.00	-5.37	3	Horizontal	351	1.47	-
5755MHz	Pass	AV	11.5133G	50.90	54.00	-3.10	3	Horizontal	69	2.15	-
5755MHz	Pass	PK	3.83668G	50.82	74.00	-23.18	3	Horizontal	351	1.47	-
5755MHz	Pass	PK	11.51006G	66.30	74.00	-7.70	3	Horizontal	69	2.15	-
5755MHz	Pass	PK	17.26902G	60.28	68.20	-7.92	3	Horizontal	351	1.35	-
5795MHz	Pass	AV	5.7782G	109.16	Inf	-Inf	3	Vertical	61	1.48	-
5795MHz	Pass	PK	5.6498G	65.21	68.20	-2.99	3	Vertical	61	1.48	-
5795MHz	Pass	PK	5.7794G	121.04	Inf	-Inf	3	Vertical	61	1.48	-
5795MHz	Pass	PK	5.9258G	67.68	68.20	-0.52	3	Vertical	61	1.48	-
5795MHz	Pass	AV	3.86335G	43.65	54.00	-10.35	3	Vertical	360	1.36	-
5795MHz	Pass	AV	11.59294G	49.85	54.00	-4.15	3	Vertical	3	1.48	-
5795MHz	Pass	PK	3.86335G	47.54	74.00	-26.46	3	Vertical	360	1.36	-
5795MHz	Pass	PK	11.59012G	66.09	74.00	-7.91	3	Vertical	3	1.48	-
5795MHz	Pass	PK	17.37948G	57.74	68.20	-10.46	3	Vertical	10	1.49	-
5795MHz	Pass	AV	3.86333G	49.55	54.00	-4.45	3	Horizontal	352	1.71	-
5795MHz	Pass	AV	11.5753G	53.22	54.00	-0.78	3	Horizontal	73	2.12	-
5795MHz	Pass	PK	3.86332G	51.89	74.00	-22.11	3	Horizontal	352	1.71	-
5795MHz	Pass	PK	11.59012G	71.66	74.00	-2.34	3	Horizontal	73	2.12	-
5795MHz	Pass	PK	17.3823G	62.13	68.20	-6.07	3	Horizontal	8	1.51	-
802.11ax HEW80-BF_Nss1,(MCS0)_2TX	-	-	-	-	-	-	-	-	-	-	-
5210MHz	Pass	AV	5.148G	53.78	54.00	-0.22	3	Vertical	327	1.49	-
5210MHz	Pass	AV	5.197G	99.69	Inf	-Inf	3	Vertical	327	1.49	-
5210MHz	Pass	AV	5.351G	47.87	54.00	-6.13	3	Vertical	327	1.49	-
5210MHz	Pass	PK	5.138G	68.28	74.00	-5.72	3	Vertical	327	1.49	-
5210MHz	Pass	PK	5.199G	112.80	Inf	-Inf	3	Vertical	327	1.49	-
5210MHz	Pass	PK	5.351G	59.85	74.00	-14.15	3	Vertical	327	1.49	-

Level (dBuV/m) = Raw(Read Level) + AF(Antenna Factor) + CL(Cable Loss) - PA(Preamp Factor)

Mode	Result	Type	Freq (Hz)	Level (dBuV/m)	Limit (dBuV/m)	Margin (dB)	Dist (m)	Condition	Azimuth (°)	Height (m)	Comments
5210MHz	Pass	AV	15.61524G	37.95	54.00	-16.05	3	Vertical	324	1.50	-
5210MHz	Pass	PK	3.47333G	44.70	68.20	-23.50	3	Vertical	340	1.48	-
5210MHz	Pass	PK	10.42798G	50.11	68.20	-18.09	3	Vertical	104	1.83	-
5210MHz	Pass	PK	15.62484G	51.63	74.00	-22.37	3	Vertical	324	1.50	-
5210MHz	Pass	AV	15.62334G	37.80	54.00	-16.20	3	Horizontal	198	1.49	-
5210MHz	Pass	PK	3.47334G	48.63	68.20	-19.57	3	Horizontal	339	1.49	-
5210MHz	Pass	PK	10.41718G	50.33	68.20	-17.87	3	Horizontal	63	1.45	-
5210MHz	Pass	PK	15.6177G	51.59	74.00	-22.41	3	Horizontal	198	1.49	-
5290MHz	Pass	AV	5.149G	47.15	54.00	-6.85	3	Vertical	322	1.48	-
5290MHz	Pass	AV	5.299G	100.41	Inf	-Inf	3	Vertical	322	1.48	-
5290MHz	Pass	AV	5.351G	51.76	54.00	-2.24	3	Vertical	322	1.48	-
5290MHz	Pass	PK	5.145G	59.25	74.00	-14.75	3	Vertical	322	1.48	-
5290MHz	Pass	PK	5.279G	113.21	Inf	-Inf	3	Vertical	322	1.48	-
5290MHz	Pass	PK	5.356G	73.68	74.00	-0.32	3	Vertical	322	1.48	-
5290MHz	Pass	AV	3.52671G	39.94	54.00	-14.06	3	Vertical	344	1.49	-
5290MHz	Pass	AV	15.87654G	37.43	54.00	-16.57	3	Vertical	0	1.70	-
5290MHz	Pass	PK	3.52665G	45.13	74.00	-28.87	3	Vertical	344	1.49	-
5290MHz	Pass	PK	10.5662G	50.00	68.20	-18.20	3	Vertical	81	1.87	-
5290MHz	Pass	PK	15.87156G	50.91	74.00	-23.09	3	Vertical	0	1.70	-
5290MHz	Pass	AV	3.52669G	47.34	54.00	-6.66	3	Horizontal	340	1.60	-
5290MHz	Pass	AV	15.85854G	37.27	54.00	-16.73	3	Horizontal	149	2.92	-
5290MHz	Pass	PK	3.52671G	49.84	74.00	-24.16	3	Horizontal	340	1.60	-
5290MHz	Pass	PK	10.57982G	50.65	68.20	-17.55	3	Horizontal	19	1.48	-
5290MHz	Pass	PK	15.85974G	50.91	74.00	-23.09	3	Horizontal	149	2.92	-
5530MHz	Pass	AV	5.46G	50.98	54.00	-3.02	3	Vertical	185	1.49	-
5530MHz	Pass	AV	5.541G	98.65	Inf	-Inf	3	Vertical	185	1.49	-
5530MHz	Pass	PK	5.468G	68.12	68.20	-0.08	3	Vertical	185	1.49	-
5530MHz	Pass	PK	5.52G	111.61	Inf	-Inf	3	Vertical	185	1.49	-
5530MHz	Pass	PK	5.746G	56.65	68.20	-11.55	3	Vertical	185	1.49	-
5530MHz	Pass	AV	3.68668G	43.06	54.00	-10.94	3	Vertical	329	2.77	-
5530MHz	Pass	AV	11.04866G	37.51	54.00	-16.49	3	Vertical	54	2.60	-
5530MHz	Pass	PK	3.68672G	47.38	74.00	-26.62	3	Vertical	329	2.77	-
5530MHz	Pass	PK	11.0591G	51.43	74.00	-22.57	3	Vertical	54	2.60	-
5530MHz	Pass	PK	16.57794G	53.31	68.20	-14.89	3	Vertical	149	1.49	-
5530MHz	Pass	AV	3.68668G	48.11	54.00	-5.89	3	Horizontal	24	1.72	-
5530MHz	Pass	AV	11.06102G	39.63	54.00	-14.37	3	Horizontal	8	1.65	-
5530MHz	Pass	PK	3.68673G	50.40	74.00	-23.60	3	Horizontal	24	1.72	-
5530MHz	Pass	PK	11.05586G	53.39	74.00	-20.61	3	Horizontal	8	1.65	-
5530MHz	Pass	PK	16.5777G	52.90	68.20	-15.30	3	Horizontal	189	1.48	-
5610MHz	Pass	AV	5.46G	52.28	54.00	-1.72	3	Vertical	0	1.49	-
5610MHz	Pass	AV	5.597G	103.38	Inf	-Inf	3	Vertical	0	1.49	-
5610MHz	Pass	PK	5.464G	68.12	68.20	-0.08	3	Vertical	0	1.49	-
5610MHz	Pass	PK	5.581G	116.52	Inf	-Inf	3	Vertical	0	1.49	-
5610MHz	Pass	PK	5.727G	67.50	68.20	-0.70	3	Vertical	0	1.49	-
5610MHz	Pass	AV	3.74002G	40.35	54.00	-13.65	3	Vertical	142	1.32	-
5610MHz	Pass	AV	11.22372G	40.80	54.00	-13.20	3	Vertical	69	2.04	-
5610MHz	Pass	PK	3.74007G	45.73	74.00	-28.27	3	Vertical	142	1.32	-
5610MHz	Pass	PK	11.22288G	54.45	74.00	-19.55	3	Vertical	69	2.04	-
5610MHz	Pass	PK	16.82016G	53.77	68.20	-14.43	3	Vertical	263	1.49	-

Remark :

Level (dBuV/m) = Raw(Read Level) + AF(Antenna Factor) + CL(Cable Loss) - PA(Preamp Factor)

Mode	Result	Type	Freq (Hz)	Level (dBuV/m)	Limit (dBuV/m)	Margin (dB)	Dist (m)	Condition	Azimuth (°)	Height (m)	Comments
5610MHz	Pass	AV	3.74001G	49.02	54.00	-4.98	3	Horizontal	18	1.03	-
5610MHz	Pass	AV	11.22G	43.90	54.00	-10.10	3	Horizontal	6	1.63	-
5610MHz	Pass	PK	3.74005G	50.93	74.00	-23.07	3	Horizontal	18	1.03	-
5610MHz	Pass	PK	11.2149G	57.62	74.00	-16.38	3	Horizontal	6	1.63	-
5610MHz	Pass	PK	16.83486G	54.74	68.20	-13.46	3	Horizontal	356	1.48	-
5690MHz Straddle 5.47-5.725GHz	Pass	AV	5.4596G	48.46	54.00	-5.54	3	Vertical	330	1.65	-
5690MHz Straddle 5.47-5.725GHz	Pass	AV	5.6792G	104.27	Inf	-Inf	3	Vertical	330	1.65	-
5690MHz Straddle 5.47-5.725GHz	Pass	PK	5.4644G	61.45	68.20	-6.75	3	Vertical	330	1.65	-
5690MHz Straddle 5.47-5.725GHz	Pass	PK	5.6792G	118.17	Inf	-Inf	3	Vertical	330	1.65	-
5690MHz Straddle 5.47-5.725GHz	Pass	PK	5.8508G	67.97	68.20	-0.23	3	Vertical	330	1.65	-
5690MHz Straddle 5.47-5.725GHz	Pass	AV	3.79332G	40.53	54.00	-13.47	3	Vertical	145	1.37	-
5690MHz Straddle 5.47-5.725GHz	Pass	AV	11.37988G	39.61	54.00	-14.39	3	Vertical	360	1.50	-
5690MHz Straddle 5.47-5.725GHz	Pass	PK	3.79332G	45.36	74.00	-28.64	3	Vertical	145	1.37	-
5690MHz Straddle 5.47-5.725GHz	Pass	PK	11.38966G	53.14	74.00	-20.86	3	Vertical	360	1.50	-
5690MHz Straddle 5.47-5.725GHz	Pass	PK	17.06742G	55.98	68.20	-12.22	3	Vertical	346	1.49	-
5690MHz Straddle 5.47-5.725GHz	Pass	AV	3.79336G	46.52	54.00	-7.48	3	Horizontal	10	1.50	-
5690MHz Straddle 5.47-5.725GHz	Pass	AV	11.39008G	43.15	54.00	-10.85	3	Horizontal	1	1.58	-
5690MHz Straddle 5.47-5.725GHz	Pass	PK	3.7934G	49.15	74.00	-24.85	3	Horizontal	10	1.50	-
5690MHz Straddle 5.47-5.725GHz	Pass	PK	11.38948G	57.48	74.00	-16.52	3	Horizontal	1	1.58	-
5690MHz Straddle 5.47-5.725GHz	Pass	PK	17.06034G	56.39	68.20	-11.81	3	Horizontal	0	1.30	-
5775MHz	Pass	AV	5.7606G	102.74	Inf	-Inf	3	Vertical	44	1.50	-
5775MHz	Pass	PK	5.6466G	67.86	68.20	-0.34	3	Vertical	44	1.50	-
5775MHz	Pass	PK	5.7618G	115.29	Inf	-Inf	3	Vertical	44	1.50	-
5775MHz	Pass	PK	5.925G	64.23	68.20	-3.97	3	Vertical	44	1.50	-
5775MHz	Pass	AV	3.85004G	43.10	54.00	-10.90	3	Vertical	357	1.35	-
5775MHz	Pass	AV	11.5644G	43.85	54.00	-10.15	3	Vertical	4	1.68	-
5775MHz	Pass	PK	3.85005G	47.69	74.00	-26.31	3	Vertical	357	1.35	-
5775MHz	Pass	PK	11.5635G	57.30	74.00	-16.70	3	Vertical	4	1.68	-
5775MHz	Pass	PK	17.31042G	56.76	68.20	-11.44	3	Vertical	0	1.67	-
5775MHz	Pass	AV	3.84998G	49.07	54.00	-4.93	3	Horizontal	353	2.04	-
5775MHz	Pass	AV	11.55948G	48.53	54.00	-5.47	3	Horizontal	67	1.85	-
5775MHz	Pass	PK	3.84997G	51.47	74.00	-22.53	3	Horizontal	353	2.04	-
5775MHz	Pass	PK	11.56482G	62.24	74.00	-11.76	3	Horizontal	67	1.85	-
5775MHz	Pass	PK	17.33796G	56.70	68.20	-11.50	3	Horizontal	334	1.49	-

802.11ax HEW20-BF_Nss1,(MCS0)_2TX

5180MHz_TX

19/02/2020

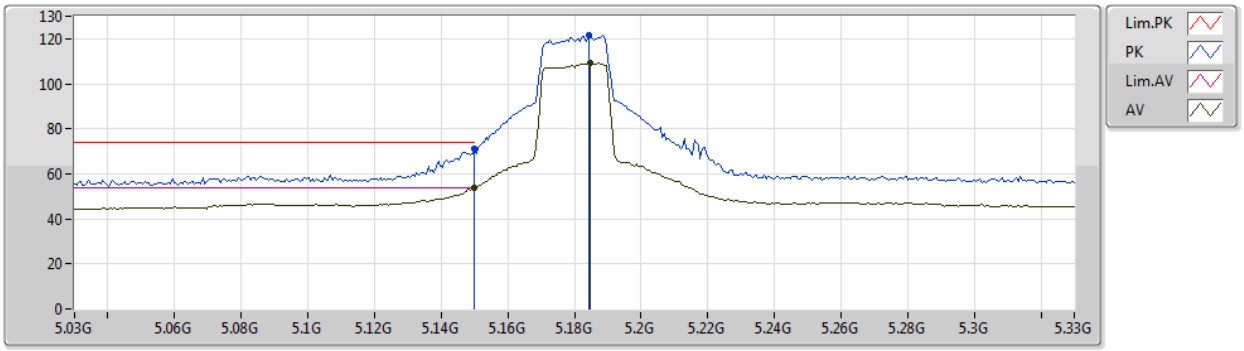

Type	Freq	Level	Limit	Margin	Factor	Dist	Condition	Azimuth	Height	Comment	Raw	AF	CL	PA
	(Hz)	(dBuV/m)	(dBuV/m)	(dB)	(dB)	(m)		(°)	(m)		(dBuV)	(dB)	(dB)	(dB)
AV	5.15G	53.87	54.00	-0.13	4.97	3	Vertical	183	1.53	-	48.90	31.76	7.04	33.83
AV	5.1848G	109.16	Inf	-Inf	5.00	3	Vertical	183	1.53	-	104.16	31.77	7.08	33.85
PK	5.15G	70.97	74.00	-3.03	4.97	3	Vertical	183	1.53	-	66.00	31.76	7.04	33.83
PK	5.1842G	121.62	Inf	-Inf	5.00	3	Vertical	183	1.53	-	116.62	31.77	7.08	33.85

802.11ax HEW20-BF_Nss1,(MCS0)_2TX

5180MHz_TX

19/02/2020

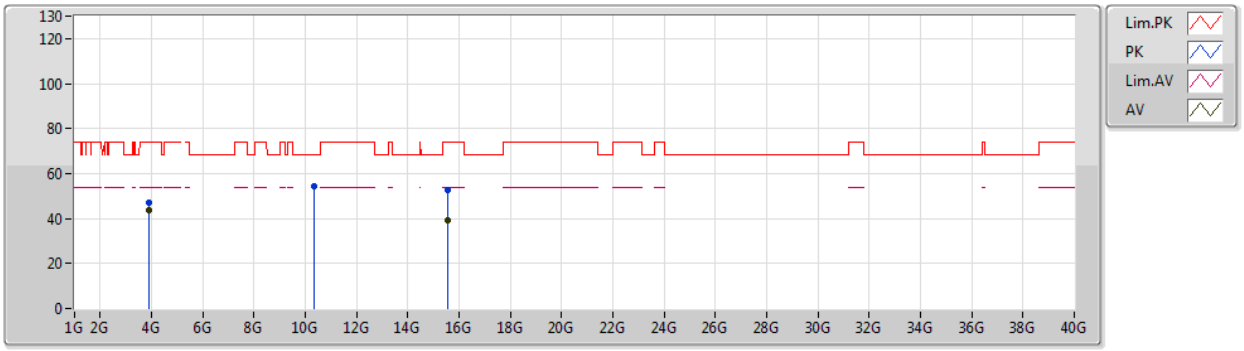

Type	Freq	Level	Limit	Margin	Factor	Dist	Condition	Azimuth	Height	Comment	Raw	AF	CL	PA
	(Hz)	(dBuV/m)	(dBuV/m)	(dB)	(dB)	(m)		(°)	(m)		(dBuV)	(dB)	(dB)	(dB)
AV	3.88507G	43.58	54.00	-10.42	-15.19	3	Vertical	360	1.44	-	58.77	29.49	6.54	51.22
AV	15.53694G	39.30	54.00	-14.70	-1.36	3	Vertical	51	1.49	-	40.66	38.81	12.81	52.98
PK	3.885G	47.19	74.00	-26.81	-15.19	3	Vertical	360	1.44	-	62.38	29.49	6.54	51.22
PK	10.3627G	54.27	68.20	-13.93	-4.77	3	Vertical	82	2.50	-	59.04	39.37	10.33	54.47
PK	15.55194G	52.51	74.00	-21.49	-1.41	3	Vertical	51	1.49	-	53.92	38.76	12.83	53.00

802.11ax HEW20-BF_Nss1,(MCS0)_2TX

5180MHz_TX

19/02/2020

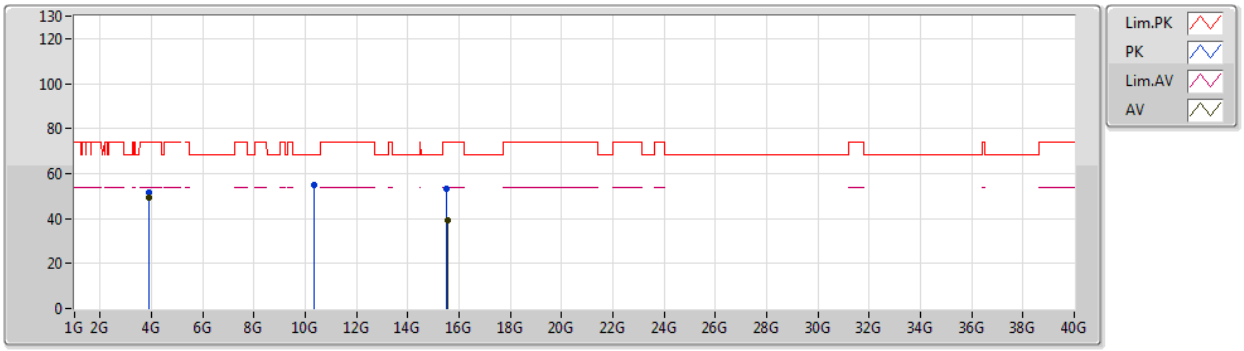

Type	Freq	Level	Limit	Margin	Factor	Dist	Condition	Azimuth	Height	Comment	Raw	AF	CL	PA
	(Hz)	(dBuV/m)	(dBuV/m)	(dB)	(dB)	(m)		(°)	(m)		(dBuV)	(dB)	(dB)	(dB)
AV	3.885G	49.53	54.00	-4.47	-15.19	3	Horizontal	356	2.25	-	64.72	29.49	6.54	51.22
AV	15.53286G	39.42	54.00	-14.58	-1.35	3	Horizontal	18	1.49	-	40.77	38.83	12.80	52.98
PK	3.88499G	51.70	74.00	-22.30	-15.19	3	Horizontal	356	2.25	-	66.89	29.49	6.54	51.22
PK	10.3477G	54.87	68.20	-13.33	-4.80	3	Horizontal	342	1.46	-	59.67	39.35	10.33	54.48
PK	15.52956G	53.10	74.00	-20.90	-1.33	3	Horizontal	18	1.49	-	54.43	38.84	12.80	52.97

802.11ax HEW20-BF_Nss1,(MCS0)_2TX

5200MHz_TX

19/02/2020

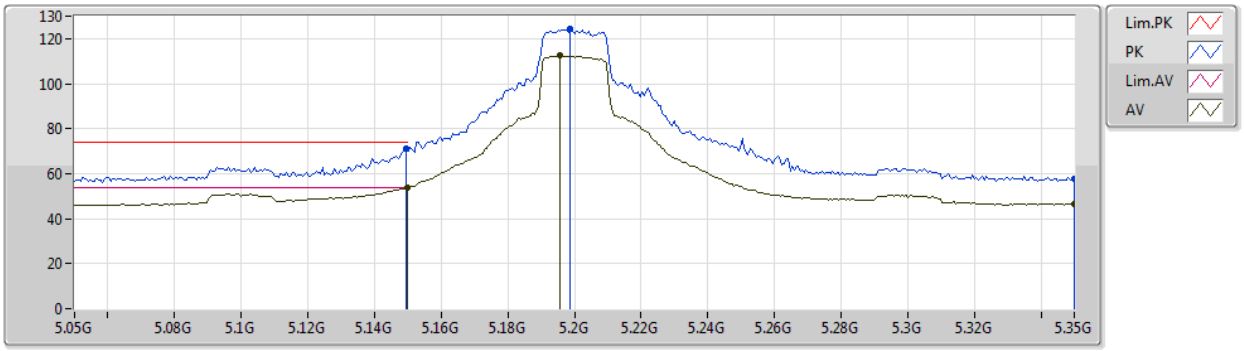

Type	Freq	Level	Limit	Margin	Factor	Dist	Condition	Azimuth	Height	Comment	Raw	AF	CL	PA
	(Hz)	(dBuV/m)	(dBuV/m)	(dB)	(dB)	(m)		(°)	(m)		(dBuV)	(dB)	(dB)	(dB)
AV	5.15G	53.80	54.00	-0.20	4.97	3	Vertical	31	1.65	-	48.83	31.76	7.04	33.83
AV	5.1958G	112.35	Inf	-Inf	5.02	3	Vertical	31	1.65	-	107.33	31.78	7.09	33.85
AV	5.35G	46.66	54.00	-7.34	5.25	3	Vertical	31	1.65	-	41.41	31.84	7.29	33.88
PK	5.1496G	71.21	74.00	-2.79	4.97	3	Vertical	31	1.65	-	66.24	31.76	7.04	33.83
PK	5.1988G	124.55	Inf	-Inf	5.03	3	Vertical	31	1.65	-	119.52	31.78	7.10	33.85
PK	5.35G	57.76	74.00	-16.24	5.25	3	Vertical	31	1.65	-	52.51	31.84	7.29	33.88

802.11ax HEW20-BF_Nss1,(MCS0)_2TX

5200MHz_TX

19/02/2020

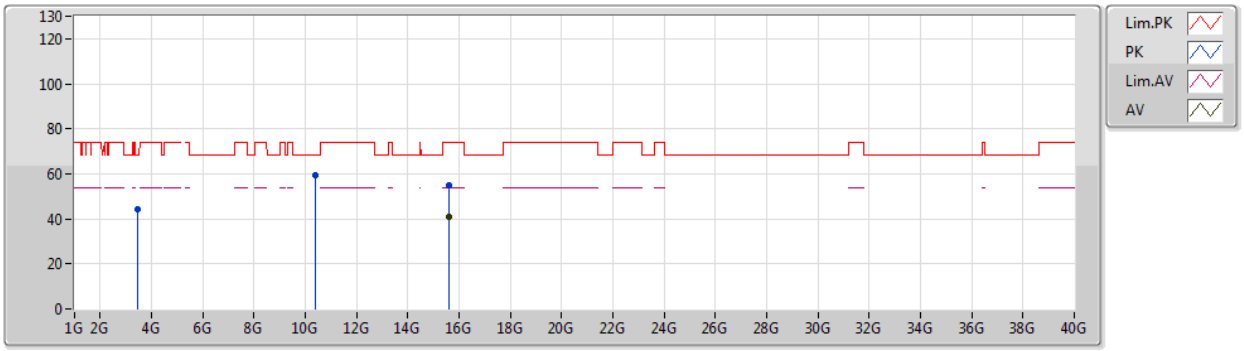

Type	Freq	Level	Limit	Margin	Factor	Dist	Condition	Azimuth	Height	Comment	Raw	AF	CL	PA
	(Hz)	(dBuV/m)	(dBuV/m)	(dB)	(dB)	(m)		(°)	(m)		(dBuV)	(dB)	(dB)	(dB)
AV	15.59562G	40.69	54.00	-13.31	-1.55	3	Vertical	59	2.19	-	42.24	38.60	12.90	53.05
PK	3.4667G	44.11	68.20	-24.09	-16.80	3	Vertical	341	1.48	-	60.91	28.78	5.65	51.23
PK	10.40162G	59.61	68.20	-8.59	-4.69	3	Vertical	101	1.91	-	64.30	39.42	10.34	54.45
PK	15.58818G	55.16	74.00	-18.84	-1.53	3	Vertical	59	2.19	-	56.69	38.62	12.89	53.04

802.11ax HEW20-BF_Nss1,(MCS0)_2TX

5200MHz_TX

19/02/2020

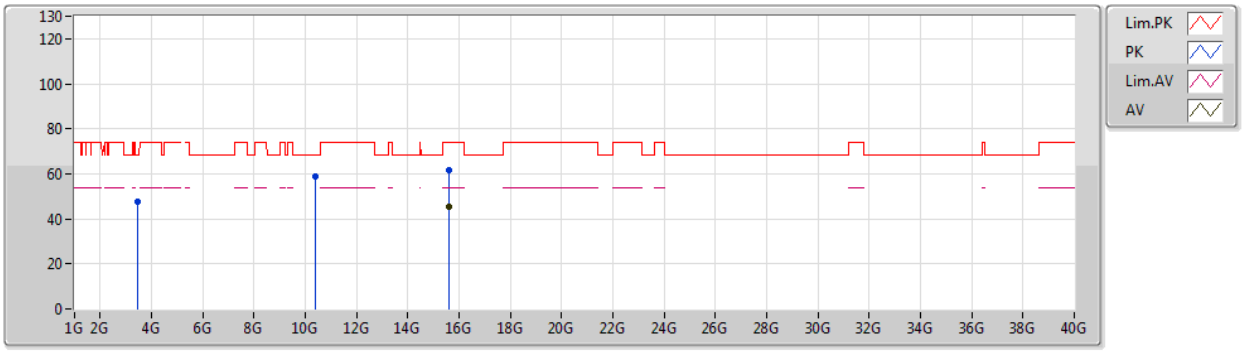

Type	Freq	Level	Limit	Margin	Factor	Dist	Condition	Azimuth	Height	Comment	Raw	AF	CL	PA
	(Hz)	(dBuV/m)	(dBuV/m)	(dB)	(dB)	(m)		(°)	(m)		(dBuV)	(dB)	(dB)	(dB)
AV	15.60696G	45.48	54.00	-8.52	-1.59	3	Horizontal	336	1.48	-	47.07	38.55	12.92	53.06
PK	3.46671G	47.65	68.20	-20.55	-16.80	3	Horizontal	335	1.50	-	64.45	28.78	5.65	51.23
PK	10.40138G	58.63	68.20	-9.57	-4.69	3	Horizontal	62	1.68	-	63.32	39.42	10.34	54.45
PK	15.6078G	61.79	74.00	-12.21	-1.59	3	Horizontal	336	1.48	-	63.38	38.55	12.92	53.06

802.11ax HEW20-BF_Nss1,(MCS0)_2TX

5240MHz_TX

19/02/2020

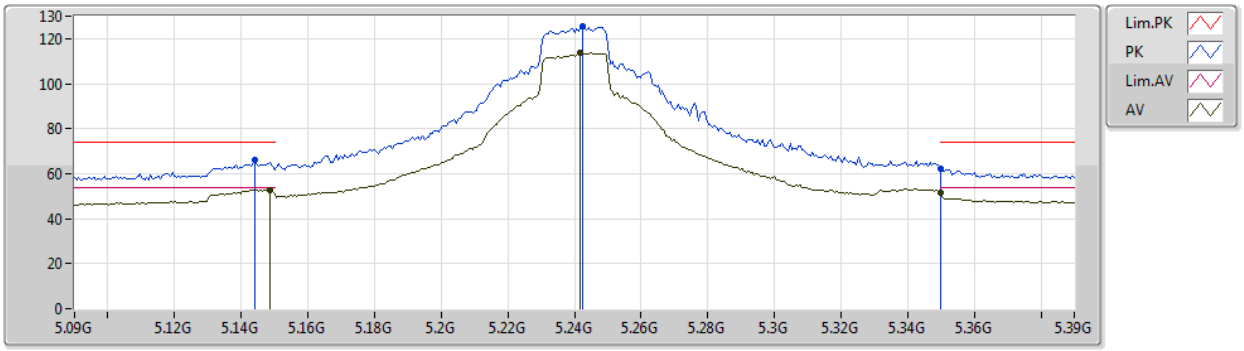

Type	Freq	Level	Limit	Margin	Factor	Dist	Condition	Azimuth	Height	Comment	Raw	AF	CL	PA
	(Hz)	(dBuV/m)	(dBuV/m)	(dB)	(dB)	(m)		(°)	(m)		(dBuV)	(dB)	(dB)	(dB)
AV	5.1488G	52.73	54.00	-1.27	4.96	3	Vertical	354	1.49	-	47.77	31.76	7.03	33.83
AV	5.2418G	113.76	Inf	-Inf	5.09	3	Vertical	354	1.49	-	108.67	31.80	7.15	33.86
AV	5.35G	51.55	54.00	-2.45	5.24	3	Vertical	354	1.49	-	46.31	31.84	7.29	33.89
PK	5.144G	65.99	74.00	-8.01	4.96	3	Vertical	354	1.49	-	61.03	31.76	7.03	33.83
PK	5.2424G	125.50	Inf	-Inf	5.09	3	Vertical	354	1.49	-	120.41	31.80	7.15	33.86
PK	5.35G	62.44	74.00	-11.56	5.24	3	Vertical	354	1.49	-	57.20	31.84	7.29	33.89

802.11ax HEW20-BF_Nss1,(MCS0)_2TX

5240MHz_TX

19/02/2020

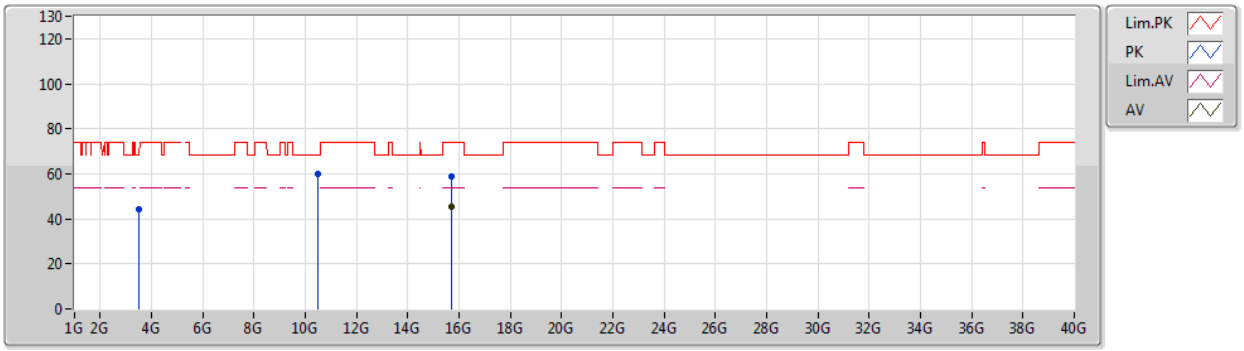

Type	Freq	Level	Limit	Margin	Factor	Dist	Condition	Azimuth	Height	Comment	Raw	AF	CL	PA
	(Hz)	(dBuV/m)	(dBuV/m)	(dB)	(dB)	(m)		(°)	(m)		(dBuV)	(dB)	(dB)	(dB)
AV	15.7194G	45.29	54.00	-8.71	-1.95	3	Vertical	27	1.58	-	47.24	38.14	13.10	53.19
PK	3.4933G	44.29	68.20	-23.91	-16.78	3	Vertical	343	1.55	-	61.07	28.80	5.66	51.24
PK	10.48162G	59.80	68.20	-8.40	-4.54	3	Vertical	85	2.05	-	64.34	39.53	10.35	54.42
PK	15.71958G	59.01	74.00	-14.99	-1.95	3	Vertical	27	1.58	-	60.96	38.14	13.10	53.19

802.11ax HEW20-BF_Nss1,(MCS0)_2TX

5240MHz_TX

19/02/2020

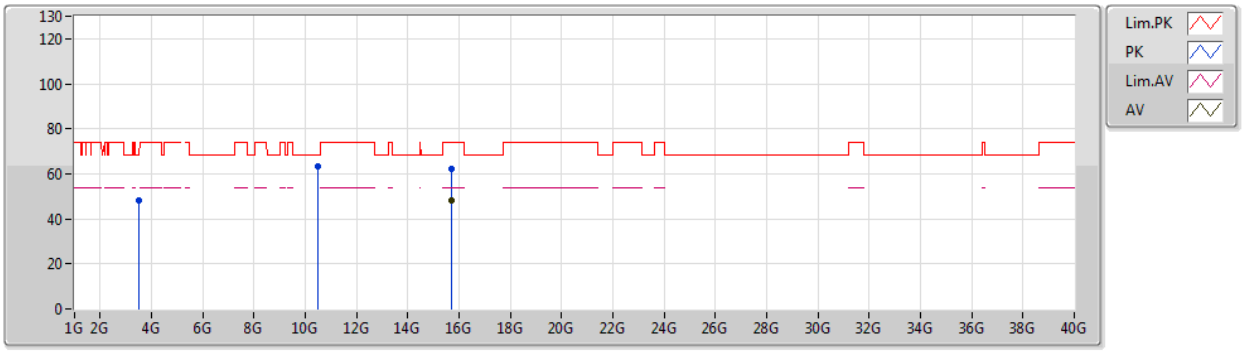

Type	Freq	Level	Limit	Margin	Factor	Dist	Condition	Azimuth	Height	Comment	Raw	AF	CL	PA
	(Hz)	(dBuV/m)	(dBuV/m)	(dB)	(dB)	(m)		(°)	(m)		(dBuV)	(dB)	(dB)	(dB)
AV	15.71982G	47.95	54.00	-6.05	-1.95	3	Horizontal	50	1.49	-	49.90	38.14	13.10	53.19
PK	3.49337G	48.36	68.20	-19.84	-16.78	3	Horizontal	339	1.80	-	65.14	28.80	5.66	51.24
PK	10.48156G	63.23	68.20	-4.97	-4.54	3	Horizontal	62	1.56	-	67.77	39.53	10.35	54.42
PK	15.71196G	61.94	74.00	-12.06	-1.93	3	Horizontal	50	1.49	-	63.87	38.17	13.08	53.18

802.11ax HEW20-BF_Nss1,(MCS0)_2TX

5260MHz_TX

19/02/2020

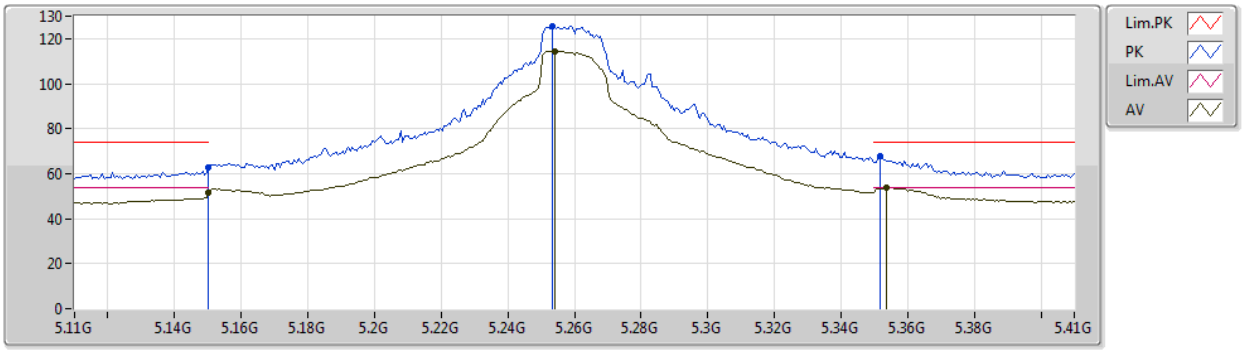

Type	Freq	Level	Limit	Margin	Factor	Dist	Condition	Azimuth	Height	Comment	Raw	AF	CL	PA
	(Hz)	(dBuV/m)	(dBuV/m)	(dB)	(dB)	(m)		(°)	(m)		(dBuV)	(dB)	(dB)	(dB)
AV	5.15G	51.56	54.00	-2.44	4.97	3	Vertical	311	1.66	-	46.59	31.76	7.04	33.83
AV	5.254G	114.24	Inf	-Inf	5.11	3	Vertical	311	1.66	-	109.13	31.80	7.17	33.86
AV	5.3536G	53.78	54.00	-0.22	5.24	3	Vertical	311	1.66	-	48.54	31.84	7.29	33.89
PK	5.15G	62.54	74.00	-11.46	4.97	3	Vertical	311	1.66	-	57.57	31.76	7.04	33.83
PK	5.2534G	125.51	Inf	-Inf	5.11	3	Vertical	311	1.66	-	120.40	31.80	7.17	33.86
PK	5.3518G	67.80	74.00	-6.20	5.24	3	Vertical	311	1.66	-	62.56	31.84	7.29	33.89

802.11ax HEW20-BF_Nss1,(MCS0)_2TX

5260MHz_TX

19/02/2020

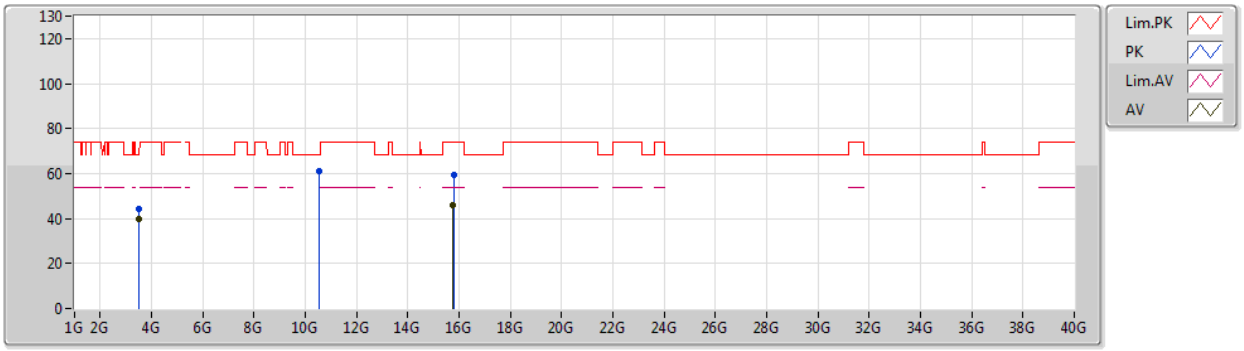

Type	Freq	Level	Limit	Margin	Factor	Dist	Condition	Azimuth	Height	Comment	Raw	AF	CL	PA
	(Hz)	(dBuV/m)	(dBuV/m)	(dB)	(dB)	(m)		(°)	(m)		(dBuV)	(dB)	(dB)	(dB)
AV	3.50671G	39.67	54.00	-14.33	-16.75	3	Vertical	340	1.33	-	56.42	28.81	5.68	51.24
AV	15.77838G	45.78	54.00	-8.22	-2.14	3	Vertical	28	1.44	-	47.92	37.92	13.19	53.25
PK	3.50666G	44.24	74.00	-29.76	-16.75	3	Vertical	340	1.33	-	60.99	28.81	5.68	51.24
PK	10.52624G	61.08	68.20	-7.12	-4.48	3	Vertical	90	1.95	-	65.56	39.58	10.36	54.42
PK	15.78498G	59.64	74.00	-14.36	-2.16	3	Vertical	28	1.44	-	61.80	37.90	13.20	53.26

802.11ax HEW20-BF_Nss1,(MCS0)_2TX

5260MHz_TX

19/02/2020

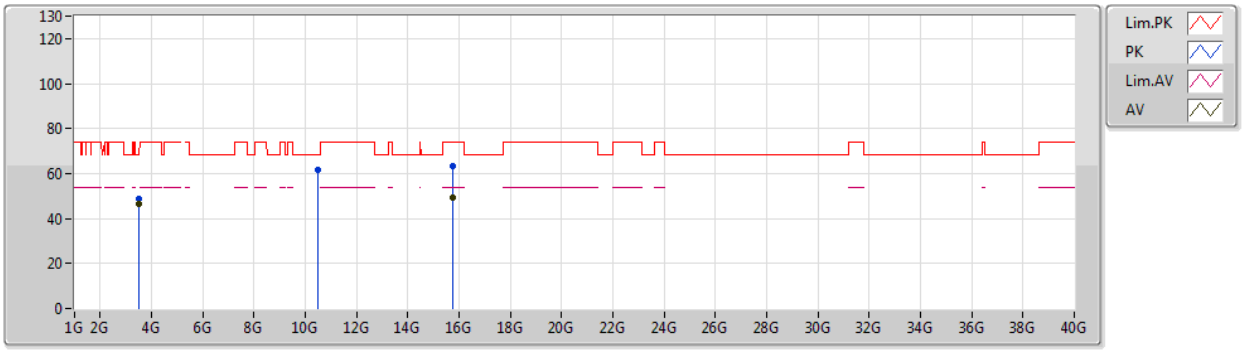

Type	Freq	Level	Limit	Margin	Factor	Dist	Condition	Azimuth	Height	Comment	Raw	AF	CL	PA
	(Hz)	(dBuV/m)	(dBuV/m)	(dB)	(dB)	(m)		(°)	(m)		(dBuV)	(dB)	(dB)	(dB)
AV	3.50669G	46.60	54.00	-7.40	-16.75	3	Horizontal	336	1.49	-	63.35	28.81	5.68	51.24
AV	15.77004G	49.23	54.00	-4.77	-2.11	3	Horizontal	332	1.45	-	51.34	37.95	13.18	53.24
PK	3.50669G	48.94	74.00	-25.06	-16.75	3	Horizontal	336	1.49	-	65.69	28.81	5.68	51.24
PK	10.5107G	61.83	68.20	-6.37	-4.50	3	Horizontal	65	1.62	-	66.33	39.56	10.35	54.41
PK	15.76716G	63.28	74.00	-10.72	-2.11	3	Horizontal	332	1.45	-	65.39	37.96	13.17	53.24

802.11ax HEW20-BF_Nss1,(MCS0)_2TX

5300MHz_TX

19/02/2020

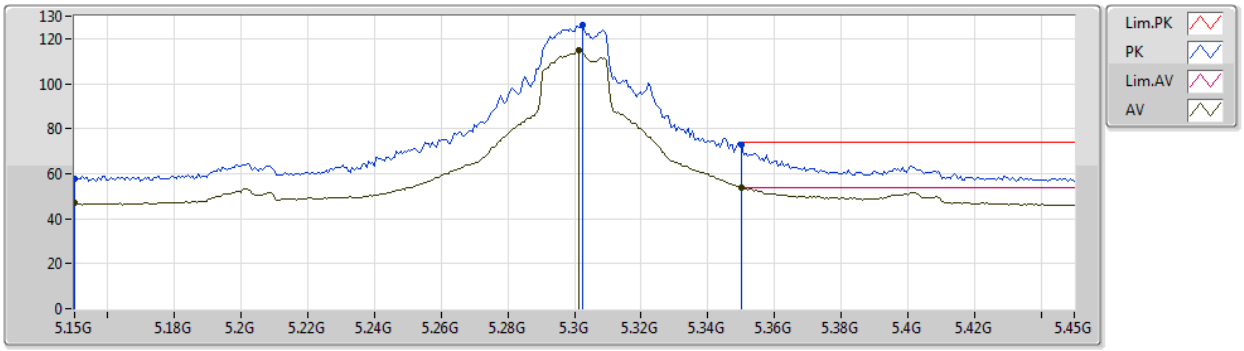

Type	Freq	Level	Limit	Margin	Factor	Dist	Condition	Azimuth	Height	Comment	Raw	AF	CL	PA
	(Hz)	(dBuV/m)	(dBuV/m)	(dB)	(dB)	(m)		(°)	(m)		(dBuV)	(dB)	(dB)	(dB)
AV	5.15G	46.79	54.00	-7.21	4.96	3	Vertical	25	1.61	-	41.83	31.76	7.04	33.84
AV	5.3012G	114.81	Inf	-Inf	5.18	3	Vertical	25	1.61	-	109.63	31.82	7.23	33.87
AV	5.35G	53.84	54.00	-0.16	5.24	3	Vertical	25	1.61	-	48.60	31.84	7.29	33.89
PK	5.15G	57.61	74.00	-16.39	4.96	3	Vertical	25	1.61	-	52.65	31.76	7.04	33.84
PK	5.3024G	126.02	Inf	-Inf	5.18	3	Vertical	25	1.61	-	120.84	31.82	7.23	33.87
PK	5.35G	72.89	74.00	-1.11	5.24	3	Vertical	25	1.61	-	67.65	31.84	7.29	33.89

802.11ax HEW20-BF_Nss1,(MCS0)_2TX

5300MHz_TX

19/02/2020

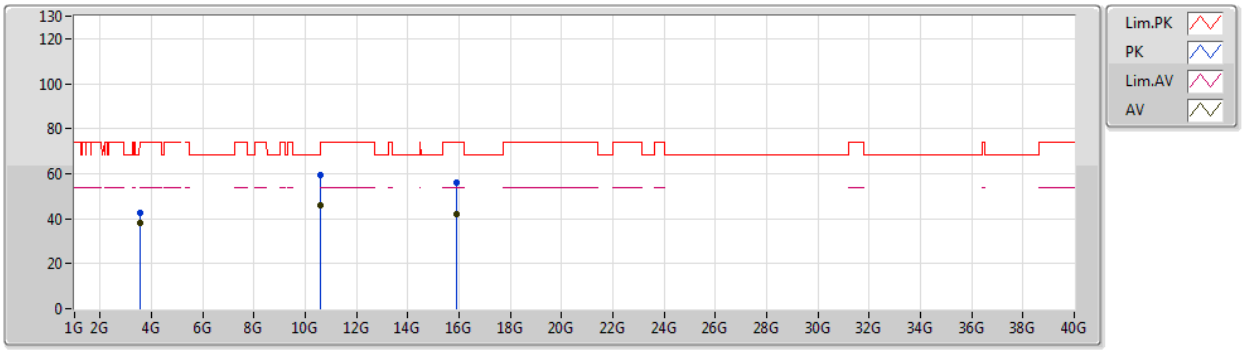

Type	Freq	Level	Limit	Margin	Factor	Dist	Condition	Azimuth	Height	Comment	Raw	AF	CL	PA
	(Hz)	(dBuV/m)	(dBuV/m)	(dB)	(dB)	(m)		(°)	(m)		(dBuV)	(dB)	(dB)	(dB)
AV	3.53336G	38.07	54.00	-15.93	-16.64	3	Vertical	339	1.39	-	54.71	28.86	5.74	51.24
AV	10.60054G	45.83	54.00	-8.17	-4.38	3	Vertical	75	1.50	-	50.21	39.68	10.37	54.43
AV	15.88956G	42.29	54.00	-11.71	-2.51	3	Vertical	27	1.56	-	44.80	37.51	13.36	53.38
PK	3.5334G	42.55	74.00	-31.45	-16.64	3	Vertical	339	1.39	-	59.19	28.86	5.74	51.24
PK	10.60072G	59.24	74.00	-14.76	-4.38	3	Vertical	75	1.50	-	63.62	39.68	10.37	54.43
PK	15.88914G	56.25	74.00	-17.75	-2.51	3	Vertical	27	1.56	-	58.76	37.51	13.36	53.38

802.11ax HEW20-BF_Nss1,(MCS0)_2TX

5300MHz_TX

19/02/2020

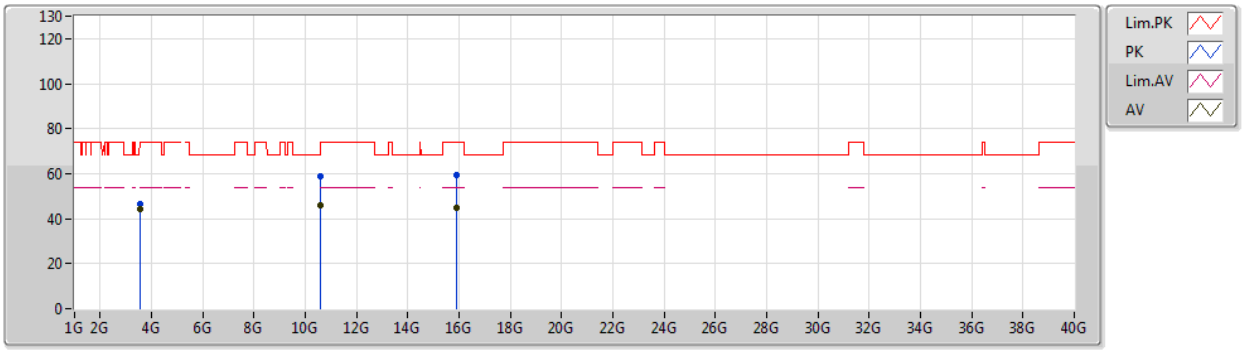

Type	Freq	Level	Limit	Margin	Factor	Dist	Condition	Azimuth	Height	Comment	Raw	AF	CL	PA
	(Hz)	(dBuV/m)	(dBuV/m)	(dB)	(dB)	(m)		(°)	(m)		(dBuV)	(dB)	(dB)	(dB)
AV	3.53335G	44.14	54.00	-9.86	-16.64	3	Horizontal	352	1.60	-	60.78	28.86	5.74	51.24
AV	10.60012G	45.93	54.00	-8.07	-4.38	3	Horizontal	18	1.49	-	50.31	39.68	10.37	54.43
AV	15.90006G	44.92	54.00	-9.08	-2.54	3	Horizontal	329	1.49	-	47.46	37.47	13.38	53.39
PK	3.53331G	46.66	74.00	-27.34	-16.64	3	Horizontal	352	1.60	-	63.30	28.86	5.74	51.24
PK	10.60006G	58.90	74.00	-15.10	-4.38	3	Horizontal	18	1.49	-	63.28	39.68	10.37	54.43
PK	15.90216G	59.57	74.00	-14.43	-2.55	3	Horizontal	329	1.49	-	62.12	37.46	13.38	53.39

802.11ax HEW20-BF_Nss1,(MCS0)_2TX

5320MHz_TX

19/02/2020

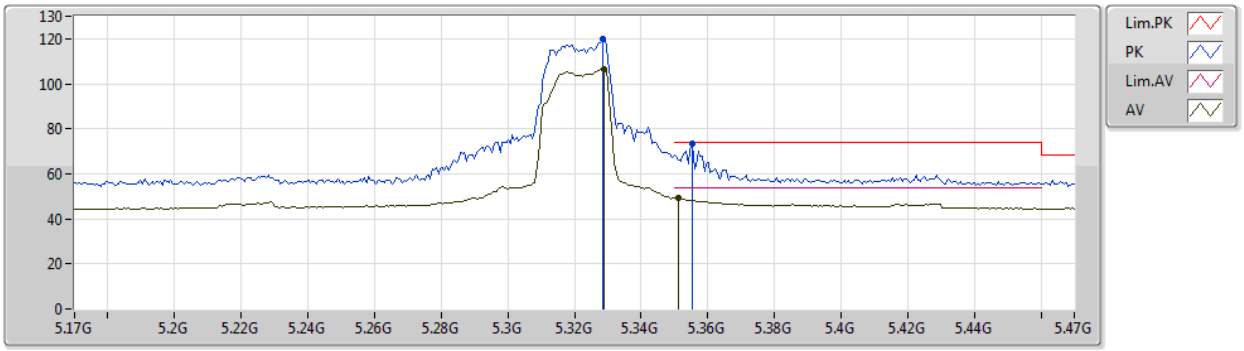

Type	Freq	Level	Limit	Margin	Factor	Dist	Condition	Azimuth	Height	Comment	Raw	AF	CL	PA
	(Hz)	(dBuV/m)	(dBuV/m)	(dB)	(dB)	(m)		(°)	(m)		(dBuV)	(dB)	(dB)	(dB)
AV	5.329G	106.70	Inf	-Inf	5.21	3	Vertical	177	1.49	-	101.49	31.83	7.26	33.88
AV	5.3512G	49.59	54.00	-4.41	5.24	3	Vertical	177	1.49	-	44.35	31.84	7.29	33.89
PK	5.3284G	120.15	Inf	-Inf	5.21	3	Vertical	177	1.49	-	114.94	31.83	7.26	33.88
PK	5.3554G	73.31	74.00	-0.69	5.24	3	Vertical	177	1.49	-	68.07	31.84	7.29	33.89

802.11ax HEW20-BF_Nss1,(MCS0)_2TX

5320MHz_TX

19/02/2020

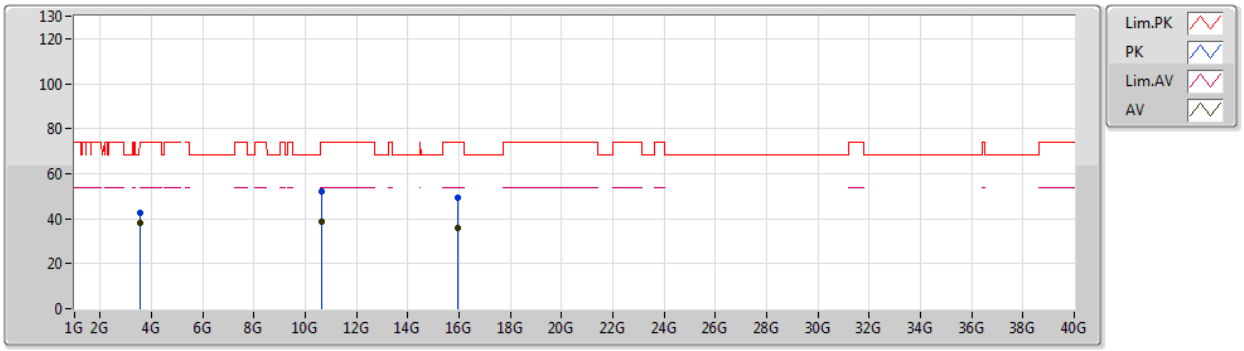

Type	Freq	Level	Limit	Margin	Factor	Dist	Condition	Azimuth	Height	Comment	Raw	AF	CL	PA
	(Hz)	(dBuV/m)	(dBuV/m)	(dB)	(dB)	(m)		(°)	(m)		(dBuV)	(dB)	(dB)	(dB)
AV	3.54669G	38.28	54.00	-15.72	-16.59	3	Vertical	337	1.15	-	54.87	28.88	5.77	51.24
AV	10.63034G	38.49	54.00	-15.51	-4.34	3	Vertical	49	1.65	-	42.83	39.72	10.38	54.44
AV	15.9495G	35.94	54.00	-18.06	-2.69	3	Vertical	0	1.49	-	38.63	37.29	13.46	53.44
PK	3.54667G	42.41	74.00	-31.59	-16.59	3	Vertical	337	1.15	-	59.00	28.88	5.77	51.24
PK	10.6259G	51.89	74.00	-22.11	-4.35	3	Vertical	49	1.65	-	56.24	39.71	10.38	54.44
PK	15.94848G	49.15	74.00	-24.85	-2.69	3	Vertical	0	1.49	-	51.84	37.29	13.46	53.44

802.11ax HEW20-BF_Nss1,(MCS0)_2TX

5320MHz_TX

19/02/2020

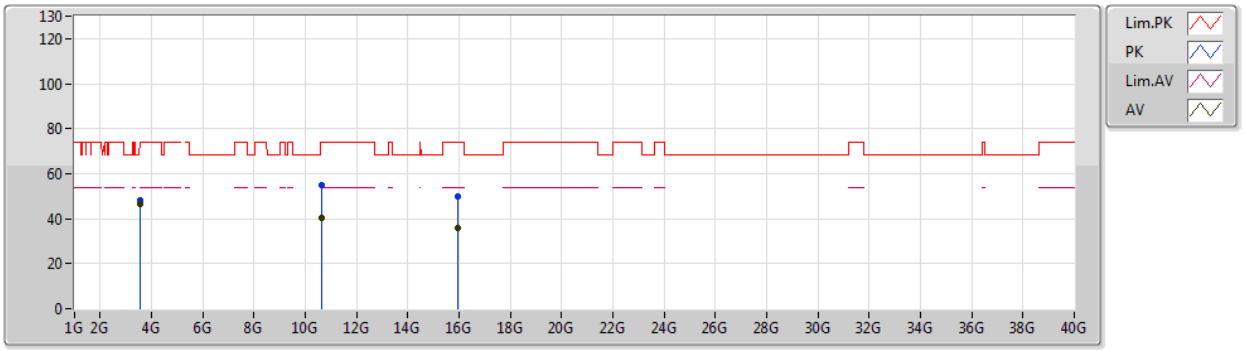

Type	Freq	Level	Limit	Margin	Factor	Dist	Condition	Azimuth	Height	Comment	Raw	AF	CL	PA
	(Hz)	(dBuV/m)	(dBuV/m)	(dB)	(dB)	(m)		(°)	(m)		(dBuV)	(dB)	(dB)	(dB)
AV	3.54669G	46.45	54.00	-7.55	-16.59	3	Horizontal	338	1.76	-	63.04	28.88	5.77	51.24
AV	10.64072G	40.36	54.00	-13.64	-4.33	3	Horizontal	68	2.99	-	44.69	39.73	10.38	54.44
AV	15.9531G	35.95	54.00	-18.05	-2.72	3	Horizontal	332	1.48	-	38.67	37.27	13.46	53.45
PK	3.54671G	48.38	74.00	-25.62	-16.59	3	Horizontal	338	1.76	-	64.97	28.88	5.77	51.24
PK	10.64252G	54.97	74.00	-19.03	-4.32	3	Horizontal	68	2.99	-	59.29	39.74	10.38	54.44
PK	15.96402G	49.63	74.00	-24.37	-2.75	3	Horizontal	332	1.48	-	52.38	37.23	13.48	53.46

802.11ax HEW20-BF_Nss1,(MCS0)_2TX

5500MHz_TX

19/02/2020

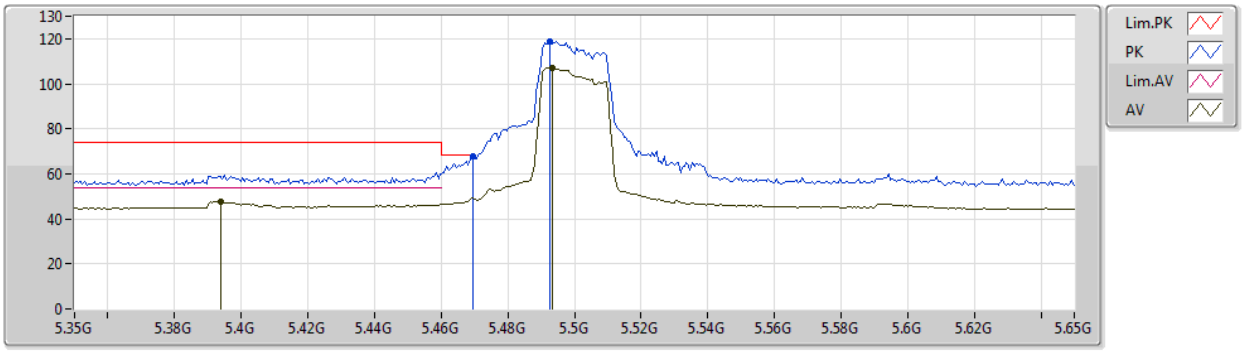

Type	Freq	Level	Limit	Margin	Factor	Dist	Condition	Azimuth	Height	Comment	Raw	AF	CL	PA
	(Hz)	(dBuV/m)	(dBuV/m)	(dB)	(dB)	(m)		(°)	(m)		(dBuV)	(dB)	(dB)	(dB)
AV	5.3938G	47.78	54.00	-6.22	5.30	3	Vertical	209	1.48	-	42.48	31.86	7.34	33.90
AV	5.4934G	106.92	Inf	-Inf	5.45	3	Vertical	209	1.48	-	101.47	31.90	7.47	33.92
PK	5.4694G	67.69	68.20	-0.51	5.42	3	Vertical	209	1.48	-	62.27	31.89	7.44	33.91
PK	5.4928G	119.02	Inf	-Inf	5.45	3	Vertical	209	1.48	-	113.57	31.90	7.47	33.92

802.11ax HEW20-BF_Nss1,(MCS0)_2TX

5500MHz_TX

19/02/2020

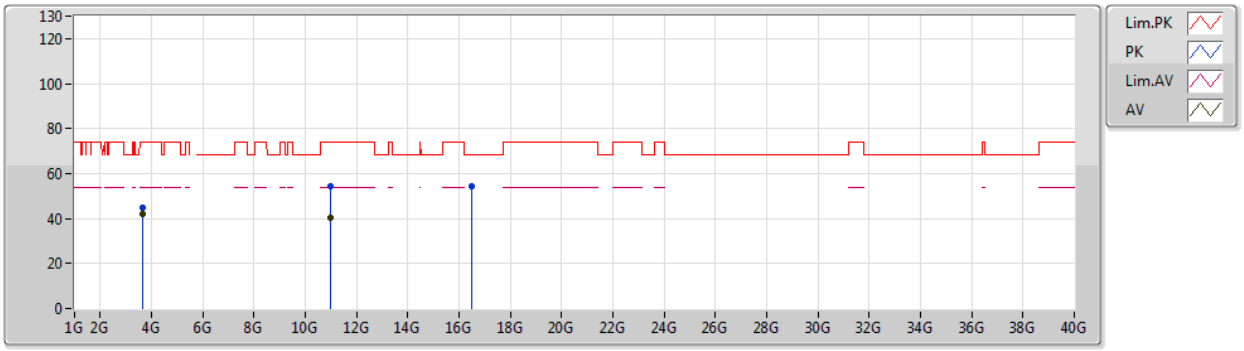

Type	Freq	Level	Limit	Margin	Factor	Dist	Condition	Azimuth	Height	Comment	Raw	AF	CL	PA
	(Hz)	(dBuV/m)	(dBuV/m)	(dB)	(dB)	(m)		(°)	(m)		(dBuV)	(dB)	(dB)	(dB)
AV	3.66668G	41.88	54.00	-12.12	-16.09	3	Vertical	324	2.78	-	57.97	29.10	6.04	51.23
AV	11.00084G	40.47	54.00	-13.53	6.80	3	Vertical	96	1.87	-	33.67	40.20	10.44	43.84
PK	3.66663G	44.99	74.00	-29.01	-16.09	3	Vertical	324	2.78	-	61.08	29.10	6.04	51.23
PK	11.00036G	54.08	74.00	-19.92	6.80	3	Vertical	96	1.87	-	47.28	40.20	10.44	43.84
PK	16.48578G	54.12	68.20	-14.08	10.28	3	Vertical	326	2.64	-	43.84	38.51	13.69	41.92

802.11ax HEW20-BF_Nss1,(MCS0)_2TX

5500MHz_TX

19/02/2020

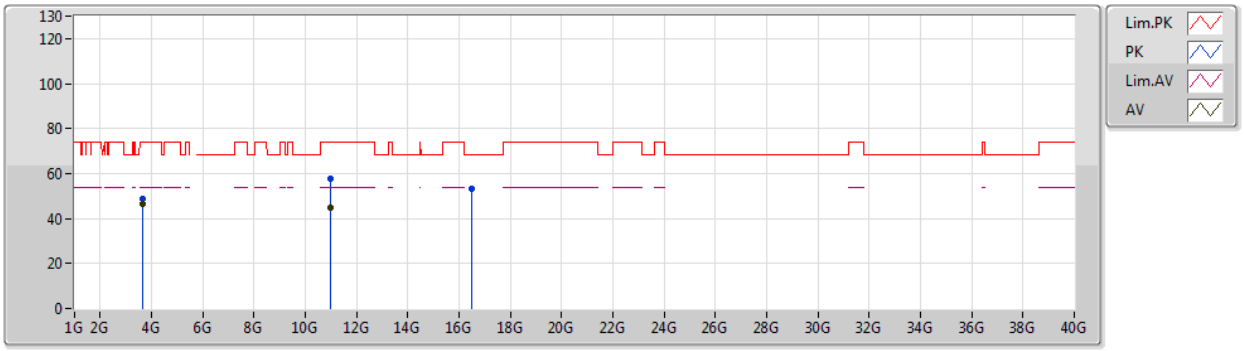

Type	Freq	Level	Limit	Margin	Factor	Dist	Condition	Azimuth	Height	Comment	Raw	AF	CL	PA
	(Hz)	(dBuV/m)	(dBuV/m)	(dB)	(dB)	(m)		(°)	(m)		(dBuV)	(dB)	(dB)	(dB)
AV	3.66669G	46.56	54.00	-7.44	-16.09	3	Horizontal	24	1.59	-	62.65	29.10	6.04	51.23
AV	11.00066G	44.92	54.00	-9.08	6.80	3	Horizontal	12	1.89	-	38.12	40.20	10.44	43.84
PK	3.66667G	48.65	74.00	-25.35	-16.09	3	Horizontal	24	1.59	-	64.74	29.10	6.04	51.23
PK	10.99946G	57.64	74.00	-16.36	6.80	3	Horizontal	12	1.89	-	50.84	40.20	10.44	43.84
PK	16.49712G	53.48	68.20	-14.72	10.33	3	Horizontal	4	1.38	-	43.15	38.54	13.69	41.90

802.11ax HEW20-BF_Nss1,(MCS0)_2TX

5580MHz_TX

20/02/2020

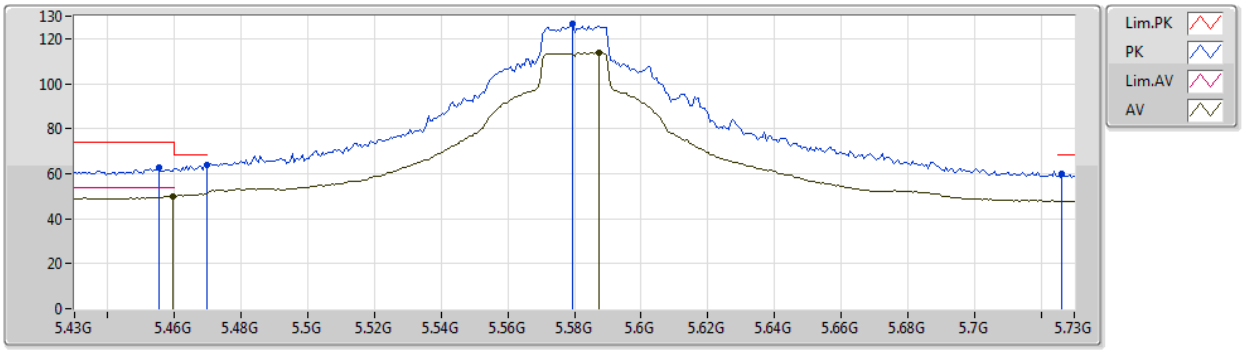

Type	Freq	Level	Limit	Margin	Factor	Dist	Condition	Azimuth	Height	Comment	Raw	AF	CL	PA
	(Hz)	(dBuV/m)	(dBuV/m)	(dB)	(dB)	(m)		(°)	(m)		(dBuV)	(dB)	(dB)	(dB)
AV	5.4594G	50.08	54.00	-3.92	5.40	3	Vertical	316	1.49	-	44.68	31.88	7.43	33.91
AV	5.5872G	113.84	Inf	-Inf	5.61	3	Vertical	316	1.49	-	108.23	32.02	7.53	33.94
PK	5.4552G	62.81	74.00	-11.19	5.39	3	Vertical	316	1.49	-	57.42	31.88	7.42	33.91
PK	5.4696G	63.90	68.20	-4.30	5.42	3	Vertical	316	1.49	-	58.48	31.89	7.44	33.91
PK	5.5794G	126.69	Inf	-Inf	5.60	3	Vertical	316	1.49	-	121.09	32.01	7.53	33.94
PK	5.7264G	59.93	68.20	-8.27	5.88	3	Vertical	316	1.49	-	54.05	32.22	7.62	33.96

802.11ax HEW20-BF_Nss1,(MCS0)_2TX

5580MHz_TX

20/02/2020

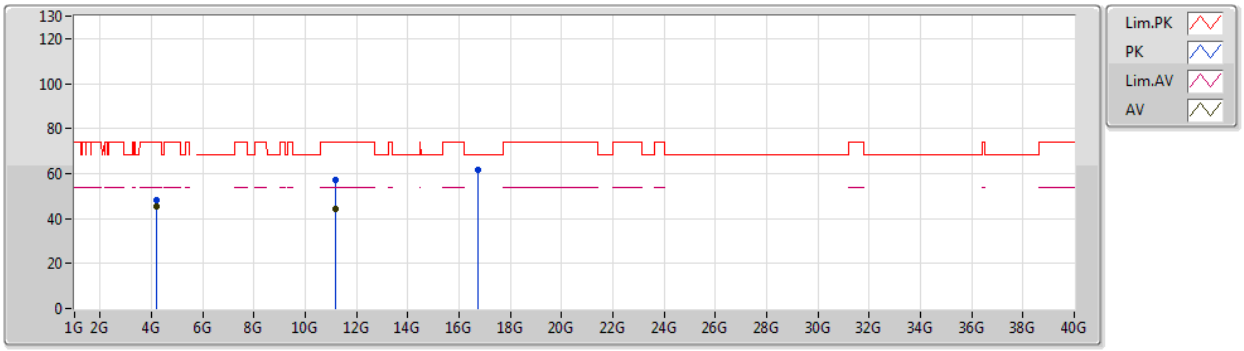

Type	Freq	Level	Limit	Margin	Factor	Dist	Condition	Azimuth	Height	Comment	Raw	AF	CL	PA
	(Hz)	(dBuV/m)	(dBuV/m)	(dB)	(dB)	(m)		(°)	(m)		(dBuV)	(dB)	(dB)	(dB)
AV	4.18509G	45.11	54.00	-8.89	-14.35	3	Vertical	325	1.50	-	59.46	30.11	6.76	51.22
AV	11.16186G	44.08	54.00	-9.92	6.71	3	Vertical	46	1.58	-	37.37	40.01	10.52	43.82
PK	4.18501G	47.95	74.00	-26.05	-14.35	3	Vertical	325	1.50	-	62.30	30.11	6.76	51.22
PK	11.1675G	57.08	74.00	-16.92	6.70	3	Vertical	46	1.58	-	50.38	40.00	10.52	43.82
PK	16.73862G	61.77	68.20	-6.43	11.36	3	Vertical	337	1.78	-	50.41	39.24	13.76	41.64

802.11ax HEW20-BF_Nss1,(MCS0)_2TX

5580MHz_TX

20/02/2020

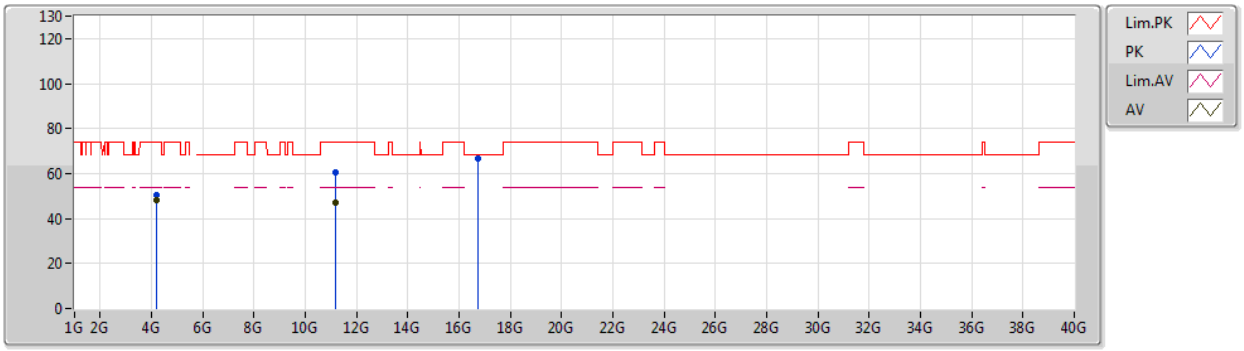

Type	Freq	Level	Limit	Margin	Factor	Dist	Condition	Azimuth	Height	Comment	Raw	AF	CL	PA
	(Hz)	(dBuV/m)	(dBuV/m)	(dB)	(dB)	(m)		(°)	(m)		(dBuV)	(dB)	(dB)	(dB)
AV	4.18506G	48.42	54.00	-5.58	-14.35	3	Horizontal	37	2.39	-	62.77	30.11	6.76	51.22
AV	11.16324G	46.81	54.00	-7.19	6.70	3	Horizontal	10	1.48	-	40.11	40.00	10.52	43.82
PK	4.18496G	50.58	74.00	-23.42	-14.35	3	Horizontal	37	2.39	-	64.93	30.11	6.76	51.22
PK	11.16738G	60.66	74.00	-13.34	6.70	3	Horizontal	10	1.48	-	53.96	40.00	10.52	43.82
PK	16.75164G	66.44	68.20	-1.76	11.43	3	Horizontal	356	1.49	-	55.01	39.28	13.77	41.62

802.11ax HEW20-BF_Nss1,(MCS0)_2TX

5700MHz_TX

19/02/2020

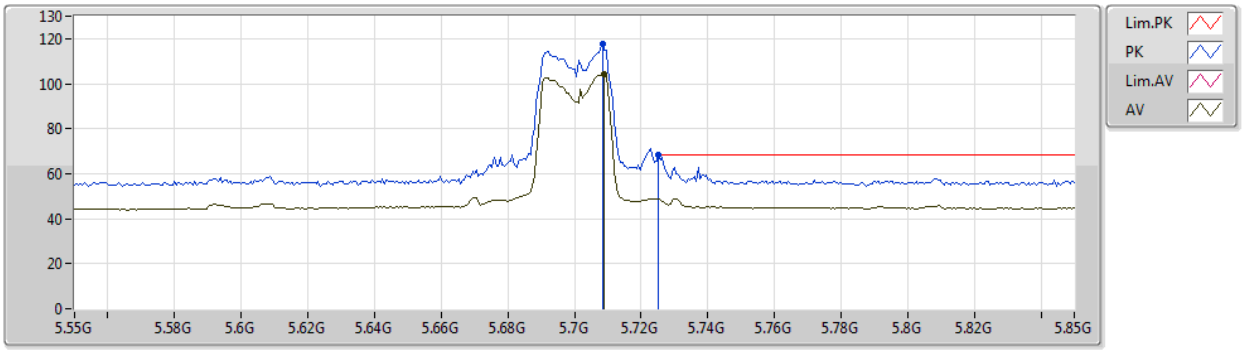

Type	Freq	Level	Limit	Margin	Factor	Dist	Condition	Azimuth	Height	Comment	Raw	AF	CL	PA
	(Hz)	(dBuV/m)	(dBuV/m)	(dB)	(dB)	(m)		(°)	(m)		(dBuV)	(dB)	(dB)	(dB)
AV	5.709G	104.20	Inf	-Inf	5.85	3	Vertical	191	1.48	-	98.35	32.19	7.61	33.95
PK	5.7084G	117.46	Inf	-Inf	5.85	3	Vertical	191	1.48	-	111.61	32.19	7.61	33.95
PK	5.7252G	68.10	68.20	-0.10	5.88	3	Vertical	191	1.48	-	62.22	32.22	7.62	33.96

802.11ax HEW20-BF_Nss1,(MCS0)_2TX

5700MHz_TX

19/02/2020

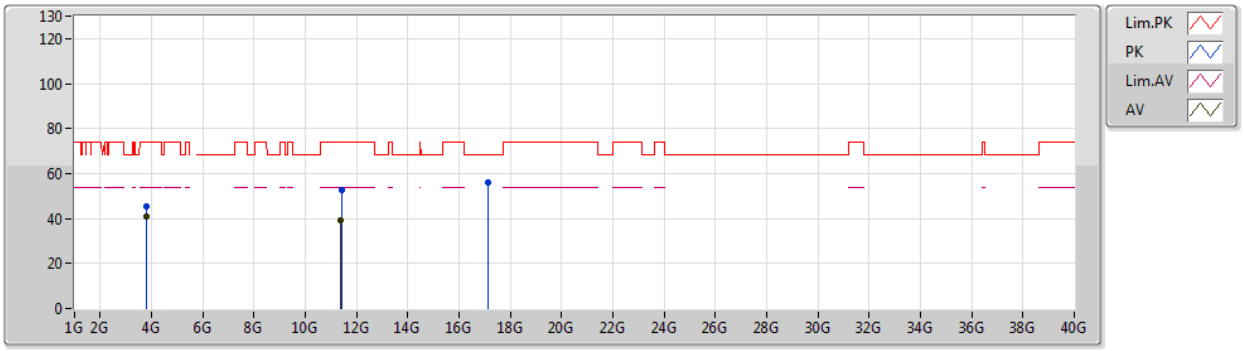

Type	Freq	Level	Limit	Margin	Factor	Dist	Condition	Azimuth	Height	Comment	Raw	AF	CL	PA
	(Hz)	(dBuV/m)	(dBuV/m)	(dB)	(dB)	(m)		(°)	(m)		(dBuV)	(dB)	(dB)	(dB)
AV	3.80006G	41.10	54.00	-12.90	-15.53	3	Vertical	147	1.30	-	56.63	29.34	6.35	51.22
AV	11.40054G	39.49	54.00	-14.51	6.57	3	Vertical	357	1.48	-	32.92	39.72	10.64	43.79
PK	3.80002G	45.48	74.00	-28.52	-15.53	3	Vertical	147	1.30	-	61.01	29.34	6.35	51.22
PK	11.4123G	52.61	74.00	-21.39	6.56	3	Vertical	357	1.48	-	46.05	39.71	10.64	43.79
PK	17.11134G	55.97	68.20	-12.23	13.18	3	Vertical	343	1.50	-	42.79	40.73	13.87	41.42

802.11ax HEW20-BF_Nss1,(MCS0)_2TX

5700MHz_TX

19/02/2020

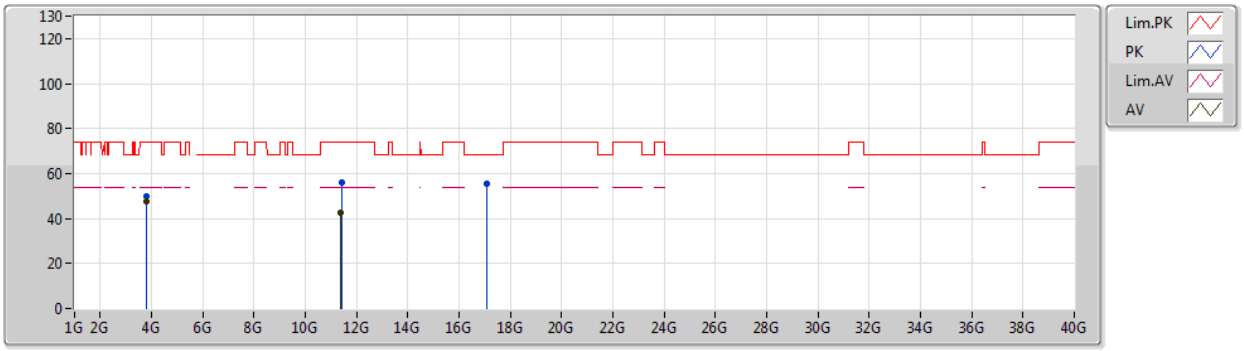

Type	Freq	Level	Limit	Margin	Factor	Dist	Condition	Azimuth	Height	Comment	Raw	AF	CL	PA
	(Hz)	(dBuV/m)	(dBuV/m)	(dB)	(dB)	(m)		(°)	(m)		(dBuV)	(dB)	(dB)	(dB)
AV	3.80003G	47.78	54.00	-6.22	-15.53	3	Horizontal	16	1.38	-	63.31	29.34	6.35	51.22
AV	11.40072G	42.44	54.00	-11.56	6.57	3	Horizontal	2	1.47	-	35.87	39.72	10.64	43.79
PK	3.80001G	49.94	74.00	-24.06	-15.53	3	Horizontal	16	1.38	-	65.47	29.34	6.35	51.22
PK	11.40276G	55.78	74.00	-18.22	6.57	3	Horizontal	2	1.47	-	49.21	39.72	10.64	43.79
PK	17.0997G	55.52	68.20	-12.68	13.12	3	Horizontal	339	1.49	-	42.40	40.66	13.87	41.41

802.11ax HEW20-BF_Nss1,(MCS0)_2TX

20/02/2020

5720MHz Straddle 5.47-5.725GHz_TX

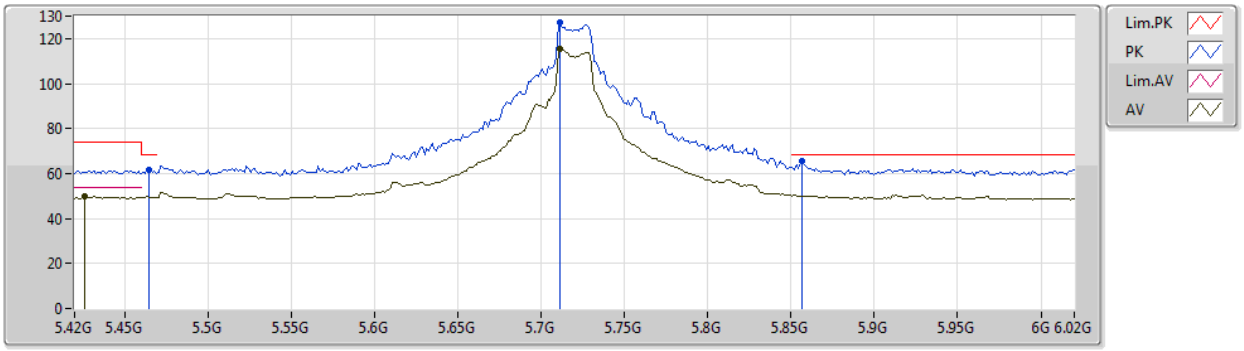

Type	Freq	Level	Limit	Margin	Factor	Dist	Condition	Azimuth	Height	Comment	Raw	AF	CL	PA
	(Hz)	(dBuV/m)	(dBuV/m)	(dB)	(dB)	(m)		(°)	(m)		(dBuV)	(dB)	(dB)	(dB)
AV	5.426G	49.70	54.00	-4.30	5.34	3	Vertical	328	1.77	-	44.36	31.87	7.38	33.91
AV	5.7116G	115.47	Inf	-Inf	5.86	3	Vertical	328	1.77	-	109.61	32.20	7.61	33.95
PK	5.4644G	61.68	68.20	-6.52	5.41	3	Vertical	328	1.77	-	56.27	31.89	7.43	33.91
PK	5.7116G	127.25	Inf	-Inf	5.86	3	Vertical	328	1.77	-	121.39	32.20	7.61	33.95
PK	5.8568G	65.62	68.20	-2.58	6.13	3	Vertical	328	1.77	-	59.49	32.40	7.71	33.98

802.11ax HEW20-BF_Nss1,(MCS0)_2TX

20/02/2020

5720MHz Straddle 5.47-5.725GHz_TX

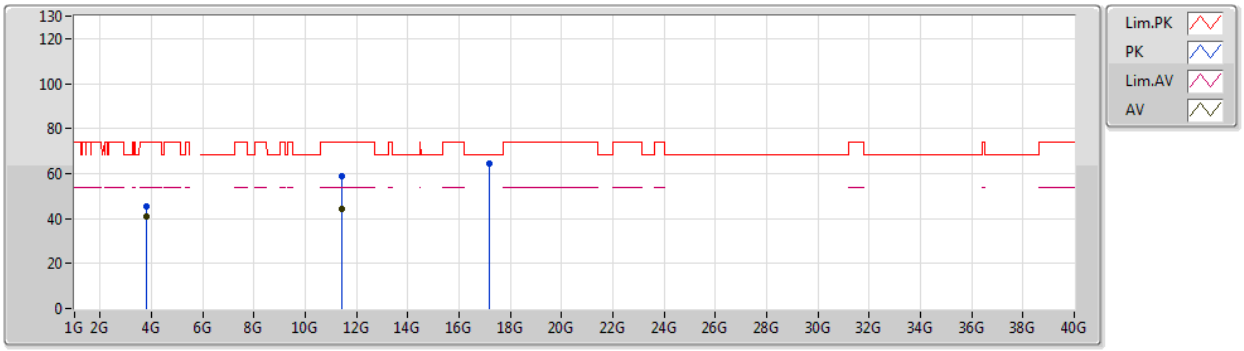

Type	Freq	Level	Limit	Margin	Factor	Dist	Condition	Azimuth	Height	Comment	Raw	AF	CL	PA
	(Hz)	(dBuV/m)	(dBuV/m)	(dB)	(dB)	(m)		(°)	(m)		(dBuV)	(dB)	(dB)	(dB)
AV	3.81334G	40.75	54.00	-13.25	-15.48	3	Vertical	146	1.31	-	56.23	29.36	6.38	51.22
AV	11.44372G	44.52	54.00	-9.48	6.54	3	Vertical	22	1.00	-	37.98	39.67	10.66	43.79
PK	3.8134G	45.53	74.00	-28.47	-15.48	3	Vertical	146	1.31	-	61.01	29.36	6.38	51.22
PK	11.44276G	58.93	74.00	-15.07	6.54	3	Vertical	22	1.00	-	52.39	39.67	10.66	43.79
PK	17.16222G	64.37	68.20	-3.83	13.51	3	Vertical	52	1.34	-	50.86	41.07	13.89	41.45

802.11ax HEW20-BF_Nss1,(MCS0)_2TX

20/02/2020

5720MHz Straddle 5.47-5.725GHz_TX

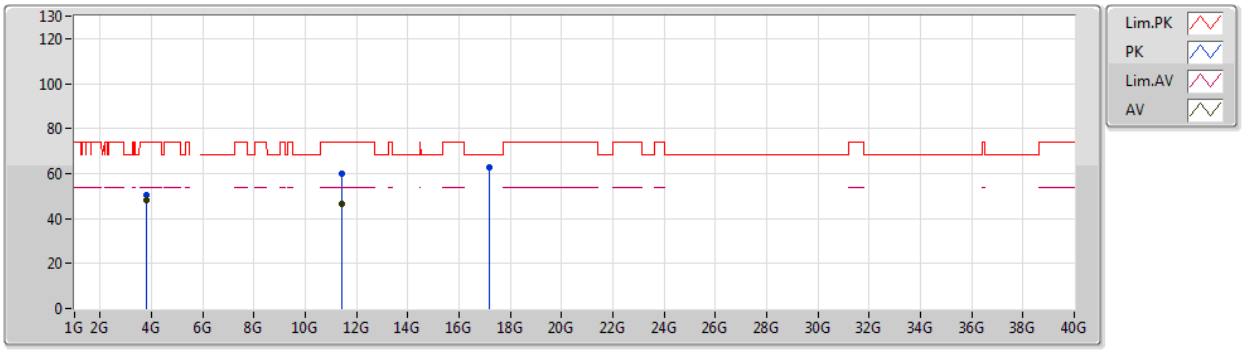

Type	Freq	Level	Limit	Margin	Factor	Dist	Condition	Azimuth	Height	Comment	Raw	AF	CL	PA
	(Hz)	(dBuV/m)	(dBuV/m)	(dB)	(dB)	(m)		(°)	(m)		(dBuV)	(dB)	(dB)	(dB)
AV	3.81336G	48.12	54.00	-5.88	-15.48	3	Horizontal	355	2.14	-	63.60	29.36	6.38	51.22
AV	11.44156G	46.46	54.00	-7.54	6.54	3	Horizontal	90	1.49	-	39.92	39.67	10.66	43.79
PK	3.8134G	50.36	74.00	-23.64	-15.48	3	Horizontal	355	2.14	-	65.84	29.36	6.38	51.22
PK	11.44144G	59.88	74.00	-14.12	6.54	3	Horizontal	90	1.49	-	53.34	39.67	10.66	43.79
PK	17.15616G	62.83	68.20	-5.37	13.47	3	Horizontal	102	2.06	-	49.36	41.03	13.89	41.45

802.11ax HEW20-BF_Nss1,(MCS0)_2TX

5745MHz_TX

20/02/2020

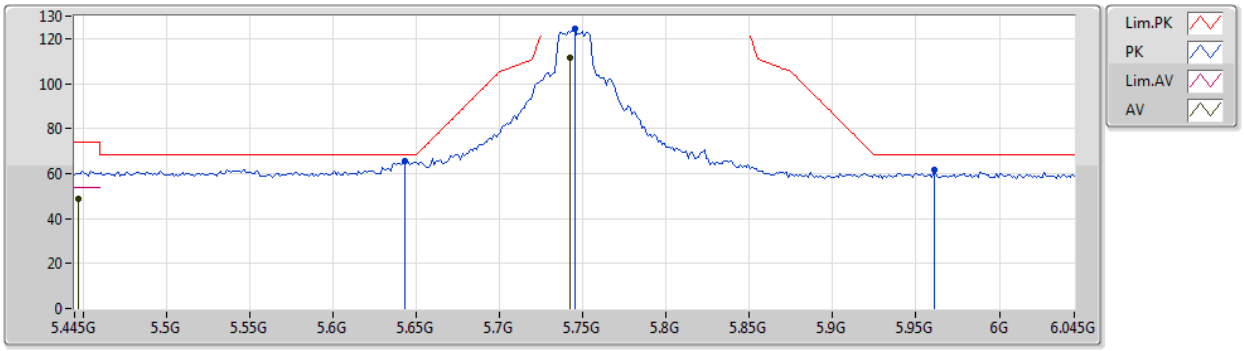

Type	Freq	Level	Limit	Margin	Factor	Dist	Condition	Azimuth	Height	Comment	Raw	AF	CL	PA
	(Hz)	(dBuV/m)	(dBuV/m)	(dB)	(dB)	(m)		(°)	(m)		(dBuV)	(dB)	(dB)	(dB)
AV	5.4474G	48.47	54.00	-5.53	5.38	3	Vertical	225	1.48	-	43.09	31.88	7.41	33.91
AV	5.7426G	111.67	Inf	-Inf	5.91	3	Vertical	225	1.48	-	105.76	32.24	7.63	33.96
PK	5.643G	65.30	68.20	-2.90	5.73	3	Vertical	225	1.48	-	59.57	32.10	7.57	33.94
PK	5.745G	124.55	Inf	-Inf	5.91	3	Vertical	225	1.48	-	118.64	32.24	7.63	33.96
PK	5.961G	61.41	68.20	-6.79	6.33	3	Vertical	225	1.48	-	55.08	32.55	7.77	33.99

802.11ax HEW20-BF_Nss1,(MCS0)_2TX

5745MHz_TX

20/02/2020

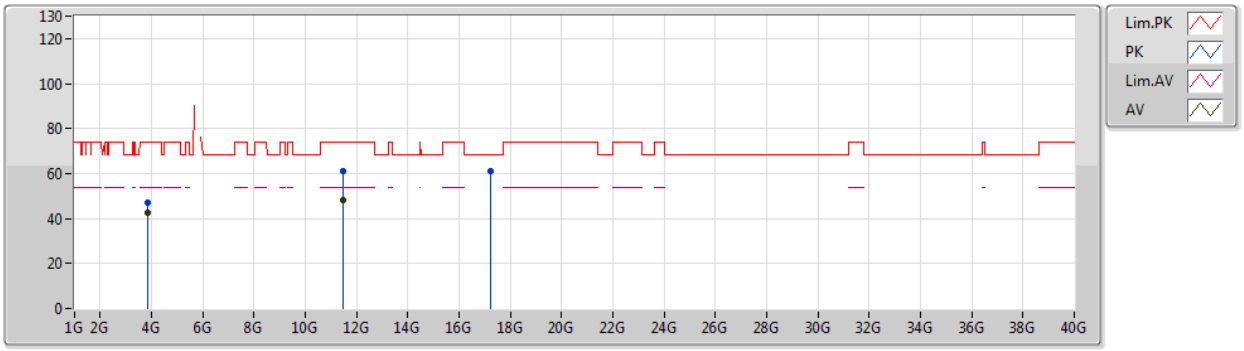

Type	Freq	Level	Limit	Margin	Factor	Dist	Condition	Azimuth	Height	Comment	Raw	AF	CL	PA
	(Hz)	(dBuV/m)	(dBuV/m)	(dB)	(dB)	(m)		(°)	(m)		(dBuV)	(dB)	(dB)	(dB)
AV	3.83002G	42.41	54.00	-11.59	-15.42	3	Vertical	358	2.91	-	57.83	29.39	6.41	51.22
AV	11.49192G	48.06	54.00	-5.94	6.51	3	Vertical	24	2.67	-	41.55	39.61	10.68	43.78
PK	3.82994G	46.93	74.00	-27.07	-15.42	3	Vertical	358	2.91	-	62.35	29.39	6.41	51.22
PK	11.4954G	60.96	74.00	-13.04	6.51	3	Vertical	24	2.67	-	54.45	39.61	10.68	43.78
PK	17.23836G	61.02	68.20	-7.18	13.98	3	Vertical	51	1.30	-	47.04	41.57	13.91	41.50

802.11ax HEW20-BF_Nss1,(MCS0)_2TX

5745MHz_TX

20/02/2020

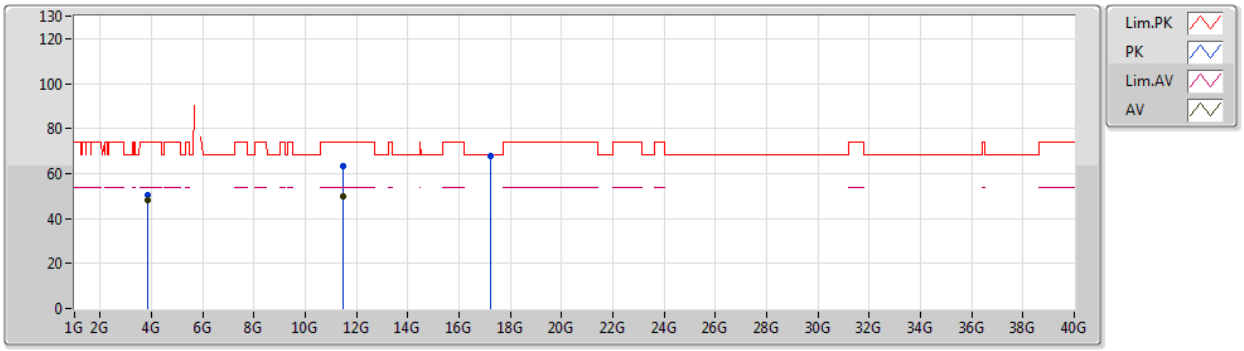

Type	Freq	Level	Limit	Margin	Factor	Dist	Condition	Azimuth	Height	Comment	Raw	AF	CL	PA
	(Hz)	(dBuV/m)	(dBuV/m)	(dB)	(dB)	(m)		(°)	(m)		(dBuV)	(dB)	(dB)	(dB)
AV	3.83004G	48.29	54.00	-5.71	-15.42	3	Horizontal	353	1.69	-	63.71	29.39	6.41	51.22
AV	11.49366G	50.14	54.00	-3.86	6.51	3	Horizontal	336	1.65	-	43.63	39.61	10.68	43.78
PK	3.82997G	50.45	74.00	-23.55	-15.42	3	Horizontal	353	1.69	-	65.87	29.39	6.41	51.22
PK	11.4909G	63.06	74.00	-10.94	6.51	3	Horizontal	336	1.65	-	56.55	39.61	10.68	43.78
PK	17.23848G	68.04	68.20	-0.16	13.98	3	Horizontal	350	1.59	-	54.06	41.57	13.91	41.50

802.11ax HEW20-BF_Nss1,(MCS0)_2TX

5785MHz_TX

20/02/2020

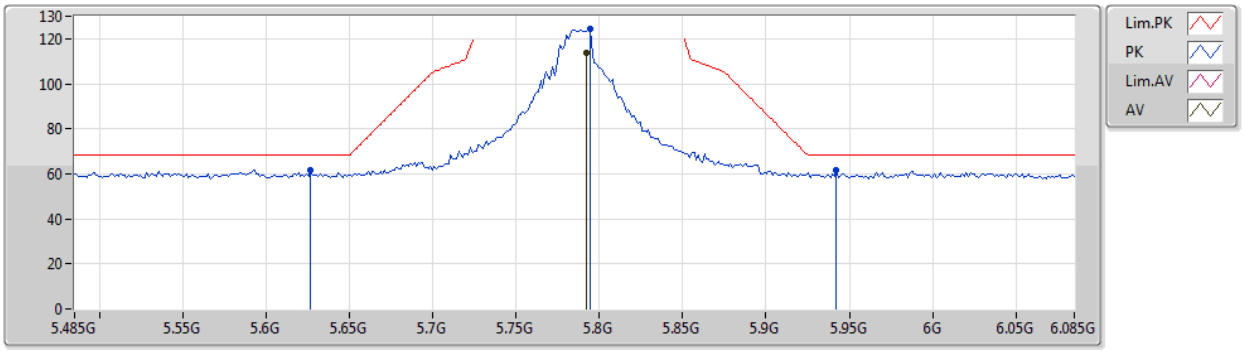

Type	Freq	Level	Limit	Margin	Factor	Dist	Condition	Azimuth	Height	Comment	Raw	AF	CL	PA
	(Hz)	(dBuV/m)	(dBuV/m)	(dB)	(dB)	(m)		(°)	(m)		(dBuV)	(dB)	(dB)	(dB)
AV	5.7922G	113.63	Inf	-Inf	6.00	3	Vertical	132	1.74	-	107.63	32.31	7.66	33.97
PK	5.6266G	61.73	68.20	-6.47	5.70	3	Vertical	132	1.74	-	56.03	32.08	7.56	33.94
PK	5.7946G	124.43	Inf	-Inf	6.01	3	Vertical	132	1.74	-	118.42	32.31	7.67	33.97
PK	5.9422G	61.37	68.20	-6.83	6.29	3	Vertical	132	1.74	-	55.08	32.52	7.76	33.99

802.11ax HEW20-BF_Nss1,(MCS0)_2TX

5785MHz_TX

20/02/2020

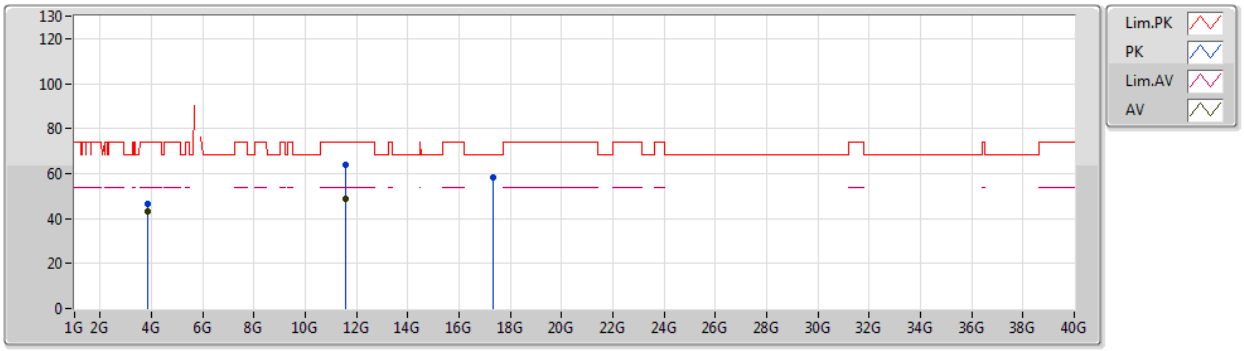

Type	Freq	Level	Limit	Margin	Factor	Dist	Condition	Azimuth	Height	Comment	Raw	AF	CL	PA
	(Hz)	(dBuV/m)	(dBuV/m)	(dB)	(dB)	(m)		(°)	(m)		(dBuV)	(dB)	(dB)	(dB)
AV	3.85668G	42.90	54.00	-11.10	-15.31	3	Vertical	360	1.34	-	58.21	29.44	6.47	51.22
AV	11.57654G	48.57	54.00	-5.43	6.50	3	Vertical	3	1.49	-	42.07	39.51	10.72	43.73
PK	3.85666G	46.39	74.00	-27.61	-15.31	3	Vertical	360	1.34	-	61.70	29.44	6.47	51.22
PK	11.57864G	63.87	74.00	-10.13	6.50	3	Vertical	3	1.49	-	57.37	39.51	10.72	43.73
PK	17.34384G	58.17	68.20	-10.03	14.64	3	Vertical	51	1.48	-	43.53	42.27	13.94	41.57

802.11ax HEW20-BF_Nss1,(MCS0)_2TX

5785MHz_TX

20/02/2020

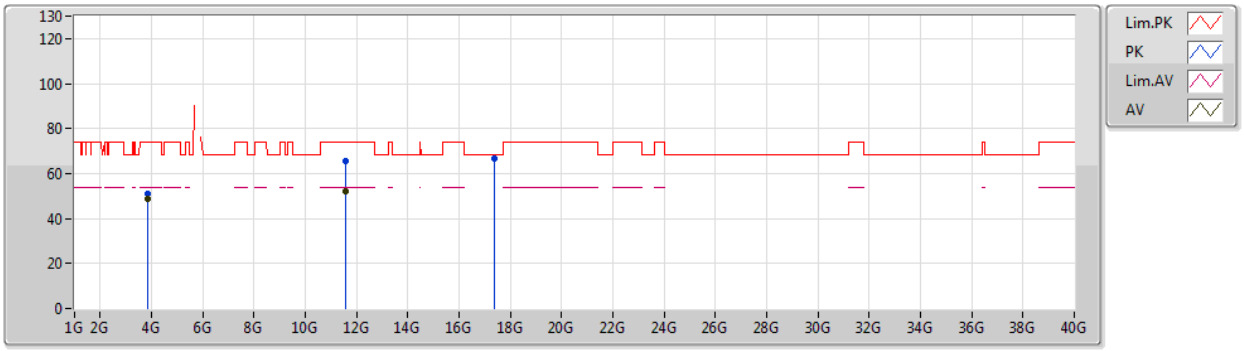

Type	Freq	Level	Limit	Margin	Factor	Dist	Condition	Azimuth	Height	Comment	Raw	AF	CL	PA
	(Hz)	(dBuV/m)	(dBuV/m)	(dB)	(dB)	(m)		(°)	(m)		(dBuV)	(dB)	(dB)	(dB)
AV	3.85668G	48.99	54.00	-5.01	-15.31	3	Horizontal	354	1.77	-	64.30	29.44	6.47	51.22
AV	11.57492G	52.28	54.00	-1.72	6.50	3	Horizontal	61	1.71	-	45.78	39.51	10.72	43.73
PK	3.85666G	51.02	74.00	-22.98	-15.31	3	Horizontal	354	1.77	-	66.33	29.44	6.47	51.22
PK	11.57426G	65.64	74.00	-8.36	6.50	3	Horizontal	61	1.71	-	59.14	39.51	10.72	43.73
PK	17.35332G	66.43	68.20	-1.77	14.69	3	Horizontal	8	1.50	-	51.74	42.33	13.94	41.58

802.11ax HEW20-BF_Nss1,(MCS0)_2TX

20/02/2020

5825MHz_TX

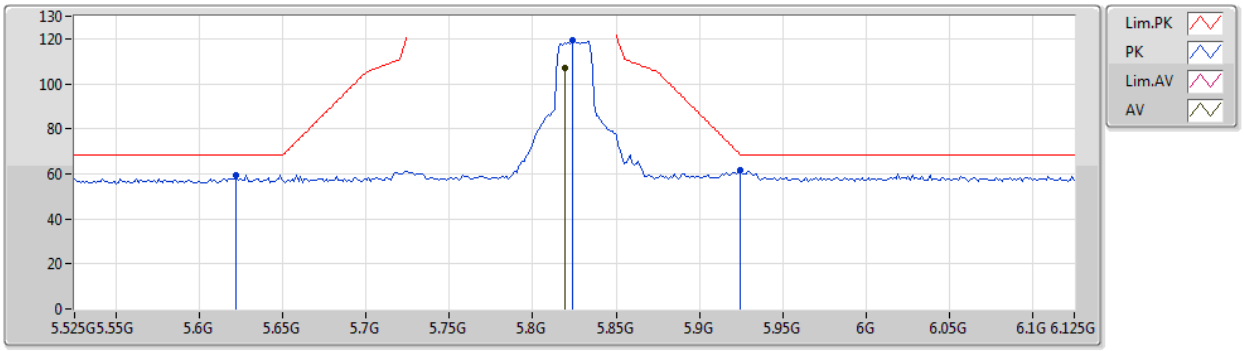

Type	Freq	Level	Limit	Margin	Factor	Dist	Condition	Azimuth	Height	Comment	Raw	AF	CL	PA
	(Hz)	(dBuV/m)	(dBuV/m)	(dB)	(dB)	(m)		(°)	(m)		(dBuV)	(dB)	(dB)	(dB)
AV	5.819G	107.13	Inf	-Inf	6.06	3	Vertical	43	1.78	-	101.07	32.35	7.68	33.97
PK	5.6222G	59.66	68.20	-8.54	5.68	3	Vertical	43	1.78	-	53.98	32.07	7.55	33.94
PK	5.8238G	119.29	Inf	-Inf	6.06	3	Vertical	43	1.78	-	113.23	32.35	7.68	33.97
PK	5.9246G	61.71	68.50	-6.79	6.26	3	Vertical	43	1.78	-	55.45	32.49	7.75	33.98

802.11ax HEW20-BF_Nss1,(MCS0)_2TX

5825MHz_TX

20/02/2020

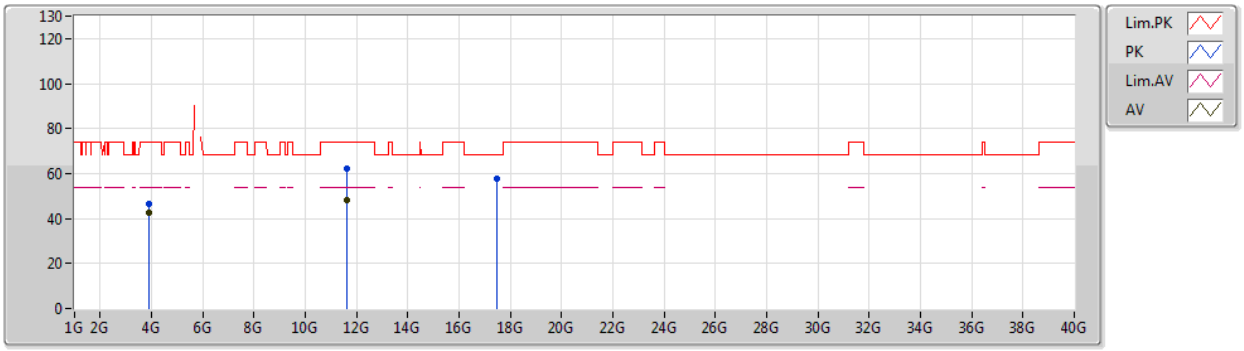

Type	Freq	Level	Limit	Margin	Factor	Dist	Condition	Azimuth	Height	Comment	Raw	AF	CL	PA
	(Hz)	(dBuV/m)	(dBuV/m)	(dB)	(dB)	(m)		(°)	(m)		(dBuV)	(dB)	(dB)	(dB)
AV	3.88336G	42.86	54.00	-11.14	-15.20	3	Vertical	360	1.27	-	58.06	29.49	6.53	51.22
AV	11.64028G	48.07	54.00	-5.93	6.49	3	Vertical	334	1.46	-	41.58	39.43	10.75	43.69
PK	3.88333G	46.46	74.00	-27.54	-15.20	3	Vertical	360	1.27	-	61.66	29.49	6.53	51.22
PK	11.63752G	62.38	74.00	-11.62	6.49	3	Vertical	334	1.46	-	55.89	39.43	10.75	43.69
PK	17.48928G	57.58	68.20	-10.62	15.54	3	Vertical	93	1.49	-	42.04	43.23	13.97	41.66

802.11ax HEW20-BF_Nss1,(MCS0)_2TX

5825MHz_TX

20/02/2020

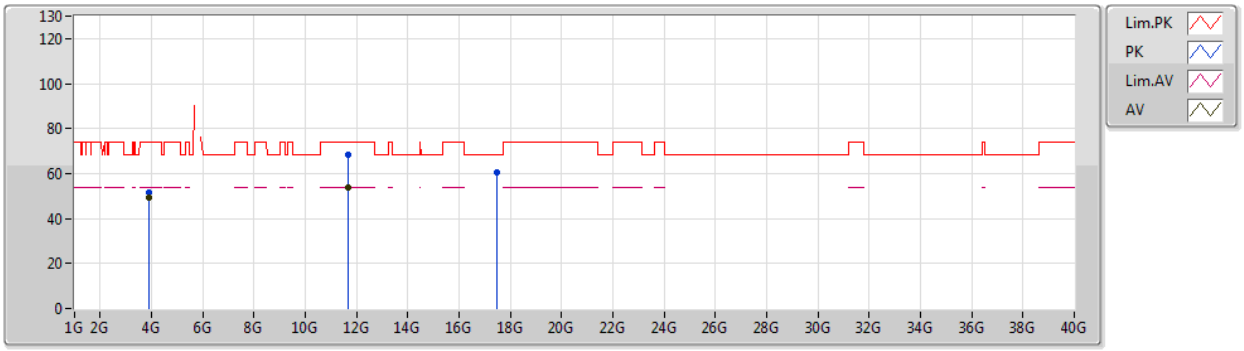

Type	Freq	Level	Limit	Margin	Factor	Dist	Condition	Azimuth	Height	Comment	Raw	AF	CL	PA
	(Hz)	(dBuV/m)	(dBuV/m)	(dB)	(dB)	(m)		(°)	(m)		(dBuV)	(dB)	(dB)	(dB)
AV	3.88335G	49.33	54.00	-4.67	-15.20	3	Horizontal	353	1.74	-	64.53	29.49	6.53	51.22
AV	11.65042G	53.72	54.00	-0.28	6.50	3	Horizontal	58	1.96	-	47.22	39.42	10.76	43.68
PK	3.8833G	51.35	74.00	-22.65	-15.20	3	Horizontal	353	1.74	-	66.55	29.49	6.53	51.22
PK	11.64856G	68.45	74.00	-5.55	6.50	3	Horizontal	58	1.96	-	61.95	39.42	10.76	43.68
PK	17.48706G	60.55	68.20	-7.65	15.52	3	Horizontal	51	1.38	-	45.03	43.21	13.97	41.66

802.11ax HEW40-BF_Nss1,(MCS0)_2TX

5190MHz_TX

19/02/2020

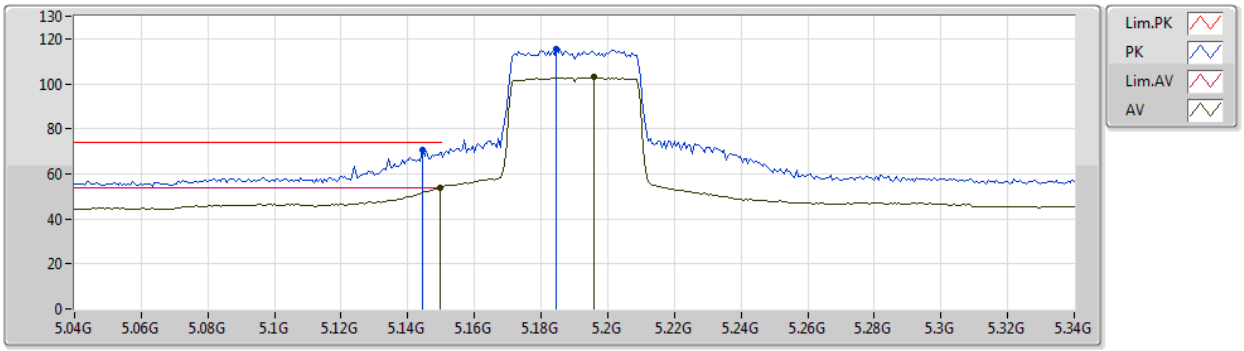

Type	Freq	Level	Limit	Margin	Factor	Dist	Condition	Azimuth	Height	Comment	Raw	AF	CL	PA
	(Hz)	(dBuV/m)	(dBuV/m)	(dB)	(dB)	(m)		(°)	(m)		(dBuV)	(dB)	(dB)	(dB)
AV	5.1498G	53.85	54.00	-0.15	4.97	3	Vertical	42	1.48	-	48.88	31.76	7.04	33.83
AV	5.196G	102.83	Inf	-Inf	5.02	3	Vertical	42	1.48	-	97.81	31.78	7.09	33.85
PK	5.1444G	70.54	74.00	-3.46	4.96	3	Vertical	42	1.48	-	65.58	31.76	7.03	33.83
PK	5.1846G	115.22	Inf	-Inf	5.00	3	Vertical	42	1.48	-	110.22	31.77	7.08	33.85

802.11ax HEW40-BF_Nss1,(MCS0)_2TX

19/02/2020

5190MHz_TX

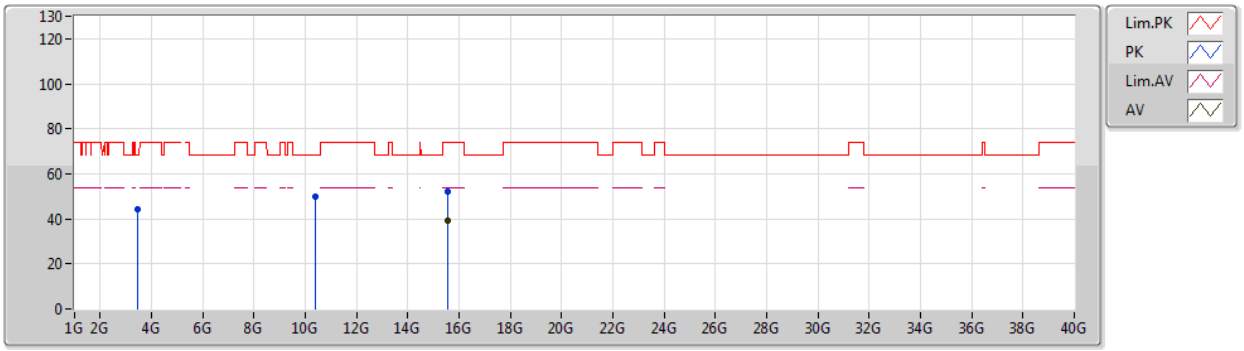

Type	Freq	Level	Limit	Margin	Factor	Dist	Condition	Azimuth	Height	Comment	Raw	AF	CL	PA
	(Hz)	(dBuV/m)	(dBuV/m)	(dB)	(dB)	(m)		(°)	(m)		(dBuV)	(dB)	(dB)	(dB)
AV	15.55662G	39.36	54.00	-14.64	8.62	3	Vertical	73	1.49	-	30.74	38.74	12.84	42.96
PK	3.46002G	44.45	68.20	-23.75	-16.80	3	Vertical	344	1.45	-	61.25	28.78	5.65	51.23
PK	10.3746G	50.09	68.20	-18.11	5.66	3	Vertical	95	2.52	-	44.43	39.39	10.33	44.06
PK	15.5595G	52.34	74.00	-21.66	8.61	3	Vertical	73	1.49	-	43.73	38.73	12.84	42.96

802.11ax HEW40-BF_Nss1,(MCS0)_2TX

5190MHz_TX

19/02/2020

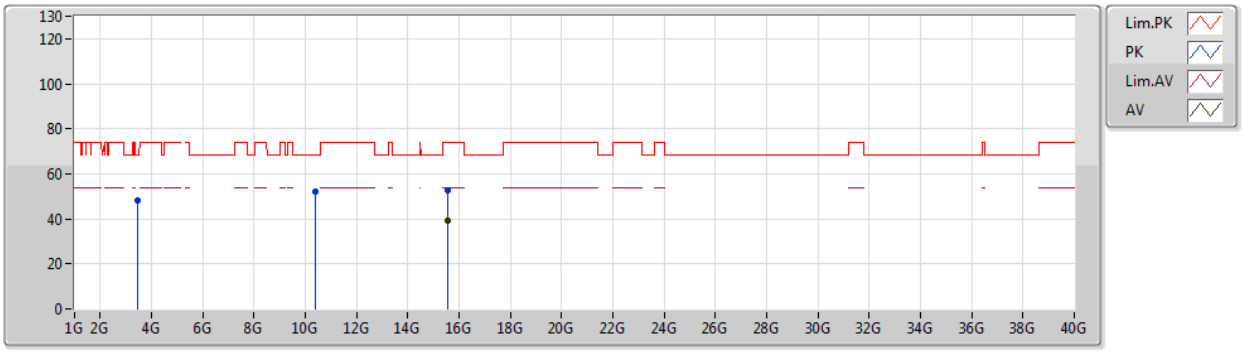

Type	Freq	Level	Limit	Margin	Factor	Dist	Condition	Azimuth	Height	Comment	Raw	AF	CL	PA
	(Hz)	(dBuV/m)	(dBuV/m)	(dB)	(dB)	(m)		(°)	(m)		(dBuV)	(dB)	(dB)	(dB)
AV	15.55716G	39.32	54.00	-14.68	8.62	3	Horizontal	83	1.00	-	30.70	38.74	12.84	42.96
PK	3.46002G	48.32	68.20	-19.88	-16.80	3	Horizontal	336	1.74	-	65.12	28.78	5.65	51.23
PK	10.38G	52.22	68.20	-15.98	5.66	3	Horizontal	343	1.48	-	46.56	39.39	10.33	44.06
PK	15.57288G	52.42	74.00	-21.58	8.60	3	Horizontal	83	1.00	-	43.82	38.68	12.87	42.95

802.11ax HEW40-BF_Nss1,(MCS0)_2TX

5230MHz_TX

19/02/2020

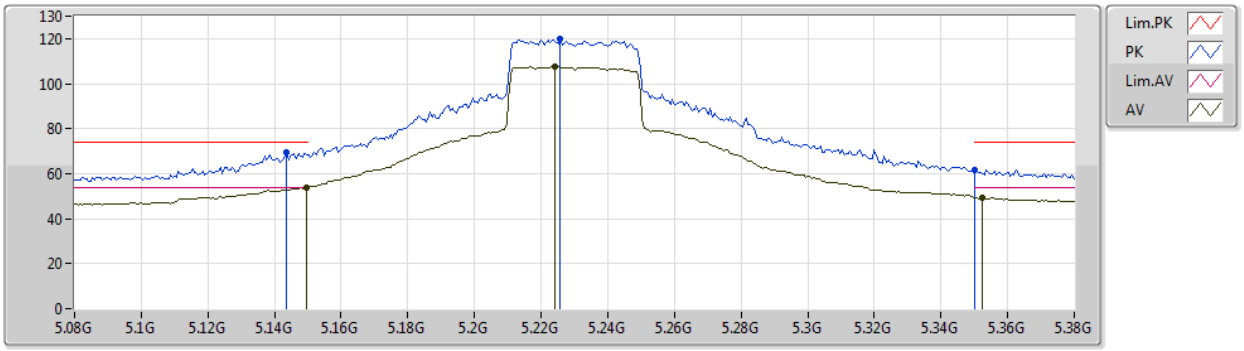

Type	Freq	Level	Limit	Margin	Factor	Dist	Condition	Azimuth	Height	Comment	Raw	AF	CL	PA
	(Hz)	(dBuV/m)	(dBuV/m)	(dB)	(dB)	(m)		(°)	(m)		(dBuV)	(dB)	(dB)	(dB)
AV	5.1496G	53.74	54.00	-0.26	4.97	3	Vertical	186	1.50	-	48.77	31.76	7.04	33.83
AV	5.224G	107.55	Inf	-Inf	5.07	3	Vertical	186	1.50	-	102.48	31.79	7.13	33.85
AV	5.3524G	49.16	54.00	-4.84	5.24	3	Vertical	186	1.50	-	43.92	31.84	7.29	33.89
PK	5.1436G	69.51	74.00	-4.49	4.96	3	Vertical	186	1.50	-	64.55	31.76	7.03	33.83
PK	5.2258G	119.65	Inf	-Inf	5.06	3	Vertical	186	1.50	-	114.59	31.79	7.13	33.86
PK	5.35G	61.61	74.00	-12.39	5.25	3	Vertical	186	1.50	-	56.36	31.84	7.29	33.88

802.11ax HEW40-BF_Nss1,(MCS0)_2TX

5230MHz_TX

19/02/2020

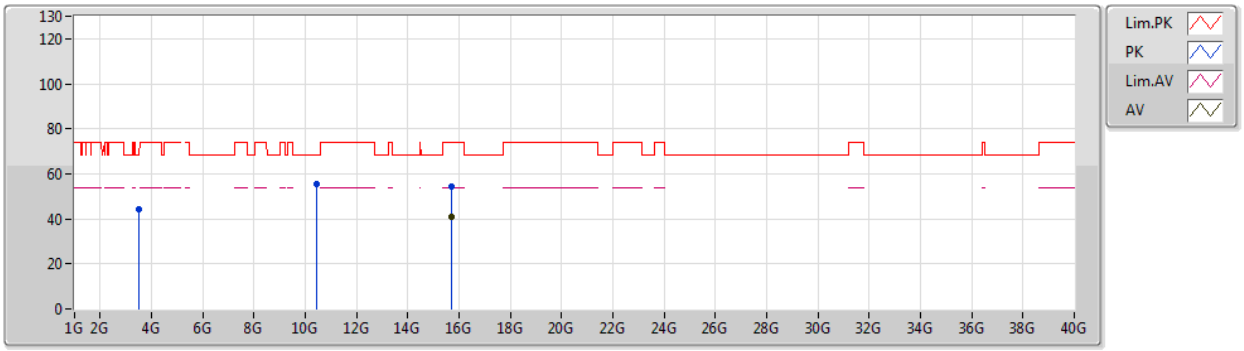

Type	Freq	Level	Limit	Margin	Factor	Dist	Condition	Azimuth	Height	Comment	Raw	AF	CL	PA
	(Hz)	(dBuV/m)	(dBuV/m)	(dB)	(dB)	(m)		(°)	(m)		(dBuV)	(dB)	(dB)	(dB)
AV	15.68196G	41.00	54.00	-13.00	8.43	3	Vertical	28	1.48	-	32.57	38.28	13.04	42.89
PK	3.48672G	44.31	68.20	-23.89	-16.79	3	Vertical	342	1.39	-	61.10	28.79	5.66	51.24
PK	10.46024G	55.52	68.20	-12.68	5.79	3	Vertical	98	1.98	-	49.73	39.50	10.35	44.06
PK	15.68634G	54.08	74.00	-19.92	8.41	3	Vertical	28	1.48	-	45.67	38.26	13.04	42.89

802.11ax HEW40-BF_Nss1,(MCS0)_2TX

5230MHz_TX

19/02/2020

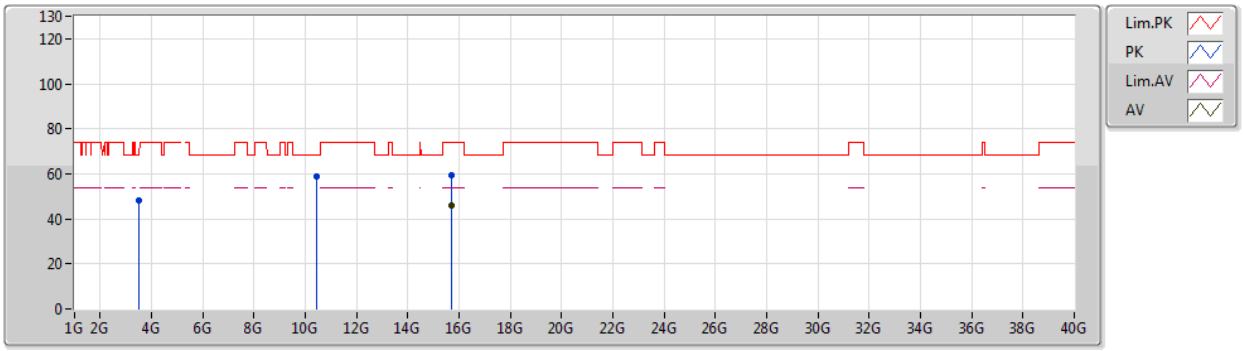

Type	Freq	Level	Limit	Margin	Factor	Dist	Condition	Azimuth	Height	Comment	Raw	AF	CL	PA
	(Hz)	(dBuV/m)	(dBuV/m)	(dB)	(dB)	(m)		(°)	(m)		(dBuV)	(dB)	(dB)	(dB)
AV	15.70056G	45.82	54.00	-8.18	8.40	3	Horizontal	336	1.64	-	37.42	38.21	13.07	42.88
PK	3.48671G	48.37	68.20	-19.83	-16.79	3	Horizontal	335	1.57	-	65.16	28.79	5.66	51.24
PK	10.46012G	58.68	68.20	-9.52	5.79	3	Horizontal	61	1.50	-	52.89	39.50	10.35	44.06
PK	15.69624G	59.33	74.00	-14.67	8.40	3	Horizontal	336	1.64	-	50.93	38.22	13.06	42.88

802.11ax HEW40-BF_Nss1,(MCS0)_2TX

5270MHz_TX

19/02/2020

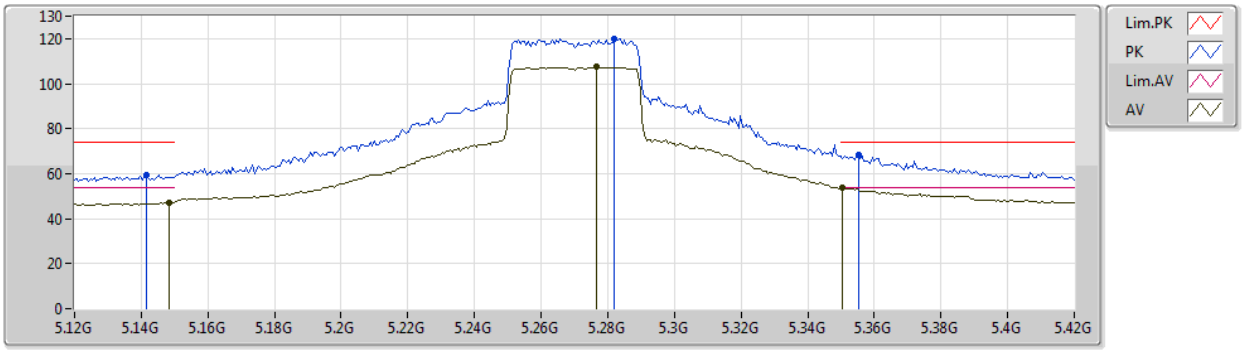

Type	Freq	Level	Limit	Margin	Factor	Dist	Condition	Azimuth	Height	Comment	Raw	AF	CL	PA
	(Hz)	(dBuV/m)	(dBuV/m)	(dB)	(dB)	(m)		(°)	(m)		(dBuV)	(dB)	(dB)	(dB)
AV	5.1482G	47.13	54.00	-6.87	4.96	3	Vertical	0	1.49	-	42.17	31.76	7.03	33.83
AV	5.2766G	107.32	Inf	-Inf	5.14	3	Vertical	0	1.49	-	102.18	31.81	7.20	33.87
AV	5.3504G	53.53	54.00	-0.47	5.24	3	Vertical	0	1.49	-	48.29	31.84	7.29	33.89
PK	5.1416G	59.57	74.00	-14.43	4.96	3	Vertical	0	1.49	-	54.61	31.76	7.03	33.83
PK	5.282G	120.13	Inf	-Inf	5.14	3	Vertical	0	1.49	-	114.99	31.81	7.20	33.87
PK	5.3552G	68.34	74.00	-5.66	5.24	3	Vertical	0	1.49	-	63.10	31.84	7.29	33.89

802.11ax HEW40-BF_Nss1,(MCS0)_2TX

5270MHz_TX

19/02/2020

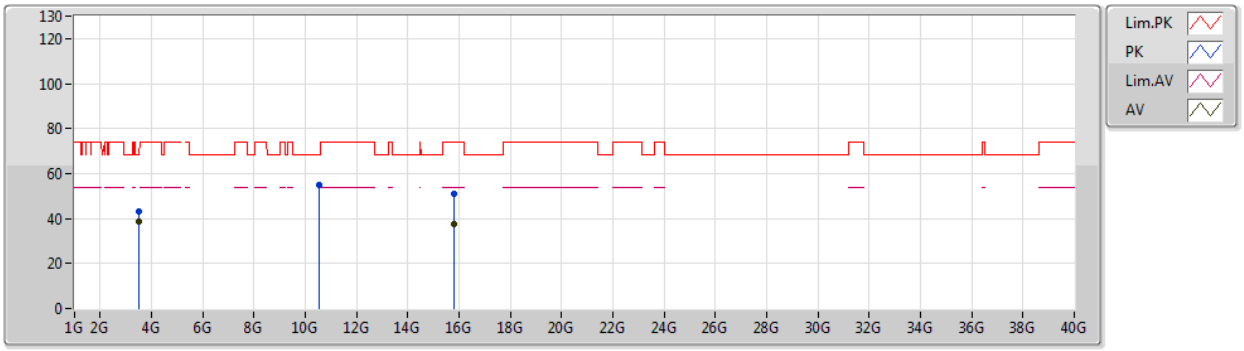

Type	Freq	Level	Limit	Margin	Factor	Dist	Condition	Azimuth	Height	Comment	Raw	AF	CL	PA
	(Hz)	(dBuV/m)	(dBuV/m)	(dB)	(dB)	(m)		(°)	(m)		(dBuV)	(dB)	(dB)	(dB)
AV	3.51337G	38.84	54.00	-15.16	-16.72	3	Vertical	341	1.49	-	55.56	28.82	5.70	51.24
AV	15.80856G	37.50	54.00	-16.50	8.23	3	Vertical	205	1.49	-	29.27	37.81	13.24	42.82
PK	3.51345G	43.09	74.00	-30.91	-16.72	3	Vertical	341	1.49	-	59.81	28.82	5.70	51.24
PK	10.52776G	54.71	68.20	-13.49	5.90	3	Vertical	92	1.89	-	48.81	39.59	10.36	44.05
PK	15.82476G	51.11	74.00	-22.89	8.20	3	Vertical	205	1.49	-	42.91	37.75	13.26	42.81

802.11ax HEW40-BF_Nss1,(MCS0)_2TX

5270MHz_TX

19/02/2020

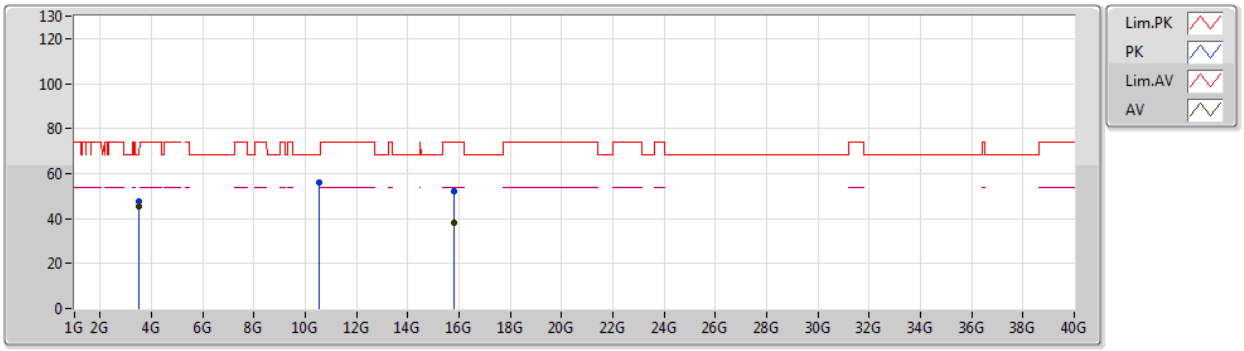

Type	Freq	Level	Limit	Margin	Factor	Dist	Condition	Azimuth	Height	Comment	Raw	AF	CL	PA
	(Hz)	(dBuV/m)	(dBuV/m)	(dB)	(dB)	(m)		(°)	(m)		(dBuV)	(dB)	(dB)	(dB)
AV	3.51336G	45.58	54.00	-8.42	-16.72	3	Horizontal	337	1.48	-	62.30	28.82	5.70	51.24
AV	15.795G	38.29	54.00	-15.71	8.25	3	Horizontal	335	1.48	-	30.04	37.86	13.21	42.82
PK	3.51341G	47.80	74.00	-26.20	-16.72	3	Horizontal	337	1.48	-	64.52	28.82	5.70	51.24
PK	10.54006G	56.18	68.20	-12.02	5.92	3	Horizontal	6	1.43	-	50.26	39.60	10.36	44.04
PK	15.7986G	52.18	74.00	-21.82	8.25	3	Horizontal	335	1.48	-	43.93	37.85	13.22	42.82

802.11ax HEW40-BF_Nss1,(MCS0)_2TX

19/02/2020

5310MHz_TX

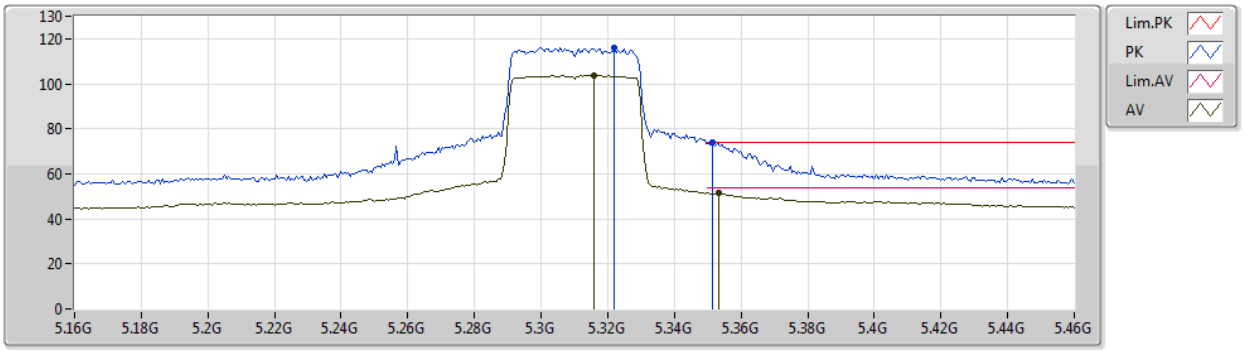

Type	Freq	Level	Limit	Margin	Factor	Dist	Condition	Azimuth	Height	Comment	Raw	AF	CL	PA
	(Hz)	(dBuV/m)	(dBuV/m)	(dB)	(dB)	(m)		(°)	(m)		(dBuV)	(dB)	(dB)	(dB)
AV	5.316G	103.81	Inf	-Inf	5.20	3	Vertical	327	1.49	-	98.61	31.83	7.24	33.87
AV	5.3532G	51.81	54.00	-2.19	5.24	3	Vertical	327	1.49	-	46.57	31.84	7.29	33.89
PK	5.322G	116.19	Inf	-Inf	5.20	3	Vertical	327	1.49	-	110.99	31.83	7.25	33.88
PK	5.3514G	73.85	74.00	-0.15	5.24	3	Vertical	327	1.49	-	68.61	31.84	7.29	33.89

802.11ax HEW40-BF_Nss1,(MCS0)_2TX

5310MHz_TX

19/02/2020

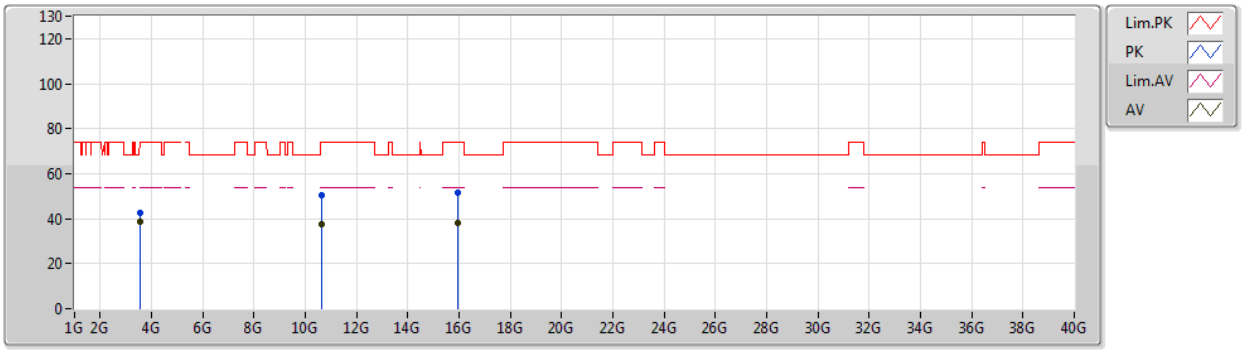

Type	Freq	Level	Limit	Margin	Factor	Dist	Condition	Azimuth	Height	Comment	Raw	AF	CL	PA
	(Hz)	(dBuV/m)	(dBuV/m)	(dB)	(dB)	(m)		(°)	(m)		(dBuV)	(dB)	(dB)	(dB)
AV	3.54003G	38.39	54.00	-15.61	-16.61	3	Vertical	327	1.34	-	55.00	28.87	5.76	51.24
AV	10.62024G	37.79	54.00	-16.21	6.07	3	Vertical	323	1.48	-	31.72	39.71	10.37	44.01
AV	15.93492G	38.37	54.00	-15.63	8.02	3	Vertical	73	1.49	-	30.35	37.34	13.43	42.75
PK	3.53998G	42.76	74.00	-31.24	-16.61	3	Vertical	327	1.34	-	59.37	28.87	5.76	51.24
PK	10.6203G	50.61	74.00	-23.39	6.07	3	Vertical	323	1.48	-	44.54	39.71	10.37	44.01
PK	15.93372G	51.53	74.00	-22.47	8.03	3	Vertical	73	1.49	-	43.50	37.35	13.43	42.75

802.11ax HEW40-BF_Nss1,(MCS0)_2TX

5310MHz_TX

19/02/2020

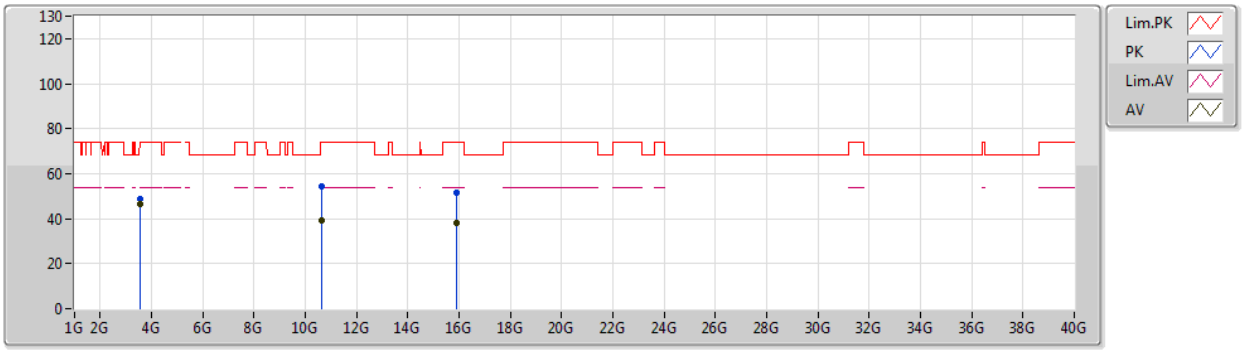

Type	Freq	Level	Limit	Margin	Factor	Dist	Condition	Azimuth	Height	Comment	Raw	AF	CL	PA
	(Hz)	(dBuV/m)	(dBuV/m)	(dB)	(dB)	(m)		(°)	(m)		(dBuV)	(dB)	(dB)	(dB)
AV	3.54003G	46.38	54.00	-7.62	-16.61	3	Horizontal	338	1.80	-	62.99	28.87	5.76	51.24
AV	10.6344G	39.09	54.00	-14.91	6.10	3	Horizontal	19	1.50	-	32.99	39.72	10.38	44.00
AV	15.9207G	38.08	54.00	-15.92	8.05	3	Horizontal	114	1.48	-	30.03	37.39	13.41	42.75
PK	3.54003G	48.61	74.00	-25.39	-16.61	3	Horizontal	338	1.80	-	65.22	28.87	5.76	51.24
PK	10.62006G	54.20	74.00	-19.80	6.07	3	Horizontal	19	1.50	-	48.13	39.71	10.37	44.01
PK	15.91728G	51.40	74.00	-22.60	8.06	3	Horizontal	114	1.48	-	43.34	37.41	13.41	42.76

802.11ax HEW40-BF_Nss1,(MCS0)_2TX

5510MHz_TX

19/02/2020

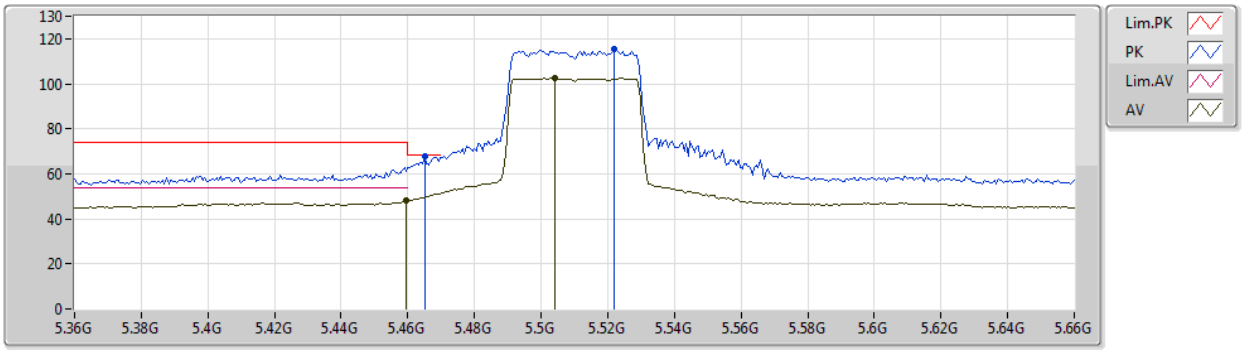

Type	Freq	Level	Limit	Margin	Factor	Dist	Condition	Azimuth	Height	Comment	Raw	AF	CL	PA
	(Hz)	(dBuV/m)	(dBuV/m)	(dB)	(dB)	(m)		(°)	(m)		(dBuV)	(dB)	(dB)	(dB)
AV	5.4596G	47.97	54.00	-6.03	5.40	3	Vertical	330	1.48	-	42.57	31.88	7.43	33.91
AV	5.504G	102.55	Inf	-Inf	5.47	3	Vertical	330	1.48	-	97.08	31.91	7.48	33.92
PK	5.465G	67.98	68.20	-0.22	5.41	3	Vertical	330	1.48	-	62.57	31.89	7.43	33.91
PK	5.522G	115.22	Inf	-Inf	5.50	3	Vertical	330	1.48	-	109.72	31.93	7.49	33.92

802.11ax HEW40-BF_Nss1,(MCS0)_2TX

5510MHz_TX

19/02/2020

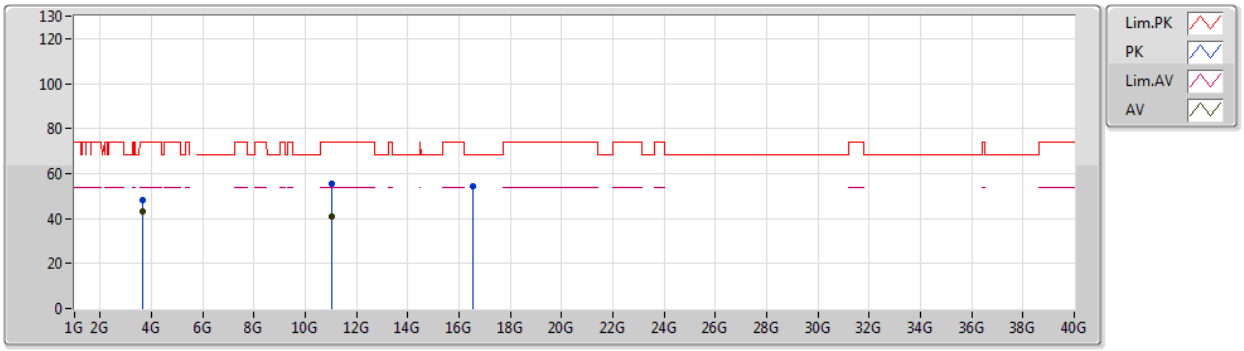

Type	Freq	Level	Limit	Margin	Factor	Dist	Condition	Azimuth	Height	Comment	Raw	AF	CL	PA
	(Hz)	(dBuV/m)	(dBuV/m)	(dB)	(dB)	(m)		(°)	(m)		(dBuV)	(dB)	(dB)	(dB)
AV	3.67333G	43.08	54.00	-10.92	-16.06	3	Vertical	323	2.79	-	59.14	29.11	6.06	51.23
AV	11.01856G	41.18	54.00	-12.82	6.79	3	Vertical	338	2.05	-	34.39	40.18	10.45	43.84
PK	3.67333G	48.03	74.00	-25.97	-16.06	3	Vertical	323	2.79	-	64.09	29.11	6.06	51.23
PK	11.02024G	55.71	74.00	-18.29	6.79	3	Vertical	338	2.05	-	48.92	40.18	10.45	43.84
PK	16.5387G	54.43	68.20	-13.77	10.50	3	Vertical	360	1.86	-	43.93	38.66	13.70	41.86

802.11ax HEW40-BF_Nss1,(MCS0)_2TX

5510MHz_TX

19/02/2020

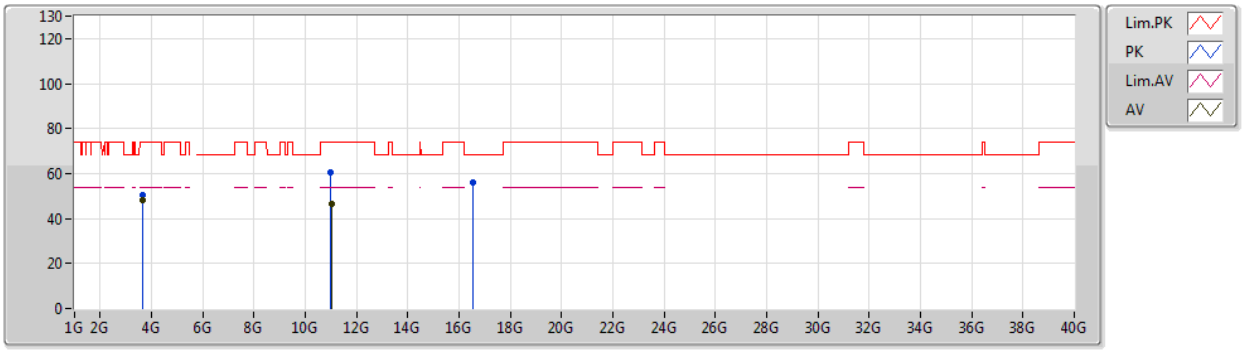

Type	Freq	Level	Limit	Margin	Factor	Dist	Condition	Azimuth	Height	Comment	Raw	AF	CL	PA
	(Hz)	(dBuV/m)	(dBuV/m)	(dB)	(dB)	(m)		(°)	(m)		(dBuV)	(dB)	(dB)	(dB)
AV	3.67334G	47.95	54.00	-6.05	-16.06	3	Horizontal	20	1.49	-	64.01	29.11	6.06	51.23
AV	11.01898G	46.64	54.00	-7.36	6.79	3	Horizontal	9	1.64	-	39.85	40.18	10.45	43.84
PK	3.67337G	50.30	74.00	-23.70	-16.06	3	Horizontal	20	1.49	-	66.36	29.11	6.06	51.23
PK	11.00746G	60.34	74.00	-13.66	6.80	3	Horizontal	9	1.64	-	53.54	40.19	10.45	43.84
PK	16.52502G	56.31	68.20	-11.89	10.45	3	Horizontal	337	1.35	-	45.86	38.62	13.70	41.87

802.11ax HEW40-BF_Nss1,(MCS0)_2TX

5550MHz_TX

19/02/2020

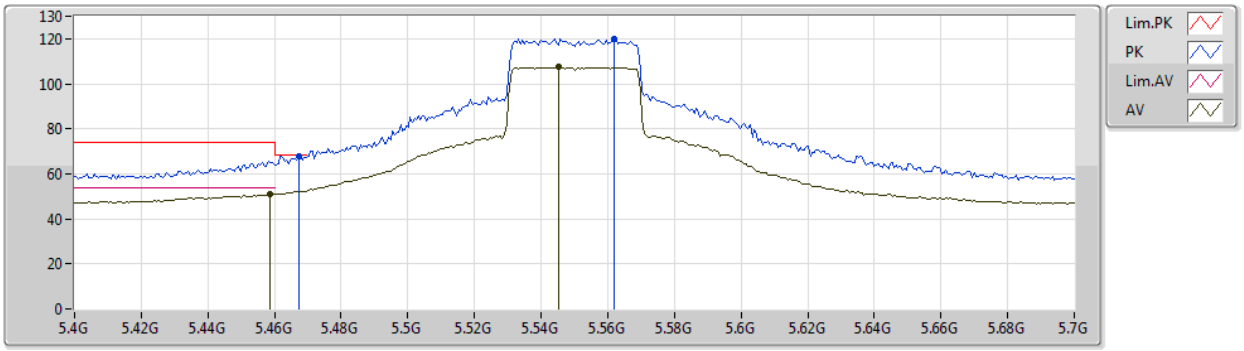

Type	Freq	Level	Limit	Margin	Factor	Dist	Condition	Azimuth	Height	Comment	Raw	AF	CL	PA
	(Hz)	(dBuV/m)	(dBuV/m)	(dB)	(dB)	(m)		(°)	(m)		(dBuV)	(dB)	(dB)	(dB)
AV	5.4588G	51.01	54.00	-2.99	5.39	3	Vertical	326	1.75	-	45.62	31.88	7.42	33.91
AV	5.5452G	107.45	Inf	-Inf	5.54	3	Vertical	326	1.75	-	101.91	31.96	7.51	33.93
PK	5.4672G	68.00	68.20	-0.20	5.41	3	Vertical	326	1.75	-	62.59	31.89	7.43	33.91
PK	5.562G	120.01	Inf	-Inf	5.58	3	Vertical	326	1.75	-	114.43	31.99	7.52	33.93

802.11ax HEW40-BF_Nss1,(MCS0)_2TX

5550MHz_TX

19/02/2020

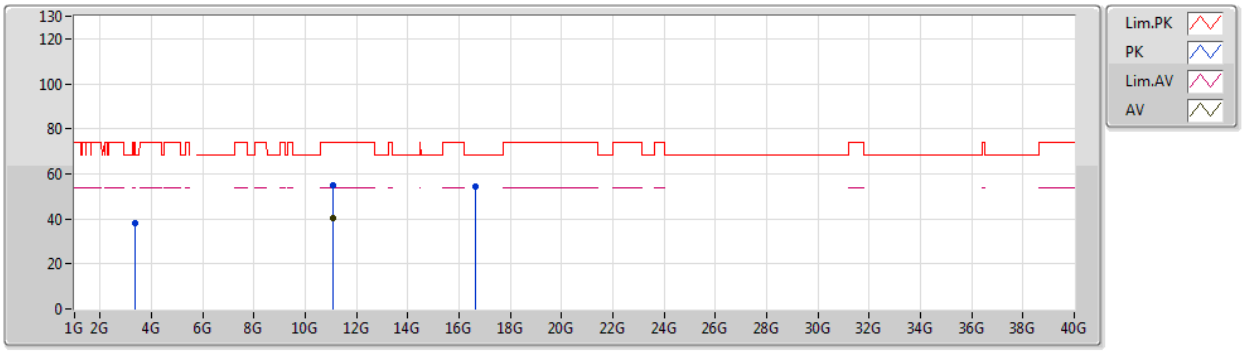

Type	Freq	Level	Limit	Margin	Factor	Dist	Condition	Azimuth	Height	Comment	Raw	AF	CL	PA
	(Hz)	(dBuV/m)	(dBuV/m)	(dB)	(dB)	(m)		(°)	(m)		(dBuV)	(dB)	(dB)	(dB)
AV	11.09832G	40.44	54.00	-13.56	6.74	3	Vertical	55	2.96	-	33.70	40.08	10.49	43.83
PK	3.375G	37.83	68.20	-30.37	-16.88	3	Vertical	343	1.48	-	54.71	28.72	5.61	51.21
PK	11.10012G	55.01	74.00	-18.99	6.74	3	Vertical	55	2.96	-	48.27	40.08	10.49	43.83
PK	16.64688G	54.24	68.20	-13.96	10.98	3	Vertical	272	1.49	-	43.26	38.98	13.74	41.74

802.11ax HEW40-BF_Nss1,(MCS0)_2TX

19/02/2020

5550MHz_TX

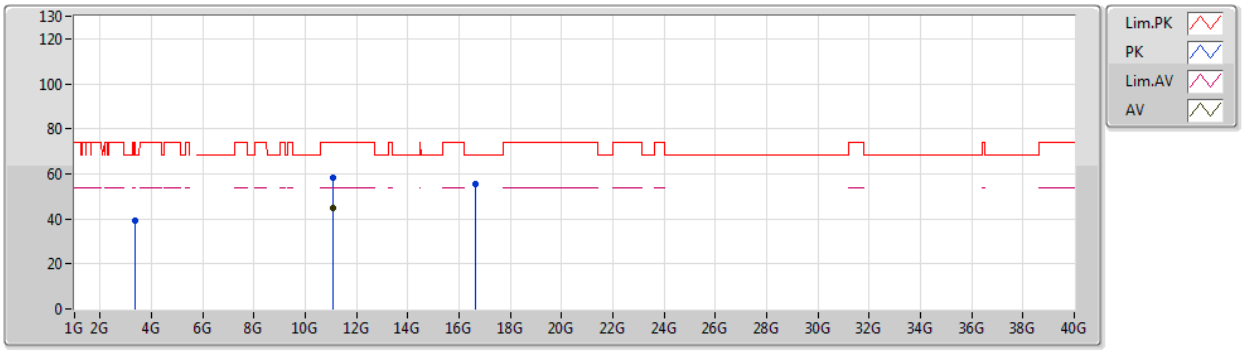

Type	Freq	Level	Limit	Margin	Factor	Dist	Condition	Azimuth	Height	Comment	Raw	AF	CL	PA
	(Hz)	(dBuV/m)	(dBuV/m)	(dB)	(dB)	(m)		(°)	(m)		(dBuV)	(dB)	(dB)	(dB)
AV	11.0988G	44.87	54.00	-9.13	6.74	3	Horizontal	11	1.49	-	38.13	40.08	10.49	43.83
PK	3.37512G	39.22	68.20	-28.98	-16.87	3	Horizontal	355	1.49	-	56.09	28.73	5.61	51.21
PK	11.0856G	58.47	74.00	-15.53	6.75	3	Horizontal	11	1.49	-	51.72	40.10	10.48	43.83
PK	16.65918G	55.70	68.20	-12.50	11.03	3	Horizontal	356	1.27	-	44.67	39.01	13.74	41.72

802.11ax HEW40-BF_Nss1,(MCS0)_2TX

5670MHz_TX

19/02/2020

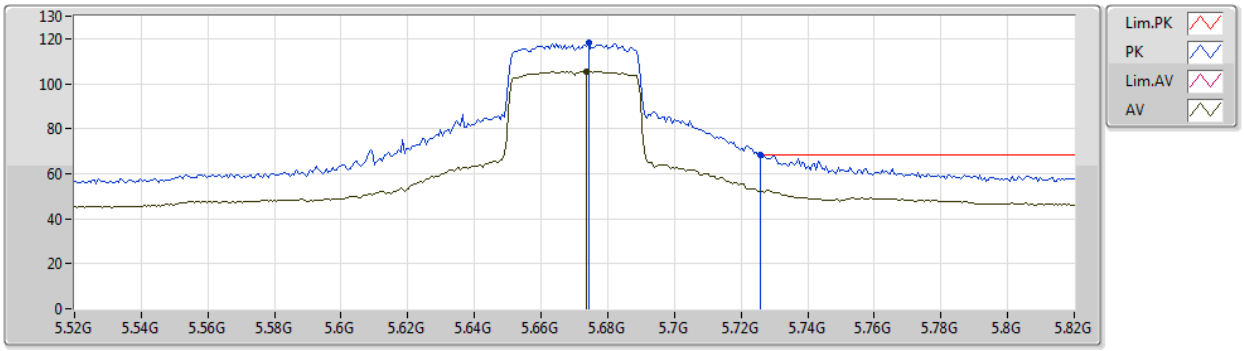

Type	Freq	Level	Limit	Margin	Factor	Dist	Condition	Azimuth	Height	Comment	Raw	AF	CL	PA
	(Hz)	(dBuV/m)	(dBuV/m)	(dB)	(dB)	(m)		(°)	(m)		(dBuV)	(dB)	(dB)	(dB)
AV	5.6736G	105.42	Inf	-Inf	5.78	3	Vertical	51	1.48	-	99.64	32.14	7.59	33.95
PK	5.6742G	118.11	Inf	-Inf	5.78	3	Vertical	51	1.48	-	112.33	32.14	7.59	33.95
PK	5.7258G	68.15	68.20	-0.05	5.88	3	Vertical	51	1.48	-	62.27	32.22	7.62	33.96

802.11ax HEW40-BF_Nss1,(MCS0)_2TX

5670MHz_TX

19/02/2020

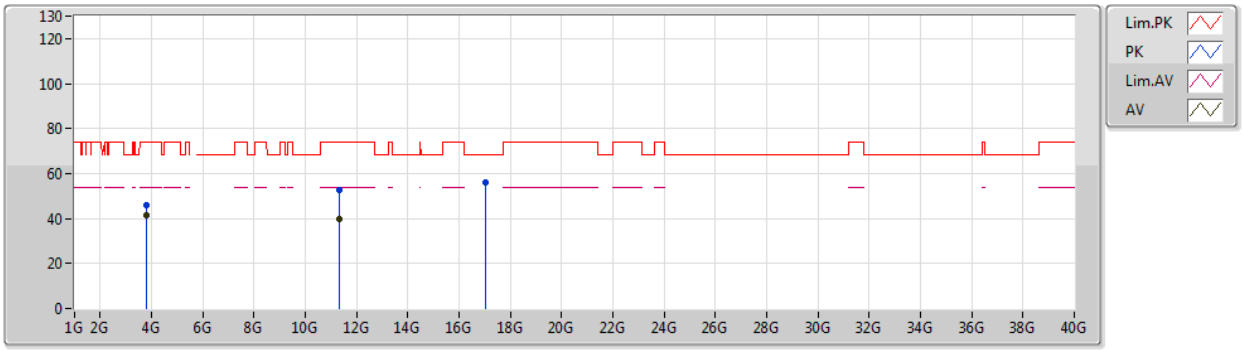

Type	Freq	Level	Limit	Margin	Factor	Dist	Condition	Azimuth	Height	Comment	Raw	AF	CL	PA
	(Hz)	(dBuV/m)	(dBuV/m)	(dB)	(dB)	(m)		(°)	(m)		(dBuV)	(dB)	(dB)	(dB)
AV	3.78006G	41.19	54.00	-12.81	-15.62	3	Vertical	146	1.21	-	56.81	29.30	6.30	51.22
AV	11.34G	39.93	54.00	-14.07	6.60	3	Vertical	360	1.48	-	33.33	39.79	10.61	43.80
PK	3.7801G	45.73	74.00	-28.27	-15.62	3	Vertical	146	1.21	-	61.35	29.30	6.30	51.22
PK	11.32596G	52.83	74.00	-21.17	6.61	3	Vertical	360	1.48	-	46.22	39.81	10.60	43.80
PK	17.01336G	56.17	68.20	-12.03	12.58	3	Vertical	332	1.49	-	43.59	40.09	13.85	41.36

802.11ax HEW40-BF_Nss1,(MCS0)_2TX

5670MHz_TX

19/02/2020

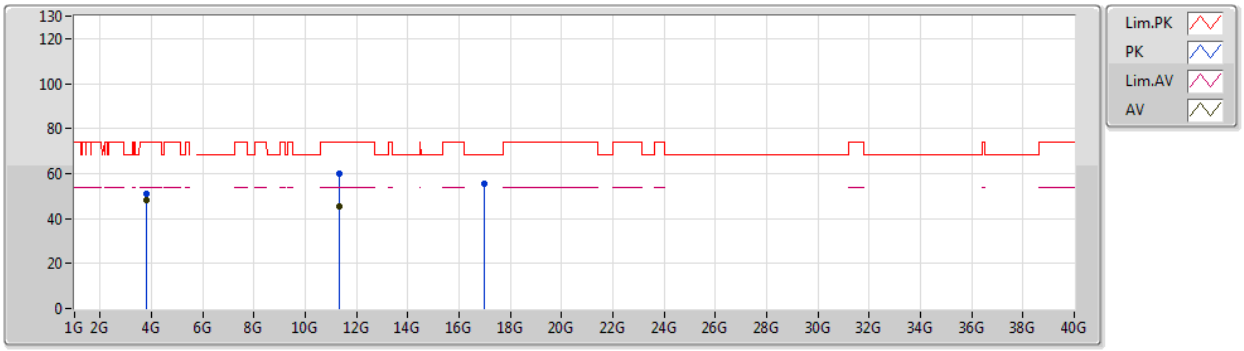

Type	Freq	Level	Limit	Margin	Factor	Dist	Condition	Azimuth	Height	Comment	Raw	AF	CL	PA
	(Hz)	(dBuV/m)	(dBuV/m)	(dB)	(dB)	(m)		(°)	(m)		(dBuV)	(dB)	(dB)	(dB)
AV	3.78G	48.30	54.00	-5.70	-15.62	3	Horizontal	18	1.00	-	63.92	29.30	6.30	51.22
AV	11.34036G	45.27	54.00	-8.73	6.60	3	Horizontal	3	1.56	-	38.67	39.79	10.61	43.80
PK	3.77996G	50.85	74.00	-23.15	-15.62	3	Horizontal	18	1.00	-	66.47	29.30	6.30	51.22
PK	11.32734G	59.80	74.00	-14.20	6.61	3	Horizontal	3	1.56	-	53.19	39.81	10.60	43.80
PK	17.00586G	55.31	68.20	-12.89	12.54	3	Horizontal	0	1.50	-	42.77	40.04	13.85	41.35

802.11ax HEW40-BF_Nss1,(MCS0)_2TX

19/02/2020

5710MHz Straddle 5.47-5.725GHz_TX

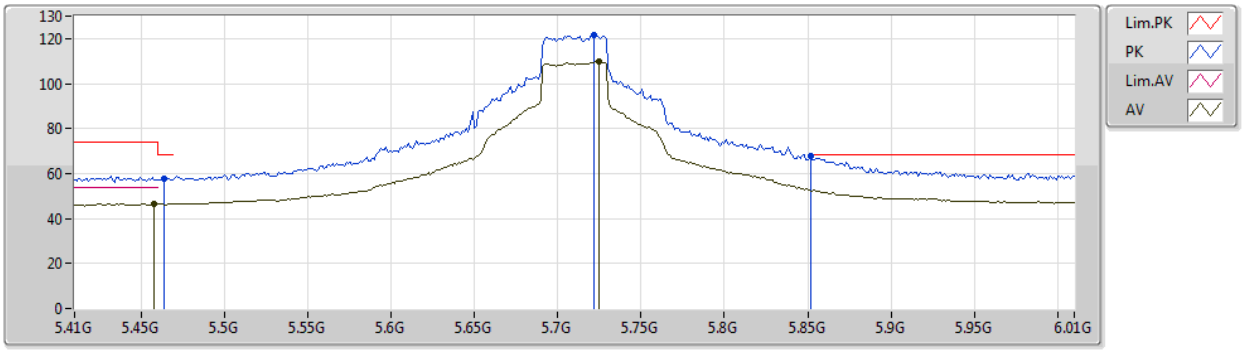

Type	Freq	Level	Limit	Margin	Factor	Dist	Condition	Azimuth	Height	Comment	Raw	AF	CL	PA
	(Hz)	(dBuV/m)	(dBuV/m)	(dB)	(dB)	(m)		(°)	(m)		(dBuV)	(dB)	(dB)	(dB)
AV	5.458G	46.42	54.00	-7.58	5.39	3	Vertical	57	1.50	-	41.03	31.88	7.42	33.91
AV	5.7244G	110.10	Inf	-Inf	5.88	3	Vertical	57	1.50	-	104.22	32.21	7.62	33.95
PK	5.464G	57.69	68.20	-10.51	5.41	3	Vertical	57	1.50	-	52.28	31.89	7.43	33.91
PK	5.722G	121.48	Inf	-Inf	5.88	3	Vertical	57	1.50	-	115.60	32.21	7.62	33.95
PK	5.8516G	67.91	68.20	-0.29	6.11	3	Vertical	57	1.50	-	61.80	32.39	7.70	33.98

802.11ax HEW40-BF_Nss1,(MCS0)_2TX

19/02/2020

5710MHz Straddle 5.47-5.725GHz_TX

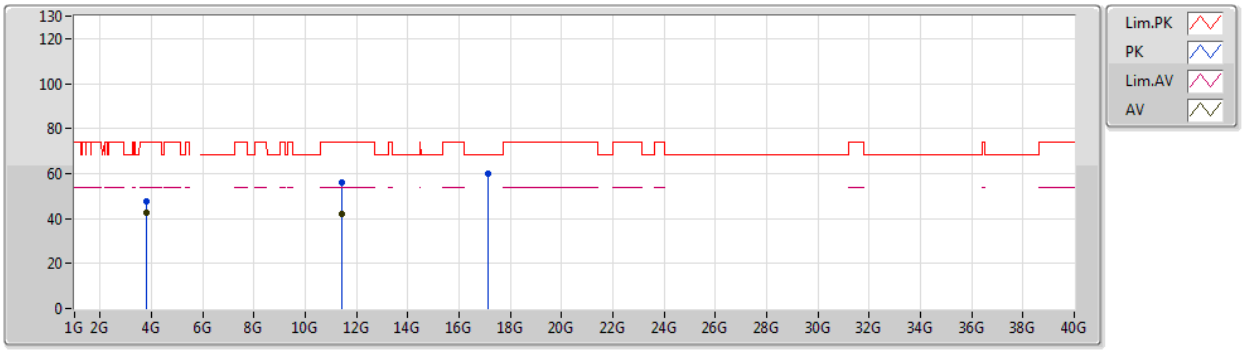

Type	Freq	Level	Limit	Margin	Factor	Dist	Condition	Azimuth	Height	Comment	Raw	AF	CL	PA
	(Hz)	(dBuV/m)	(dBuV/m)	(dB)	(dB)	(m)		(°)	(m)		(dBuV)	(dB)	(dB)	(dB)
AV	3.80669G	42.74	54.00	-11.26	-15.51	3	Vertical	326	3.00	-	58.25	29.35	6.36	51.22
AV	11.40512G	42.08	54.00	-11.92	6.56	3	Vertical	48	1.48	-	35.52	39.71	10.64	43.79
PK	3.80664G	47.90	74.00	-26.10	-15.51	3	Vertical	326	3.00	-	63.41	29.35	6.36	51.22
PK	11.40536G	56.18	74.00	-17.82	6.56	3	Vertical	48	1.48	-	49.62	39.71	10.64	43.79
PK	17.1339G	59.83	68.20	-8.37	13.32	3	Vertical	54	1.33	-	46.51	40.88	13.88	41.44

802.11ax HEW40-BF_Nss1,(MCS0)_2TX

19/02/2020

5710MHz Straddle 5.47-5.725GHz_TX

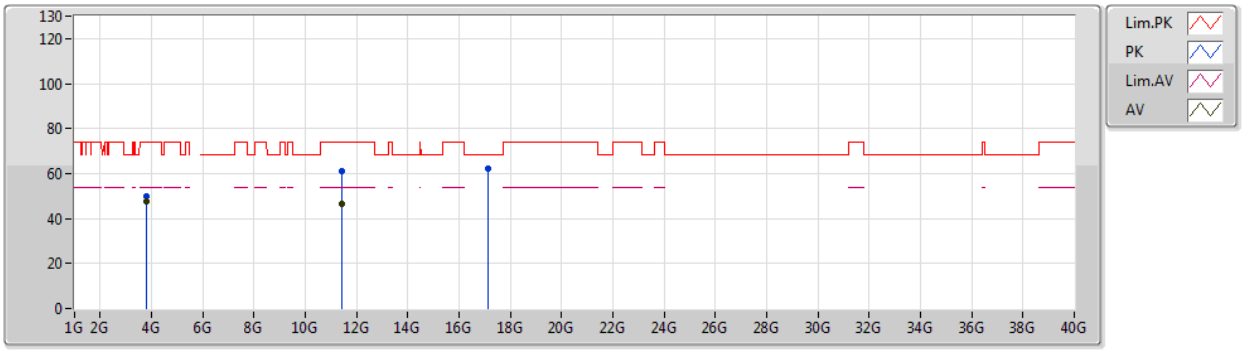

Type	Freq	Level	Limit	Margin	Factor	Dist	Condition	Azimuth	Height	Comment	Raw	AF	CL	PA
	(Hz)	(dBuV/m)	(dBuV/m)	(dB)	(dB)	(m)		(°)	(m)		(dBuV)	(dB)	(dB)	(dB)
AV	3.80668G	47.69	54.00	-6.31	-15.51	3	Horizontal	355	2.20	-	63.20	29.35	6.36	51.22
AV	11.41196G	46.39	54.00	-7.61	6.56	3	Horizontal	39	3.00	-	39.83	39.71	10.64	43.79
PK	3.80665G	49.76	74.00	-24.24	-15.51	3	Horizontal	355	2.20	-	65.27	29.35	6.36	51.22
PK	11.40548G	61.30	74.00	-12.70	6.56	3	Horizontal	39	3.00	-	54.74	39.71	10.64	43.79
PK	17.1273G	62.44	68.20	-5.76	13.29	3	Horizontal	348	1.15	-	49.15	40.84	13.88	41.43

802.11ax HEW40-BF_Nss1,(MCS0)_2TX

5755MHz_TX

19/02/2020

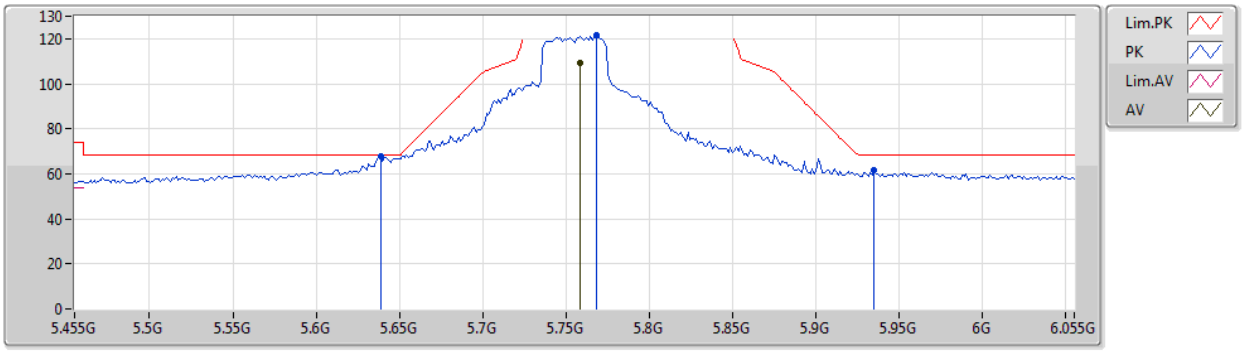

Type	Freq	Level	Limit	Margin	Factor	Dist	Condition	Azimuth	Height	Comment	Raw	AF	CL	PA
	(Hz)	(dBuV/m)	(dBuV/m)	(dB)	(dB)	(m)		(°)	(m)		(dBuV)	(dB)	(dB)	(dB)
AV	5.7586G	109.37	Inf	-Inf	5.94	3	Vertical	52	1.49	-	103.43	32.26	7.64	33.96
PK	5.6386G	67.79	68.20	-0.41	5.72	3	Vertical	52	1.49	-	62.07	32.09	7.57	33.94
PK	5.7682G	121.44	Inf	-Inf	5.97	3	Vertical	52	1.49	-	115.47	32.28	7.65	33.96
PK	5.935G	61.71	68.20	-6.49	6.28	3	Vertical	52	1.49	-	55.43	32.51	7.76	33.99

802.11ax HEW40-BF_Nss1,(MCS0)_2TX

5755MHz_TX

19/02/2020

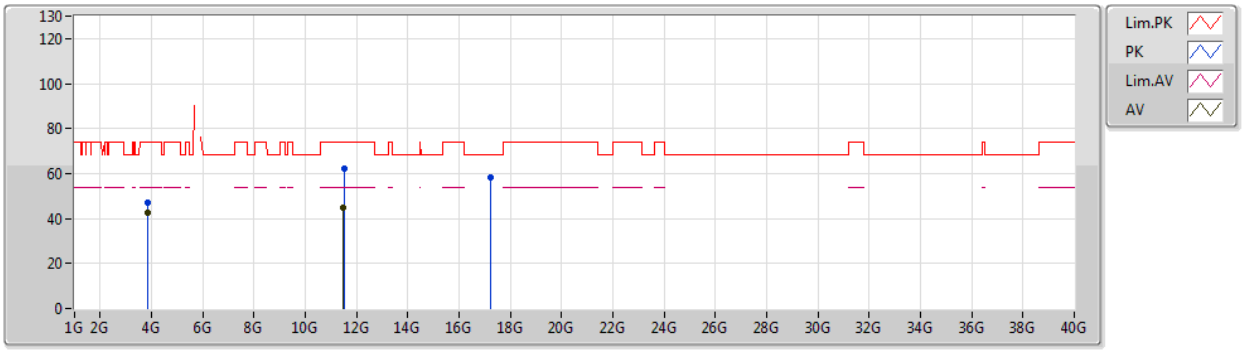

Type	Freq	Level	Limit	Margin	Factor	Dist	Condition	Azimuth	Height	Comment	Raw	AF	CL	PA
	(Hz)	(dBuV/m)	(dBuV/m)	(dB)	(dB)	(m)		(°)	(m)		(dBuV)	(dB)	(dB)	(dB)
AV	3.83671G	42.43	54.00	-11.57	-15.38	3	Vertical	360	1.02	-	57.81	29.41	6.43	51.22
AV	11.49962G	44.91	54.00	-9.09	6.51	3	Vertical	34	1.94	-	38.40	39.60	10.69	43.78
PK	3.83667G	46.82	74.00	-27.18	-15.38	3	Vertical	360	1.02	-	62.20	29.41	6.43	51.22
PK	11.51018G	62.38	74.00	-11.62	6.51	3	Vertical	34	1.94	-	55.87	39.59	10.69	43.77
PK	17.25096G	58.27	68.20	-9.93	14.06	3	Vertical	50	1.33	-	44.21	41.66	13.91	41.51

802.11ax HEW40-BF_Nss1,(MCS0)_2TX

5755MHz_TX

19/02/2020

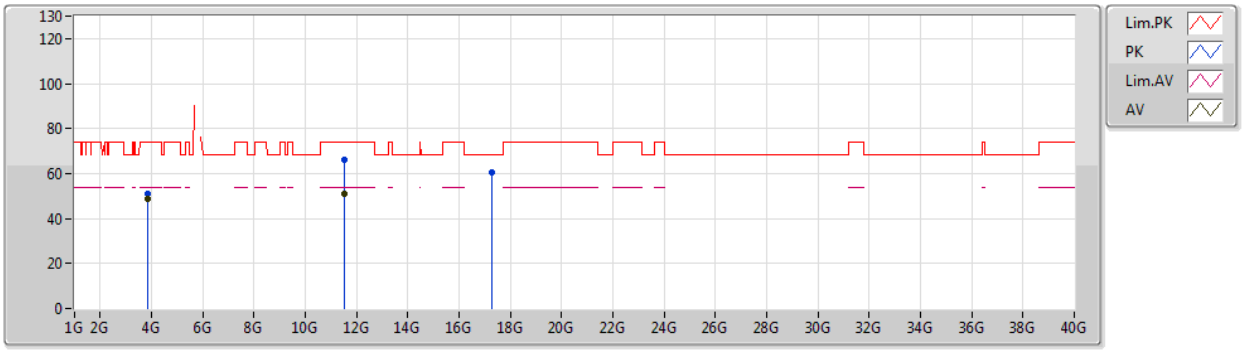

Type	Freq	Level	Limit	Margin	Factor	Dist	Condition	Azimuth	Height	Comment	Raw	AF	CL	PA
	(Hz)	(dBuV/m)	(dBuV/m)	(dB)	(dB)	(m)		(°)	(m)		(dBuV)	(dB)	(dB)	(dB)
AV	3.83674G	48.63	54.00	-5.37	-15.38	3	Horizontal	351	1.47	-	64.01	29.41	6.43	51.22
AV	11.5133G	50.90	54.00	-3.10	6.50	3	Horizontal	69	2.15	-	44.40	39.58	10.69	43.77
PK	3.83668G	50.82	74.00	-23.18	-15.38	3	Horizontal	351	1.47	-	66.20	29.41	6.43	51.22
PK	11.51006G	66.30	74.00	-7.70	6.51	3	Horizontal	69	2.15	-	59.79	39.59	10.69	43.77
PK	17.26902G	60.28	68.20	-7.92	14.18	3	Horizontal	351	1.35	-	46.10	41.78	13.92	41.52

802.11ax HEW40-BF_Nss1,(MCS0)_2TX

5795MHz_TX

19/02/2020

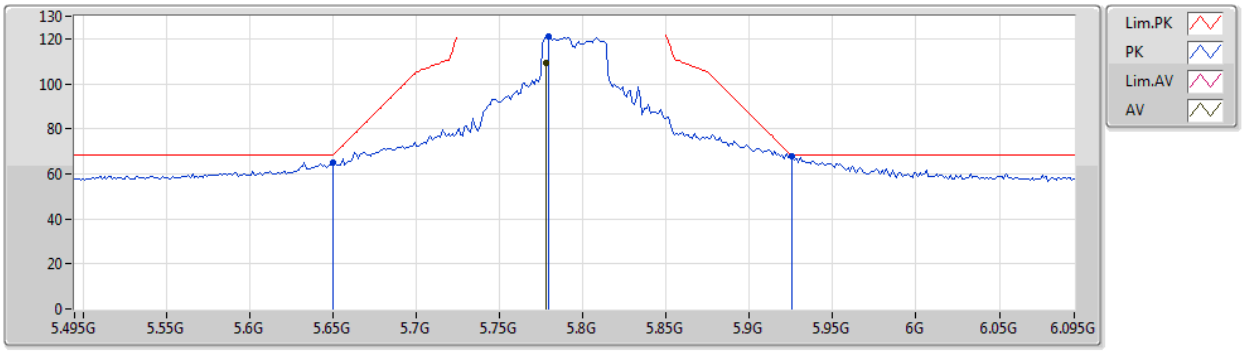

Type	Freq	Level	Limit	Margin	Factor	Dist	Condition	Azimuth	Height	Comment	Raw	AF	CL	PA
	(Hz)	(dBuV/m)	(dBuV/m)	(dB)	(dB)	(m)		(°)	(m)		(dBuV)	(dB)	(dB)	(dB)
AV	5.7782G	109.16	Inf	-Inf	5.98	3	Vertical	61	1.48	-	103.18	32.29	7.66	33.97
PK	5.6498G	65.21	68.20	-2.99	5.74	3	Vertical	61	1.48	-	59.47	32.11	7.57	33.94
PK	5.7794G	121.04	Inf	-Inf	5.98	3	Vertical	61	1.48	-	115.06	32.29	7.66	33.97
PK	5.9258G	67.68	68.20	-0.52	6.26	3	Vertical	61	1.48	-	61.42	32.50	7.75	33.99

802.11ax HEW40-BF_Nss1,(MCS0)_2TX

5795MHz_TX

19/02/2020

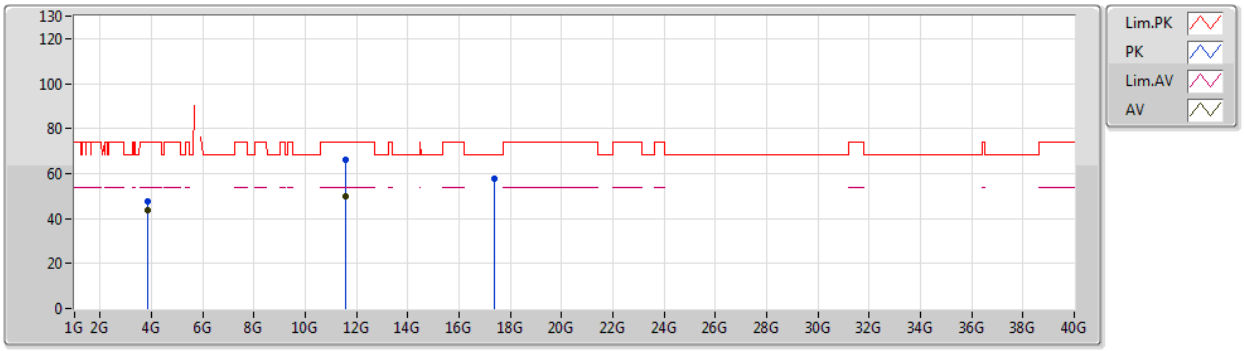

Type	Freq	Level	Limit	Margin	Factor	Dist	Condition	Azimuth	Height	Comment	Raw	AF	CL	PA
	(Hz)	(dBuV/m)	(dBuV/m)	(dB)	(dB)	(m)		(°)	(m)		(dBuV)	(dB)	(dB)	(dB)
AV	3.86335G	43.65	54.00	-10.35	-15.28	3	Vertical	360	1.36	-	58.93	29.45	6.49	51.22
AV	11.59294G	49.85	54.00	-4.15	6.50	3	Vertical	3	1.48	-	43.35	39.49	10.73	43.72
PK	3.86335G	47.54	74.00	-26.46	-15.28	3	Vertical	360	1.36	-	62.82	29.45	6.49	51.22
PK	11.59012G	66.09	74.00	-7.91	6.50	3	Vertical	3	1.48	-	59.59	39.49	10.73	43.72
PK	17.37948G	57.74	68.20	-10.46	14.85	3	Vertical	10	1.49	-	42.89	42.50	13.94	41.59

802.11ax HEW40-BF_Nss1,(MCS0)_2TX

5795MHz_TX

19/02/2020

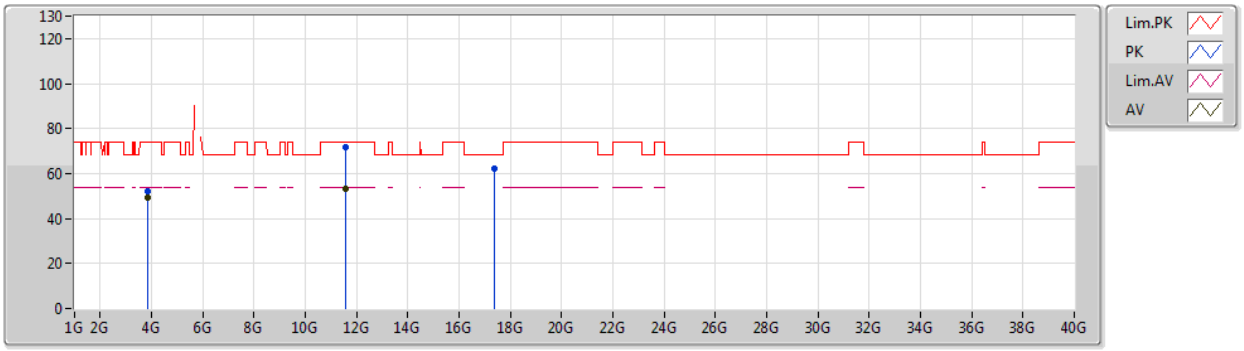

Type	Freq	Level	Limit	Margin	Factor	Dist	Condition	Azimuth	Height	Comment	Raw	AF	CL	PA
	(Hz)	(dBuV/m)	(dBuV/m)	(dB)	(dB)	(m)		(°)	(m)		(dBuV)	(dB)	(dB)	(dB)
AV	3.86333G	49.55	54.00	-4.45	-15.28	3	Horizontal	352	1.71	-	64.83	29.45	6.49	51.22
AV	11.5753G	53.22	54.00	-0.78	6.50	3	Horizontal	73	2.12	-	46.72	39.51	10.72	43.73
PK	3.86332G	51.89	74.00	-22.11	-15.28	3	Horizontal	352	1.71	-	67.17	29.45	6.49	51.22
PK	11.59012G	71.66	74.00	-2.34	6.50	3	Horizontal	73	2.12	-	65.16	39.49	10.73	43.72
PK	17.3823G	62.13	68.20	-6.07	14.88	3	Horizontal	8	1.51	-	47.25	42.52	13.95	41.59

802.11ax HEW80-BF_Nss1,(MCS0)_2TX

5210MHz_TX

19/02/2020

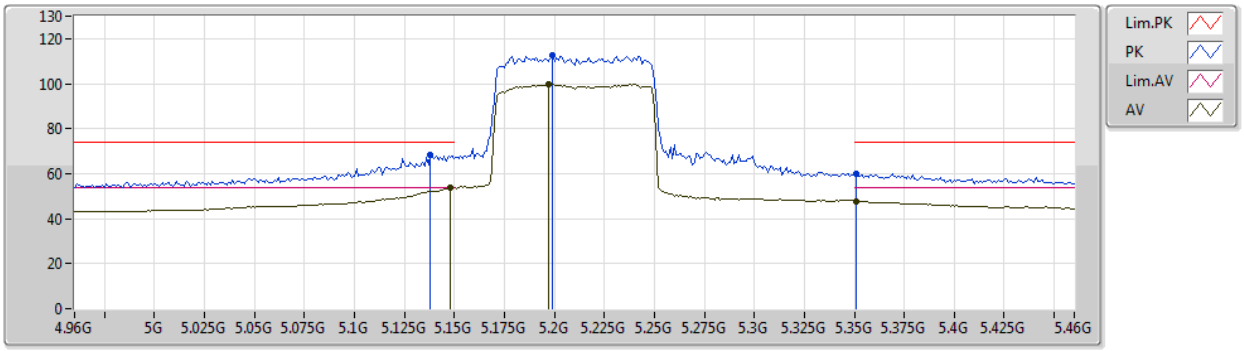

Type	Freq	Level	Limit	Margin	Factor	Dist	Condition	Azimuth	Height	Comment	Raw	AF	CL	PA
	(Hz)	(dBuV/m)	(dBuV/m)	(dB)	(dB)	(m)		(°)	(m)		(dBuV)	(dB)	(dB)	(dB)
AV	5.148G	53.78	54.00	-0.22	4.96	3	Vertical	327	1.49	-	48.82	31.76	7.03	33.83
AV	5.197G	99.69	Inf	-Inf	5.03	3	Vertical	327	1.49	-	94.66	31.78	7.10	33.85
AV	5.351G	47.87	54.00	-6.13	5.24	3	Vertical	327	1.49	-	42.63	31.84	7.29	33.89
PK	5.138G	68.28	74.00	-5.72	4.95	3	Vertical	327	1.49	-	63.33	31.76	7.02	33.83
PK	5.199G	112.80	Inf	-Inf	5.03	3	Vertical	327	1.49	-	107.77	31.78	7.10	33.85
PK	5.351G	59.85	74.00	-14.15	5.24	3	Vertical	327	1.49	-	54.61	31.84	7.29	33.89

802.11ax HEW80-BF_Nss1,(MCS0)_2TX

5210MHz_TX

19/02/2020

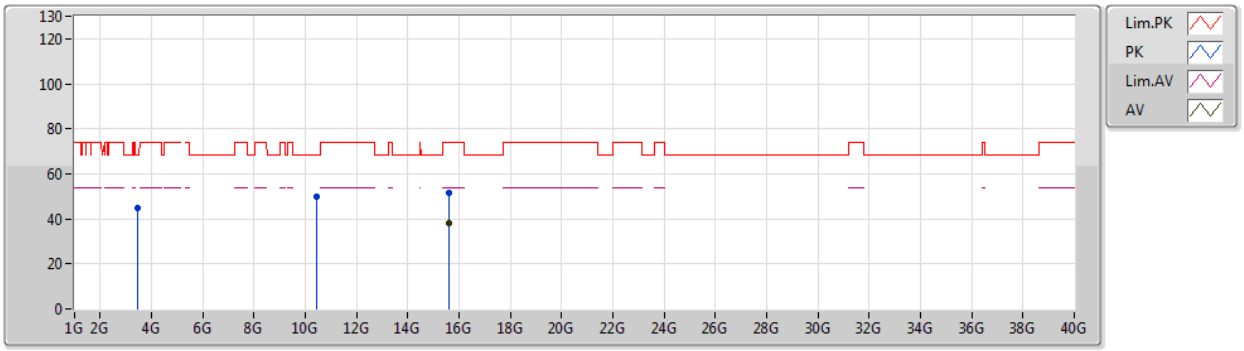

Type	Freq	Level	Limit	Margin	Factor	Dist	Condition	Azimuth	Height	Comment	Raw	AF	CL	PA
	(Hz)	(dBuV/m)	(dBuV/m)	(dB)	(dB)	(m)		(°)	(m)		(dBuV)	(dB)	(dB)	(dB)
AV	15.61524G	37.95	54.00	-16.05	8.52	3	Vertical	324	1.50	-	29.43	38.52	12.93	42.93
PK	3.47333G	44.70	68.20	-23.50	-16.79	3	Vertical	340	1.48	-	61.49	28.78	5.66	51.23
PK	10.42798G	50.11	68.20	-18.09	5.74	3	Vertical	104	1.83	-	44.37	39.46	10.34	44.06
PK	15.62484G	51.63	74.00	-22.37	8.52	3	Vertical	324	1.50	-	43.11	38.49	12.95	42.92

802.11ax HEW80-BF_Nss1,(MCS0)_2TX

5210MHz_TX

19/02/2020

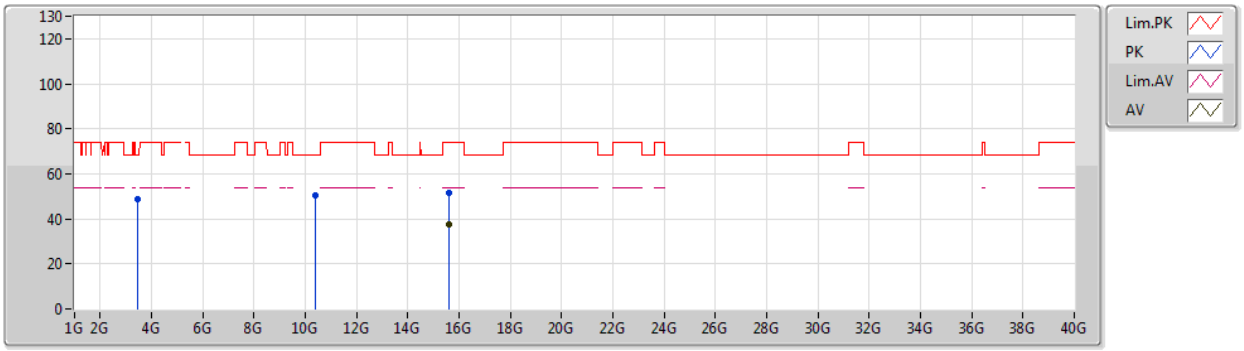

Type	Freq	Level	Limit	Margin	Factor	Dist	Condition	Azimuth	Height	Comment	Raw	AF	CL	PA
	(Hz)	(dBuV/m)	(dBuV/m)	(dB)	(dB)	(m)		(°)	(m)		(dBuV)	(dB)	(dB)	(dB)
AV	15.62334G	37.80	54.00	-16.20	8.52	3	Horizontal	198	1.49	-	29.28	38.49	12.95	42.92
PK	3.47334G	48.63	68.20	-19.57	-16.79	3	Horizontal	339	1.49	-	65.42	28.78	5.66	51.23
PK	10.41718G	50.33	68.20	-17.87	5.72	3	Horizontal	63	1.45	-	44.61	39.44	10.34	44.06
PK	15.6177G	51.59	74.00	-22.41	8.53	3	Horizontal	198	1.49	-	43.06	38.51	12.94	42.92

802.11ax HEW80-BF_Nss1,(MCS0)_2TX

5290MHz_TX

19/02/2020

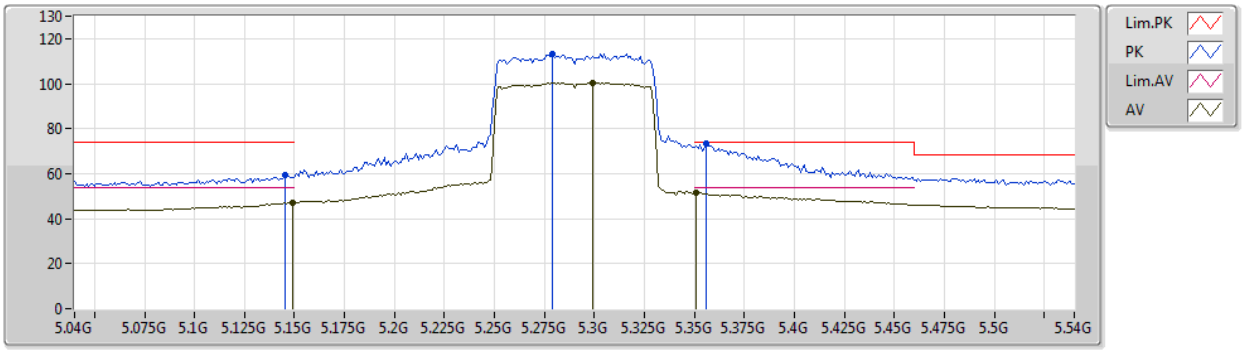

Type	Freq	Level	Limit	Margin	Factor	Dist	Condition	Azimuth	Height	Comment	Raw	AF	CL	PA
	(Hz)	(dBuV/m)	(dBuV/m)	(dB)	(dB)	(m)		(°)	(m)		(dBuV)	(dB)	(dB)	(dB)
AV	5.149G	47.15	54.00	-6.85	4.97	3	Vertical	322	1.48	-	42.18	31.76	7.04	33.83
AV	5.299G	100.41	Inf	-Inf	5.17	3	Vertical	322	1.48	-	95.24	31.82	7.22	33.87
AV	5.351G	51.76	54.00	-2.24	5.24	3	Vertical	322	1.48	-	46.52	31.84	7.29	33.89
PK	5.145G	59.25	74.00	-14.75	4.96	3	Vertical	322	1.48	-	54.29	31.76	7.03	33.83
PK	5.279G	113.21	Inf	-Inf	5.14	3	Vertical	322	1.48	-	108.07	31.81	7.20	33.87
PK	5.356G	73.68	74.00	-0.32	5.25	3	Vertical	322	1.48	-	68.43	31.84	7.30	33.89

802.11ax HEW80-BF_Nss1,(MCS0)_2TX

5290MHz_TX

19/02/2020

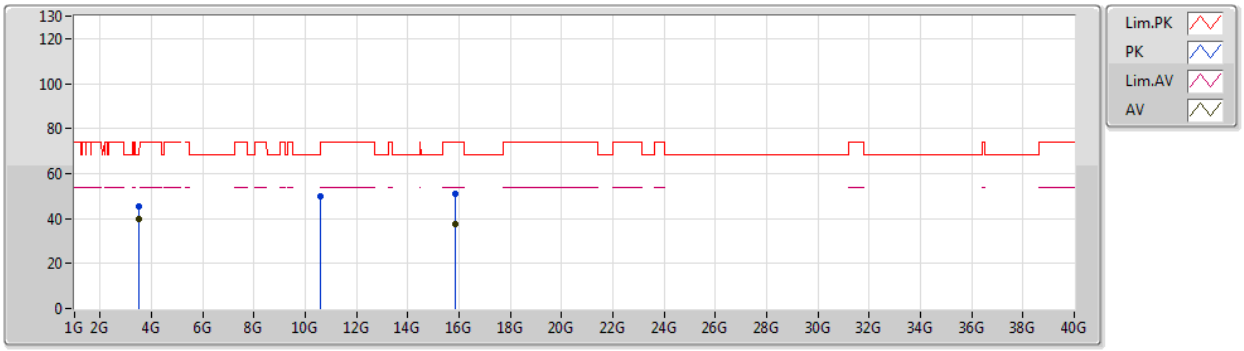

Type	Freq	Level	Limit	Margin	Factor	Dist	Condition	Azimuth	Height	Comment	Raw	AF	CL	PA
	(Hz)	(dBuV/m)	(dBuV/m)	(dB)	(dB)	(m)		(°)	(m)		(dBuV)	(dB)	(dB)	(dB)
AV	3.52671G	39.94	54.00	-14.06	-16.66	3	Vertical	344	1.49	-	56.60	28.85	5.73	51.24
AV	15.87654G	37.43	54.00	-16.57	8.12	3	Vertical	0	1.70	-	29.31	37.56	13.34	42.78
PK	3.52665G	45.13	74.00	-28.87	-16.66	3	Vertical	344	1.49	-	61.79	28.85	5.73	51.24
PK	10.5662G	50.00	68.20	-18.20	5.97	3	Vertical	81	1.87	-	44.03	39.64	10.36	44.03
PK	15.87156G	50.91	74.00	-23.09	8.14	3	Vertical	0	1.70	-	42.77	37.58	13.34	42.78

802.11ax HEW80-BF_Nss1,(MCS0)_2TX

5290MHz_TX

19/02/2020

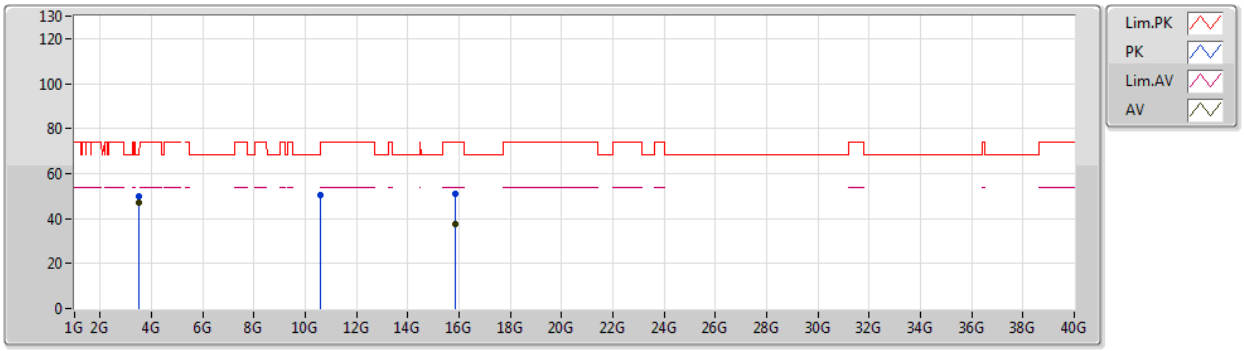

Type	Freq	Level	Limit	Margin	Factor	Dist	Condition	Azimuth	Height	Comment	Raw	AF	CL	PA
	(Hz)	(dBuV/m)	(dBuV/m)	(dB)	(dB)	(m)		(°)	(m)		(dBuV)	(dB)	(dB)	(dB)
AV	3.52669G	47.34	54.00	-6.66	-16.66	3	Horizontal	340	1.60	-	64.00	28.85	5.73	51.24
AV	15.85854G	37.27	54.00	-16.73	8.14	3	Horizontal	149	2.92	-	29.13	37.62	13.31	42.79
PK	3.52671G	49.84	74.00	-24.16	-16.66	3	Horizontal	340	1.60	-	66.50	28.85	5.73	51.24
PK	10.57982G	50.65	68.20	-17.55	6.00	3	Horizontal	19	1.48	-	44.65	39.65	10.37	44.02
PK	15.85974G	50.91	74.00	-23.09	8.15	3	Horizontal	149	2.92	-	42.76	37.62	13.32	42.79

802.11ax HEW80-BF_Nss1,(MCS0)_2TX

5530MHz_TX

19/02/2020

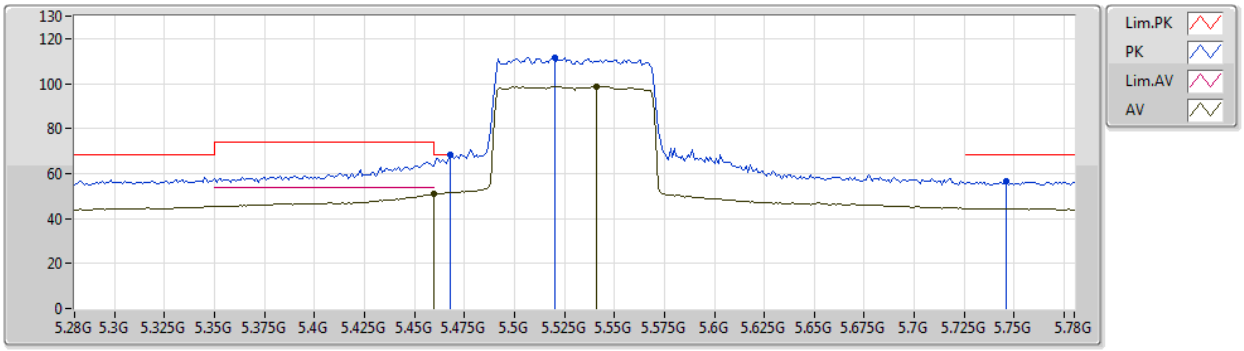

Type	Freq	Level	Limit	Margin	Factor	Dist	Condition	Azimuth	Height	Comment	Raw	AF	CL	PA
	(Hz)	(dBuV/m)	(dBuV/m)	(dB)	(dB)	(m)		(°)	(m)		(dBuV)	(dB)	(dB)	(dB)
AV	5.46G	50.98	54.00	-3.02	5.40	3	Vertical	185	1.49	-	45.58	31.88	7.43	33.91
AV	5.541G	98.65	Inf	-Inf	5.53	3	Vertical	185	1.49	-	93.12	31.96	7.50	33.93
PK	5.468G	68.12	68.20	-0.08	5.42	3	Vertical	185	1.49	-	62.70	31.89	7.44	33.91
PK	5.52G	111.61	Inf	-Inf	5.50	3	Vertical	185	1.49	-	106.11	31.93	7.49	33.92
PK	5.746G	56.65	68.20	-11.55	5.91	3	Vertical	185	1.49	-	50.74	32.24	7.63	33.96

802.11ax HEW80-BF_Nss1,(MCS0)_2TX

5530MHz_TX

19/02/2020

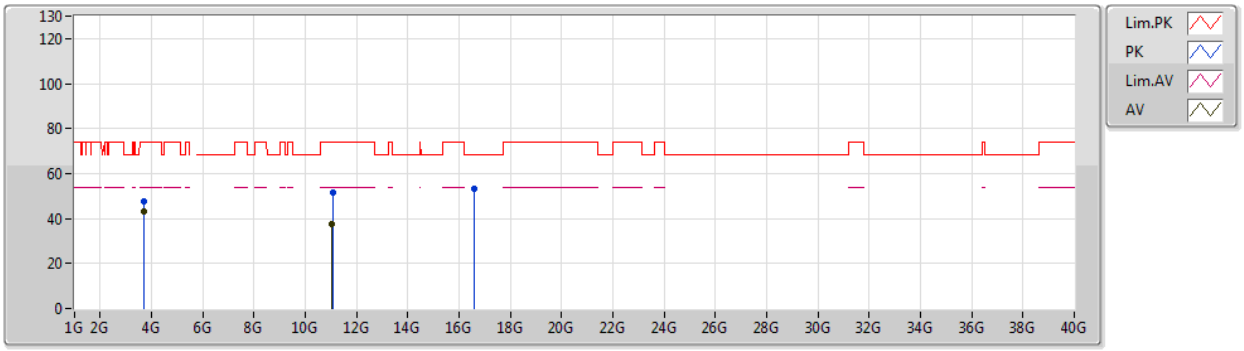

Type	Freq	Level	Limit	Margin	Factor	Dist	Condition	Azimuth	Height	Comment	Raw	AF	CL	PA
	(Hz)	(dBuV/m)	(dBuV/m)	(dB)	(dB)	(m)		(°)	(m)		(dBuV)	(dB)	(dB)	(dB)
AV	3.68668G	43.06	54.00	-10.94	-16.00	3	Vertical	329	2.77	-	59.06	29.14	6.09	51.23
AV	11.04866G	37.51	54.00	-16.49	6.78	3	Vertical	54	2.60	-	30.73	40.14	10.47	43.83
PK	3.68672G	47.38	74.00	-26.62	-16.00	3	Vertical	329	2.77	-	63.38	29.14	6.09	51.23
PK	11.0591G	51.43	74.00	-22.57	6.77	3	Vertical	54	2.60	-	44.66	40.13	10.47	43.83
PK	16.57794G	53.31	68.20	-14.89	10.69	3	Vertical	149	1.49	-	42.62	38.78	13.72	41.81

802.11ax HEW80-BF_Nss1,(MCS0)_2TX

5530MHz_TX

19/02/2020

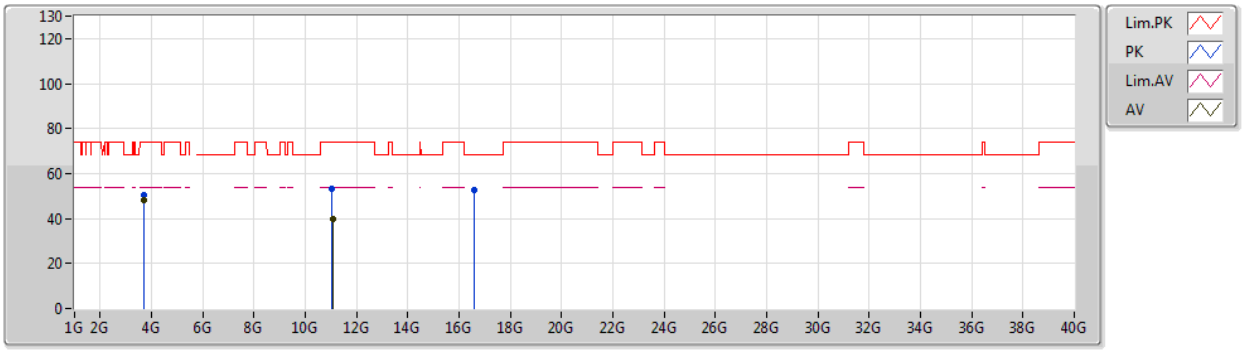

Type	Freq	Level	Limit	Margin	Factor	Dist	Condition	Azimuth	Height	Comment	Raw	AF	CL	PA
	(Hz)	(dBuV/m)	(dBuV/m)	(dB)	(dB)	(m)		(°)	(m)		(dBuV)	(dB)	(dB)	(dB)
AV	3.68668G	48.11	54.00	-5.89	-16.00	3	Horizontal	24	1.72	-	64.11	29.14	6.09	51.23
AV	11.06102G	39.63	54.00	-14.37	6.77	3	Horizontal	8	1.65	-	32.86	40.13	10.47	43.83
PK	3.68673G	50.40	74.00	-23.60	-16.00	3	Horizontal	24	1.72	-	66.40	29.14	6.09	51.23
PK	11.05586G	53.39	74.00	-20.61	6.77	3	Horizontal	8	1.65	-	46.62	40.13	10.47	43.83
PK	16.5777G	52.90	68.20	-15.30	10.68	3	Horizontal	189	1.48	-	42.22	38.78	13.71	41.81

802.11ax HEW80-BF_Nss1,(MCS0)_2TX

5610MHz_TX

20/02/2020

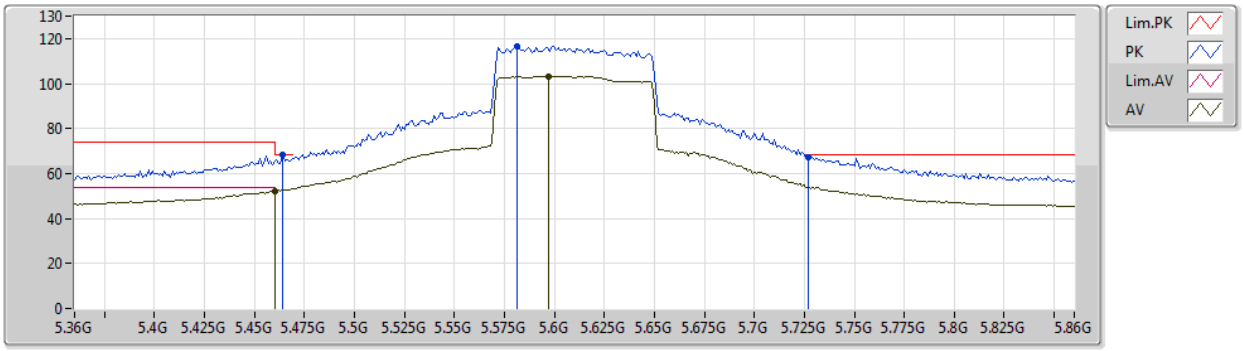

Type	Freq	Level	Limit	Margin	Factor	Dist	Condition	Azimuth	Height	Comment	Raw	AF	CL	PA
	(Hz)	(dBuV/m)	(dBuV/m)	(dB)	(dB)	(m)		(°)	(m)		(dBuV)	(dB)	(dB)	(dB)
AV	5.46G	52.28	54.00	-1.72	5.40	3	Vertical	0	1.49	-	46.88	31.88	7.43	33.91
AV	5.597G	103.38	Inf	-Inf	5.64	3	Vertical	0	1.49	-	97.74	32.04	7.54	33.94
PK	5.464G	68.12	68.20	-0.08	5.41	3	Vertical	0	1.49	-	62.71	31.89	7.43	33.91
PK	5.581G	116.52	Inf	-Inf	5.60	3	Vertical	0	1.49	-	110.92	32.01	7.53	33.94
PK	5.727G	67.50	68.20	-0.70	5.88	3	Vertical	0	1.49	-	61.62	32.22	7.62	33.96

802.11ax HEW80-BF_Nss1,(MCS0)_2TX

5610MHz_TX

20/02/2020

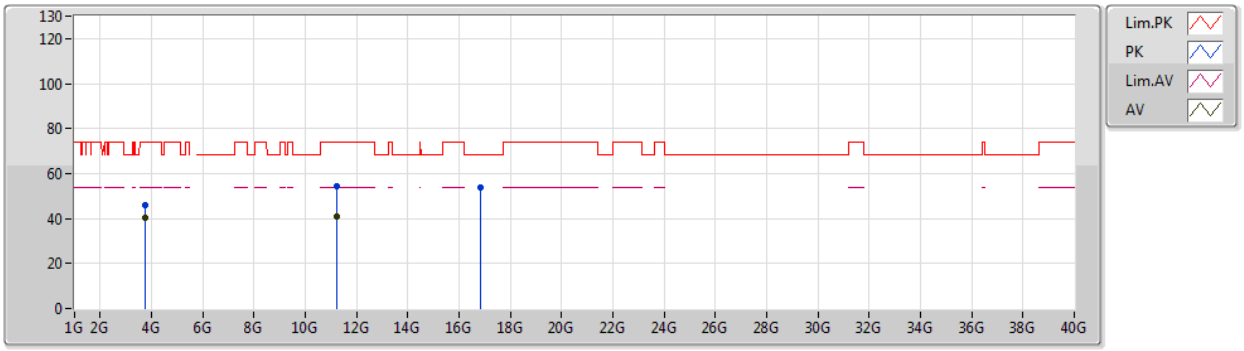

Type	Freq	Level	Limit	Margin	Factor	Dist	Condition	Azimuth	Height	Comment	Raw	AF	CL	PA
	(Hz)	(dBuV/m)	(dBuV/m)	(dB)	(dB)	(m)		(°)	(m)		(dBuV)	(dB)	(dB)	(dB)
AV	3.74002G	40.35	54.00	-13.65	-15.79	3	Vertical	142	1.32	-	56.14	29.23	6.21	51.23
AV	11.22372G	40.80	54.00	-13.20	6.67	3	Vertical	69	2.04	-	34.13	39.93	10.55	43.81
PK	3.74007G	45.73	74.00	-28.27	-15.79	3	Vertical	142	1.32	-	61.52	29.23	6.21	51.23
PK	11.22288G	54.45	74.00	-19.55	6.67	3	Vertical	69	2.04	-	47.78	39.93	10.55	43.81
PK	16.82016G	53.77	68.20	-14.43	11.72	3	Vertical	263	1.49	-	42.05	39.48	13.79	41.55

802.11ax HEW80-BF_Nss1,(MCS0)_2TX

5610MHz_TX

20/02/2020

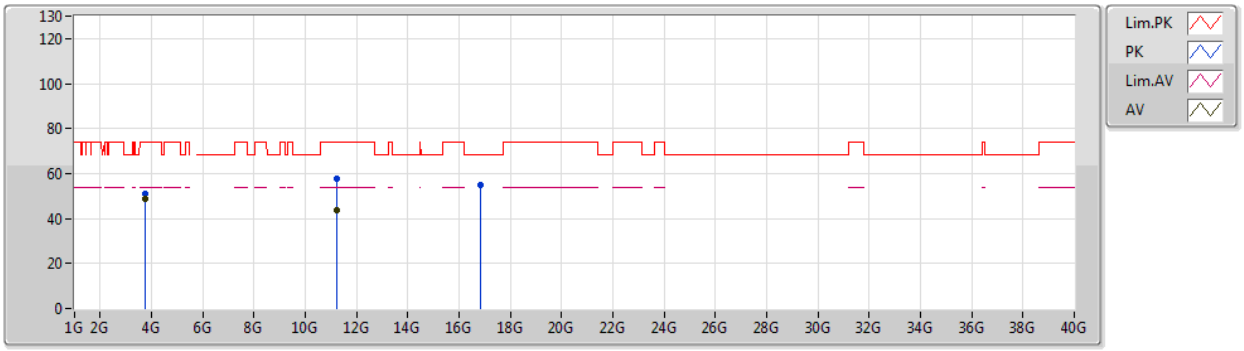

Type	Freq	Level	Limit	Margin	Factor	Dist	Condition	Azimuth	Height	Comment	Raw	AF	CL	PA
	(Hz)	(dBuV/m)	(dBuV/m)	(dB)	(dB)	(m)		(°)	(m)		(dBuV)	(dB)	(dB)	(dB)
AV	3.74001G	49.02	54.00	-4.98	-15.79	3	Horizontal	18	1.03	-	64.81	29.23	6.21	51.23
AV	11.22G	43.90	54.00	-10.10	6.68	3	Horizontal	6	1.63	-	37.22	39.94	10.55	43.81
PK	3.74005G	50.93	74.00	-23.07	-15.79	3	Horizontal	18	1.03	-	66.72	29.23	6.21	51.23
PK	11.2149G	57.62	74.00	-16.38	6.68	3	Horizontal	6	1.63	-	50.94	39.94	10.55	43.81
PK	16.83486G	54.74	68.20	-13.46	11.78	3	Horizontal	356	1.48	-	42.96	39.52	13.79	41.53

802.11ax HEW80-BF_Nss1,(MCS0)_2TX

20/02/2020

5690MHz Straddle 5.47-5.725GHz_TX

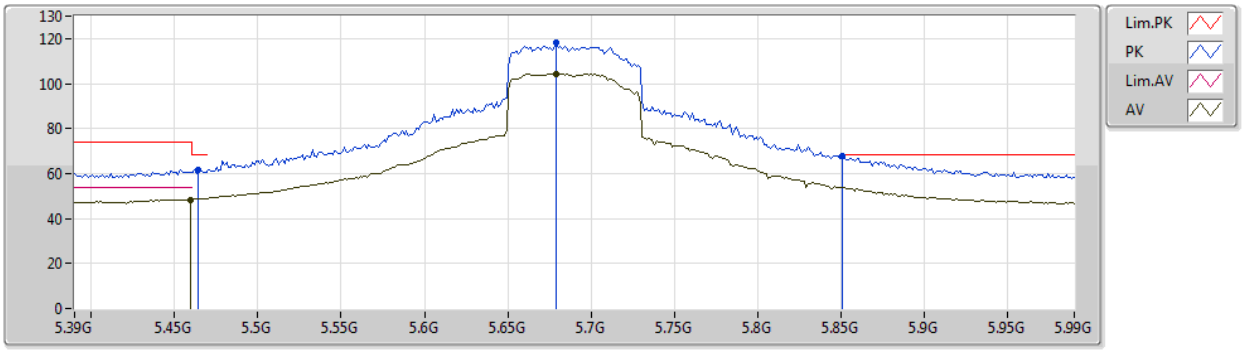

Type	Freq	Level	Limit	Margin	Factor	Dist	Condition	Azimuth	Height	Comment	Raw	AF	CL	PA
	(Hz)	(dBuV/m)	(dBuV/m)	(dB)	(dB)	(m)		(°)	(m)		(dBuV)	(dB)	(dB)	(dB)
AV	5.4596G	48.46	54.00	-5.54	5.40	3	Vertical	330	1.65	-	43.06	31.88	7.43	33.91
AV	5.6792G	104.27	Inf	-Inf	5.79	3	Vertical	330	1.65	-	98.48	32.15	7.59	33.95
PK	5.4644G	61.45	68.20	-6.75	5.41	3	Vertical	330	1.65	-	56.04	31.89	7.43	33.91
PK	5.6792G	118.17	Inf	-Inf	5.79	3	Vertical	330	1.65	-	112.38	32.15	7.59	33.95
PK	5.8508G	67.97	68.20	-0.23	6.11	3	Vertical	330	1.65	-	61.86	32.39	7.70	33.98

802.11ax HEW80-BF_Nss1,(MCS0)_2TX

5690MHz Straddle 5.47-5.725GHz_TX

20/02/2020

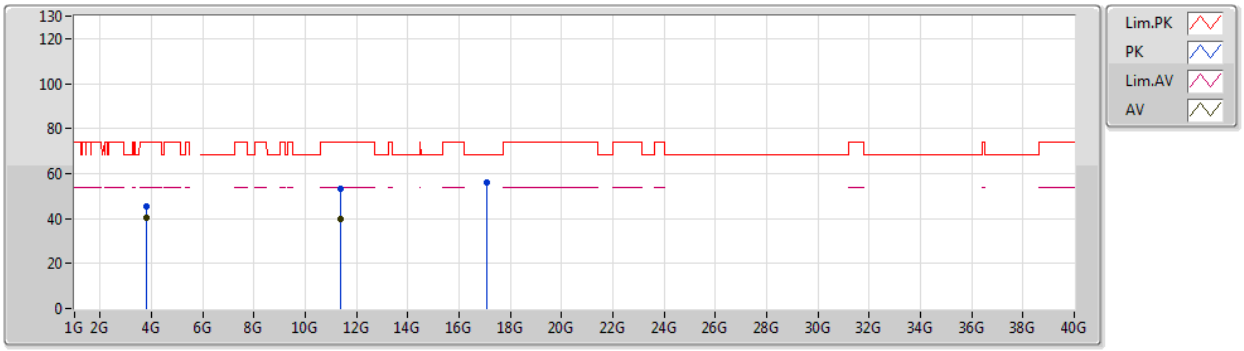

Type	Freq	Level	Limit	Margin	Factor	Dist	Condition	Azimuth	Height	Comment	Raw	AF	CL	PA
	(Hz)	(dBuV/m)	(dBuV/m)	(dB)	(dB)	(m)		(°)	(m)		(dBuV)	(dB)	(dB)	(dB)
AV	3.79332G	40.53	54.00	-13.47	-15.56	3	Vertical	145	1.37	-	56.09	29.33	6.33	51.22
AV	11.37988G	39.61	54.00	-14.39	6.58	3	Vertical	360	1.50	-	33.03	39.74	10.63	43.79
PK	3.79332G	45.36	74.00	-28.64	-15.56	3	Vertical	145	1.37	-	60.92	29.33	6.33	51.22
PK	11.38966G	53.14	74.00	-20.86	6.57	3	Vertical	360	1.50	-	46.57	39.73	10.63	43.79
PK	17.06742G	55.98	68.20	-12.22	12.91	3	Vertical	346	1.49	-	43.07	40.44	13.86	41.39

802.11ax HEW80-BF_Nss1,(MCS0)_2TX

20/02/2020

5690MHz Straddle 5.47-5.725GHz_TX

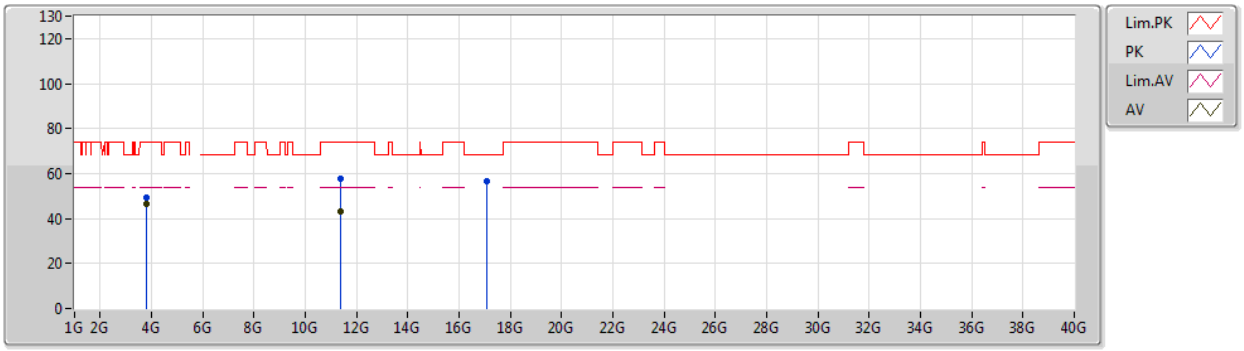

Type	Freq	Level	Limit	Margin	Factor	Dist	Condition	Azimuth	Height	Comment	Raw	AF	CL	PA
	(Hz)	(dBuV/m)	(dBuV/m)	(dB)	(dB)	(m)		(°)	(m)		(dBuV)	(dB)	(dB)	(dB)
AV	3.79336G	46.52	54.00	-7.48	-15.56	3	Horizontal	10	1.50	-	62.08	29.33	6.33	51.22
AV	11.39008G	43.15	54.00	-10.85	6.57	3	Horizontal	1	1.58	-	36.58	39.73	10.63	43.79
PK	3.7934G	49.15	74.00	-24.85	-15.56	3	Horizontal	10	1.50	-	64.71	29.33	6.33	51.22
PK	11.38948G	57.48	74.00	-16.52	6.57	3	Horizontal	1	1.58	-	50.91	39.73	10.63	43.79
PK	17.06034G	56.39	68.20	-11.81	12.87	3	Horizontal	0	1.30	-	43.52	40.40	13.86	41.39

802.11ax HEW80-BF_Nss1,(MCS0)_2TX

5775MHz_TX

20/02/2020

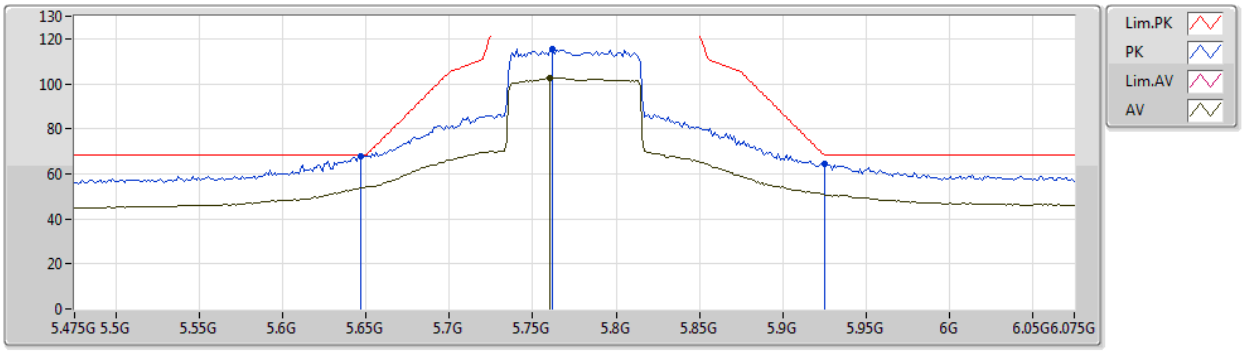

Type	Freq	Level	Limit	Margin	Factor	Dist	Condition	Azimuth	Height	Comment	Raw	AF	CL	PA
	(Hz)	(dBuV/m)	(dBuV/m)	(dB)	(dB)	(m)		(°)	(m)		(dBuV)	(dB)	(dB)	(dB)
AV	5.7606G	102.74	Inf	-Inf	5.94	3	Vertical	44	1.50	-	96.80	32.26	7.64	33.96
PK	5.6466G	67.86	68.20	-0.34	5.74	3	Vertical	44	1.50	-	62.12	32.11	7.57	33.94
PK	5.7618G	115.29	Inf	-Inf	5.95	3	Vertical	44	1.50	-	109.34	32.27	7.64	33.96
PK	5.925G	64.23	68.20	-3.97	6.27	3	Vertical	44	1.50	-	57.96	32.50	7.75	33.98

802.11ax HEW80-BF_Nss1,(MCS0)_2TX

5775MHz_TX

20/02/2020

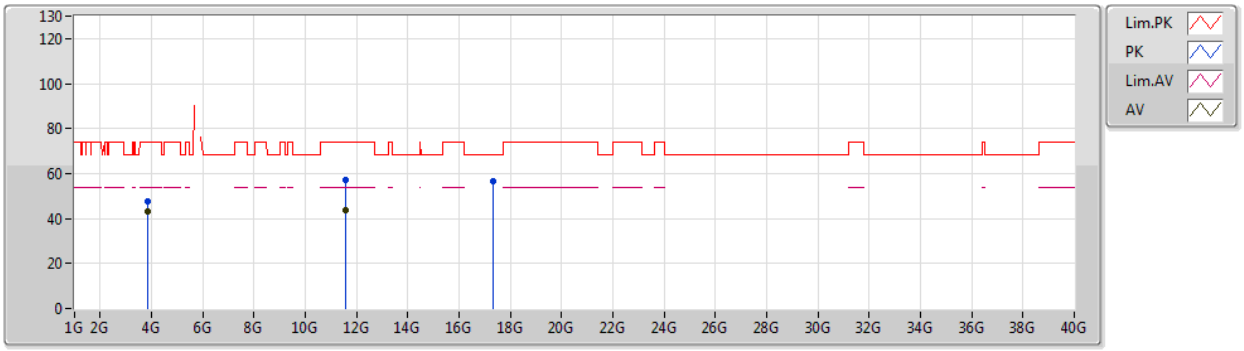

Type	Freq	Level	Limit	Margin	Factor	Dist	Condition	Azimuth	Height	Comment	Raw	AF	CL	PA
	(Hz)	(dBuV/m)	(dBuV/m)	(dB)	(dB)	(m)		(°)	(m)		(dBuV)	(dB)	(dB)	(dB)
AV	3.85004G	43.10	54.00	-10.90	-15.33	3	Vertical	357	1.35	-	58.43	29.43	6.46	51.22
AV	11.5644G	43.85	54.00	-10.15	6.50	3	Vertical	4	1.68	-	37.35	39.52	10.72	43.74
PK	3.85005G	47.69	74.00	-26.31	-15.33	3	Vertical	357	1.35	-	63.02	29.43	6.46	51.22
PK	11.5635G	57.30	74.00	-16.70	6.50	3	Vertical	4	1.68	-	50.80	39.52	10.72	43.74
PK	17.31042G	56.76	68.20	-11.44	14.43	3	Vertical	0	1.67	-	42.33	42.05	13.93	41.55

802.11ax HEW80-BF_Nss1,(MCS0)_2TX

5775MHz_TX

20/02/2020

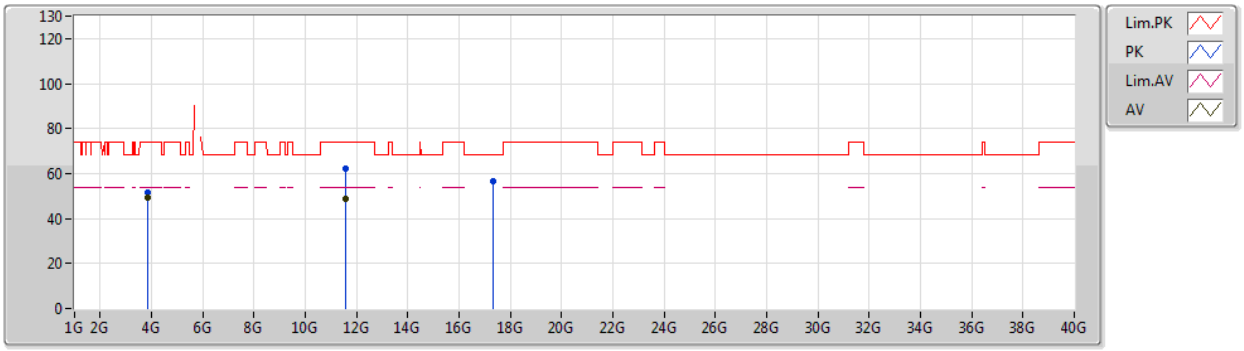

Type	Freq	Level	Limit	Margin	Factor	Dist	Condition	Azimuth	Height	Comment	Raw	AF	CL	PA
	(Hz)	(dBuV/m)	(dBuV/m)	(dB)	(dB)	(m)		(°)	(m)		(dBuV)	(dB)	(dB)	(dB)
AV	3.84998G	49.07	54.00	-4.93	-15.33	3	Horizontal	353	2.04	-	64.40	29.43	6.46	51.22
AV	11.55948G	48.53	54.00	-5.47	6.51	3	Horizontal	67	1.85	-	42.02	39.53	10.72	43.74
PK	3.84997G	51.47	74.00	-22.53	-15.33	3	Horizontal	353	2.04	-	66.80	29.43	6.46	51.22
PK	11.56482G	62.24	74.00	-11.76	6.50	3	Horizontal	67	1.85	-	55.74	39.52	10.72	43.74
PK	17.33796G	56.70	68.20	-11.50	14.59	3	Horizontal	334	1.49	-	42.11	42.23	13.93	41.57

Summary

Mode	Result	Type	Freq (Hz)	Level (dBuV/m)	Limit (dBuV/m)	Margin (dB)	Dist (m)	Condition	Azimuth (°)	Height (m)	Comments
5.725-5.85GHz	-	-	-	-	-	-	-	-	-	-	-
802.11ax HEW80-BF_Nss1,(MCS0)_2TX	Pass	PK	39.7M	34.67	40.00	-5.33	3	Horizontal	360	1.00	-

Result

Mode	Result	Type	Freq (Hz)	Level (dBuV/m)	Limit (dBuV/m)	Margin (dB)	Dist (m)	Condition	Azimuth (°)	Height (m)	Comments
802.11ax HEW80-BF_Nss1,(MCS0)_2TX	-	-	-	-	-	-	-	-	-	-	-
5775MHz	Pass	PK	90.14M	33.78	43.50	-9.72	3	Vertical	0	1.00	-
5775MHz	Pass	PK	256.98M	31.93	46.00	-14.07	3	Vertical	0	1.00	-
5775MHz	Pass	PK	499.48M	36.15	46.00	-9.85	3	Vertical	0	1.00	-
5775MHz	Pass	PK	625.58M	32.96	46.00	-13.04	3	Vertical	0	1.00	-
5775MHz	Pass	PK	734.22M	40.50	46.00	-5.50	3	Vertical	0	1.00	-
5775MHz	Pass	QP	49.4M	31.71	40.00	-8.29	3	Vertical	240	1.98	-
5775MHz	Pass	PK	39.7M	34.67	40.00	-5.33	3	Horizontal	360	1.00	-
5775MHz	Pass	PK	90.14M	32.48	43.50	-11.02	3	Horizontal	360	1.00	-
5775MHz	Pass	PK	206.54M	28.96	43.50	-14.54	3	Horizontal	360	1.00	-
5775MHz	Pass	PK	499.48M	36.25	46.00	-9.75	3	Horizontal	360	1.00	-
5775MHz	Pass	PK	625.58M	32.80	46.00	-13.20	3	Horizontal	360	1.00	-
5775MHz	Pass	PK	738.1M	38.97	46.00	-7.03	3	Horizontal	360	1.00	-

802.11ax HEW80-BF_Nss1,(MCS0)_2TX

5775MHz_PoE

22/02/2020

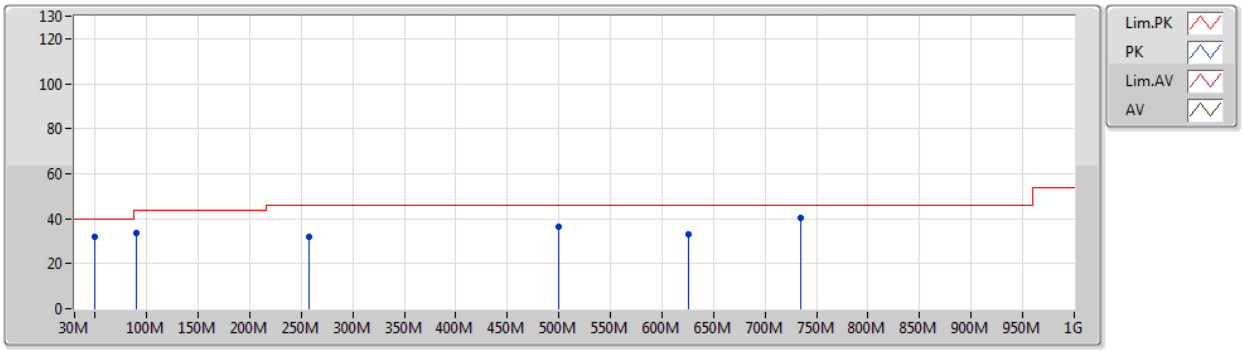

Type	Freq	Level	Limit	Margin	Factor	Dist	Condition	Azimuth	Height	Comment	Raw	AF	CL	PA
	(Hz)	(dBuV/m)	(dBuV/m)	(dB)	(dB)	(m)		(°)	(m)		(dBuV)	(dB)	(dB)	(dB)
PK	90.14M	33.78	43.50	-9.72	-12.38	3	Vertical	0	1.00	-	46.16	13.98	1.39	27.75
PK	256.98M	31.93	46.00	-14.07	-6.11	3	Vertical	0	1.00	-	38.04	18.32	2.75	27.18
PK	499.48M	36.15	46.00	-9.85	-2.39	3	Vertical	0	1.00	-	38.54	22.71	3.31	28.41
PK	625.58M	32.96	46.00	-13.04	-0.67	3	Vertical	0	1.00	-	33.63	24.12	3.74	28.53
PK	734.22M	40.50	46.00	-5.50	0.42	3	Vertical	0	1.00	-	40.08	24.68	4.10	28.36
QP	49.4M	31.71	40.00	-8.29	-13.46	3	Vertical	240	1.98	-	45.17	13.40	0.83	27.69

802.11ax HEW80-BF_Nss1,(MCS0)_2TX

5775MHz_PoE

22/02/2020

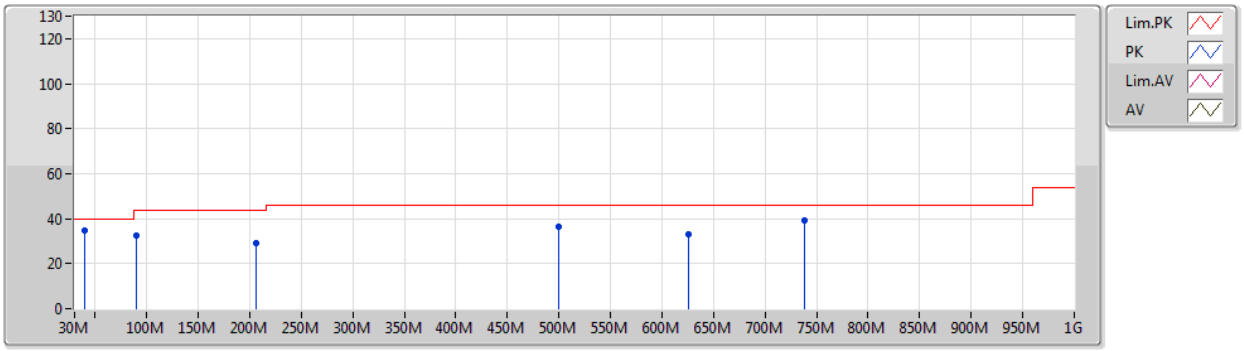

Type	Freq	Level	Limit	Margin	Factor	Dist	Condition	Azimuth	Height	Comment	Raw	AF	CL	PA
	(Hz)	(dBuV/m)	(dBuV/m)	(dB)	(dB)	(m)		(°)	(m)		(dBuV)	(dB)	(dB)	(dB)
PK	39.7M	34.67	40.00	-5.33	-9.60	3	Horizontal	360	1.00	-	44.27	17.44	0.64	27.68
PK	90.14M	32.48	43.50	-11.02	-12.38	3	Horizontal	360	1.00	-	44.86	13.98	1.39	27.75
PK	206.54M	28.96	43.50	-14.54	-10.69	3	Horizontal	360	1.00	-	39.65	14.26	2.41	27.36
PK	499.48M	36.25	46.00	-9.75	-2.39	3	Horizontal	360	1.00	-	38.64	22.71	3.31	28.41
PK	625.58M	32.80	46.00	-13.20	-0.67	3	Horizontal	360	1.00	-	33.47	24.12	3.74	28.53
PK	738.1M	38.97	46.00	-7.03	0.50	3	Horizontal	360	1.00	-	38.47	24.74	4.11	28.35

Summary

Mode	Result	Type	Freq (Hz)	Level (dBuV/m)	Limit (dBuV/m)	Margin (dB)	Dist (m)	Condition	Azimuth (°)	Height (m)	Comments
5.15-5.25GHz	-	-	-	-	-	-	-	-	-	-	-
802.11ax HEW20-BF_Nss1,(MCS0)_2TX	Pass	AV	5.15G	53.84	54.00	-0.16	3	Vertical	1	1.90	-
802.11ax HEW40-BF_Nss1,(MCS0)_2TX	Pass	PK	5.148G	73.89	74.00	-0.11	3	Vertical	189	1.76	-
802.11ax HEW80-BF_Nss1,(MCS0)_2TX	Pass	AV	5.149G	53.93	54.00	-0.07	3	Vertical	190	1.79	-
5.25-5.35GHz	-	-	-	-	-	-	-	-	-	-	-
802.11ax HEW20-BF_Nss1,(MCS0)_2TX	Pass	PK	5.35G	73.83	74.00	-0.17	3	Vertical	330	1.76	-
802.11ax HEW40-BF_Nss1,(MCS0)_2TX	Pass	AV	5.3504G	53.83	54.00	-0.17	3	Vertical	0	1.86	-
802.11ax HEW80-BF_Nss1,(MCS0)_2TX	Pass	AV	5.351G	53.65	54.00	-0.35	3	Vertical	190	1.49	-
5.47-5.725GHz	-	-	-	-	-	-	-	-	-	-	-
802.11ax HEW20-BF_Nss1,(MCS0)_2TX	Pass	PK	17.15946G	68.05	68.20	-0.15	3	Horizontal	355	1.49	-
802.11ax HEW40-BF_Nss1,(MCS0)_2TX	Pass	PK	5.8528G	68.15	68.20	-0.05	3	Vertical	187	1.86	-
802.11ax HEW80-BF_Nss1,(MCS0)_2TX	Pass	PK	5.8736G	67.99	68.20	-0.21	3	Vertical	317	1.92	-
5.725-5.85GHz	-	-	-	-	-	-	-	-	-	-	-
802.11ax HEW20-BF_Nss1,(MCS0)_2TX	Pass	PK	17.47848G	68.06	68.20	-0.14	3	Horizontal	29	1.61	-
802.11ax HEW40-BF_Nss1,(MCS0)_2TX	Pass	PK	5.6518G	69.18	69.53	-0.35	3	Vertical	229	1.78	-
802.11ax HEW80-BF_Nss1,(MCS0)_2TX	Pass	PK	5.6478G	67.99	68.20	-0.21	3	Vertical	226	1.50	-

Result

Mode	Result	Type	Freq (Hz)	Level (dBuV/m)	Limit (dBuV/m)	Margin (dB)	Dist (m)	Condition	Azimuth (°)	Height (m)	Comments
802.11ax HEW20-BF_Nss1,(MCS0)_2TX	-	-	-	-	-	-	-	-	-	-	-
5180MHz	Pass	AV	5.15G	53.80	54.00	-0.20	3	Vertical	0	1.69	-
5180MHz	Pass	AV	5.1722G	109.45	Inf	-Inf	3	Vertical	0	1.69	-
5180MHz	Pass	PK	5.1476G	71.07	74.00	-2.93	3	Vertical	0	1.69	-
5180MHz	Pass	PK	5.1734G	120.64	Inf	-Inf	3	Vertical	0	1.69	-
5180MHz	Pass	AV	15.5271G	39.16	54.00	-14.84	3	Vertical	33	1.50	-
5180MHz	Pass	PK	10.35982G	50.72	68.20	-17.48	3	Vertical	307	1.47	-
5180MHz	Pass	PK	15.53634G	52.32	74.00	-21.68	3	Vertical	33	1.50	-
5180MHz	Pass	AV	15.5298G	39.48	54.00	-14.52	3	Horizontal	49	1.48	-
5180MHz	Pass	PK	10.37098G	51.80	68.20	-16.40	3	Horizontal	349	1.49	-
5180MHz	Pass	PK	15.53142G	53.27	74.00	-20.73	3	Horizontal	49	1.48	-
5200MHz	Pass	AV	5.15G	53.84	54.00	-0.16	3	Vertical	1	1.90	-
5200MHz	Pass	AV	5.2072G	113.52	Inf	-Inf	3	Vertical	1	1.90	-
5200MHz	Pass	AV	5.35G	46.84	54.00	-7.16	3	Vertical	1	1.90	-
5200MHz	Pass	PK	5.149G	69.99	74.00	-4.01	3	Vertical	1	1.90	-
5200MHz	Pass	PK	5.2084G	125.79	Inf	-Inf	3	Vertical	1	1.90	-
5200MHz	Pass	PK	5.35G	58.17	74.00	-15.83	3	Vertical	1	1.90	-
5200MHz	Pass	AV	15.60342G	41.58	54.00	-12.42	3	Vertical	358	2.27	-
5200MHz	Pass	PK	10.40618G	53.05	68.20	-15.15	3	Vertical	0	3.00	-
5200MHz	Pass	PK	15.6075G	56.57	74.00	-17.43	3	Vertical	358	2.27	-
5200MHz	Pass	AV	15.60432G	45.39	54.00	-8.61	3	Horizontal	52	1.49	-
5200MHz	Pass	PK	10.40204G	52.32	68.20	-15.88	3	Horizontal	292	1.49	-
5200MHz	Pass	PK	15.6078G	60.05	74.00	-13.95	3	Horizontal	52	1.49	-
5240MHz	Pass	AV	5.1488G	52.06	54.00	-1.94	3	Vertical	225	1.58	-
5240MHz	Pass	AV	5.2412G	115.14	Inf	-Inf	3	Vertical	225	1.58	-
5240MHz	Pass	AV	5.35G	51.22	54.00	-2.78	3	Vertical	225	1.58	-
5240MHz	Pass	PK	5.1476G	65.61	74.00	-8.39	3	Vertical	225	1.58	-
5240MHz	Pass	PK	5.2424G	127.60	Inf	-Inf	3	Vertical	225	1.58	-
5240MHz	Pass	PK	5.3594G	62.90	74.00	-11.10	3	Vertical	225	1.58	-
5240MHz	Pass	AV	15.72012G	45.36	54.00	-8.64	3	Vertical	49	3.00	-
5240MHz	Pass	PK	10.47184G	53.98	68.20	-14.22	3	Vertical	314	1.78	-
5240MHz	Pass	PK	15.72342G	58.57	74.00	-15.43	3	Vertical	49	3.00	-
5240MHz	Pass	AV	15.71658G	47.82	54.00	-6.18	3	Horizontal	47	1.50	-
5240MHz	Pass	PK	10.46734G	54.38	68.20	-13.82	3	Horizontal	348	1.36	-
5240MHz	Pass	PK	15.71364G	62.18	74.00	-11.82	3	Horizontal	47	1.50	-
5260MHz	Pass	AV	5.15G	51.00	54.00	-3.00	3	Vertical	0	1.82	-
5260MHz	Pass	AV	5.2648G	114.25	Inf	-Inf	3	Vertical	0	1.82	-
5260MHz	Pass	AV	5.3554G	52.52	54.00	-1.48	3	Vertical	0	1.82	-
5260MHz	Pass	PK	5.15G	61.90	74.00	-12.10	3	Vertical	0	1.82	-
5260MHz	Pass	PK	5.2624G	126.19	Inf	-Inf	3	Vertical	0	1.82	-
5260MHz	Pass	PK	5.3668G	65.54	74.00	-8.46	3	Vertical	0	1.82	-
5260MHz	Pass	AV	15.78306G	43.91	54.00	-10.09	3	Vertical	16	2.64	-
5260MHz	Pass	PK	10.53074G	54.19	68.20	-14.01	3	Vertical	311	1.78	-
5260MHz	Pass	PK	15.78354G	57.72	74.00	-16.28	3	Vertical	16	2.64	-
5260MHz	Pass	AV	15.78504G	45.62	54.00	-8.38	3	Horizontal	48	1.48	-
5260MHz	Pass	PK	10.52564G	53.54	68.20	-14.66	3	Horizontal	314	1.49	-
5260MHz	Pass	PK	15.77742G	59.78	74.00	-14.22	3	Horizontal	48	1.48	-
5300MHz	Pass	AV	5.3012G	113.79	Inf	-Inf	3	Vertical	330	1.76	-

Level (dBuV/m) = Raw(Read Level) + AF(Antenna Factor) + CL(Cable Loss) - PA(Preamp Factor)

Mode	Result	Type	Freq (Hz)	Level (dBuV/m)	Limit (dBuV/m)	Margin (dB)	Dist (m)	Condition	Azimuth (°)	Height (m)	Comments
5300MHz	Pass	AV	5.35G	53.06	54.00	-0.94	3	Vertical	330	1.76	-
5300MHz	Pass	PK	5.3024G	125.80	Inf	-Inf	3	Vertical	330	1.76	-
5300MHz	Pass	PK	5.35G	73.83	74.00	-0.17	3	Vertical	330	1.76	-
5300MHz	Pass	AV	10.6006G	40.03	54.00	-13.97	3	Vertical	310	1.85	-
5300MHz	Pass	AV	15.89622G	38.90	54.00	-15.10	3	Vertical	347	1.47	-
5300MHz	Pass	PK	10.60204G	53.40	74.00	-20.60	3	Vertical	310	1.85	-
5300MHz	Pass	PK	15.90654G	53.16	74.00	-20.84	3	Vertical	347	1.47	-
5300MHz	Pass	AV	10.60828G	40.35	54.00	-13.65	3	Horizontal	330	2.14	-
5300MHz	Pass	AV	15.9G	40.89	54.00	-13.11	3	Horizontal	45	1.50	-
5300MHz	Pass	PK	10.60156G	53.80	74.00	-20.20	3	Horizontal	330	2.14	-
5300MHz	Pass	PK	15.90288G	55.79	74.00	-18.21	3	Horizontal	45	1.50	-
5320MHz	Pass	AV	5.3194G	109.11	Inf	-Inf	3	Vertical	327	1.97	-
5320MHz	Pass	AV	5.35G	53.63	54.00	-0.37	3	Vertical	327	1.97	-
5320MHz	Pass	PK	5.3188G	121.44	Inf	-Inf	3	Vertical	327	1.97	-
5320MHz	Pass	PK	5.3512G	72.88	74.00	-1.12	3	Vertical	327	1.97	-
5320MHz	Pass	AV	10.63964G	39.22	54.00	-14.78	3	Vertical	312	1.88	-
5320MHz	Pass	AV	15.954G	37.61	54.00	-16.39	3	Vertical	22	1.00	-
5320MHz	Pass	PK	10.63454G	52.23	74.00	-21.77	3	Vertical	312	1.88	-
5320MHz	Pass	PK	15.97434G	50.98	74.00	-23.02	3	Vertical	22	1.00	-
5320MHz	Pass	AV	10.64048G	39.00	54.00	-15.00	3	Horizontal	314	1.48	-
5320MHz	Pass	AV	15.95244G	37.39	54.00	-16.61	3	Horizontal	287	1.50	-
5320MHz	Pass	PK	10.64348G	52.26	74.00	-21.74	3	Horizontal	314	1.48	-
5320MHz	Pass	PK	15.9459G	51.20	74.00	-22.80	3	Horizontal	287	1.50	-
5500MHz	Pass	AV	5.392G	48.00	54.00	-6.00	3	Vertical	360	1.65	-
5500MHz	Pass	AV	5.4922G	109.61	Inf	-Inf	3	Vertical	360	1.65	-
5500MHz	Pass	PK	5.467G	67.74	68.20	-0.46	3	Vertical	360	1.65	-
5500MHz	Pass	PK	5.4928G	120.82	Inf	-Inf	3	Vertical	360	1.65	-
5500MHz	Pass	AV	11.0003G	49.64	54.00	-4.36	3	Vertical	342	3.00	-
5500MHz	Pass	PK	11.0021G	63.64	74.00	-10.36	3	Vertical	342	3.00	-
5500MHz	Pass	PK	16.4898G	53.09	68.20	-15.11	3	Vertical	360	2.99	-
5500MHz	Pass	AV	10.99754G	46.63	54.00	-7.37	3	Horizontal	340	2.17	-
5500MHz	Pass	PK	11.00198G	60.98	74.00	-13.02	3	Horizontal	340	2.17	-
5500MHz	Pass	PK	16.49898G	53.54	68.20	-14.66	3	Horizontal	334	1.49	-
5580MHz	Pass	AV	5.4576G	48.20	54.00	-5.80	3	Vertical	360	1.65	-
5580MHz	Pass	AV	5.589G	115.25	Inf	-Inf	3	Vertical	360	1.65	-
5580MHz	Pass	PK	5.4618G	61.31	68.20	-6.89	3	Vertical	360	1.65	-
5580MHz	Pass	PK	5.5884G	125.86	Inf	-Inf	3	Vertical	360	1.65	-
5580MHz	Pass	PK	5.7294G	59.66	68.20	-8.54	3	Vertical	360	1.65	-
5580MHz	Pass	AV	11.15616G	52.03	54.00	-1.97	3	Vertical	267	1.51	-
5580MHz	Pass	PK	11.15628G	65.00	74.00	-9.00	3	Vertical	267	1.51	-
5580MHz	Pass	PK	16.74696G	64.73	68.20	-3.47	3	Vertical	0	1.01	-
5580MHz	Pass	AV	11.16036G	49.89	54.00	-4.11	3	Horizontal	0	1.49	-
5580MHz	Pass	PK	11.16042G	63.96	74.00	-10.04	3	Horizontal	0	1.49	-
5580MHz	Pass	PK	16.74258G	62.50	68.20	-5.70	3	Horizontal	57	1.54	-
5700MHz	Pass	AV	5.697G	104.89	Inf	-Inf	3	Vertical	224	1.76	-
5700MHz	Pass	PK	5.7084G	117.57	Inf	-Inf	3	Vertical	224	1.76	-
5700MHz	Pass	PK	5.727G	67.82	68.20	-0.38	3	Vertical	224	1.76	-
5700MHz	Pass	AV	11.40252G	39.55	54.00	-14.45	3	Vertical	356	1.48	-
5700MHz	Pass	PK	11.40204G	52.73	74.00	-21.27	3	Vertical	356	1.48	-

Remark :

Level (dBuV/m) = Raw(Read Level) + AF(Antenna Factor) + CL(Cable Loss) - PA(Preamp Factor)

Mode	Result	Type	Freq (Hz)	Level (dBuV/m)	Limit (dBuV/m)	Margin (dB)	Dist (m)	Condition	Azimuth (°)	Height (m)	Comments
5700MHz	Pass	PK	17.09496G	54.70	68.20	-13.50	3	Vertical	356	2.93	-
5700MHz	Pass	AV	11.4096G	40.31	54.00	-13.69	3	Horizontal	360	2.19	-
5700MHz	Pass	PK	11.4075G	54.29	74.00	-19.71	3	Horizontal	360	2.19	-
5700MHz	Pass	PK	17.1033G	54.02	68.20	-14.18	3	Horizontal	357	1.27	-
5720MHz Straddle 5.47-5.725GHz	Pass	AV	5.444G	52.66	54.00	-1.34	3	Vertical	227	1.54	-
5720MHz Straddle 5.47-5.725GHz	Pass	AV	5.7284G	119.61	Inf	-Inf	3	Vertical	227	1.54	-
5720MHz Straddle 5.47-5.725GHz	Pass	PK	5.4644G	64.42	68.20	-3.78	3	Vertical	227	1.54	-
5720MHz Straddle 5.47-5.725GHz	Pass	PK	5.7248G	129.01	Inf	-Inf	3	Vertical	227	1.54	-
5720MHz Straddle 5.47-5.725GHz	Pass	PK	5.8652G	66.88	68.20	-1.32	3	Vertical	227	1.54	-
5720MHz Straddle 5.47-5.725GHz	Pass	AV	11.44084G	49.19	54.00	-4.81	3	Vertical	39	1.49	-
5720MHz Straddle 5.47-5.725GHz	Pass	PK	11.44048G	62.49	74.00	-11.51	3	Vertical	39	1.49	-
5720MHz Straddle 5.47-5.725GHz	Pass	PK	17.17134G	66.25	68.20	-1.95	3	Vertical	37	1.48	-
5720MHz Straddle 5.47-5.725GHz	Pass	AV	11.44078G	50.05	54.00	-3.95	3	Horizontal	360	2.26	-
5720MHz Straddle 5.47-5.725GHz	Pass	PK	11.44036G	62.89	74.00	-11.11	3	Horizontal	360	2.26	-
5720MHz Straddle 5.47-5.725GHz	Pass	PK	17.15946G	68.05	68.20	-0.15	3	Horizontal	355	1.49	-
5745MHz	Pass	AV	5.4498G	47.56	54.00	-6.44	3	Vertical	194	1.77	-
5745MHz	Pass	AV	5.7534G	114.18	Inf	-Inf	3	Vertical	194	1.77	-
5745MHz	Pass	PK	5.6502G	67.72	68.35	-0.63	3	Vertical	194	1.77	-
5745MHz	Pass	PK	5.7534G	125.55	Inf	-Inf	3	Vertical	194	1.77	-
5745MHz	Pass	PK	5.9802G	60.04	68.20	-8.16	3	Vertical	194	1.77	-
5745MHz	Pass	AV	11.4906G	49.50	54.00	-4.50	3	Vertical	24	1.49	-
5745MHz	Pass	PK	11.4912G	62.47	74.00	-11.53	3	Vertical	24	1.49	-
5745MHz	Pass	PK	17.23446G	63.12	68.20	-5.08	3	Vertical	37	1.48	-
5745MHz	Pass	AV	11.49276G	48.48	54.00	-5.52	3	Horizontal	0	2.35	-
5745MHz	Pass	PK	11.48796G	62.60	74.00	-11.40	3	Horizontal	0	2.35	-
5745MHz	Pass	PK	17.22228G	67.88	68.20	-0.32	3	Horizontal	344	3.00	-
5785MHz	Pass	AV	5.7934G	115.03	Inf	-Inf	3	Vertical	320	1.76	-
5785MHz	Pass	PK	5.5894G	62.51	68.20	-5.69	3	Vertical	320	1.76	-
5785MHz	Pass	PK	5.7874G	126.68	Inf	-Inf	3	Vertical	320	1.76	-
5785MHz	Pass	PK	5.9806G	60.97	68.20	-7.23	3	Vertical	320	1.76	-
5785MHz	Pass	AV	11.57684G	50.99	54.00	-3.01	3	Vertical	26	1.49	-
5785MHz	Pass	PK	11.57438G	63.48	74.00	-10.52	3	Vertical	26	1.49	-
5785MHz	Pass	PK	17.35842G	64.75	68.20	-3.45	3	Vertical	36	1.52	-
5785MHz	Pass	AV	11.55554G	51.04	54.00	-2.96	3	Horizontal	123	2.00	-
5785MHz	Pass	PK	11.58296G	57.95	74.00	-16.05	3	Horizontal	123	2.00	-
5785MHz	Pass	PK	17.35644G	67.04	68.20	-1.16	3	Horizontal	27	1.48	-
5825MHz	Pass	AV	5.8166G	115.26	Inf	-Inf	3	Vertical	143	1.74	-
5825MHz	Pass	PK	5.6222G	60.40	68.20	-7.80	3	Vertical	143	1.74	-
5825MHz	Pass	PK	5.8166G	124.92	Inf	-Inf	3	Vertical	143	1.74	-
5825MHz	Pass	PK	5.9306G	65.37	68.20	-2.83	3	Vertical	143	1.74	-
5825MHz	Pass	AV	11.64334G	51.46	54.00	-2.54	3	Vertical	4	1.57	-
5825MHz	Pass	PK	11.64622G	63.76	74.00	-10.24	3	Vertical	4	1.57	-
5825MHz	Pass	PK	17.4771G	64.85	68.20	-3.35	3	Vertical	37	2.12	-
5825MHz	Pass	AV	11.64766G	46.89	54.00	-7.11	3	Horizontal	355	1.39	-
5825MHz	Pass	PK	11.65738G	59.56	74.00	-14.44	3	Horizontal	355	1.39	-
5825MHz	Pass	PK	17.47848G	68.06	68.20	-0.14	3	Horizontal	29	1.61	-
802.11ax HEW40-BF_Nss1,(MCS0)_2TX	-	-	-	-	-	-	-	-	-	-	-
5190MHz	Pass	AV	5.1486G	53.28	54.00	-0.72	3	Vertical	189	1.76	-
5190MHz	Pass	AV	5.2002G	105.75	Inf	-Inf	3	Vertical	189	1.76	-

Remark :

Level (dBuV/m) = Raw(Read Level) + AF(Antenna Factor) + CL(Cable Loss) - PA(Preamp Factor)

Mode	Result	Type	Freq (Hz)	Level (dBuV/m)	Limit (dBuV/m)	Margin (dB)	Dist (m)	Condition	Azimuth (°)	Height (m)	Comments
5190MHz	Pass	PK	5.148G	73.89	74.00	-0.11	3	Vertical	189	1.76	-
5190MHz	Pass	PK	5.2026G	118.01	Inf	-Inf	3	Vertical	189	1.76	-
5190MHz	Pass	AV	15.56082G	38.67	54.00	-15.33	3	Vertical	168	2.12	-
5190MHz	Pass	PK	10.39254G	51.89	68.20	-16.31	3	Vertical	30	1.00	-
5190MHz	Pass	PK	15.55896G	52.23	74.00	-21.77	3	Vertical	168	2.12	-
5190MHz	Pass	AV	15.55584G	38.66	54.00	-15.34	3	Horizontal	10	1.49	-
5190MHz	Pass	PK	10.39194G	51.20	68.20	-17.00	3	Horizontal	159	1.48	-
5190MHz	Pass	PK	15.56838G	52.05	74.00	-21.95	3	Horizontal	10	1.49	-
5230MHz	Pass	AV	5.1496G	53.80	54.00	-0.20	3	Vertical	321	1.69	-
5230MHz	Pass	AV	5.2456G	108.97	Inf	-Inf	3	Vertical	321	1.69	-
5230MHz	Pass	AV	5.35G	49.63	54.00	-4.37	3	Vertical	321	1.69	-
5230MHz	Pass	PK	5.1478G	71.40	74.00	-2.60	3	Vertical	321	1.69	-
5230MHz	Pass	PK	5.2444G	120.95	Inf	-Inf	3	Vertical	321	1.69	-
5230MHz	Pass	PK	5.3536G	62.69	74.00	-11.31	3	Vertical	321	1.69	-
5230MHz	Pass	AV	15.6825G	39.17	54.00	-14.83	3	Vertical	0	1.78	-
5230MHz	Pass	PK	10.4714G	51.98	68.20	-16.22	3	Vertical	180	2.69	-
5230MHz	Pass	PK	15.68706G	52.53	74.00	-21.47	3	Vertical	0	1.78	-
5230MHz	Pass	AV	15.67734G	40.92	54.00	-13.08	3	Horizontal	48	1.48	-
5230MHz	Pass	PK	10.47242G	52.07	68.20	-16.13	3	Horizontal	43	1.28	-
5230MHz	Pass	PK	15.69318G	54.58	74.00	-19.42	3	Horizontal	48	1.48	-
5270MHz	Pass	AV	5.1476G	49.05	54.00	-4.95	3	Vertical	0	1.86	-
5270MHz	Pass	AV	5.2766G	109.05	Inf	-Inf	3	Vertical	0	1.86	-
5270MHz	Pass	AV	5.3504G	53.83	54.00	-0.17	3	Vertical	0	1.86	-
5270MHz	Pass	PK	5.1446G	60.88	74.00	-13.12	3	Vertical	0	1.86	-
5270MHz	Pass	PK	5.276G	121.02	Inf	-Inf	3	Vertical	0	1.86	-
5270MHz	Pass	PK	5.3546G	70.62	74.00	-3.38	3	Vertical	0	1.86	-
5270MHz	Pass	AV	15.81588G	37.60	54.00	-16.40	3	Vertical	23	2.10	-
5270MHz	Pass	PK	10.54018G	52.47	68.20	-15.73	3	Vertical	307	1.48	-
5270MHz	Pass	PK	15.81762G	50.65	74.00	-23.35	3	Vertical	23	2.10	-
5270MHz	Pass	AV	15.8094G	37.86	54.00	-16.14	3	Horizontal	27	1.48	-
5270MHz	Pass	PK	10.54018G	53.26	68.20	-14.94	3	Horizontal	314	1.49	-
5270MHz	Pass	PK	15.81348G	51.66	74.00	-22.34	3	Horizontal	27	1.48	-
5310MHz	Pass	AV	5.3004G	103.73	Inf	-Inf	3	Vertical	326	1.84	-
5310MHz	Pass	AV	5.35G	51.37	54.00	-2.63	3	Vertical	326	1.84	-
5310MHz	Pass	PK	5.3004G	115.73	Inf	-Inf	3	Vertical	326	1.84	-
5310MHz	Pass	PK	5.3544G	73.76	74.00	-0.24	3	Vertical	326	1.84	-
5310MHz	Pass	AV	10.62336G	37.23	54.00	-16.77	3	Vertical	310	1.89	-
5310MHz	Pass	AV	15.91998G	37.77	54.00	-16.23	3	Vertical	360	1.78	-
5310MHz	Pass	PK	10.6146G	50.90	74.00	-23.10	3	Vertical	310	1.89	-
5310MHz	Pass	PK	15.91548G	51.12	74.00	-22.88	3	Vertical	360	1.78	-
5310MHz	Pass	AV	10.62552G	37.79	54.00	-16.21	3	Horizontal	350	1.34	-
5310MHz	Pass	AV	15.92172G	37.61	54.00	-16.39	3	Horizontal	225	1.49	-
5310MHz	Pass	PK	10.6215G	50.98	74.00	-23.02	3	Horizontal	350	1.34	-
5310MHz	Pass	PK	15.93186G	50.47	74.00	-23.53	3	Horizontal	225	1.49	-
5510MHz	Pass	AV	5.459G	50.52	54.00	-3.48	3	Vertical	360	1.67	-
5510MHz	Pass	AV	5.528G	105.51	Inf	-Inf	3	Vertical	360	1.67	-
5510MHz	Pass	PK	5.4674G	67.54	68.20	-0.66	3	Vertical	360	1.67	-
5510MHz	Pass	PK	5.528G	117.16	Inf	-Inf	3	Vertical	360	1.67	-
5510MHz	Pass	AV	11.01976G	44.46	54.00	-9.54	3	Vertical	337	2.97	-

Remark :

Level (dBuV/m) = Raw(Read Level) + AF(Antenna Factor) + CL(Cable Loss) - PA(Preamp Factor)

Mode	Result	Type	Freq (Hz)	Level (dBuV/m)	Limit (dBuV/m)	Margin (dB)	Dist (m)	Condition	Azimuth (°)	Height (m)	Comments
5510MHz	Pass	PK	11.02012G	58.45	74.00	-15.55	3	Vertical	337	2.97	-
5510MHz	Pass	PK	16.52712G	53.20	68.20	-15.00	3	Vertical	293	1.49	-
5510MHz	Pass	AV	11.01904G	43.65	54.00	-10.35	3	Horizontal	337	2.29	-
5510MHz	Pass	PK	11.02444G	57.59	74.00	-16.41	3	Horizontal	337	2.29	-
5510MHz	Pass	PK	16.53048G	53.14	68.20	-15.06	3	Horizontal	283	1.49	-
5550MHz	Pass	AV	5.4588G	50.92	54.00	-3.08	3	Vertical	222	1.64	-
5550MHz	Pass	AV	5.5404G	107.96	Inf	-Inf	3	Vertical	222	1.64	-
5550MHz	Pass	PK	5.463G	68.01	68.20	-0.19	3	Vertical	222	1.64	-
5550MHz	Pass	PK	5.5416G	120.59	Inf	-Inf	3	Vertical	222	1.64	-
5550MHz	Pass	AV	11.0868G	48.33	54.00	-5.67	3	Vertical	24	2.81	-
5550MHz	Pass	PK	11.08728G	63.86	74.00	-10.14	3	Vertical	24	2.81	-
5550MHz	Pass	PK	16.66278G	53.82	68.20	-14.38	3	Vertical	43	1.50	-
5550MHz	Pass	AV	11.11476G	45.61	54.00	-8.39	3	Horizontal	354	1.64	-
5550MHz	Pass	PK	11.1G	60.36	74.00	-13.64	3	Horizontal	354	1.64	-
5550MHz	Pass	PK	16.65996G	54.16	68.20	-14.04	3	Horizontal	29	1.49	-
5670MHz	Pass	AV	5.664G	105.31	Inf	-Inf	3	Vertical	227	1.76	-
5670MHz	Pass	PK	5.6616G	117.35	Inf	-Inf	3	Vertical	227	1.76	-
5670MHz	Pass	PK	5.7252G	67.78	68.20	-0.42	3	Vertical	227	1.76	-
5670MHz	Pass	AV	11.32524G	38.67	54.00	-15.33	3	Vertical	351	1.00	-
5670MHz	Pass	PK	11.34432G	50.77	74.00	-23.23	3	Vertical	351	1.00	-
5670MHz	Pass	PK	16.99536G	54.47	68.20	-13.73	3	Vertical	359	1.49	-
5670MHz	Pass	AV	11.32638G	38.41	54.00	-15.59	3	Horizontal	0	1.00	-
5670MHz	Pass	PK	11.32548G	51.62	74.00	-22.38	3	Horizontal	0	1.00	-
5670MHz	Pass	PK	16.99848G	55.21	68.20	-12.99	3	Horizontal	310	1.49	-
5710MHz Straddle 5.47-5.725GHz	Pass	AV	5.44G	48.32	54.00	-5.68	3	Vertical	187	1.86	-
5710MHz Straddle 5.47-5.725GHz	Pass	AV	5.692G	111.92	Inf	-Inf	3	Vertical	187	1.86	-
5710MHz Straddle 5.47-5.725GHz	Pass	PK	5.4628G	60.49	68.20	-7.71	3	Vertical	187	1.86	-
5710MHz Straddle 5.47-5.725GHz	Pass	PK	5.6932G	123.94	Inf	-Inf	3	Vertical	187	1.86	-
5710MHz Straddle 5.47-5.725GHz	Pass	PK	5.8528G	68.15	68.20	-0.05	3	Vertical	187	1.86	-
5710MHz Straddle 5.47-5.725GHz	Pass	AV	11.42732G	46.14	54.00	-7.86	3	Vertical	20	1.49	-
5710MHz Straddle 5.47-5.725GHz	Pass	PK	11.40866G	60.40	74.00	-13.60	3	Vertical	20	1.49	-
5710MHz Straddle 5.47-5.725GHz	Pass	PK	17.13624G	65.94	68.20	-2.26	3	Vertical	360	1.04	-
5710MHz Straddle 5.47-5.725GHz	Pass	AV	11.41982G	47.72	54.00	-6.28	3	Horizontal	360	2.27	-
5710MHz Straddle 5.47-5.725GHz	Pass	PK	11.42012G	61.58	74.00	-12.42	3	Horizontal	360	2.27	-
5710MHz Straddle 5.47-5.725GHz	Pass	PK	17.13624G	67.85	68.20	-0.35	3	Horizontal	356	1.49	-
5755MHz	Pass	AV	5.455G	47.59	54.00	-6.41	3	Vertical	229	1.78	-
5755MHz	Pass	AV	5.761G	111.08	Inf	-Inf	3	Vertical	229	1.78	-
5755MHz	Pass	PK	5.6518G	69.18	69.53	-0.35	3	Vertical	229	1.78	-
5755MHz	Pass	PK	5.7598G	122.89	Inf	-Inf	3	Vertical	229	1.78	-
5755MHz	Pass	PK	5.9242G	61.43	68.79	-7.36	3	Vertical	229	1.78	-
5755MHz	Pass	AV	11.50436G	48.30	54.00	-5.70	3	Vertical	23	1.48	-
5755MHz	Pass	PK	11.51012G	63.98	74.00	-10.02	3	Vertical	23	1.48	-
5755MHz	Pass	PK	17.27676G	56.26	68.20	-11.94	3	Vertical	331	2.39	-
5755MHz	Pass	AV	11.51162G	49.23	54.00	-4.77	3	Horizontal	0	2.29	-
5755MHz	Pass	PK	11.51006G	63.94	74.00	-10.06	3	Horizontal	0	2.29	-
5755MHz	Pass	PK	17.25336G	63.26	68.20	-4.94	3	Horizontal	303	1.42	-
5795MHz	Pass	AV	5.7986G	112.42	Inf	-Inf	3	Vertical	321	1.76	-
5795MHz	Pass	PK	5.645G	64.31	68.20	-3.89	3	Vertical	321	1.76	-
5795MHz	Pass	PK	5.7974G	123.87	Inf	-Inf	3	Vertical	321	1.76	-

Remark :

Level (dBuV/m) = Raw(Read Level) + AF(Antenna Factor) + CL(Cable Loss) - PA(Preamp Factor)

Mode	Result	Type	Freq (Hz)	Level (dBuV/m)	Limit (dBuV/m)	Margin (dB)	Dist (m)	Condition	Azimuth (°)	Height (m)	Comments
5795MHz	Pass	PK	5.9246G	68.11	68.50	-0.39	3	Vertical	321	1.76	-
5795MHz	Pass	AV	11.58874G	47.09	54.00	-6.91	3	Vertical	23	1.49	-
5795MHz	Pass	PK	11.59018G	62.61	74.00	-11.39	3	Vertical	23	1.49	-
5795MHz	Pass	PK	17.39514G	62.37	68.20	-5.83	3	Vertical	345	2.95	-
5795MHz	Pass	AV	11.58988G	48.34	54.00	-5.66	3	Horizontal	360	2.01	-
5795MHz	Pass	PK	11.57728G	61.43	74.00	-12.57	3	Horizontal	360	2.01	-
5795MHz	Pass	PK	17.38026G	62.66	68.20	-5.54	3	Horizontal	26	1.49	-
802.11ax HEW80-BF_Nss1,(MCS0)_2TX	-	-	-	-	-	-	-	-	-	-	-
5210MHz	Pass	AV	5.149G	53.93	54.00	-0.07	3	Vertical	190	1.79	-
5210MHz	Pass	AV	5.204G	100.98	Inf	-Inf	3	Vertical	190	1.79	-
5210MHz	Pass	AV	5.35G	49.02	54.00	-4.98	3	Vertical	190	1.79	-
5210MHz	Pass	PK	5.15G	72.84	74.00	-1.16	3	Vertical	190	1.79	-
5210MHz	Pass	PK	5.188G	115.00	Inf	-Inf	3	Vertical	190	1.79	-
5210MHz	Pass	PK	5.367G	61.10	74.00	-12.90	3	Vertical	190	1.79	-
5210MHz	Pass	AV	15.6225G	37.98	54.00	-16.02	3	Vertical	243	1.47	-
5210MHz	Pass	PK	10.40692G	51.62	68.20	-16.58	3	Vertical	236	1.49	-
5210MHz	Pass	PK	15.63426G	51.53	74.00	-22.47	3	Vertical	243	1.47	-
5210MHz	Pass	AV	15.6228G	37.94	54.00	-16.06	3	Horizontal	198	1.48	-
5210MHz	Pass	PK	10.41604G	52.01	68.20	-16.19	3	Horizontal	74	1.48	-
5210MHz	Pass	PK	15.61938G	51.49	74.00	-22.51	3	Horizontal	198	1.48	-
5290MHz	Pass	AV	5.146G	48.84	54.00	-5.16	3	Vertical	190	1.49	-
5290MHz	Pass	AV	5.261G	100.69	Inf	-Inf	3	Vertical	190	1.49	-
5290MHz	Pass	AV	5.351G	53.65	54.00	-0.35	3	Vertical	190	1.49	-
5290MHz	Pass	PK	5.149G	62.81	74.00	-11.19	3	Vertical	190	1.49	-
5290MHz	Pass	PK	5.277G	112.85	Inf	-Inf	3	Vertical	190	1.49	-
5290MHz	Pass	PK	5.372G	71.85	74.00	-2.15	3	Vertical	190	1.49	-
5290MHz	Pass	AV	15.8751G	37.21	54.00	-16.79	3	Vertical	123	1.49	-
5290MHz	Pass	PK	10.56674G	51.23	68.20	-16.97	3	Vertical	341	2.99	-
5290MHz	Pass	PK	15.87624G	50.75	74.00	-23.25	3	Vertical	123	1.49	-
5290MHz	Pass	AV	15.87516G	36.92	54.00	-17.08	3	Horizontal	345	1.49	-
5290MHz	Pass	PK	10.57172G	50.07	68.20	-18.13	3	Horizontal	329	2.01	-
5290MHz	Pass	PK	15.88242G	51.11	74.00	-22.89	3	Horizontal	345	1.49	-
5530MHz	Pass	AV	5.45G	52.65	54.00	-1.35	3	Vertical	226	1.60	-
5530MHz	Pass	AV	5.541G	100.27	Inf	-Inf	3	Vertical	226	1.60	-
5530MHz	Pass	PK	5.463G	67.78	68.20	-0.42	3	Vertical	226	1.60	-
5530MHz	Pass	PK	5.507G	115.39	Inf	-Inf	3	Vertical	226	1.60	-
5530MHz	Pass	PK	5.733G	58.64	68.20	-9.56	3	Vertical	226	1.60	-
5530MHz	Pass	AV	11.06996G	40.29	54.00	-13.71	3	Vertical	26	2.73	-
5530MHz	Pass	PK	11.06006G	55.72	74.00	-18.28	3	Vertical	26	2.73	-
5530MHz	Pass	PK	16.58034G	52.23	68.20	-15.97	3	Vertical	121	1.34	-
5530MHz	Pass	AV	11.0471G	39.69	54.00	-14.31	3	Horizontal	332	1.00	-
5530MHz	Pass	PK	11.0504G	53.32	74.00	-20.68	3	Horizontal	332	1.00	-
5530MHz	Pass	PK	16.581G	52.46	68.20	-15.74	3	Horizontal	3	1.73	-
5610MHz	Pass	AV	5.46G	51.22	54.00	-2.78	3	Vertical	232	1.77	-
5610MHz	Pass	AV	5.626G	103.76	Inf	-Inf	3	Vertical	232	1.77	-
5610MHz	Pass	PK	5.468G	65.64	68.20	-2.56	3	Vertical	232	1.77	-
5610MHz	Pass	PK	5.582G	118.18	Inf	-Inf	3	Vertical	232	1.77	-
5610MHz	Pass	PK	5.727G	67.94	68.20	-0.26	3	Vertical	232	1.77	-
5610MHz	Pass	AV	11.21808G	41.44	54.00	-12.56	3	Vertical	266	1.69	-

Remark :

Level (dBuV/m) = Raw(Read Level) + AF(Antenna Factor) + CL(Cable Loss) - PA(Preamp Factor)

Mode	Result	Type	Freq (Hz)	Level (dBuV/m)	Limit (dBuV/m)	Margin (dB)	Dist (m)	Condition	Azimuth (°)	Height (m)	Comments
5610MHz	Pass	PK	11.2188G	55.58	74.00	-18.42	3	Vertical	266	1.69	-
5610MHz	Pass	PK	16.8324G	54.27	68.20	-13.93	3	Vertical	359	1.03	-
5610MHz	Pass	AV	11.20872G	38.56	54.00	-15.44	3	Horizontal	168	1.02	-
5610MHz	Pass	PK	11.23464G	52.03	74.00	-21.97	3	Horizontal	168	1.02	-
5610MHz	Pass	PK	16.83612G	54.17	68.20	-14.03	3	Horizontal	338	1.41	-
5690MHz Straddle 5.47-5.725GHz	Pass	AV	5.4596G	48.16	54.00	-5.84	3	Vertical	317	1.92	-
5690MHz Straddle 5.47-5.725GHz	Pass	AV	5.6744G	105.31	Inf	-Inf	3	Vertical	317	1.92	-
5690MHz Straddle 5.47-5.725GHz	Pass	PK	5.4668G	60.77	68.20	-7.43	3	Vertical	317	1.92	-
5690MHz Straddle 5.47-5.725GHz	Pass	PK	5.6576G	119.71	Inf	-Inf	3	Vertical	317	1.92	-
5690MHz Straddle 5.47-5.725GHz	Pass	PK	5.8736G	67.99	68.20	-0.21	3	Vertical	317	1.92	-
5690MHz Straddle 5.47-5.725GHz	Pass	AV	11.38144G	41.38	54.00	-12.62	3	Vertical	355	1.49	-
5690MHz Straddle 5.47-5.725GHz	Pass	PK	11.38816G	54.72	74.00	-19.28	3	Vertical	355	1.49	-
5690MHz Straddle 5.47-5.725GHz	Pass	PK	17.0784G	59.17	68.20	-9.03	3	Vertical	360	1.00	-
5690MHz Straddle 5.47-5.725GHz	Pass	AV	11.38012G	41.84	54.00	-12.16	3	Horizontal	360	1.48	-
5690MHz Straddle 5.47-5.725GHz	Pass	PK	11.38288G	55.47	74.00	-18.53	3	Horizontal	360	1.48	-
5690MHz Straddle 5.47-5.725GHz	Pass	PK	17.0613G	59.38	68.20	-8.82	3	Horizontal	326	1.49	-
5775MHz	Pass	AV	5.7594G	103.63	Inf	-Inf	3	Vertical	226	1.50	-
5775MHz	Pass	PK	5.6478G	67.99	68.20	-0.21	3	Vertical	226	1.50	-
5775MHz	Pass	PK	5.7606G	116.97	Inf	-Inf	3	Vertical	226	1.50	-
5775MHz	Pass	PK	5.925G	65.99	68.20	-2.21	3	Vertical	226	1.50	-
5775MHz	Pass	AV	11.55438G	42.98	54.00	-11.02	3	Vertical	23	1.46	-
5775MHz	Pass	PK	11.56218G	56.87	74.00	-17.13	3	Vertical	23	1.46	-
5775MHz	Pass	PK	17.33256G	57.48	68.20	-10.72	3	Vertical	47	1.49	-
5775MHz	Pass	AV	11.54976G	44.99	54.00	-9.01	3	Horizontal	19	1.68	-
5775MHz	Pass	PK	11.55018G	61.95	74.00	-12.05	3	Horizontal	19	1.68	-
5775MHz	Pass	PK	17.33916G	58.23	68.20	-9.97	3	Horizontal	329	1.34	-