NCC

行動通信電信終端設備技術規範試驗報告

產品名稱	: Gateway 中控網關
型號	: IP1000L
廠牌	: TECOM
商標	: TECOM
申請者	: 東訊股份有限公司
申請者地址	: 新竹科學工業園區新竹市研發二路 23 號
測試標準	: PLMN ALL (109 年版)
適用範圍	: LTE 終端設備(PLMN10)
測試結果	: 符合
接收日期	: 2021/3/22
測試日期	: 2021/3/26~2021/3/31

測試工程師 : 許丞哲
(許丞哲)

報告審核人 :
(陳柏均)

報告簽署人 : 柯承志
(柯承志)

Testing Laboratory
3261

本測試報告僅對實驗室所受測之樣品負責
本測試報告非經本公司同意不可局部複製使用

修訂紀錄

Report No.	Version	Description	Issue Date
2103TW2101-T2	1.0	Original Report	2021-04-07

備註: 原始報告為 1801TW2101-T2(NCC 證號為 CCAJ18Z10080T0), 此次為新增產品名稱、型號、外觀顏色及更新版本為 NCC PLMN ALL, 因此僅測試最大輸出功率及頻率誤差等測試項目。

CONTENTS

Description Page

1. 一般資訊 5

2. 產品描述 6

2.1 產品資訊 6

2.2 產品規格 7

3. 測試設備明細 8

4. 量測不確定度 9

5. 測試結果 10

5.1 功率限制 11

5.1.1 合格標準 *11*

5.1.2 測試方法 *11*

5.1.3 實驗方法方塊圖 *12*

5.1.4 實驗數據 *13*

5.2 發射頻譜波罩 27

5.2.1 合格標準 *28*

5.2.2 測試方法 *28*

5.2.3 實驗方法方塊圖 *28*

5.2.4 實驗數據 *29*

5.3 傳導帶外輻射發射限制 30

5.3.1 合格標準 *30*

5.3.2 測試方法 *30*

5.3.3 實驗方法方塊圖 *30*

5.3.4 實驗數據 *31*

5.4 相鄰頻道洩漏功率比(ACLR) 32

5.4.1 合格標準 *32*

5.4.2 測試方法 *32*

5.4.3 實驗方法方塊圖 *32*

5.4.4 實驗數據 *33*

5.5 頻率穩定性 34

5.5.1 合格標準 *34*

5.5.2 測試方法 *35*

5.5.3 實驗方法方塊圖 *35*

5.5.4 實驗數據 *36*

5.6 電波功率密度 39
5.6.1 合格標準 *39*
5.6.2 計算方式 *39*
5.6.3 計算結果 *39*

1. 一般資訊

申請者	東訊股份有限公司
申請者地址	新竹科學工業園區新竹市研發二路 23 號
製造商	東訊股份有限公司
製造商地址	新竹科學工業園區新竹市研發二路 23 號
實驗室	台灣曼瑞檢測科技有限公司
實驗室地址	33377 台灣桃園市龜山區復興二路 38 號
實驗室資訊	**1.** MRT facility is a FCC registered (Reg. No. 291082) test facility with the site description report on file and is designated by the FCC as an Accredited Test Film. **2.** MRT facility is an IC registered (MRT Reg. No. 21723-1) test laboratory with the site description on file at Industry Canada. **3.** MRT Lab is accredited to ISO 17025 by the Taiwan Accreditation Foundation (TAF Cert. No. 3261) in EMC, Telecommunications and Radio testing for FCC (Designation Number: TW3261), Industry Taiwan, EU and TELEC Rules.
實驗室測試環境條件	溫度 (°C) : 20-35 / 濕度 (%RH) : 30-65

2. 產品描述

2.1 產品資訊

產品名稱	Gateway 中控網關
產品型號	IP1000L
廠牌	TECOM
商標	TECOM
支援規格	3G: Band 1 4G: Band 3,7,8,28
IMEI 碼	861107035782771
天線樣式	Dipole Antenna
天線規格	MFR: ANJIE Electronics M/N: MB06-6927-B1-SMA-M Gain: Band3: 2.0dBi, Band7: 2.0dBi, Band8: 3.5dBi, Band28: 3.5dBi
TX Frequency	Band3: 1710~1785MHz; Band7: 2500~2570MHz; Band8: 885~915MHz, Band28: 703MHz–748MHz
Rx Frequency	Band3: 1805~1880MHz; Band7: 2620~2690MHz; Band8:930~960MHz, Band28: 758MHz–803MHz
是否有照相功能	□ 有 (聲響 :□有; □無) ■ 無
配件	
電源線	Brand: 光州工業股份有限公司 M/N: KC-001+KC-003 Length: 1.8m

2.2 產品規格

Band3 Channel	1.4M/1710.7MHz(CH 19207);1747.5MHz(CH 19575);1784.3MHz(CH 19943) 3M/1711.5MHz(CH 19215);1747.5MHz(CH 19575);1783.5MHz(CH 19935) 5M/1712.5MHz(CH 19225);1747.5MHz(CH 19575);1782.5MHz(CH 19925) 10M/1715MHz(CH 19250);1747.5MHz(CH 19575);1780MHz(CH 19900) 15M/1717.5MHz(CH 19275);1747.5MHz(CH 19575);1777.5MHz(CH 19875) 20M/1720MHz(CH 19300);1747.5MHz(CH 19575);1775MHz(CH 19850)
Band7 Channel	5M/2502.5MHz(CH 20775);2535MHz(CH 21100);2567.5MHz(CH 21425) 10M/2505MHz(CH 20800); 2535MHz(CH 21100);2565MHz(CH 21400) 15M/2507.5MHz(CH 20825); 2535MHz(CH 21100);2562.5MHz(CH 21375) 20M/2510MHz(CH 20850); 2535MHz(CH 21100);2560MHz(CH 21350)
Band8 Channel	1.4M/885.7MHz(CH 21507);900MHz(CH 21650);914.3MHz(CH 21793) 3M/886.5MHz(CH21515); 900MHz(CH 21650);913.5MHz(CH 21785) 5M/887.5MHz(CH 21525); 900MHz(CH 21650);912.5MHz(CH 21775) 10M/890MHz(CH 21550); 900MHz(CH 21650);910MHz(CH 21750)
Band28 Channel	3M/704.5MHz(CH 27225), 725.5MHz(CH 27435), 746.5MHz(CH 27645) 5M/705.5MHz(CH 27235), 725.5MHz(CH 27435), 745.5MHz(CH 27635) 10M/708MHz(CH 27260), 725.5MHz(CH 27435), 743MHz(CH 27610) 15M/710.5MHz(CH 27285), 725.5MHz(CH 27435), 740.5MHz(CH 27585) 20M/713MHz(CH 27310), 725.5MHz(CH 27435), 738MHz(CH 27560)

3. 測試設備明細

輻射干擾 – AC1

儀器名稱	廠牌	型號	財產編號	校正週期	有效日期
Broadband TRILOG Antenna	SCHWARZBECK	VULB 9162	MRTTWA00001	1 year	2021/10/5
EMI Test Receiver	R&S	ESR3	MRTTWA00009	1 year	2022/3/24
Acitve Loop Antenna	Schwarzbeck	FMZB 1519B	MRTTWA00002	1 year	2021/4/27
Broadband Horn antenna	SCHWARZBECK	BBHA 9120D	MRTTWA00003	1 year	2021/4/24
Breitband Hornantenna	Schwarzbeck	BBHA 9170	MRTTWA00004	1 year	2021/4/24
Broadband Amplifier	Schwarzbeck	BBV 9721	MRTTWA00006	1 year	2021/4/24
Broadband Preamplifier	SCHWARZBECK	BBV 9718	MRTTWA00005	1 year	2021/4/24
Cable	HUBERSUHNER	SF106	MRTTWE00010	1 year	2021/6/16

傳導測試 – AC1

儀器名稱	廠牌	型號	財產編號	校正週期	有效日期
EXA Signal Analyzer	KEYSIGHT	N9010A	MRTTWA00012	1 year	2021/10/14
EXA Signal Analyzer	KEYSIGHT	N9010B	MRTTWA00074	1 year	2021/7/14
Wideband Radio Communication Taster	R&S	CMW 500	MRTTWA00084	1 year	2021/9/8
Temperature & Humidity Chamber	TEN BILLION	TTH-B3UP	MRTTWA00036	1 year	2021/6/9

EMI 測試軟體

軟體名稱	廠牌	版本
e3	Audix	9.160520a
EMI	Quietek	V3

4. 量測不確定度

輻射干擾量測 (Radiated Spurious Emission)
Measuring Uncertainty for a Level of Confidence of 95% (U=2Uc(y)): 9kHz~30MHz: ± 3.92dB 30MHz~1GHz: ± 4.25dB 1GHz~18GHz: ± 4.40dB 18GHz~40GHz: ± 4.45dB
頻率誤差量測 (Frequency Error)
Measuring Uncertainty for a Level of Confidence of 95% (U=2Uc(y)): ±78.4Hz
傳導功率量測 (Conducted Power)
Measuring Uncertainty for a Level of Confidence of 95% (U=2Uc(y)): ± 0.84dB
傳導干擾量測 (Conducted Spurious Emission)
Measuring Uncertainty for a Level of Confidence of 95% (U=2Uc(y)): ± 2.65 dB
佔用頻寬量測 (Occupied Bandwidth)
Measuring Uncertainty for a Level of Confidence of 95% (U=2Uc(y)): 3.3%
溫度 / 濕度 (Temp. / Humidity)
Measuring Uncertainty for a Level of Confidence of 95% (U=2Uc(y)): ±0.82°C/ ±3%
直流電源 (DC Voltage)
Measuring Uncertainty for a Level of Confidence of 95% (U=2Uc(y)): ±0.3%

This uncertainty represents an expanded uncertainty expressed at approximately the 95% confidence level using a coverage factor of k=2.

5. 測試結果

產品名稱 **Gateway 中控網關**
型號 **IP1000L**

法規章節	量測項目	限制值	測試結果	測試數據
6.3.1	功率限制	有效輻射功率(Effective Radiated Power，ERP) 攜帶式終端設備限制為1 W。 移動式終端設備限制為2 W。 傳導輸出功率限制值 採 FDD者：23dBm +2.7/-3.2 dB。 採TDD 者：23 dBm +2.7/-2.7 dB， 但設備屬高功率用戶終端設備(HPUE) 者，其傳導輸出功率限制值為 26 dBm +2.7/-2.7 dB。	符合	第 5.1 章節
6.3.2	發射頻譜波罩	須符合行動通信電信終端設備技術規範附表47 之頻譜波罩規範值	符合	第 5.2 章節*1
6.3.3	傳導帶外輻射發射	須符合行動通信電信終端設備技術規範附表49 之帶外輻射規範值	符合	第 5.3 章節*1
6.3.4	相鄰頻道洩漏功率比 (ACLR)	≦ 29.2dB，但設備屬 HPUE 者限制值為 30.2 dB。	符合	第 5.4 章節*1
6.3.5	頻率穩定度	± 0.1PPM 以內	符合	第 5.5 章節
6.6.2.1	電波功率密度	適用移動式或固定式無線接取終端設備 700 MHz頻段為0.35毫瓦特/平方公分(mW/cm²)； 900 MHz頻段為0.45 mW/cm²； 1800 MHz頻段為0.9 mW/cm²； 2100 MHz、2500 MHz 與2600 MHz頻段為1.0 mW/cm²。 量測距離為20 公分，或以設備廠商宣告設備天線與 附近人體可活動範圍之距離。	符合	第 5.6 章節*1
6.10.1	災防告警細胞廣播訊息 接收功能	本項測試適用具NR 終端設備、窄頻終端設備、LTE 或WCDMA FDD 硬體介面攜帶式終端設備且具接取 行動通信服務經營者提供之語音服務功能者。	N/A	第 5.7 章節

備註：

1.測試數據可參考原報告號碼為 1801TW2101-T2(NCC 證號: CCAJ18Z10080T0).

2.符合性的判定是基於測試結果符合規範的限制值或客戶的宣告要求，測試結果的判定是不考慮測量不確定度的值。

5.1 功率限制

5.1.1 合格標準

(1) 等效幅射功率(Effective Radiated Power，ERP)
-攜帶式終端設備限制為 1W。
-移動式終端設備限制為 2W。

(2) 傳導輸出功率限制為
-FDD 為: 23dBm +2.7/-3.2 dB。
-TDD 為: 23dBm +2.7/-2.7 dB。
-但設備屬高功率用戶終端設備(HPUE)者，其傳導輸出功率限制值為 26 dBm +2.7/-2.7 dB。

5.1.2 測試方法

檢測頻道為低、中、高三個頻道，對最低、5MHz 及最高的工作頻寬之 QPSK 調變級數發射模式，均應分別檢測之。(請參照 3GPP TS 36.521-1 規定測試) 。

(1) 等效幅射功率 ：

a. 量測發射功率時，必須使用均方根值等效電壓之儀器量測於任何連續傳輸時段，量測結果須依儀器之反應時間、解析頻寬能力及靈敏度等調整得出正確之發射功率。對每一測量頻率調整儀器足夠之頻率掃描範圍以檢測所欲測量之發射。
b. 在 1 到 4 米高度內上升下降水平極化之接收天線，將接收天線置於儀器顯示最高讀值時的高度，然後以 360 度轉動測試桌上的受測物，紀錄顯示在儀器上的最高值，以為參考位準。
c. 以發射天線(不大於 1GHz 為線諧調之偶極天線，1GHz 以上為號角型天線)取代受測物，並與接收天線之同為水平極化。將偶極天線連接至標準之信號產生器，信號產生器設定至前述步驟所得之頻率以及適當之輸出位準。上升、下降接收天線使測試儀器量得最高值，並置於該高度。調整信號產生器之輸出位準以使測試儀器顯示與步驟 2 所得之值相同。紀錄此值以計算結果值。
d. 若受測物相對於偶極天線(或全向性天線)之天線增益為已知，則 ERP(或 EIRP)可由天線端子之傳導輸出功率與天線增益之積求得。

(2) 傳導輸出功率 ：

發射機輸出功率的測量藉由模擬基地台調諧頻率至測量頻率並量測其峰值.

5.1.3 實驗方法方塊圖

(1) 等效幅射功率 (1G 以下):

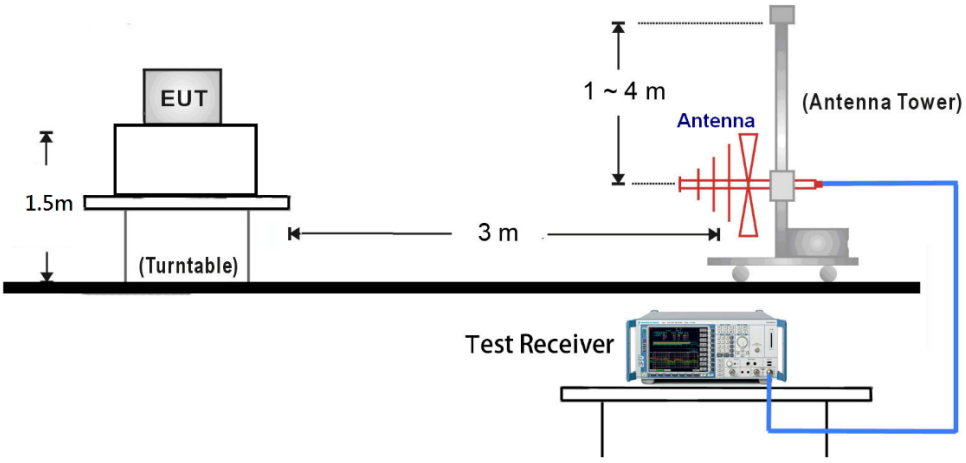

(2) 等效幅射功率 (1G 以上):

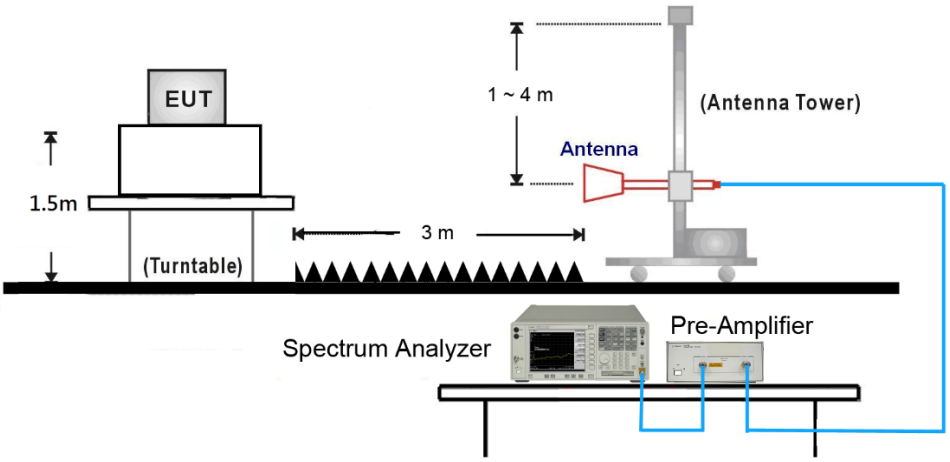

(3) 傳導輸出功率 :

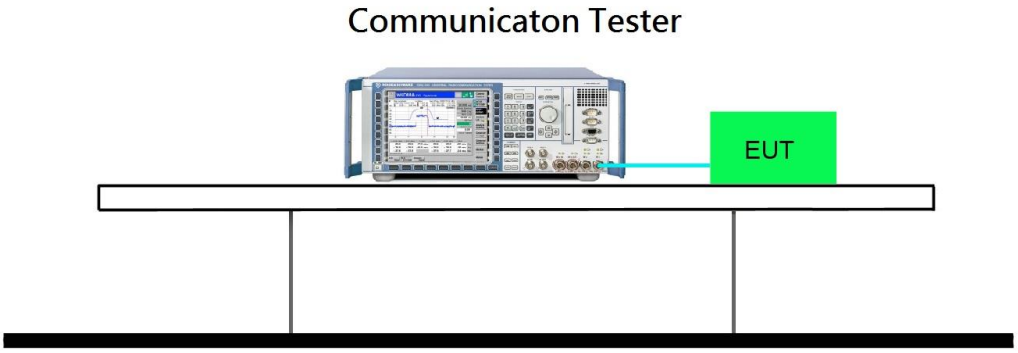

5.1.4 實驗數據

Band 3 (1800MHz) FDD									
Bandwidth	Channel	Modulation	RB No.	RB Offset	Max Power (Conducted)	Limit (dBm)	Antenna Gain (dBi)	Max Power (ERP) (dBm)	ERP Limit (dBm)
1.4MHz	19207	QPSK	1	#0	23.49	19.8~25.7	2.00	23.34	30
	19575	QPSK	1	#0	23.64	19.8~25.7	2.00	23.49	30
			5	#0	23.79	19.8~25.7	2.00	23.64	30
	19943	QPSK	1	#0	23.41	19.8~25.7	2.00	23.26	30
5MHz	19225	QPSK	1	#0	22.98	19.8~25.7	2.00	22.83	30
			1	#24	23.10	19.8~25.7	2.00	22.95	30
	19575	QPSK	1	#0	23.81	19.8~25.7	2.00	23.66	30
			1	#24	23.78	19.8~25.7	2.00	23.63	30
			8	#0	23.68	19.8~25.7	2.00	23.53	30
	19925	QPSK	1	#0	23.90	19.8~25.7	2.00	23.75	30
			1	#24	23.28	19.8~25.7	2.00	23.13	30
20MHz	19300	QPSK	1	#0	23.10	19.8~25.7	2.00	22.95	30
			1	#99	23.32	19.8~25.7	2.00	23.17	30
	19575	QPSK	1	#0	23.39	19.8~25.7	2.00	23.24	30
			1	#99	23.20	19.8~25.7	2.00	23.05	30
			18	#0	23.56	19.8~25.7	2.00	23.41	30
	19850	QPSK	1	#0	22.98	19.8~25.7	2.00	22.83	30
			1	#99	22.80	19.8~25.7	2.00	22.65	30

Note: 經上表確認,最大傳導輸出功率不超過原行動通訊模組±2dB.

1.4MHz CH19207 1RB#0

CMW 500 V 3.7.120 - LTE Measurement - V3.7.70 - TX Measurement

Multi Evaluation | PRACH | SRS

FDD Freq.:1710.7 MHz Ref. Level: 41.00 dBm BW:1.4 MHz CP :Normal Meas Subfr./Slot: 0 / All

TX Measurement

	Current		Average		Extreme		StdDev	
EVM RMS [%] l/h	2.76	2.79	3.24	3.29	3.78	3.84	0.37	0.39
EVM Peak [%] l/h	7.79	7.95	10.20	10.55	13.56	13.74	2.52	2.65
EVM DMRS [%] l/h	2.00	2.02	2.08	2.09	2.73	2.64	0.18	0.18
MErr RMS [%] l/h	NCAP	NCAP	NCAP	NCAP	NCAP	NCAP	NCAP	NCAP
MErr Peak [%] l/h	NCAP	NCAP	NCAP	NCAP	NCAP	NCAP	NCAP	NCAP
MErr DMRS [%] l/h	NCAP	NCAP	NCAP	NCAP	NCAP	NCAP	NCAP	NCAP
PhErr RMS [°] l/h	NCAP	NCAP	NCAP	NCAP	NCAP	NCAP	NCAP	NCAP
PhErr Peak [°] l/h	NCAP	NCAP	NCAP	NCAP	NCAP	NCAP	NCAP	NCAP
PhErr DMRS [°] l/h	NCAP	NCAP	NCAP	NCAP	NCAP	NCAP	NCAP	NCAP
IQ Offset [dBc]		−39.73		−39.74		−39.35		0.10
IQ Gain Imbalance [dB]		NCAP		NCAP		NCAP		NCAP
IQ Quadrature Error [°]		NCAP		NCAP		NCAP		NCAP
Freq Error [Hz]		−2.29		−3.93		−8.64		2.19
Timing Error [Ts]		10.11		12.24		42.41		1.30
OBW [MHz]		0.19		0.19		0.19		0.01
	Current		Average		Min	Max		StdDev
TX Power [dBm]		23.48		23.48	23.31	23.49		0.01
Peak Power [dBm]		27.28		27.30	27.19	27.34		0.01
RB Power [dBm]		23.49		23.50	23.34	23.52		0.02

Statistic Count 20 / 20 | Out of Tolerance 0.00 % | Detected Modulation QPSK | Detected Channel Type PUSCH | View Filter Throughput 100.0 %

PS: Attached
RRC State: Connected

1.4MHz CH19575 1RB#0

CMW 500 V 3.7.120 - LTE Measurement - V3.7.70 - TX Measurement

Multi Evaluation | PRACH | SRS

FDD Freq.:1747.5 MHz Ref. Level: 41.00 dBm BW:1.4 MHz CP :Normal Meas Subfr./Slot: 0 / All

TX Measurement

	Current		Average		Extreme		StdDev	
EVM RMS [%] l/h	2.15	2.19	2.26	2.27	2.82	2.78	0.31	0.28
EVM Peak [%] l/h	4.98	5.37	6.06	6.30	8.29	8.54	1.19	1.09
EVM DMRS [%] l/h	1.67	1.58	1.80	1.81	2.53	2.59	0.26	0.29
MErr RMS [%] l/h	NCAP	NCAP	NCAP	NCAP	NCAP	NCAP	NCAP	NCAP
MErr Peak [%] l/h	NCAP	NCAP	NCAP	NCAP	NCAP	NCAP	NCAP	NCAP
MErr DMRS [%] l/h	NCAP	NCAP	NCAP	NCAP	NCAP	NCAP	NCAP	NCAP
PhErr RMS [°] l/h	NCAP	NCAP	NCAP	NCAP	NCAP	NCAP	NCAP	NCAP
PhErr Peak [°] l/h	NCAP	NCAP	NCAP	NCAP	NCAP	NCAP	NCAP	NCAP
PhErr DMRS [°] l/h	NCAP	NCAP	NCAP	NCAP	NCAP	NCAP	NCAP	NCAP
IQ Offset [dBc]		−39.34		−39.16		−38.80		0.18
IQ Gain Imbalance [dB]		NCAP		NCAP		NCAP		NCAP
IQ Quadrature Error [°]		NCAP		NCAP		NCAP		NCAP
Freq Error [Hz]		3.75		3.25		11.07		2.52
Timing Error [Ts]		18.61		19.40		20.77		0.93
OBW [MHz]		0.18		0.18		0.19		0.00
	Current		Average		Min	Max		StdDev
TX Power [dBm]		23.56		23.55	23.52	23.64		0.02
Peak Power [dBm]		27.51		27.69	27.50	27.91		0.16
RB Power [dBm]		23.60		23.60	23.58	23.68		0.02

Statistic Count 20 / 20 | Out of Tolerance 0.00 % | Detected Modulation QPSK | Detected Channel Type PUSCH | View Filter Throughput 100.0 %

PS: Attached
RRC State: Connected

1.4MHz CH19575 5RB#0

CMW 500 V 3.7.120 - LTE Measurement - V3.7.70 - TX Measurement

Multi Evaluation | PRACH | SRS

FDD Freq.:1747.5 MHz Ref. Level: 41.00 dBm BW:1.4 MHz CP :Normal Meas Subfr./Slot: 0 / All

TX Measurement

	Current		Average		Extreme		StdDev	
EVM RMS [%] l/h	3.77	3.80	3.62	3.69	4.12	4.12	0.25	0.21
EVM Peak [%] l/h	18.91	18.88	15.73	15.74	20.02	20.05	3.33	3.32
EVM DMRS [%] l/h	2.89	2.90	3.01	3.11	3.58	3.83	0.30	0.38
MErr RMS [%] l/h	NCAP	NCAP	NCAP	NCAP	NCAP	NCAP	NCAP	NCAP
MErr Peak [%] l/h	NCAP	NCAP	NCAP	NCAP	NCAP	NCAP	NCAP	NCAP
MErr DMRS [%] l/h	NCAP	NCAP	NCAP	NCAP	NCAP	NCAP	NCAP	NCAP
PhErr RMS [°] l/h	NCAP	NCAP	NCAP	NCAP	NCAP	NCAP	NCAP	NCAP
PhErr Peak [°] l/h	NCAP	NCAP	NCAP	NCAP	NCAP	NCAP	NCAP	NCAP
PhErr DMRS [°] l/h	NCAP	NCAP	NCAP	NCAP	NCAP	NCAP	NCAP	NCAP
IQ Offset [dBc]		−38.80		−38.34		−36.53		1.10
IQ Gain Imbalance [dB]		NCAP		NCAP		NCAP		NCAP
IQ Quadrature Error [°]		NCAP		NCAP		NCAP		NCAP
Freq Error [Hz]		−0.73		−0.07		5.58		2.07
Timing Error [Ts]		22.06		21.83		22.62		0.94
OBW [MHz]		0.90		0.88		0.90		0.01
	Current		Average		Min	Max		StdDev
TX Power [dBm]		23.77		23.78	23.77	23.79		0.01
Peak Power [dBm]		28.62		28.68	28.59	28.78		0.07
RB Power [dBm]		16.86		16.87	16.86	16.88		0.01

Statistic Count 20 / 20 | Out of Tolerance 0.00 % | Detected Modulation QPSK | Detected Channel Type PUSCH | View Filter Throughput 100.0 %

PS: Attached
RRC State: Connected

1.4MHz CH19943 1RB#0

CMW 500 V 3.7.120 - LTE Measurement - V3.7.70 - TX Measurement

Multi Evaluation | PRACH | SRS

FDD Freq.:1784.3 MHz Ref. Level: 41.00 dBm BW:1.4 MHz CP :Normal Meas Subfr./Slot: 0 / All

TX Measurement

	Current		Average		Extreme		StdDev	
EVM RMS [%] l/h	1.97	2.06	2.00	2.08	2.26	2.31	0.09	0.09
EVM Peak [%] l/h	5.72	5.82	5.10	5.29	6.24	6.67	0.48	0.53
EVM DMRS [%] l/h	1.77	1.85	1.57	1.53	2.02	1.99	0.20	0.17
MErr RMS [%] l/h	NCAP	NCAP	NCAP	NCAP	NCAP	NCAP	NCAP	NCAP
MErr Peak [%] l/h	NCAP	NCAP	NCAP	NCAP	NCAP	NCAP	NCAP	NCAP
MErr DMRS [%] l/h	NCAP	NCAP	NCAP	NCAP	NCAP	NCAP	NCAP	NCAP
PhErr RMS [°] l/h	NCAP	NCAP	NCAP	NCAP	NCAP	NCAP	NCAP	NCAP
PhErr Peak [°] l/h	NCAP	NCAP	NCAP	NCAP	NCAP	NCAP	NCAP	NCAP
PhErr DMRS [°] l/h	NCAP	NCAP	NCAP	NCAP	NCAP	NCAP	NCAP	NCAP
IQ Offset [dBc]		−42.53		−42.66		−42.32		0.19
IQ Gain Imbalance [dB]		NCAP		NCAP		NCAP		NCAP
IQ Quadrature Error [°]		NCAP		NCAP		NCAP		NCAP
Freq Error [Hz]		1.60		1.56		7.45		1.97
Timing Error [Ts]		20.82		23.61		37.43		3.19
OBW [MHz]		0.19		0.19		0.19		0.01
	Current		Average		Min	Max		StdDev
TX Power [dBm]		23.31		23.29	23.25	23.41		0.03
Peak Power [dBm]		27.38		27.39	27.36	27.47		0.02
RB Power [dBm]		23.40		23.40	23.40	23.50		0.01

Statistic Count 20 / 20 | Out of Tolerance 0.00 % | Detected Modulation QPSK | Detected Channel Type PUSCH | View Filter Throughput 100.0 %

PS: Attached
RRC State: Connected

5MHz CH19225 1RB#0

CMW 500 V 3.7.120 - LTE Measurement - V3.7.70 - TX Measurement

Multi Evaluation | PRACH | SRS

FDD Freq.:1712.5 MHz Ref. Level: 41.00 dBm BW:5.0 MHz CP :Normal Meas Subfr./Slot: 0 / All

TX Measurement

	Current		Average		Extreme		StdDev	
EVM RMS [%] l/h	3.44	3.54	3.22	3.23	3.72	3.71	0.30	0.34
EVM Peak [%] l/h	10.27	10.15	9.92	9.75	11.74	11.34	1.05	0.84
EVM DMRS [%] l/h	1.61	1.66	1.89	2.06	2.35	2.66	0.22	0.23
MErr RMS [%] l/h	NCAP	NCAP	NCAP	NCAP	NCAP	NCAP	NCAP	NCAP
MErr Peak [%] l/h	NCAP	NCAP	NCAP	NCAP	NCAP	NCAP	NCAP	NCAP
MErr DMRS [%] l/h	NCAP	NCAP	NCAP	NCAP	NCAP	NCAP	NCAP	NCAP
PhErr RMS [°] l/h	NCAP	NCAP	NCAP	NCAP	NCAP	NCAP	NCAP	NCAP
PhErr Peak [°] l/h	NCAP	NCAP	NCAP	NCAP	NCAP	NCAP	NCAP	NCAP
PhErr DMRS [°] l/h	NCAP	NCAP	NCAP	NCAP	NCAP	NCAP	NCAP	NCAP
IQ Offset [dBc]		−39.76		−39.82		−39.66		0.06
IQ Gain Imbalance [dB]		NCAP		NCAP		NCAP		NCAP
IQ Quadrature Error [°]		NCAP		NCAP		NCAP		NCAP
Freq Error [Hz]		−0.64		−4.38		−10.03		2.27
Timing Error [Ts]		8.14		8.58		9.05		0.21
OBW [MHz]		0.21		0.22		0.23		0.01
	Current		Average		Min	Max		StdDev
TX Power [dBm]		22.95		22.96	22.95	22.98		0.01
Peak Power [dBm]		26.95		26.96	26.94	27.00		0.01
RB Power [dBm]		22.99		23.00	22.98	23.01		0.01

Statistic Count 20 / 20 | Out of Tolerance 0.00 % | Detected Modulation QPSK | Detected Channel Type PUSCH | View Filter Throughput 100.0 %

PS: Attached
RRC State: Connected

5MHz CH19225 1RB#24

CMW 500 V 3.7.120 - LTE Measurement - V3.7.70 - TX Measurement

Multi Evaluation | PRACH | SRS

FDD Freq.:1712.5 MHz Ref. Level: 41.00 dBm BW:5.0 MHz CP :Normal Meas Subfr./Slot: 0 / All

TX Measurement

	Current		Average		Extreme		StdDev	
EVM RMS [%] l/h	3.05	3.21	3.35	3.37	3.79	3.68	0.39	0.24
EVM Peak [%] l/h	9.66	9.44	10.39	10.07	12.48	11.59	0.99	0.75
EVM DMRS [%] l/h	1.45	1.41	2.02	2.07	2.49	2.54	0.30	0.38
MErr RMS [%] l/h	NCAP	NCAP	NCAP	NCAP	NCAP	NCAP	NCAP	NCAP
MErr Peak [%] l/h	NCAP	NCAP	NCAP	NCAP	NCAP	NCAP	NCAP	NCAP
MErr DMRS [%] l/h	NCAP	NCAP	NCAP	NCAP	NCAP	NCAP	NCAP	NCAP
PhErr RMS [°] l/h	NCAP	NCAP	NCAP	NCAP	NCAP	NCAP	NCAP	NCAP
PhErr Peak [°] l/h	NCAP	NCAP	NCAP	NCAP	NCAP	NCAP	NCAP	NCAP
PhErr DMRS [°] l/h	NCAP	NCAP	NCAP	NCAP	NCAP	NCAP	NCAP	NCAP
IQ Offset [dBc]		−39.50		−39.44		−39.33		0.06
IQ Gain Imbalance [dB]		NCAP		NCAP		NCAP		NCAP
IQ Quadrature Error [°]		NCAP		NCAP		NCAP		NCAP
Freq Error [Hz]		−2.39		−4.56		−7.77		1.70
Timing Error [Ts]		7.88		9.80		12.72		1.48
OBW [MHz]		0.21		0.23		0.26		0.02
	Current		Average		Min	Max		StdDev
TX Power [dBm]		23.09		23.07	23.04	23.10		0.03
Peak Power [dBm]		27.02		27.01	26.99	27.03		0.01
RB Power [dBm]		23.10		23.10	23.09	23.11		0.01

Statistic Count 20 / 20 | Out of Tolerance 0.00 % | Detected Modulation QPSK | Detected Channel Type PUSCH | View Filter Throughput 100.0 %

PS: Attached
RRC State: Connected

5MHz CH19575 1RB#0

CMW 500 V 3.7.120 - LTE Measurement - V3.7.70 - TX Measurement

Multi Evaluation | PRACH | SRS

FDD Freq.:1747.5 MHz Ref. Level: 41.00 dBm BW:5.0 MHz CP :Normal Meas Subfr./Slot: 0 / All

TX Measurement

	Current		Average		Extreme		StdDev
EVM RMS [%] l/h	2.09	2.00	1.84	1.93	2.16	2.22	0.21	0.14
EVM Peak [%] l/h	6.33	8.46	5.31	7.05	7.33	9.00	1.20	1.46
EVM DMRS [%] l/h	2.17	1.95	1.81	1.94	2.20	2.34	0.18	0.22
MErr RMS [%] l/h	NCAP	NCAP	NCAP	NCAP	NCAP	NCAP	NCAP	NCAP
MErr Peak [%] l/h	NCAP	NCAP	NCAP	NCAP	NCAP	NCAP	NCAP	NCAP
MErr DMRS [%] l/h	NCAP	NCAP	NCAP	NCAP	NCAP	NCAP	NCAP	NCAP
PhErr RMS [°] l/h	NCAP	NCAP	NCAP	NCAP	NCAP	NCAP	NCAP	NCAP
PhErr Peak [°] l/h	NCAP	NCAP	NCAP	NCAP	NCAP	NCAP	NCAP	NCAP
PhErr DMRS [°] l/h	NCAP	NCAP	NCAP	NCAP	NCAP	NCAP	NCAP	NCAP
IQ Offset [dBc]		−39.45		−39.55		−39.36		0.10
IQ Gain Imbalance [dB]		NCAP		NCAP		NCAP		NCAP
IQ Quadrature Error [°]		NCAP		NCAP		NCAP		NCAP
Freq Error [Hz]		2.99		2.05		6.27		1.59
Timing Error [Ts]		8.88		8.29		9.71		1.04
OBW [MHz]		0.19		0.21		0.23		0.01
		Current		Average	Min	Max		StdDev
TX Power [dBm]		23.67		23.74	23.67	23.81		0.06
Peak Power [dBm]		27.96		27.97	27.92	28.02		0.02
RB Power [dBm]		23.71		23.72	23.71	23.73		0.01

Statistic Count 20 / 20 | Out of Tolerance 0.00 % | Detected Modulation QPSK | Detected Channel Type PUSCH | View Filter Throughput 100.0 %

PS: Attached
RRC State: Connected

5MHz CH19575 1RB#24

CMW 500 V 3.7.120 - LTE Measurement - V3.7.70 - TX Measurement

Multi Evaluation | PRACH | SRS

FDD Freq.:1747.5 MHz Ref. Level: 41.00 dBm BW:5.0 MHz CP :Normal Meas Subfr./Slot: 0 / All

TX Measurement

	Current		Average		Extreme		StdDev
EVM RMS [%] l/h	2.02	2.21	1.98	2.10	2.17	2.35	0.12	0.15
EVM Peak [%] l/h	6.17	7.82	5.86	7.08	7.51	8.62	0.87	0.84
EVM DMRS [%] l/h	2.22	1.74	1.96	1.94	2.46	2.53	0.18	0.50
MErr RMS [%] l/h	NCAP	NCAP	NCAP	NCAP	NCAP	NCAP	NCAP	NCAP
MErr Peak [%] l/h	NCAP	NCAP	NCAP	NCAP	NCAP	NCAP	NCAP	NCAP
MErr DMRS [%] l/h	NCAP	NCAP	NCAP	NCAP	NCAP	NCAP	NCAP	NCAP
PhErr RMS [°] l/h	NCAP	NCAP	NCAP	NCAP	NCAP	NCAP	NCAP	NCAP
PhErr Peak [°] l/h	NCAP	NCAP	NCAP	NCAP	NCAP	NCAP	NCAP	NCAP
PhErr DMRS [°] l/h	NCAP	NCAP	NCAP	NCAP	NCAP	NCAP	NCAP	NCAP
IQ Offset [dBc]		−39.43		−39.40		−39.23		0.07
IQ Gain Imbalance [dB]		NCAP		NCAP		NCAP		NCAP
IQ Quadrature Error [°]		NCAP		NCAP		NCAP		NCAP
Freq Error [Hz]		3.35		1.86		5.97		2.05
Timing Error [Ts]		9.23		8.10		9.75		1.32
OBW [MHz]		0.18		0.21		0.24		0.03
		Current		Average	Min	Max		StdDev
TX Power [dBm]		23.70		23.74	23.70	23.78		0.04
Peak Power [dBm]		28.00		27.96	27.87	28.03		0.05
RB Power [dBm]		23.72		23.73	23.72	23.74		0.01

Statistic Count 20 / 20 | Out of Tolerance 0.00 % | Detected Modulation QPSK | Detected Channel Type PUSCH | View Filter Throughput 100.0 %

PS: Attached
RRC State: Connected

5MHz CH19575 8RB#0

CMW 500 V 3.7.120 - LTE Measurement - V3.7.70 - TX Measurement

Multi Evaluation | PRACH | SRS

FDD Freq.:1747.5 MHz Ref. Level: 41.00 dBm BW:5.0 MHz CP :Normal Meas Subfr./Slot: 0 / All

TX Measurement

	Current		Average		Extreme		StdDev
EVM RMS [%] l/h	2.88	2.76	2.56	2.60	2.98	2.99	0.18	0.08
EVM Peak [%] l/h	18.16	15.15	18.35	17.98	20.36	23.61	0.86	3.34
EVM DMRS [%] l/h	2.61	2.22	2.73	2.14	3.20	2.75	0.12	0.20
MErr RMS [%] l/h	NCAP	NCAP	NCAP	NCAP	NCAP	NCAP	NCAP	NCAP
MErr Peak [%] l/h	NCAP	NCAP	NCAP	NCAP	NCAP	NCAP	NCAP	NCAP
MErr DMRS [%] l/h	NCAP	NCAP	NCAP	NCAP	NCAP	NCAP	NCAP	NCAP
PhErr RMS [°] l/h	NCAP	NCAP	NCAP	NCAP	NCAP	NCAP	NCAP	NCAP
PhErr Peak [°] l/h	NCAP	NCAP	NCAP	NCAP	NCAP	NCAP	NCAP	NCAP
PhErr DMRS [°] l/h	NCAP	NCAP	NCAP	NCAP	NCAP	NCAP	NCAP	NCAP
IQ Offset [dBc]		−39.53		−39.12		−38.58		0.46
IQ Gain Imbalance [dB]		NCAP		NCAP		NCAP		NCAP
IQ Quadrature Error [°]		NCAP		NCAP		NCAP		NCAP
Freq Error [Hz]		1.95		1.50		5.97		2.35
Timing Error [Ts]		8.29		8.72		10.48		1.54
OBW [MHz]		1.41		1.41		1.41		0.00
		Current		Average	Min	Max		StdDev
TX Power [dBm]		23.66		23.67	23.66	23.68		0.00
Peak Power [dBm]		28.08		28.13	28.08	28.22		0.03
RB Power [dBm]		14.67		14.67	14.67	14.68		0.01

Statistic Count 20 / 20 | Out of Tolerance 0.00 % | Detected Modulation QPSK | Detected Channel Type PUSCH | View Filter Throughput 100.0 %

PS: Attached
RRC State: Connected

5MHz CH19925 1RB#0

CMW 500 V 3.7.120 - LTE Measurement - V3.7.70 - TX Measurement

Multi Evaluation | PRACH | SRS

FDD Freq.:1782.5 MHz Ref. Level: 41.00 dBm BW:5.0 MHz CP :Normal Meas Subfr./Slot: 0 / All

TX Measurement

	Current		Average		Extreme		StdDev
EVM RMS [%] l/h	2.46	2.50	2.35	2.45	2.80	2.81	0.22	0.17
EVM Peak [%] l/h	8.91	8.89	7.55	8.31	9.72	9.68	1.48	0.82
EVM DMRS [%] l/h	2.33	2.09	2.00	1.90	2.60	2.34	0.26	0.22
MErr RMS [%] l/h	NCAP	NCAP	NCAP	NCAP	NCAP	NCAP	NCAP	NCAP
MErr Peak [%] l/h	NCAP	NCAP	NCAP	NCAP	NCAP	NCAP	NCAP	NCAP
MErr DMRS [%] l/h	NCAP	NCAP	NCAP	NCAP	NCAP	NCAP	NCAP	NCAP
PhErr RMS [°] l/h	NCAP	NCAP	NCAP	NCAP	NCAP	NCAP	NCAP	NCAP
PhErr Peak [°] l/h	NCAP	NCAP	NCAP	NCAP	NCAP	NCAP	NCAP	NCAP
PhErr DMRS [°] l/h	NCAP	NCAP	NCAP	NCAP	NCAP	NCAP	NCAP	NCAP
IQ Offset [dBc]		−42.81		−42.79		−42.59		0.10
IQ Gain Imbalance [dB]		NCAP		NCAP		NCAP		NCAP
IQ Quadrature Error [°]		NCAP		NCAP		NCAP		NCAP
Freq Error [Hz]		0.62		1.70		5.41		1.89
Timing Error [Ts]		8.04		10.94		16.27		2.83
OBW [MHz]		0.19		0.21		0.23		0.01
		Current		Average	Min	Max		StdDev
TX Power [dBm]		23.81		23.82	23.77	23.90		0.04
Peak Power [dBm]		27.90		27.90	27.84	27.98		0.04
RB Power [dBm]		23.78		23.81	23.78	23.87		0.04

Statistic Count 20 / 20 | Out of Tolerance 0.00 % | Detected Modulation QPSK | Detected Channel Type PUSCH | View Filter Throughput 100.0 %

PS: Attached
RRC State: Connected

5MHz CH19925 1RB#24

CMW 500 V 3.7.120 - LTE Measurement - V3.7.70 - TX Measurement

Multi Evaluation | PRACH | SRS

FDD Freq.:1782.5 MHz Ref. Level: 41.00 dBm BW:5.0 MHz CP :Normal Meas Subfr./Slot: 0 / All

TX Measurement

	Current		Average		Extreme		StdDev
EVM RMS [%] l/h	2.66	2.75	2.43	2.54	2.75	2.78	0.24	0.18
EVM Peak [%] l/h	9.33	9.45	7.70	8.25	10.13	10.18	1.67	1.24
EVM DMRS [%] l/h	2.09	1.73	1.62	1.82	2.15	2.43	0.23	0.32
MErr RMS [%] l/h	NCAP	NCAP	NCAP	NCAP	NCAP	NCAP	NCAP	NCAP
MErr Peak [%] l/h	NCAP	NCAP	NCAP	NCAP	NCAP	NCAP	NCAP	NCAP
MErr DMRS [%] l/h	NCAP	NCAP	NCAP	NCAP	NCAP	NCAP	NCAP	NCAP
PhErr RMS [°] l/h	NCAP	NCAP	NCAP	NCAP	NCAP	NCAP	NCAP	NCAP
PhErr Peak [°] l/h	NCAP	NCAP	NCAP	NCAP	NCAP	NCAP	NCAP	NCAP
PhErr DMRS [°] l/h	NCAP	NCAP	NCAP	NCAP	NCAP	NCAP	NCAP	NCAP
IQ Offset [dBc]		−42.28		−42.17		−41.94		0.09
IQ Gain Imbalance [dB]		NCAP		NCAP		NCAP		NCAP
IQ Quadrature Error [°]		NCAP		NCAP		NCAP		NCAP
Freq Error [Hz]		0.94		2.35		7.11		2.50
Timing Error [Ts]		8.02		8.16		8.63		0.22
OBW [MHz]		0.21		0.22		0.24		0.01
		Current		Average	Min	Max		StdDev
TX Power [dBm]		23.28		23.25	23.23	23.28		0.03
Peak Power [dBm]		27.26		27.29	27.26	27.33		0.02
RB Power [dBm]		23.24		23.24	23.24	23.24		0.00

Statistic Count 20 / 20 | Out of Tolerance 0.00 % | Detected Modulation QPSK | Detected Channel Type PUSCH | View Filter Throughput 100.0 %

PS: Attached
RRC State: Connected

20MHz CH19300 1RB#0

CMW 500 V 3.7.120 - LTE Measurement - V3.7.70 - TX Measurement

Multi Evaluation | PRACH | SRS

FDD Freq.:1720.0 MHz Ref. Level: 41.00 dBm BW:20.0 MHz CP :Normal Meas Subfr./Slot: 0 / All

TX Measurement

	Current		Average		Extreme		StdDev
EVM RMS [%] l/h	2.72	2.73	3.00	3.01	3.45	3.45	0.31	0.33
EVM Peak [%] l/h	10.15	10.03	11.52	11.52	13.95	14.01	1.96	1.97
EVM DMRS [%] l/h	1.23	1.34	1.67	1.83	2.26	2.24	0.29	0.28
MErr RMS [%] l/h	NCAP	NCAP	NCAP	NCAP	NCAP	NCAP	NCAP	NCAP
MErr Peak [%] l/h	NCAP	NCAP	NCAP	NCAP	NCAP	NCAP	NCAP	NCAP
MErr DMRS [%] l/h	NCAP	NCAP	NCAP	NCAP	NCAP	NCAP	NCAP	NCAP
PhErr RMS [°] l/h	NCAP	NCAP	NCAP	NCAP	NCAP	NCAP	NCAP	NCAP
PhErr Peak [°] l/h	NCAP	NCAP	NCAP	NCAP	NCAP	NCAP	NCAP	NCAP
PhErr DMRS [°] l/h	NCAP	NCAP	NCAP	NCAP	NCAP	NCAP	NCAP	NCAP
IQ Offset [dBc]		−40.17		−40.04		−39.92		0.08
IQ Gain Imbalance [dB]		NCAP		NCAP		NCAP		NCAP
IQ Quadrature Error [°]		NCAP		NCAP		NCAP		NCAP
Freq Error [Hz]		−8.81		−6.35		−10.79		3.23
Timing Error [Ts]		3.90		4.15		5.11		0.56
OBW [MHz]		0.26		0.25		0.26		0.01
		Current		Average	Min	Max		StdDev
TX Power [dBm]		23.09		23.08	23.05	23.10		0.02
Peak Power [dBm]		26.97		27.01	26.97	27.06		0.03
RB Power [dBm]		23.13		23.12	23.09	23.14		0.02

Statistic Count 20 / 20 | Out of Tolerance 0.00 % | Detected Modulation QPSK | Detected Channel Type PUSCH | View Filter Throughput 100.0 %

PS: Attached
RRC State: Connected

20MHz CH19300 1RB#99

CMW 500 V 3.7.120 - LTE Measurement - V3.7.70 - TX Measurement

Multi Evaluation | PRACH | SRS

FDD Freq.:1720.0 MHz Ref. Level: 41.00 dBm BW:20.0 MHz CP :Normal Meas Subfr./Slot: 0 / All

TX Measurement

	Current		Average		Extreme		StdDev	
EVM RMS [%] l/h	2.25	2.29	2.55	2.56	2.97	2.97	0.36	0.34
EVM Peak [%] l/h	8.49	8.40	9.92	9.94	12.55	12.64	2.02	2.08
EVM DMRS [%] l/h	1.03	0.92	1.49	1.50	1.79	1.86	0.23	0.24
MErr RMS [%] l/h	NCAP	NCAP	NCAP	NCAP	NCAP	NCAP	NCAP	NCAP
MErr Peak [%] l/h	NCAP	NCAP	NCAP	NCAP	NCAP	NCAP	NCAP	NCAP
MErr DMRS [%] l/h	NCAP	NCAP	NCAP	NCAP	NCAP	NCAP	NCAP	NCAP
PhErr RMS [°] l/h	NCAP	NCAP	NCAP	NCAP	NCAP	NCAP	NCAP	NCAP
PhErr Peak [°] l/h	NCAP	NCAP	NCAP	NCAP	NCAP	NCAP	NCAP	NCAP
PhErr DMRS [°] l/h	NCAP	NCAP	NCAP	NCAP	NCAP	NCAP	NCAP	NCAP
IQ Offset [dBc]		−39.97		−39.97		−39.82		0.08
IQ Gain Imbalance [dB]		NCAP		NCAP		NCAP		NCAP
IQ Quadrature Error [°]		NCAP		NCAP		NCAP		NCAP
Freq Error [Hz]		−8.84		−5.59		−9.90		2.49
Timing Error [Ts]		5.71		4.75		6.03		0.88
OBW [MHz]		0.27		0.28		0.28		0.01
	Current		Average		Min	Max		StdDev
TX Power [dBm]		23.23		23.25	23.19	23.32		0.05
Peak Power [dBm]		27.35		27.36	27.31	27.45		0.04
RB Power [dBm]		23.27		23.29	23.23	23.35		0.05

Statistic Count 20 / 20 | Out of Tolerance 0.00 % | Detected Modulation QPSK | Detected Channel Type PUSCH | View Filter Throughput 100.0 %

PS: Attached
RRC State: Connected

20MHz CH19575 1RB#0

CMW 500 V 3.7.120 - LTE Measurement - V3.7.70 - TX Measurement

Multi Evaluation | PRACH | SRS

FDD Freq.:1747.5 MHz Ref. Level: 41.00 dBm BW:20.0 MHz CP :Normal Meas Subfr./Slot: 0 / All

TX Measurement

	Current		Average		Extreme		StdDev	
EVM RMS [%] l/h	2.33	2.30	2.16	2.16	2.45	2.41	0.26	0.23
EVM Peak [%] l/h	8.07	8.06	7.38	7.39	8.66	8.80	0.96	0.96
EVM DMRS [%] l/h	1.49	1.54	1.42	1.37	1.84	1.76	0.24	0.19
MErr RMS [%] l/h	NCAP	NCAP	NCAP	NCAP	NCAP	NCAP	NCAP	NCAP
MErr Peak [%] l/h	NCAP	NCAP	NCAP	NCAP	NCAP	NCAP	NCAP	NCAP
MErr DMRS [%] l/h	NCAP	NCAP	NCAP	NCAP	NCAP	NCAP	NCAP	NCAP
PhErr RMS [°] l/h	NCAP	NCAP	NCAP	NCAP	NCAP	NCAP	NCAP	NCAP
PhErr Peak [°] l/h	NCAP	NCAP	NCAP	NCAP	NCAP	NCAP	NCAP	NCAP
PhErr DMRS [°] l/h	NCAP	NCAP	NCAP	NCAP	NCAP	NCAP	NCAP	NCAP
IQ Offset [dBc]		−39.85		−39.93		−39.81		0.05
IQ Gain Imbalance [dB]		NCAP		NCAP		NCAP		NCAP
IQ Quadrature Error [°]		NCAP		NCAP		NCAP		NCAP
Freq Error [Hz]		−4.01		0.34		4.22		2.55
Timing Error [Ts]		6.63		7.70		9.20		0.67
OBW [MHz]		0.33		0.28		0.35		0.05
	Current		Average		Min	Max		StdDev
TX Power [dBm]		23.36		23.37	23.36	23.39		0.01
Peak Power [dBm]		27.71		27.68	27.64	27.72		0.02
RB Power [dBm]		23.36		23.37	23.36	23.39		0.01

Statistic Count 20 / 20 | Out of Tolerance 0.00 % | Detected Modulation QPSK | Detected Channel Type PUSCH | View Filter Throughput 100.0 %

PS: Attached
RRC State: Connected

20MHz CH19575 1RB#99

CMW 500 V 3.7.120 - LTE Measurement - V3.7.70 - TX Measurement

Multi Evaluation | PRACH | SRS

FDD Freq.:1747.5 MHz Ref. Level: 41.00 dBm BW:20.0 MHz CP :Normal Meas Subfr./Slot: 0 / All

TX Measurement

	Current		Average		Extreme		StdDev	
EVM RMS [%] l/h	2.60	2.61	2.28	2.28	2.62	2.64	0.26	0.28
EVM Peak [%] l/h	9.36	9.17	7.59	7.56	9.36	9.17	1.03	1.02
EVM DMRS [%] l/h	1.64	1.57	1.53	1.55	2.04	2.15	0.23	0.24
MErr RMS [%] l/h	NCAP	NCAP	NCAP	NCAP	NCAP	NCAP	NCAP	NCAP
MErr Peak [%] l/h	NCAP	NCAP	NCAP	NCAP	NCAP	NCAP	NCAP	NCAP
MErr DMRS [%] l/h	NCAP	NCAP	NCAP	NCAP	NCAP	NCAP	NCAP	NCAP
PhErr RMS [°] l/h	NCAP	NCAP	NCAP	NCAP	NCAP	NCAP	NCAP	NCAP
PhErr Peak [°] l/h	NCAP	NCAP	NCAP	NCAP	NCAP	NCAP	NCAP	NCAP
PhErr DMRS [°] l/h	NCAP	NCAP	NCAP	NCAP	NCAP	NCAP	NCAP	NCAP
IQ Offset [dBc]		−38.02		−37.90		−37.83		0.04
IQ Gain Imbalance [dB]		NCAP		NCAP		NCAP		NCAP
IQ Quadrature Error [°]		NCAP		NCAP		NCAP		NCAP
Freq Error [Hz]		−2.80		0.21		6.11		2.15
Timing Error [Ts]		8.20		7.57		8.33		0.51
OBW [MHz]		0.19		0.25		0.31		0.06
	Current		Average		Min	Max		StdDev
TX Power [dBm]		23.17		23.18	23.17	23.20		0.01
Peak Power [dBm]		27.51		27.51	27.48	27.54		0.02
RB Power [dBm]		23.17		23.18	23.16	23.20		0.01

Statistic Count 20 / 20 | Out of Tolerance 0.00 % | Detected Modulation QPSK | Detected Channel Type PUSCH | View Filter Throughput 100.0 %

PS: Attached
RRC State: Connected

20MHz CH19575 18RB#0

CMW 500 V 3.7.120 - LTE Measurement - V3.7.70 - TX Measurement

Multi Evaluation | PRACH | SRS

FDD Freq.:1747.5 MHz Ref. Level: 41.00 dBm BW:20.0 MHz CP :Normal Meas Subfr./Slot: 0 / All

TX Measurement

	Current		Average		Extreme		StdDev	
EVM RMS [%] l/h	2.59	2.64	2.49	2.55	2.64	3.06	0.11	0.16
EVM Peak [%] l/h	14.89	14.96	14.33	14.67	16.00	19.67	0.86	1.34
EVM DMRS [%] l/h	1.99	1.89	1.96	2.01	2.29	2.37	0.13	0.12
MErr RMS [%] l/h	NCAP	NCAP	NCAP	NCAP	NCAP	NCAP	NCAP	NCAP
MErr Peak [%] l/h	NCAP	NCAP	NCAP	NCAP	NCAP	NCAP	NCAP	NCAP
MErr DMRS [%] l/h	NCAP	NCAP	NCAP	NCAP	NCAP	NCAP	NCAP	NCAP
PhErr RMS [°] l/h	NCAP	NCAP	NCAP	NCAP	NCAP	NCAP	NCAP	NCAP
PhErr Peak [°] l/h	NCAP	NCAP	NCAP	NCAP	NCAP	NCAP	NCAP	NCAP
PhErr DMRS [°] l/h	NCAP	NCAP	NCAP	NCAP	NCAP	NCAP	NCAP	NCAP
IQ Offset [dBc]		−38.14		−38.89		−38.03		1.01
IQ Gain Imbalance [dB]		NCAP		NCAP		NCAP		NCAP
IQ Quadrature Error [°]		NCAP		NCAP		NCAP		NCAP
Freq Error [Hz]		2.06		1.14		4.84		2.06
Timing Error [Ts]		7.35		7.46		8.42		0.49
OBW [MHz]		3.18		3.17		3.18		0.01
	Current		Average		Min	Max		StdDev
TX Power [dBm]		23.20		23.35	23.20	23.56		0.17
Peak Power [dBm]		27.80		27.90	27.73	28.10		0.14
RB Power [dBm]		10.65		10.81	10.65	11.03		0.17

Statistic Count 20 / 20 | Out of Tolerance 0.00 % | Detected Modulation QPSK | Detected Channel Type PUSCH | View Filter Throughput 100.0 %

PS: Attached
RRC State: Connected

20MHz CH19850 1RB#0

CMW 500 V 3.7.120 - LTE Measurement - V3.7.70 - TX Measurement

Multi Evaluation | PRACH | SRS

FDD Freq.:1775.0 MHz Ref. Level: 41.00 dBm BW:20.0 MHz CP :Normal Meas Subfr./Slot: 0 / All

TX Measurement

	Current		Average		Extreme		StdDev	
EVM RMS [%] l/h	2.60	2.62	2.08	2.09	2.67	2.70	0.62	0.62
EVM Peak [%] l/h	12.39	12.61	8.62	8.69	13.85	14.04	4.46	4.43
EVM DMRS [%] l/h	1.83	1.66	1.21	1.25	1.83	1.66	0.25	0.19
MErr RMS [%] l/h	NCAP	NCAP	NCAP	NCAP	NCAP	NCAP	NCAP	NCAP
MErr Peak [%] l/h	NCAP	NCAP	NCAP	NCAP	NCAP	NCAP	NCAP	NCAP
MErr DMRS [%] l/h	NCAP	NCAP	NCAP	NCAP	NCAP	NCAP	NCAP	NCAP
PhErr RMS [°] l/h	NCAP	NCAP	NCAP	NCAP	NCAP	NCAP	NCAP	NCAP
PhErr Peak [°] l/h	NCAP	NCAP	NCAP	NCAP	NCAP	NCAP	NCAP	NCAP
PhErr DMRS [°] l/h	NCAP	NCAP	NCAP	NCAP	NCAP	NCAP	NCAP	NCAP
IQ Offset [dBc]		−40.79		−40.80		−40.65		0.05
IQ Gain Imbalance [dB]		NCAP		NCAP		NCAP		NCAP
IQ Quadrature Error [°]		NCAP		NCAP		NCAP		NCAP
Freq Error [Hz]		−1.24		−0.26		3.12		1.77
Timing Error [Ts]		3.29		2.73		3.79		0.76
OBW [MHz]		0.23		0.26		0.28		0.03
	Current		Average		Min	Max		StdDev
TX Power [dBm]		22.96		22.97	22.96	22.98		0.01
Peak Power [dBm]		27.35		27.34	27.30	27.39		0.03
RB Power [dBm]		22.98		23.00	22.98	23.02		0.02

Statistic Count 20 / 20 | Out of Tolerance 0.00 % | Detected Modulation QPSK | Detected Channel Type PUSCH | View Filter Throughput 100.0 %

PS: Attached
RRC State: Connected

20MHz CH19850 1RB#99

CMW 500 V 3.7.120 - LTE Measurement - V3.7.70 - TX Measurement

Multi Evaluation | PRACH | SRS

FDD Freq.:1775.0 MHz Ref. Level: 41.00 dBm BW:20.0 MHz CP :Normal Meas Subfr./Slot: 0 / All

TX Measurement

	Current		Average		Extreme		StdDev	
EVM RMS [%] l/h	2.79	2.82	2.28	2.27	2.89	2.84	0.65	0.64
EVM Peak [%] l/h	13.54	13.43	9.49	9.41	14.24	14.32	4.44	4.45
EVM DMRS [%] l/h	1.21	1.26	1.44	1.41	1.88	1.85	0.22	0.18
MErr RMS [%] l/h	NCAP	NCAP	NCAP	NCAP	NCAP	NCAP	NCAP	NCAP
MErr Peak [%] l/h	NCAP	NCAP	NCAP	NCAP	NCAP	NCAP	NCAP	NCAP
MErr DMRS [%] l/h	NCAP	NCAP	NCAP	NCAP	NCAP	NCAP	NCAP	NCAP
PhErr RMS [°] l/h	NCAP	NCAP	NCAP	NCAP	NCAP	NCAP	NCAP	NCAP
PhErr Peak [°] l/h	NCAP	NCAP	NCAP	NCAP	NCAP	NCAP	NCAP	NCAP
PhErr DMRS [°] l/h	NCAP	NCAP	NCAP	NCAP	NCAP	NCAP	NCAP	NCAP
IQ Offset [dBc]		−40.43		−40.46		−40.35		0.07
IQ Gain Imbalance [dB]		NCAP		NCAP		NCAP		NCAP
IQ Quadrature Error [°]		NCAP		NCAP		NCAP		NCAP
Freq Error [Hz]		4.78		0.07		4.78		2.25
Timing Error [Ts]		3.03		3.07		4.27		0.66
OBW [MHz]		0.27		0.26		0.27		0.02
	Current		Average		Min	Max		StdDev
TX Power [dBm]		22.74		22.77	22.74	22.80		0.03
Peak Power [dBm]		27.00		26.99	26.97	27.05		0.02
RB Power [dBm]		22.76		22.79	22.76	22.83		0.03

Statistic Count 20 / 20 | Out of Tolerance 0.00 % | Detected Modulation QPSK | Detected Channel Type PUSCH | View Filter Throughput 100.0 %

PS: Attached
RRC State: Connected

Band 7 (2600MHz) FDD									
Bandwidth	Channel	Modulation	RB No.	RB Offset	Max Power (Conducted)	Limit (dBm)	Antenna Gain (dBi)	Max Power (ERP) (dBm)	ERP Limit (dBm)
5MHz	20775	QPSK	1	#0	22.03	19.8~25.7	2.00	21.88	30
	21100	QPSK	1	#0	22.82	19.8~25.7	2.00	22.67	30
			8	#0	22.50	19.8~25.7	2.00	22.35	30
	21425	QPSK	1	#0	22.00	19.8~25.7	2.00	21.85	30
20MHz	20850	QPSK	1	#0	21.86	19.8~25.7	2.00	21.71	30
			1	#99	21.79	19.8~25.7	2.00	21.64	30
	21100	QPSK	1	#0	22.07	19.8~25.7	2.00	21.92	30
			1	#99	21.67	19.8~25.7	2.00	21.52	30
			18	#0	22.30	19.8~25.7	2.00	22.15	30
	21350	QPSK	1	#0	21.66	19.8~25.7	2.00	21.51	30
			1	#99	21.75	19.8~25.7	2.00	21.60	30

Note: 經上表確認,最大傳導輸出功率不超過原行動通訊模組±2dB.

5MHz CH20775 1RB#0

CMW 500 V 3.7.120 - LTE Measurement - V3.7.70 - TX Measurement

Multi Evaluation | PRACH | SRS

FDD Freq.:2502.5 MHz Ref. Level: 41.00 dBm BW:5.0 MHz CP :Normal Meas Subfr./Slot: 0 / All

TX Measurement

	Current		Average		Extreme		StdDev	
EVM RMS [%] l/h	3.02	3.04	3.31	3.33	3.68	3.68	0.33	0.33
EVM Peak [%] l/h	9.70	9.86	10.07	10.10	11.39	11.18	0.97	0.88
EVM DMRS [%] l/h	1.88	2.21	2.04	2.16	2.54	2.54	0.19	0.19
MErr RMS [%] l/h	NCAP	NCAP	NCAP	NCAP	NCAP	NCAP	NCAP	NCAP
MErr Peak [%] l/h	NCAP	NCAP	NCAP	NCAP	NCAP	NCAP	NCAP	NCAP
MErr DMRS [%] l/h	NCAP	NCAP	NCAP	NCAP	NCAP	NCAP	NCAP	NCAP
PhErr RMS [°] l/h	NCAP	NCAP	NCAP	NCAP	NCAP	NCAP	NCAP	NCAP
PhErr Peak [°] l/h	NCAP	NCAP	NCAP	NCAP	NCAP	NCAP	NCAP	NCAP
PhErr DMRS [°] l/h	NCAP	NCAP	NCAP	NCAP	NCAP	NCAP	NCAP	NCAP
IQ Offset [dBc]		−36.18		−36.22		−36.13		0.04
IQ Gain Imbalance [dB]		NCAP		NCAP		NCAP		NCAP
IQ Quadrature Error [°]		NCAP		NCAP		NCAP		NCAP
Freq Error [Hz]		2.39		1.69		8.01		3.18
Timing Error [Ts]		6.50		8.66		10.38		1.39
OBW [MHz]		0.23		0.22		0.23		0.01
	Current		Average		Min	Max		StdDev
TX Power [dBm]		22.03		22.01	22.00	22.03		0.02
Peak Power [dBm]		25.86		25.86	25.82	25.89		0.01
RB Power [dBm]		22.05		22.04	22.03	22.06		0.01

Statistic Count 20 / 20 | Out of Tolerance 0.00 % | Detected Modulation QPSK | Detected Channel Type PUSCH | View Filter Throughput 100.0 %

PS: Attached
RRC State: Connected

5MHz CH21100 1RB#0

CMW 500 V 3.7.120 - LTE Measurement - V3.7.70 - TX Measurement

Multi Evaluation | PRACH | SRS

FDD Freq.:2535.0 MHz Ref. Level: 40.00 dBm BW:5.0 MHz CP :Normal Meas Subfr./Slot: 0 / All

TX Measurement

	Current		Average		Extreme		StdDev	
EVM RMS [%] l/h	2.00	2.17	2.21	2.33	2.57	2.63	0.21	0.16
EVM Peak [%] l/h	5.27	5.76	6.89	8.14	8.92	11.33	1.32	2.67
EVM DMRS [%] l/h	2.58	2.44	2.10	2.17	2.69	2.56	0.36	0.20
MErr RMS [%] l/h	NCAP	NCAP	NCAP	NCAP	NCAP	NCAP	NCAP	NCAP
MErr Peak [%] l/h	NCAP	NCAP	NCAP	NCAP	NCAP	NCAP	NCAP	NCAP
MErr DMRS [%] l/h	NCAP	NCAP	NCAP	NCAP	NCAP	NCAP	NCAP	NCAP
PhErr RMS [°] l/h	NCAP	NCAP	NCAP	NCAP	NCAP	NCAP	NCAP	NCAP
PhErr Peak [°] l/h	NCAP	NCAP	NCAP	NCAP	NCAP	NCAP	NCAP	NCAP
PhErr DMRS [°] l/h	NCAP	NCAP	NCAP	NCAP	NCAP	NCAP	NCAP	NCAP
IQ Offset [dBc]		−36.31		−36.23		−36.10		0.08
IQ Gain Imbalance [dB]		NCAP		NCAP		NCAP		NCAP
IQ Quadrature Error [°]		NCAP		NCAP		NCAP		NCAP
Freq Error [Hz]		−1.19		−3.52		−10.54		2.93
Timing Error [Ts]		6.55		5.54		6.62		1.00
OBW [MHz]		0.23		0.21		0.23		0.01
	Current		Average		Min	Max		StdDev
TX Power [dBm]		22.80		22.75	22.68	22.82		0.06
Peak Power [dBm]		26.52		26.53	26.49	26.57		0.02
RB Power [dBm]		22.72		22.71	22.70	22.73		0.01

Statistic Count 20 / 20 | Out of Tolerance 0.00 % | Detected Modulation QPSK | Detected Channel Type PUSCH | View Filter Throughput 100.0 %

PS: Attached
RRC State: Connected

5MHz CH21100 8RB#0

CMW 500 V 3.7.120 - LTE Measurement - V3.7.70 - TX Measurement

Multi Evaluation | PRACH | SRS

FDD Freq.:2535.0 MHz Ref. Level: 40.00 dBm BW:5.0 MHz CP :Normal Meas Subfr./Slot: 0 / All

TX Measurement

	Current		Average		Extreme		StdDev	
EVM RMS [%] l/h	3.10	2.96	2.99	2.97	3.21	3.09	0.17	0.05
EVM Peak [%] l/h	20.12	12.73	19.23	16.29	21.78	21.40	1.05	3.49
EVM DMRS [%] l/h	3.01	2.50	2.92	2.34	3.17	2.66	0.12	0.16
MErr RMS [%] l/h	NCAP	NCAP	NCAP	NCAP	NCAP	NCAP	NCAP	NCAP
MErr Peak [%] l/h	NCAP	NCAP	NCAP	NCAP	NCAP	NCAP	NCAP	NCAP
MErr DMRS [%] l/h	NCAP	NCAP	NCAP	NCAP	NCAP	NCAP	NCAP	NCAP
PhErr RMS [°] l/h	NCAP	NCAP	NCAP	NCAP	NCAP	NCAP	NCAP	NCAP
PhErr Peak [°] l/h	NCAP	NCAP	NCAP	NCAP	NCAP	NCAP	NCAP	NCAP
PhErr DMRS [°] l/h	NCAP	NCAP	NCAP	NCAP	NCAP	NCAP	NCAP	NCAP
IQ Offset [dBc]		−35.88		−35.71		−35.53		0.12
IQ Gain Imbalance [dB]		NCAP		NCAP		NCAP		NCAP
IQ Quadrature Error [°]		NCAP		NCAP		NCAP		NCAP
Freq Error [Hz]		−2.98		−3.89		−12.25		2.57
Timing Error [Ts]		4.87		4.75		4.88		0.11
OBW [MHz]		1.41		1.41		1.41		0.00
	Current		Average		Min	Max		StdDev
TX Power [dBm]		22.49		22.50	22.49	22.50		0.01
Peak Power [dBm]		26.58		26.61	26.57	26.65		0.02
RB Power [dBm]		13.49		13.50	13.49	13.51		0.01

Statistic Count 20 / 20 | Out of Tolerance 0.00 % | Detected Modulation QPSK | Detected Channel Type PUSCH | View Filter Throughput 100.0 %

PS: Attached
RRC State: Connected

5MHz CH21425 1RB#0

CMW 500 V 3.7.120 - LTE Measurement - V3.7.70 - TX Measurement

Multi Evaluation | PRACH | SRS

FDD Freq.:2567.5 MHz Ref. Level: 41.00 dBm BW:5.0 MHz CP :Normal Meas Subfr./Slot: 0 / All

TX Measurement

	Current		Average		Extreme		StdDev	
EVM RMS [%] l/h	1.95	2.17	2.31	2.49	2.72	2.86	0.36	0.28
EVM Peak [%] l/h	4.98	6.88	7.47	8.54	10.34	10.43	2.19	1.25
EVM DMRS [%] l/h	2.24	1.86	2.02	1.82	2.37	2.36	0.19	0.20
MErr RMS [%] l/h	NCAP	NCAP	NCAP	NCAP	NCAP	NCAP	NCAP	NCAP
MErr Peak [%] l/h	NCAP	NCAP	NCAP	NCAP	NCAP	NCAP	NCAP	NCAP
MErr DMRS [%] l/h	NCAP	NCAP	NCAP	NCAP	NCAP	NCAP	NCAP	NCAP
PhErr RMS [°] l/h	NCAP	NCAP	NCAP	NCAP	NCAP	NCAP	NCAP	NCAP
PhErr Peak [°] l/h	NCAP	NCAP	NCAP	NCAP	NCAP	NCAP	NCAP	NCAP
PhErr DMRS [°] l/h	NCAP	NCAP	NCAP	NCAP	NCAP	NCAP	NCAP	NCAP
IQ Offset [dBc]		−37.18		−37.16		−37.03		0.05
IQ Gain Imbalance [dB]		NCAP		NCAP		NCAP		NCAP
IQ Quadrature Error [°]		NCAP		NCAP		NCAP		NCAP
Freq Error [Hz]		3.59		1.33		8.00		2.69
Timing Error [Ts]		7.63		12.41		18.15		3.27
OBW [MHz]		0.23		0.21		0.23		0.01
	Current		Average		Min	Max		StdDev
TX Power [dBm]		21.96		21.98	21.96	22.00		0.02
Peak Power [dBm]		25.94		25.92	25.89	25.95		0.02
RB Power [dBm]		21.96		21.97	21.96	21.97		0.00

Statistic Count 20 / 20 | Out of Tolerance 0.00 % | Detected Modulation QPSK | Detected Channel Type PUSCH | View Filter Throughput 100.0 %

PS: Attached
RRC State: Connected

20MHz CH20850 1RB#0

CMW 500 V 3.7.120 - LTE Measurement - V3.7.70 - TX Measurement

Multi Evaluation | PRACH | SRS

FDD Freq.:2510.0 MHz Ref. Level: 41.00 dBm BW:20.0 MHz CP :Normal Meas Subfr./Slot: 0 / All

TX Measurement

	Current		Average		Extreme		StdDev	
EVM RMS [%] l/h	2.69	2.68	3.14	3.13	3.54	3.54	0.35	0.36
EVM Peak [%] l/h	9.48	9.40	12.04	11.97	14.77	14.74	2.30	2.29
EVM DMRS [%] l/h	1.66	1.61	1.83	1.96	2.09	2.17	0.16	0.16
MErr RMS [%] l/h	NCAP	NCAP	NCAP	NCAP	NCAP	NCAP	NCAP	NCAP
MErr Peak [%] l/h	NCAP	NCAP	NCAP	NCAP	NCAP	NCAP	NCAP	NCAP
MErr DMRS [%] l/h	NCAP	NCAP	NCAP	NCAP	NCAP	NCAP	NCAP	NCAP
PhErr RMS [°] l/h	NCAP	NCAP	NCAP	NCAP	NCAP	NCAP	NCAP	NCAP
PhErr Peak [°] l/h	NCAP	NCAP	NCAP	NCAP	NCAP	NCAP	NCAP	NCAP
PhErr DMRS [°] l/h	NCAP	NCAP	NCAP	NCAP	NCAP	NCAP	NCAP	NCAP
IQ Offset [dBc]		−35.48		−35.51		−35.42		0.05
IQ Gain Imbalance [dB]		NCAP		NCAP		NCAP		NCAP
IQ Quadrature Error [°]		NCAP		NCAP		NCAP		NCAP
Freq Error [Hz]		3.63		0.49		−9.10		3.88
Timing Error [Ts]		2.34		2.34		3.66		0.89
OBW [MHz]		0.27		0.26		0.27		0.01
	Current		Average		Min	Max		StdDev
TX Power [dBm]		21.85		21.83	21.81	21.86		0.02
Peak Power [dBm]		25.71		25.70	25.66	25.76		0.03
RB Power [dBm]		21.89		21.87	21.85	21.89		0.02

Statistic Count 20 / 20 | Out of Tolerance 0.00 % | Detected Modulation QPSK | Detected Channel Type PUSCH | View Filter Throughput 100.0 %

PS: Attached
RRC State: Connected

20MHz CH20850 1RB#99

CMW 500 V 3.7.120 - LTE Measurement - V3.7.70 - TX Measurement

Multi Evaluation | PRACH | SRS

FDD Freq.:2510.0 MHz Ref. Level: 41.00 dBm BW:20.0 MHz CP :Normal Meas Subfr./Slot: 0 / All

TX Measurement

	Current		Average		Extreme		StdDev	
EVM RMS [%] l/h	2.19	2.16	2.56	2.56	3.06	3.02	0.36	0.35
EVM Peak [%] l/h	7.41	7.55	9.72	9.76	12.18	12.21	2.09	2.10
EVM DMRS [%] l/h	2.06	1.88	1.64	1.58	2.06	1.93	0.21	0.18
MErr RMS [%] l/h	NCAP	NCAP	NCAP	NCAP	NCAP	NCAP	NCAP	NCAP
MErr Peak [%] l/h	NCAP	NCAP	NCAP	NCAP	NCAP	NCAP	NCAP	NCAP
MErr DMRS [%] l/h	NCAP	NCAP	NCAP	NCAP	NCAP	NCAP	NCAP	NCAP
PhErr RMS [°] l/h	NCAP	NCAP	NCAP	NCAP	NCAP	NCAP	NCAP	NCAP
PhErr Peak [°] l/h	NCAP	NCAP	NCAP	NCAP	NCAP	NCAP	NCAP	NCAP
PhErr DMRS [°] l/h	NCAP	NCAP	NCAP	NCAP	NCAP	NCAP	NCAP	NCAP
IQ Offset [dBc]		−35.20		−35.14		−35.07		0.04
IQ Gain Imbalance [dB]		NCAP		NCAP		NCAP		NCAP
IQ Quadrature Error [°]		NCAP		NCAP		NCAP		NCAP
Freq Error [Hz]		−1.00		2.25		6.04		2.23
Timing Error [Ts]		3.45		2.20		3.45		0.70
OBW [MHz]		0.27		0.28		0.28		0.01
	Current		Average		Min	Max		StdDev
TX Power [dBm]		21.79		21.77	21.75	21.79		0.02
Peak Power [dBm]		25.93		25.93	25.88	25.96		0.02
RB Power [dBm]		21.82		21.81	21.79	21.82		0.02

Statistic Count 20 / 20 | Out of Tolerance 0.00 % | Detected Modulation QPSK | Detected Channel Type PUSCH | View Filter Throughput 100.0 %

PS: Attached
RRC State: Connected

20MHz CH21100 1RB#0

CMW 500 V 3.7.120 - LTE Measurement - V3.7.70 - TX Measurement

Multi Evaluation | PRACH | SRS

FDD Freq.:2535.0 MHz Ref. Level: 41.00 dBm BW:20.0 MHz CP :Normal Meas Subfr./Slot: 0 / All

TX Measurement

	Current		Average		Extreme		StdDev	
EVM RMS [%] l/h	2.28	2.29	2.56	2.57	2.93	2.94	0.28	0.28
EVM Peak [%] l/h	7.61	7.72	8.40	8.43	9.61	9.74	0.85	0.80
EVM DMRS [%] l/h	1.28	1.38	1.56	1.52	1.89	2.07	0.16	0.18
MErr RMS [%] l/h	NCAP	NCAP	NCAP	NCAP	NCAP	NCAP	NCAP	NCAP
MErr Peak [%] l/h	NCAP	NCAP	NCAP	NCAP	NCAP	NCAP	NCAP	NCAP
MErr DMRS [%] l/h	NCAP	NCAP	NCAP	NCAP	NCAP	NCAP	NCAP	NCAP
PhErr RMS [°] l/h	NCAP	NCAP	NCAP	NCAP	NCAP	NCAP	NCAP	NCAP
PhErr Peak [°] l/h	NCAP	NCAP	NCAP	NCAP	NCAP	NCAP	NCAP	NCAP
PhErr DMRS [°] l/h	NCAP	NCAP	NCAP	NCAP	NCAP	NCAP	NCAP	NCAP
IQ Offset [dBc]		−34.90		−34.86		−34.77		0.04
IQ Gain Imbalance [dB]		NCAP		NCAP		NCAP		NCAP
IQ Quadrature Error [°]		NCAP		NCAP		NCAP		NCAP
Freq Error [Hz]		−8.78		−4.03		−8.78		2.78
Timing Error [Ts]		4.99		5.70		7.44		0.68
OBW [MHz]		0.24		0.29		0.35		0.05
	Current		Average		Min	Max	StdDev	
TX Power [dBm]		22.07		22.06	22.04	22.07		0.01
Peak Power [dBm]		26.18		26.17	26.13	26.20		0.02
RB Power [dBm]		22.06		22.05	22.04	22.07		0.01

Statistic Count 20 / 20 | Out of Tolerance 0.00 % | Detected Modulation QPSK | Detected Channel Type PUSCH | View Filter Throughput 100.0 %

PS: Attached
RRC State: Connected

20MHz CH21100 1RB#99

CMW 500 V 3.7.120 - LTE Measurement - V3.7.70 - TX Measurement

Multi Evaluation | PRACH | SRS

FDD Freq.:2535.0 MHz Ref. Level: 41.00 dBm BW:20.0 MHz CP :Normal Meas Subfr./Slot: 0 / All

TX Measurement

	Current		Average		Extreme		StdDev	
EVM RMS [%] l/h	2.67	2.70	2.48	2.49	2.79	2.81	0.26	0.28
EVM Peak [%] l/h	9.21	9.21	8.30	8.33	9.44	9.32	0.76	0.76
EVM DMRS [%] l/h	1.62	1.60	1.63	1.62	2.18	2.33	0.19	0.20
MErr RMS [%] l/h	NCAP	NCAP	NCAP	NCAP	NCAP	NCAP	NCAP	NCAP
MErr Peak [%] l/h	NCAP	NCAP	NCAP	NCAP	NCAP	NCAP	NCAP	NCAP
MErr DMRS [%] l/h	NCAP	NCAP	NCAP	NCAP	NCAP	NCAP	NCAP	NCAP
PhErr RMS [°] l/h	NCAP	NCAP	NCAP	NCAP	NCAP	NCAP	NCAP	NCAP
PhErr Peak [°] l/h	NCAP	NCAP	NCAP	NCAP	NCAP	NCAP	NCAP	NCAP
PhErr DMRS [°] l/h	NCAP	NCAP	NCAP	NCAP	NCAP	NCAP	NCAP	NCAP
IQ Offset [dBc]		−34.45		−34.42		−34.36		0.04
IQ Gain Imbalance [dB]		NCAP		NCAP		NCAP		NCAP
IQ Quadrature Error [°]		NCAP		NCAP		NCAP		NCAP
Freq Error [Hz]		−3.32		−3.36		−7.50		2.46
Timing Error [Ts]		6.11		6.58		7.13		0.50
OBW [MHz]		0.19		0.25		0.31		0.06
	Current		Average		Min	Max	StdDev	
TX Power [dBm]		21.65		21.66	21.65	21.67		0.01
Peak Power [dBm]		25.78		25.79	25.77	25.83		0.02
RB Power [dBm]		21.64		21.66	21.64	21.67		0.01

Statistic Count 20 / 20 | Out of Tolerance 0.00 % | Detected Modulation QPSK | Detected Channel Type PUSCH | View Filter Throughput 100.0 %

PS: Attached
RRC State: Connected

20MHz CH21100 18RB#0

CMW 500 V 3.7.120 - LTE Measurement - V3.7.70 - TX Measurement

Multi Evaluation | PRACH | SRS

FDD Freq.:2535.0 MHz Ref. Level: 41.00 dBm BW:20.0 MHz CP :Normal Meas Subfr./Slot: 0 / All

TX Measurement

	Current		Average		Extreme		StdDev	
EVM RMS [%] l/h	2.90	2.93	2.82	2.87	2.96	3.01	0.10	0.09
EVM Peak [%] l/h	16.52	16.43	16.02	16.02	18.14	18.15	0.65	0.67
EVM DMRS [%] l/h	2.23	2.24	2.22	2.29	2.32	2.46	0.06	0.11
MErr RMS [%] l/h	NCAP	NCAP	NCAP	NCAP	NCAP	NCAP	NCAP	NCAP
MErr Peak [%] l/h	NCAP	NCAP	NCAP	NCAP	NCAP	NCAP	NCAP	NCAP
MErr DMRS [%] l/h	NCAP	NCAP	NCAP	NCAP	NCAP	NCAP	NCAP	NCAP
PhErr RMS [°] l/h	NCAP	NCAP	NCAP	NCAP	NCAP	NCAP	NCAP	NCAP
PhErr Peak [°] l/h	NCAP	NCAP	NCAP	NCAP	NCAP	NCAP	NCAP	NCAP
PhErr DMRS [°] l/h	NCAP	NCAP	NCAP	NCAP	NCAP	NCAP	NCAP	NCAP
IQ Offset [dBc]		−35.50		−35.56		−35.46		0.04
IQ Gain Imbalance [dB]		NCAP		NCAP		NCAP		NCAP
IQ Quadrature Error [°]		NCAP		NCAP		NCAP		NCAP
Freq Error [Hz]		−5.22		−5.22		−8.61		2.17
Timing Error [Ts]		6.21		6.55		7.39		0.52
OBW [MHz]		3.18		3.17		3.18		0.01
	Current		Average		Min	Max	StdDev	
TX Power [dBm]		22.28		22.29	22.28	22.30		0.01
Peak Power [dBm]		26.51		26.55	26.50	26.60		0.02
RB Power [dBm]		9.74		9.75	9.74	9.76		0.01

Statistic Count 20 / 20 | Out of Tolerance 0.00 % | Detected Modulation QPSK | Detected Channel Type PUSCH | View Filter Throughput 100.0 %

PS: Attached
RRC State: Connected

20MHz CH21350 1RB#0

CMW 500 V 3.7.120 - LTE Measurement - V3.7.70 - TX Measurement

Multi Evaluation | PRACH | SRS

FDD Freq.:2560.0 MHz Ref. Level: 41.00 dBm BW:20.0 MHz CP :Normal Meas Subfr./Slot: 0 / All

TX Measurement

	Current		Average		Extreme		StdDev	
EVM RMS [%] l/h	3.02	3.03	2.47	2.50	3.07	3.06	0.65	0.62
EVM Peak [%] l/h	15.29	15.46	10.44	11.23	15.78	15.78	5.17	4.37
EVM DMRS [%] l/h	2.04	1.90	1.57	1.63	2.08	2.08	0.30	0.25
MErr RMS [%] l/h	NCAP	NCAP	NCAP	NCAP	NCAP	NCAP	NCAP	NCAP
MErr Peak [%] l/h	NCAP	NCAP	NCAP	NCAP	NCAP	NCAP	NCAP	NCAP
MErr DMRS [%] l/h	NCAP	NCAP	NCAP	NCAP	NCAP	NCAP	NCAP	NCAP
PhErr RMS [°] l/h	NCAP	NCAP	NCAP	NCAP	NCAP	NCAP	NCAP	NCAP
PhErr Peak [°] l/h	NCAP	NCAP	NCAP	NCAP	NCAP	NCAP	NCAP	NCAP
PhErr DMRS [°] l/h	NCAP	NCAP	NCAP	NCAP	NCAP	NCAP	NCAP	NCAP
IQ Offset [dBc]		−35.93		−35.97		−35.89		0.04
IQ Gain Imbalance [dB]		NCAP		NCAP		NCAP		NCAP
IQ Quadrature Error [°]		NCAP		NCAP		NCAP		NCAP
Freq Error [Hz]		−3.23		0.13		−3.23		1.73
Timing Error [Ts]		5.29		3.46		5.29		0.92
OBW [MHz]		0.26		0.27		0.30		0.03
	Current		Average		Min	Max	StdDev	
TX Power [dBm]		21.65		21.65	21.65	21.66		0.01
Peak Power [dBm]		25.75		25.76	25.72	25.81		0.02
RB Power [dBm]		21.66		21.68	21.66	21.69		0.01

Statistic Count 20 / 20 | Out of Tolerance 0.00 % | Detected Modulation QPSK | Detected Channel Type PUSCH | View Filter Throughput 100.0 %

PS: Attached
RRC State: Connected

20MHz CH21350 1RB#99

CMW 500 V 3.7.120 - LTE Measurement - V3.7.70 - TX Measurement

Multi Evaluation | PRACH | SRS

FDD Freq.:2560.0 MHz Ref. Level: 41.00 dBm BW:20.0 MHz CP :Normal Meas Subfr./Slot: 0 / All

TX Measurement

	Current		Average		Extreme		StdDev	
EVM RMS [%] l/h	3.42	3.43	2.76	2.76	3.48	3.50	0.78	0.76
EVM Peak [%] l/h	17.15	16.98	11.81	12.03	18.12	18.10	5.45	5.21
EVM DMRS [%] l/h	2.13	2.12	1.61	1.64	2.15	2.12	0.35	0.27
MErr RMS [%] l/h	NCAP	NCAP	NCAP	NCAP	NCAP	NCAP	NCAP	NCAP
MErr Peak [%] l/h	NCAP	NCAP	NCAP	NCAP	NCAP	NCAP	NCAP	NCAP
MErr DMRS [%] l/h	NCAP	NCAP	NCAP	NCAP	NCAP	NCAP	NCAP	NCAP
PhErr RMS [°] l/h	NCAP	NCAP	NCAP	NCAP	NCAP	NCAP	NCAP	NCAP
PhErr Peak [°] l/h	NCAP	NCAP	NCAP	NCAP	NCAP	NCAP	NCAP	NCAP
PhErr DMRS [°] l/h	NCAP	NCAP	NCAP	NCAP	NCAP	NCAP	NCAP	NCAP
IQ Offset [dBc]		−35.12		−35.09		−35.00		0.05
IQ Gain Imbalance [dB]		NCAP		NCAP		NCAP		NCAP
IQ Quadrature Error [°]		NCAP		NCAP		NCAP		NCAP
Freq Error [Hz]		0.93		1.22		6.67		3.22
Timing Error [Ts]		3.65		3.97		5.82		0.71
OBW [MHz]		0.28		0.27		0.28		0.01
	Current		Average		Min	Max	StdDev	
TX Power [dBm]		21.68		21.71	21.68	21.75		0.02
Peak Power [dBm]		25.55		25.56	25.52	25.62		0.03
RB Power [dBm]		21.70		21.73	21.70	21.77		0.03

Statistic Count 20 / 20 | Out of Tolerance 0.00 % | Detected Modulation QPSK | Detected Channel Type PUSCH | View Filter Throughput 100.0 %

PS: Attached
RRC State: Connected

Band 8 (900MHz) FDD									
Bandwidth	Channel	Modulation	RB No.	RB Offset	Max Power (Conducted)	Limit (dBm)	Antenna Gain (dBi)	Max Power (ERP) (dBm)	ERP Limit (dBm)
1.4MHz	21507	QPSK	1	#0	23.74	19.8~25.7	3.50	25.09	30
	21650	QPSK	1	#0	23.76	19.8~25.7	3.50	25.11	30
			5	#0	23.67	19.8~25.7	3.50	25.02	30
	21793	QPSK	1	#0	23.45	19.8~25.7	3.50	24.80	30
5MHz	21525	QPSK	1	#0	23.50	19.8~25.7	3.50	24.85	30
			1	#24	23.10	19.8~25.7	3.50	24.45	30
	21650	QPSK	1	#0	23.76	19.8~25.7	3.50	25.11	30
			1	#24	23.52	19.8~25.7	3.50	24.87	30
			8	#0	23.76	19.8~25.7	3.50	25.11	30
	21775	QPSK	1	#0	23.44	19.8~25.7	3.50	24.79	30
			1	#24	23.40	19.8~25.7	3.50	24.75	30
10MHz	21550	QPSK	1	#0	23.58	19.8~25.7	3.50	24.93	30
			1	#49	23.39	19.8~25.7	3.50	24.74	30
	21650	QPSK	1	#0	23.65	19.8~25.7	3.50	25.00	30
			1	#49	23.60	19.8~25.7	3.50	24.95	30
			12	#0	23.48	19.8~25.7	3.50	24.83	30
	21750	QPSK	1	#0	23.27	19.8~25.7	3.50	24.62	30
			1	#49	23.17	19.8~25.7	3.50	24.52	30

Note: 經上表確認,最大傳導輸出功率不超過原行動通訊模組±2dB.

1.4MHz CH21507 1RB#0

CMW 500 V 3.7.120 - LTE Measurement - V3.7.70 - TX Measurement

Multi Evaluation | PRACH | SRS

FDD Freq.: 885.7 MHz Ref. Level: 41.00 dBm BW:1.4 MHz CP :Normal Meas Subfr./Slot: 0 / All

TX Measurement

	Current		Average		Extreme		StdDev	
EVM RMS [%] l/h	2.52	2.55	3.05	3.08	3.56	3.59	0.49	0.49
EVM Peak [%] l/h	9.01	9.18	11.33	11.41	14.12	14.09	2.35	2.16
EVM DMRS [%] l/h	1.76	1.77	2.11	2.04	2.58	2.39	0.28	0.22
MErr RMS [%] l/h	NCAP	NCAP	NCAP	NCAP	NCAP	NCAP	NCAP	NCAP
MErr Peak [%] l/h	NCAP	NCAP	NCAP	NCAP	NCAP	NCAP	NCAP	NCAP
MErr DMRS [%] l/h	NCAP	NCAP	NCAP	NCAP	NCAP	NCAP	NCAP	NCAP
PhErr RMS [°] l/h	NCAP	NCAP	NCAP	NCAP	NCAP	NCAP	NCAP	NCAP
PhErr Peak [°] l/h	NCAP	NCAP	NCAP	NCAP	NCAP	NCAP	NCAP	NCAP
PhErr DMRS [°] l/h	NCAP	NCAP	NCAP	NCAP	NCAP	NCAP	NCAP	NCAP
IQ Offset [dBc]	−52.47		−51.78		−49.09		0.74	
IQ Gain Imbalance [dB]	NCAP		NCAP		NCAP		NCAP	
IQ Quadrature Error [°]	NCAP		NCAP		NCAP		NCAP	
Freq Error [Hz]	1.20		0.06		3.10		1.50	
Timing Error [Ts]	25.96		28.92		36.20		2.75	
OBW [MHz]	0.19		0.19		0.19		0.01	
	Current		Average	Min	Max		StdDev	
TX Power [dBm]	23.64		23.63	23.60	23.74		0.03	
Peak Power [dBm]	27.11		27.09	27.02	27.22		0.05	
RB Power [dBm]	23.65		23.66	23.64	23.75		0.03	

Statistic Count 20 / 20 | Out of Tolerance 0.00 % | Detected Modulation QPSK | Detected Channel Type PUSCH | View Filter Throughput 100.0 %

PS: Attached
RRC State: Connected

1.4MHz CH21650 1RB#0

CMW 500 V 3.7.120 - LTE Measurement - V3.7.70 - TX Measurement

Multi Evaluation | PRACH | SRS

FDD Freq.: 900.0 MHz Ref. Level: 41.00 dBm BW:1.4 MHz CP :Normal Meas Subfr./Slot: 0 / All

TX Measurement

	Current		Average		Extreme		StdDev	
EVM RMS [%] l/h	1.09	1.14	1.66	1.68	2.16	2.16	0.51	0.50
EVM Peak [%] l/h	2.45	3.71	5.34	5.79	8.77	8.96	2.93	2.65
EVM DMRS [%] l/h	0.82	0.95	1.37	1.38	1.84	1.77	0.40	0.32
MErr RMS [%] l/h	NCAP	NCAP	NCAP	NCAP	NCAP	NCAP	NCAP	NCAP
MErr Peak [%] l/h	NCAP	NCAP	NCAP	NCAP	NCAP	NCAP	NCAP	NCAP
MErr DMRS [%] l/h	NCAP	NCAP	NCAP	NCAP	NCAP	NCAP	NCAP	NCAP
PhErr RMS [°] l/h	NCAP	NCAP	NCAP	NCAP	NCAP	NCAP	NCAP	NCAP
PhErr Peak [°] l/h	NCAP	NCAP	NCAP	NCAP	NCAP	NCAP	NCAP	NCAP
PhErr DMRS [°] l/h	NCAP	NCAP	NCAP	NCAP	NCAP	NCAP	NCAP	NCAP
IQ Offset [dBc]	−51.11		−51.22		−50.44		0.39	
IQ Gain Imbalance [dB]	NCAP		NCAP		NCAP		NCAP	
IQ Quadrature Error [°]	NCAP		NCAP		NCAP		NCAP	
Freq Error [Hz]	−2.07		−2.49		−5.41		1.67	
Timing Error [Ts]	20.75		21.15		22.82		1.00	
OBW [MHz]	0.18		0.18		0.18		0.00	
	Current		Average	Min	Max		StdDev	
TX Power [dBm]	23.76		23.72	23.68	23.76		0.04	
Peak Power [dBm]	27.32		27.32	27.30	27.35		0.01	
RB Power [dBm]	23.81		23.78	23.74	23.81		0.03	

Statistic Count 20 / 20 | Out of Tolerance 0.00 % | Detected Modulation QPSK | Detected Channel Type PUSCH | View Filter Throughput 100.0 %

PS: Attached
RRC State: Connected

1.4MHz CH21650 5RB#0

CMW 500 V 3.7.120 - LTE Measurement - V3.7.70 - TX Measurement

Multi Evaluation | PRACH | SRS

FDD Freq.: 900.0 MHz Ref. Level: 41.00 dBm BW:1.4 MHz CP :Normal Meas Subfr./Slot: 0 / All

TX Measurement

	Current		Average		Extreme		StdDev	
EVM RMS [%] l/h	3.72	3.72	3.33	3.37	3.74	3.73	0.42	0.37
EVM Peak [%] l/h	20.92	20.92	18.07	18.07	21.31	21.26	3.07	3.06
EVM DMRS [%] l/h	2.24	2.28	2.27	2.43	2.39	2.64	0.05	0.11
MErr RMS [%] l/h	NCAP	NCAP	NCAP	NCAP	NCAP	NCAP	NCAP	NCAP
MErr Peak [%] l/h	NCAP	NCAP	NCAP	NCAP	NCAP	NCAP	NCAP	NCAP
MErr DMRS [%] l/h	NCAP	NCAP	NCAP	NCAP	NCAP	NCAP	NCAP	NCAP
PhErr RMS [°] l/h	NCAP	NCAP	NCAP	NCAP	NCAP	NCAP	NCAP	NCAP
PhErr Peak [°] l/h	NCAP	NCAP	NCAP	NCAP	NCAP	NCAP	NCAP	NCAP
PhErr DMRS [°] l/h	NCAP	NCAP	NCAP	NCAP	NCAP	NCAP	NCAP	NCAP
IQ Offset [dBc]	−53.14		−49.04		−45.70		3.42	
IQ Gain Imbalance [dB]	NCAP		NCAP		NCAP		NCAP	
IQ Quadrature Error [°]	NCAP		NCAP		NCAP		NCAP	
Freq Error [Hz]	−1.90		−1.50		−4.94		1.22	
Timing Error [Ts]	21.02		20.82		21.02		0.16	
OBW [MHz]	0.89		0.88		0.89		0.01	
	Current		Average	Min	Max		StdDev	
TX Power [dBm]	23.65		23.66	23.65	23.67		0.01	
Peak Power [dBm]	28.32		28.26	28.19	28.33		0.06	
RB Power [dBm]	16.74		16.75	16.74	16.75		0.01	

Statistic Count 20 / 20 | Out of Tolerance 0.00 % | Detected Modulation QPSK | Detected Channel Type PUSCH | View Filter Throughput 100.0 %

PS: Attached
RRC State: Connected

1.4MHz CH21793 1RB#0

CMW 500 V 3.7.120 - LTE Measurement - V3.7.70 - TX Measurement

Multi Evaluation | PRACH | SRS

FDD Freq.: 914.3 MHz Ref. Level: 41.00 dBm BW:1.4 MHz CP :Normal Meas Subfr./Slot: 0 / All

TX Measurement

	Current		Average		Extreme		StdDev	
EVM RMS [%] l/h	2.91	2.90	2.86	2.90	3.04	3.04	0.10	0.07
EVM Peak [%] l/h	8.69	8.76	8.69	8.82	9.42	9.50	0.26	0.22
EVM DMRS [%] l/h	1.93	1.99	1.93	1.95	2.17	2.15	0.08	0.08
MErr RMS [%] l/h	NCAP	NCAP	NCAP	NCAP	NCAP	NCAP	NCAP	NCAP
MErr Peak [%] l/h	NCAP	NCAP	NCAP	NCAP	NCAP	NCAP	NCAP	NCAP
MErr DMRS [%] l/h	NCAP	NCAP	NCAP	NCAP	NCAP	NCAP	NCAP	NCAP
PhErr RMS [°] l/h	NCAP	NCAP	NCAP	NCAP	NCAP	NCAP	NCAP	NCAP
PhErr Peak [°] l/h	NCAP	NCAP	NCAP	NCAP	NCAP	NCAP	NCAP	NCAP
PhErr DMRS [°] l/h	NCAP	NCAP	NCAP	NCAP	NCAP	NCAP	NCAP	NCAP
IQ Offset [dBc]	−53.08		−54.43		−51.60		0.87	
IQ Gain Imbalance [dB]	NCAP		NCAP		NCAP		NCAP	
IQ Quadrature Error [°]	NCAP		NCAP		NCAP		NCAP	
Freq Error [Hz]	1.13		1.27		3.92		1.44	
Timing Error [Ts]	30.88		34.57		41.47		2.75	
OBW [MHz]	0.19		0.19		0.19		0.00	
	Current		Average	Min	Max		StdDev	
TX Power [dBm]	23.29		23.35	23.29	23.45		0.05	
Peak Power [dBm]	26.58		26.62	26.55	26.70		0.04	
RB Power [dBm]	23.44		23.47	23.43	23.54		0.04	

Statistic Count 20 / 20 | Out of Tolerance 0.00 % | Detected Modulation QPSK | Detected Channel Type PUSCH | View Filter Throughput 100.0 %

PS: Attached
RRC State: Connected

5MHz CH21525 1RB#0

CMW 500 V 3.7.120 - LTE Measurement - V3.7.70 - TX Measurement

Multi Evaluation | PRACH | SRS

FDD Freq.: 887.5 MHz Ref. Level: 41.00 dBm BW:5.0 MHz CP :Normal Meas Subfr./Slot: 0 / All

TX Measurement

	Current		Average		Extreme		StdDev	
EVM RMS [%] l/h	3.92	3.96	3.48	3.52	3.97	3.99	0.49	0.49
EVM Peak [%] l/h	13.13	12.51	11.89	11.45	13.60	12.84	1.43	1.10
EVM DMRS [%] l/h	2.27	2.62	2.19	2.40	2.55	2.71	0.24	0.21
MErr RMS [%] l/h	NCAP	NCAP	NCAP	NCAP	NCAP	NCAP	NCAP	NCAP
MErr Peak [%] l/h	NCAP	NCAP	NCAP	NCAP	NCAP	NCAP	NCAP	NCAP
MErr DMRS [%] l/h	NCAP	NCAP	NCAP	NCAP	NCAP	NCAP	NCAP	NCAP
PhErr RMS [°] l/h	NCAP	NCAP	NCAP	NCAP	NCAP	NCAP	NCAP	NCAP
PhErr Peak [°] l/h	NCAP	NCAP	NCAP	NCAP	NCAP	NCAP	NCAP	NCAP
PhErr DMRS [°] l/h	NCAP	NCAP	NCAP	NCAP	NCAP	NCAP	NCAP	NCAP
IQ Offset [dBc]	−61.49		−56.77		−55.63		1.54	
IQ Gain Imbalance [dB]	NCAP		NCAP		NCAP		NCAP	
IQ Quadrature Error [°]	NCAP		NCAP		NCAP		NCAP	
Freq Error [Hz]	−3.28		−0.49		−3.28		1.16	
Timing Error [Ts]	1.50		1.66		2.18		0.51	
OBW [MHz]	0.21		0.22		0.23		0.01	
	Current		Average	Min	Max		StdDev	
TX Power [dBm]	23.45		23.47	23.44	23.50		0.02	
Peak Power [dBm]	26.89		26.88	26.86	26.90		0.01	
RB Power [dBm]	23.48		23.51	23.48	23.54		0.03	

Statistic Count 20 / 20 | Out of Tolerance 0.00 % | Detected Modulation QPSK | Detected Channel Type PUSCH | View Filter Throughput 100.0 %

PS: Attached
RRC State: Connected

5MHz CH21525 1RB#24

CMW 500 V 3.7.120 - LTE Measurement - V3.7.70 - TX Measurement

Multi Evaluation | PRACH | SRS

FDD Freq.: 887.5 MHz Ref. Level: 41.00 dBm BW:5.0 MHz CP :Normal Meas Subfr./Slot: 0 / All

TX Measurement

	Current		Average		Extreme		StdDev	
EVM RMS [%] l/h	2.79	3.08	3.29	3.40	3.74	3.74	0.43	0.31
EVM Peak [%] l/h	10.05	9.64	11.13	10.93	12.62	12.36	1.16	1.10
EVM DMRS [%] l/h	2.29	2.14	2.39	2.40	2.67	2.87	0.19	0.34
MErr RMS [%] l/h	NCAP	NCAP	NCAP	NCAP	NCAP	NCAP	NCAP	NCAP
MErr Peak [%] l/h	NCAP	NCAP	NCAP	NCAP	NCAP	NCAP	NCAP	NCAP
MErr DMRS [%] l/h	NCAP	NCAP	NCAP	NCAP	NCAP	NCAP	NCAP	NCAP
PhErr RMS [°] l/h	NCAP	NCAP	NCAP	NCAP	NCAP	NCAP	NCAP	NCAP
PhErr Peak [°] l/h	NCAP	NCAP	NCAP	NCAP	NCAP	NCAP	NCAP	NCAP
PhErr DMRS [°] l/h	NCAP	NCAP	NCAP	NCAP	NCAP	NCAP	NCAP	NCAP
IQ Offset [dBc]	−52.91		−52.76		−52.40		0.21	
IQ Gain Imbalance [dB]	NCAP		NCAP		NCAP		NCAP	
IQ Quadrature Error [°]	NCAP		NCAP		NCAP		NCAP	
Freq Error [Hz]	−0.20		−1.29		−3.83		1.06	
Timing Error [Ts]	1.33		0.20		1.55		1.01	
OBW [MHz]	0.21		0.23		0.26		0.02	
	Current		Average	Min	Max		StdDev	
TX Power [dBm]	23.09		23.06	23.02	23.10		0.04	
Peak Power [dBm]	26.57		26.59	26.56	26.61		0.01	
RB Power [dBm]	23.12		23.10	23.06	23.13		0.03	

Statistic Count 20 / 20 | Out of Tolerance 0.00 % | Detected Modulation QPSK | Detected Channel Type PUSCH | View Filter Throughput 100.0 %

PS: Attached
RRC State: Connected

5MHz CH21650 1RB#0

CMW 500 V 3.7.120 - LTE Measurement - V3.7.70 - TX Measurement

Multi Evaluation | PRACH | SRS

FDD Freq.: 900.0 MHz Ref. Level: 41.00 dBm BW:5.0 MHz CP :Normal Meas Subfr./Slot: 0 / All

TX Measurement

	Current		Average		Extreme		StdDev	
EVM RMS [%] l/h	2.28	2.26	1.92	2.01	2.29	2.36	0.36	0.29
EVM Peak [%] l/h	8.46	11.53	6.79	8.77	8.61	12.24	1.53	2.94
EVM DMRS [%] l/h	1.79	1.91	1.86	1.83	2.06	2.03	0.10	0.11
MErr RMS [%] l/h	NCAP	NCAP	NCAP	NCAP	NCAP	NCAP	NCAP	NCAP
MErr Peak [%] l/h	NCAP	NCAP	NCAP	NCAP	NCAP	NCAP	NCAP	NCAP
MErr DMRS [%] l/h	NCAP	NCAP	NCAP	NCAP	NCAP	NCAP	NCAP	NCAP
PhErr RMS [°] l/h	NCAP	NCAP	NCAP	NCAP	NCAP	NCAP	NCAP	NCAP
PhErr Peak [°] l/h	NCAP	NCAP	NCAP	NCAP	NCAP	NCAP	NCAP	NCAP
PhErr DMRS [°] l/h	NCAP	NCAP	NCAP	NCAP	NCAP	NCAP	NCAP	NCAP
IQ Offset [dBc]		−55.03		−55.48		−53.28		2.66
IQ Gain Imbalance [dB]		NCAP		NCAP		NCAP		NCAP
IQ Quadrature Error [°]		NCAP		NCAP		NCAP		NCAP
Freq Error [Hz]		−3.06		−2.85		−5.85		1.19
Timing Error [Ts]		9.72		10.07		10.37		0.19
OBW [MHz]		0.19		0.20		0.21		0.01
	Current		Average		Min	Max	StdDev	
TX Power [dBm]		23.50		23.61	23.49	23.76		0.09
Peak Power [dBm]		27.12		27.18	27.11	27.27		0.06
RB Power [dBm]		23.53		23.59	23.53	23.69		0.06

Statistic Count 20 / 20 | Out of Tolerance 0.00 % | Detected Modulation QPSK | Detected Channel Type PUSCH | View Filter Throughput 100.0 %

PS: Attached
RRC State: Connected

5MHz CH21650 1RB#24

CMW 500 V 3.7.120 - LTE Measurement - V3.7.70 - TX Measurement

Multi Evaluation | PRACH | SRS

FDD Freq.: 900.0 MHz Ref. Level: 41.00 dBm BW:5.0 MHz CP :Normal Meas Subfr./Slot: 0 / All

TX Measurement

	Current		Average		Extreme		StdDev	
EVM RMS [%] l/h	1.75	1.81	1.98	2.07	2.25	2.35	0.23	0.24
EVM Peak [%] l/h	6.18	6.59	7.84	7.64	10.03	9.50	1.76	1.47
EVM DMRS [%] l/h	1.98	2.40	1.85	2.01	2.09	2.52	0.13	0.41
MErr RMS [%] l/h	NCAP	NCAP	NCAP	NCAP	NCAP	NCAP	NCAP	NCAP
MErr Peak [%] l/h	NCAP	NCAP	NCAP	NCAP	NCAP	NCAP	NCAP	NCAP
MErr DMRS [%] l/h	NCAP	NCAP	NCAP	NCAP	NCAP	NCAP	NCAP	NCAP
PhErr RMS [°] l/h	NCAP	NCAP	NCAP	NCAP	NCAP	NCAP	NCAP	NCAP
PhErr Peak [°] l/h	NCAP	NCAP	NCAP	NCAP	NCAP	NCAP	NCAP	NCAP
PhErr DMRS [°] l/h	NCAP	NCAP	NCAP	NCAP	NCAP	NCAP	NCAP	NCAP
IQ Offset [dBc]		−55.45		−54.97		−54.53		0.30
IQ Gain Imbalance [dB]		NCAP		NCAP		NCAP		NCAP
IQ Quadrature Error [°]		NCAP		NCAP		NCAP		NCAP
Freq Error [Hz]		−4.05		−1.72		−4.05		1.43
Timing Error [Ts]		4.89		4.57		4.99		0.17
OBW [MHz]		0.23		0.20		0.23		0.02
	Current		Average		Min	Max	StdDev	
TX Power [dBm]		23.52		23.48	23.43	23.52		0.04
Peak Power [dBm]		26.86		26.86	26.83	26.87		0.01
RB Power [dBm]		23.48		23.47	23.45	23.48		0.01

Statistic Count 20 / 20 | Out of Tolerance 0.00 % | Detected Modulation QPSK | Detected Channel Type PUSCH | View Filter Throughput 100.0 %

PS: Attached
RRC State: Connected

5MHz CH21650 8RB#0

CMW 500 V 3.7.120 - LTE Measurement - V3.7.70 - TX Measurement

Multi Evaluation | PRACH | SRS

FDD Freq.: 900.0 MHz Ref. Level: 41.00 dBm BW:5.0 MHz CP :Normal Meas Subfr./Slot: 0 / All

TX Measurement

	Current		Average		Extreme		StdDev	
EVM RMS [%] l/h	2.86	2.72	2.61	2.60	2.88	2.72	0.26	0.10
EVM Peak [%] l/h	19.79	13.39	19.59	16.31	20.68	21.04	0.57	3.39
EVM DMRS [%] l/h	2.65	2.20	2.74	2.05	2.96	2.39	0.07	0.21
MErr RMS [%] l/h	NCAP	NCAP	NCAP	NCAP	NCAP	NCAP	NCAP	NCAP
MErr Peak [%] l/h	NCAP	NCAP	NCAP	NCAP	NCAP	NCAP	NCAP	NCAP
MErr DMRS [%] l/h	NCAP	NCAP	NCAP	NCAP	NCAP	NCAP	NCAP	NCAP
PhErr RMS [°] l/h	NCAP	NCAP	NCAP	NCAP	NCAP	NCAP	NCAP	NCAP
PhErr Peak [°] l/h	NCAP	NCAP	NCAP	NCAP	NCAP	NCAP	NCAP	NCAP
PhErr DMRS [°] l/h	NCAP	NCAP	NCAP	NCAP	NCAP	NCAP	NCAP	NCAP
IQ Offset [dBc]		−53.04		−52.92		−52.57		0.20
IQ Gain Imbalance [dB]		NCAP		NCAP		NCAP		NCAP
IQ Quadrature Error [°]		NCAP		NCAP		NCAP		NCAP
Freq Error [Hz]		−2.73		−1.44		−4.08		1.49
Timing Error [Ts]		2.58		3.42		4.78		1.05
OBW [MHz]		1.41		1.41		1.41		0.00
	Current		Average		Min	Max	StdDev	
TX Power [dBm]		23.74		23.74	23.73	23.76		0.01
Peak Power [dBm]		27.75		27.74	27.70	27.81		0.03
RB Power [dBm]		14.74		14.75	14.74	14.76		0.00

Statistic Count 20 / 20 | Out of Tolerance 0.00 % | Detected Modulation QPSK | Detected Channel Type PUSCH | View Filter Throughput 100.0 %

PS: Attached
RRC State: Connected

5MHz CH21775 1RB#0

CMW 500 V 3.7.120 - LTE Measurement - V3.7.70 - TX Measurement

Multi Evaluation | PRACH | SRS

FDD Freq.: 912.5 MHz Ref. Level: 41.00 dBm BW:5.0 MHz CP :Normal Meas Subfr./Slot: 0 / All

TX Measurement

	Current		Average		Extreme		StdDev	
EVM RMS [%] l/h	2.86	3.03	2.49	2.63	2.96	3.11	0.45	0.49
EVM Peak [%] l/h	10.50	10.41	8.53	8.55	10.71	10.83	1.83	1.89
EVM DMRS [%] l/h	1.91	1.76	2.03	1.88	2.23	2.07	0.09	0.09
MErr RMS [%] l/h	NCAP	NCAP	NCAP	NCAP	NCAP	NCAP	NCAP	NCAP
MErr Peak [%] l/h	NCAP	NCAP	NCAP	NCAP	NCAP	NCAP	NCAP	NCAP
MErr DMRS [%] l/h	NCAP	NCAP	NCAP	NCAP	NCAP	NCAP	NCAP	NCAP
PhErr RMS [°] l/h	NCAP	NCAP	NCAP	NCAP	NCAP	NCAP	NCAP	NCAP
PhErr Peak [°] l/h	NCAP	NCAP	NCAP	NCAP	NCAP	NCAP	NCAP	NCAP
PhErr DMRS [°] l/h	NCAP	NCAP	NCAP	NCAP	NCAP	NCAP	NCAP	NCAP
IQ Offset [dBc]		−51.87		−52.04		−49.90		1.21
IQ Gain Imbalance [dB]		NCAP		NCAP		NCAP		NCAP
IQ Quadrature Error [°]		NCAP		NCAP		NCAP		NCAP
Freq Error [Hz]		1.09		−0.40		−4.63		1.47
Timing Error [Ts]		5.46		3.98		5.97		0.79
OBW [MHz]		0.19		0.21		0.23		0.01
	Current		Average		Min	Max	StdDev	
TX Power [dBm]		23.03		23.19	23.01	23.44		0.13
Peak Power [dBm]		26.62		26.77	26.59	27.03		0.13
RB Power [dBm]		23.00		23.18	23.00	23.42		0.13

Statistic Count 20 / 20 | Out of Tolerance 0.00 % | Detected Modulation QPSK | Detected Channel Type PUSCH | View Filter Throughput 100.0 %

PS: Attached
RRC State: Connected

5MHz CH21775 1RB#24

CMW 500 V 3.7.120 - LTE Measurement - V3.7.70 - TX Measurement

Multi Evaluation | PRACH | SRS

FDD Freq.: 912.5 MHz Ref. Level: 41.00 dBm BW:5.0 MHz CP :Normal Meas Subfr./Slot: 0 / All

TX Measurement

	Current		Average		Extreme		StdDev	
EVM RMS [%] l/h	3.79	3.91	3.38	3.55	3.87	3.97	0.45	0.40
EVM Peak [%] l/h	13.43	13.67	11.41	11.56	14.26	14.45	2.35	2.42
EVM DMRS [%] l/h	1.83	1.82	2.02	2.15	2.43	2.60	0.20	0.32
MErr RMS [%] l/h	NCAP	NCAP	NCAP	NCAP	NCAP	NCAP	NCAP	NCAP
MErr Peak [%] l/h	NCAP	NCAP	NCAP	NCAP	NCAP	NCAP	NCAP	NCAP
MErr DMRS [%] l/h	NCAP	NCAP	NCAP	NCAP	NCAP	NCAP	NCAP	NCAP
PhErr RMS [°] l/h	NCAP	NCAP	NCAP	NCAP	NCAP	NCAP	NCAP	NCAP
PhErr Peak [°] l/h	NCAP	NCAP	NCAP	NCAP	NCAP	NCAP	NCAP	NCAP
PhErr DMRS [°] l/h	NCAP	NCAP	NCAP	NCAP	NCAP	NCAP	NCAP	NCAP
IQ Offset [dBc]		−49.03		−49.15		−48.91		0.16
IQ Gain Imbalance [dB]		NCAP		NCAP		NCAP		NCAP
IQ Quadrature Error [°]		NCAP		NCAP		NCAP		NCAP
Freq Error [Hz]		0.76		−0.63		−3.45		1.32
Timing Error [Ts]		6.76		8.43		12.94		2.02
OBW [MHz]		0.21		0.22		0.24		0.01
	Current		Average		Min	Max	StdDev	
TX Power [dBm]		23.32		23.32	23.26	23.40		0.05
Peak Power [dBm]		26.43		26.45	26.41	26.52		0.04
RB Power [dBm]		23.28		23.31	23.27	23.37		0.04

Statistic Count 20 / 20 | Out of Tolerance 0.00 % | Detected Modulation QPSK | Detected Channel Type PUSCH | View Filter Throughput 100.0 %

PS: Attached
RRC State: Connected

10MHz CH21550 1RB#0

CMW 500 V 3.7.120 - LTE Measurement - V3.7.70 - TX Measurement

Multi Evaluation | PRACH | SRS

FDD Freq.: 890.0 MHz Ref. Level: 41.00 dBm BW:10.0 MHz CP :Normal Meas Subfr./Slot: 0 / All

TX Measurement

	Current		Average		Extreme		StdDev	
EVM RMS [%] l/h	2.75	2.83	3.20	3.27	3.65	3.70	0.41	0.40
EVM Peak [%] l/h	9.61	9.48	12.45	11.55	15.89	14.08	2.91	2.08
EVM DMRS [%] l/h	2.12	1.99	2.05	2.13	2.33	2.58	0.15	0.28
MErr RMS [%] l/h	NCAP	NCAP	NCAP	NCAP	NCAP	NCAP	NCAP	NCAP
MErr Peak [%] l/h	NCAP	NCAP	NCAP	NCAP	NCAP	NCAP	NCAP	NCAP
MErr DMRS [%] l/h	NCAP	NCAP	NCAP	NCAP	NCAP	NCAP	NCAP	NCAP
PhErr RMS [°] l/h	NCAP	NCAP	NCAP	NCAP	NCAP	NCAP	NCAP	NCAP
PhErr Peak [°] l/h	NCAP	NCAP	NCAP	NCAP	NCAP	NCAP	NCAP	NCAP
PhErr DMRS [°] l/h	NCAP	NCAP	NCAP	NCAP	NCAP	NCAP	NCAP	NCAP
IQ Offset [dBc]		−55.60		−55.78		−52.95		2.24
IQ Gain Imbalance [dB]		NCAP		NCAP		NCAP		NCAP
IQ Quadrature Error [°]		NCAP		NCAP		NCAP		NCAP
Freq Error [Hz]		3.03		0.64		3.93		1.76
Timing Error [Ts]		3.13		2.52		3.43		0.91
OBW [MHz]		0.23		0.24		0.26		0.01
	Current		Average		Min	Max	StdDev	
TX Power [dBm]		23.58		23.54	23.49	23.58		0.04
Peak Power [dBm]		26.95		26.93	26.89	26.97		0.02
RB Power [dBm]		23.52		23.52	23.51	23.53		0.01

Statistic Count 20 / 20 | Out of Tolerance 0.00 % | Detected Modulation QPSK | Detected Channel Type PUSCH | View Filter Throughput 100.0 %

PS: Attached
RRC State: Connected

10MHz CH21550 1RB#49

CMW 500 V 3.7.120 - LTE Measurement - V3.7.70 - TX Measurement

Multi Evaluation | PRACH | SRS

FDD Freq.: 890.0 MHz Ref. Level: 41.00 dBm BW:10.0 MHz CP :Normal Meas Subfr./Slot: 0 / All

TX Measurement

	Current		Average		Extreme		StdDev	
EVM RMS [%] l/h	3.14	3.26	2.84	2.93	3.23	3.39	0.39	0.47
EVM Peak [%] l/h	11.72	11.65	10.23	10.12	12.28	12.25	1.75	1.81
EVM DMRS [%] l/h	2.36	2.33	2.09	2.05	2.47	2.38	0.33	0.28
MErr RMS [%] l/h	NCAP	NCAP	NCAP	NCAP	NCAP	NCAP	NCAP	NCAP
MErr Peak [%] l/h	NCAP	NCAP	NCAP	NCAP	NCAP	NCAP	NCAP	NCAP
MErr DMRS [%] l/h	NCAP	NCAP	NCAP	NCAP	NCAP	NCAP	NCAP	NCAP
PhErr RMS [°] l/h	NCAP	NCAP	NCAP	NCAP	NCAP	NCAP	NCAP	NCAP
PhErr Peak [°] l/h	NCAP	NCAP	NCAP	NCAP	NCAP	NCAP	NCAP	NCAP
PhErr DMRS [°] l/h	NCAP	NCAP	NCAP	NCAP	NCAP	NCAP	NCAP	NCAP
IQ Offset [dBc]		−52.94		−53.28		−51.01		1.08
IQ Gain Imbalance [dB]		NCAP		NCAP		NCAP		NCAP
IQ Quadrature Error [°]		NCAP		NCAP		NCAP		NCAP
Freq Error [Hz]		−2.78		0.09		4.85		1.59
Timing Error [Ts]		2.46		1.38		2.60		0.98
OBW [MHz]		0.24		0.24		0.24		0.00
	Current		Average		Min	Max		StdDev
TX Power [dBm]		23.28		23.33	23.28	23.39		0.05
Peak Power [dBm]		26.99		27.00	26.94	27.04		0.02
RB Power [dBm]		23.32		23.33	23.32	23.34		0.01

Statistic Count 20 / 20 | Out of Tolerance 0.00 % | Detected Modulation QPSK | Detected Channel Type PUSCH | View Filter Throughput 100.0 %

PS: Attached
RRC State: Connected

10MHz CH21650 1RB#0

CMW 500 V 3.7.120 - LTE Measurement - V3.7.70 - TX Measurement

Multi Evaluation | PRACH | SRS

FDD Freq.: 900.0 MHz Ref. Level: 41.00 dBm BW:10.0 MHz CP :Normal Meas Subfr./Slot: 0 / All

TX Measurement

	Current		Average		Extreme		StdDev	
EVM RMS [%] l/h	2.08	2.26	2.18	2.37	2.37	2.56	0.12	0.14
EVM Peak [%] l/h	6.49	6.58	6.72	8.43	7.66	10.59	0.61	1.83
EVM DMRS [%] l/h	1.87	1.77	1.86	1.88	2.13	2.25	0.09	0.15
MErr RMS [%] l/h	NCAP	NCAP	NCAP	NCAP	NCAP	NCAP	NCAP	NCAP
MErr Peak [%] l/h	NCAP	NCAP	NCAP	NCAP	NCAP	NCAP	NCAP	NCAP
MErr DMRS [%] l/h	NCAP	NCAP	NCAP	NCAP	NCAP	NCAP	NCAP	NCAP
PhErr RMS [°] l/h	NCAP	NCAP	NCAP	NCAP	NCAP	NCAP	NCAP	NCAP
PhErr Peak [°] l/h	NCAP	NCAP	NCAP	NCAP	NCAP	NCAP	NCAP	NCAP
PhErr DMRS [°] l/h	NCAP	NCAP	NCAP	NCAP	NCAP	NCAP	NCAP	NCAP
IQ Offset [dBc]		−51.51		−51.48		−51.26		0.15
IQ Gain Imbalance [dB]		NCAP		NCAP		NCAP		NCAP
IQ Quadrature Error [°]		NCAP		NCAP		NCAP		NCAP
Freq Error [Hz]		0.83		−0.83		−3.60		1.13
Timing Error [Ts]		1.84		0.34		1.92		0.64
OBW [MHz]		0.21		0.23		0.26		0.02
	Current		Average		Min	Max		StdDev
TX Power [dBm]		23.63		23.63	23.61	23.65		0.01
Peak Power [dBm]		27.32		27.34	27.29	27.38		0.02
RB Power [dBm]		23.70		23.70	23.69	23.71		0.01

Statistic Count 20 / 20 | Out of Tolerance 0.00 % | Detected Modulation QPSK | Detected Channel Type PUSCH | View Filter Throughput 100.0 %

PS: Attached
RRC State: Connected

10MHz CH21650 1RB#49

CMW 500 V 3.7.120 - LTE Measurement - V3.7.70 - TX Measurement

Multi Evaluation | PRACH | SRS

FDD Freq.: 900.0 MHz Ref. Level: 41.00 dBm BW:10.0 MHz CP :Normal Meas Subfr./Slot: 0 / All

TX Measurement

	Current		Average		Extreme		StdDev	
EVM RMS [%] l/h	2.28	2.42	2.44	2.57	2.64	2.79	0.17	0.18
EVM Peak [%] l/h	7.28	7.40	7.79	8.89	8.56	10.90	0.52	1.59
EVM DMRS [%] l/h	1.90	1.63	1.92	1.70	2.08	1.94	0.09	0.13
MErr RMS [%] l/h	NCAP	NCAP	NCAP	NCAP	NCAP	NCAP	NCAP	NCAP
MErr Peak [%] l/h	NCAP	NCAP	NCAP	NCAP	NCAP	NCAP	NCAP	NCAP
MErr DMRS [%] l/h	NCAP	NCAP	NCAP	NCAP	NCAP	NCAP	NCAP	NCAP
PhErr RMS [°] l/h	NCAP	NCAP	NCAP	NCAP	NCAP	NCAP	NCAP	NCAP
PhErr Peak [°] l/h	NCAP	NCAP	NCAP	NCAP	NCAP	NCAP	NCAP	NCAP
PhErr DMRS [°] l/h	NCAP	NCAP	NCAP	NCAP	NCAP	NCAP	NCAP	NCAP
IQ Offset [dBc]		−51.83		−51.53		−50.97		0.25
IQ Gain Imbalance [dB]		NCAP		NCAP		NCAP		NCAP
IQ Quadrature Error [°]		NCAP		NCAP		NCAP		NCAP
Freq Error [Hz]		−1.24		−0.69		−2.52		0.96
Timing Error [Ts]		0.67		1.52		3.19		1.04
OBW [MHz]		0.19		0.20		0.23		0.02
	Current		Average		Min	Max		StdDev
TX Power [dBm]		23.60		23.52	23.47	23.60		0.05
Peak Power [dBm]		26.98		26.95	26.90	27.04		0.04
RB Power [dBm]		23.65		23.57	23.51	23.65		0.05

Statistic Count 20 / 20 | Out of Tolerance 0.00 % | Detected Modulation QPSK | Detected Channel Type PUSCH | View Filter Throughput 100.0 %

PS: Attached
RRC State: Connected

10MHz CH21650 12RB#0

CMW 500 V 3.7.120 - LTE Measurement - V3.7.70 - TX Measurement

Multi Evaluation | PRACH | SRS

FDD Freq.: 900.0 MHz Ref. Level: 41.00 dBm BW:10.0 MHz CP :Normal Meas Subfr./Slot: 0 / All

TX Measurement

	Current		Average		Extreme		StdDev	
EVM RMS [%] l/h	2.75	2.84	2.70	2.82	2.80	2.85	0.06	0.02
EVM Peak [%] l/h	19.07	19.16	17.89	20.17	19.12	22.28	0.80	1.48
EVM DMRS [%] l/h	1.85	2.05	1.91	2.27	2.04	2.56	0.05	0.22
MErr RMS [%] l/h	NCAP	NCAP	NCAP	NCAP	NCAP	NCAP	NCAP	NCAP
MErr Peak [%] l/h	NCAP	NCAP	NCAP	NCAP	NCAP	NCAP	NCAP	NCAP
MErr DMRS [%] l/h	NCAP	NCAP	NCAP	NCAP	NCAP	NCAP	NCAP	NCAP
PhErr RMS [°] l/h	NCAP	NCAP	NCAP	NCAP	NCAP	NCAP	NCAP	NCAP
PhErr Peak [°] l/h	NCAP	NCAP	NCAP	NCAP	NCAP	NCAP	NCAP	NCAP
PhErr DMRS [°] l/h	NCAP	NCAP	NCAP	NCAP	NCAP	NCAP	NCAP	NCAP
IQ Offset [dBc]		−51.64		−51.15		−50.19		0.56
IQ Gain Imbalance [dB]		NCAP		NCAP		NCAP		NCAP
IQ Quadrature Error [°]		NCAP		NCAP		NCAP		NCAP
Freq Error [Hz]		−1.66		−1.66		−4.16		1.42
Timing Error [Ts]		0.64		1.13		2.64		0.96
OBW [MHz]		2.13		2.12		2.13		0.01
	Current		Average		Min	Max		StdDev
TX Power [dBm]		23.47		23.47	23.46	23.48		0.01
Peak Power [dBm]		27.54		27.53	27.50	27.58		0.02
RB Power [dBm]		12.69		12.70	12.68	12.72		0.01

Statistic Count 20 / 20 | Out of Tolerance 0.00 % | Detected Modulation QPSK | Detected Channel Type PUSCH | View Filter Throughput 100.0 %

PS: Attached
RRC State: Connected

10MHz CH21750 1RB#0

CMW 500 V 3.7.120 - LTE Measurement - V3.7.70 - TX Measurement

Multi Evaluation | PRACH | SRS

FDD Freq.: 910.0 MHz Ref. Level: 41.00 dBm BW:10.0 MHz CP :Normal Meas Subfr./Slot: 0 / All

TX Measurement

	Current		Average		Extreme		StdDev	
EVM RMS [%] l/h	2.27	2.36	2.29	2.39	2.43	2.52	0.08	0.07
EVM Peak [%] l/h	7.97	7.78	7.25	8.65	7.97	10.45	0.34	1.34
EVM DMRS [%] l/h	1.78	1.86	1.76	1.83	2.00	2.01	0.13	0.08
MErr RMS [%] l/h	NCAP	NCAP	NCAP	NCAP	NCAP	NCAP	NCAP	NCAP
MErr Peak [%] l/h	NCAP	NCAP	NCAP	NCAP	NCAP	NCAP	NCAP	NCAP
MErr DMRS [%] l/h	NCAP	NCAP	NCAP	NCAP	NCAP	NCAP	NCAP	NCAP
PhErr RMS [°] l/h	NCAP	NCAP	NCAP	NCAP	NCAP	NCAP	NCAP	NCAP
PhErr Peak [°] l/h	NCAP	NCAP	NCAP	NCAP	NCAP	NCAP	NCAP	NCAP
PhErr DMRS [°] l/h	NCAP	NCAP	NCAP	NCAP	NCAP	NCAP	NCAP	NCAP
IQ Offset [dBc]		−53.01		−52.78		−52.35		0.19
IQ Gain Imbalance [dB]		NCAP		NCAP		NCAP		NCAP
IQ Quadrature Error [°]		NCAP		NCAP		NCAP		NCAP
Freq Error [Hz]		−2.23		−0.87		−4.12		1.67
Timing Error [Ts]		−0.83		−0.71		−1.00		0.16
OBW [MHz]		0.21		0.21		0.21		0.00
	Current		Average		Min	Max		StdDev
TX Power [dBm]		23.20		23.22	23.11	23.27		0.04
Peak Power [dBm]		26.73		26.71	26.60	26.75		0.04
RB Power [dBm]		23.29		23.29	23.20	23.31		0.03

Statistic Count 20 / 20 | Out of Tolerance 0.00 % | Detected Modulation QPSK | Detected Channel Type PUSCH | View Filter Throughput 100.0 %

PS: Attached
RRC State: Connected

10MHz CH21750 1RB#49

CMW 500 V 3.7.120 - LTE Measurement - V3.7.70 - TX Measurement

Multi Evaluation | PRACH | SRS

FDD Freq.: 910.0 MHz Ref. Level: 41.00 dBm BW:10.0 MHz CP :Normal Meas Subfr./Slot: 0 / All

TX Measurement

	Current		Average		Extreme		StdDev	
EVM RMS [%] l/h	2.98	3.01	2.91	3.01	3.00	3.10	0.06	0.04
EVM Peak [%] l/h	8.84	8.74	8.72	10.07	9.07	11.96	0.16	1.45
EVM DMRS [%] l/h	2.11	2.13	1.98	2.16	2.13	2.39	0.08	0.10
MErr RMS [%] l/h	NCAP	NCAP	NCAP	NCAP	NCAP	NCAP	NCAP	NCAP
MErr Peak [%] l/h	NCAP	NCAP	NCAP	NCAP	NCAP	NCAP	NCAP	NCAP
MErr DMRS [%] l/h	NCAP	NCAP	NCAP	NCAP	NCAP	NCAP	NCAP	NCAP
PhErr RMS [°] l/h	NCAP	NCAP	NCAP	NCAP	NCAP	NCAP	NCAP	NCAP
PhErr Peak [°] l/h	NCAP	NCAP	NCAP	NCAP	NCAP	NCAP	NCAP	NCAP
PhErr DMRS [°] l/h	NCAP	NCAP	NCAP	NCAP	NCAP	NCAP	NCAP	NCAP
IQ Offset [dBc]		−49.62		−49.53		−49.15		0.16
IQ Gain Imbalance [dB]		NCAP		NCAP		NCAP		NCAP
IQ Quadrature Error [°]		NCAP		NCAP		NCAP		NCAP
Freq Error [Hz]		1.70		−0.23		−3.40		1.42
Timing Error [Ts]		0.09		0.56		0.99		0.24
OBW [MHz]		0.26		0.25		0.26		0.01
	Current		Average		Min	Max		StdDev
TX Power [dBm]		23.10		23.11	23.03	23.17		0.04
Peak Power [dBm]		26.31		26.32	26.26	26.37		0.03
RB Power [dBm]		23.21		23.20	23.14	23.23		0.03

Statistic Count 20 / 20 | Out of Tolerance 0.00 % | Detected Modulation QPSK | Detected Channel Type PUSCH | View Filter Throughput 100.0 %

PS: Attached
RRC State: Connected

Band 28 (700MHz) FDD									
Bandwidth	Channel	Modulation	RB No.	RB Offset	Max Power (Conducted)	Limit (dBm)	Antenna Gain (dBi)	Max Power (ERP)	Limit (dBm)
3MHz	27225	QPSK	1	#0	23.52	19.8~25.7	3.50	24.87	30
			4	#0	23.45	19.8~25.7	3.50	24.80	30
	27435	QPSK	1	#0	23.51	19.8~25.7	3.50	24.86	30
			4	#0	23.25	19.8~25.7	3.50	24.60	30
	27645	QPSK	1	#14	23.10	19.8~25.7	3.50	24.45	30
			4	#11	23.16	19.8~25.7	3.50	24.51	30
5MHz	27235	QPSK	1	#0	23.10	19.8~25.7	3.50	24.45	30
			8	#0	23.35	19.8~25.7	3.50	24.70	30
	27435	QPSK	1	#0	23.36	19.8~25.7	3.50	24.71	30
			8	#0	23.22	19.8~25.7	3.50	24.57	30
	27635	QPSK	1	#24	22.96	19.8~25.7	3.50	24.31	30
			8	#17	23.09	19.8~25.7	3.50	24.44	30
20MHz	27310	QPSK	1	#0	24.07	19.8~25.7	3.50	25.42	30
			18	#0	23.75	19.8~25.7	3.50	25.10	30
	27435	QPSK	1	#0	23.38	19.8~25.7	3.50	24.73	30
			18	#0	23.73	19.8~25.7	3.50	25.08	30
	27560	QPSK	1	#99	23.42	19.8~25.7	3.50	24.77	30
			18	#82	23.26	19.8~25.7	3.50	24.61	30

Note: 經上表確認,最大傳導輸出功率不超過原行動通訊模組±2dB.