NCC 低功率射頻電機型式試驗報告

產品名稱(中文)	Intel® Wi-Fi 6 AX200
型　　號	AX200D2WL
廠　　牌	Intel

申　請　者	文曄科技股份有限公司
地　　址	新北市中和區平河里中正路 738 號 14 樓

受　理　日　期	107 年 09 月 21 日
報告發行日期	108 年 10 月 03 日
報　告　號　碼	1990424R-RFTWP35V00
報　告　版　本	V1.0

Testing Laboratory
3023

本測試報告只針對受測產品有效.
本測試報告內之測試結果可藉由測試儀器設備之校正報告與本報告內所評估量測不確定度追溯至國家或國際標準
不得使用本報告宣稱產品是由 TAF 或任何政府機構背書.
本測試報告非經德凱認證股份有限公司同意不可複製使用.

低 功 率 射 頻 電 機 量 測 報 告

報告發行日期: 108 年 10 月 03 日

報告號碼: 1990424R-RFTWP35V00

產品名稱(中文)	Intel® Wi-Fi 6 AX200
申請者	文曄科技股份有限公司
地址	新北市中和區平河里中正路 738 號 14 樓
製造廠商	INTEL CORPORATION SAS
待測物額定電壓	DC 3.3V
待測物測試電壓	DC 3.3V (Power By Test Fixture)
商標或廠牌	Intel
型式號	AX200D2WL
試驗標準	低功率射頻電機技術規範(107 年 01 月)
試驗結果	符 合

項次	量 測 項 目	標稱規格	測試結果	量測設備	量測不確定度
1	電源端點干擾測試	低功率射頻電機技術規範 2.3 節	PASS	請參閱 2.2 節	請參閱 3.4 節
2	天 線 之 要 求	低功率射頻電機技術規範 4.7.3 節及 4.7.8 節	PASS	--	--
3	峰 值 發 射 功 率	低功率射頻電機技術規範 4.7.3 節	PASS	請參閱 2.2 節	請參閱 5.4 節
4	峰值功率頻譜密度	低功率射頻電機技術規範 4.7.3 節	PASS		請參閱 6.4 節
5	操作頻帶外的峰值發射	低功率射頻電機技術規範 4.7.4 節	PASS		請參閱 7.4 節
6	混 附 發 射	低功率射頻電機技術規範 2.8 節及 4.7.4 節	PASS		請參閱 8.4 節
7	不 必 要 之 發 射	低功率射頻電機技術規範 2.8 節及 4.7.4 節	PASS		請參閱 9.4 節
8	發 射 功 率 控 制	低功率射頻電機技術規範 4.7.7 節	EIRP 小於 500mW, 依據 4.7.7.1 之描述，可不須具備 TPC 功能		
9	佔 用 頻 帶 寬 度	低功率射頻電機技術規範 4.7.5 節	PASS	請參閱 2.2 節	請參閱 11..4 節
10	動 態 頻 率 選 擇	低功率射頻電機技術規範 4.7.7 節	請參閱 DFS 測試報告		
11	Duty Cycle	--	--	請參閱 2.2 節	請參閱 12..3 節
12	以 下 空 白	--	--	--	--

報告製作者	陳惠君
	高級行政專員/陳惠君
測試工程師	朱世明
	工程師/朱世明
實驗室簽署人	林介書
	協理/林介書

目　　錄

項　　目　　頁數

1. 基本資料 5

1.1. 待測物裝置資料 5
1.2. 待測裝置驗證說明 6
1.3. 系統測試時之週邊裝置 9
1.4. 測試系統組合圖 9
1.5. 待測裝置測試時之典型操作程序 9

2. 測試實驗室資料 10

2.1. 試驗單位與週遭環境 10
2.2. 測試設備明細 11

3. 電源端點干擾測試 12

3.1. 適用標準 12
3.2. 量測方法 12
3.3. 測試架構圖 12
3.4. 量測不確定度 12
3.5. 電源端點測試結果 13

4. 天線之要求 49

4.1. 適用標準 49
4.2. 天線樣式 49

5. 峰值發射功率 50

5.1. 適用標準 50
5.2. 量測方法 51
5.3. 測試架構圖 51
5.4. 量測不確定度 51
5.5. 峰值發射功率測試結果 52

6. 峰值功率頻譜密度 244

6.1. 適用標準 244
6.2. 量測方法 245
6.3. 測試架構圖 245
6.4. 量測不確定度 245
6.5. 峰值功率頻譜密度測試結果 246

7. 操作頻帶外的峰值發射 424

7.1. 適用標準 424
7.2. 量測方法 424
7.3. 測試架構圖 424
7.4. 量測不確定度 424
7.5. 操作頻帶外的峰值發射測試結果 425

8. 混附發射 573

8.1. 適用標準 573
8.2. 量測方法 574
8.3. 測試架構圖 577
8.4. 量測不確定度 577
8.5. 混附發射測試結果 578

9. 不必要之發射 722

9.1. 適用標準 722
9.2. 量測方法 722
9.3. 測試架構圖 725
9.4. 量測不確定度 725
9.5. 不必要發射測試結果 726

10. 發射功率控制(TPC) 1636

10.1. 適用標準 1636
10.2. 發射功率控制測試結果 1636

11. 佔用頻帶寬度 1637

11.1. 測試架構圖 1637
11.2. 適用標準 1637
11.3. 量測方法 1637
11.4. 量測不確定度 1637
11.5. 佔用頻帶寬度測試結果 1638

12. Duty Cycle 1690

12.1. 量測方法 1690
12.2. 測試架構圖 1690
12.3. 量測不確定度 1690
12.4. Duty Cycle 測試結果 1691

附件 1: 待測物測試擺設相片
附件 2: 待測物內部相片

1. 基本資料

1.1. 待測物裝置資料

申請者(或公司)	文曄科技股份有限公司
地址	新北市中和區平河里中正路 738 號 14 樓
製造廠商	INTEL CORPORATION SAS
產品名稱	Intel® Wi-Fi 6 AX200
商標	Intel
產品型號	AX200D2WL
天線樣式	PIFA Antenna
天線增益	Refer to the table “Antenna List”
頻道控制	Auto

Antenna List

No.	Manufacturer	Model No.	Antenna Type	Peak Gain
1	SkyCross	N/A (Main) N/A (Aux)	PIFA Antenna	3.64 dBi for 5.15~5.25GHz 3.73 dBi for 5.25~5.35GHz 4.77 dBi for 5.47~5.725GHz 4.97 dBi for 5.725~5.85GHz

1.2. 待測裝置驗證說明

1. 待測裝置規格說明:

待測物為 Intel® Wi-Fi 6AX200，內建了 Wi-Fi 和 Bluetooth 功能，此報告為 5GHz Wi-Fi 的測試報告; 天線為半固定式 PIFA Antenna，悉採 5GHz 為載波，利用寬頻數位調變(OFDM)方式 802.11a：6 – 54Mbps，802.11n：14.4 – 144.4Mbps using 20MHz channel、30 – 300Mbps using 40MHz channel)來傳送訊號，另支援 802.11ac 65 – 866.7Mbps using 80MHz channel、802.11ac 130 – 1733.3Mbps using 160MHz channel、802.11ax 17.2-286.8Mbps using 20MHz channel、802.11ax 34.4-573.5Mbps using 40MHz channel、802.11ax 72.1-1201Mbps using 80MHz channel、802.11ax 144.1-2402Mbps using 160MHz channel 來傳送訊號，頻道 36、44、48、52、60、64、100、116、140、144、149、157、165 (802.11a/n/ax-20MHz)和頻道 38、46、54、62、102、118、134、142、151、159(802.11n/ax-40MHz)和頻道 42、58、106、122、138、155(802.11ac/ax-80MHz) 和頻道 50、114(802.11ac/ax-160MHz)被選擇為測試頻道。
速率 6Mbps (802.11a)與 MCS8 (802.11n)與 VHT0 (802.11ac)與 MCS0 (802.11ax)被選擇為測試傳輸速率。結果顯示於此份報告中。

本報告為複製報告，在原申請人(INTEL CORPORATION SAS)的同意下, 授權文曄科技股份有限公司使用原始測試數據, 原始報告編號為：18C0243R-RFTWP35V00, 本次僅變更申請者，射頻功能無變動，其輸出功率均符合原型式認證。

(1) 待測裝置為同一體。

(2) 發射體主要功能特性有:

<1> 待測裝置利用無線電波,分別借由無線電波,傳送及接收,達到資料傳送之目的。

<2> 待測裝置傳送訊號,使用 5GHz 為載波頻率，利用數位調變方式來傳送訊號, 且其天線為半固定式 PIFA Antenna。

<3> 基本發射工作頻率範圍 5.150-5.250GHz ,5.250-5.350GHz , 5.470-5.725GHz, 5.725~5.850GHz。

<4> 頻道切換方式: 採自動切換控制方式。

<5> 調變方式: 採 OFDM 調變方式。

<6> 傳輸速率: 802.11a: 6 – 54Mbps。
802.11n: 14.4 – 144.4Mbps using 20MHz channel、30 – 300Mbps using 40MHz channel。
802.11ac : 65 – 866.7Mbps using 80MHz channel、130 – 1733.3Mbps using 160MHz channel。
802.11ax : 17.2-286.8Mbps using 20MHz channel、34.4-573.5Mbps using 40MHz channel、72.1-1201Mbps using 80MHz channel、144.1-2402Mbps using 160MHz channel。

<7> 測試電壓: DC 3.3V (Power By Test Fixture)。

<8> 測試軟體: DRTU (Ver 11.1850.0-08900)。

<9> 802.11a/n/ax-20MHz 共計 25 個工作頻道, 工作頻道頻率為:

Channel	Frequency	Channel	Frequency	Channel	Frequency	Channel	Frequency
Channel 036:	5180 MHz	Channel 040:	5200 MHz	Channel 044:	5220 MHz	Channel 048:	5240 MHz
Channel 052:	5260 MHz	Channel 056:	5280 MHz	Channel 060:	5300 MHz	Channel 064:	5320 MHz
Channel 100:	5500 MHz	Channel 104:	5520 MHz	Channel 108:	5540 MHz	Channel 112:	5560 MHz
Channel 116:	5580 MHz	Channel 120:	5600 MHz	Channel 124:	5620 MHz	Channel 128:	5640 MHz
Channel 132:	5660 MHz	Channel 136:	5680 MHz	Channel 140:	5700 MHz	Channel 144:	5720 MHz
Channel 149:	5745 MHz	Channel 153:	5765 MHz	Channel 157:	5785 MHz	Channel 161:	5805 MHz
Channel 165:	5825 MHz						

<10>802.11n/ax-40MHz 共計 12 個工作頻道, 工作頻道頻率為:

Channel	Frequency	Channel	Frequency	Channel	Frequency	Channel	Frequency
Channel 038:	5190 MHz	Channel 046:	5230 MHz	Channel 054:	5270 MHz	Channel 062:	5310 MHz
Channel 102:	5510 MHz	Channel 110:	5550 MHz	Channel 118:	5590 MHz	Channel 126:	5630 MHz
Channel 134:	5670 MHz	Channel 142:	5710 MHz	Channel 151:	5755 MHz	Channel 159:	5795 MHz

<11>802.11ac/ax-80MHz 共計 6 個工作頻道, 工作頻道頻率為:

Channel	Frequency	Channel	Frequency	Channel	Frequency	Channel	Frequency
Channel 042:	5210 MHz	Channel 058:	5290 MHz	Channel 106:	5530 MHz	Channel 122:	5610 MHz
Channel 138:	5690 MHz	Channel 155:	5775 MHz				

<12>802.11ac/ax-160MHz 共計 2 個工作頻道, 工作頻道頻率為:

Channel	Frequency	Channel	Frequency
Channel 50:	5250 MHz	Channel 114:	5570 MHz

<13> 關於受測物詳細說明，請參閱製造商規格或使用手冊。

2. 待測裝置測試之試驗條件:

待測裝置依功能特性,執行下列電磁干擾驗證測試。

EMI 模式	Mode 1: SISO A: 發射器 802.11a Mode 1: SISO A: 發射器 802.11n-20BW Mode 1: SISO A: 發射器 802.11n-40BW Mode 1: SISO A: 發射器 802.11ac-80BW Mode 1: SISO A: 發射器 802.11ac-160BW Mode 1: SISO A: 發射器 802.11ax-20BW Mode 1: SISO A: 發射器 802.11ax-40BW Mode 1: SISO A: 發射器 802.11ax-80BW Mode 1: SISO A: 發射器 802.11ax-160BW Mode 2: SISO B: 發射器 802.11a Mode 2: SISO B: 發射器 802.11n-20BW Mode 2: SISO B: 發射器 802.11n-40BW Mode 2: SISO B: 發射器 802.11ac-80BW Mode 2: SISO B: 發射器 802.11ac-160BW Mode 2: SISO B: 發射器 802.11ax-20BW Mode 2: SISO B: 發射器 802.11ax-40BW Mode 2: SISO B: 發射器 802.11ax-80BW Mode 2: SISO B: 發射器 802.11ax-160BW Mode 3: MIMO: 發射器 802.11n-20BW Mode 3: MIMO: 發射器 802.11n-40BW Mode 3: MIMO: 發射器 802.11ac-80BW Mode 3: MIMO: 發射器 802.11ac-160BW Mode 3: MIMO: 發射器 802.11ax-20BW Mode 3: MIMO: 發射器 802.11ax-40BW Mode 3: MIMO: 發射器 802.11ax-80BW Mode 3: MIMO: 發射器 802.11ax-160BW Mode 4: SISO A: 接收器 802.11ax-20BW Mode 4: SISO A: 接收器 802.11ax-40BW Mode 4: SISO A: 接收器 802.11ax-80BW Mode 4: SISO A: 接收器 802.11ax-160BW Mode 5: SISO B: 接收器 802.11ax-20BW Mode 5: SISO B: 接收器 802.11ax-40BW Mode 5: SISO B: 接收器 802.11ax-80BW Mode 5: SISO B: 接收器 802.11ax-160BW Mode 6: MIMO: 接收器 802.11ax-20BW Mode 6: MIMO: 接收器 802.11ax-40BW Mode 6: MIMO: 接收器 802.11ax-80BW Mode 6: MIMO: 接收器 802.11ax-160BW

1.3. 系統測試時之週邊裝置

待測裝置測試時，其搭配系統測試時之週邊裝置包括下列：

Product		Manufacturer	Model No.	Serial No.	Power Cord
1	Notebook PC	DELL	P62G	9TSGJC2	N/A
2	Test Fixture	Intel	N/A	N/A	N/A

Signal Cable Type		Signal cable Description
A	Test Fixture Line Cable	Non-shielded, 1m
B	USB Cable	Shielded, 1.8m

1.4. 測試系統組合圖

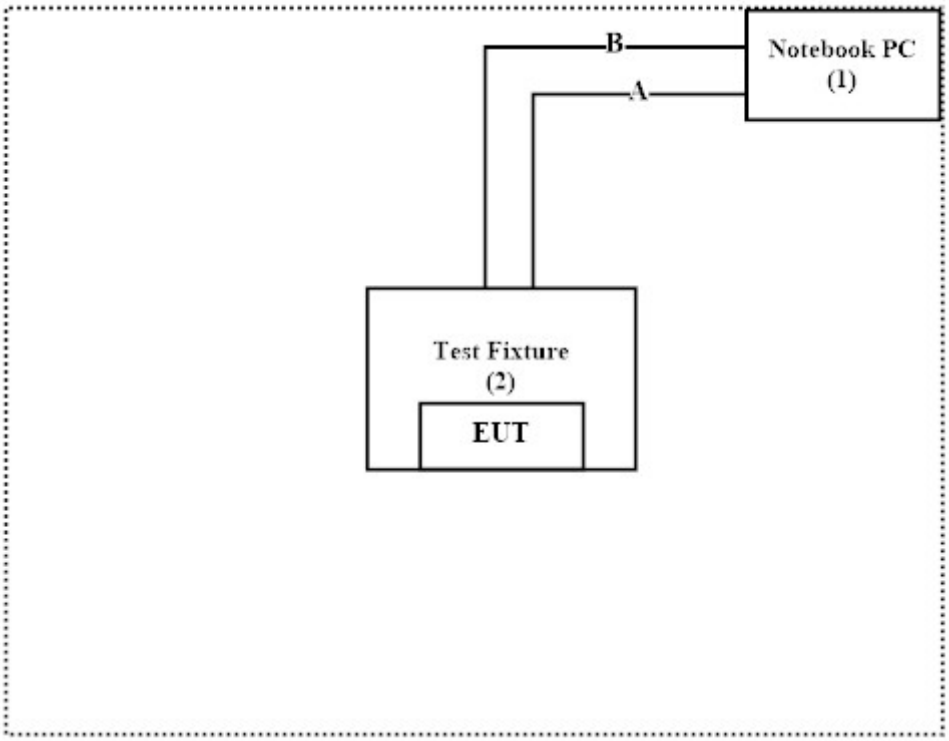

1.5. 待測裝置測試時之典型操作程序

1.	測試配置如上圖 1.4 所示.
2.	執行 DRTU (Ver 11.1850.0-08900)控制發射
3.	設定所要測試之模式、頻道及速率
4.	確認訊號是持續發射狀態模式，無誤後開始測試

2. 測試實驗室資料

2.1. 試驗單位與週遭環境

實驗室環境條件:

項　　目	實際測試條件
溫度 (°C)	20-35
濕度 (%RH)	30-65
大氣壓力 (mbar)	950-1000

財團法人全國認證基金會 認證
特定服務計畫 : 電信設備測試實驗室認證服務計畫
初次認證日期 : 一百零三年十月二十四日
認證有效期間 : 一百零六年十二月十三日起至一百零九年十二月十二日止
認可測試領域 : 低功率射頻電機(工作頻率9kHz to 220GHz)
認可編號 : 3023

測試實驗室 : 德凱認證股份有限公司
測試實驗室地址 : 新北市林口區文化一路二段159號
電話號碼 : +886-2-2602-7968
傳真號碼 : +866-2-2602-3286
電子郵件信箱 : info.tw@dekra.com
公司網站 : http://www.dekra.com.tw

2.2. 測試設備明細

For Conduction measurements /ASR1

	Equipment	Manufacturer	Model No.	Serial No.	Cali. Data	Due. Data
X	EMI Test Receiver	R&S	ESR7	101602	2018.12.17	2019.12.16
X	Two-Line V-Network	R&S	ENV216	101306	2018.03.09	2019.03.08
X	Two-Line V-Network	R&S	ENV216	101307	2018.03.20	2019.03.19
X	Coaxial Cable	Quietek	RG400_BNC	RF001	2018.05.24	2019.05.23

Note:
1. All equipments are calibrated every one year.
2. The test instruments marked with “X” are used to measure the final test results.
3. Test Software version : QuieTek EMI 2.0 V2.1.113

For Conducted measurements /ASR4

	Equipment	Manufacturer	Model No.	Serial No.	Cali. Data	Due. Data
X	Spectrum Analyzer	R&S	FSV30	103464	2019.01.25	2020.01.24
X	Power Meter	Anritsu	ML2496A	1548003	2018.12.19	2019.12.18
X	Power Sensor	Anritsu	MA2411B	1531024	2018.12.19	2019.12.18
X	Power Sensor	Anritsu	MA2411B	1531025	2018.12.19	2019.12.18
	Bluetooth Tester	R&S	CBT	101238	2019.01.21	2020.01.20

Note:
1. All equipments are calibrated every one year.
2. The test instruments marked with “X” are used to measure the final test results.
3. Test Software version : DEKRA Conduction Test System V9.0.1

For Radiated measurements /ACB1

	Equipment	Manufacturer	Model No.	Serial No.	Cali. Data	Due. Data
X	Loop Antenna	AMETEK	HLA6121	37133	2017/10/13	2019/10/12
X	Bi-Log Antenna	SCHWARZBECK	VULB9168	9168-674	2018.04.02	2019.04.01
X	Horn Antenna	ETS-Lindgren	3117	00203761	2018.11.01	2019.10.30
X	Horn Antenna	Com-Power	AH-840	101087	2018.06.01	2019.05.31
X	Pre-Amplifier	EMCI	EMC001330	980316	2018.06.01	2019.05.31
X	Pre-Amplifier	EMCI	EMC051835SE	980311	2018.06.04	2019.06.03
X	Pre-Amplifier	EMCI	EMC05820SE	980310	2018.06.04	2019.06.03
X	Pre-Amplifier	EMCI	EMC184045SE	980314	2018.05.16	2019.05.15
X	Filter	MICRO TRONICS	BRM50702	G251	2018.09.04	2019.09.03
	Filter	MICRO TRONICS	BRM50716	G188	2018.09.04	2019.09.03
X	EMI Test Receiver	R&S	ESR7	101602	2018.12.17	2019.12.16
X	Spectrum Analyzer	R&S	FSV40	101149	2018.12.17	2019.12.16
X	Coaxial Cable	SUHNER	SUCOFLEX 106	RF002	2018.05.25	2019.05.24
X	Mircoflex Cable	HUBER SUHNER	SUCOFLEX 102	MY3381/2	2018.05.16	2019.05.15

Note:
1. All equipments are calibrated every one year.
2. The test instruments marked with “X” are used to measure the final test results.
3. Test Software version : QuieTek EMI 2.0 V2.1.113

3. 電源端點干擾測試

3.1. 適用標準

依據國家通訊傳播委員會低功率射頻電機技術規範之第 2.3 節，以市電為電源之低功率射頻電機，其傳導回電源線上頻率自 150 kHz～30 百萬赫(MHz)之射頻電壓(在電源端子每一電源線對接地點)應小於或等於下表所列之限制值。測量時應經過 50 微亨利(uH)及 50 歐姆(Ω)之電源線阻抗穩定網路(Line Impedance Stabilization Network；LISN)。頻率重疊處，以較低限制值為準。

Frequency 頻率範圍 MHz	傳導限制值(dBμV)	
	準尖峰值	平均值
0.15 - 0.50	66-56(註)	56-46(註)
0.50-5.0	56	46
5.0 - 30	60	50

註:隨頻率之對數遞減

3.2. 量測方法

待測物置於高 80 公分之非導體桌面（落地型產品置於地上），將待測物之電源線接至電源阻抗網路器(LISN)，同時保持待測物至 LISN 距 80 公分，並將電源線多餘部份以 30 至 40 公分之八字形捆綁於電源線中央，於在正常工作狀態下，執行待測物之火線及地線各一次量測。

電源端點場強之測量範圍由 0.15MHz – 30MHz，所量測之讀值皆為準尖峰值(Quasi-Peak Value)及平均值(Average Value)。 場強接收機之解析頻寬為 10kHz。

3.3. 測試架構圖

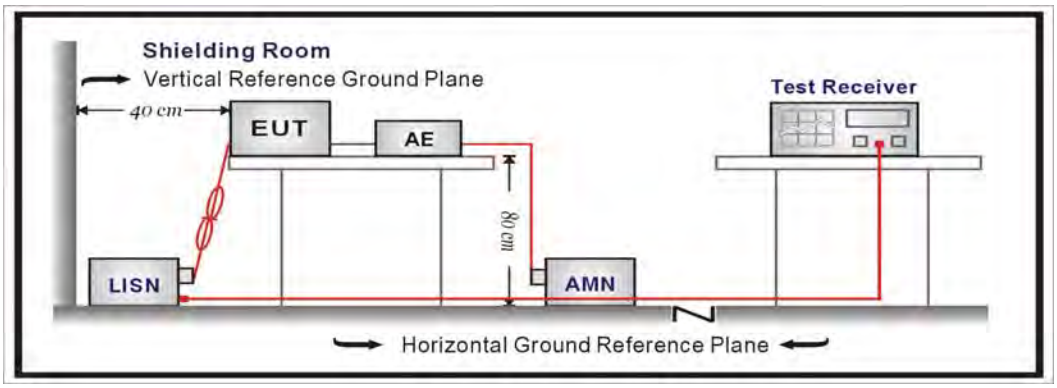

3.4. 量測不確定度

此項測試之量測不確定度為±2.35dB。

Note: 經初測驗證過，電源端點干擾測試對測試頻道數並無差異，因此檢附其中一個測試頻道測試數據。

3.5. 電源端點測試結果

待測物名稱：Intel® Wi-Fi 6 AX200

待測物型號：AX200D2WL　　測 試 模 式 ：Mode 1: SISO A: 發射器 802.11ax-160BW

測試頻道 ： CH 50 (5250MHz)　　試驗端點 ：Line 1

6 dB 頻寬：10 kHz　　視 頻 頻 寬 ：10 kHz

檢 測 器 ：準尖峰值 & 平均值　　環 境 溫 度 ：23 ℃

測試日期：107 年 12 月 24 日　　環 境 濕 度 ：50 %

Frequency MHz	Correct Factor dB	Reading Level dBμV	Measurement Level dBμV	Margin dB	Limit dBμV
LINE 1					
準尖峰值					
0.159	9.610	34.573	44.183	-21.560	65.743
0.438	9.626	16.608	26.234	-31.537	57.771
2.222	9.662	12.367	22.029	-33.971	56.000
3.550	9.705	17.665	27.370	-28.630	56.000
9.915	9.839	18.924	28.764	-31.236	60.000
24.576	10.010	13.396	23.406	-36.594	60.000
平均值					
0.159	9.610	18.602	28.212	-27.531	55.743
0.438	9.626	9.790	19.416	-28.355	47.771
2.222	9.662	7.344	17.006	-28.994	46.000
3.550	9.705	7.809	17.514	-28.486	46.000
9.915	9.839	14.378	24.218	-25.782	50.000
24.576	10.010	12.706	22.716	-27.284	50.000

備 註 ：

1. 所有之讀值為準尖峰值及平均值。
2. “　“意指量測數據中最高量測值。
3. Measurement Level = Reading Level + Correct Factor。
4. 上表以外之頻率，測試值與限度值相比較之下，因其值太低而未列於上表內。

待測物名稱：Intel® Wi-Fi 6 AX200

待測物型號：AX200D2WL　　測 試 模 式 ：Mode 1: SISO A: 發射器 802.11ax-160BW

測 試 頻 道 ：CH 50 (5250MHz)　　試 驗 端 點 ：Line 2

6 dB 頻寬：10 kHz　　視 頻 頻 寬 ：10 kHz

檢 測 器 ：準尖峰值 & 平均值　　環 境 溫 度 ：23 ℃

測 試 日 期 ：107 年 12 月 24 日　　環 境 濕 度 ：50 %

Frequency MHz	Correct Factor dB	Reading Level dBμV	Measurement Level dBμV	Margin dB	Limit dBμV
LINE 2					
準尖峰值					
0.152	9.602	34.960	44.561	-21.382	65.943
0.438	9.618	16.558	26.176	-31.595	57.771
2.245	9.663	11.110	20.773	-35.227	56.000
3.613	9.706	20.167	29.873	-26.127	56.000
9.852	9.839	11.038	20.877	-39.123	60.000
24.576	10.050	15.355	25.405	-34.595	60.000
平均值					
0.152	9.602	19.107	28.709	-27.234	55.943
0.438	9.618	8.974	18.592	-29.179	47.771
2.245	9.663	6.303	15.965	-30.035	46.000
3.613	9.706	11.459	21.165	-24.835	46.000
9.852	9.839	5.694	15.533	-34.467	50.000
24.576	10.050	14.189	24.239	-25.761	50.000

備 註 ：

1. 所有之讀值為準尖峰值及平均值。
2. “　“意指量測數據中最高量測值。
3. Measurement Level = Reading Level + Correct Factor。
4. 上表以外之頻率，測試值與限度值相比較之下，因其值太低而未列於上表內。

LINE 1

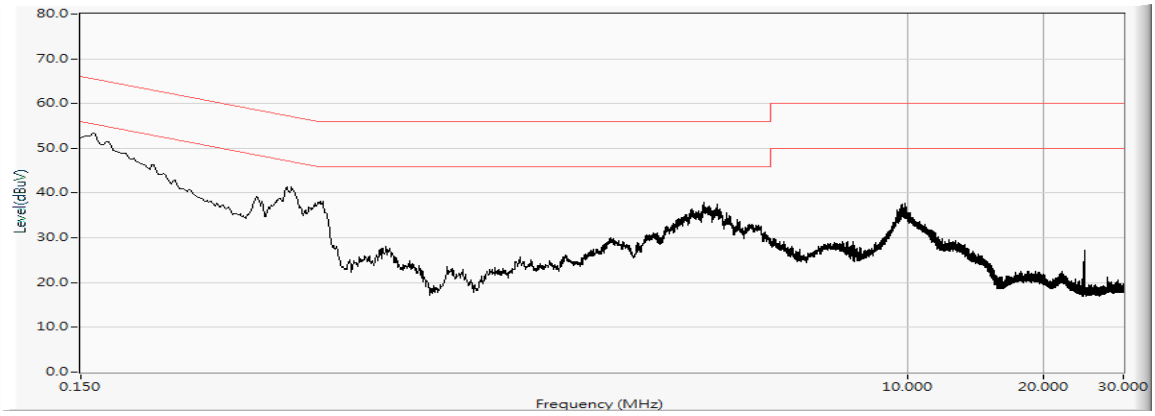
80.0
70.0
60.0
50.0
40.0
30.0
20.0
10.0
0.0
Level(dBuV)
0.150
10.000
20.000
30.000
Frequency (MHz)

LINE 2

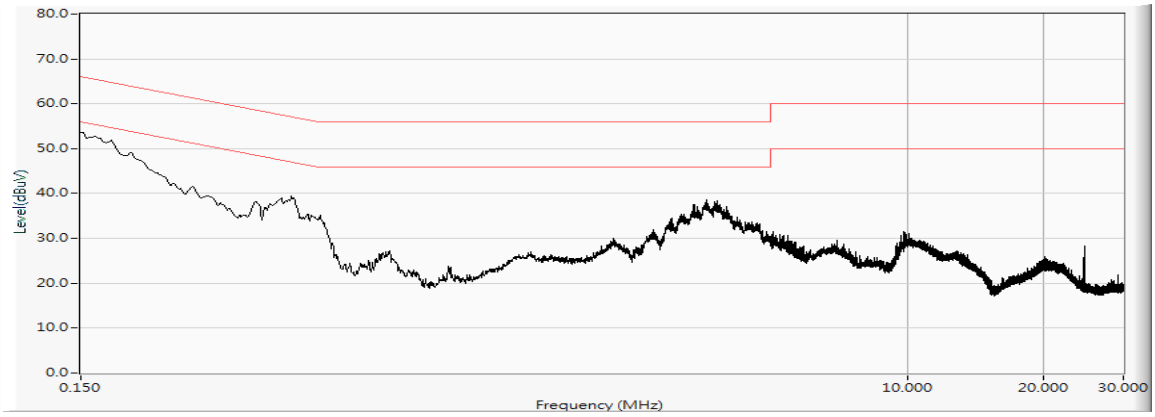
80.0
70.0
60.0
50.0
40.0
30.0
20.0
10.0
0.0
Level(dBuV)
0.150
10.000
20.000
30.000
Frequency (MHz)

待測物名稱：Intel® Wi-Fi 6 AX200

待測物型號：AX200D2WL　　測 試 模 式 ：Mode 1: SISO A: 發射器 802.11ax-160BW

測試頻道 ：CH 114 (5570MHz)　　試 驗 端 點 ：Line 1

6 dB 頻寬：10 kHz　　視 頻 頻 寬 ：10 kHz

檢 測 器 ：準尖峰值 & 平均值　　環 境 溫 度 ：23 ℃

測試日期：107 年 12 月 24 日　　環 境 濕 度 ：50 %

Frequency MHz	Correct Factor dB	Reading Level dBμV	Measurement Level dBμV	Margin dB	Limit dBμV
LINE 1					
準尖峰值					
0.150	9.561	35.667	45.228	-20.772	66.000
0.494	9.579	24.902	34.481	-21.690	56.171
1.442	9.580	17.884	27.464	-28.536	56.000
3.322	9.593	19.174	28.767	-27.233	56.000
10.129	9.651	19.234	28.885	-31.115	60.000
24.576	9.690	20.261	29.951	-30.049	60.000
平均值					
0.150	9.561	23.329	32.890	-23.110	56.000
0.494	9.579	19.588	29.167	-17.004	46.171
1.442	9.580	13.376	22.956	-23.044	46.000
3.322	9.593	11.668	21.261	-24.739	46.000
10.129	9.651	14.979	24.630	-25.370	50.000
24.576	9.690	19.332	29.022	-20.978	50.000

備 註 ：

1. 所有之讀值為準尖峰值及平均值。
2. “　“意指量測數據中最高量測值。
3. Measurement Level = Reading Level + Correct Factor。
4. 上表以外之頻率，測試值與限度值相比較之下，因其值太低而未列於上表內。

待測物名稱：Intel® Wi-Fi 6 AX200

待測物型號：AX200D2WL　　測 試 模 式 ：Mode 1: SISO A: 發射器 802.11ax-160BW

測 試 頻 道 ：CH 114 (5570MHz)　　試 驗 端 點 ：Line 2

6 dB 頻寬：10 kHz　　視 頻 頻 寬 ：10 kHz

檢 測 器 ：準尖峰值 & 平均值　　環 境 溫 度 ：23 ℃

測 試 日 期 ：107 年 12 月 24 日　　環 境 濕 度 ：50 %

Frequency MHz	Correct Factor dB	Reading Level dBμV	Measurement Level dBμV	Margin dB	Limit dBμV
LINE 2					
準尖峰值					
0.152	10.671	35.341	46.012	-19.931	65.943
0.499	9.867	27.211	37.078	-18.951	56.029
1.500	9.729	17.912	27.641	-28.359	56.000
3.358	9.687	21.004	30.691	-25.309	56.000
10.331	9.683	12.401	22.084	-37.916	60.000
24.576	9.788	20.474	30.262	-29.738	60.000
平均值					
0.152	10.671	23.498	34.169	-21.774	55.943
0.499	9.867	21.141	31.008	-15.021	46.029
1.500	9.729	13.901	23.630	-22.370	46.000
3.358	9.687	13.016	22.703	-23.297	46.000
10.331	9.683	8.276	17.959	-32.041	50.000
24.576	9.788	19.564	29.352	-20.648	50.000

備 註 ：

1. 所有之讀值為準尖峰值及平均值。
2. “　“意指量測數據中最高量測值。
3. Measurement Level = Reading Level + Correct Factor。
4. 上表以外之頻率，測試值與限度值相比較之下，因其值太低而未列於上表內。

LINE 1

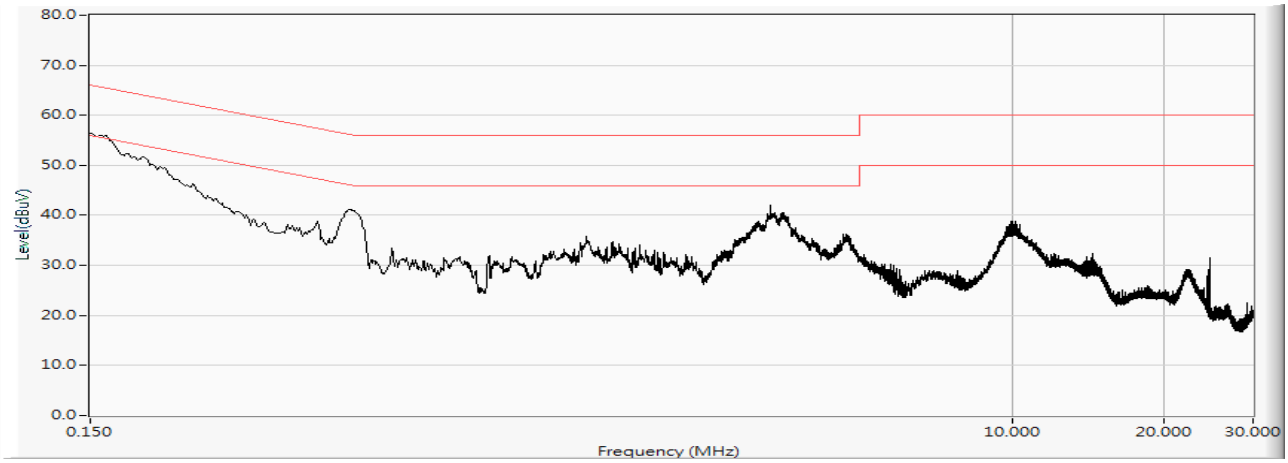
80.0
70.0
60.0
50.0
40.0
30.0
20.0
10.0
0.0
Level(dBuV)
0.150
10.000
20.000
30.000
Frequency (MHz)

LINE 2

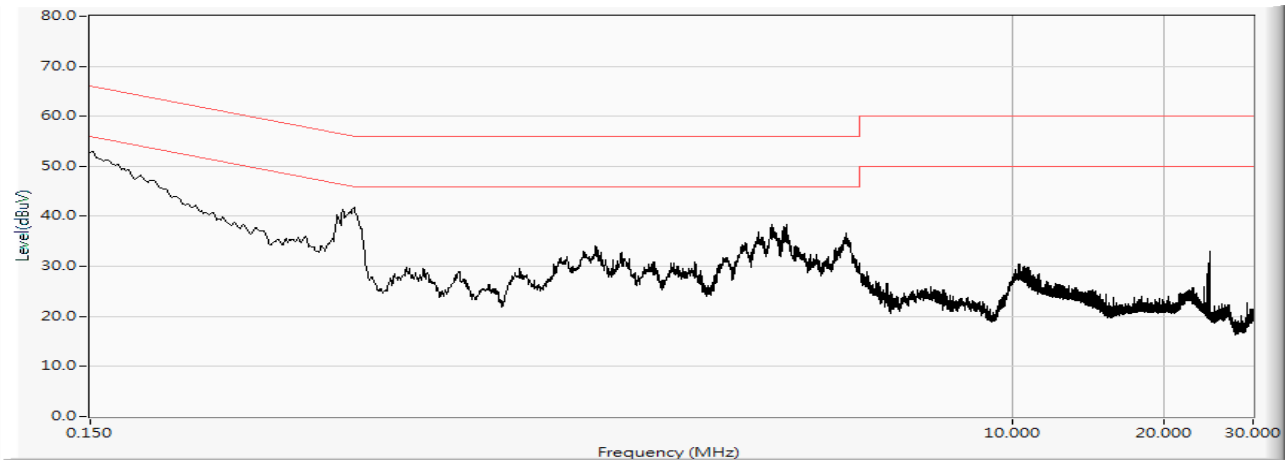
80.0
70.0
60.0
50.0
40.0
30.0
20.0
10.0
0.0
Level(dBuV)
0.150
10.000
20.000
30.000
Frequency (MHz)

待測物名稱：Intel® Wi-Fi 6 AX200
待測物型號：AX200D2WL　　測試模式：Mode 2: SISO B: 發射器 802.11ax-160BW
測試頻道：CH 50 (5250MHz)　　試驗端點：Line 1
6 dB 頻寬：10 kHz　　視頻頻寬：10 kHz
檢測器：準尖峰值 & 平均值　　環境溫度：23 ℃
測試日期：107 年 12 月 24 日　　環境濕度：50 %

Frequency MHz	Correct Factor dB	Reading Level dBμV	Measurement Level dBμV	Margin dB	Limit dBμV
LINE 1					
準尖峰值					
0.152	9.611	35.076	44.687	-21.256	65.943
0.505	9.630	22.108	31.737	-24.263	56.000
0.647	9.630	8.165	17.795	-38.205	56.000
1.750	9.656	7.804	17.460	-38.540	56.000
3.547	9.705	16.492	26.197	-29.803	56.000
9.866	9.839	19.495	29.334	-30.666	60.000
平均值					
0.152	9.611	18.181	27.792	-28.151	55.943
0.505	9.630	16.348	25.978	-20.022	46.000
0.647	9.630	3.147	12.777	-33.223	46.000
1.750	9.656	2.878	12.534	-33.466	46.000
3.547	9.705	7.554	17.259	-28.741	46.000
9.866	9.839	14.416	24.255	-25.745	50.000

備註：

1. 所有之讀值為準尖峰值及平均值。
2. “　“意指量測數據中最高量測值。
3. Measurement Level = Reading Level + Correct Factor。
4. 上表以外之頻率，測試值與限度值相比較之下，因其值太低而未列於上表內。

待測物名稱：Intel® Wi-Fi 6 AX200
待測物型號：AX200D2WL　　測試模式：Mode 2: SISO B: 發射器 802.11ax-160BW
測試頻道：CH 50 (5250MHz)　　試驗端點：Line 2
6 dB 頻寬：10 kHz　　視頻頻寬：10 kHz
檢測器：準尖峰值 & 平均值　　環境溫度：23 ℃
測試日期：107 年 12 月 24 日　　環境濕度：50 %

Frequency MHz	Correct Factor dB	Reading Level dBμV	Measurement Level dBμV	Margin dB	Limit dBμV
LINE 2					
準尖峰值					
0.152	9.602	34.687	44.289	-21.654	65.943
0.510	9.621	18.012	27.633	-28.367	56.000
2.256	9.663	11.631	21.294	-34.706	56.000
3.358	9.694	18.014	27.708	-28.292	56.000
10.014	9.840	11.394	21.234	-38.766	60.000
24.576	10.050	15.835	25.885	-34.115	60.000
平均值					
0.152	9.602	18.211	27.812	-28.131	55.943
0.510	9.621	12.928	22.549	-23.451	46.000
2.256	9.663	6.551	16.214	-29.786	46.000
3.358	9.694	9.722	19.416	-26.584	46.000
10.014	9.840	7.028	16.868	-33.132	50.000
24.576	10.050	14.487	24.537	-25.463	50.000

備註：

1. 所有之讀值為準尖峰值及平均值。
2. “　“意指量測數據中最高量測值。
3. Measurement Level = Reading Level + Correct Factor。
4. 上表以外之頻率，測試值與限度值相比較之下，因其值太低而未列於上表內。

LINE 1

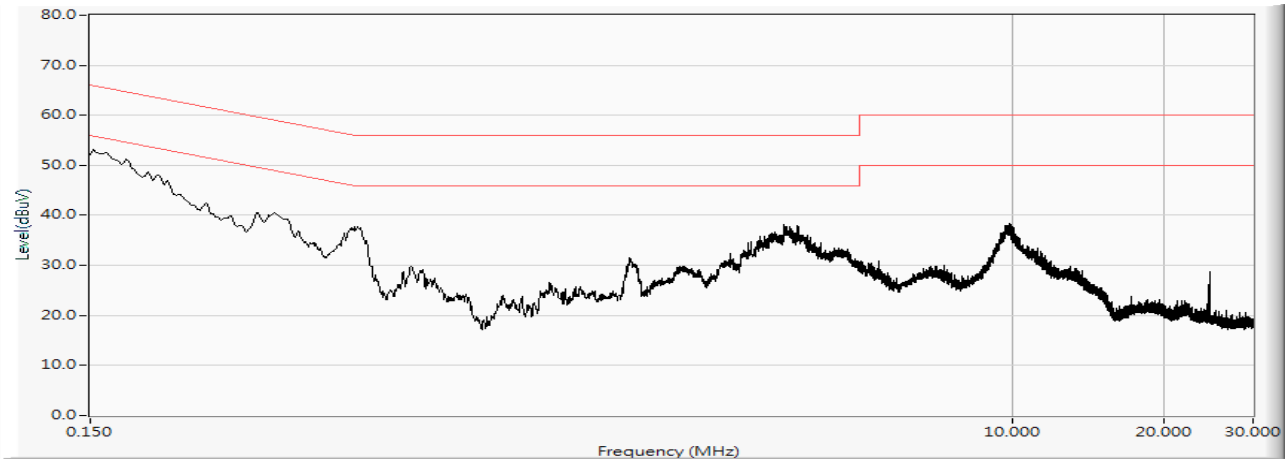
80.0
70.0
60.0
50.0
40.0
30.0
20.0
10.0
0.0
Level(dBuV)
0.150
10.000
20.000
30.000
Frequency (MHz)

LINE 2

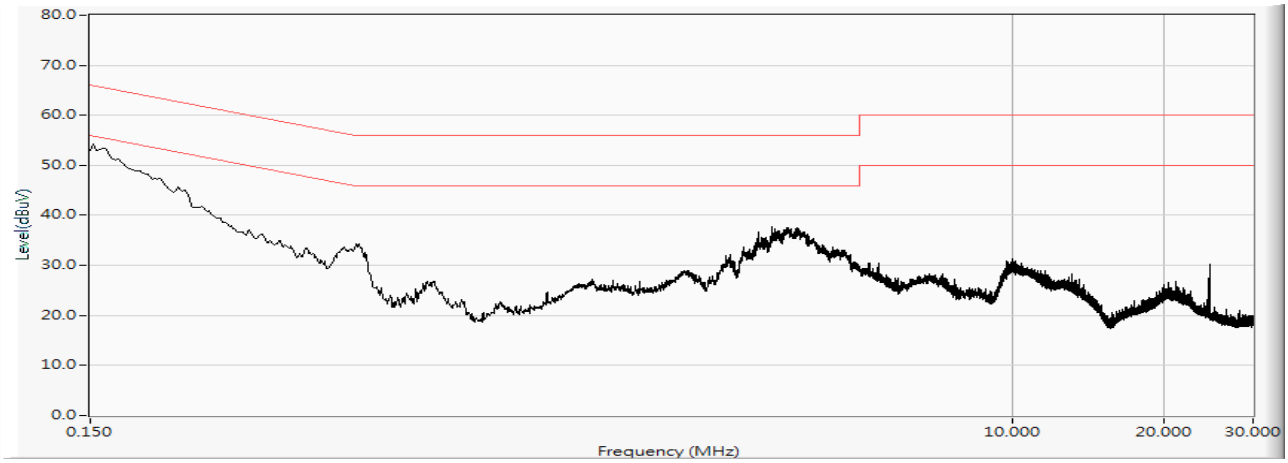
80.0
70.0
60.0
50.0
40.0
30.0
20.0
10.0
0.0
Level(dBuV)
0.150
10.000
20.000
30.000
Frequency (MHz)

待測物名稱：Intel® Wi-Fi 6 AX200

待測物型號：AX200D2WL　　測 試 模 式 ：Mode 2: SISO B: 發射器 802.11ax-160BW

測試頻道 ： CH 114 (5570MHz)　　試驗端點 ：Line 1

6 dB 頻寬：10 kHz　　視頻頻寬 ：10 kHz

檢 測 器 ：準尖峰值 & 平均值　　環境溫度 ：23 ℃

測試日期：107 年 12 月 24 日　　環境濕度 ：50 %

Frequency MHz	Correct Factor dB	Reading Level dBμV	Measurement Level dBμV	Margin dB	Limit dBμV
LINE 1					
準尖峰值					
0.186	9.560	30.031	39.591	-25.380	64.971
0.505	9.580	23.163	32.743	-23.257	56.000
1.435	9.580	17.756	27.336	-28.664	56.000
3.419	9.594	20.316	29.910	-26.090	56.000
9.881	9.649	18.151	27.800	-32.200	60.000
24.576	9.690	19.967	29.657	-30.343	60.000
平均值					
0.186	9.560	16.455	26.015	-28.956	54.971
0.505	9.580	18.825	28.404	-17.596	46.000
1.435	9.580	13.381	22.961	-23.039	46.000
3.419	9.594	12.236	21.830	-24.170	46.000
9.881	9.649	14.162	23.811	-26.189	50.000
24.576	9.690	19.134	28.824	-21.176	50.000

備 註 ：

1. 所有之讀值為準尖峰值及平均值。
2. “　“意指量測數據中最高量測值。
3. Measurement Level = Reading Level + Correct Factor。
4. 上表以外之頻率，測試值與限度值相比較之下，因其值太低而未列於上表內。

待測物名稱：Intel® Wi-Fi 6 AX200

待測物型號：AX200D2WL　　測試模式：Mode 2: SISO B: 發射器 802.11ax-160BW

測試頻道：CH 114 (5570MHz)　　試驗端點：Line 2

6 dB 頻寬：10 kHz　　視頻頻寬：10 kHz

檢測器：準尖峰值 & 平均值　　環境溫度：23 ℃

測試日期：107 年 12 月 24 日　　環境濕度：50 %

Frequency MHz	Correct Factor dB	Reading Level dBμV	Measurement Level dBμV	Margin dB	Limit dBμV
LINE 2					
準尖峰值					
0.161	9.861	34.279	44.139	-21.547	65.686
0.501	9.867	26.935	36.801	-19.199	56.000
1.433	9.731	18.294	28.025	-27.975	56.000
3.327	9.687	20.487	30.175	-25.825	56.000
10.383	9.684	11.959	21.643	-38.357	60.000
24.576	9.788	20.408	30.196	-29.804	60.000
平均值					
0.161	9.861	23.371	33.232	-22.454	55.686
0.501	9.867	21.138	31.005	-14.995	46.000
1.433	9.731	14.185	23.915	-22.085	46.000
3.327	9.687	11.595	21.282	-24.718	46.000
10.383	9.684	6.997	16.681	-33.319	50.000
24.576	9.788	19.539	29.327	-20.673	50.000

備註：

1. 所有之讀值為準尖峰值及平均值。
2. “　“意指量測數據中最高量測值。
3. Measurement Level = Reading Level + Correct Factor。
4. 上表以外之頻率，測試值與限度值相比較之下，因其值太低而未列於上表內。

LINE 1

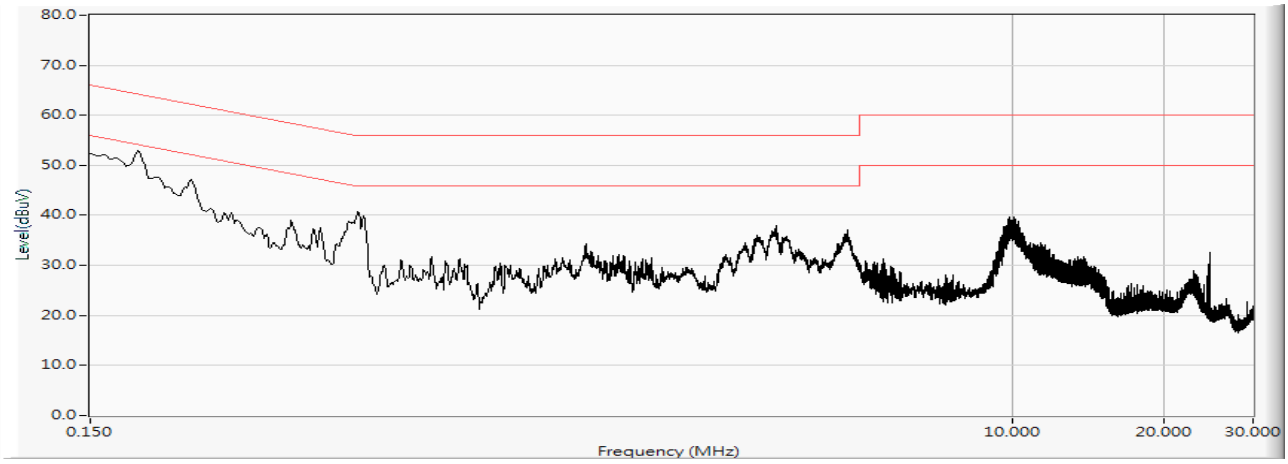
80.0
70.0
60.0
50.0
40.0
30.0
20.0
10.0
0.0
Level(dBuV)
0.150
10.000
20.000
30.000
Frequency (MHz)

LINE 2

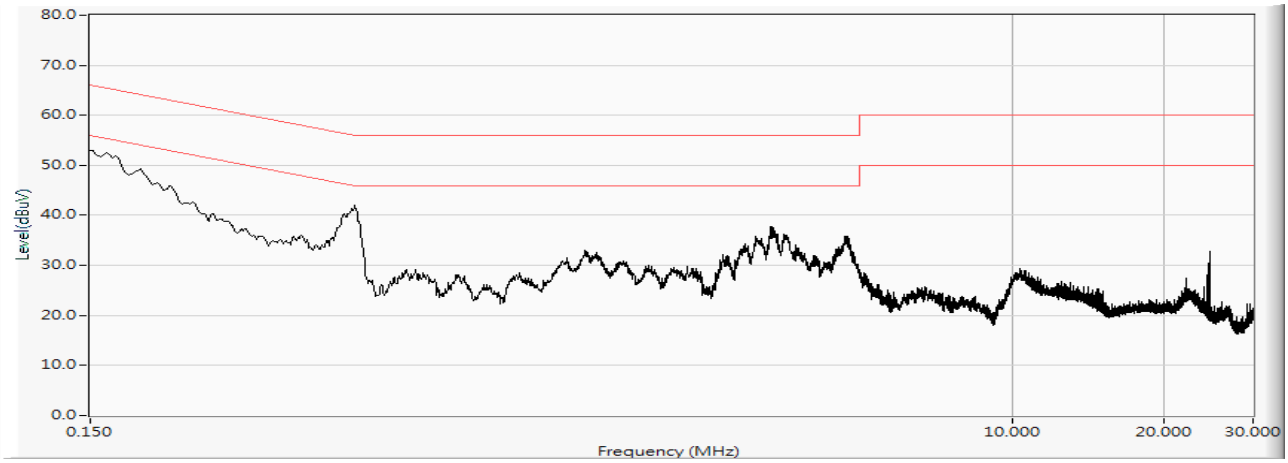
80.0
70.0
60.0
50.0
40.0
30.0
20.0
10.0
0.0
Level(dBuV)
0.150
10.000
20.000
30.000
Frequency (MHz)

待測物名稱：Intel® Wi-Fi 6 AX200

待測物型號：AX200D2WL　　測 試 模 式 ：Mode 3: MIMO: 發射器 802.11ax-160BW

測 試 頻 道 ： CH 50 (5250MHz)　　試 驗 端 點 ： Line 1

6 dB 頻寬： 10 kHz　　視 頻 頻 寬 ： 10 kHz

檢 測 器 ：準尖峰值 & 平均值　　環 境 溫 度 ：23 ℃

測 試 日 期 ：107 年 12 月 24 日　　環 境 濕 度 ：50 %

Frequency MHz	Correct Factor dB	Reading Level dBμV	Measurement Level dBμV	Margin dB	Limit dBμV
LINE 1					
準尖峰值					
0.150	9.611	34.848	44.460	-21.540	66.000
0.505	9.630	22.252	31.882	-24.118	56.000
2.245	9.663	13.284	22.946	-33.054	56.000
3.867	9.709	17.426	27.134	-28.866	56.000
9.771	9.838	18.505	28.343	-31.657	60.000
24.576	10.010	12.536	22.546	-37.454	60.000
平均值					
0.150	9.611	20.568	30.179	-25.821	56.000
0.505	9.630	15.962	25.591	-20.409	46.000
2.245	9.663	8.094	17.756	-28.244	46.000
3.867	9.709	11.039	20.747	-25.253	46.000
9.771	9.838	13.961	23.800	-26.200	50.000
24.576	10.010	11.788	21.798	-28.202	50.000

備 註 ：

1. 所有之讀值為準尖峰值及平均值。
2. “　“意指量測數據中最高量測值。
3. Measurement Level = Reading Level + Correct Factor。
4. 上表以外之頻率，測試值與限度值相比較之下，因其值太低而未列於上表內。

待測物名稱：Intel® Wi-Fi 6 AX200

待測物型號：AX200D2WL　　測試模式：Mode 3: MIMO: 發射器 802.11ax-160BW

測試頻道：CH 50 (5250MHz)　　試驗端點：Line 2

6 dB 頻寬：10 kHz　　視頻頻寬：10 kHz

檢測器：準尖峰值 & 平均值　　環境溫度：23 ℃

測試日期：107 年 12 月 24 日　　環境濕度：50 %

Frequency MHz	Correct Factor dB	Reading Level dBμV	Measurement Level dBμV	Margin dB	Limit dBμV
LINE 2					
準尖峰值					
0.152	9.602	34.506	44.108	-21.835	65.943
0.472	9.619	16.109	25.728	-31.072	56.800
0.503	9.620	18.881	28.502	-27.498	56.000
3.599	9.706	20.597	30.303	-25.697	56.000
9.848	9.839	11.199	21.038	-38.962	60.000
24.576	10.050	12.267	22.317	-37.683	60.000
平均值					
0.152	9.602	17.884	27.486	-28.457	55.943
0.472	9.619	9.908	19.528	-27.272	46.800
0.503	9.620	13.787	23.408	-22.592	46.000
3.599	9.706	10.828	20.534	-25.466	46.000
9.848	9.839	5.883	15.722	-34.278	50.000
24.576	10.050	11.299	21.349	-28.651	50.000

備註：

1. 所有之讀值為準尖峰值及平均值。
2. “　“意指量測數據中最高量測值。
3. Measurement Level = Reading Level + Correct Factor。
4. 上表以外之頻率，測試值與限度值相比較之下，因其值太低而未列於上表內。

LINE 1

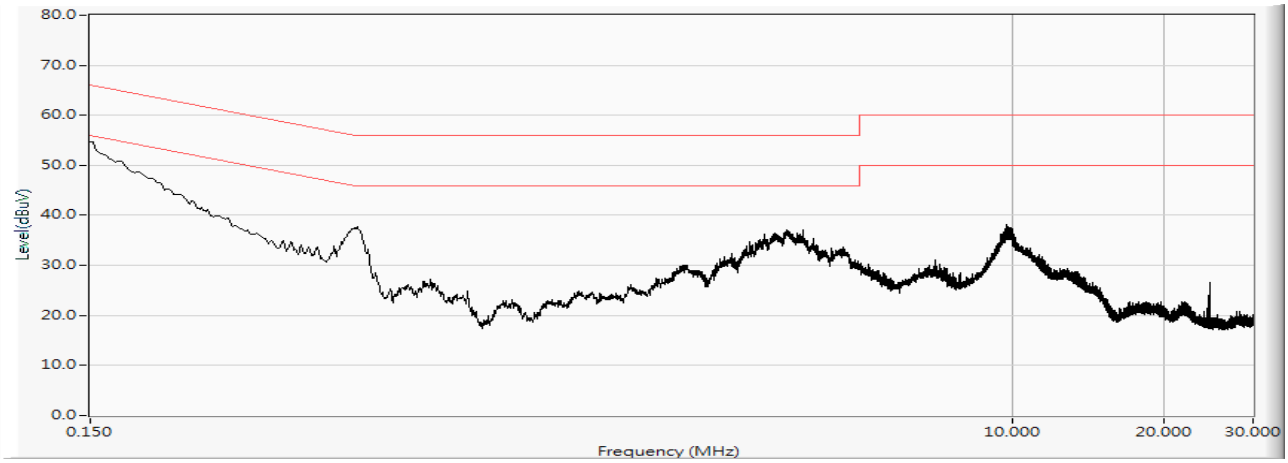
80.0
70.0
60.0
50.0
40.0
30.0
20.0
10.0
0.0
Level(dBuV)
0.150
10.000
20.000
30.000
Frequency (MHz)

LINE 2

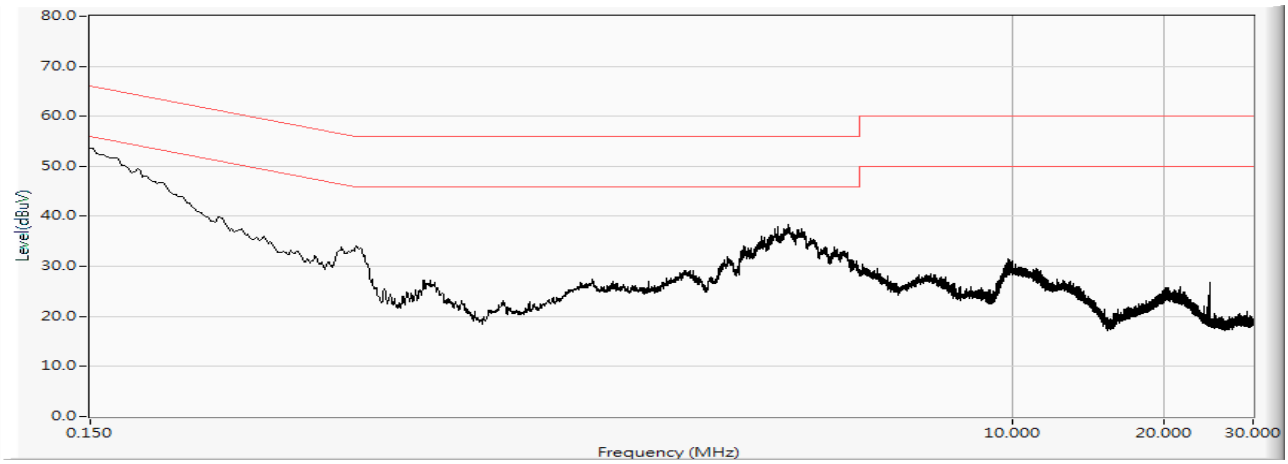
80.0
70.0
60.0
50.0
40.0
30.0
20.0
10.0
0.0
Level(dBuV)
0.150
10.000
20.000
30.000
Frequency (MHz)

待測物名稱：Intel® Wi-Fi 6 AX200

待測物型號：AX200D2WL　　測 試 模 式 ：Mode 3: MIMO: 發射器 802.11ax-160BW

測試頻道 ：CH 114 (5570MHz)　　試驗端點 ：Line 1

6 dB 頻寬：10 kHz　　視頻頻寬 ：10 kHz

檢 測 器 ：準尖峰值 & 平均值　　環境溫度 ：23 ℃

測試日期：107 年 12 月 24 日　　環境濕度 ：50 %

Frequency MHz	Correct Factor dB	Reading Level dBμV	Measurement Level dBμV	Margin dB	Limit dBμV
LINE 1					
準尖峰值					
0.152	9.561	35.191	44.752	-21.191	65.943
0.505	9.580	23.392	32.971	-23.029	56.000
1.450	9.580	16.995	26.575	-29.425	56.000
3.356	9.594	20.696	30.290	-25.710	56.000
9.985	9.650	18.866	28.516	-31.484	60.000
24.576	9.690	24.142	33.832	-26.168	60.000
平均值					
0.152	9.561	22.757	32.318	-23.625	55.943
0.505	9.580	18.563	28.142	-17.858	46.000
1.450	9.580	12.892	22.472	-23.528	46.000
3.356	9.594	12.936	22.530	-23.470	46.000
9.985	9.650	14.821	24.471	-25.529	50.000
24.576	9.690	23.536	33.226	-16.774	50.000

備 註 ：

1. 所有之讀值為準尖峰值及平均值。
2. “　“意指量測數據中最高量測值。
3. Measurement Level = Reading Level + Correct Factor。
4. 上表以外之頻率，測試值與限度值相比較之下，因其值太低而未列於上表內。

待測物名稱：Intel® Wi-Fi 6 AX200

待測物型號：AX200D2WL　　測試模式：Mode 3: MIMO: 發射器 802.11ax-160BW

測試頻道：CH 114 (5570MHz)　　試驗端點：Line 2

6 dB 頻寬：10 kHz　　視頻頻寬：10 kHz

檢測器：準尖峰值 & 平均值　　環境溫度：23 ℃

測試日期：107 年 12 月 24 日　　環境濕度：50 %

Frequency MHz	Correct Factor dB	Reading Level dBμV	Measurement Level dBμV	Margin dB	Limit dBμV
LINE 2					
準尖峰值					
0.157	10.125	34.584	44.709	-21.091	65.800
0.494	9.867	27.124	36.991	-19.180	56.171
1.433	9.731	17.988	27.719	-28.281	56.000
3.358	9.687	21.161	30.848	-25.152	56.000
10.480	9.685	11.636	21.321	-38.679	60.000
24.576	9.788	24.418	34.206	-25.794	60.000
平均值					
0.157	10.125	22.072	32.197	-23.603	55.800
0.494	9.867	20.717	30.584	-15.587	46.171
1.433	9.731	14.301	24.031	-21.969	46.000
3.358	9.687	13.068	22.755	-23.245	46.000
10.480	9.685	7.660	17.345	-32.655	50.000
24.576	9.788	23.876	33.664	-16.336	50.000

備註：

1. 所有之讀值為準尖峰值及平均值。
2. “　“意指量測數據中最高量測值。
3. Measurement Level = Reading Level + Correct Factor。
4. 上表以外之頻率，測試值與限度值相比較之下，因其值太低而未列於上表內。

LINE 1

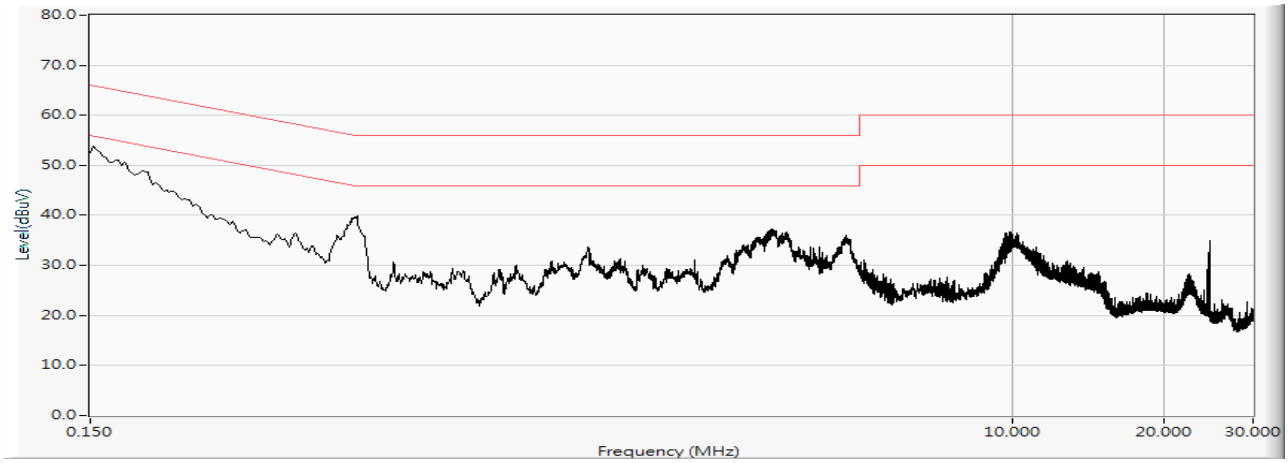
80.0
70.0
60.0
50.0
40.0
30.0
20.0
10.0
0.0
Level(dBuV)
0.150
10.000
20.000
30.000
Frequency (MHz)

LINE 2

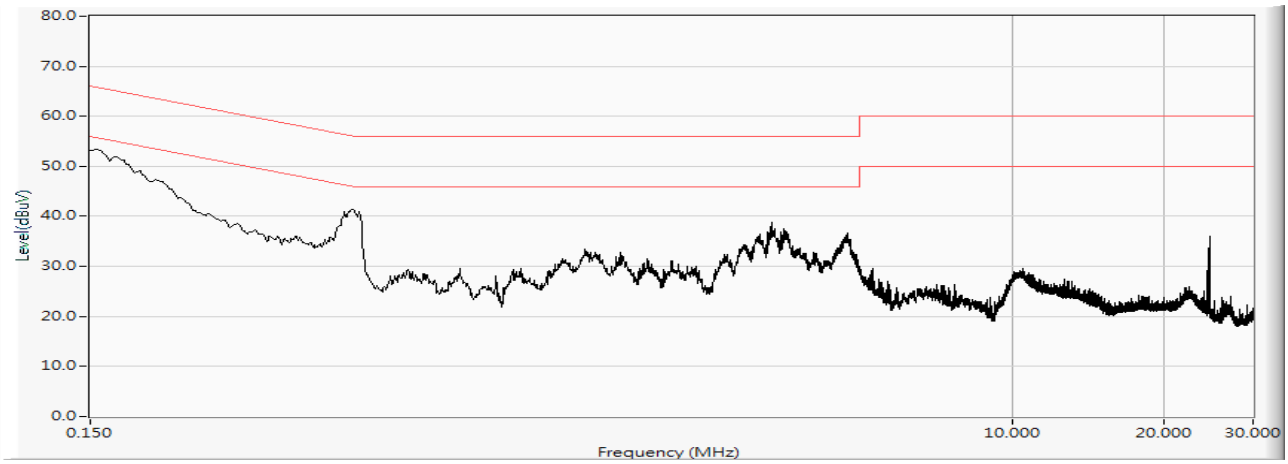
80.0
70.0
60.0
50.0
40.0
30.0
20.0
10.0
0.0
Level(dBuV)
0.150
10.000
20.000
30.000
Frequency (MHz)

待測物名稱：Intel® Wi-Fi 6 AX200

待測物型號：AX200D2WL　　測 試 模 式 ：Mode 4: SISO A: 接收器 802.11ax-160BW

測 試 頻 道 ：CH 50 (5250MHz)　　試 驗 端 點 ：Line 1

6 dB 頻寬：10 kHz　　視 頻 頻 寬 ：10 kHz

檢 測 器 ：準尖峰值 & 平均值　　環 境 溫 度 ：23 ℃

測 試 日 期 ：107 年 12 月 24 日　　環 境 濕 度 ：50 %

Frequency MHz	Correct Factor dB	Reading Level dBμV	Measurement Level dBμV	Margin dB	Limit dBμV
LINE 1					
準尖峰值					
0.150	9.611	36.134	45.745	-20.255	66.000
0.445	9.626	15.495	25.121	-32.450	57.571
0.510	9.630	21.847	31.477	-24.523	56.000
3.647	9.706	18.022	27.729	-28.271	56.000
9.883	9.839	19.084	28.923	-31.077	60.000
24.576	10.010	16.344	26.354	-33.646	60.000
平均值					
0.150	9.611	18.910	28.521	-27.479	56.000
0.445	9.626	9.522	19.148	-28.423	47.571
0.510	9.630	15.488	25.118	-20.882	46.000
3.647	9.706	11.013	20.720	-25.280	46.000
9.883	9.839	14.470	24.309	-25.691	50.000
24.576	10.010	15.111	25.121	-24.879	50.000

備 註 ：

1. 所有之讀值為準尖峰值及平均值。
2. “ “意指量測數據中最高量測值。
3. Measurement Level = Reading Level + Correct Factor。
4. 上表以外之頻率，測試值與限度值相比較之下，因其值太低而未列於上表內。

待測物名稱：Intel® Wi-Fi 6 AX200

待測物型號：AX200D2WL　　測試模式：Mode 4: SISO A: 接收器 802.11ax-160BW

測試頻道：CH 50 (5250MHz)　　試驗端點：Line 2

6 dB 頻寬：10 kHz　　視頻頻寬：10 kHz

檢測器：準尖峰值 & 平均值　　環境溫度：23 ℃

測試日期：107 年 12 月 24 日　　環境濕度：50 %

Frequency MHz	Correct Factor dB	Reading Level dBμV	Measurement Level dBμV	Margin dB	Limit dBμV
LINE 2					
準尖峰值					
0.152	9.602	34.712	44.313	-21.630	65.943
0.436	9.618	16.349	25.968	-31.861	57.829
0.719	9.630	11.909	21.539	-34.461	56.000
3.766	9.708	18.638	28.346	-27.654	56.000
9.861	9.839	11.045	20.884	-39.116	60.000
24.576	10.050	16.159	26.209	-33.791	60.000
平均值					
0.152	9.602	21.494	31.096	-24.847	55.943
0.436	9.618	9.200	18.818	-29.011	47.829
0.719	9.630	7.048	16.678	-29.322	46.000
3.766	9.708	8.593	18.301	-27.699	46.000
9.861	9.839	5.766	15.605	-34.395	50.000
24.576	10.050	14.711	24.761	-25.239	50.000

備註：

1. 所有之讀值為準尖峰值及平均值。
2. “　“意指量測數據中最高量測值。
3. Measurement Level = Reading Level + Correct Factor。
4. 上表以外之頻率，測試值與限度值相比較之下，因其值太低而未列於上表內。

LINE 1

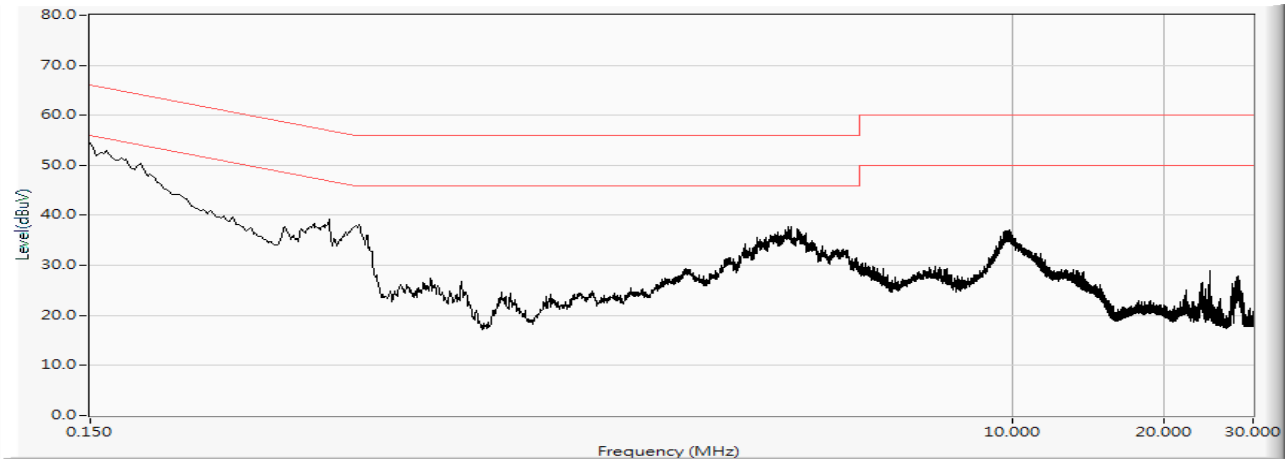
80.0
70.0
60.0
50.0
40.0
30.0
20.0
10.0
0.0
Level(dBuV)
0.150
10.000
20.000
30.000
Frequency (MHz)

LINE 2

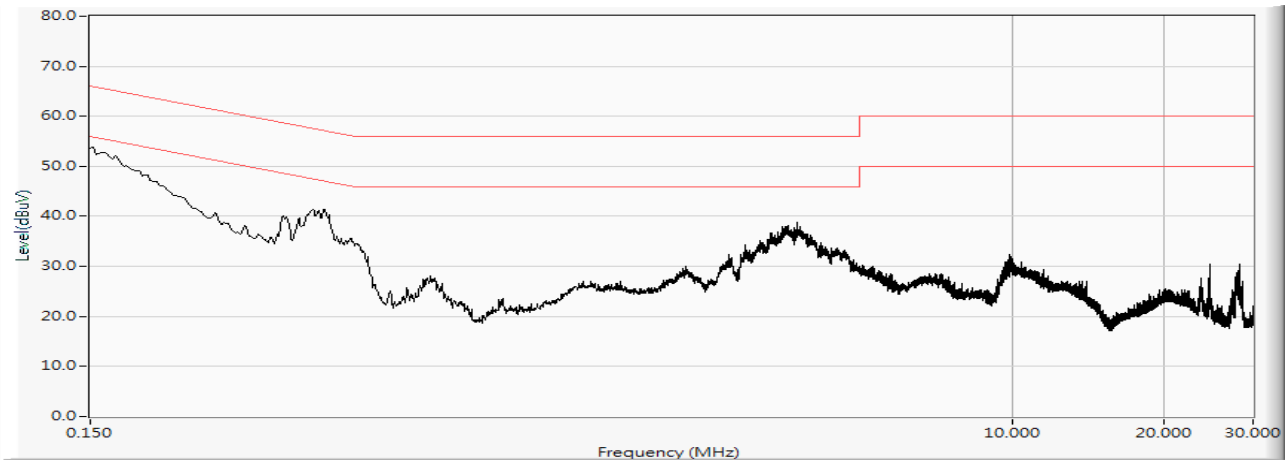
80.0
70.0
60.0
50.0
40.0
30.0
20.0
10.0
0.0
Level(dBuV)
0.150
10.000
20.000
30.000
Frequency (MHz)

待測物名稱：Intel® Wi-Fi 6 AX200

待測物型號：AX200D2WL　　測 試 模 式 ：Mode 4: SISO A: 接收器 802.11ax-160BW

測試頻道 ：CH 114 (5570MHz)　　試驗端點 ：Line 1

6 dB 頻寬：10 kHz　　視頻頻寬 ：10 kHz

檢 測 器 ：準尖峰值 & 平均值　　環境溫度 ：23 ℃

測試日期：107 年 12 月 24 日　　環境濕度 ：50 %

Frequency MHz	Correct Factor dB	Reading Level dBμV	Measurement Level dBμV	Margin dB	Limit dBμV
LINE 1					
準尖峰值					
0.159	9.560	34.454	44.014	-21.729	65.743
0.496	9.579	25.092	34.671	-21.443	56.114
1.439	9.580	17.975	27.555	-28.445	56.000
3.419	9.594	20.644	30.238	-25.762	56.000
10.124	9.651	19.198	28.849	-31.151	60.000
24.576	9.690	20.101	29.791	-30.209	60.000
平均值					
0.159	9.560	22.256	31.816	-23.927	55.743
0.496	9.579	20.371	29.950	-16.164	46.114
1.439	9.580	13.420	23.000	-23.000	46.000
3.419	9.594	12.204	21.798	-24.202	46.000
10.124	9.651	14.916	24.567	-25.433	50.000
24.576	9.690	19.207	28.897	-21.103	50.000

備 註 ：

1. 所有之讀值為準尖峰值及平均值。
2. “　“意指量測數據中最高量測值。
3. Measurement Level = Reading Level + Correct Factor。
4. 上表以外之頻率，測試值與限度值相比較之下，因其值太低而未列於上表內。

待測物名稱：Intel® Wi-Fi 6 AX200
待測物型號：AX200D2WL　　測試模式：Mode 4: SISO A: 接收器 802.11ax-160BW
測試頻道：CH 114 (5570MHz)　　試驗端點：Line 2
6 dB 頻寬：10 kHz　　視頻頻寬：10 kHz
檢測器：準尖峰值 & 平均值　　環境溫度：23 ℃
測試日期：107 年 12 月 24 日　　環境濕度：50 %

Frequency MHz	Correct Factor dB	Reading Level dBμV	Measurement Level dBμV	Margin dB	Limit dBμV
LINE 2					
準尖峰值					
0.150	10.944	35.897	46.841	-19.159	66.000
0.485	9.867	25.699	35.566	-20.863	56.429
1.433	9.731	18.242	27.972	-28.028	56.000
3.370	9.687	21.694	31.381	-24.619	56.000
10.358	9.684	12.295	21.979	-38.021	60.000
24.576	9.788	20.323	30.111	-29.889	60.000
平均值					
0.150	10.944	22.818	33.762	-22.238	56.000
0.485	9.867	19.572	29.439	-16.990	46.429
1.433	9.731	14.208	23.939	-22.061	46.000
3.370	9.687	13.434	23.121	-22.879	46.000
10.358	9.684	7.528	17.212	-32.788	50.000
24.576	9.788	19.482	29.270	-20.730	50.000

備註：

1. 所有之讀值為準尖峰值及平均值。
2. “　“意指量測數據中最高量測值。
3. Measurement Level = Reading Level + Correct Factor。
4. 上表以外之頻率，測試值與限度值相比較之下，因其值太低而未列於上表內。

LINE 1

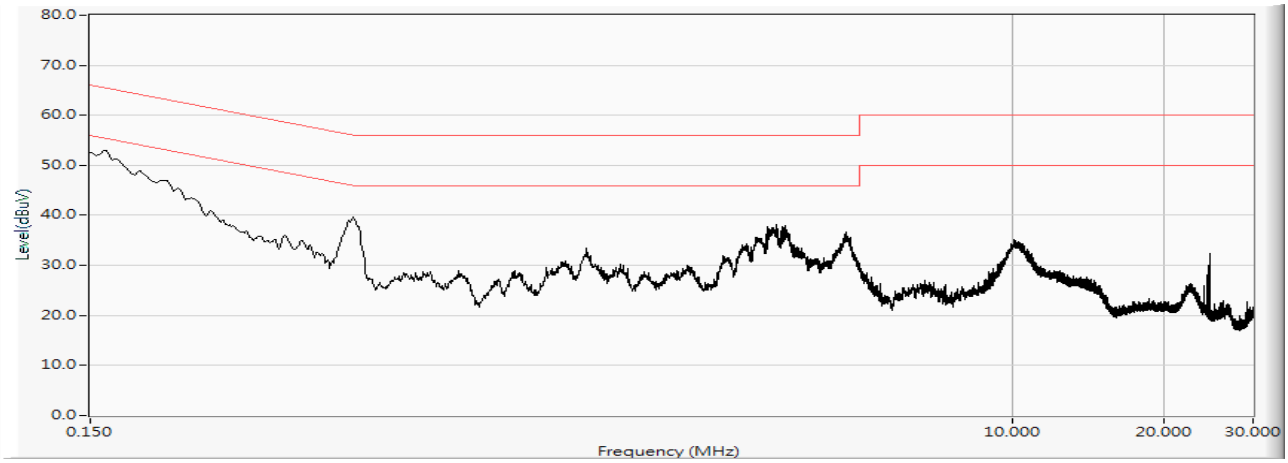
80.0
70.0
60.0
50.0
40.0
30.0
20.0
10.0
0.0
Level(dBuV)
0.150
10.000
20.000
30.000
Frequency (MHz)

LINE 2

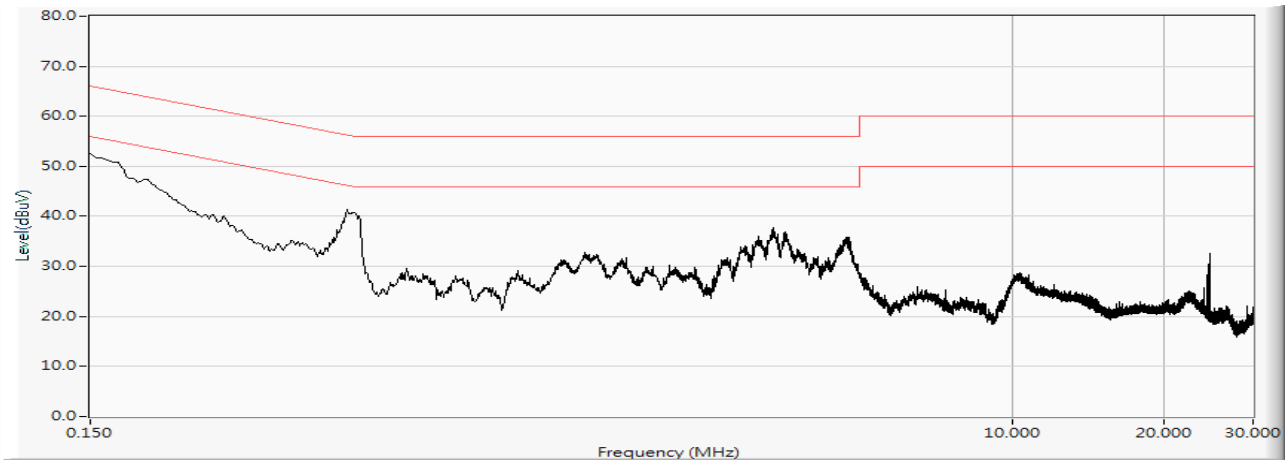
80.0
70.0
60.0
50.0
40.0
30.0
20.0
10.0
0.0
Level(dBuV)
0.150
10.000
20.000
30.000
Frequency (MHz)

待測物名稱：Intel® Wi-Fi 6 AX200

待測物型號：AX200D2WL　　測 試 模 式 ：Mode 5: SISO B: 接收器 802.11ax-160BW

測 試 頻 道 ：CH 50 (5250MHz)　　試 驗 端 點 ：Line 1

6 dB 頻寬：10 kHz　　視 頻 頻 寬 ：10 kHz

檢 測 器 ：準尖峰值 & 平均值　　環 境 溫 度 ：23 ℃

測 試 日 期 ：107 年 12 月 24 日　　環 境 濕 度 ：50 %

Frequency MHz	Correct Factor dB	Reading Level dBμV	Measurement Level dBμV	Margin dB	Limit dBμV
LINE 1					
準尖峰值					
0.152	9.611	34.741	44.352	-21.591	65.943
0.505	9.630	21.902	31.531	-24.469	56.000
1.754	9.657	8.299	17.957	-38.043	56.000
3.635	9.706	19.153	28.859	-27.141	56.000
9.992	9.840	19.221	29.061	-30.939	60.000
24.576	10.010	15.543	25.553	-34.447	60.000
平均值					
0.152	9.611	18.234	27.845	-28.098	55.943
0.505	9.630	16.311	25.941	-20.059	46.000
1.754	9.657	3.328	12.986	-33.014	46.000
3.635	9.706	10.960	20.666	-25.334	46.000
9.992	9.840	14.945	24.785	-25.215	50.000
24.576	10.010	14.286	24.296	-25.704	50.000

備 註 ：

1. 所有之讀值為準尖峰值及平均值。
2. “　“意指量測數據中最高量測值。
3. Measurement Level = Reading Level + Correct Factor。
4. 上表以外之頻率，測試值與限度值相比較之下，因其值太低而未列於上表內。

待測物名稱：Intel® Wi-Fi 6 AX200

待測物型號：AX200D2WL　　測試模式：Mode 5: SISO B: 接收器 802.11ax-160BW

測試頻道：CH 50 (5250MHz)　　試驗端點：Line 2

6 dB 頻寬：10 kHz　　視頻頻寬：10 kHz

檢測器：準尖峰值 & 平均值　　環境溫度：23 ℃

測試日期：107 年 12 月 24 日　　環境濕度：50 %

Frequency MHz	Correct Factor dB	Reading Level dBμV	Measurement Level dBμV	Margin dB	Limit dBμV
LINE 2					
準尖峰值					
0.152	9.602	36.244	45.845	-20.098	65.943
0.357	9.616	15.131	24.746	-35.340	60.086
1.743	9.654	8.366	18.020	-37.980	56.000
3.757	9.708	17.557	27.265	-28.735	56.000
14.005	9.907	5.912	15.819	-44.181	60.000
24.576	10.050	15.667	25.717	-34.283	60.000
平均值					
0.152	9.602	22.327	31.928	-24.015	55.943
0.357	9.616	6.458	16.074	-34.012	50.086
1.743	9.654	4.543	14.197	-31.803	46.000
3.757	9.708	7.504	17.212	-28.788	46.000
14.005	9.907	2.489	12.396	-37.604	50.000
24.576	10.050	14.360	24.410	-25.590	50.000

備註：

1. 所有之讀值為準尖峰值及平均值。
2. “　“意指量測數據中最高量測值。
3. Measurement Level = Reading Level + Correct Factor。
4. 上表以外之頻率，測試值與限度值相比較之下，因其值太低而未列於上表內。

LINE 1

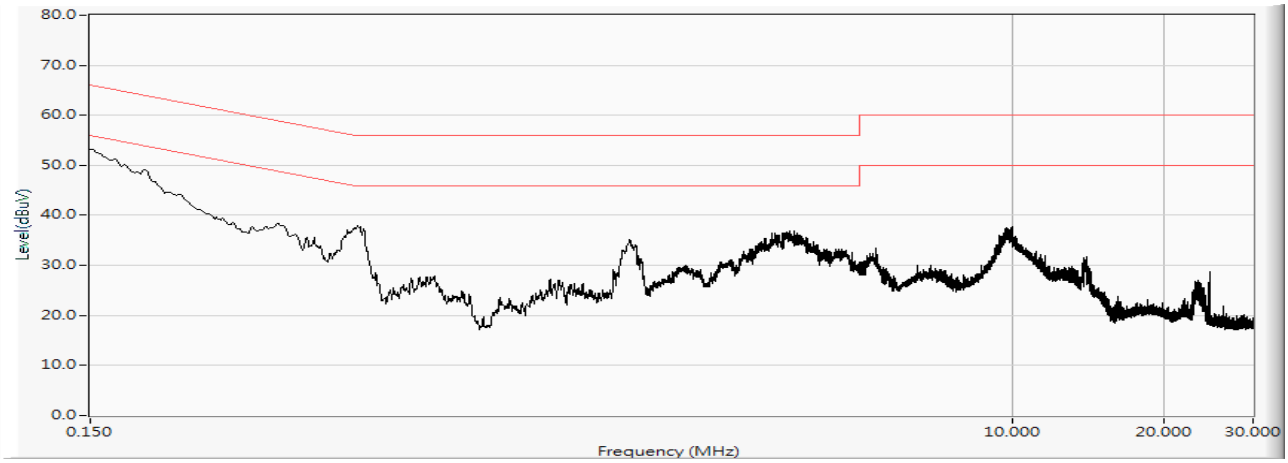
80.0
70.0
60.0
50.0
40.0
30.0
20.0
10.0
0.0
Level(dBuV)
0.150
10.000
20.000
30.000
Frequency (MHz)

LINE 2

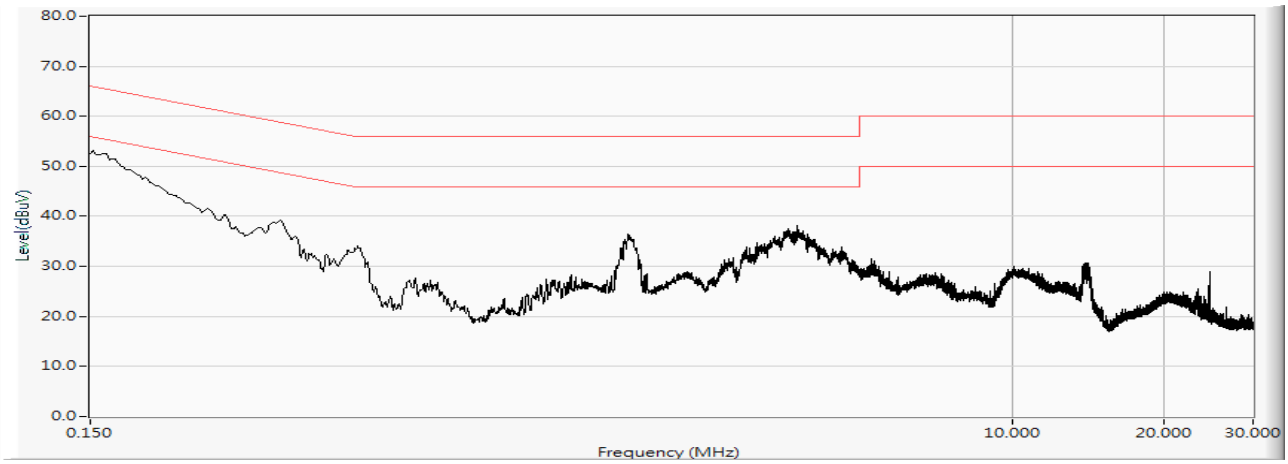
80.0
70.0
60.0
50.0
40.0
30.0
20.0
10.0
0.0
Level(dBuV)
0.150
10.000
20.000
30.000
Frequency (MHz)

待測物名稱：Intel® Wi-Fi 6 AX200

待測物型號：AX200D2WL　　測 試 模 式 ：Mode 5: SISO B: 接收器 802.11ax-160BW

測試頻道 ：CH 114 (5570MHz)　　試驗端點 ：Line 1

6 dB 頻寬：10 kHz　　視頻頻寬 ：10 kHz

檢 測 器 ：準尖峰值 & 平均值　　環境溫度 ：23 ℃

測試日期：107 年 12 月 24 日　　環境濕度 ：50 %

Frequency MHz	Correct Factor dB	Reading Level dBμV	Measurement Level dBμV	Margin dB	Limit dBμV
LINE 1					
準尖峰值					
0.150	9.561	35.875	45.436	-20.564	66.000
0.496	9.579	25.160	34.739	-21.375	56.114
1.435	9.580	17.739	27.319	-28.681	56.000
3.410	9.594	20.640	30.234	-25.766	56.000
10.097	9.650	19.112	28.763	-31.237	60.000
24.576	9.690	23.529	33.219	-26.781	60.000
平均值					
0.150	9.561	23.194	32.755	-23.245	56.000
0.496	9.579	20.231	29.811	-16.303	46.114
1.435	9.580	13.446	23.026	-22.974	46.000
3.410	9.594	13.342	22.936	-23.064	46.000
10.097	9.650	15.511	25.161	-24.839	50.000
24.576	9.690	22.738	32.428	-17.572	50.000

備 註 ：

1. 所有之讀值為準尖峰值及平均值。
2. “　“意指量測數據中最高量測值。
3. Measurement Level = Reading Level + Correct Factor。
4. 上表以外之頻率，測試值與限度值相比較之下，因其值太低而未列於上表內。

待測物名稱：Intel® Wi-Fi 6 AX200

待測物型號：AX200D2WL　　測試模式：Mode 5: SISO B: 接收器 802.11ax-160BW

測試頻道：CH 114 (5570MHz)　　試驗端點：Line 2

6 dB 頻寬：10 kHz　　視頻頻寬：10 kHz

檢測器：準尖峰值 & 平均值　　環境溫度：23 ℃

測試日期：107 年 12 月 24 日　　環境濕度：50 %

Frequency MHz	Correct Factor dB	Reading Level dBμV	Measurement Level dBμV	Margin dB	Limit dBμV
LINE 2					
準尖峰值					
0.152	10.671	35.510	46.181	-19.762	65.943
0.501	9.867	27.404	37.271	-18.729	56.000
1.442	9.730	17.757	27.488	-28.512	56.000
3.383	9.686	21.252	30.939	-25.061	56.000
10.540	9.685	11.582	21.267	-38.733	60.000
24.576	9.788	23.711	33.499	-26.501	60.000
平均值					
0.152	10.671	22.967	33.638	-22.305	55.943
0.501	9.867	20.955	30.822	-15.178	46.000
1.442	9.730	13.828	23.558	-22.442	46.000
3.383	9.686	13.585	23.271	-22.729	46.000
10.540	9.685	7.463	17.148	-32.852	50.000
24.576	9.788	23.036	32.824	-17.176	50.000

備註：

1. 所有之讀值為準尖峰值及平均值。
2. “　“意指量測數據中最高量測值。
3. Measurement Level = Reading Level + Correct Factor。
4. 上表以外之頻率，測試值與限度值相比較之下，因其值太低而未列於上表內。

LINE 1

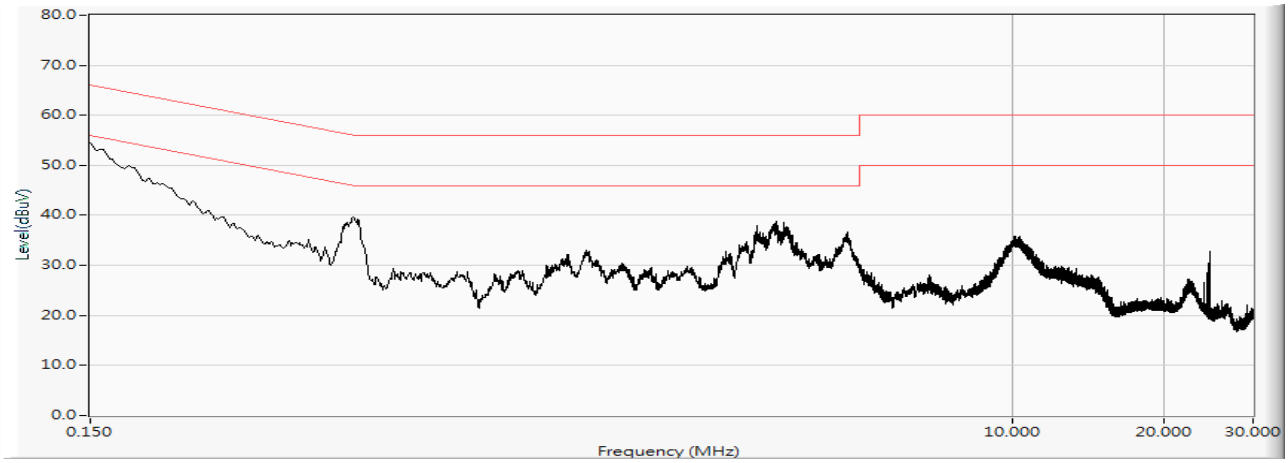
80.0
70.0
60.0
50.0
40.0
30.0
20.0
10.0
0.0
Level(dBuV)
0.150
10.000
20.000
30.000
Frequency (MHz)

LINE 2

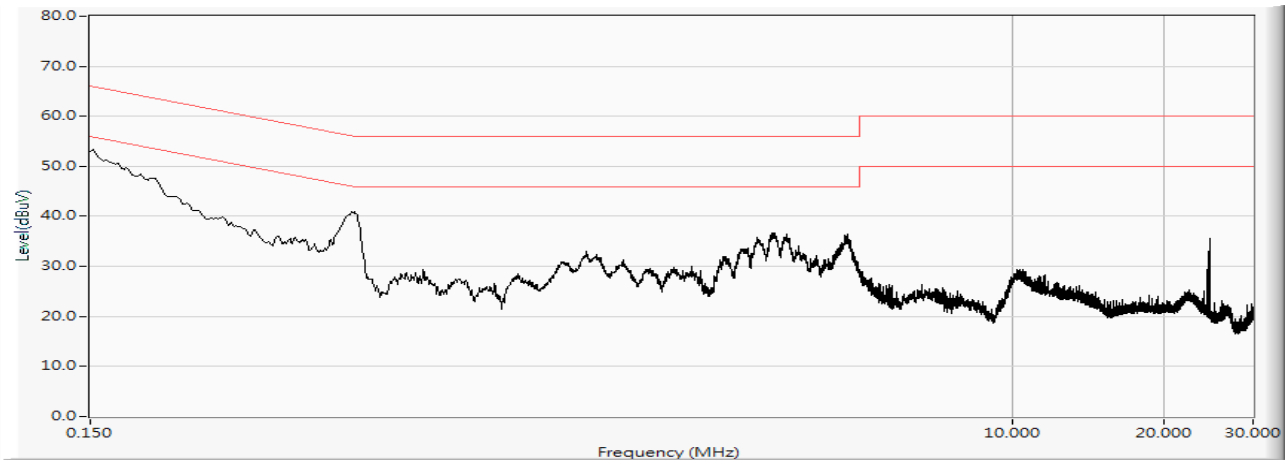
80.0
70.0
60.0
50.0
40.0
30.0
20.0
10.0
0.0
Level(dBuV)
0.150
10.000
20.000
30.000
Frequency (MHz)

待測物名稱：Intel® Wi-Fi 6 AX200

待測物型號：AX200D2WL　　測 試 模 式 ：Mode 6: MIMO: 接收器 802.11ax-160BW

測 試 頻 道 ：CH 50 (5250MHz)　　試 驗 端 點 ：Line 1

6 dB 頻寬：10 kHz　　視 頻 頻 寬 ：10 kHz

檢 測 器 ：準尖峰值 & 平均值　　環 境 溫 度 ：23 ℃

測 試 日 期 ：107 年 12 月 24 日　　環 境 濕 度 ：50 %

Frequency MHz	Correct Factor dB	Reading Level dBμV	Measurement Level dBμV	Margin dB	Limit dBμV
LINE 1					
準尖峰值					
0.159	9.610	35.193	44.803	-20.940	65.743
0.503	9.629	21.760	31.389	-24.611	56.000
2.238	9.662	12.630	22.292	-33.708	56.000
3.561	9.705	17.116	26.821	-29.179	56.000
9.742	9.838	18.358	28.196	-31.804	60.000
24.576	10.010	11.740	21.750	-38.250	60.000
平均值					
0.159	9.610	17.852	27.462	-28.281	55.743
0.503	9.629	16.322	25.952	-20.048	46.000
2.238	9.662	7.887	17.549	-28.451	46.000
3.561	9.705	8.485	18.190	-27.810	46.000
9.742	9.838	13.852	23.690	-26.310	50.000
24.576	10.010	10.859	20.869	-29.131	50.000

備 註 ：

1. 所有之讀值為準尖峰值及平均值。
2. “　“意指量測數據中最高量測值。
3. Measurement Level = Reading Level + Correct Factor。
4. 上表以外之頻率，測試值與限度值相比較之下，因其值太低而未列於上表內。

待測物名稱：Intel® Wi-Fi 6 AX200
待測物型號：AX200D2WL　　測試模式：Mode 6: MIMO: 接收器 802.11ax-160BW
測試頻道：CH 50 (5250MHz)　　試驗端點：Line 2
6 dB 頻寬：10 kHz　　視頻頻寬：10 kHz
檢測器：準尖峰值 & 平均值　　環境溫度：23 ℃
測試日期：107 年 12 月 24 日　　環境濕度：50 %

Frequency MHz	Correct Factor dB	Reading Level dBμV	Measurement Level dBμV	Margin dB	Limit dBμV
LINE 2					
準尖峰值					
0.152	9.602	34.995	44.597	-21.346	65.943
0.469	9.619	14.931	24.550	-32.336	56.886
1.484	9.650	11.138	20.788	-35.212	56.000
3.615	9.706	19.990	29.696	-26.304	56.000
10.041	9.841	13.110	22.951	-37.049	60.000
24.576	10.050	11.990	22.040	-37.960	60.000
平均值					
0.152	9.602	21.019	30.620	-25.323	55.943
0.469	9.619	9.821	19.440	-27.446	46.886
1.484	9.650	7.321	16.971	-29.029	46.000
3.615	9.706	11.405	21.111	-24.889	46.000
10.041	9.841	7.394	17.234	-32.766	50.000
24.576	10.050	10.942	20.992	-29.008	50.000

備 註：

1. 所有之讀值為準尖峰值及平均值。
2. “　“意指量測數據中最高量測值。
3. Measurement Level = Reading Level + Correct Factor。
4. 上表以外之頻率，測試值與限度值相比較之下，因其值太低而未列於上表內。

LINE 1

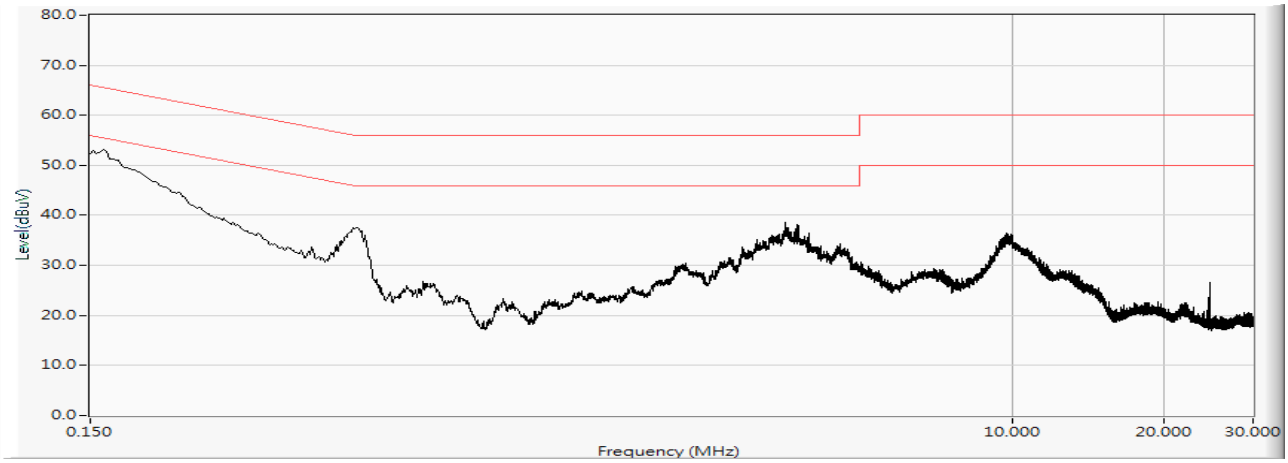
80.0
70.0
60.0
50.0
40.0
30.0
20.0
10.0
0.0
Level(dBuV)
0.150
10.000
20.000
30.000
Frequency (MHz)

LINE 2

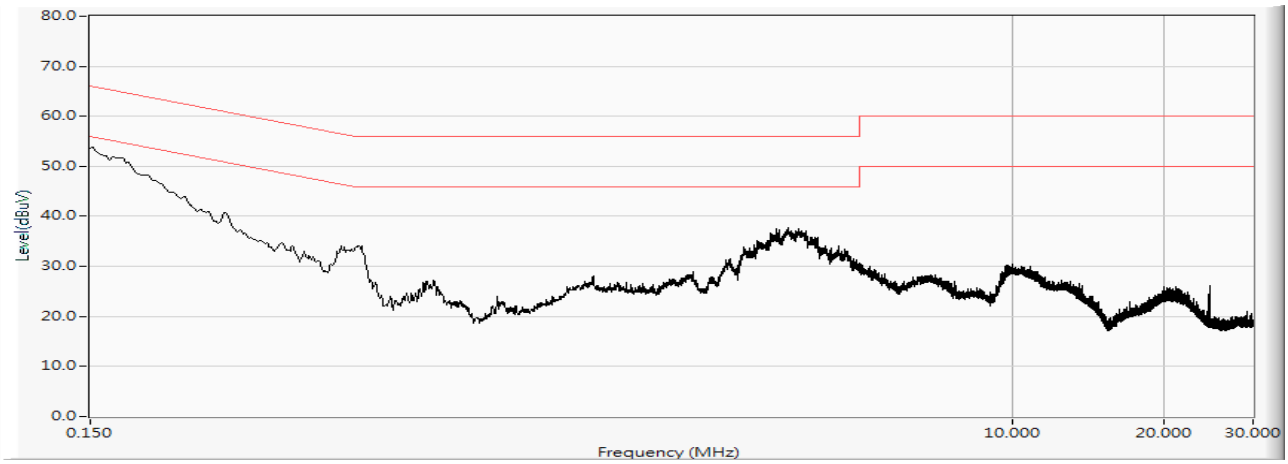
80.0
70.0
60.0
50.0
40.0
30.0
20.0
10.0
0.0
Level(dBuV)
0.150
10.000
20.000
30.000
Frequency (MHz)

待測物名稱：Intel® Wi-Fi 6 AX200

待測物型號：AX200D2WL　　測 試 模 式 ：Mode 6: MIMO: 接收器 802.11ax-160BW

測 試 頻 道 ： CH 114 (5570MHz)　　試 驗 端 點 ： Line 1

6 dB 頻寬： 10 kHz　　視 頻 頻 寬 ： 10 kHz

檢 測 器 ：準尖峰值 & 平均值　　環 境 溫 度 ：23 ℃

測 試 日 期 ：107 年 12 月 24 日　　環 境 濕 度 ：50 %

Frequency MHz	Correct Factor dB	Reading Level dBμV	Measurement Level dBμV	Margin dB	Limit dBμV
LINE 1					
準尖峰值					
0.152	9.561	35.103	44.664	-21.279	65.943
0.510	9.580	20.514	30.094	-25.906	56.000
1.433	9.580	17.899	27.479	-28.521	56.000
3.482	9.595	15.368	24.963	-31.037	56.000
10.100	9.650	19.101	28.752	-31.248	60.000
24.576	9.690	24.111	33.801	-26.199	60.000
平均值					
0.152	9.561	22.890	32.450	-23.493	55.943
0.510	9.580	15.242	24.822	-21.178	46.000
1.433	9.580	13.577	23.157	-22.843	46.000
3.482	9.595	8.496	18.091	-27.909	46.000
10.100	9.650	15.382	25.032	-24.968	50.000
24.576	9.690	23.501	33.191	-16.809	50.000

備 註 ：

1. 所有之讀值為準尖峰值及平均值。
2. “　“意指量測數據中最高量測值。
3. Measurement Level = Reading Level + Correct Factor。
4. 上表以外之頻率，測試值與限度值相比較之下，因其值太低而未列於上表內。

待測物名稱：Intel® Wi-Fi 6 AX200

待測物型號：AX200D2WL　　測試模式：Mode 6: MIMO: 接收器 802.11ax-160BW

測試頻道：CH 114 (5570MHz)　　試驗端點：Line 2

6 dB 頻寬：10 kHz　　視頻頻寬：10 kHz

檢測器：準尖峰值 & 平均值　　環境溫度：23 ℃

測試日期：107 年 12 月 24 日　　環境濕度：50 %

Frequency MHz	Correct Factor dB	Reading Level dBμV	Measurement Level dBμV	Margin dB	Limit dBμV
LINE 2					
準尖峰值					
0.152	10.671	35.246	45.917	-20.026	65.943
0.510	9.866	22.529	32.395	-23.605	56.000
1.433	9.731	18.464	28.194	-27.806	56.000
3.482	9.684	15.556	25.241	-30.759	56.000
10.100	9.681	11.903	21.584	-38.416	60.000
24.576	9.788	24.550	34.338	-25.662	60.000
平均值					
0.152	10.671	23.037	33.708	-22.235	55.943
0.510	9.866	16.112	25.977	-20.023	46.000
1.433	9.731	14.272	24.002	-21.998	46.000
3.482	9.684	8.607	18.291	-27.709	46.000
10.100	9.681	7.336	17.017	-32.983	50.000
24.576	9.788	23.980	33.768	-16.232	50.000

備 註：

1. 所有之讀值為準尖峰值及平均值。
2. “　“意指量測數據中最高量測值。
3. Measurement Level = Reading Level + Correct Factor。
4. 上表以外之頻率，測試值與限度值相比較之下，因其值太低而未列於上表內。

LINE 1

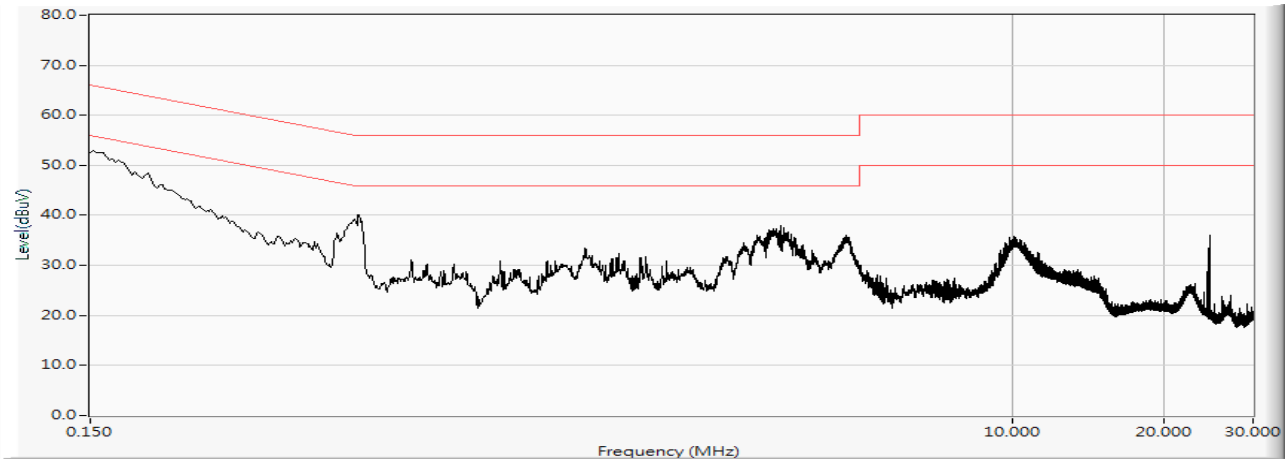

LINE 2

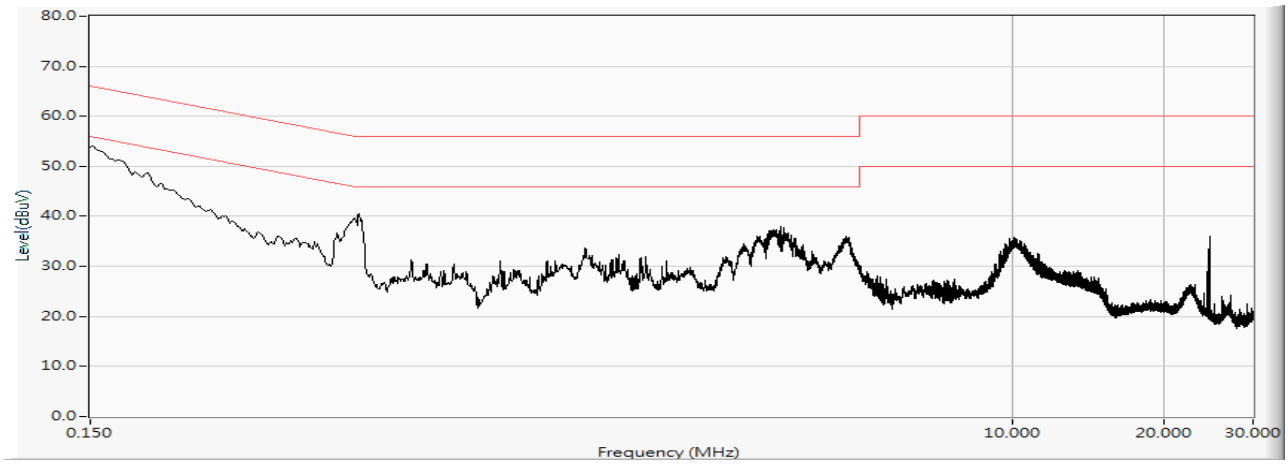

電源端點干擾電壓測試結果:	**PASS**

4. 天線之要求

4.1. 適用標準

依據國家通訊傳播委員會低功率射頻電機技術規範之第 4.7.8 節
天線之規格不受 2.2 規定之限制。
依據國家通訊傳播委員會低功率射頻電機技術規範之第 4.7.3 節
4.7.3.1 使用於 5.15 GHz～5.25 GHz 頻段
(1) 供戶外操作使用:
(C) 使用超過 6 dBi 方向增益之發射天線時，應依超過 6 dBi 天線方向增益的 dBi 總量，等量減少最大傳導輸出功率及最大功率頻譜密度。
(2) 供室內操作使用:
(C) 使用超過 6 dBi 方向增益之發射天線時，應依超過 6 dBi 天線方向增益的 dBi 總量，等量減少最大傳導輸出功率及最大功率頻譜密度。
(3) 供固定式點對點操作使用:
(C) 使用超過 23 dBi 方向增益之指向性天線時，應依超過 23 dBi 天線方向增益的 dBi 總量，等量減少最大傳導輸出功率及最大功率頻譜密度。
(D) 固定式點對點操作，不包括點對多點系統、全方向性應用及多台共站發射機傳送相同資訊。
(4) 供用戶端裝置(Client Device)操作使用:
(C) 使用超過 6 dBi 方向增益之發射天線時，應依超過 6 dBi 天線方向增益的 dBi 總量，等量減少最大傳導輸出功率及最大功率頻譜密度。
4.7.3.2 使用頻率於 5.25 GHz～5.35 GHz 與 5.470 GHz～5.725 GHz 頻段
(3) 使用超過 6 dBi 方向增益之發射天線時，應依超過 6 dBi 天線方向增益的 dBi 總量，等量減少最大傳導輸出功率及最大功率頻譜密度。
4.7.3.3 使用頻率於 5.725 GHz～5.850 GHz 頻段
(3) 供固定式點對點操作時，使用方向增益超過 6 dBi 之發射天線，可不需對應減少發射器之傳導輸出功率限制值。
(4) 除(3)外，使用超過 6 dBi 方向增益之發射天線時，應依超過 6 dBi 天線方向增益的 dBi 總量，等量減少最大傳導輸出功率及最大功率頻譜密度

4.2. 天線樣式

此 Intel® Wi-Fi 6 AX200 為半固定式 PIFA Antenna (檢附天線規格書)

Antenna List

No.	Manufacturer	Model No.	Antenna Type	Peak Gain
1	SkyCross	N/A (Main) N/A (Aux)	PIFA Antenna	3.64 dBi for 5.15~5.25GHz 3.73 dBi for 5.25~5.35GHz 4.77 dBi for 5.47~5.725GHz 4.97 dBi for 5.725~5.85GHz

天線之要求測試結果:	**PASS**

5. 峰值發射功率

5.1. 適用標準

依據國家通訊傳播委員會低功率射頻電機技術規範之第 4.7.3 節

4.7.3.1 使用於 5.15 GHz～5.25 GHz 頻段

(1) 供戶外操作使用:

(A) 最大傳導輸出功率應小於或等於 1 W。

(B) 在任何 1 MHz 頻帶中最大功率頻譜密度應小於或等於 17 dBm。

(C) 使用超過 6 dBi 方向增益之發射天線時，應依超過 6 dBi 天線方向增益的 dBi 總量，等量減少最大傳導輸出功率及最大功率頻譜密度。

(D) 在水平面仰角超過 30 度時，其最大 EIRP 應小於或等於 21 dBm。

(2) 供室內操作使用:

(A) 最大傳導輸出功率應小於或等於 1 W。

(B) 在任何 1 MHz 頻帶中最大功率頻譜密度應小於或等於 17 dBm。

(C) 使用超過 6 dBi 方向增益之發射天線時，應依超過 6 dBi 天線方向增益的 dBi 總量，等量減少最大傳導輸出功率及最大功率頻譜密度。

(3) 供固定式點對點操作使用:

(A) 最大傳導輸出功率應小於或等於 1 W。

(B) 在任何 1 MHz 頻帶中最大功率頻譜密度應小於或等於 17 dBm。

(C) 使用超過 23 dBi 方向增益之指向性天線時，應依超過 23 dBi 天線方向增益的 dBi 總量，等量減少最大傳導輸出功率及最大功率頻譜密度。

(D) 固定式點對點操作，不包括點對多點系統、全方向性應用及多台共站發射機傳送相同資訊。

(4) 供用戶端裝置(Client Device)操作使用:

(A) 最大傳導輸出功率應小於或等於 250 mW。

(B) 在任何 1 MHz 頻帶中最大功率頻譜密度應小於或等於 11 dBm。

(C) 使用超過 6 dBi 方向增益之發射天線時，應依超過 6 dBi 天線方向增益的 dBi 總量，等量減少最大傳導輸出功率及最大功率頻譜密度。

4.7.3.2 使用頻率於 5.25 GHz～5.35 GHz 與 5.470 GHz～5.725 GHz 頻段

(1) 最大傳導輸出功率應小於或等於 250 mW 或 11dBm+10log B (B 是 26 dB 發射頻寬，單位 MHz)之較小者。

(2) 最大功率頻譜密度在任何 1 MHz 頻帶中應小於或等於 11 dBm。

(3) 使用超過 6 dBi 方向增益之發射天線時，應依超過 6 dBi 天線方向增益的 dBi 總量，等量減少最大傳導輸出功率及最大功率頻譜密度。

4.7.3.3 使用頻率於 5.725 GHz～5.850 GHz 頻段

(1) 最大傳導輸出功率應小於或等於 1 W。

(2) 在任何 500 kHz 頻帶中最大功率頻譜密度應小於或等於 30 dBm。

(3) 供固定式點對點操作時，使用方向增益超過 6 dBi 之發射天線，可不需對應減少發射器之傳導輸出功率限制值。

(4) 除(3)外，使用超過 6 dBi 方向增益之發射天線時，應依超過 6 dBi 天線方向增益的 dBi 總量，等量減少最大傳導輸出功率及最大功率頻譜密度

5.2. 量測方法

待測物之天線埠經由適當之衰減直接連至 Power Meter RF 輸入端量測 Maximum conducted (average) output power 時將使用 Power Meter 內建 gate 功能。

待測物之天線埠經由適當之衰減直接連至頻譜分析儀 RF 輸入端，峰值發射功率必須使用依據均方根等效電壓校準之儀器量測於任何連續傳輸之時段，量測結果須依儀器限制(如偵測器反應時間、相較於發射頻寬有限之解析頻寬能力，靈敏度等)調整得出正確之峰值量測。

5.3. 測試架構圖

99% Occupied Bandwidth

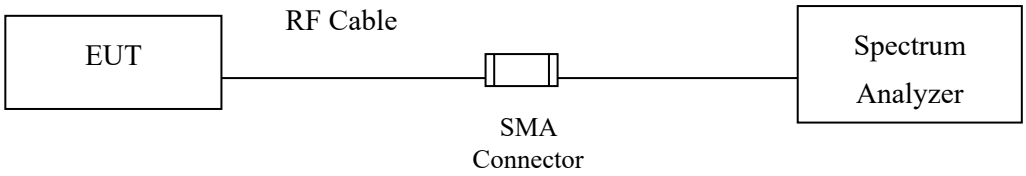

Conduction Power Measurement

Conduction Power Measurement (for 802.11an)

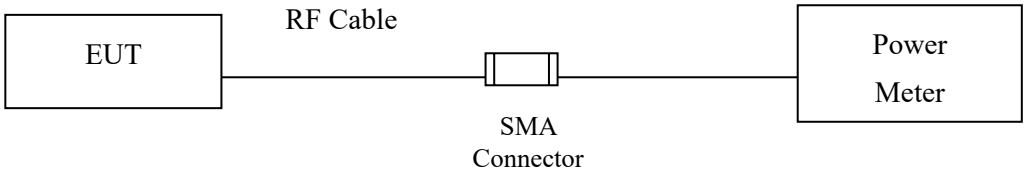

Conduction Power Measurement (for 802.11ac)

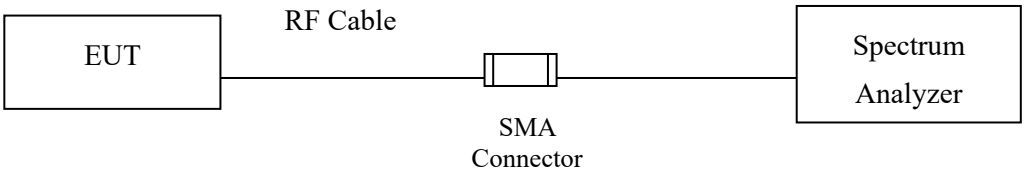

5.4. 量測不確定度

此項測試之量測不確定度

採用功率計為±0.95dB

採用頻譜分析儀±1.30dB

5.5. 峰值發射功率測試結果

待測物名稱：Intel® Wi-Fi 6 AX200
待測物型號：AX200D2WL　　測試項目：峰值發射功率
測試頻道：--　　測試模式：Mode 1: SISO A: 發射器 802.11a
檢測器：峰值　　環境溫度：21 ℃
測試日期：108 年 01 月 19 日　　環境濕度：53 %

Cable loss=1.5dB		Maximum conducted output power							
Channel No.	Frequency (MHz)	Data Rate (Mbps)							
		6	9	12	18	24	36	48	54
		Measurement Level (dBm)							
36	5180	20.32	--	--	--	--	--	--	--
44	5220	20.99	20.93	20.87	20.81	20.75	20.69	20.65	20.60
48	5240	20.94	--	--	--	--	--	--	--
52	5260	20.98	--	--	--	--	--	--	--
60	5300	20.97	20.93	20.89	20.85	20.80	20.74	20.68	20.63
64	5320	20.92	--	--	--	--	--	--	--
100	5500	20.57	--	--	--	--	--	--	--
116	5580	20.92	20.88	20.82	20.78	20.72	20.68	20.63	20.58
140	5700	19.41	--	--	--	--	--	--	--
149	5745	20.95	--	--	--	--	--	--	--
157	5785	20.94	20.89	20.84	20.79	20.75	20.69	20.64	20.59
165	5825	20.97	--	--	--	--	--	--	--

Note: Maximum conducted output power Value =Reading value on average power meter + cable loss

Maximum conducted output power Measurement:

Channel No	Frequency Range (MHz)	99% Bandwidth (MHz)	Output Power (dBm)	Output Power Limit	
				(dBm)	dBm+10log(BW)
36	5180	--	20.32	24	--
44	5220	--	20.99	24	--
48	5240	--	20.94	24	--
52	5260	17.383	20.98	24	23.40
60	5300	17.483	20.97	24	23.43
64	5320	17.383	20.92	24	23.40
100	5500	17.283	20.57	24	23.38
116	5580	17.383	20.92	24	23.40
140	5700	17.433	19.41	24	23.41
149	5745	--	20.95	30	--
157	5785	--	20.94	30	--
165	5825	--	20.97	30	--

99% Occupied Bandwidth:

Channel 52

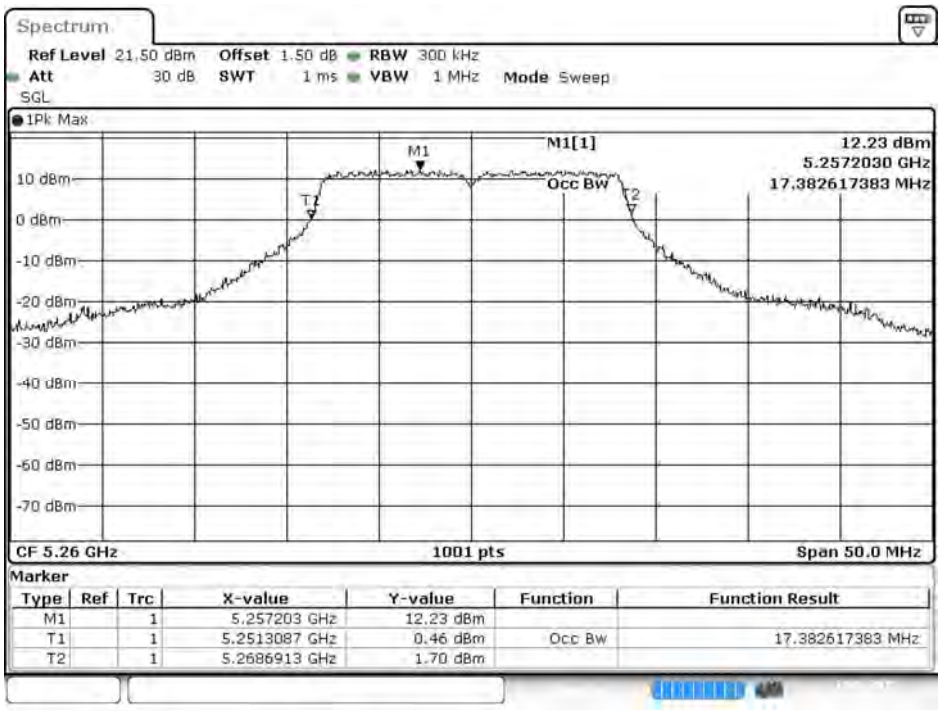

Date: 19.JAN.2019 16:14:59

Channel 60

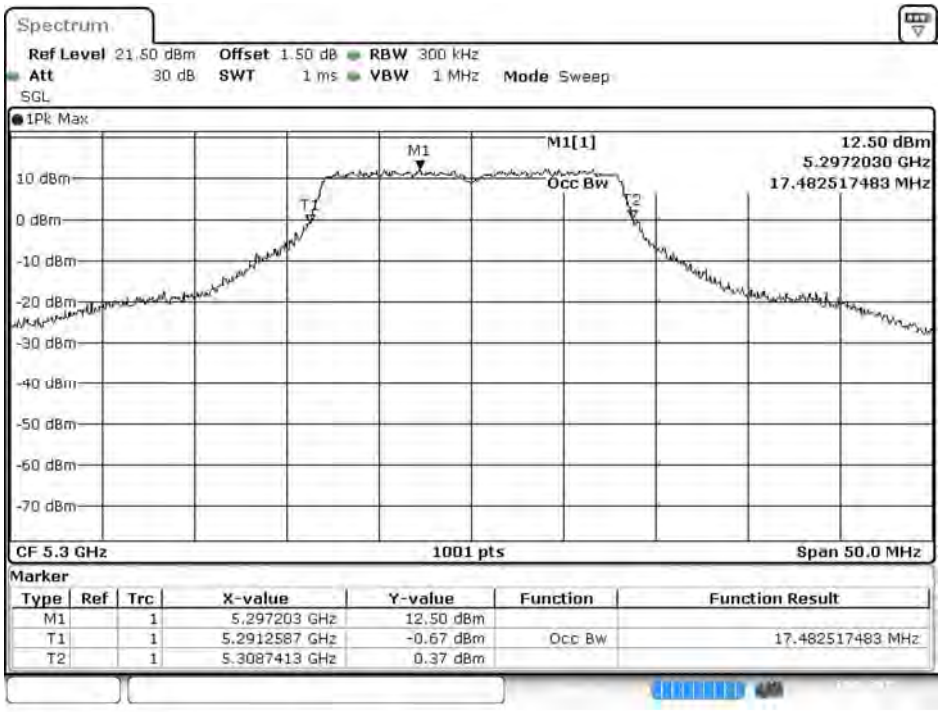

Date: 19.JAN.2019 16:17:11

Channel 64

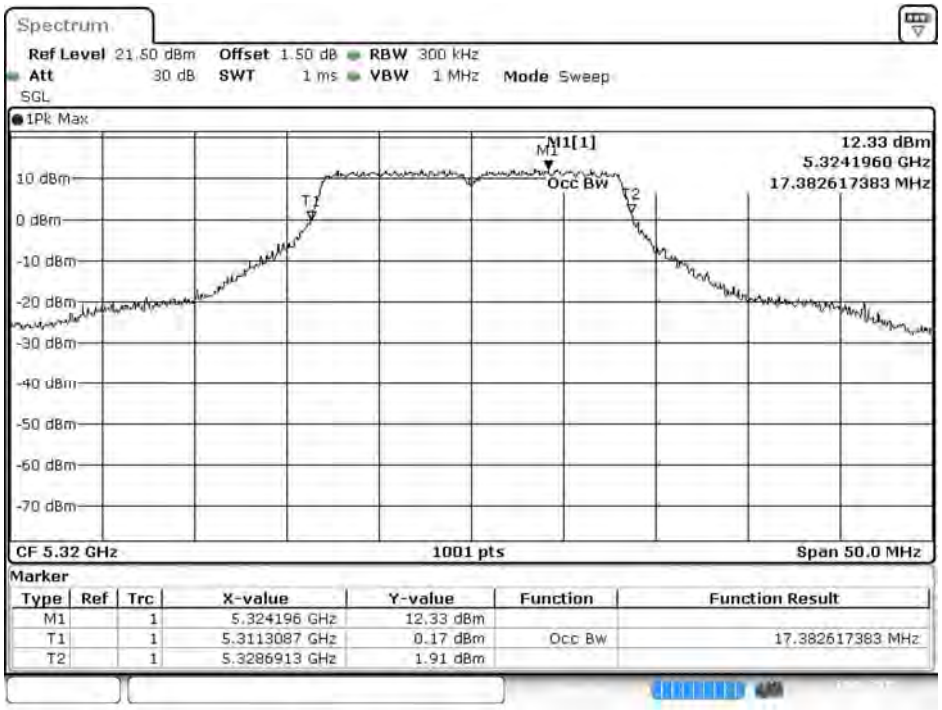

Date: 19.JAN.2019 16:19:18

Channel 100

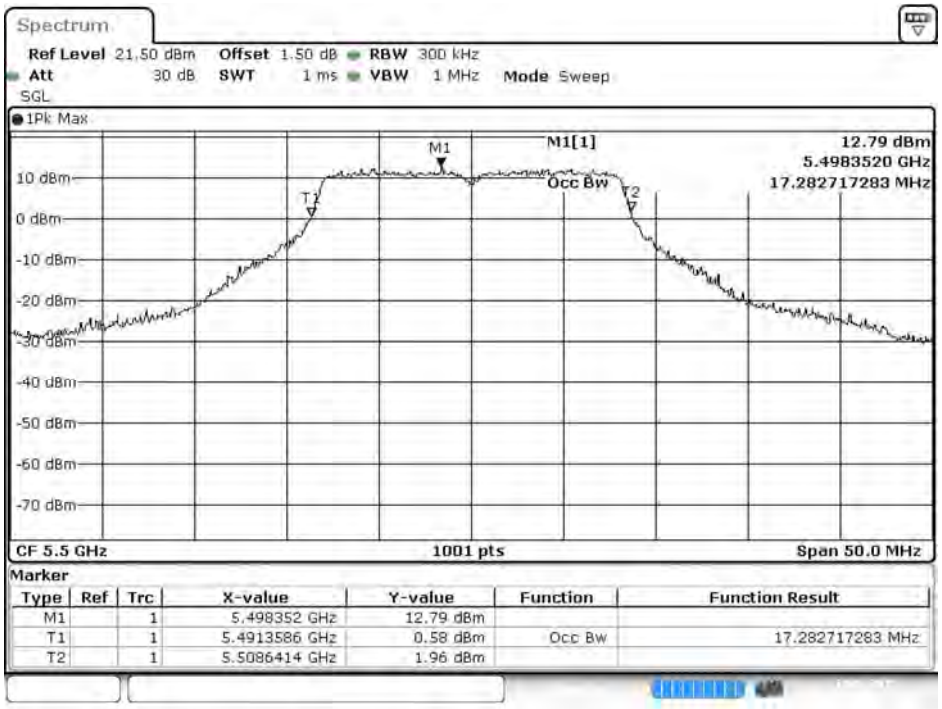

Date: 19.JAN.2019 16:21:38

Channel 116

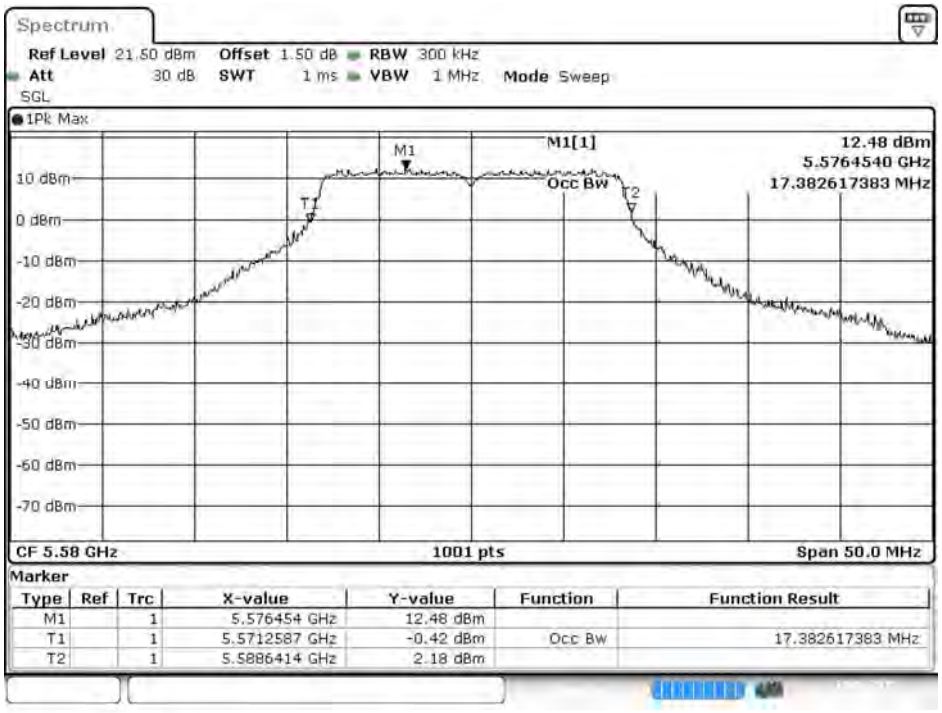

Date: 19.JAN.2019 16:23:48

Channel 140

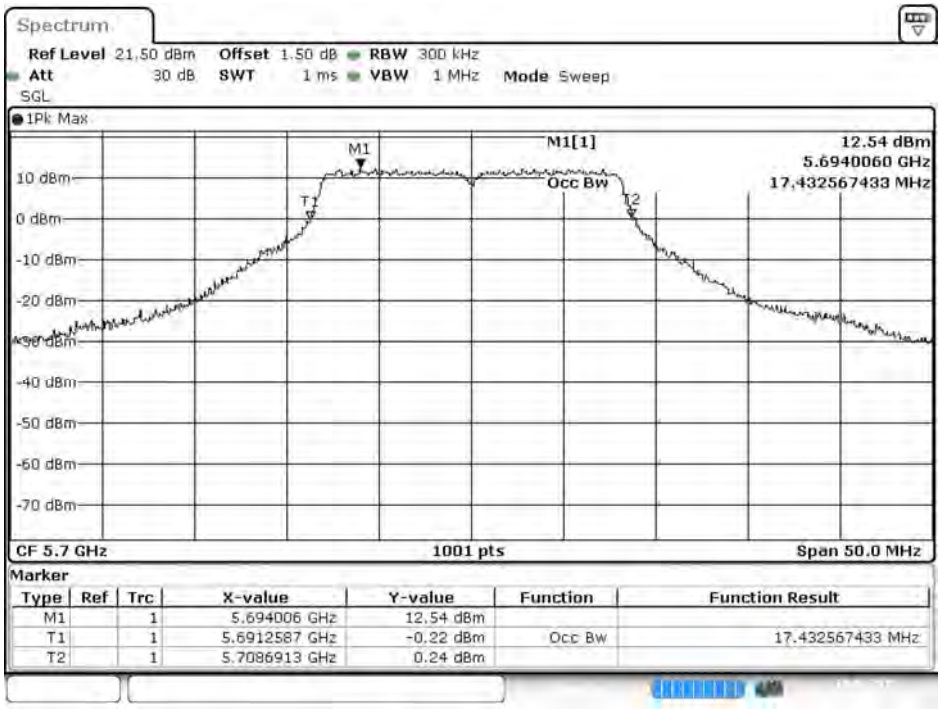

Date: 19.JAN.2019 16:28:11

待測物名稱：Intel® Wi-Fi 6 AX200
待測物型號：AX200D2WL　　測 試 項 目 ：峰值發射功率
測 試 頻 道 ：--　　測 試 模 式 ：Mode 1: SISO A: 發射器 802.11n-20BW
檢 測 器 ：峰值　　環 境 溫 度 ：21 ℃
測 試 日 期 ：108 年 01 月 19 日　　環 境 濕 度 ：53 %

Cable loss=1.5dB		Maximum conducted output power							
Channel No.	Frequency (MHz)	Data Rate (Mbps)							
		7.2	14.4	21.7	28.9	43.3	57.8	65	72.2
		Measurement Level (dBm)							
36	5180	20.26	--	--	--	--	--	--	--
44	5220	20.96	20.90	20.84	20.78	20.72	20.68	20.64	20.59
48	5240	20.98	--	--	--	--	--	--	--
52	5260	20.98	--	--	--	--	--	--	--
60	5300	20.98	20.93	20.87	20.82	20.78	20.73	20.68	20.63
64	5320	20.93	--	--	--	--	--	--	--
100	5500	20.51	--	--	--	--	--	--	--
116	5580	20.97	20.91	20.87	20.81	20.75	20.70	20.64	20.59
140	5700	19.32	--	--	--	--	--	--	--
144(U-NII-2C)	5720	19.77	19.72	19.68	19.64	19.60	19.55	19.50	19.46
144(U-NII-3)	5720	14.56	14.52	14.48	14.44	14.40	14.35	14.30	14.26
149	5745	20.95	--	--	--	--	--	--	--
157	5785	20.91	20.87	20.81	20.77	20.71	20.66	20.61	20.57
165	5825	20.97	--	--	--	--	--	--	--

Note: Maximum conducted output power Value =Reading value on average power meter + cable loss

Maximum conducted output power Measurement:

Channel Number	Frequency (MHz)	99% Bandwidth (MHz)	Output Power (dBm)	Output Power Limit	
				(dBm)	dBm+10log(BW)
36	5180	--	20.26	24	--
44	5220	--	20.96	24	--
48	5240	--	20.98	24	--
52	5260	18.282	20.98	24	23.62
60	5300	18.332	20.98	24	23.63
64	5320	18.382	20.93	24	23.64
100	5500	18.232	20.51	24	23.61
116	5580	18.382	20.97	24	23.64
140	5700	18.382	19.32	24	23.64
144(U-NII-2C)	5720	14.990	19.77	24	22.76
144(U-NII-3)	5720	--	14.56	30	--
149	5745	--	20.95	30	--
157	5785	--	20.91	30	--
165	5825	--	20.97	30	--

99% Occupied Bandwidth:

Channel 52

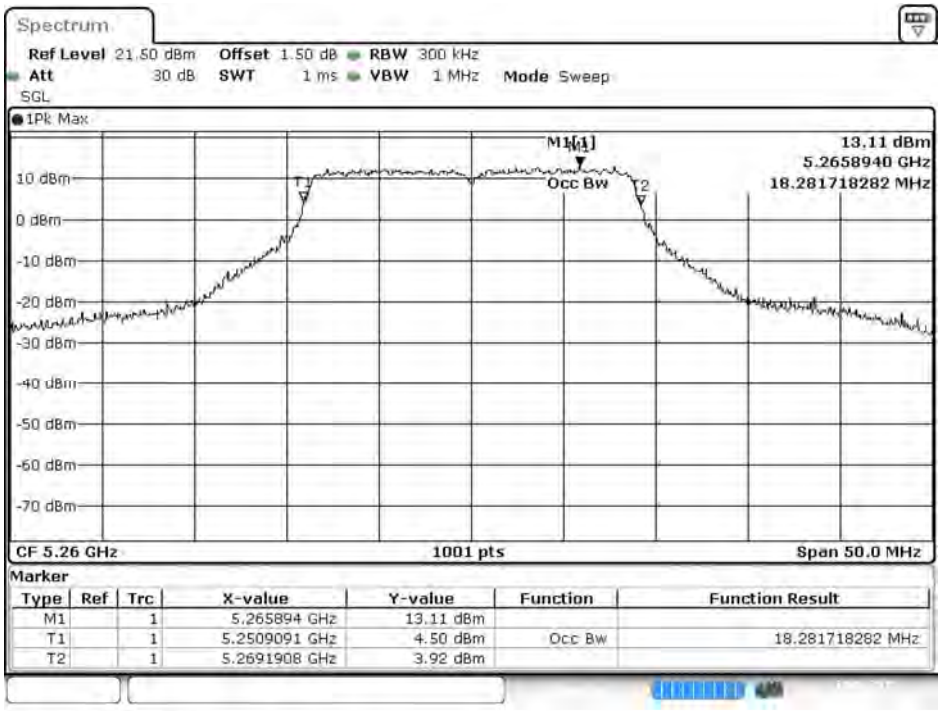

Date: 19.JAN.2019 22:06:10

Channel 60

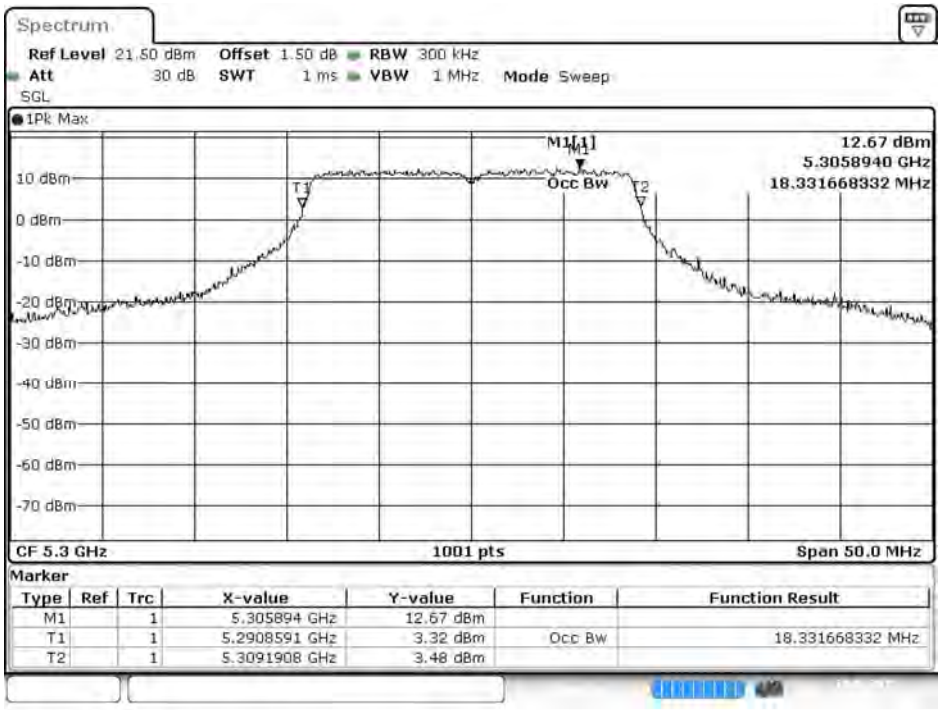

Date: 19.JAN.2019 22:10:25

Channel 64

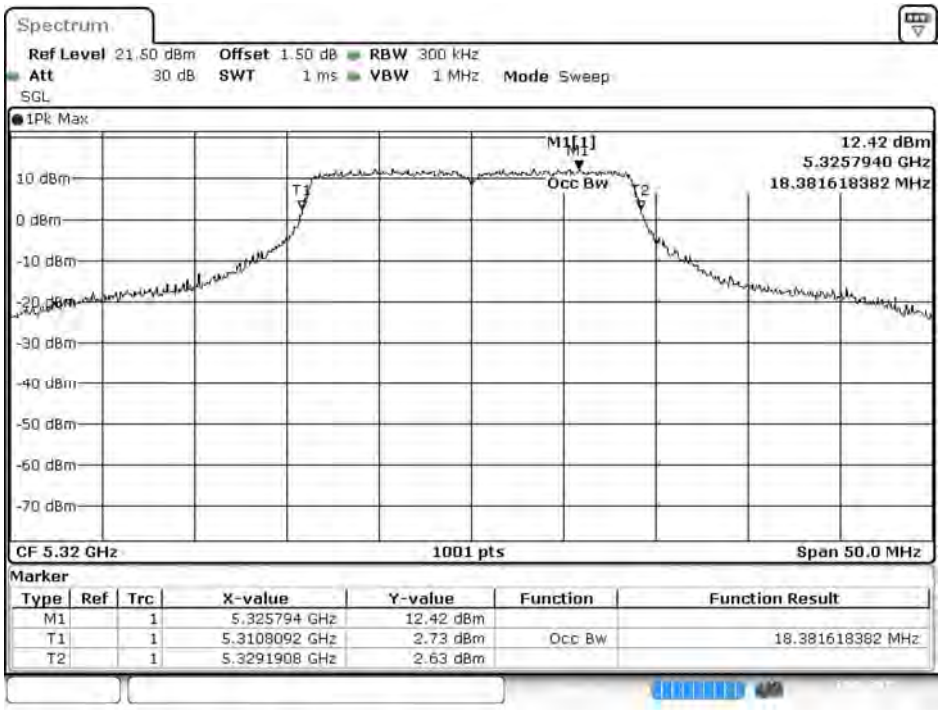

Date: 19.JAN.2019 22:19:25

Channel 100

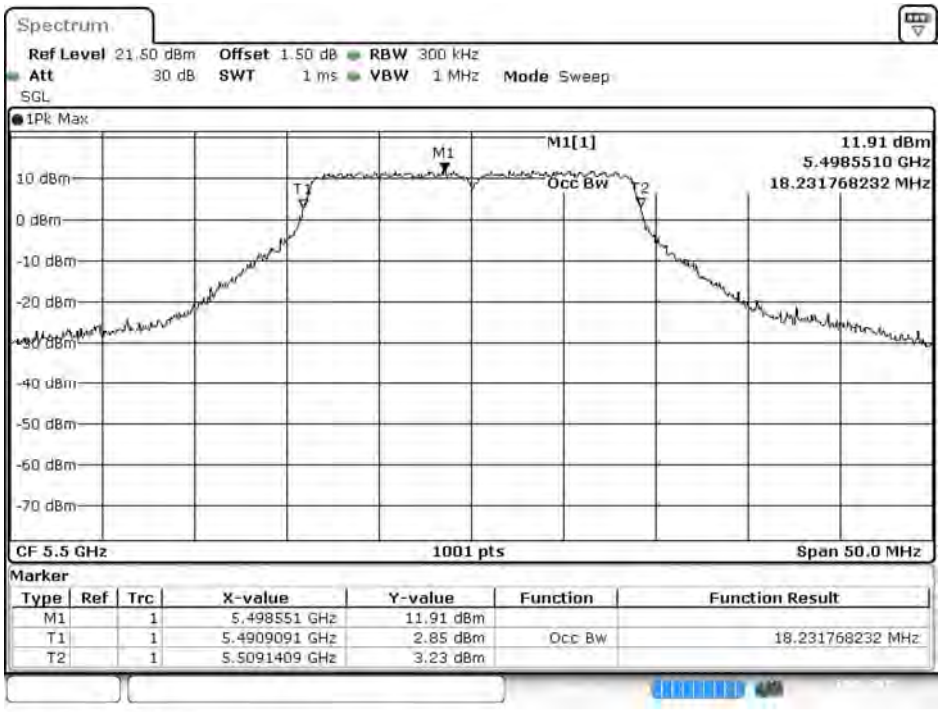

Date: 19.JAN.2019 22:28:09

Channel 116

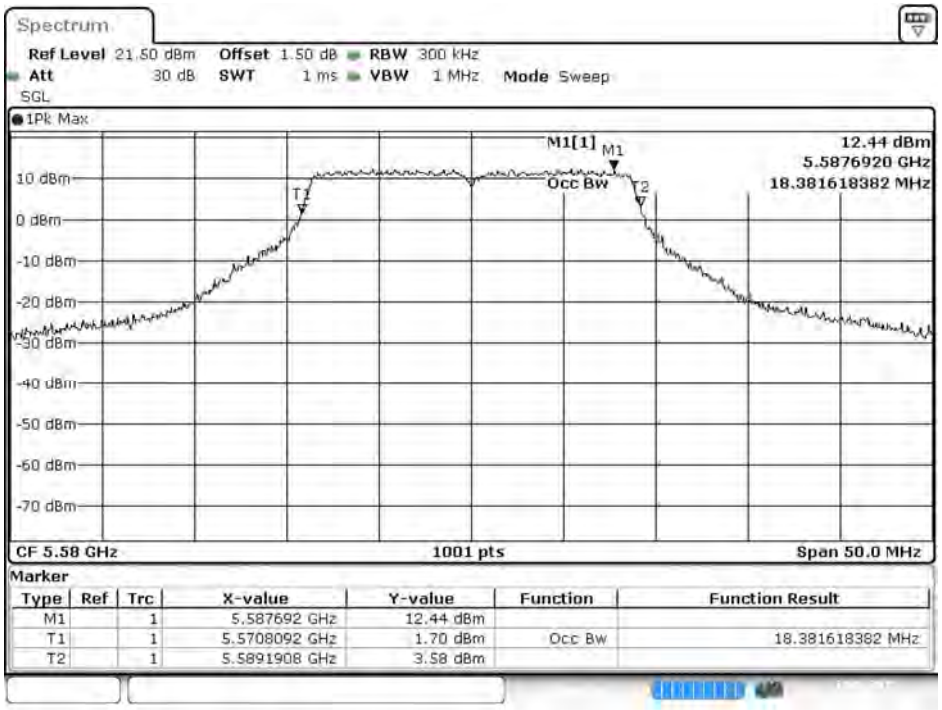

Date: 19.JAN.2019 22:33:33

Channel 140

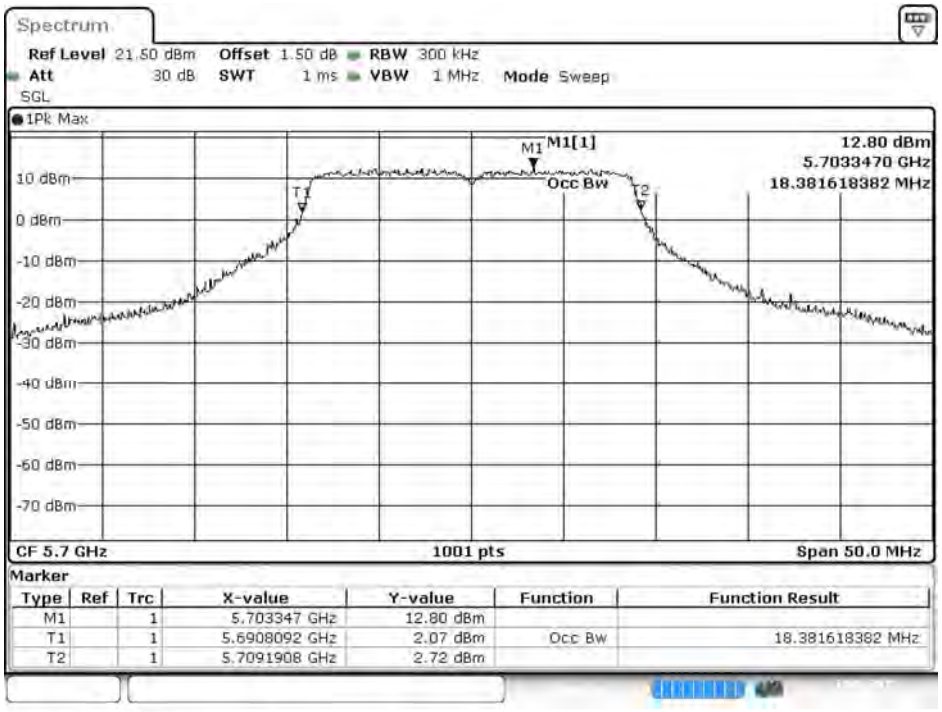

Date: 19.JAN.2019 23:55:44

Channel 144

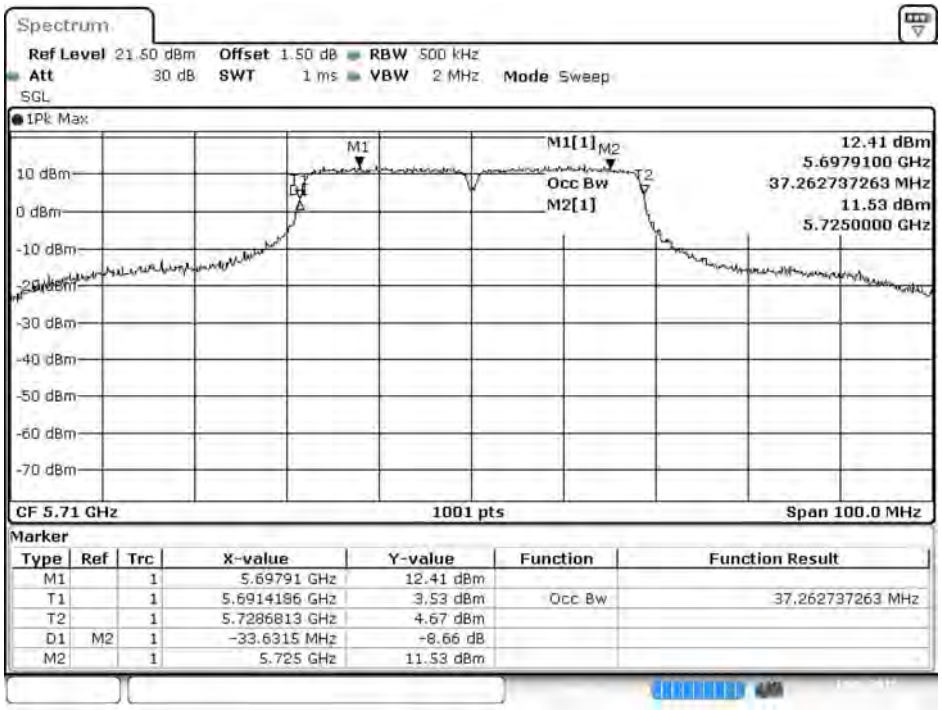
Spectrum
Ref Level 21.50 dBm Offset 1.50 dB RBW 500 kHz
Att 30 dB SWT 1 ms VBW 2 MHz Mode Sweep
SGL
1Pk Max
M1
M1[1]
M2
Occ Bw
M2[1]
12.41 dBm
5.6979100 GHz
37.262737263 MHz
11.53 dBm
5.7250000 GHz
10 dBm
0 dBm
-10 dBm
-30 dBm
-40 dBm
-50 dBm
-60 dBm
-70 dBm
CF 5.71 GHz
1001 pts
Span 100.0 MHz
Marker
Type Ref Trc X-value Y-value Function Function Result
M1 1 5.69791 GHz 12.41 dBm
T1 1 5.6914186 GHz 3.53 dBm Occ Bw 37.262737263 MHz
T2 1 5.7286813 GHz 4.67 dBm
D1 M2 1 -33.6315 MHz -8.66 dB
M2 1 5.725 GHz 11.53 dBm
Date: 19.JAN.2019 17:10:23

Maximum conducted output power:

Channel 144 (U-NII-2C)

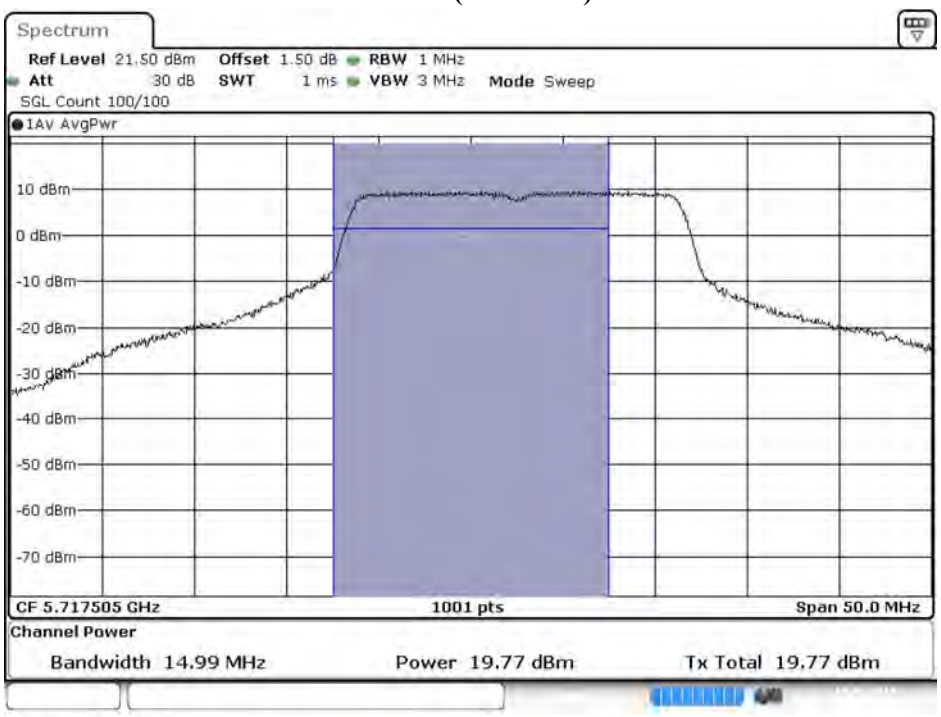

Date: 19.JAN.2019 17:09:07

Maximum conducted output power:

Channel 144 (U-NII-3)

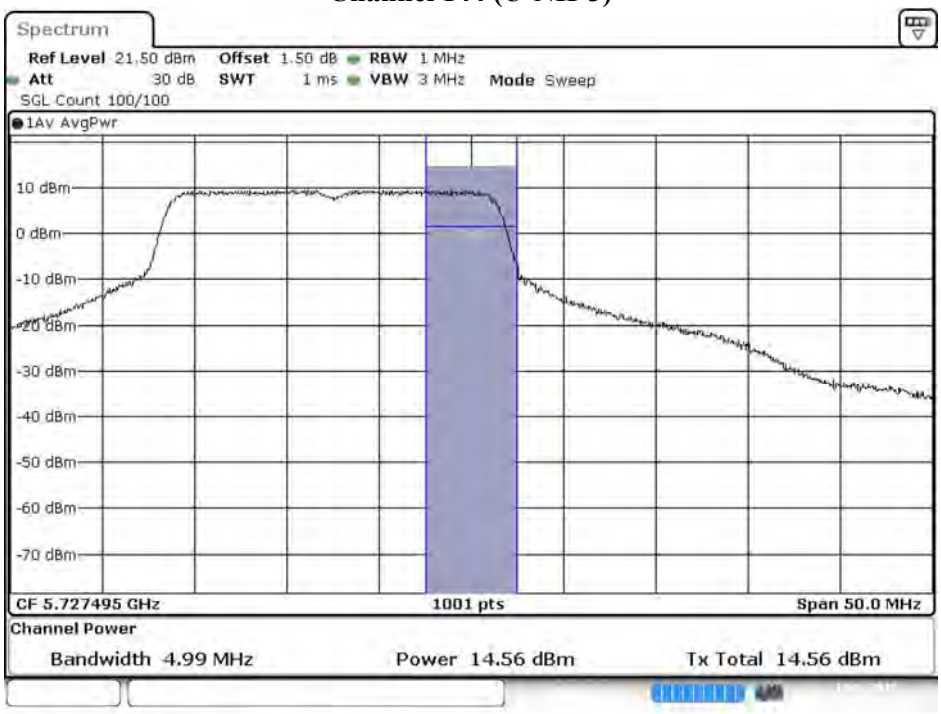

Date: 19.JAN.2019 17:09:29

待測物名稱：Intel® Wi-Fi 6 AX200
待測物型號：AX200D2WL　　測試項目：峰值發射功率
測試頻道：--　　測試模式：Mode 1: SISO A: 發射器 802.11n-40BW
檢測器：峰值　　環境溫度：21 ℃
測試日期：108 年 01 月 20 日　　環境濕度：53 %

Cable loss=1.5dB		Maximum conducted output power							
Channel No.	Frequency (MHz)	Data Rate (Mbps)							
		15	30	45	60	90	120	135	150
		Measurement Level (dBm)							
38	5190	20.57	--	--	--	--	--	--	--
46	5230	20.91	20.87	20.83	20.77	20.71	20.67	20.62	20.57
54	5270	20.92	--	--	--	--	--	--	--
62	5310	19.36	19.31	19.27	19.22	19.17	19.12	19.06	19.00
102	5510	19.43	--	--	--	--	--	--	--
110	5550	20.98	20.93	20.87	20.81	20.77	20.71	20.67	20.61
134	5670	19.55	--	--	--	--	--	--	--
142(U-NII-2C)	5710	20.47	20.42	20.38	20.34	20.30	20.25	20.21	20.17
142(U-NII-3)	5710	10.37	10.32	10.28	10.20	10.16	10.12	10.08	10.02
151	5755	20.94	--	--	--	--	--	--	--
159	5795	20.98	20.88	20.82	20.78	20.72	20.67	20.61	20.56

Note: Maximum conducted output power Value =Reading value on average power meter + cable loss

Maximum conducted output power Measurement:

Channel Number	Frequency (MHz)	99% Bandwidth (MHz)	Output Power (dBm)	Output Power Limit	
				(dBm)	dBm+10log(BW)
38	5190	--	20.57	24	--
46	5230	--	20.91	24	--
54	5270	36.663	20.92	24	26.64
62	5310	36.563	19.36	24	26.63
102	5510	36.663	19.43	24	26.64
110	5550	36.863	20.98	24	26.67
134	5670	36.863	19.55	24	26.67
142(U-NII-2C)	5710	33.632	20.47	24	26.27
142(U-NII-3)	5710	--	10.37	30	--
151	5755	--	20.94	30	--
159	5795	--	20.98	30	--

99% Occupied Bandwidth:

Channel 54

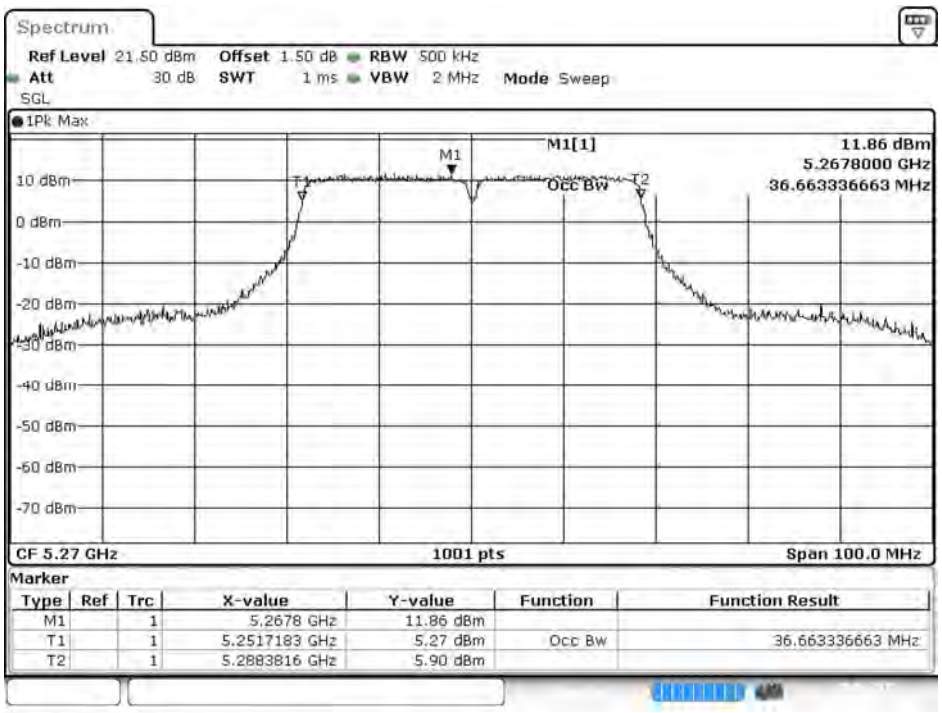

Date: 20.JAN.2019 02:09:40

Channel 62

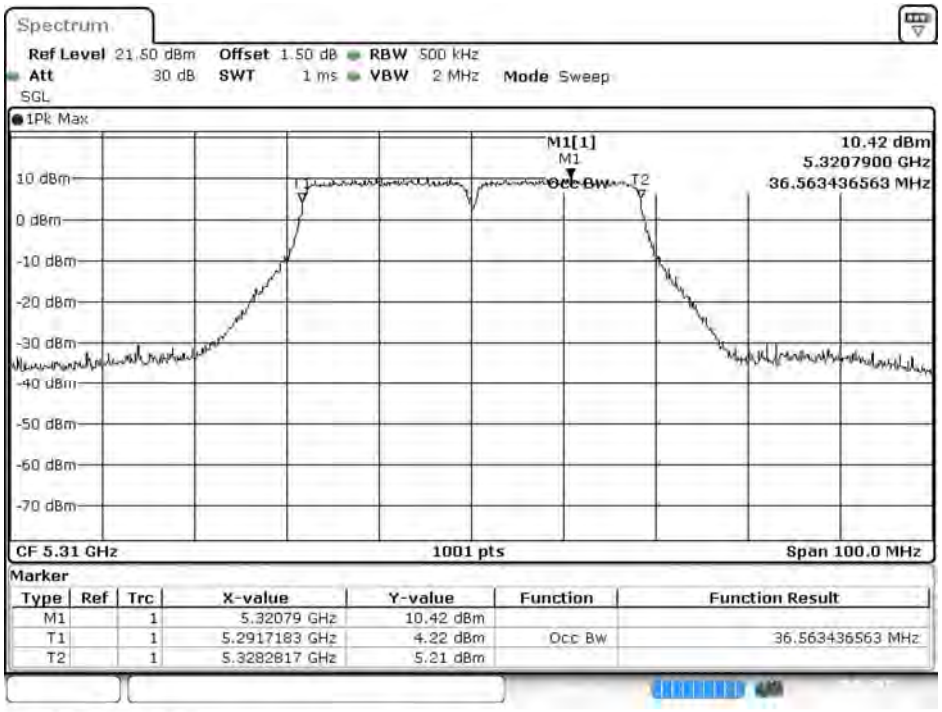

Date: 20.JAN.2019 03:43:10

Channel 102

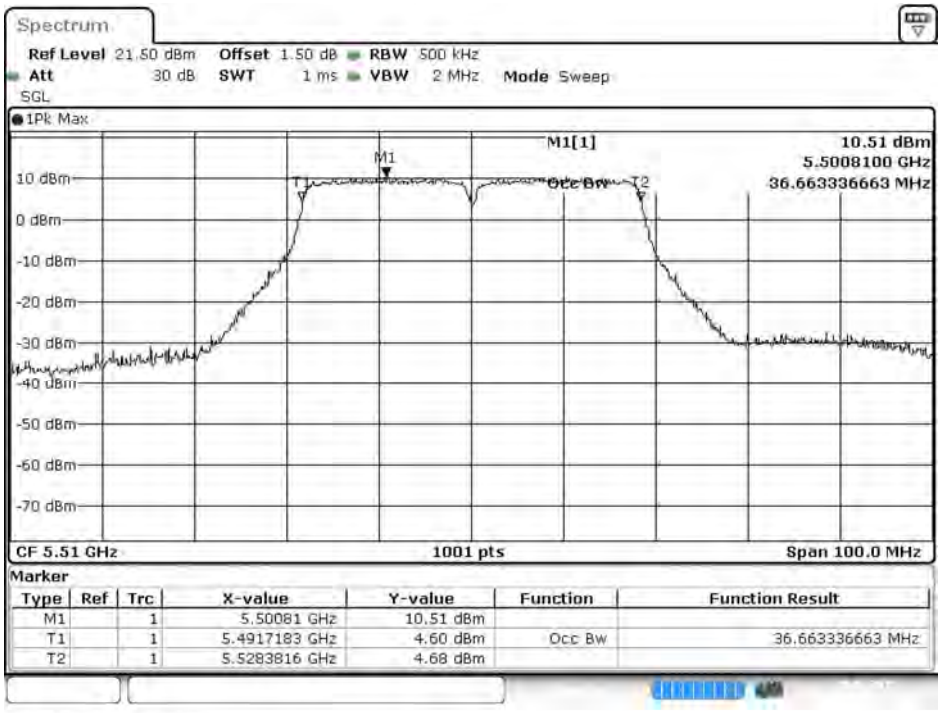

Date: 20.JAN.2019 03:45:39

Channel 110

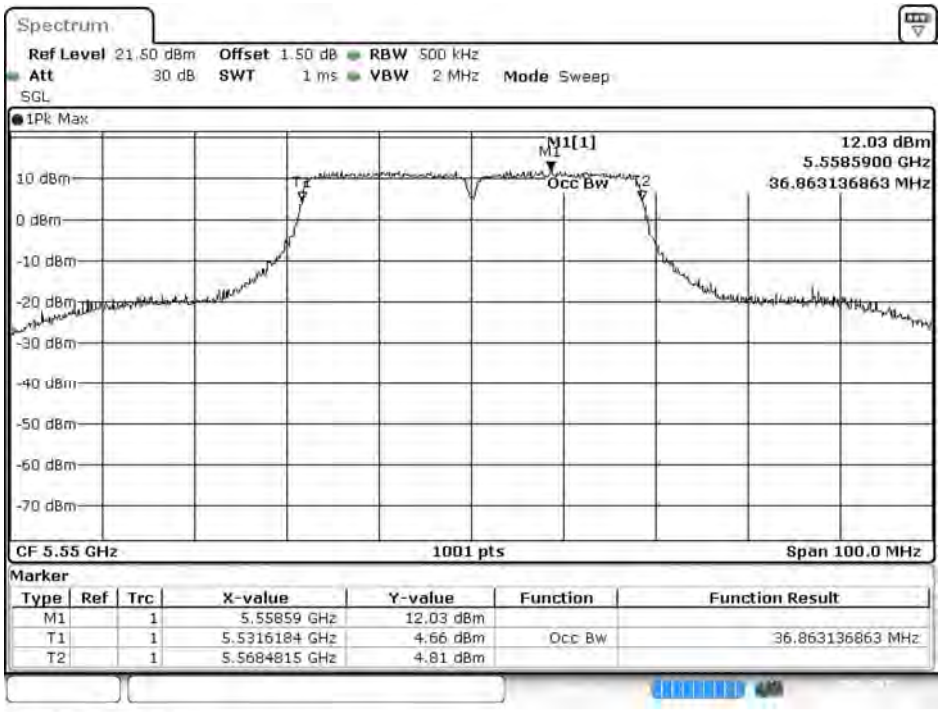

Date: 20.JAN.2019 04:32:41

Channel 134

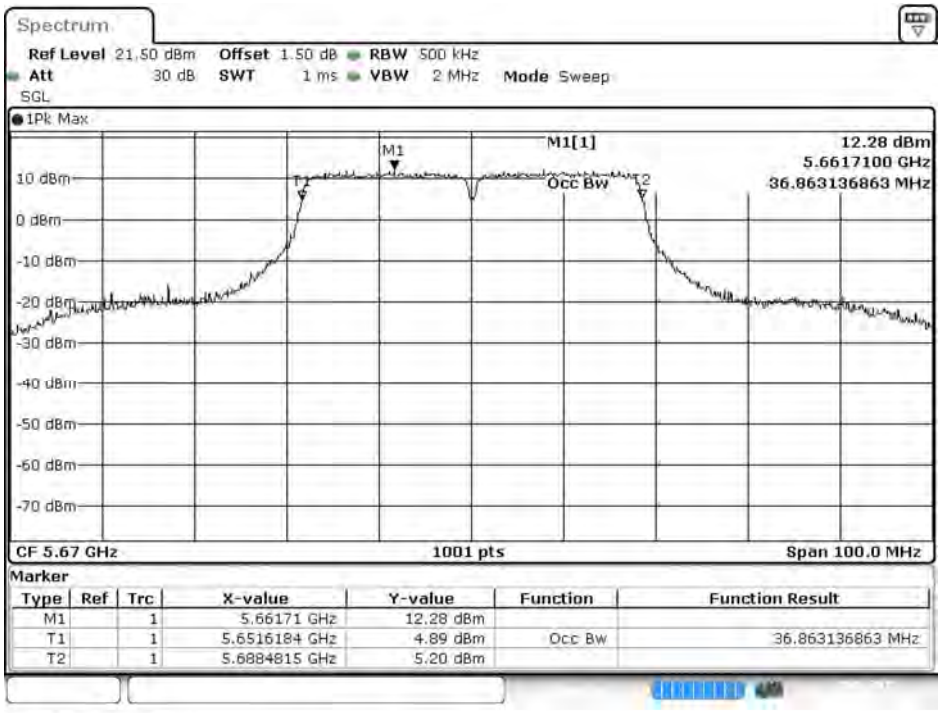

Date: 20.JAN.2019 06:18:52

Channel 142

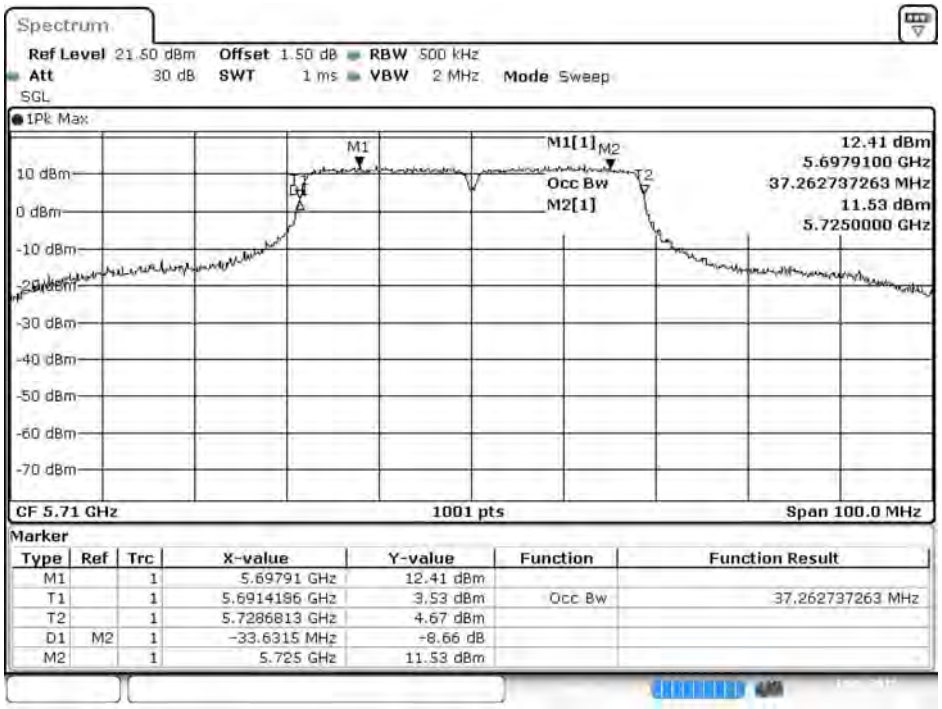

Date: 19.JAN.2019 17:10:23

Maximum conducted output power:

Channel 142 (U-NII-2C)

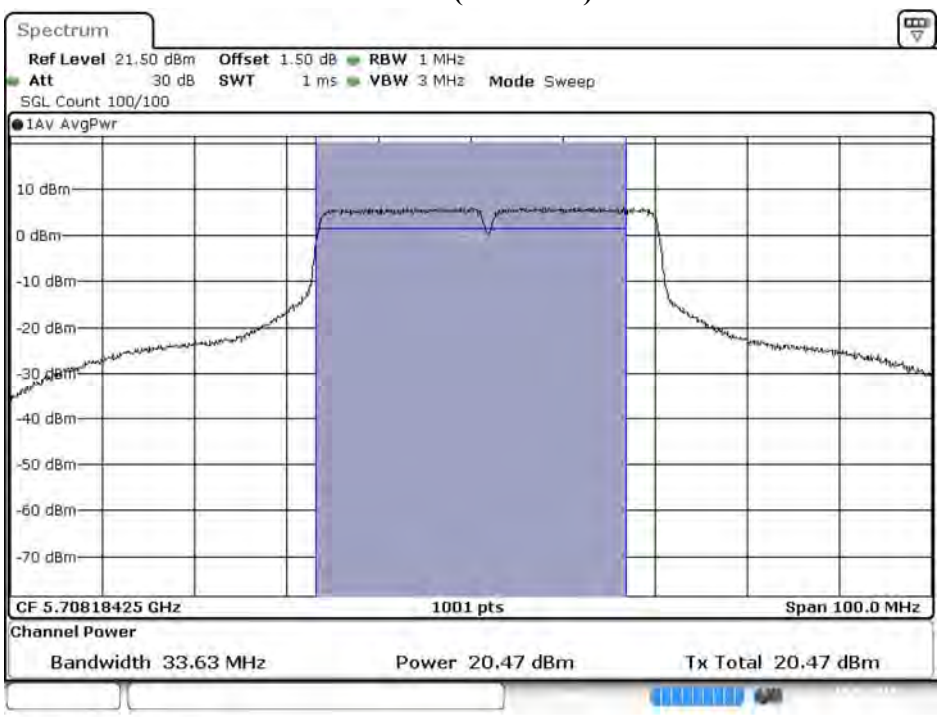

Date: 19.JAN.2019 17:11:29

Maximum conducted output power:
Channel 142 (U-NII-3)

Date: 19.JAN.2019 17:11:52

待測物名稱：Intel® Wi-Fi 6 AX200
待測物型號：AX200D2WL　　測試項目：峰值發射功率
測試頻道：--　　測試模式：Mode 1: SISO A: 發射器 802.11ac-80BW
6 dB 頻寬：1MHz　　視頻頻寬：3MHz
檢測器：峰值　　環境溫度：21 ℃
測試日期：108 年 01 月 19 日　　環境濕度：53 %

Cable loss=1.5dB		Maximum conducted output power									
Channel No	Frequency (MHz)	Data Rate (Mbps)									
		32.5	65	97.5	130	195	260	292.5	325	390	433.3
42	5210	19.08	19.04	18.99	18.95	18.90	18.85	18.81	18.75	18.69	18.64
58	5290	19.28	19.23	19.19	19.15	19.11	19.06	19.01	18.96	18.92	18.88
106	5530	19.11	--	--	--	--	--	--	--	--	--
122	5610	20.87	20.82	20.78	20.74	20.70	20.65	20.61	20.55	20.51	20.47
138 (U-NII-2C)	5690	20.74	--	--	--	--	--	--	--	--	--
138 (U-NII-3)	5690	4.56	--	--	--	--	--	--	--	--	--
155	5775	20.06	20.01	19.97	19.92	19.88	19.83	19.77	19.72	19.67	19.62

Note: Maximum conducted output power Value =Reading value on Spectrum Analyzer + cable loss

Maximum conducted output power Measurement:

Channel No	Frequency Range (MHz)	99% Bandwidth (MHz)	Output Power (dBm)	Output Power Limit	
				(dBm)	dBm+10log(BW)
42	5210	--	19.08	24	--
58	5290	76.523	19.28	24	29.84
106	5530	75.924	19.11	24	29.80
122	5610	76.124	20.87	24	29.82
138 (U-NII-2C)	5690	73.062	20.74	24	29.64
138 (U-NII-3)	5690	--	4.56	30	--
155	5775	--	20.06	30	--

99% Occupied Bandwidth:

Channel 42

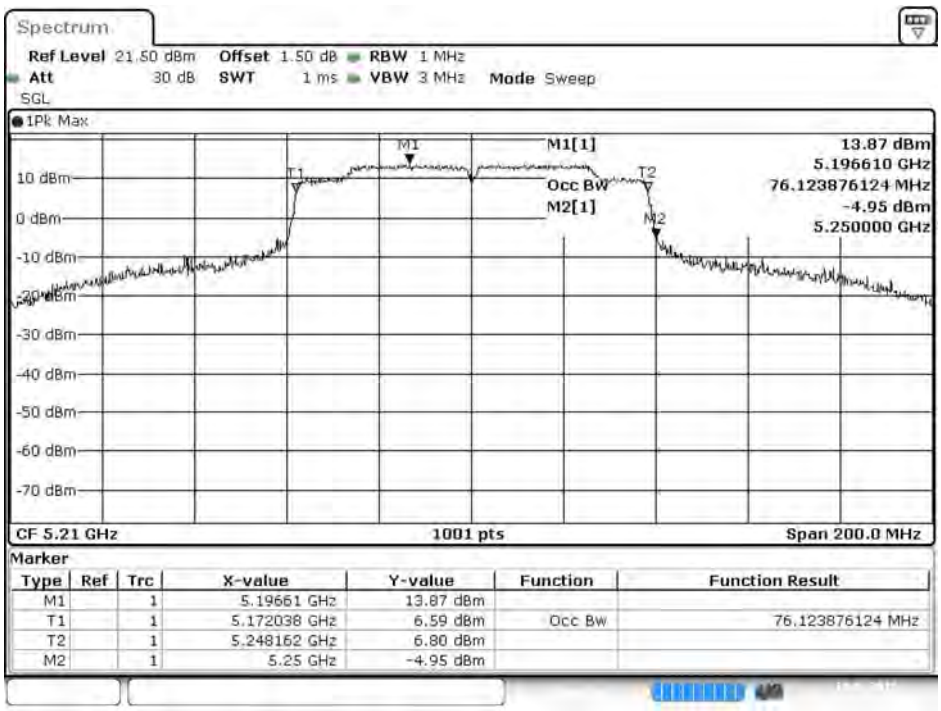

Date: 19.JAN.2019 17:12:46

Channel 58

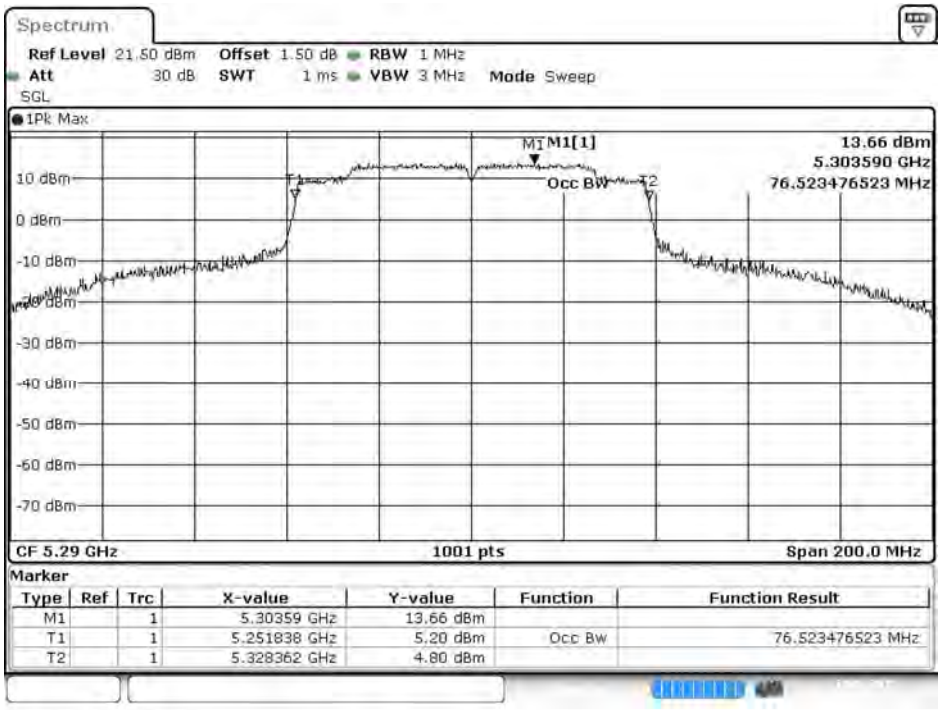

Date: 19.JAN.2019 17:18:08

Channel 106

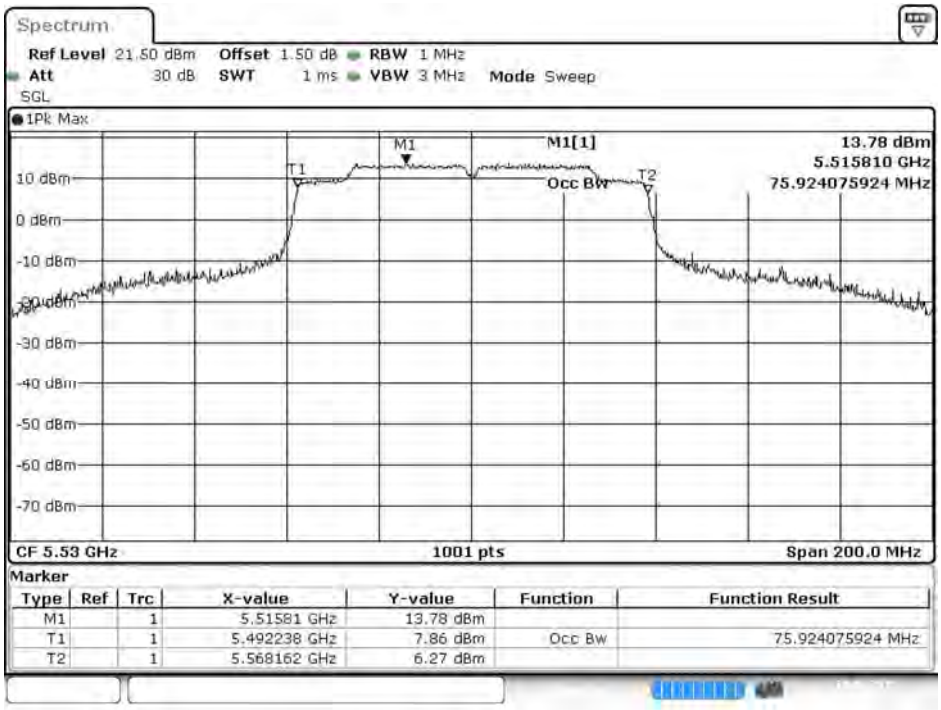

Channel 122

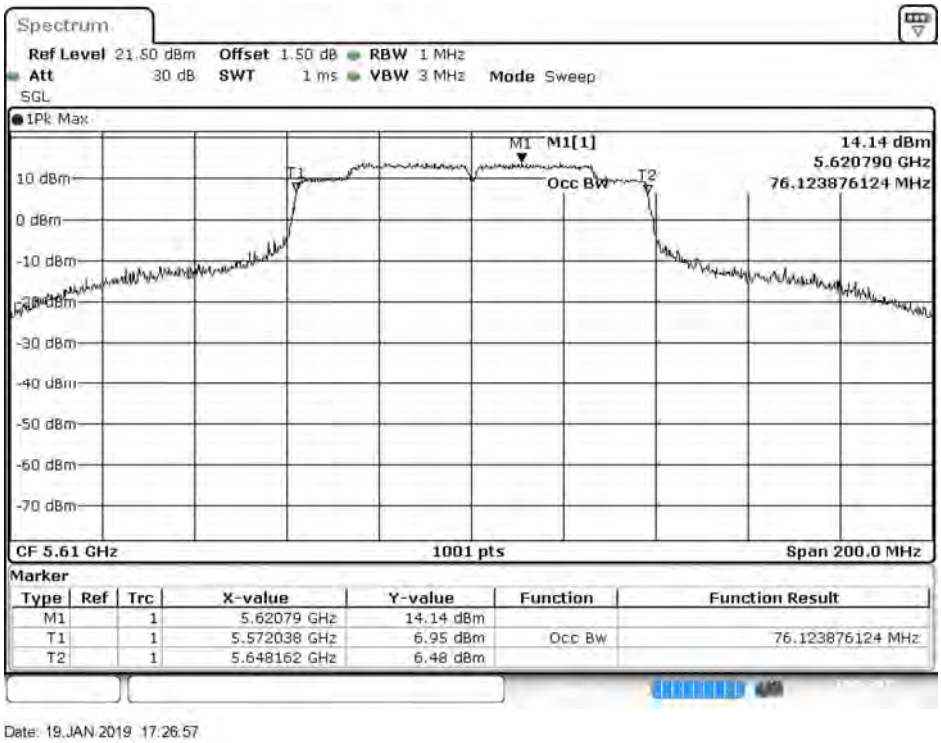

Channel 138

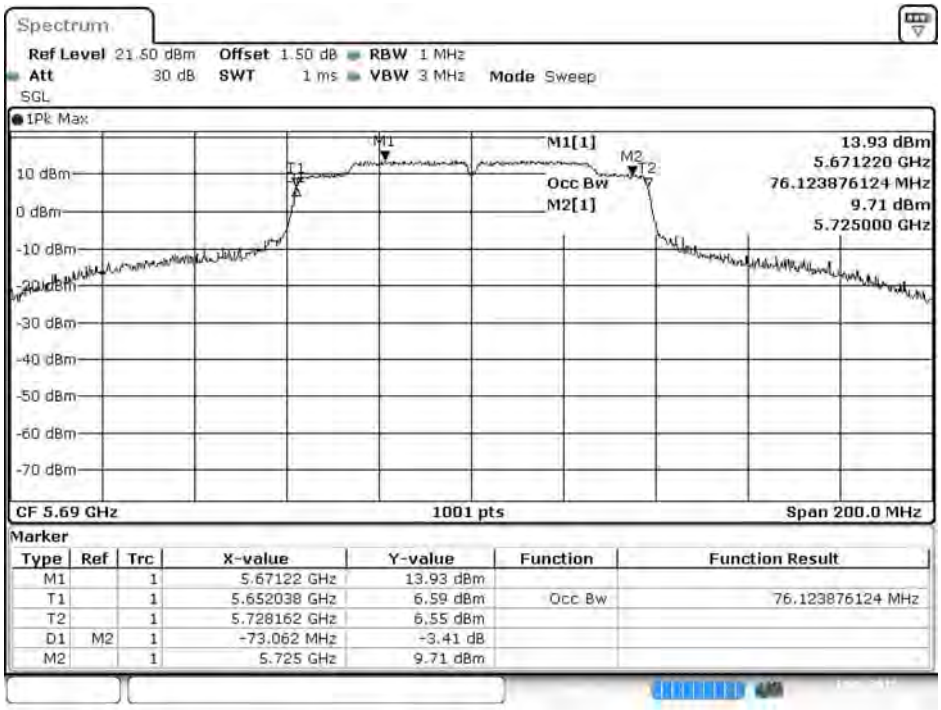

Date: 19.JAN.2019 17:28:39

Channel 155

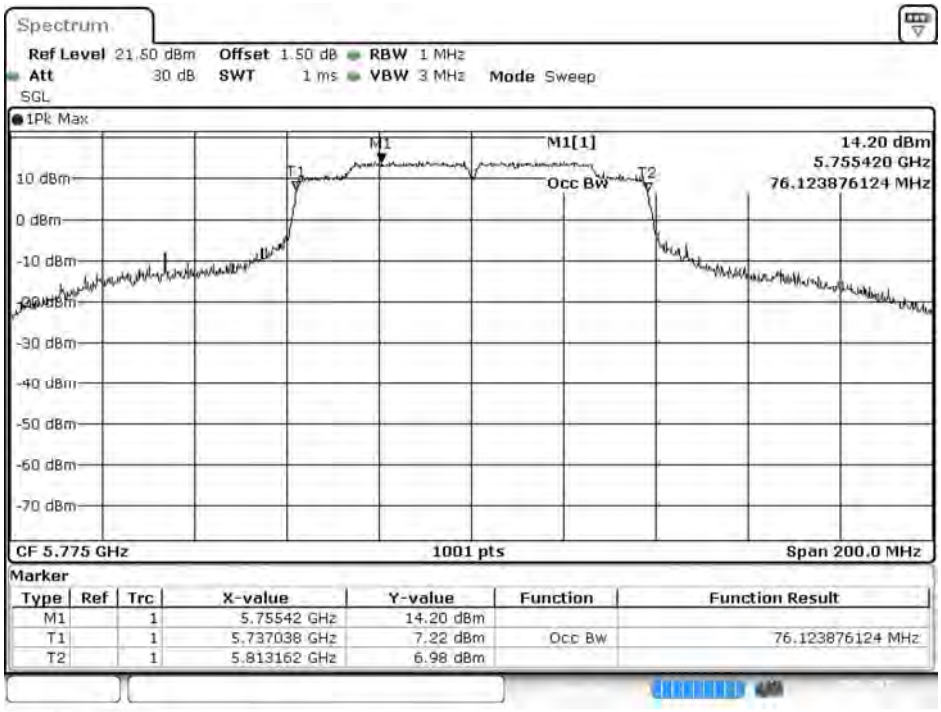

Date: 20.JAN.2019 06:41:51

Maximum conducted output power:

Channel 42

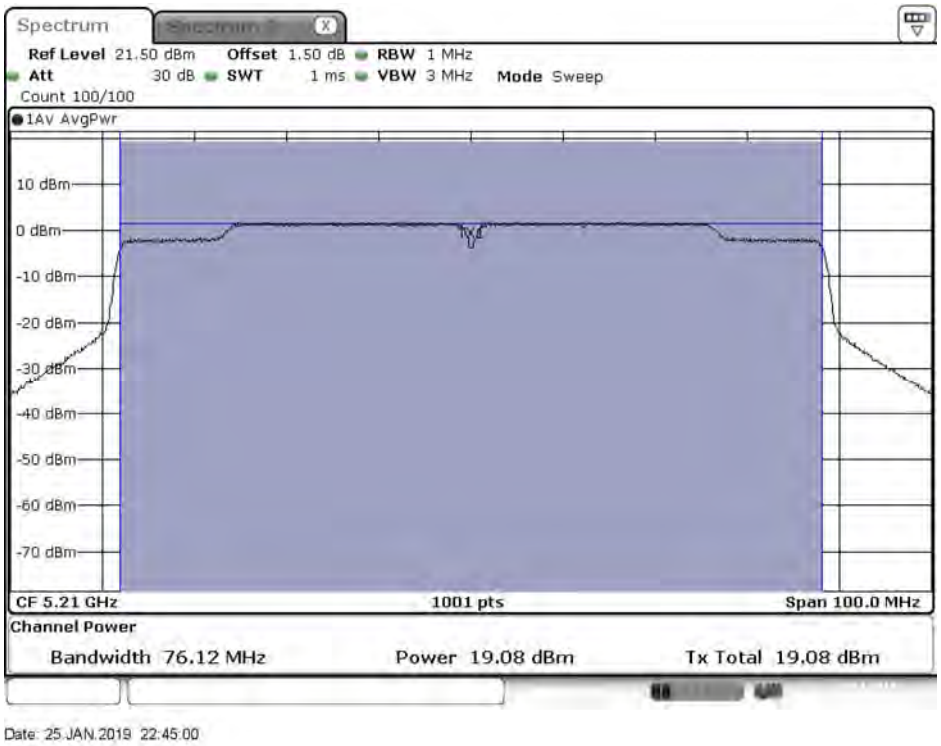

Maximum conducted output power:

Channel 58

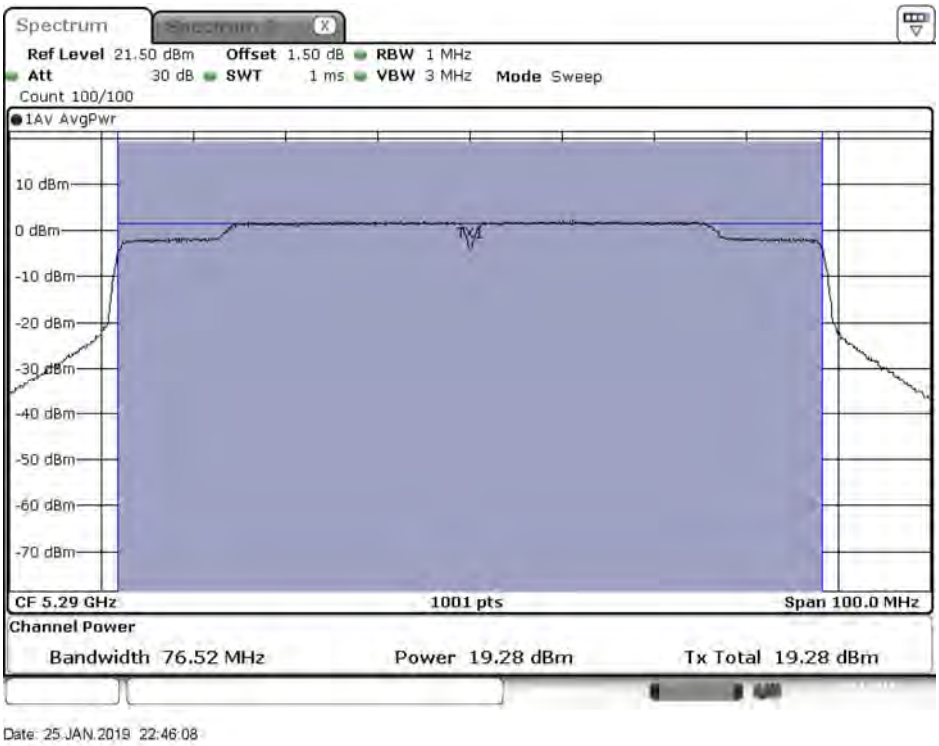

Maximum conducted output power:

Channel 106

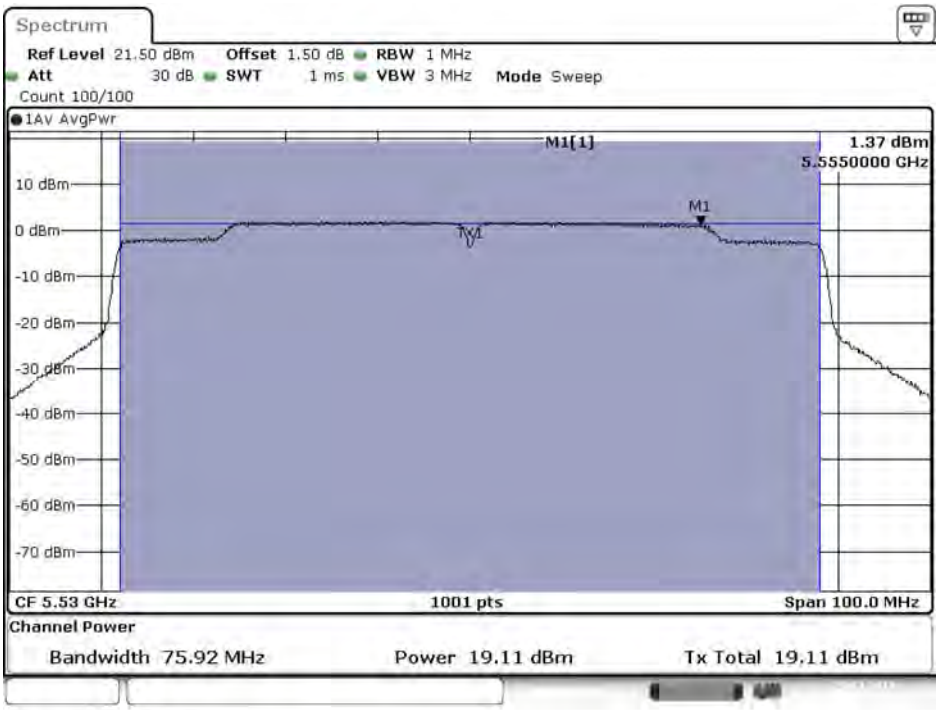

Date: 25.JAN.2019 18:24:08

Maximum conducted output power:

Channel 122

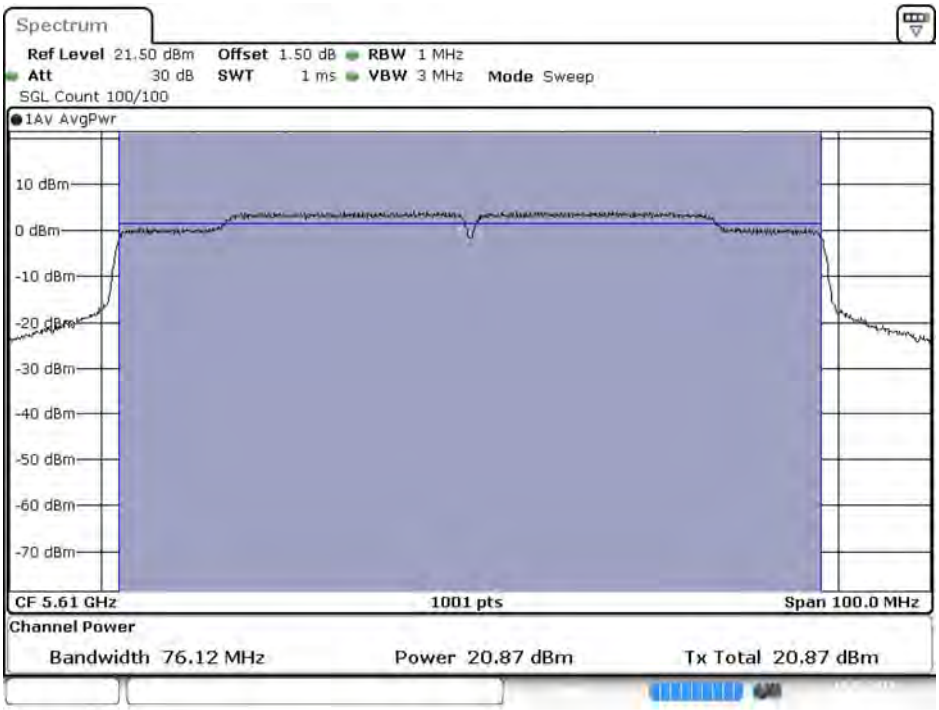

Date: 19.JAN.2019 17:27:42

Maximum conducted output power:

Channel 138 (U-NII-2C)

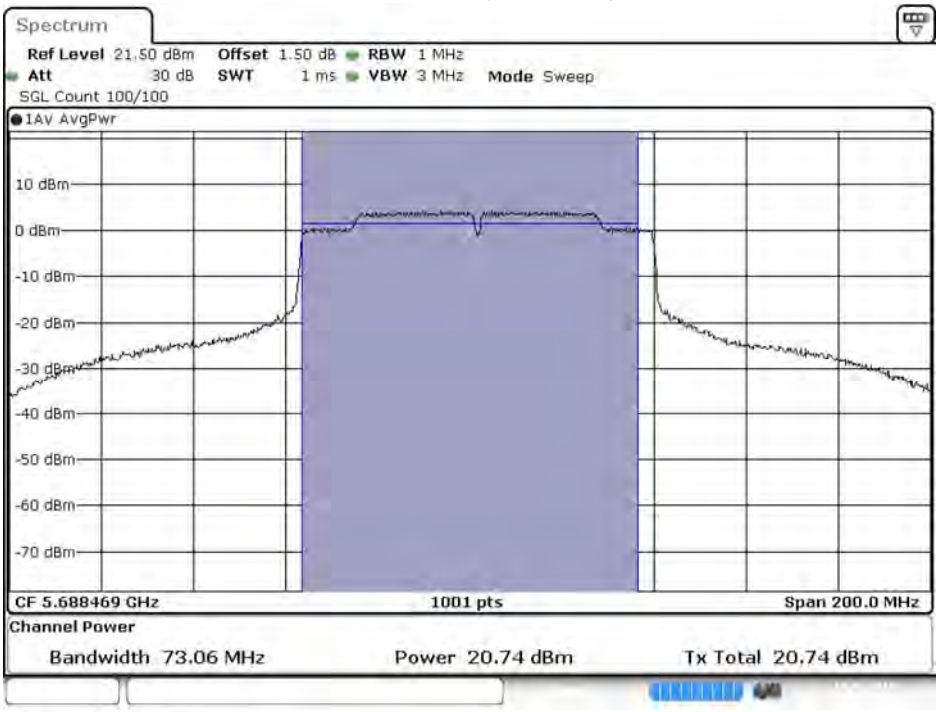

Date: 19.JAN.2019 17:29:45

Maximum conducted output power:

Channel 138 (U-NII-3)

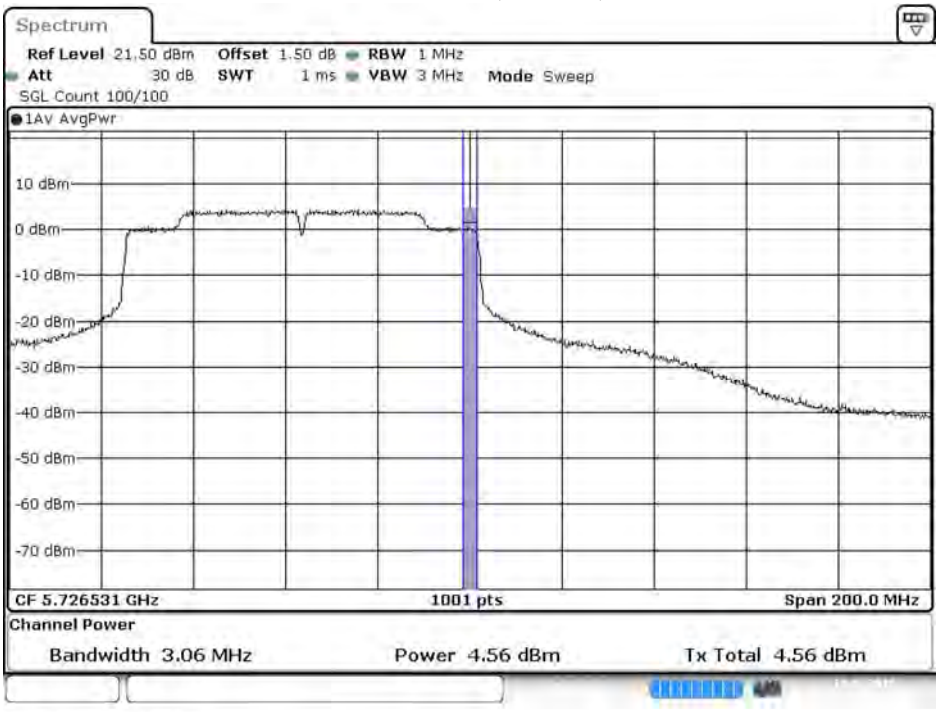

Date: 19.JAN.2019 17:30:08

Maximum conducted output power:

Channel 155

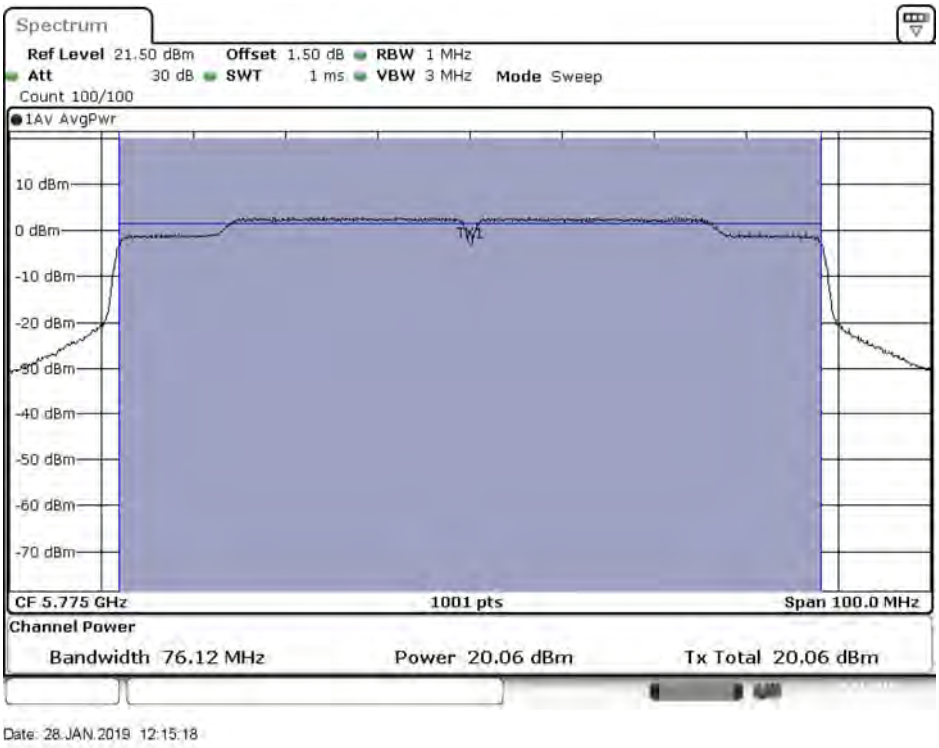

待測物名稱：Intel® Wi-Fi 6 AX200
待測物型號：AX200D2WL　　測試項目：峰值發射功率
測試頻道：--　　測試模式：Mode 1: SISO A: 發射器 802.11ac-160BW
6 dB 頻寬：1MHz　　視頻頻寬：3MHz
檢測器：峰值　　環境溫度：21 ℃
測試日期：108 年 01 月 19 日　　環境濕度：53 %

Cable loss=1.5dB		Maximum conducted output power									
Channel No	Frequency (MHz)	Data Rate (Mbps)									
		65	130	195	260	390	520	585	650	780	866.7
50 (U-NII-1)	5250	14.07	14.02	13.98	13.93	19.88	19.84	19.80	19.75	19.71	19.65
50 (U-NII-2A)	5250	14.21	14.16	14.12	14.08	14.04	13.98	13.92	13.88	13.84	13.80
114	5570	17.74	17.70	17.65	17.60	17.56	17.52	17.47	14.41	14.35	14.30

Note: Maximum conducted output power Value =Reading value on Spectrum Analyzer + cable loss

Maximum conducted output power Measurement:

Channel No	Frequency Range (MHz)	99% Bandwidth (MHz)	Output Power (dBm)	Output Power Limit	
				(dBm)	dBm+10log(BW)
50 (U-NII-1)	5250	--	14.07	24	--
50 (U-NII-2A)	5250	84.090	14.21	24	30.25
114	5570	157.343	17.74	24	32.97

99% Occupied Bandwidth:

Channel 50

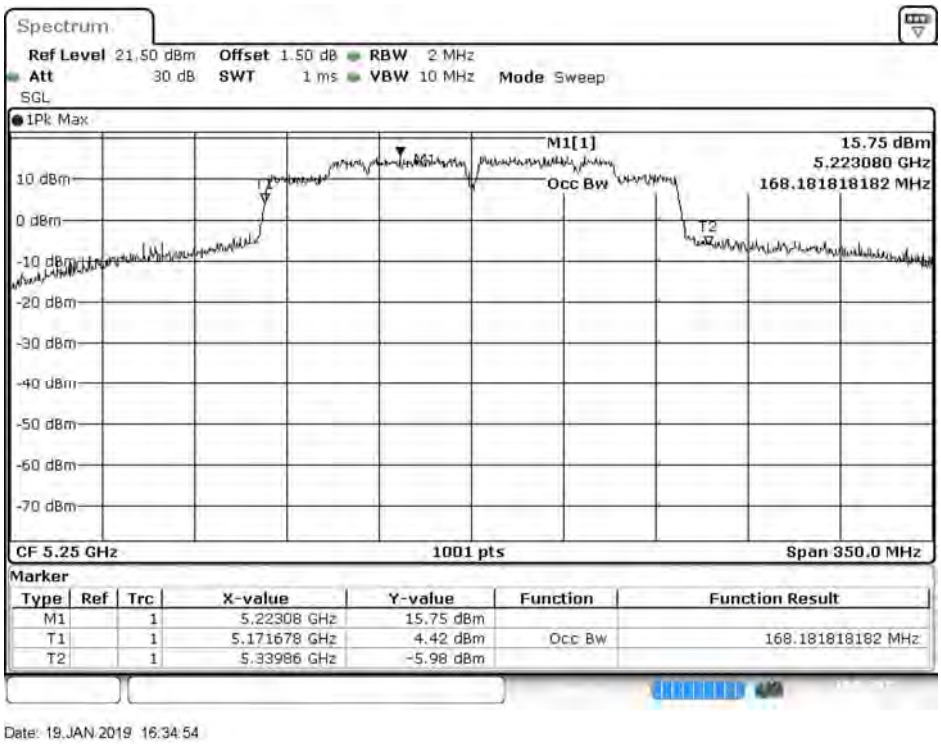

Date: 19.JAN.2019 16:34:54

Channel 114

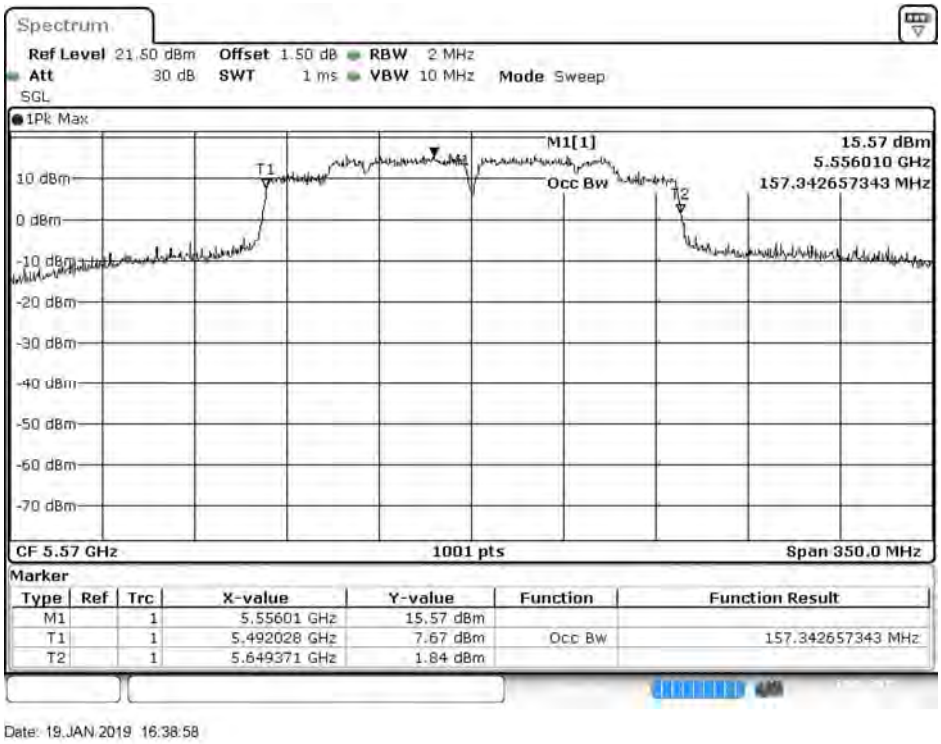

Date: 19.JAN.2019 16:38:58

Maximum conducted output power:

Channel 50 (U-NII-1)

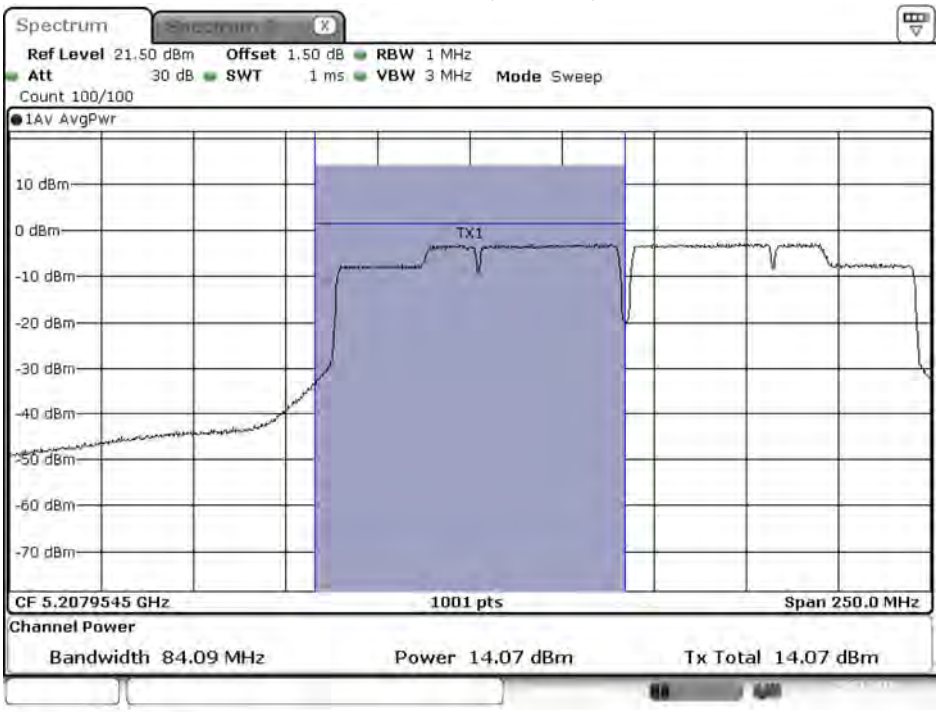

Date: 25.JAN.2019 22:47:19

Maximum conducted output power:

Channel 50 (U-NII-2A)

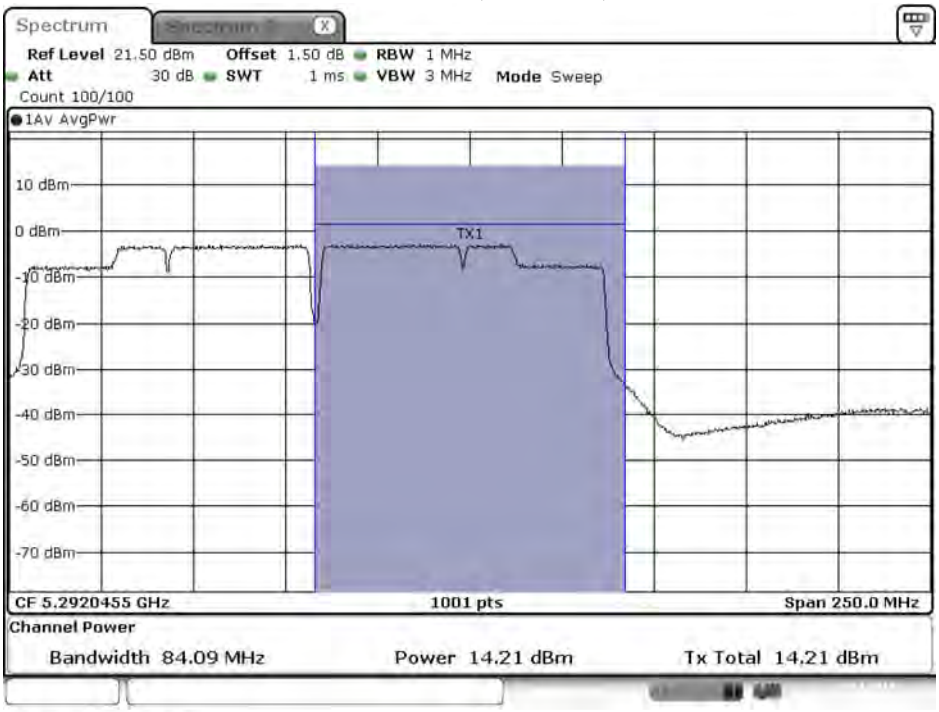

Date: 25.JAN.2019 22:47:54

Maximum conducted output power:

Channel 114

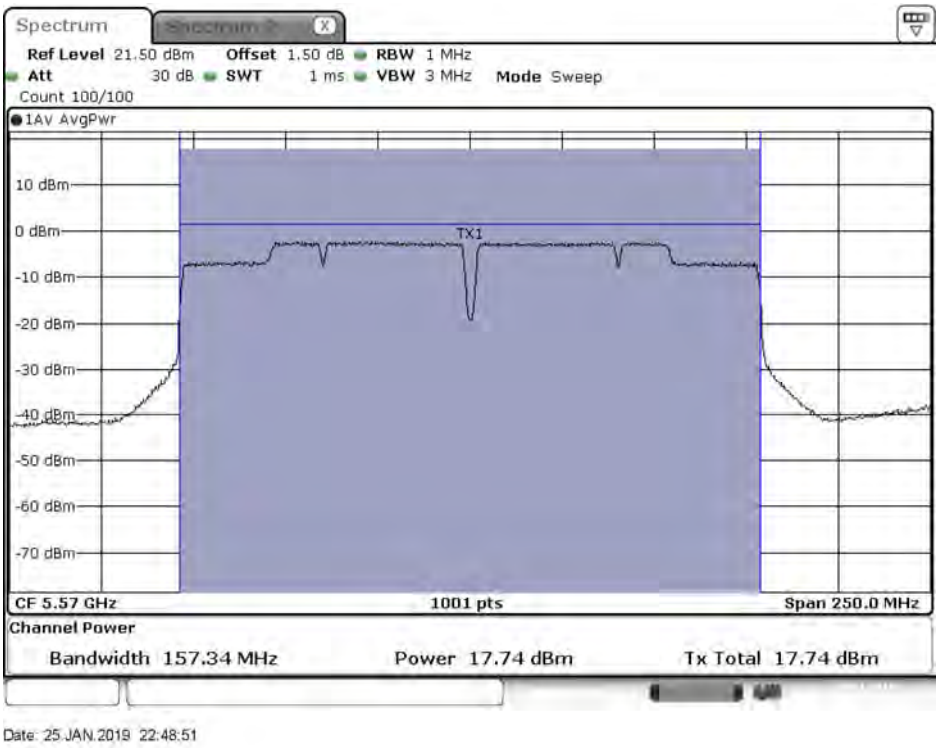

待測物名稱：Intel® Wi-Fi 6 AX200
待測物型號：AX200D2WL　　測試項目：峰值發射功率
測試頻道：--　　測試模式：Mode 2: SISO B: 發射器 802.11a
檢測器：峰值　　環境溫度：21 ℃
測試日期：108 年 01 月 21 日　　環境濕度：53 %

Cable loss=1.5dB		Maximum conducted output power							
Channel No.	Frequency (MHz)	Data Rate (Mbps)							
		6	9	12	18	24	36	48	54
		Measurement Level (dBm)							
36	5180	19.86	--	--	--	--	--	--	--
44	5220	20.91	20.86	20.80	20.76	20.72	20.68	20.62	20.57
48	5240	20.97	--	--	--	--	--	--	--
52	5260	20.96	--	--	--	--	--	--	--
60	5300	20.89	20.83	20.78	20.72	20.67	20.63	20.59	20.53
64	5320	20.63	--	--	--	--	--	--	--
100	5500	19.84	--	--	--	--	--	--	--
116	5580	20.95	20.90	20.86	20.82	20.78	20.72	20.66	20.60
140	5700	18.70	--	--	--	--	--	--	--
149	5745	20.97	--	--	--	--	--	--	--
157	5785	20.94	20.88	20.82	20.78	20.74	20.68	20.62	20.57
165	5825	20.98	--	--	--	--	--	--	--

Note: Maximum conducted output power Value =Reading value on average power meter + cable loss

Maximum conducted output power Measurement:

Channel No	Frequency Range (MHz)	99% Bandwidth (MHz)	Output Power (dBm)	Output Power Limit	
				(dBm)	dBm+10log(BW)
36	5180	--	19.86	24	--
44	5220	--	20.91	24	--
48	5240	--	20.97	24	--
52	5260	17.333	20.96	24	23.39
60	5300	17.333	20.89	24	23.39
64	5320	17.483	20.63	24	23.43
100	5500	17.333	19.84	24	23.39
116	5580	17.433	20.95	24	23.41
140	5700	17.832	18.70	24	23.51
149	5745	--	20.97	30	--
157	5785	--	20.94	30	--
165	5825	--	20.98	30	--

99% Occupied Bandwidth:

Channel 52

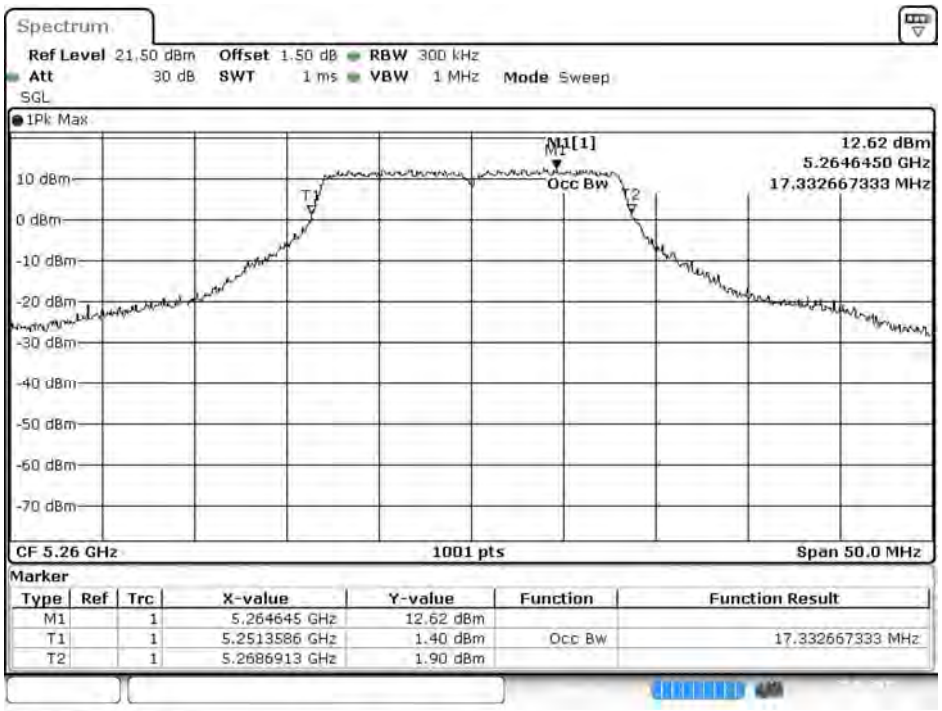

Date: 21.JAN.2019 13:15:31

Channel 60

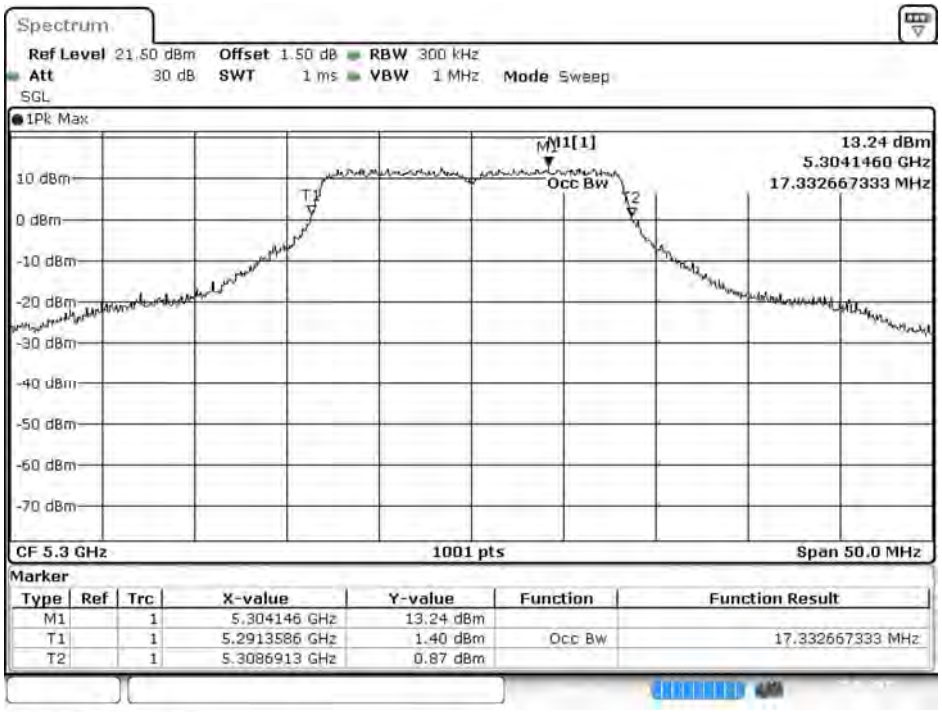

Date: 21.JAN.2019 13:17:59

Channel 64

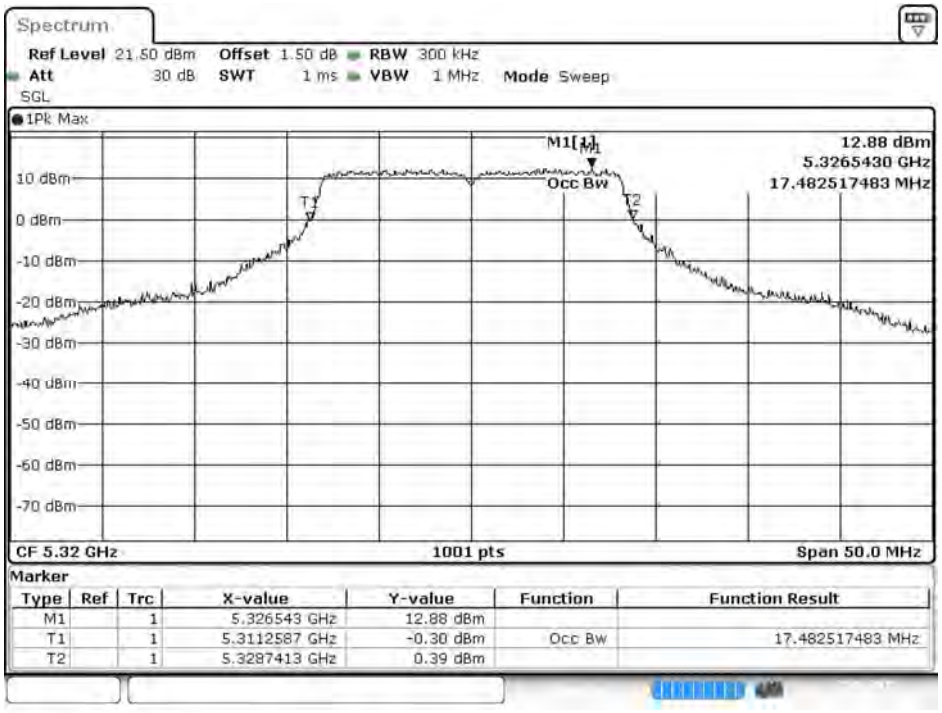

Date: 21.JAN.2019 13:20:06

Channel 100

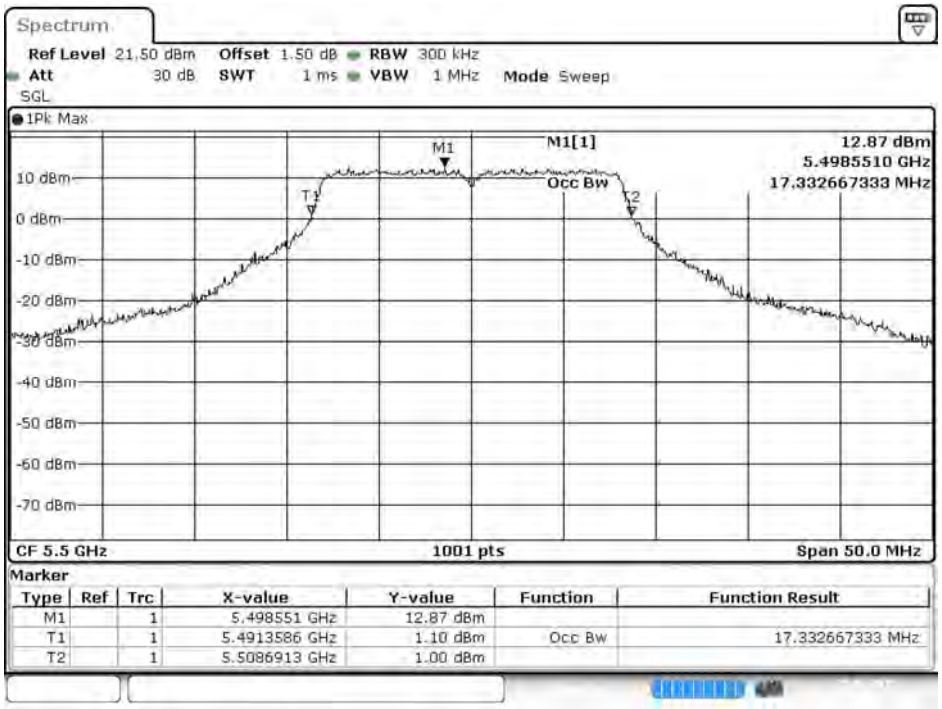

Date: 21.JAN.2019 13:22:22

Channel 116

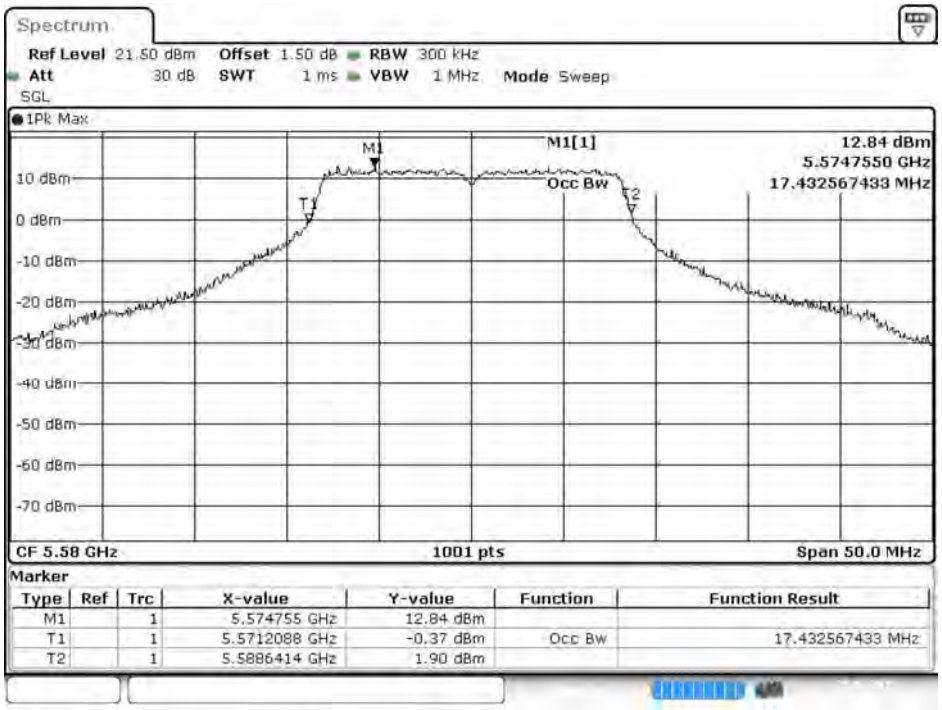

Date: 21.JAN.2019 13:24:44

Channel 140

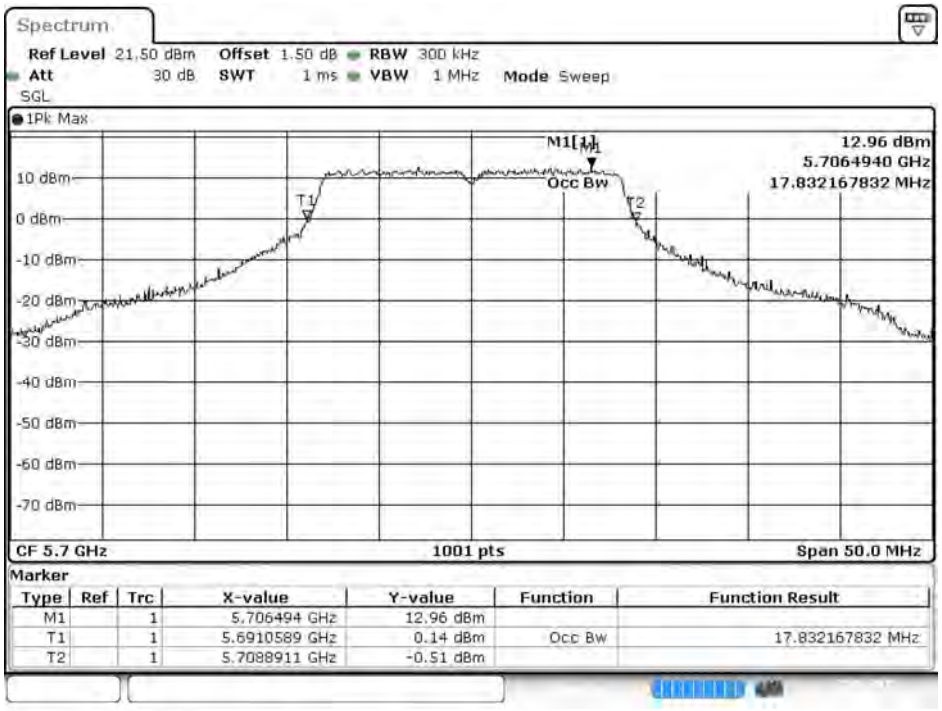

Date: 21.JAN.2019 13:28:58

待測物名稱：Intel® Wi-Fi 6 AX200
待測物型號：AX200D2WL　　測 試 項 目 ：峰值發射功率
測 試 頻 道 ：--　　測 試 模 式 ：Mode 2: SISO B: 發射器 802.11n-20BW
檢 測 器 ：峰值　　環 境 溫 度 ：21 ℃
測 試 日 期 ：108 年 01 月 21 日　　環 境 濕 度 ：53 %

Cable loss=1.5dB		Maximum conducted output power							
Channel No.	Frequency (MHz)	Data Rate (Mbps)							
		7.2	14.4	21.7	28.9	43.3	57.8	65	72.2
		Measurement Level (dBm)							
36	5180	19.87	--	--	--	--	--	--	--
44	5220	20.99	20.93	20.87	20.81	20.77	20.71	20.66	20.61
48	5240	20.94	--	--	--	--	--	--	--
52	5260	20.96	--	--	--	--	--	--	--
60	5300	20.97	20.91	20.85	20.80	20.74	20.68	20.62	20.57
64	5320	20.57	--	--	--	--	--	--	--
100	5500	19.89	--	--	--	--	--	--	--
116	5580	20.99	20.93	20.87	20.83	20.78	20.73	20.68	20.63
140	5700	18.22	--	--	--	--	--	--	--
144(U-NII-2C)	5720	19.85	19.79	19.75	19.69	19.61	19.57	19.52	19.47
144(U-NII-3)	5720	14.29	14.24	14.19	14.14	14.09	14.05	13.99	13.94
149	5745	20.91	--	--	--	--	--	--	--
157	5785	20.94	20.88	20.82	20.78	20.74	20.68	20.62	20.57
165	5825	20.93	--	--	--	--	--	--	--

Note: Maximum conducted output power Value =Reading value on average power meter + cable loss

Maximum conducted output power Measurement:

Channel Number	Frequency (MHz)	99% Bandwidth (MHz)	Output Power (dBm)	Output Power Limit	
				(dBm)	dBm+10log(BW)
36	5180	--	19.87	24	--
44	5220	--	20.99	24	--
48	5240	--	20.94	24	--
52	5260	18.382	20.96	24	23.64
60	5300	18.332	20.97	24	23.63
64	5320	18.382	20.57	24	23.64
100	5500	18.332	19.89	24	23.63
116	5580	18.482	20.99	24	23.67
140	5700	18.731	18.22	24	23.73
144(U-NII-2C)	5720	16.289	19.85	24	23.12
144(U-NII-3)	5720	--	14.29	30	--
149	5745	--	20.91	30	--
157	5785	--	20.94	30	--
165	5825	--	20.93	30	--

99% Occupied Bandwidth:

Channel 52

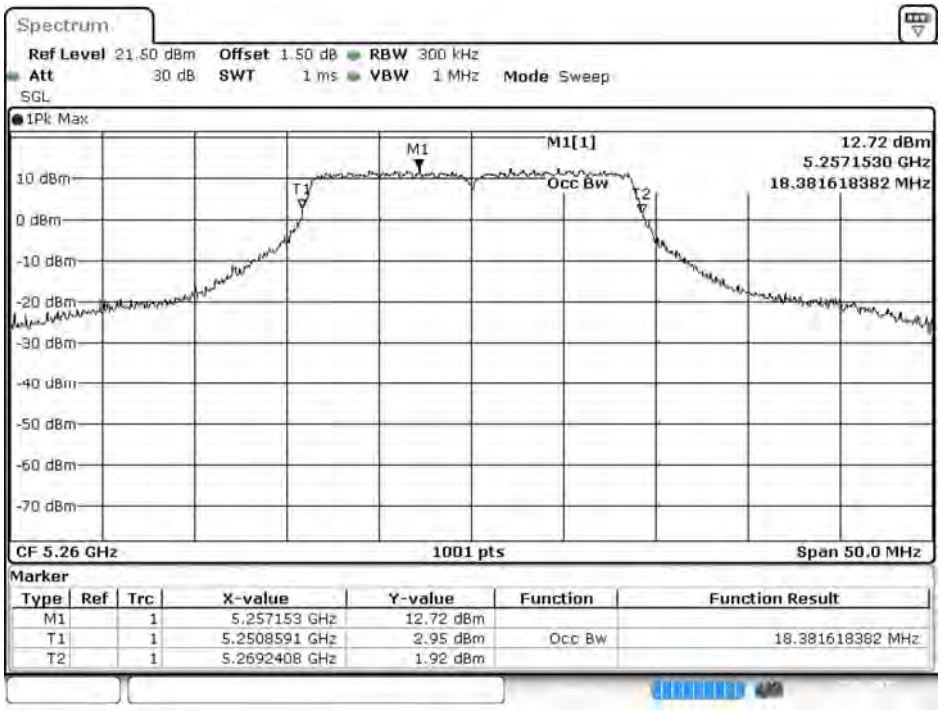

Date: 21.JAN.2019 14:23:08

Channel 60

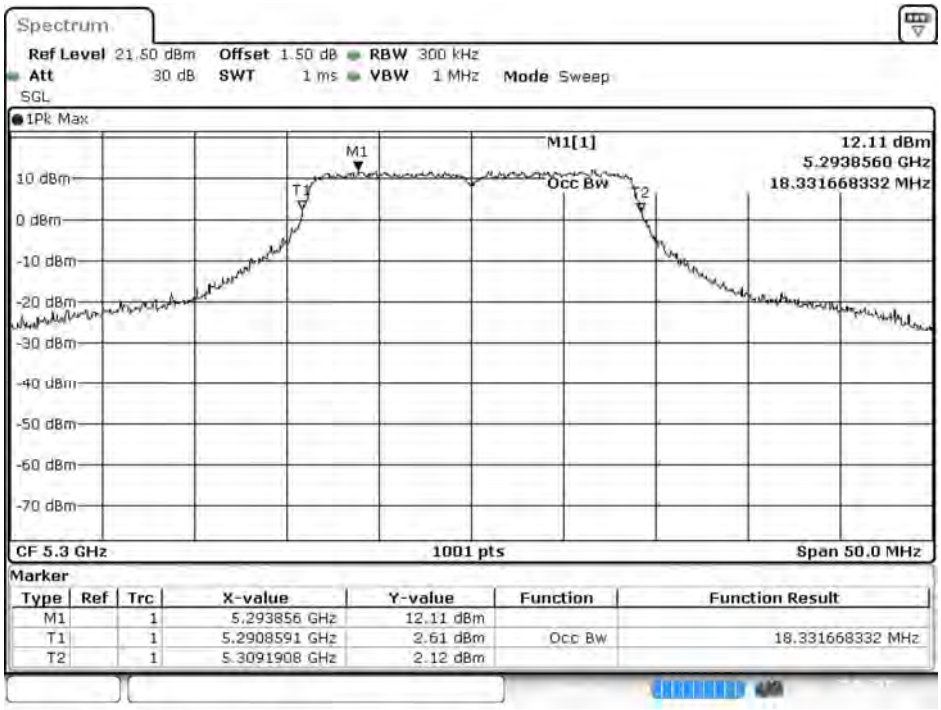

Date: 21.JAN.2019 14:26:33

Channel 64

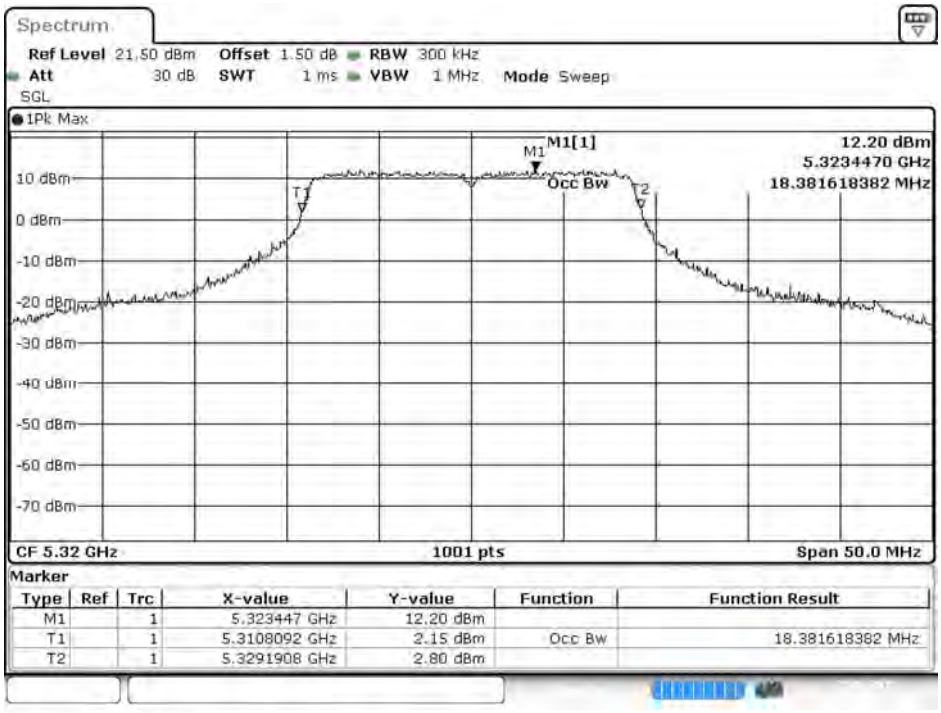

Date: 21.JAN.2019 14:28:45

Channel 100

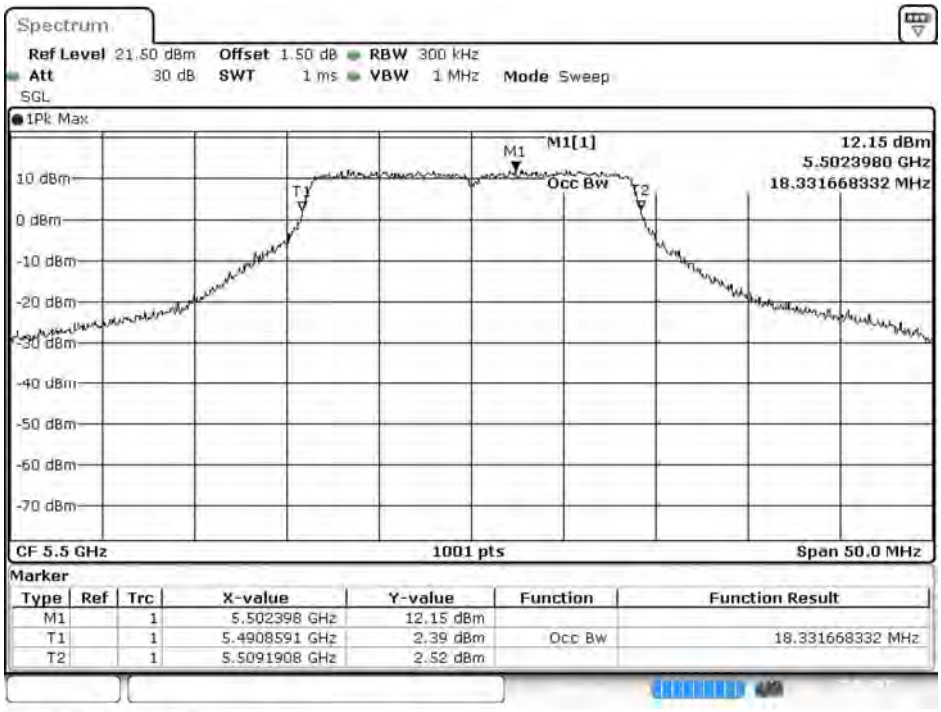

Date: 21.JAN.2019 14:33:50

Channel 116

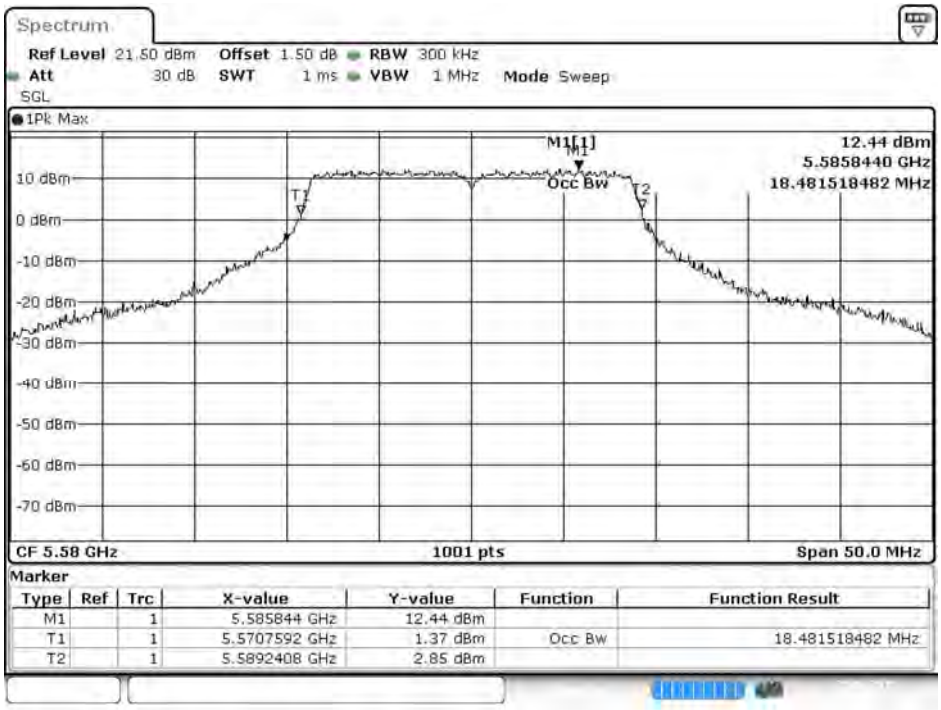

Date: 21.JAN.2019 14:37:11

Channel 140

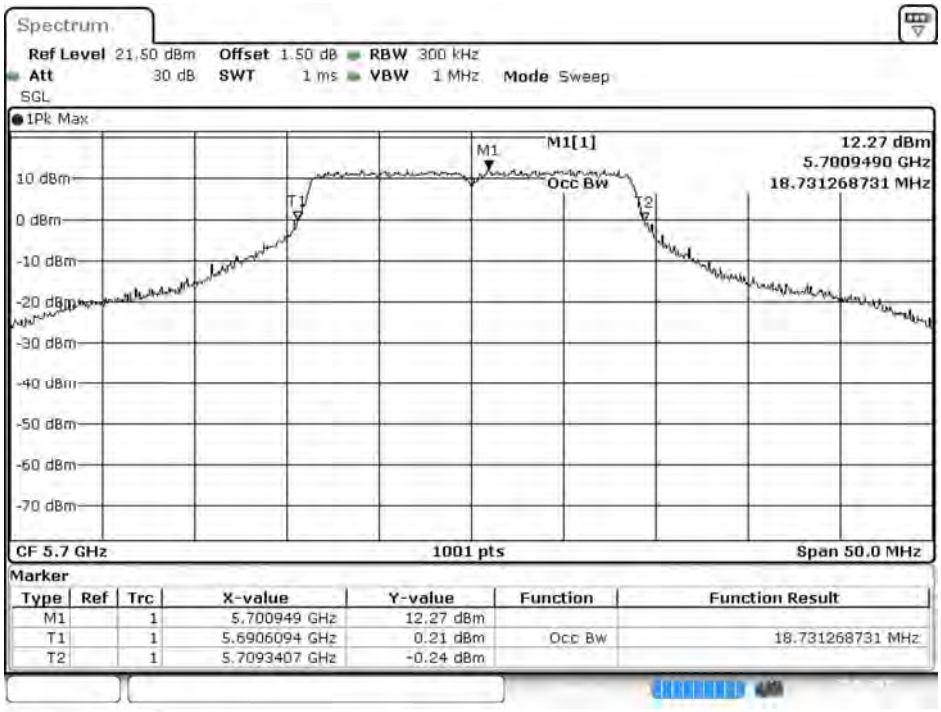

Date: 21.JAN.2019 14:44:25

Channel 144

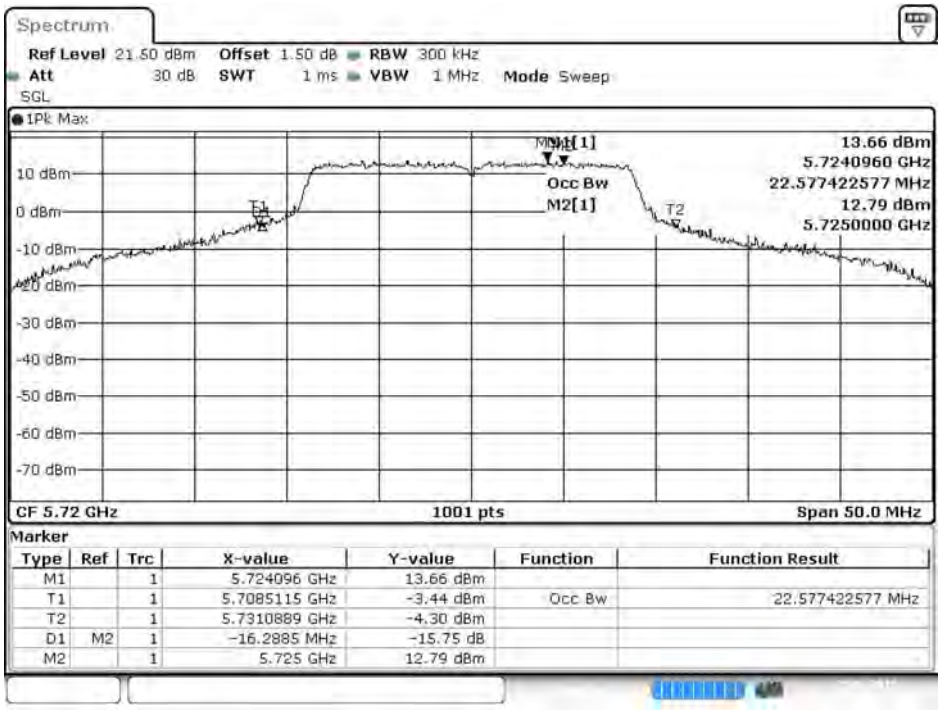

Date: 21.JAN.2019 13:52:04

Maximum conducted output power:

Channel 144 (U-NII-2C)

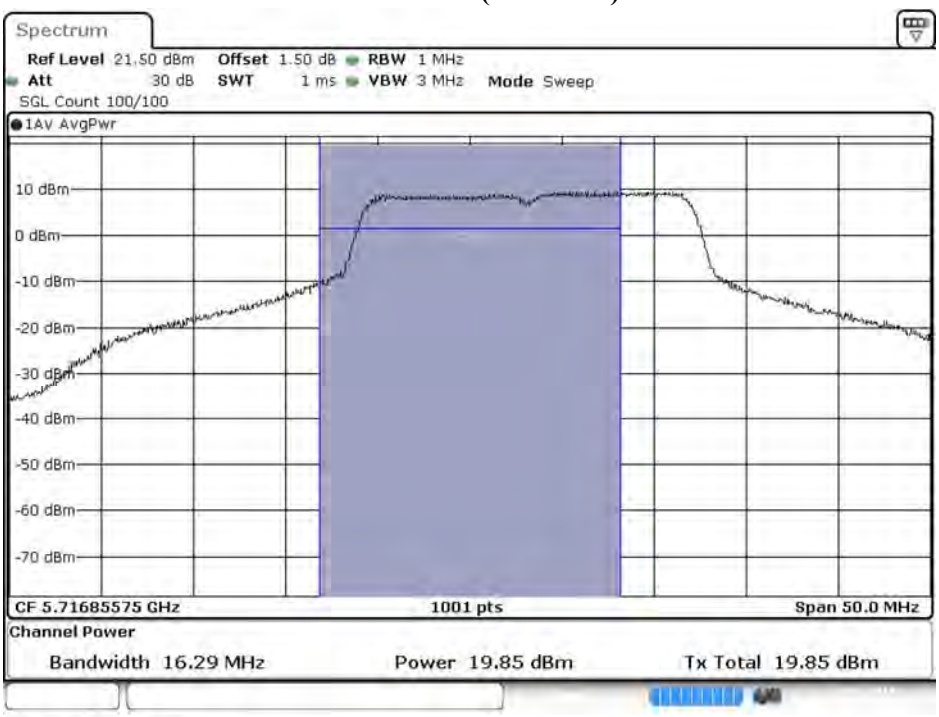

Date: 21.JAN.2019 13:53:11

Maximum conducted output power:

Channel 144 (U-NII-3)

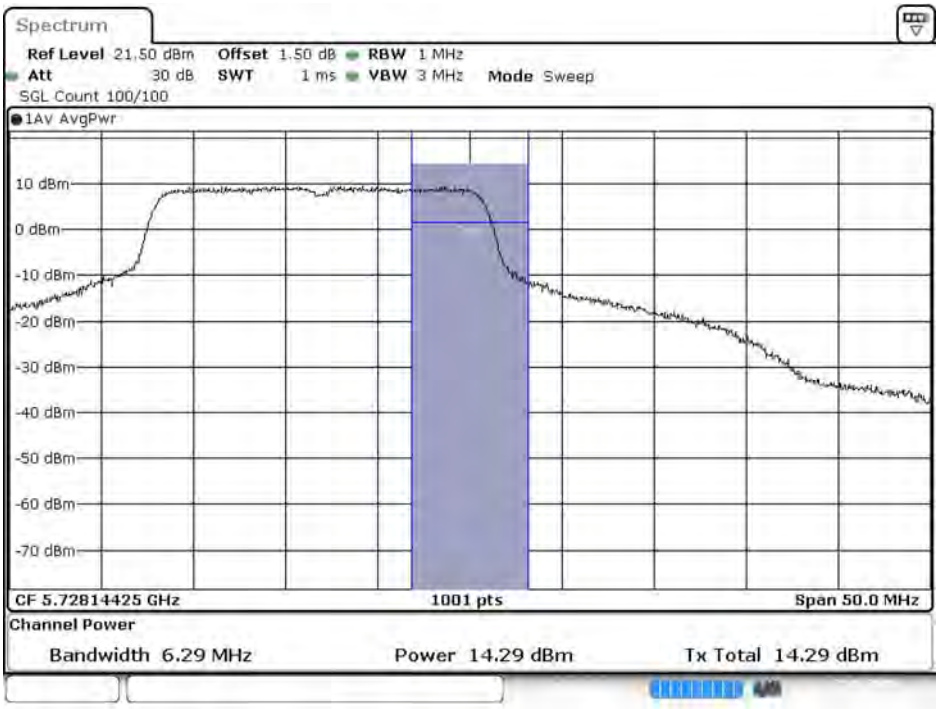

Date: 21.JAN.2019 13:53:35

待測物名稱：Intel® Wi-Fi 6 AX200
待測物型號：AX200D2WL　　測試項目：峰值發射功率
測試頻道：--　　測試模式：Mode 2: SISO B: 發射器 802.11n-40BW
檢測器：峰值　　環境溫度：21 ℃
測試日期：108 年 01 月 21 日　　環境濕度：53 %

Cable loss=1.5dB		Maximum conducted output power							
Channel No.	Frequency (MHz)	Data Rate (Mbps)							
		15	30	45	60	90	120	135	150
		Measurement Level (dBm)							
38	5190	20.23	--	--	--	--	--	--	--
46	5230	20.97	20.91	20.85	20.79	20.75	20.71	20.67	20.62
54	5270	20.97	--	--	--	--	--	--	--
62	5310	18.86	18.80	18.74	18.68	18.62	18.58	18.52	18.48
102	5510	19.14	--	--	--	--	--	--	--
110	5550	20.91	20.87	20.83	20.79	20.74	20.69	20.63	20.59
134	5670	19.02	--	--	--	--	--	--	--
142(U-NII-2C)	5710	20.55	20.49	20.43	20.39	20.34	20.29	20.25	20.19
142(U-NII-3)	5710	10.76	10.71	10.65	10.61	10.57	10.53	10.48	10.42
151	5755	20.98	--	--	--	--	--	--	--
159	5795	20.94	20.88	20.82	20.78	20.72	20.67	20.62	20.57

Note: Maximum conducted output power Value =Reading value on average power meter + cable loss

Maximum conducted output power Measurement:

Channel Number	Frequency (MHz)	99% Bandwidth (MHz)	Output Power (dBm)	Output Power Limit	
				(dBm)	dBm+10log(BW)
38	5190	--	20.23	24	--
46	5230	--	20.97	24	--
54	5270	36.763	20.97	24	26.65
62	5310	36.963	18.86	24	26.68
102	5510	36.863	19.14	24	26.67
110	5550	36.663	20.91	24	26.64
134	5670	36.863	19.02	24	26.67
142(U-NII-2C)	5710	33.881	20.55	24	26.30
142(U-NII-3)	5710	--	10.76	30	--
151	5755	--	20.98	30	--
159	5795	--	20.94	30	--

99% Occupied Bandwidth:

Channel 54

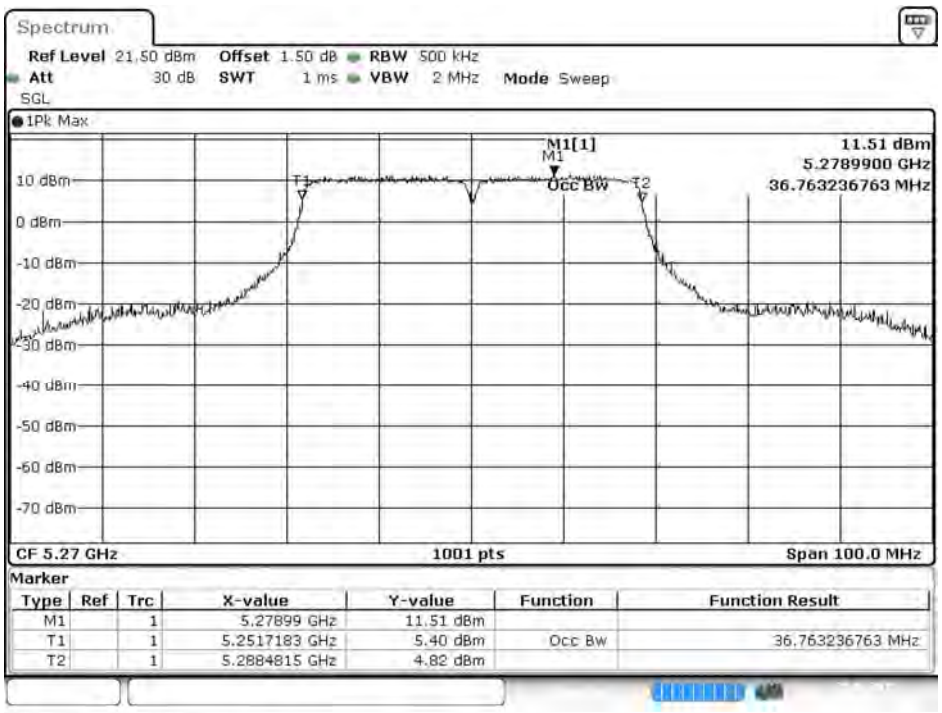

Date: 21.JAN.2019 14:52:08

Channel 62

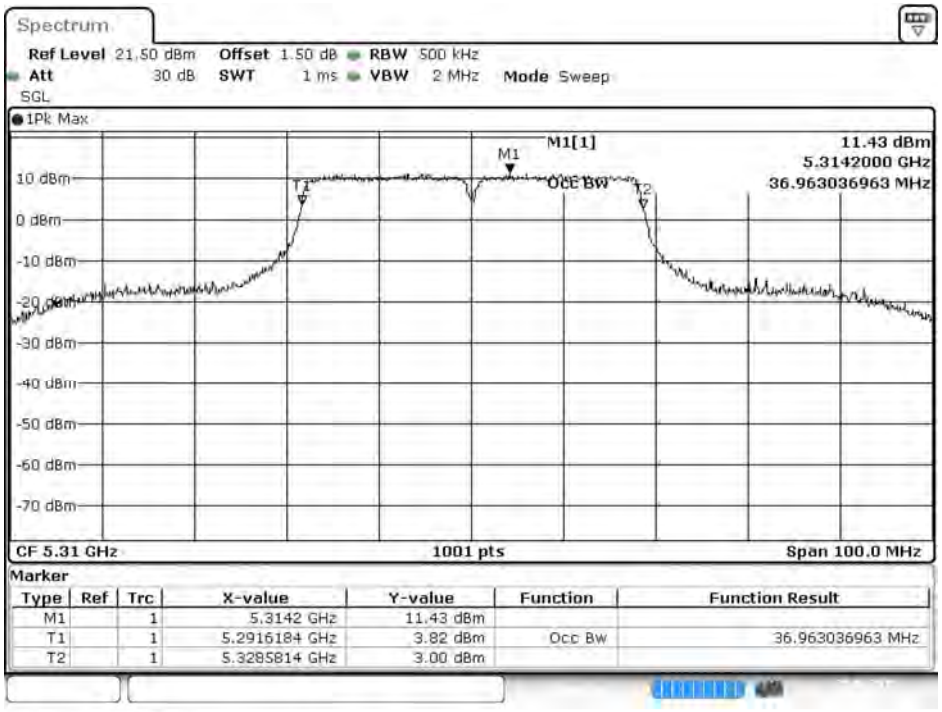

Date: 21.JAN.2019 14:56:58

Channel 102

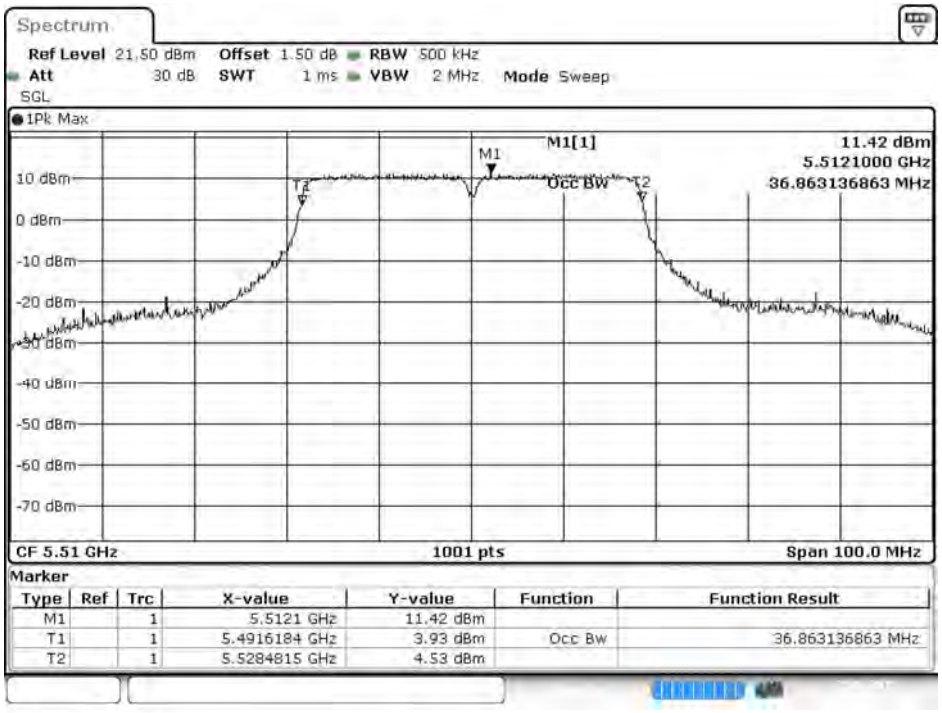

Date: 21.JAN.2019 15:00:03

Channel 110

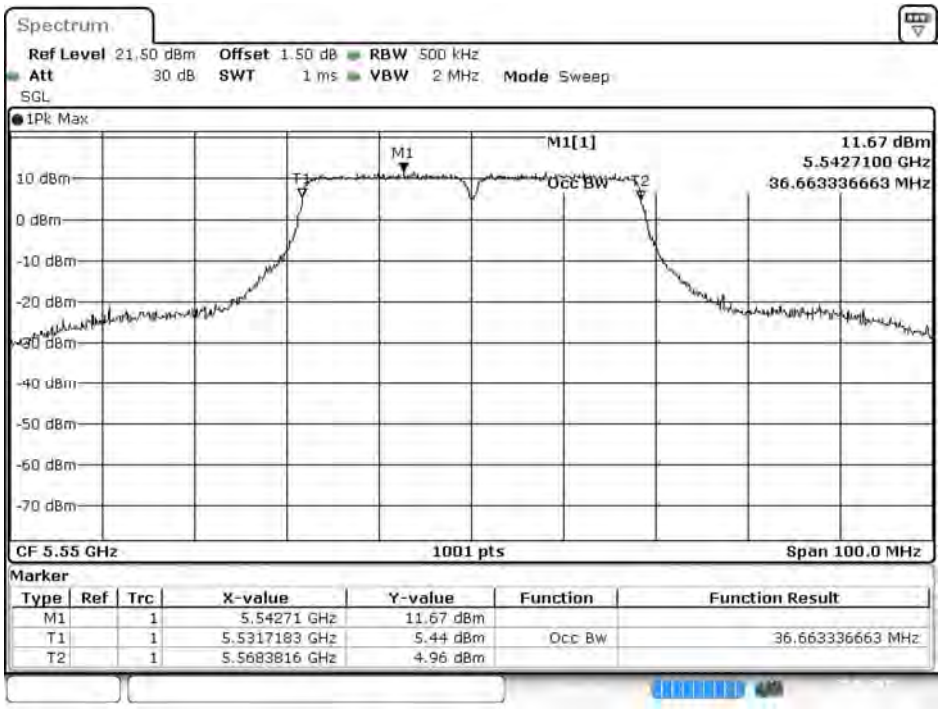

Date: 21.JAN.2019 15:02:30

Channel 134

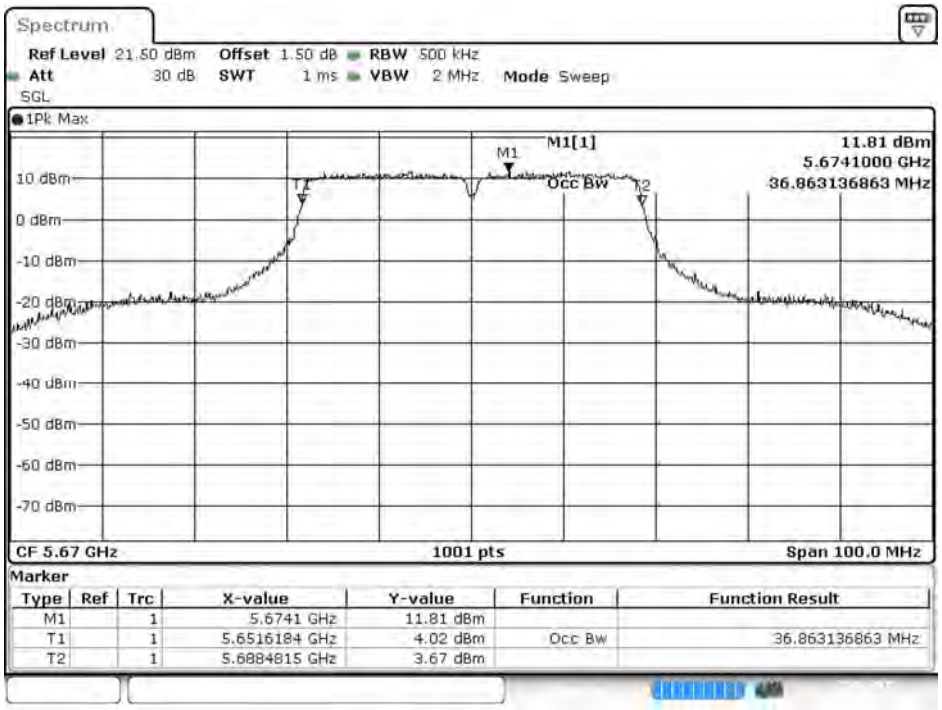

Date: 21.JAN.2019 15:08:58

Channel 142

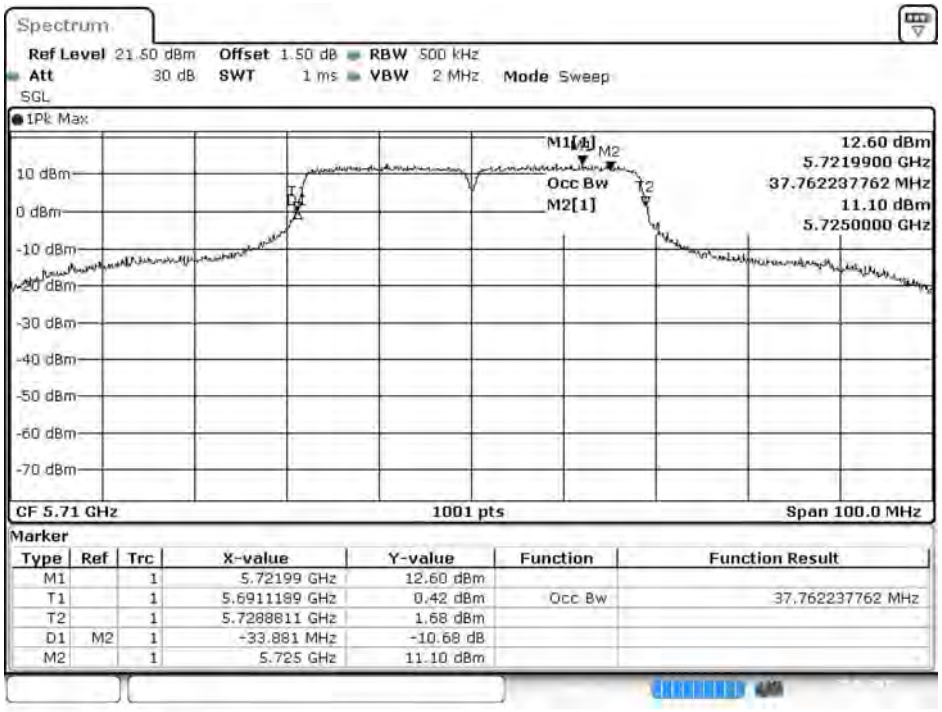

Date: 21.JAN.2019 13:55:05

Maximum conducted output power:

Channel 142 (U-NII-2C)

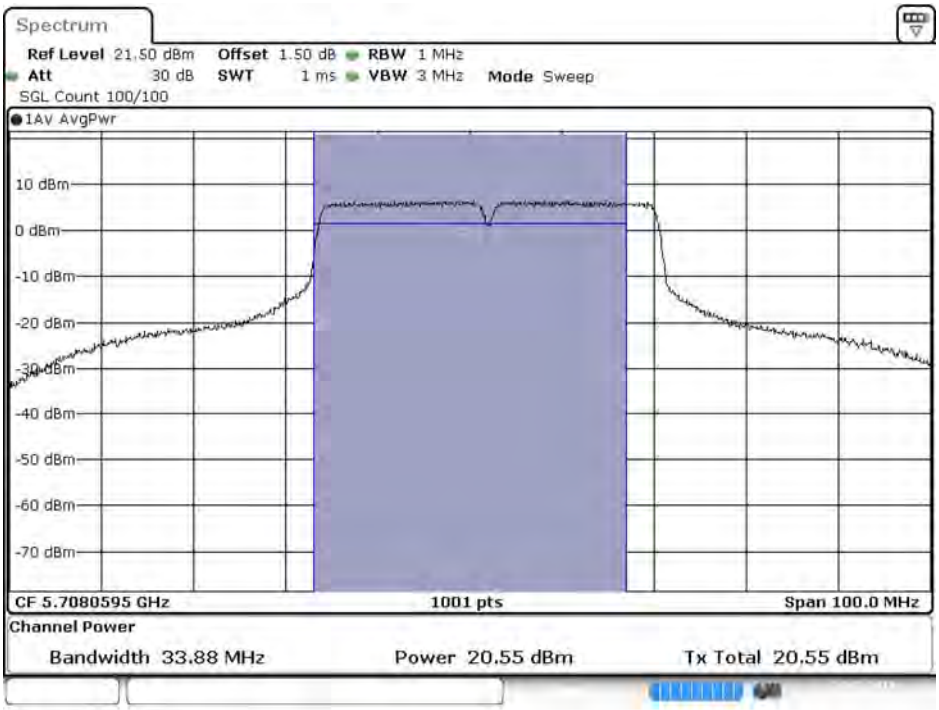

Date: 21.JAN.2019 13:56:11

Maximum conducted output power:

Channel 142 (U-NII-3)

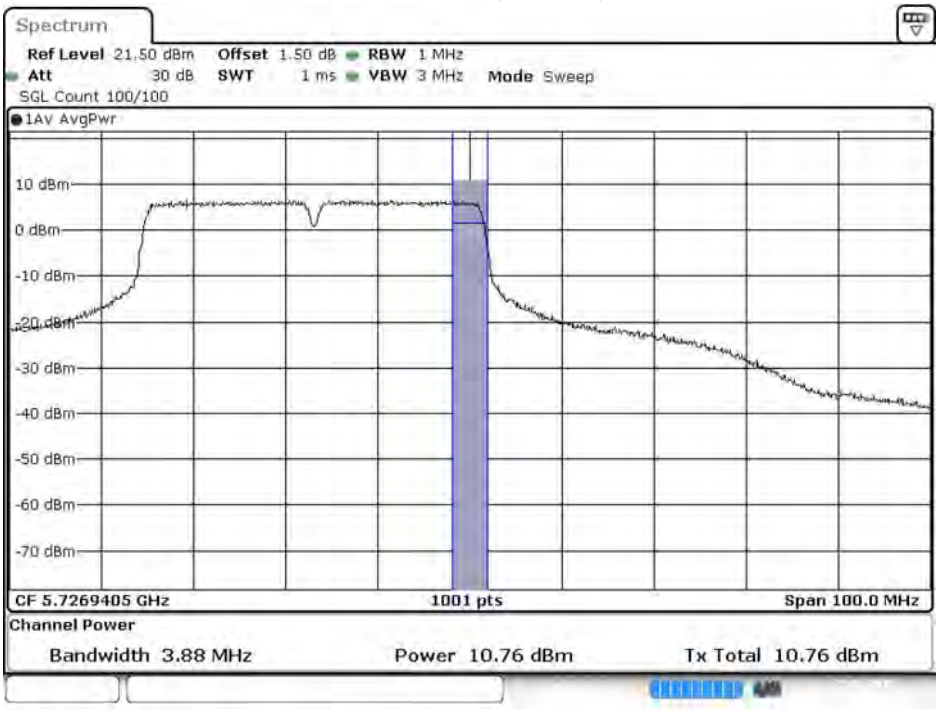

Date: 21.JAN.2019 13:56:35

待測物名稱：Intel® Wi-Fi 6 AX200
待測物型號：AX200D2WL　　測試項目：峰值發射功率
測試頻道：--　　測試模式：Mode 2: SISO B: 發射器 802.11ac-80BW
6 dB 頻寬：1MHz　　視頻頻寬：3MHz
檢測器：峰值　　環境溫度：21 ℃
測試日期：108 年 01 月 21 日　　環境濕度：53 %

Cable loss=1.5dB		Maximum conducted output power									
Channel No	Frequency (MHz)	Data Rate (Mbps)									
		32.5	65	97.5	130	195	260	292.5	325	390	433.3
42	5210	19.19	19.15	19.11	19.07	19.02	18.97	18.94	18.89	18.83	18.77
58	5290	18.39	18.34	18.29	18.24	18.20	18.15	18.11	18.07	18.02	17.97
106	5530	18.55	--	--	--	--	--	--	--	--	--
122	5610	20.96	20.91	20.87	20.82	20.79	20.73	20.69	20.65	20.61	20.57
138 (U-NII-2C)	5690	20.77	--	--	--	--	--	--	--	--	--
138 (U-NII-3)	5690	4.51	--	--	--	--	--	--	--	--	--
155	5775	19.35	19.29	19.24	19.18	19.13	19.08	19.04	18.99	18.95	18.91

Note: Maximum conducted output power Value =Reading value on Spectrum Analyzer + cable loss

Maximum conducted output power Measurement:

Channel No	Frequency Range (MHz)	99% Bandwidth (MHz)	Output Power (dBm)	Output Power Limit	
				(dBm)	dBm+10log(BW)
42	5210	--	19.19	24	--
58	5290	75.724	18.39	24	29.79
106	5530	75.724	18.55	24	29.79
122	5610	76.324	20.96	24	29.83
138 (U-NII-2C)	5690	73.062	20.77	24	29.64
138 (U-NII-3)	5690	--	4.51	30	--
155	5775	--	19.35	30	--

99% Occupied Bandwidth:

Channel 42

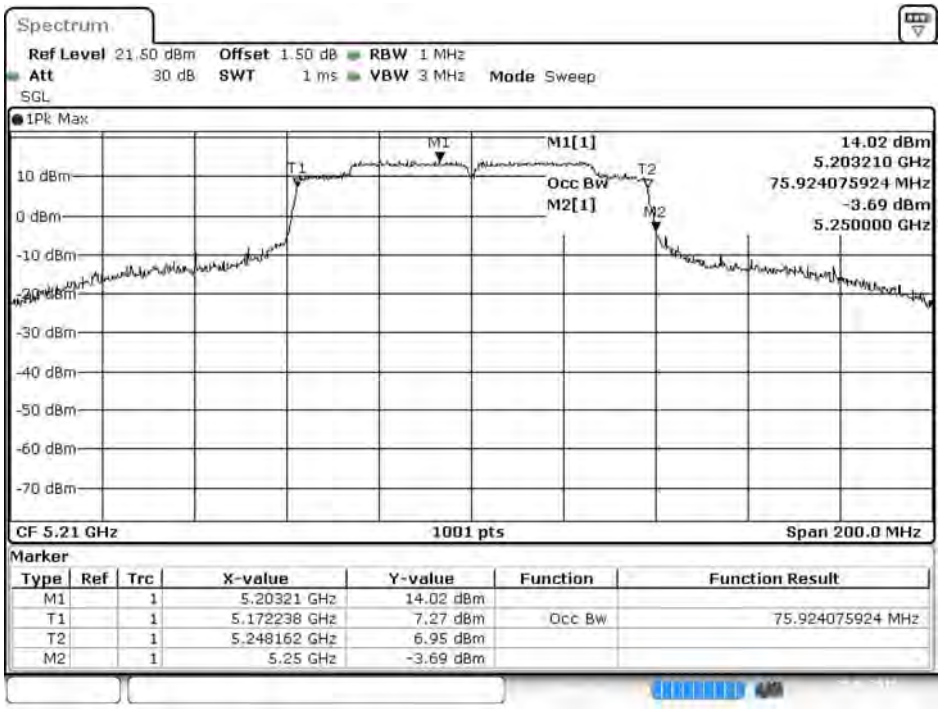

Date: 21.JAN.2019 14:00:34

Channel 58

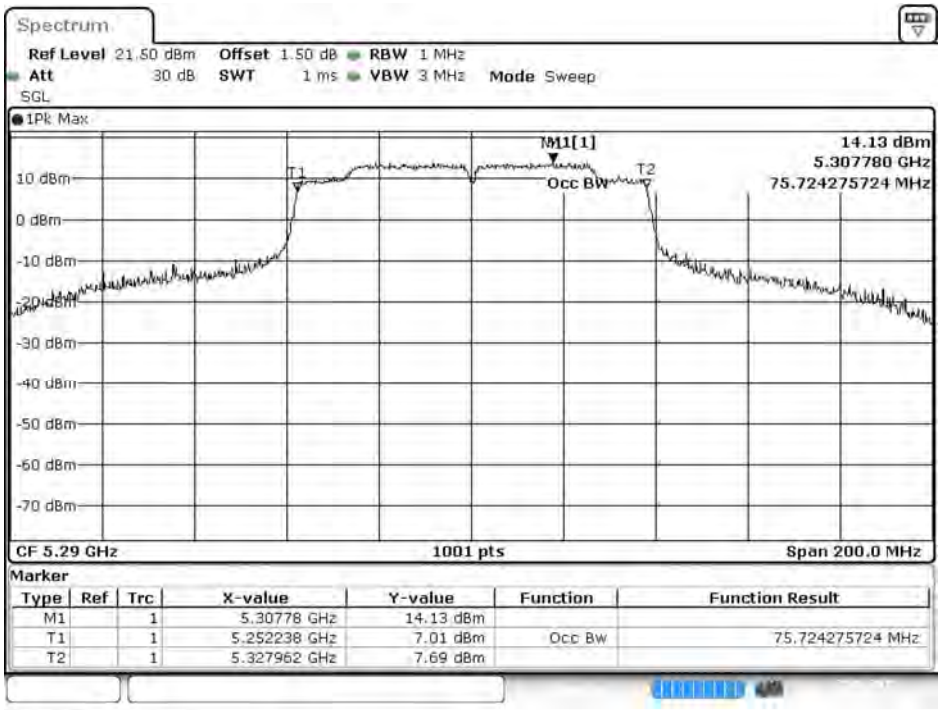

Date: 21.JAN.2019 14:03:23

Channel 106

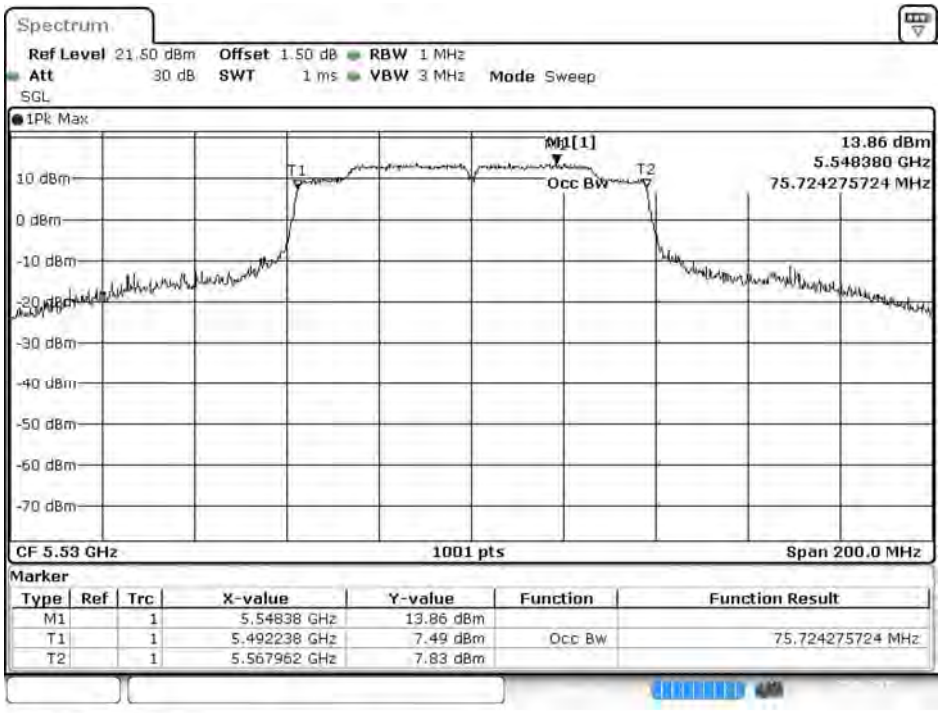

Date: 21.JAN.2019 14:05:21

Channel 122

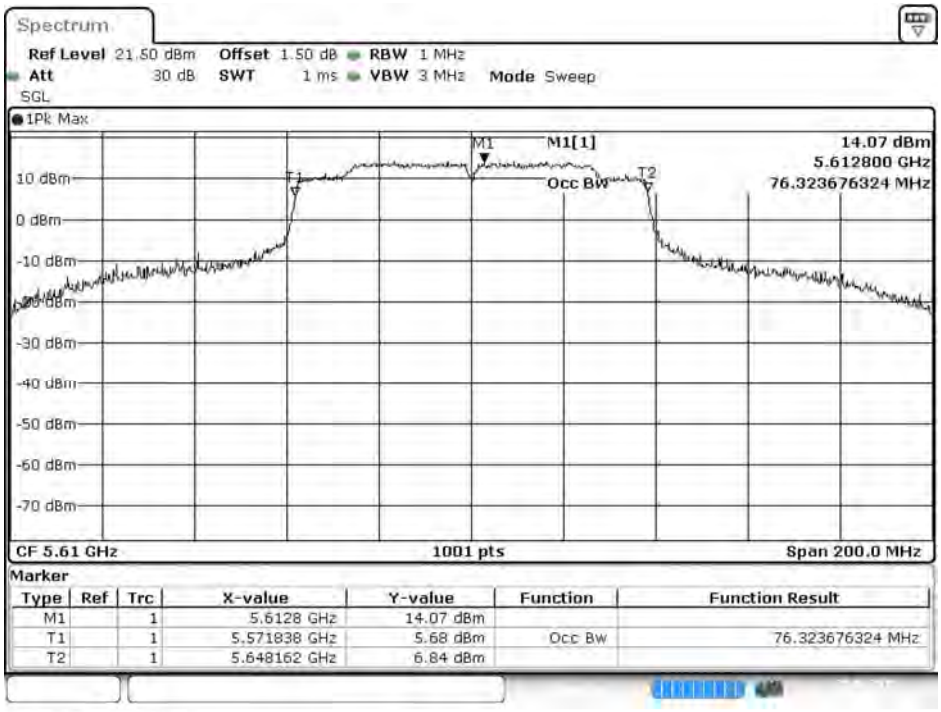

Date: 21.JAN.2019 14:07:03

Channel 138

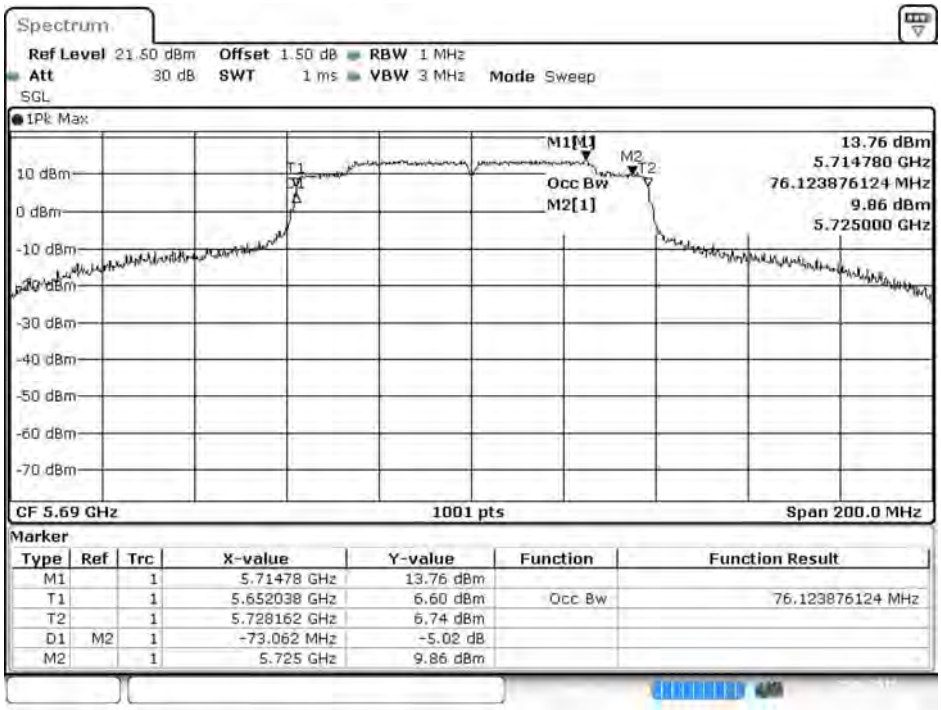

Date: 21.JAN.2019 14:09:42

Channel 155

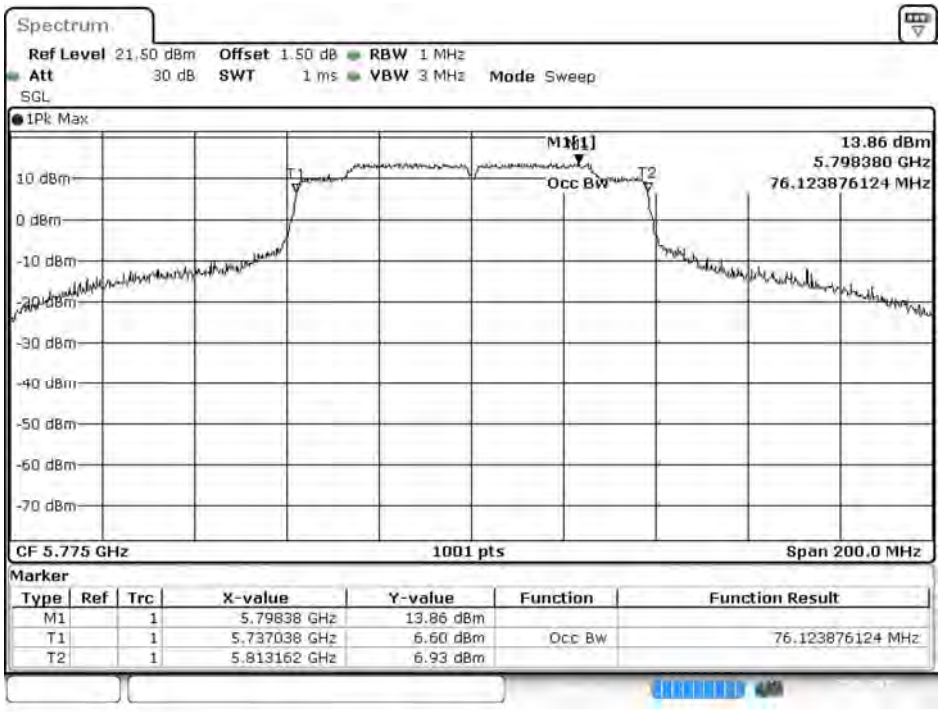

Date: 21.JAN.2019 15:21:03

Maximum conducted output power:

Channel 42

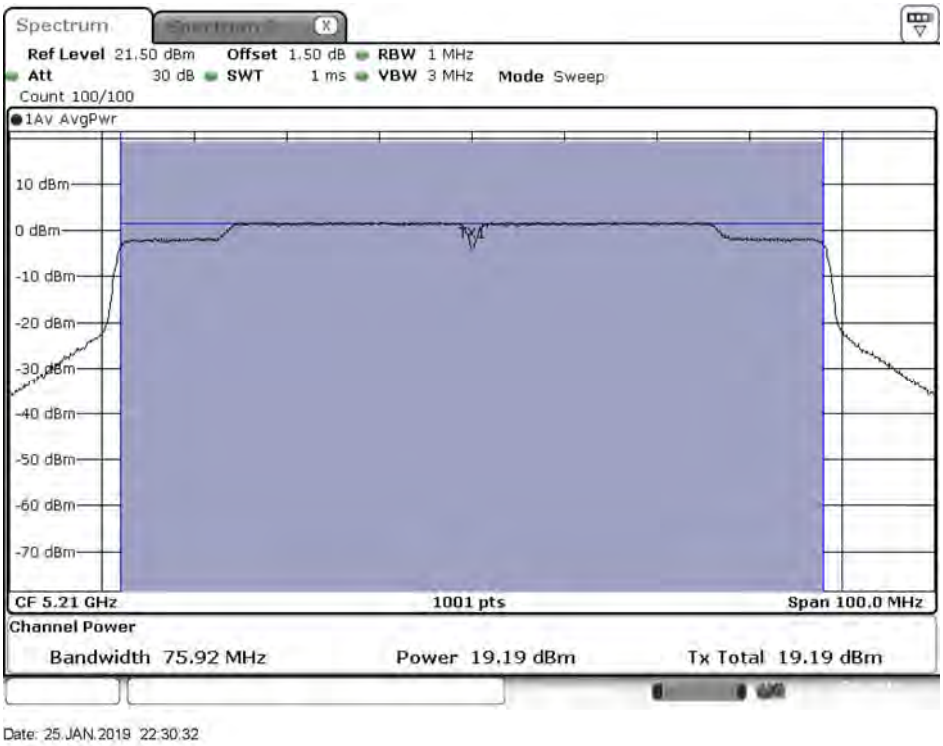

Maximum conducted output power:

Channel 58

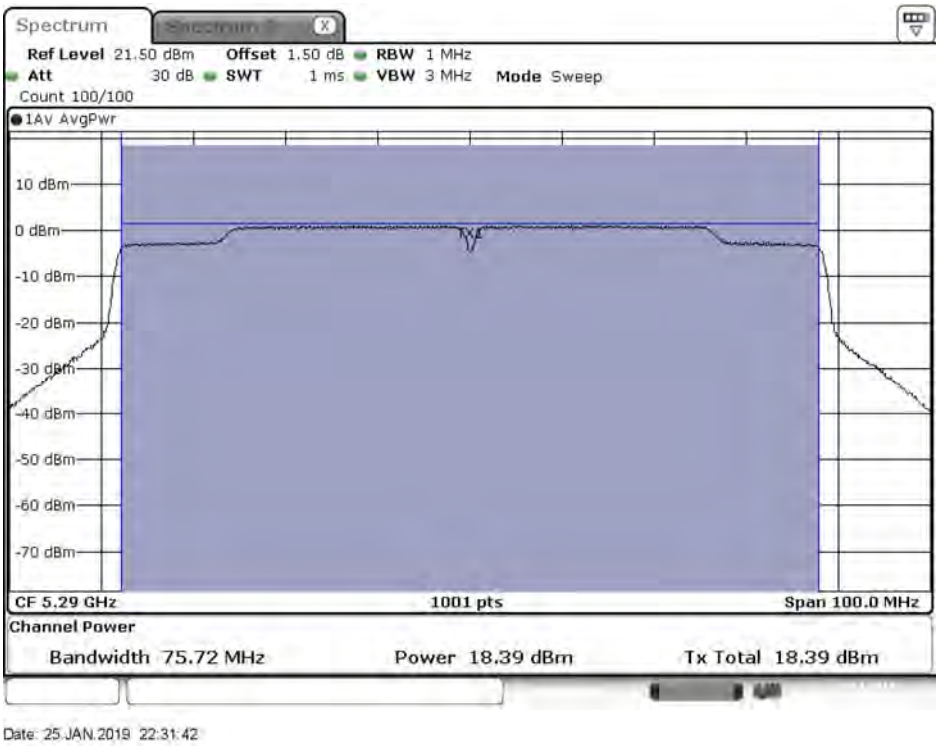

Maximum conducted output power:

Channel 106

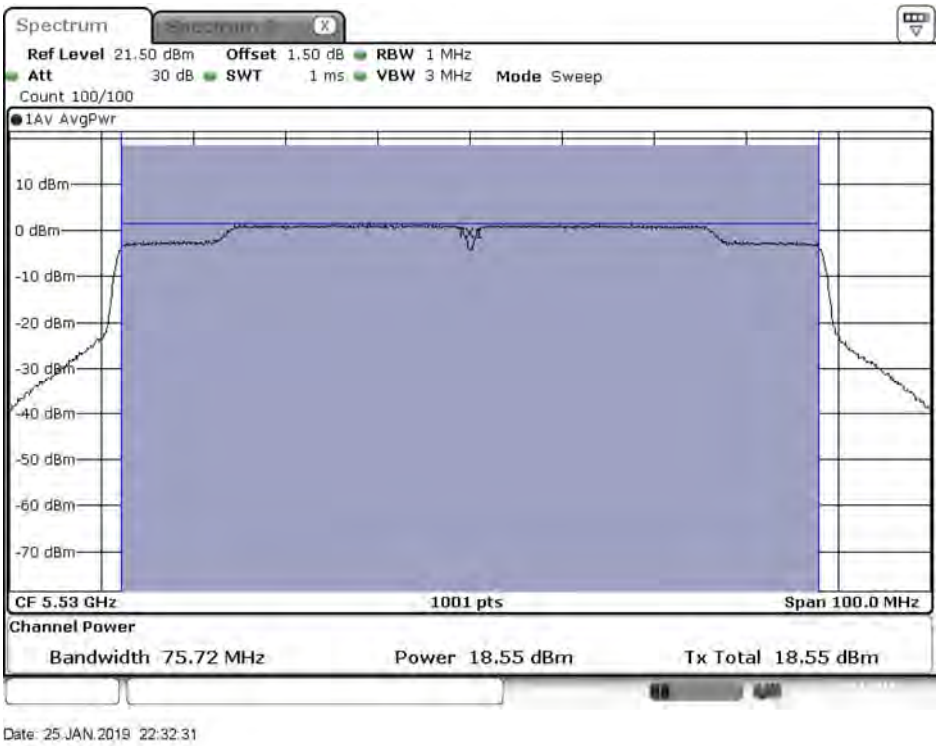

Maximum conducted output power:

Channel 122

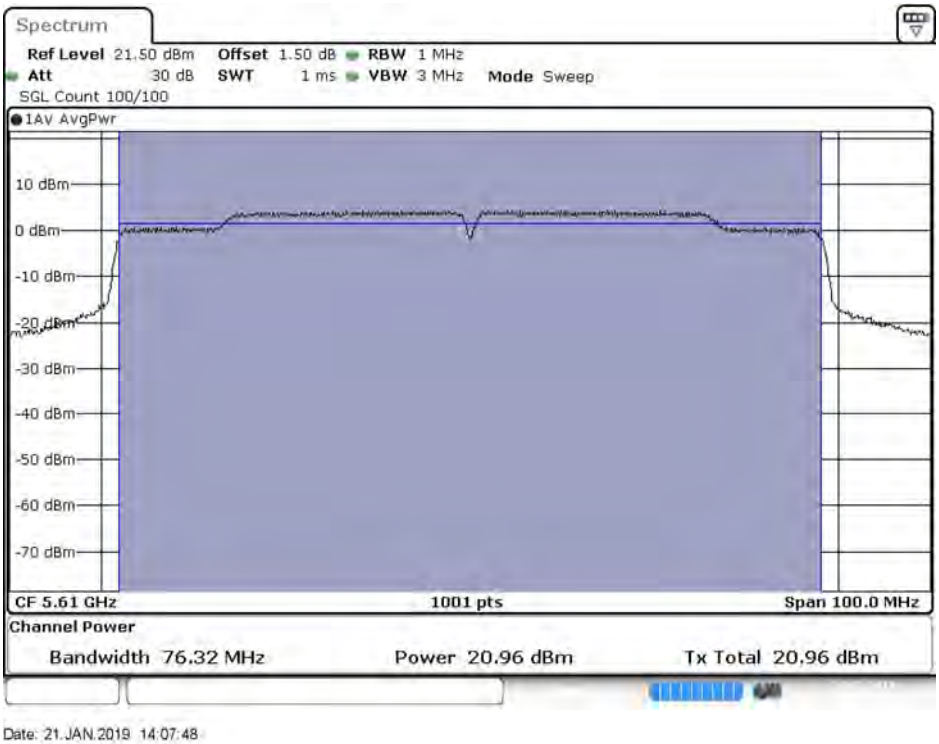

Maximum conducted output power:

Channel 138 (U-NII-2C)

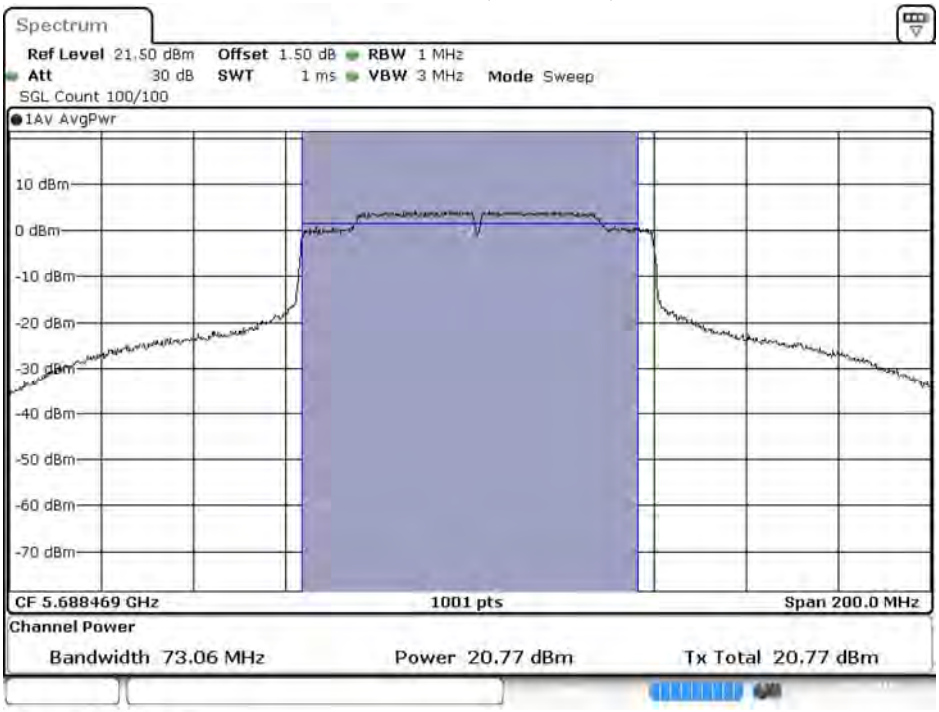

Date: 21.JAN.2019 14:10:50

Maximum conducted output power:

Channel 138 (U-NII-3)

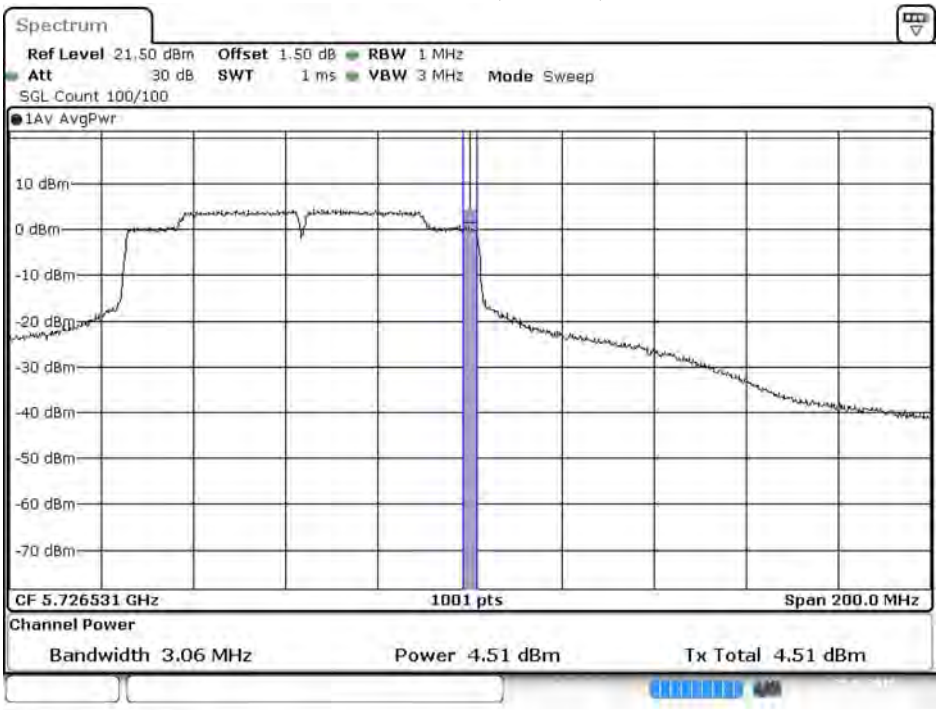

Date: 21.JAN.2019 14:11:13

Maximum conducted output power:

Channel 155

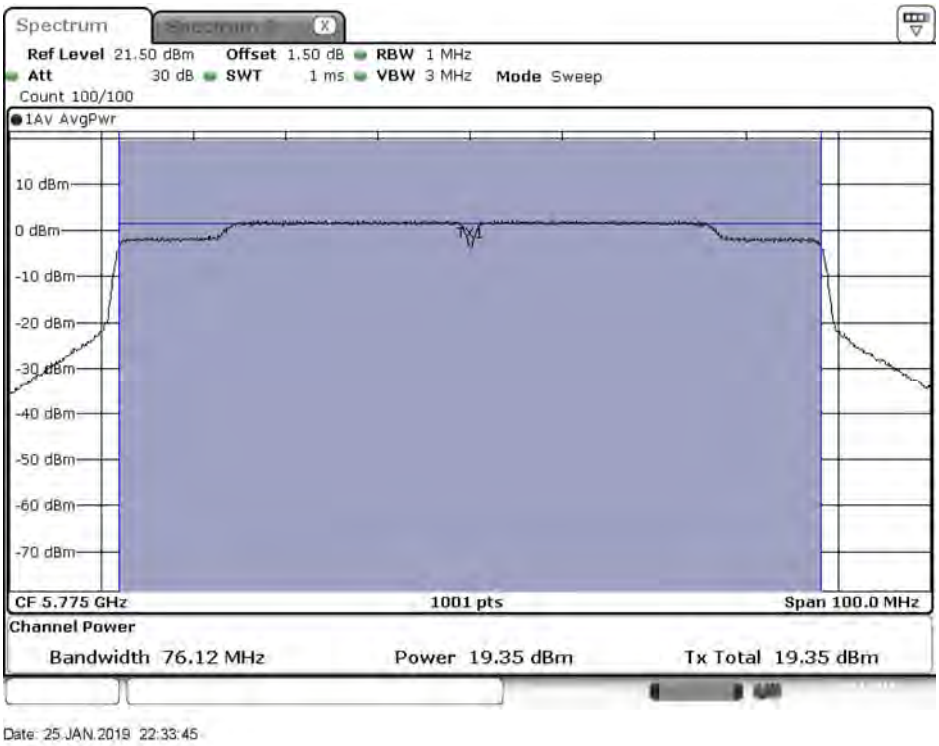

待測物名稱：Intel® Wi-Fi 6 AX200
待測物型號：AX200D2WL　　測試項目：峰值發射功率
測試頻道：--　　測試模式：Mode 2: SISO B: 發射器 802.11ac-160BW
6 dB 頻寬：1MHz　　視頻頻寬：3MHz
檢測器：峰值　　環境溫度：21 ℃
測試日期：108 年 01 月 21 日　　環境濕度：53 %

Cable loss=1.5dB		Maximum conducted output power									
Channel No	Frequency (MHz)	Data Rate (Mbps)									
		65	130	195	260	390	520	585	650	780	866.7
50 (U-NII-1)	5250	14.31	14.27	14.22	14.17	14.13	14.08	14.04	14.00	13.95	13.91
50 (U-NII-2A)	5250	14.45	14.39	14.34	14.29	14.22	14.17	14.09	14.04	13.97	13.94
114	5570	17.13	17.07	17.03	16.99	16.95	16.90	16.86	16.81	16.75	16.71

Note: Maximum conducted output power Value =Reading value on Spectrum Analyzer + cable loss

Maximum conducted output power Measurement:

Channel No	Frequency Range (MHz)	99% Bandwidth (MHz)	Output Power (dBm)	Output Power Limit	
				(dBm)	dBm+10log(BW)
50 (U-NII-1)	5250	--	14.31	24	--
50 (U-NII-2A)	5250	81.640	14.45	24	30.12
114	5570	167.832	17.13	24	33.25

99% Occupied Bandwidth:

Channel 50

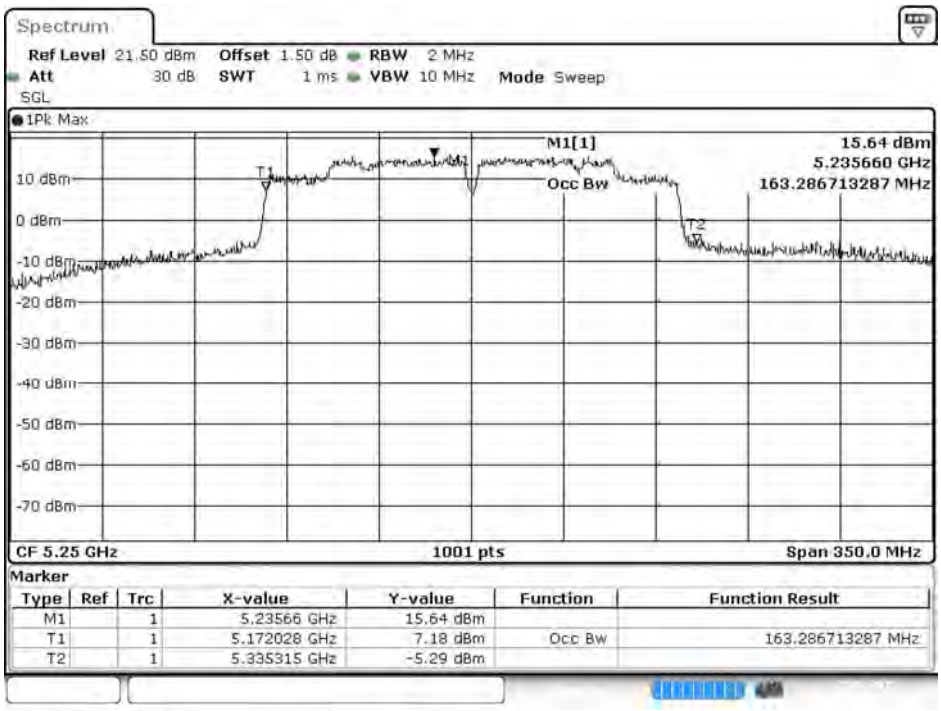

Date: 21.JAN.2019 13:32:24

Channel 114

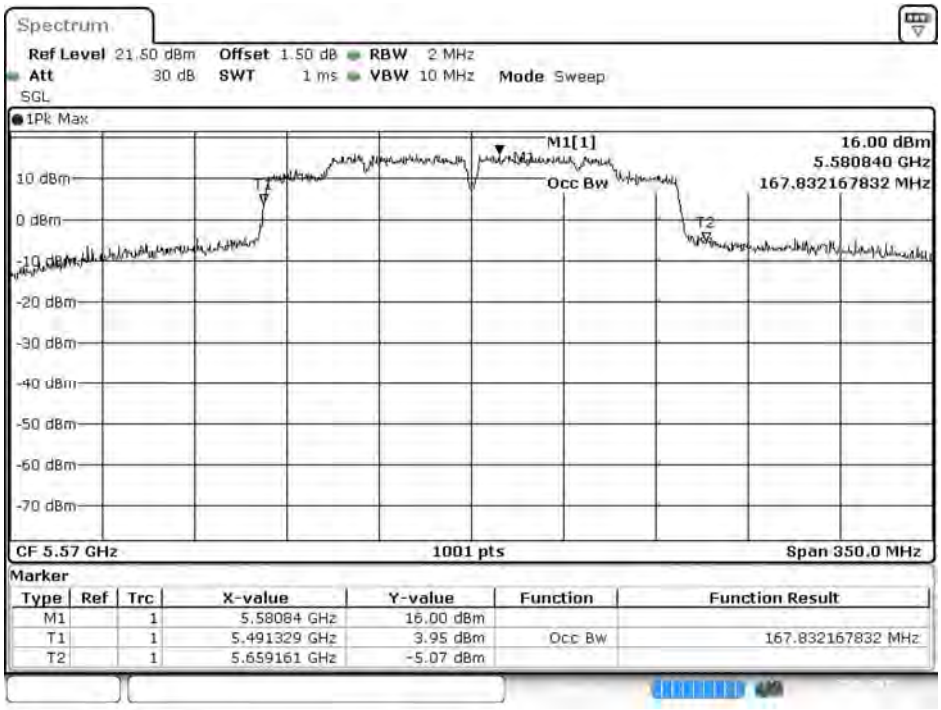

Date: 21.JAN.2019 13:42:31

Maximum conducted output power:

Channel 50 (U-NII-1)

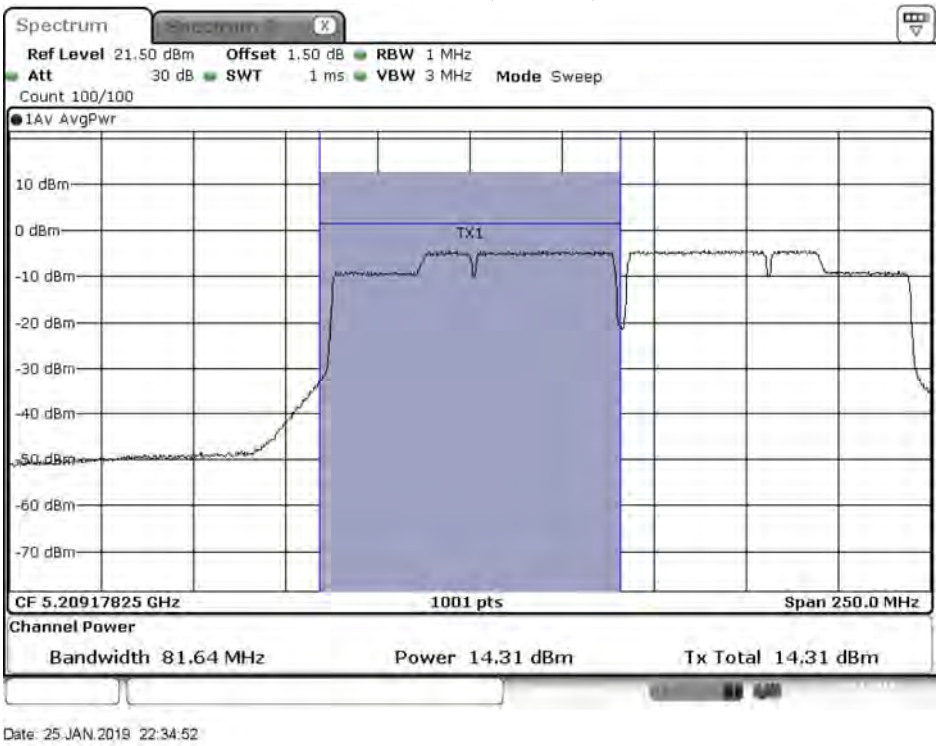

Maximum conducted output power:

Channel 50 (U-NII-2A)

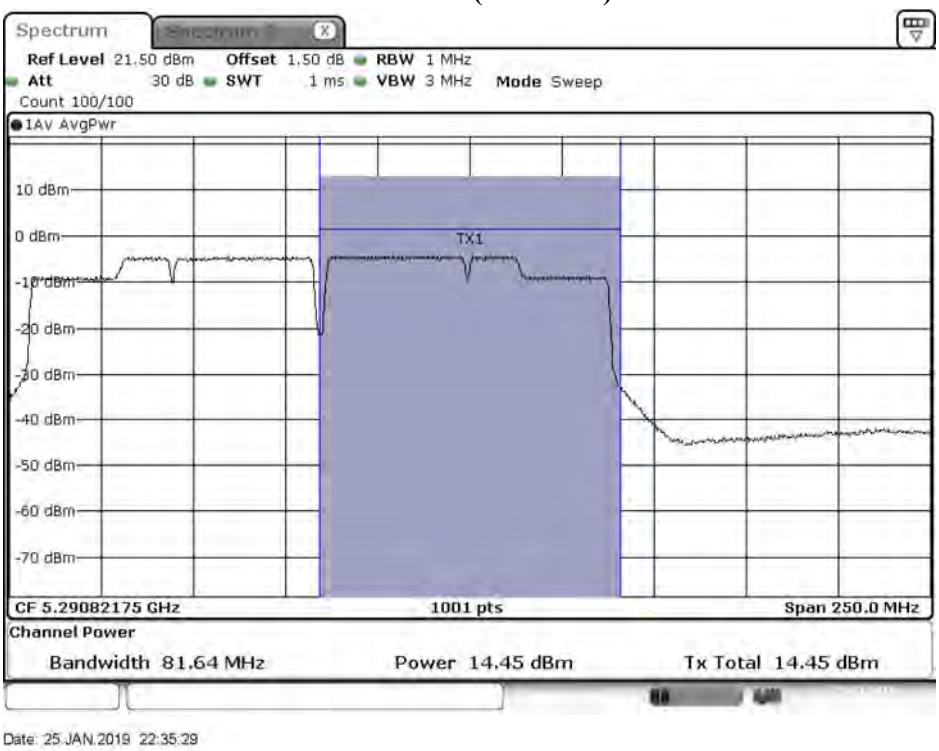

Maximum conducted output power:

Channel 114

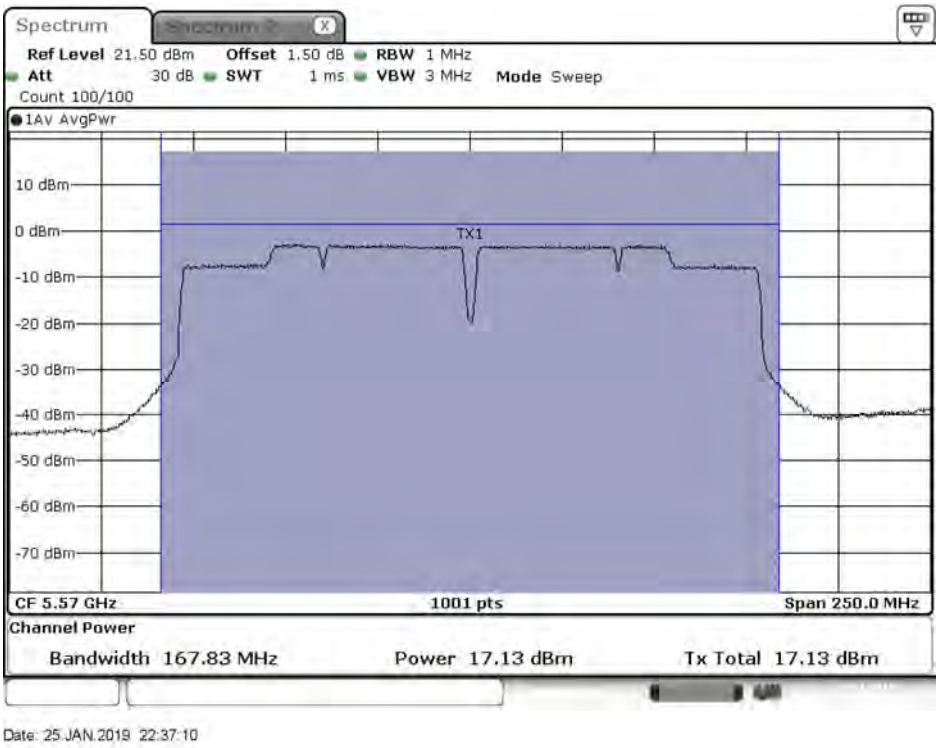

待測物名稱：Intel® Wi-Fi 6 AX200
待測物型號：AX200D2WL　　測 試 項 目 ：峰值發射功率
測 試 頻 道 ：--　　測 試 模 式 ：Mode 3: MIMO: 發射器 802.11n-20BW
檢 測 器 ：峰值　　環 境 溫 度 ：21 ℃
測 試 日 期 ：108 年 01 月 22 日　　環 境 濕 度 ：53 %

Chain A

Cable loss=1.5dB		Maximum conducted output power							
Channel No.	Frequency (MHz)	Data Rate (Mbps)							
		14.4	28.9	43.3	57.8	86.7	115.6	130	144.4
36	5180	17.94	--	--	--	--	--	--	--
44	5220	17.95	17.90	17.84	17.78	17.72	17.68	17.64	17.58
48	5240	17.92	--	--	--	--	--	--	--
52	5260	17.98	--	--	--	--	--	--	--
60	5300	17.97	17.91	17.86	17.81	17.77	17.73	17.69	17.63
64	5320	17.95	--	--	--	--	--	--	--
100	5500	17.98	--	--	--	--	--	--	--
116	5580	17.92	17.88	17.84	17.80	17.74	17.68	17.62	17.58
140	5700	17.97	--	--	--	--	--	--	--
144(U-NII-2C)	5720	16.89	16.84	16.80	16.76	16.72	16.87	16.82	16.77
144(U-NII-3)	5720	11.46	11.41	11.36	11.32	11.28	11.24	11.19	11.14
149	5745	17.94	--	--	--	--	--	--	--
157	5785	17.96	17.90	17.84	17.80	17.74	17.68	17.62	17.58
165	5825	17.93	--	--	--	--	--	--	--

Note: Maximum conducted output power Value =Reading value on average power meter + cable loss

Chain B

Cable loss=1.5dB		Maximum conducted output power							
Channel No.	Frequency (MHz)	Data Rate (Mbps)							
		14.4	28.9	43.3	57.8	86.7	115.6	130	144.4
36	5180	17.92	--	--	--	--	--	--	--
44	5220	17.96	17.91	17.85	17.81	17.77	17.72	17.68	17.62
48	5240	17.97	--	--	--	--	--	--	--
52	5260	17.92	--	--	--	--	--	--	--
60	5300	17.96	17.92	17.88	17.82	17.78	17.72	17.67	17.62
64	5320	17.97	--	--	--	--	--	--	--
100	5500	17.98	--	--	--	--	--	--	--
116	5580	17.98	17.92	17.88	17.83	17.78	17.73	17.67	17.62
140	5700	17.98	--	--	--	--	--	--	--
144(U-NII-2C)	5720	16.65	16.61	16.55	16.50	16.44	16.40	16.36	16.32
144(U-NII-3)	5720	12.12	12.08	12.04	12.00	11.95	11.91	11.87	11.81
149	5745	17.97	--	--	--	--	--	--	--
157	5785	17.94	19.89	19.85	19.79	19.75	19.69	19.65	19.61
165	5825	17.89	--	--	--	--	--	--	--

Note: Maximum conducted output power Value =Reading value on average power meter + cable loss

Maximum conducted output power Measurement:

Channel Number	Frequency (MHz)	99% Bandwidth (MHz)	Chain A Power (dBm)	Chain B Power (dBm)	Output Power (dBm)	Output Power Limit	
						(dBm)	dBm+10log(BW)
36	5180	--	17.94	17.92	20.94	24	--
44	5220	--	17.95	17.96	20.97	24	--
48	5240	--	17.92	17.97	20.96	24	--
52	5260	18.082	17.98	17.92	20.96	24	23.57
60	5300	18.082	17.97	17.96	20.98	24	23.57
64	5320	18.032	17.95	17.97	20.97	24	23.56
100	5500	18.132	17.98	17.98	20.99	24	23.58
116	5580	18.032	17.92	17.98	20.96	24	23.56
140	5700	18.082	17.97	17.98	20.99	24	23.57
144(U-NII-2C)	5720	14.066	16.89	16.65	19.78	24	22.48
144(U-NII-3)	5720	--	11.46	12.12	14.81	30	--
149	5745	--	17.94	17.97	20.97	30	--
157	5785	--	17.96	19.89	22.04	30	--
165	5825	--	17.93	17.89	20.92	30	--

Note:

1. Output Power (dBm) = 10LOG (Chain A Power (mW)+ Chain B Power (mW))
2. 99% Bandwidth is the bandwidth of chain A or chain B whichever is less bandwidth, output power limitation is more stringent.

99% Occupied Bandwidth:

Channel 52 (Chain A)

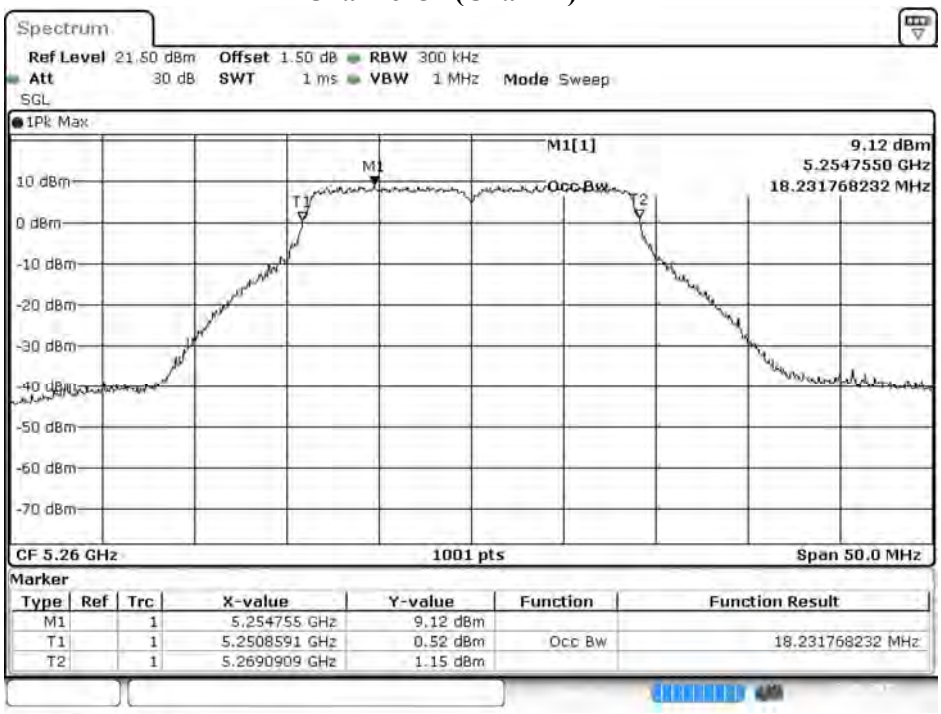

Date: 22.JAN.2019 15:51:54

Channel 52 (Chain B)

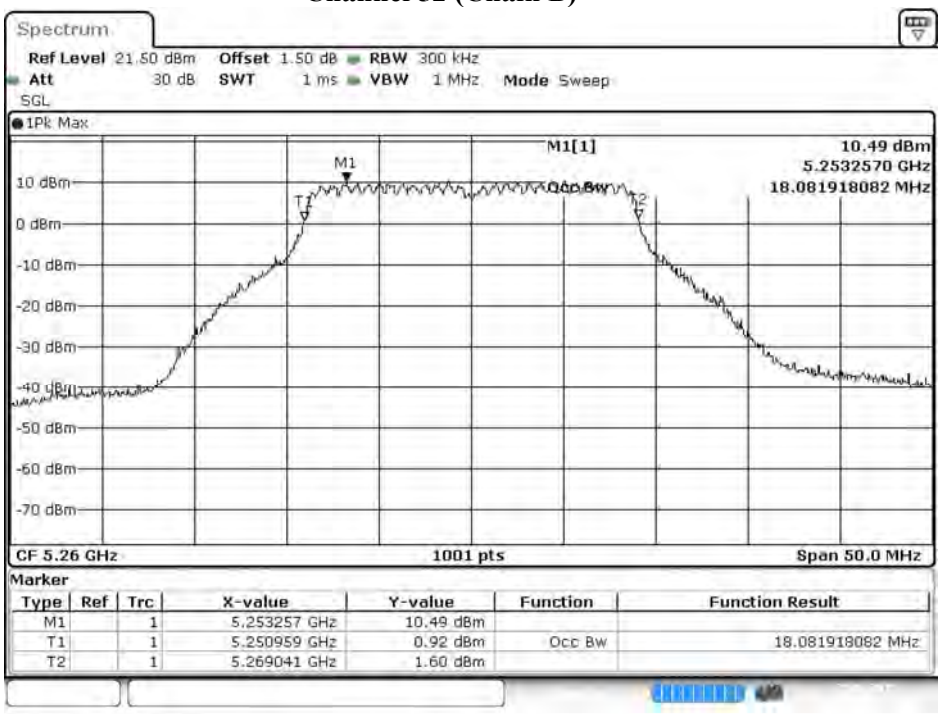

Date: 21.JAN.2019 22:57:31

Channel 60 (Chain A)

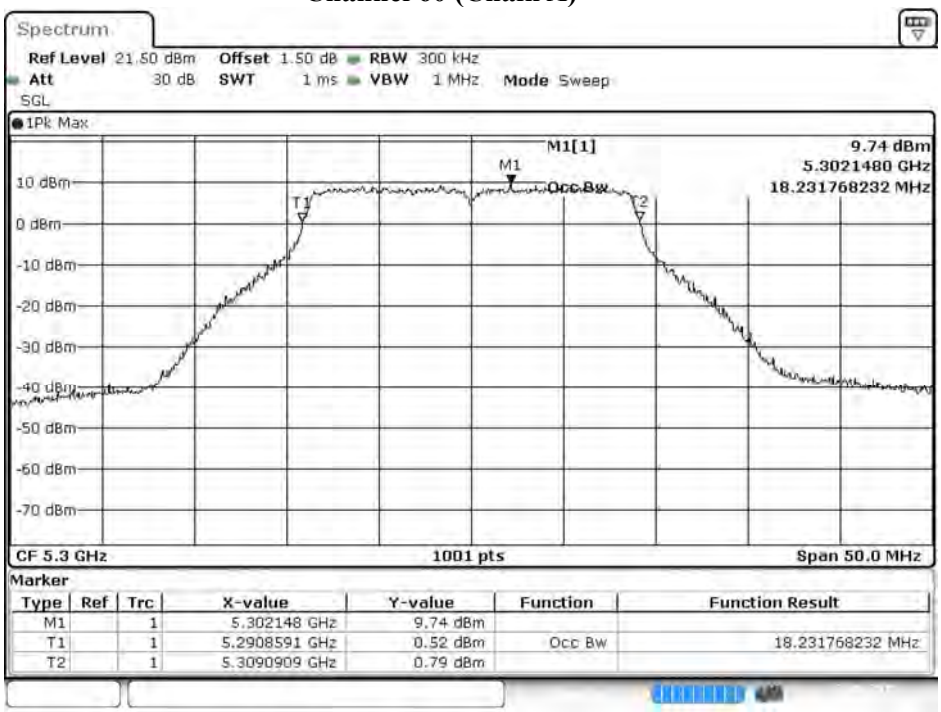

Date: 22.JAN.2019 15:54:10

Channel 60 (Chain B)

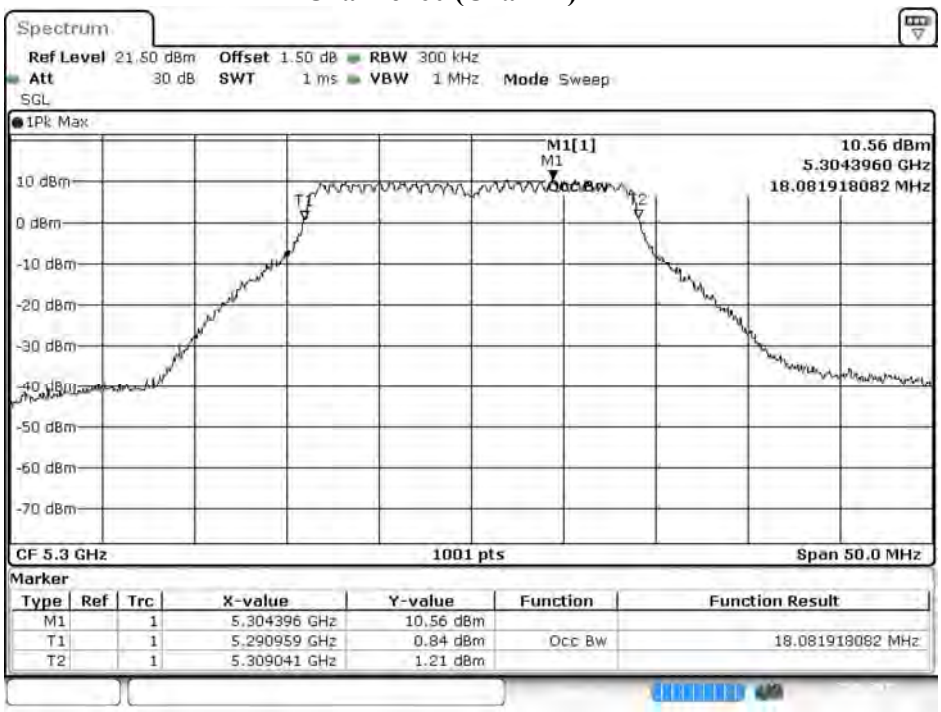

Date: 21.JAN.2019 23:00:06

Channel 64 (Chain A)

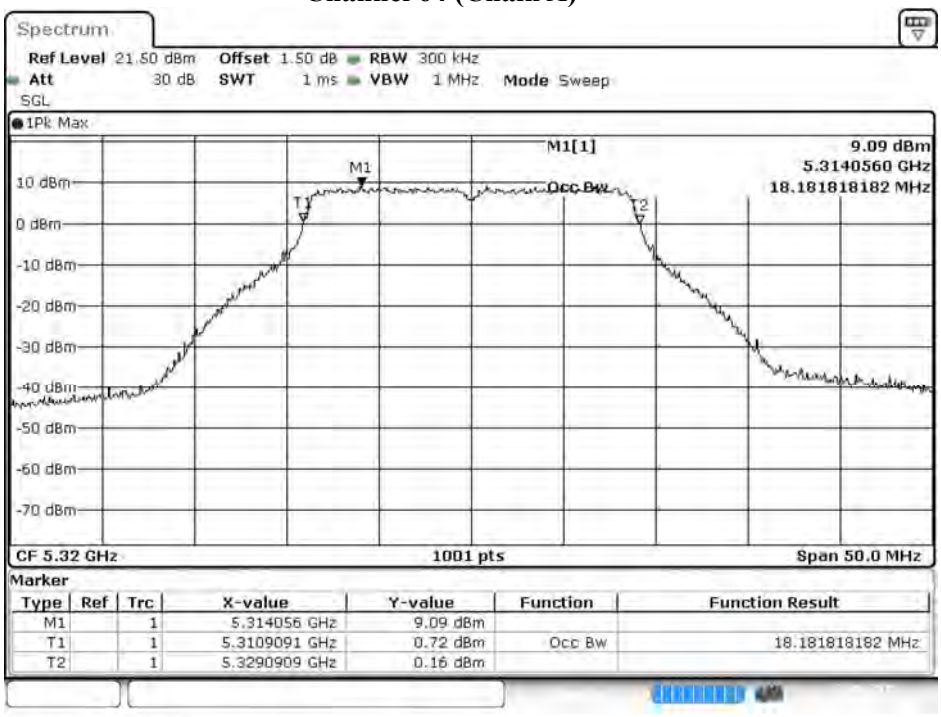

Date: 22.JAN.2019 15:56:24

Channel 64 (Chain B)

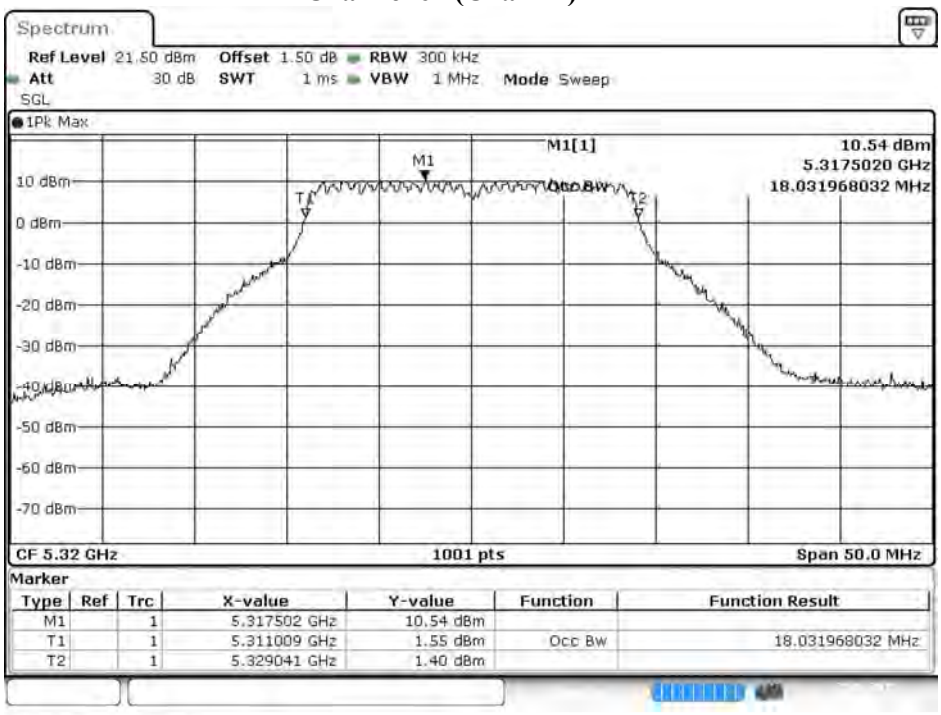

Date: 21.JAN.2019 23:04:44

Channel 100 (Chain A)

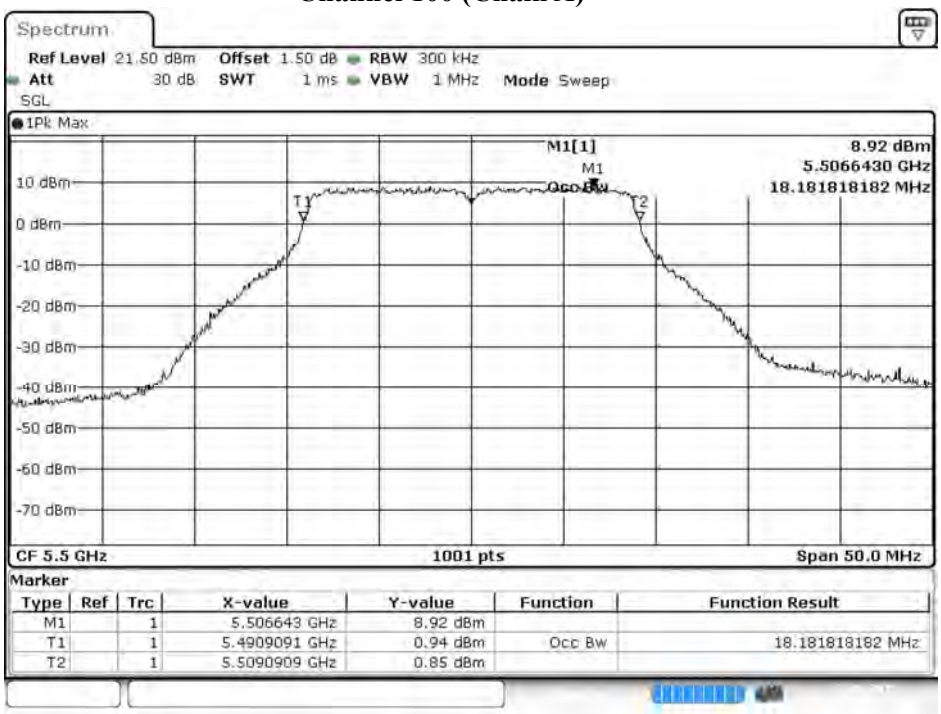

Date: 22.JAN.2019 15:59:14

Channel 100 (Chain B)

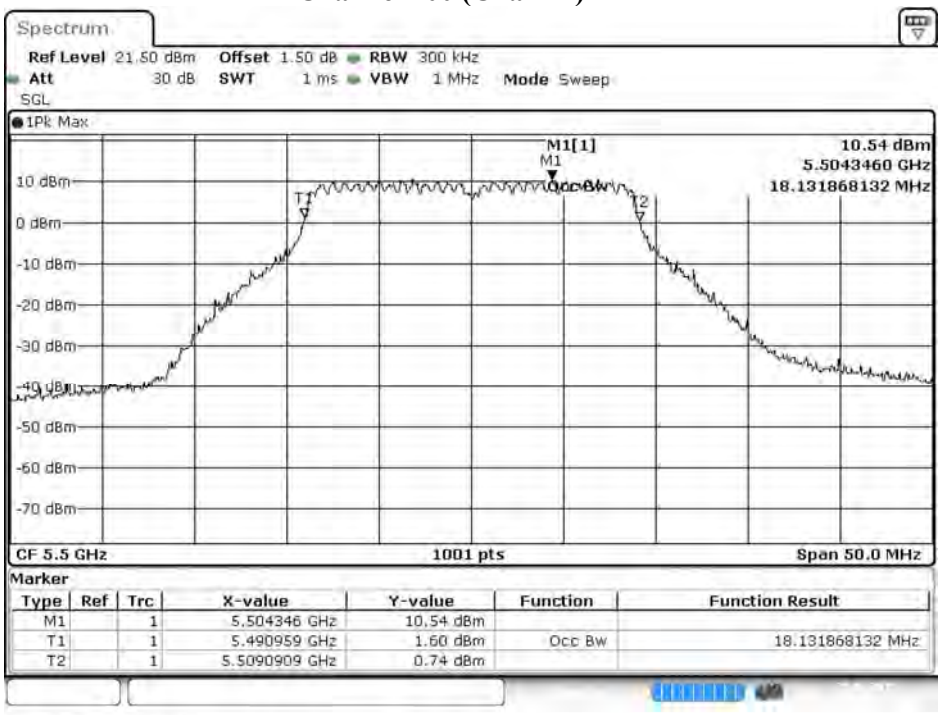

Date: 21.JAN.2019 23:10:22

Channel 116 (Chain A)

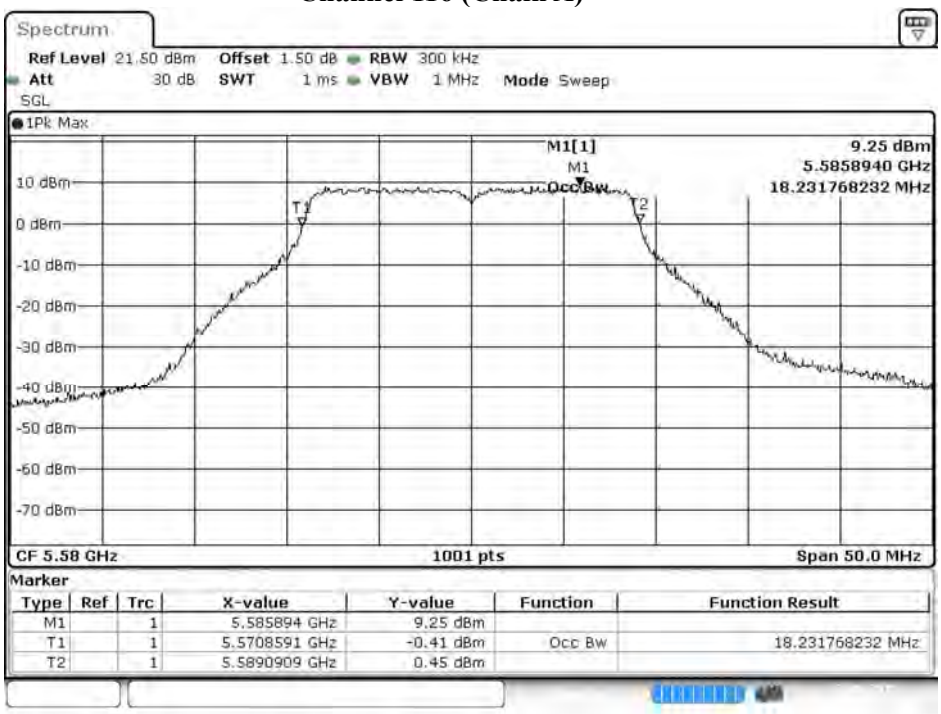

Date: 22.JAN.2019 16:01:26

Channel 116 (Chain B)

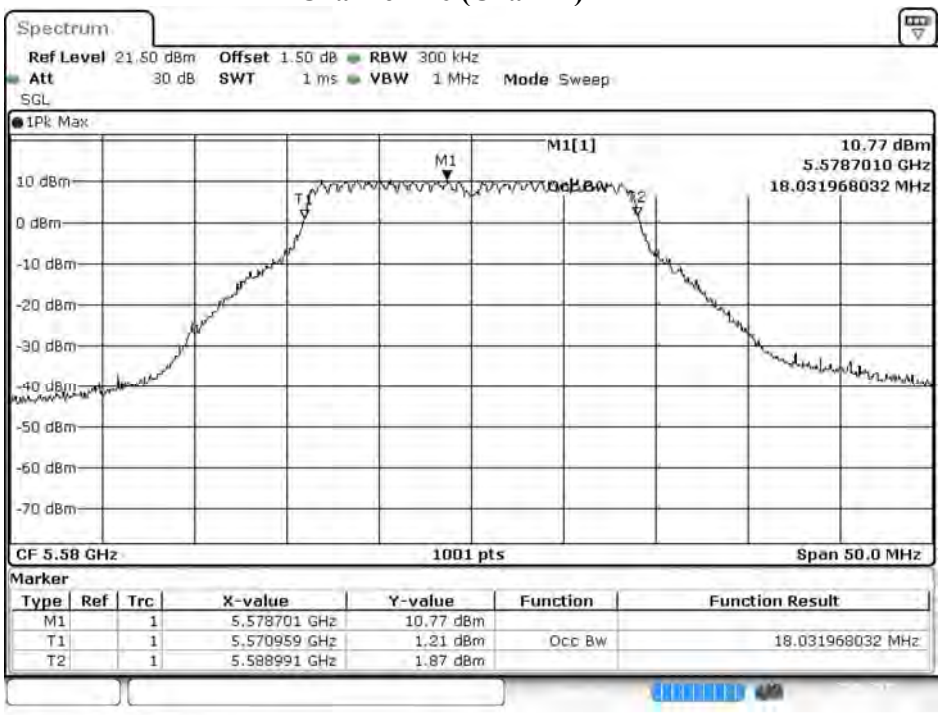

Date: 21.JAN.2019 23:24:36

Channel 140 (Chain A)

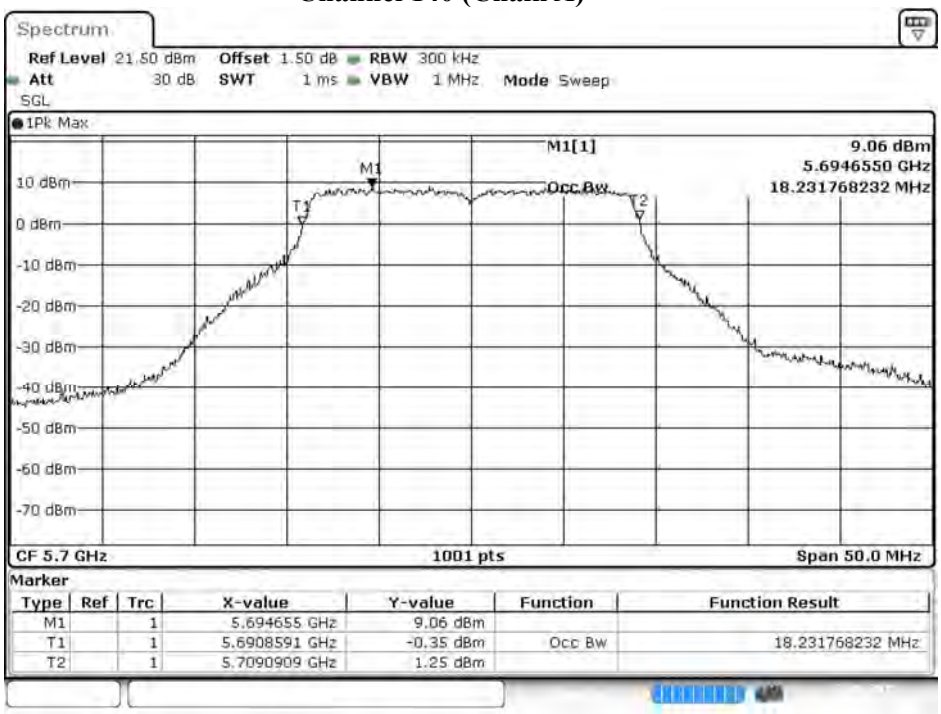

Date: 22.JAN.2019 16:06:00

Channel 140 (Chain B)

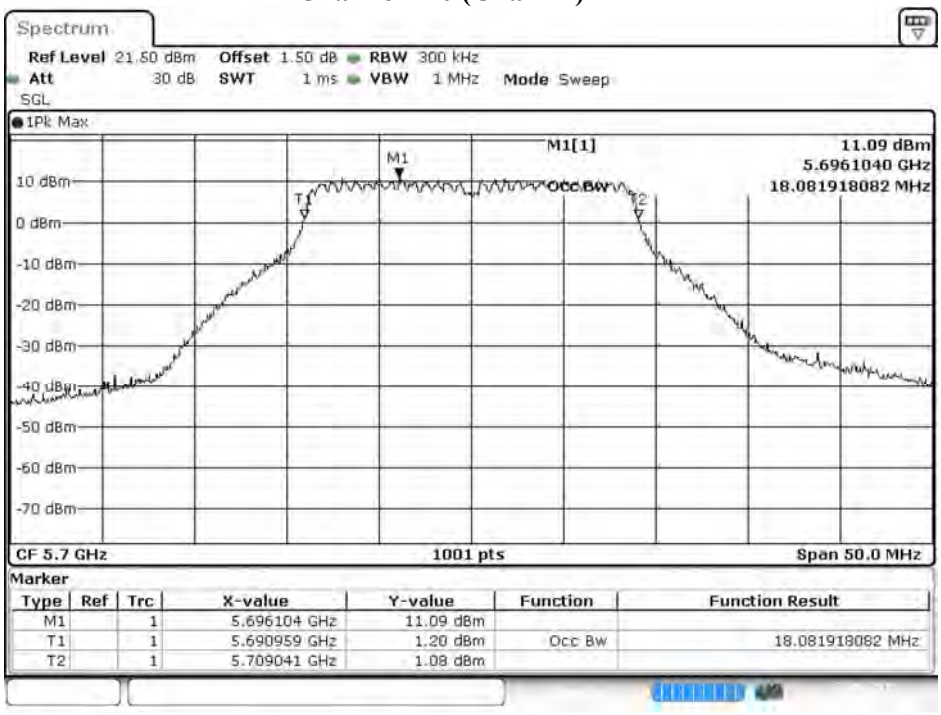

Date: 22.JAN.2019 00:50:06

Channel 144 (Chain A)

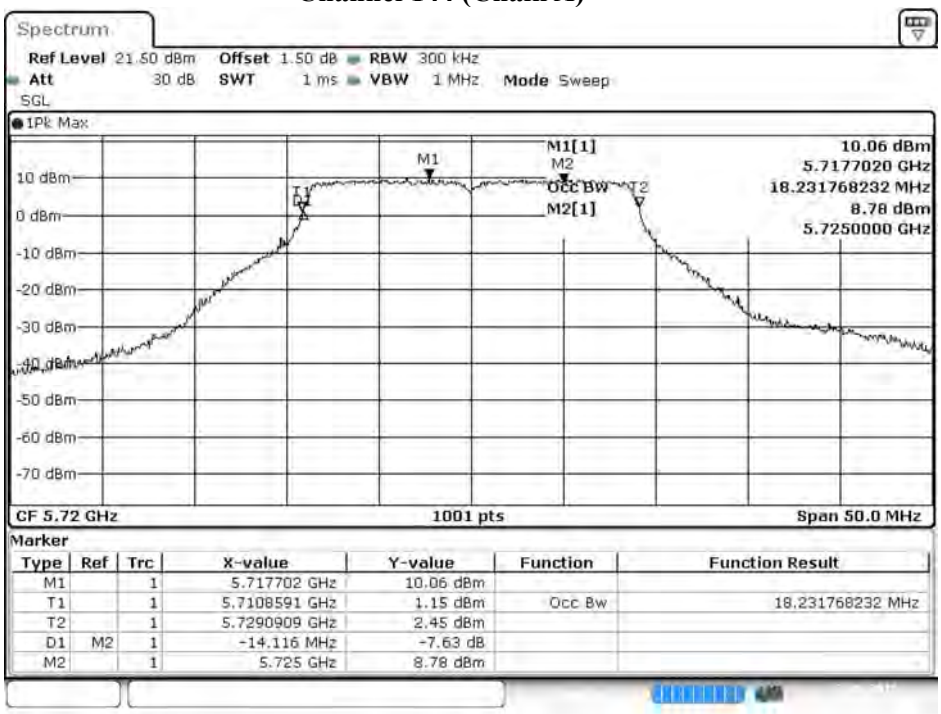

Date: 22.JAN.2019 15:13:58

Channel 144 (Chain B)

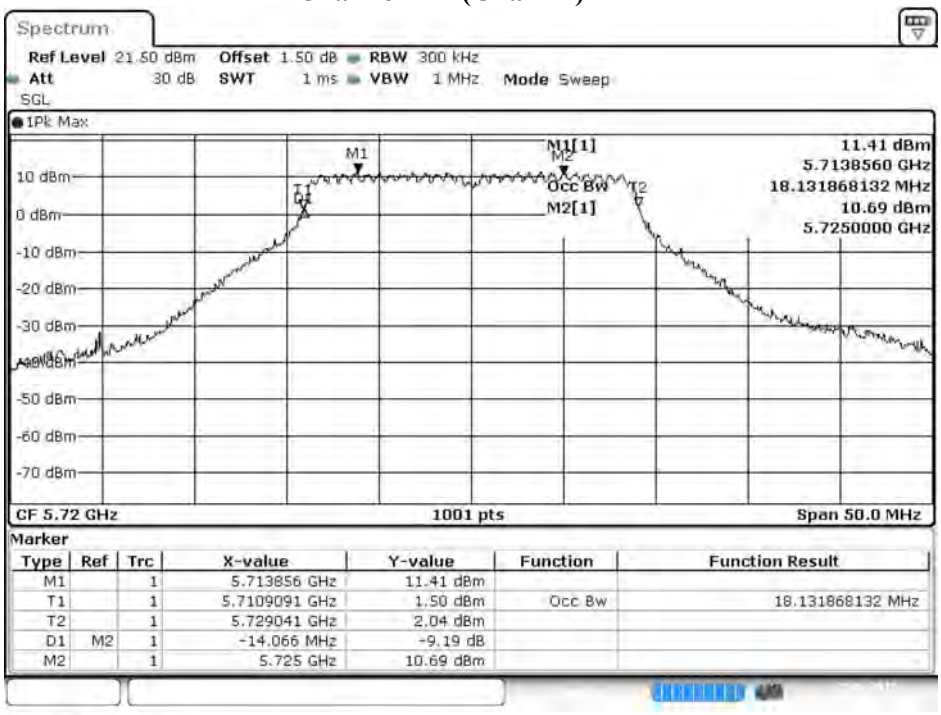

Date: 21.JAN.2019 22:18:08

Maximum conducted output power:

Channel 144 (U-NII-2C) (Chain A)

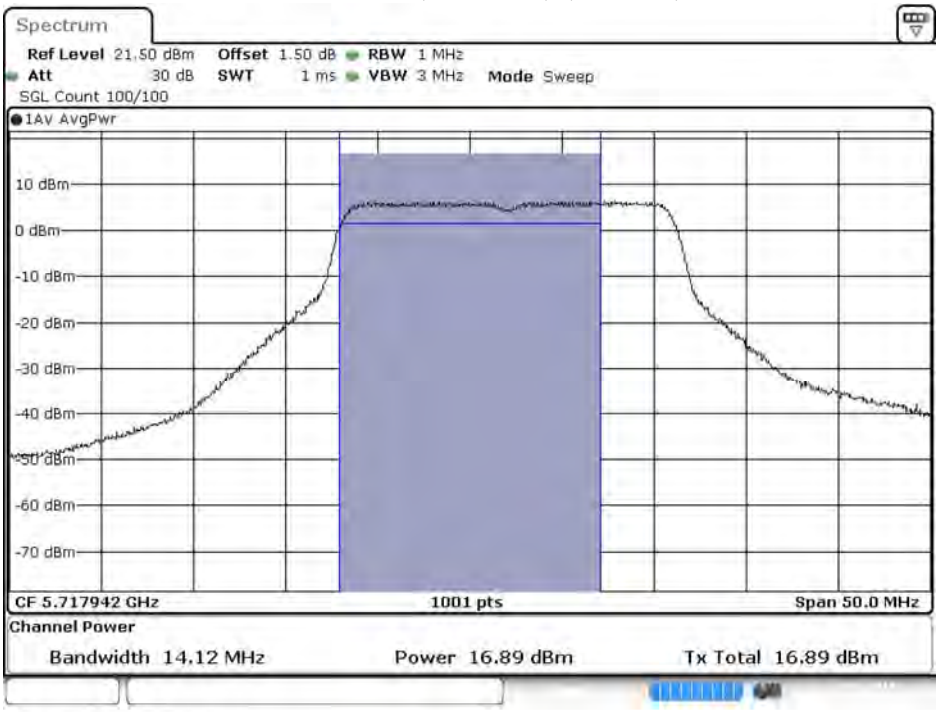

Date: 22.JAN.2019 15:15:05

Maximum conducted output power:

Channel 144 (U-NII-3) (Chain A)

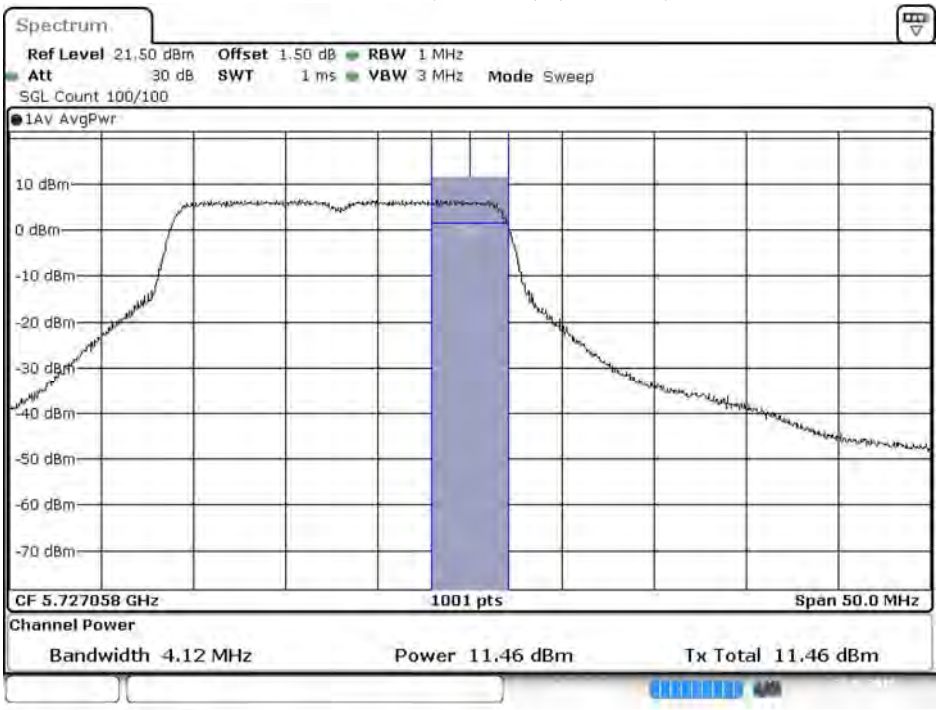

Date: 22.JAN.2019 15:15:29

Maximum conducted output power:

Channel 144 (U-NII-2C) (Chain B)

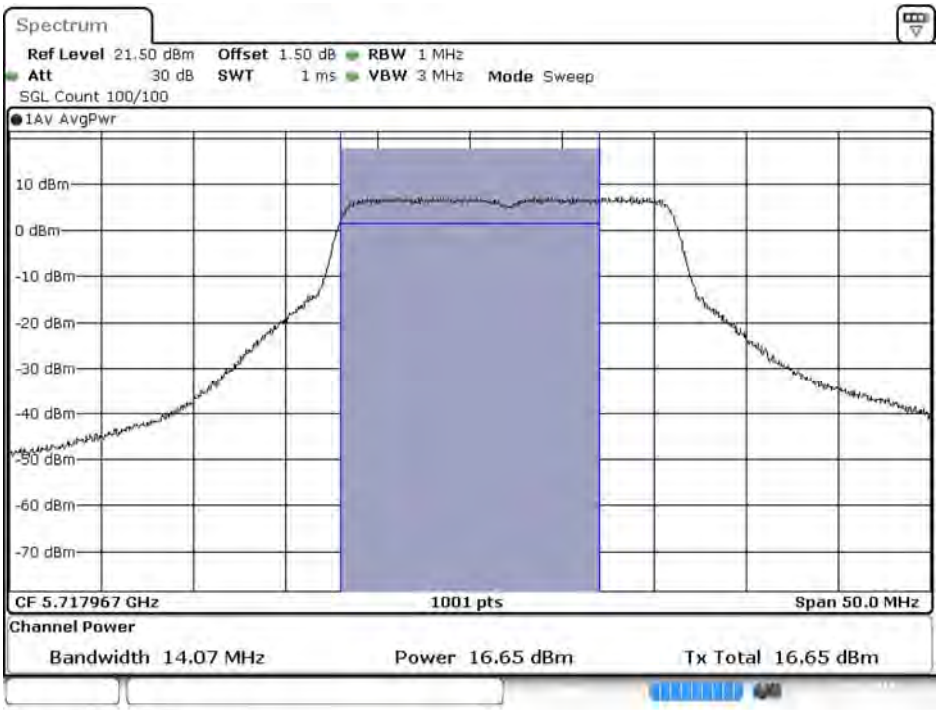

Maximum conducted output power:

Channel 144 (U-NII-3) (Chain B)

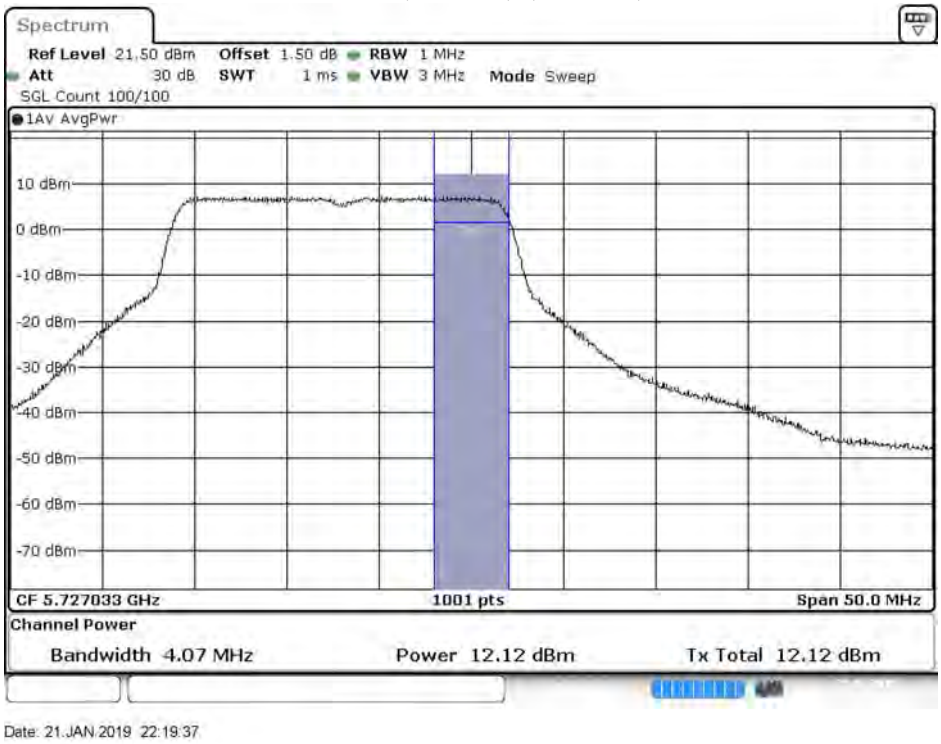

待測物名稱：Intel® Wi-Fi 6 AX200
待測物型號：AX200D2WL　　測試項目：峰值發射功率
測試頻道：--　　測試模式：Mode 3: MIMO: 發射器 802.11n-40BW
檢測器：峰值　　環境溫度：21 ℃
測試日期：108 年 01 月 22 日　　環境濕度：53 %

Chain A

Cable loss=1.5dB		Maximum conducted output power							
Channel No.	Frequency (MHz)	Data Rate (Mbps)							
		30	60	90	120	180	240	270	300
38	5190	17.91	--	--	--	--	--	--	--
46	5230	17.93	17.88	17.83	17.79	17.73	17.67	17.62	17.57
54	5270	17.96	--	--	--	--	--	--	--
62	5310	17.97	17.91	17.87	17.83	17.77	17.71	17.66	17.62
102	5510	17.33	--	--	--	--	--	--	--
110	5550	17.93	17.88	17.83	17.78	17.73	17.68	17.63	17.59
134	5670	17.98	--	--	--	--	--	--	--
142(U-NII-2C)	5710	17.57	17.51	17.47	17.42	17.38	17.34	17.30	17.25
142(U-NII-3)	5710	7.30	7.25	7.21	7.17	7.12	7.08	7.04	7.00
151	5755	17.94	--	--	--	--	--	--	--
159	5795	17.97	17.93	17.88	17.84	17.79	17.74	17.68	17.62

Note: Maximum conducted output power Value =Reading value on average power meter + cable loss

Chain B

Cable loss=1.5dB		Maximum conducted output power							
Channel No.	Frequency (MHz)	Data Rate (Mbps)							
		30	60	90	120	180	240	270	300
38	5190	17.89	--	--	--	--	--	--	--
46	5230	17.97	17.93	17.88	17.83	17.77	17.72	17.67	17.62
54	5270	17.97	--	--	--	--	--	--	--
62	5310	17.96	17.90	17.86	17.82	17.77	17.72	17.67	17.62
102	5510	17.29	--	--	--	--	--	--	--
110	5550	17.97	17.92	17.88	17.83	17.77	17.72	17.67	17.62
134	5670	17.96	--	--	--	--	--	--	--
142(U-NII-2C)	5710	17.49	17.44	17.40	17.36	17.32	17.28	17.23	17.18
142(U-NII-3)	5710	8.06	8.01	7.96	7.92	7.88	7.84	7.80	7.75
151	5755	17.89	--	--	--	--	--	--	--
159	5795	17.96	17.92	17.88	17.83	17.77	17.72	17.68	17.63

Note: Maximum conducted output power Value =Reading value on average power meter + cable loss

Maximum conducted output power Measurement:

Channel Number	Frequency (MHz)	99% Bandwidth (MHz)	Chain A Power (dBm)	Chain B Power (dBm)	Output Power (dBm)	Output Power Limit	
						(dBm)	dBm+10log(BW)
38	5190	--	17.91	17.89	20.91	24	--
46	5230	--	17.93	17.97	20.96	24	--
54	5270	36.464	17.96	17.97	20.98	24	26.62
62	5310	36.364	17.97	17.96	20.98	24	26.61
102	5510	36.364	17.33	17.29	20.32	24	26.61
110	5550	36.364	17.93	17.97	20.96	24	26.61
134	5670	36.364	17.98	17.96	20.98	24	26.61
142(U-NII-2C)	5710	39.302	17.57	17.49	20.54	24	26.94
142(U-NII-3)	5710	--	7.30	8.06	10.71	30	--
151	5755	--	17.94	17.89	20.93	30	--
159	5795	--	17.97	17.96	20.98	30	--

Note:

1. Output Power (dBm) = 10LOG (Chain A Power (mW)+ Chain B Power (mW))
2. 99% Bandwidth is the bandwidth of chain A or chain B whichever is less bandwidth, output power limitation is more stringent.

99% Occupied Bandwidth:

Channel 54 (Chain A)

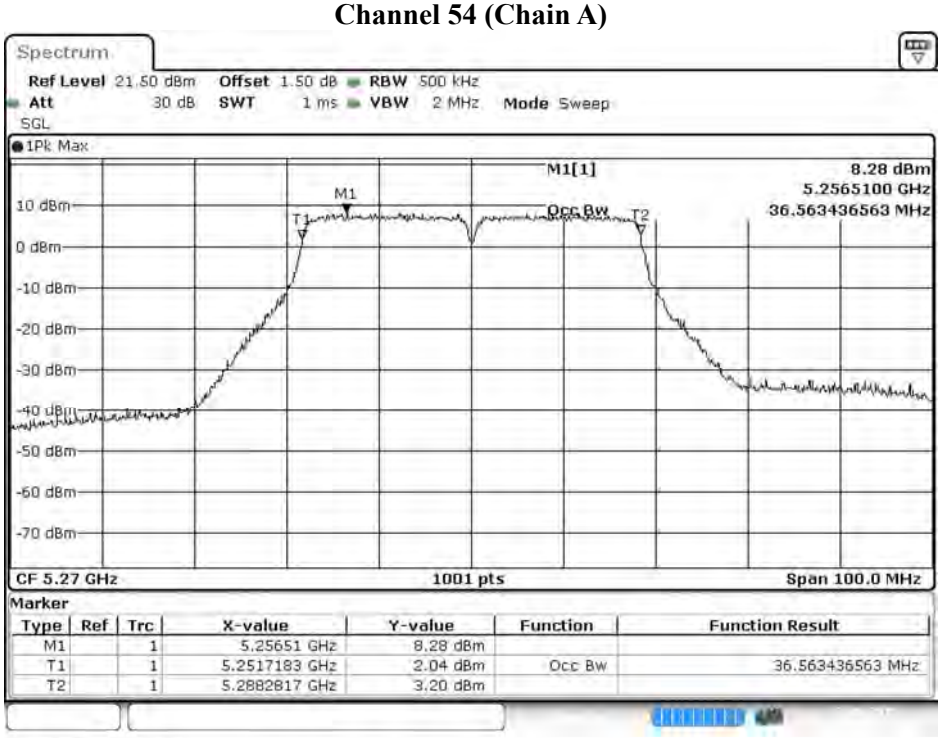

Date: 22.JAN.2019 16:14:33

Channel 54 (Chain B)

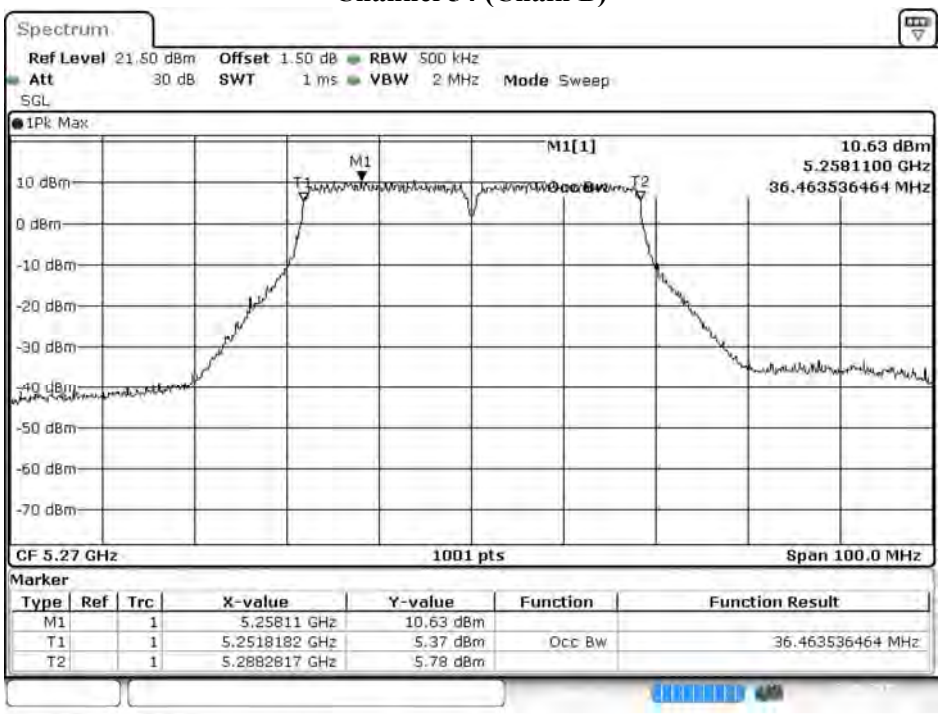

Date: 22.JAN.2019 01:01:13

Channel 62 (Chain A)

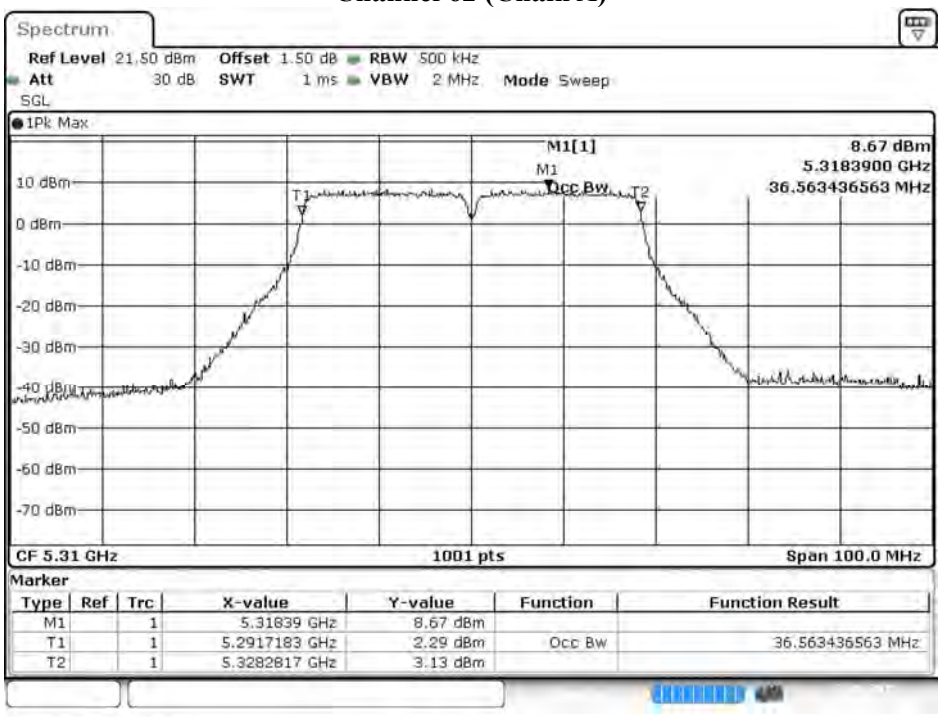

Date: 22.JAN.2019 16:18:20

Channel 62 (Chain B)

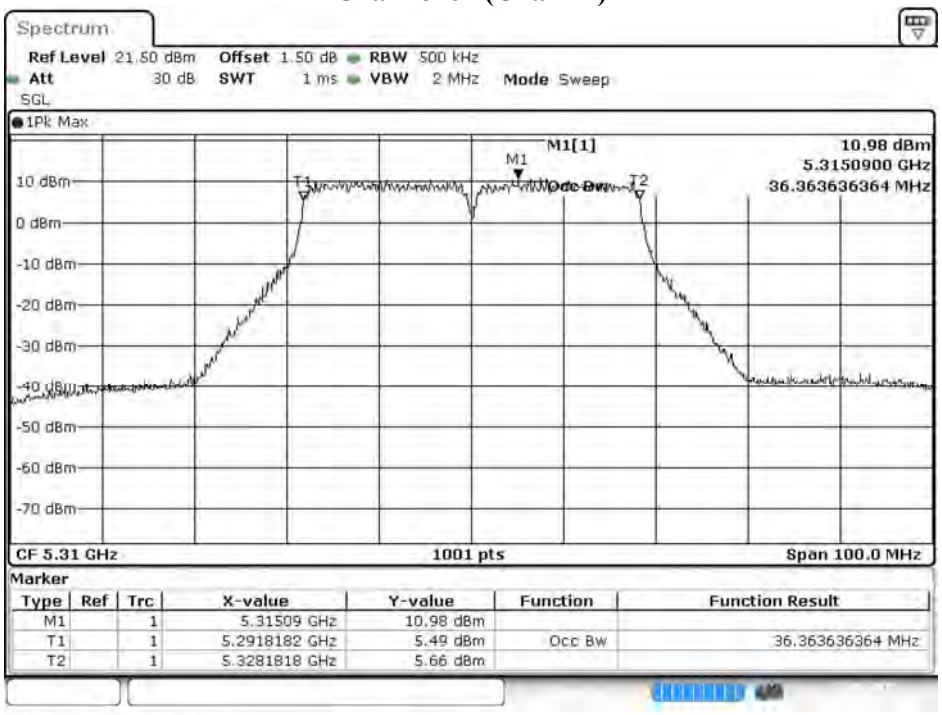

Date: 22.JAN.2019 05:20:51

Channel 102 (Chain A)

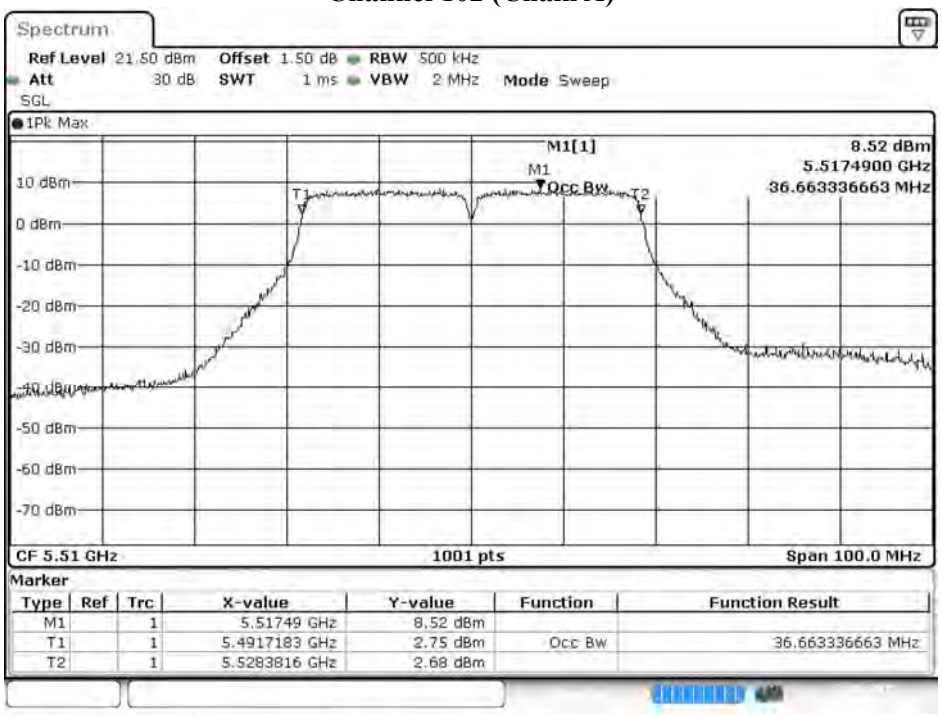

Date: 22.JAN.2019 16:20:23

Channel 102 (Chain B)

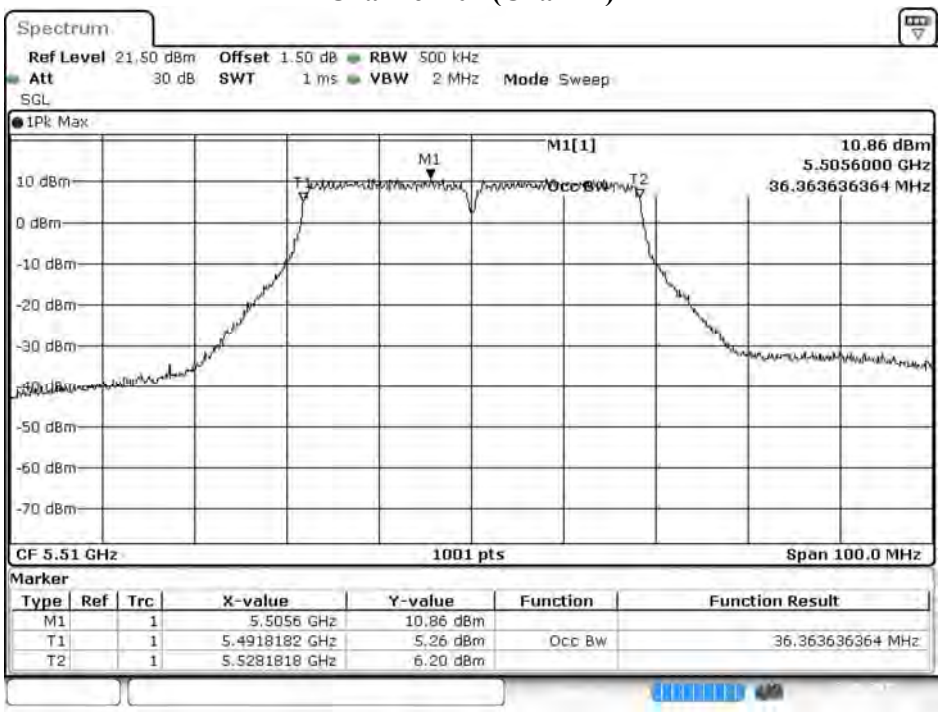

Date: 22.JAN.2019 05:23:22

Channel 110 (Chain A)

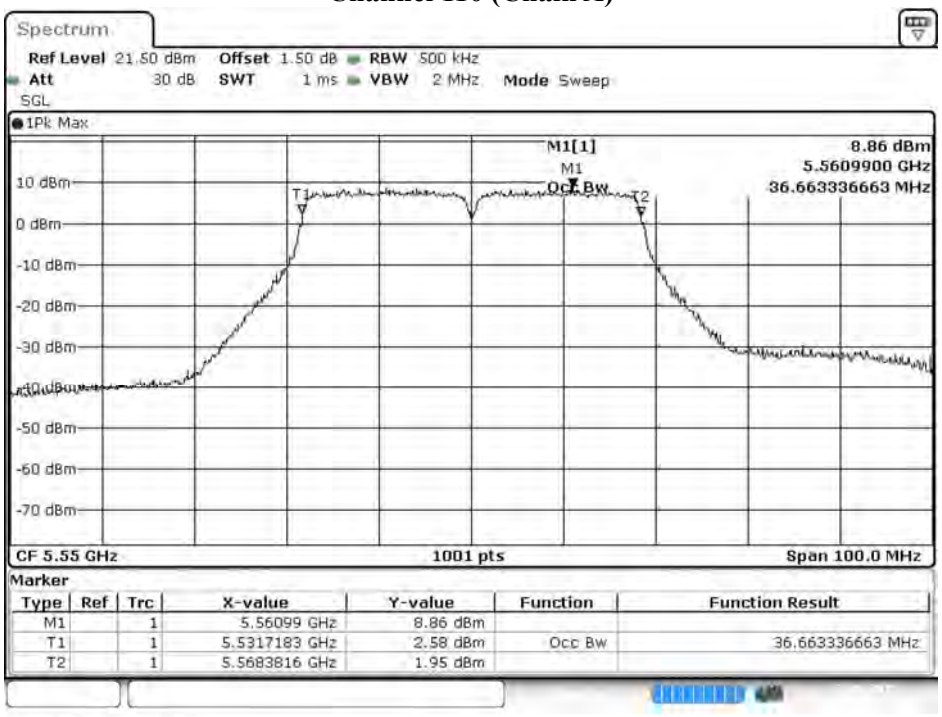

Date: 22.JAN.2019 16:22:28

Channel 110 (Chain B)

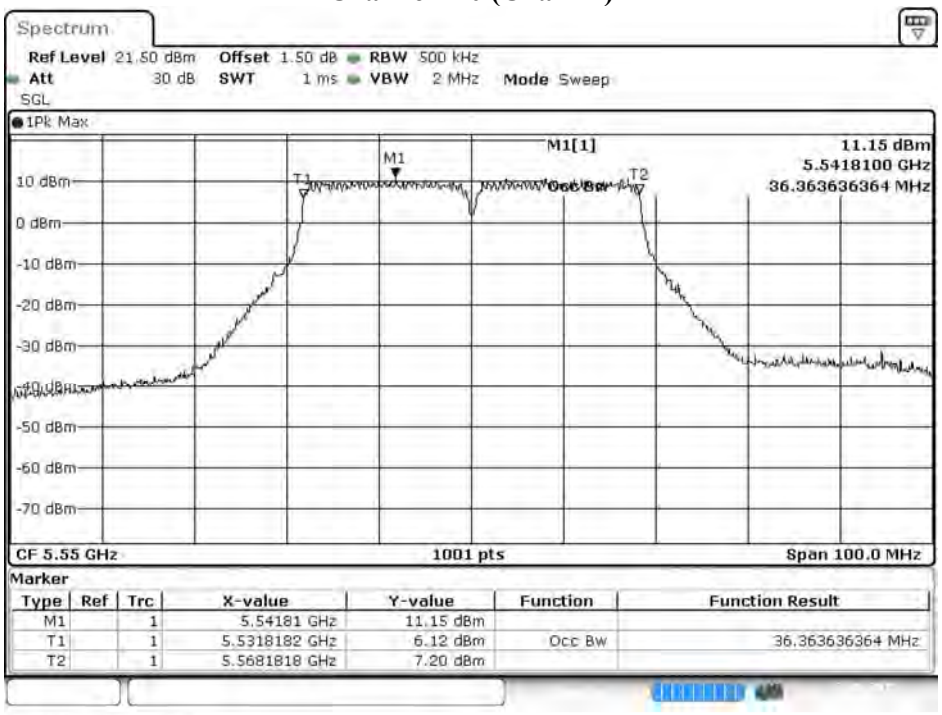

Date: 22.JAN.2019 05:29:01

Channel 134 (Chain A)

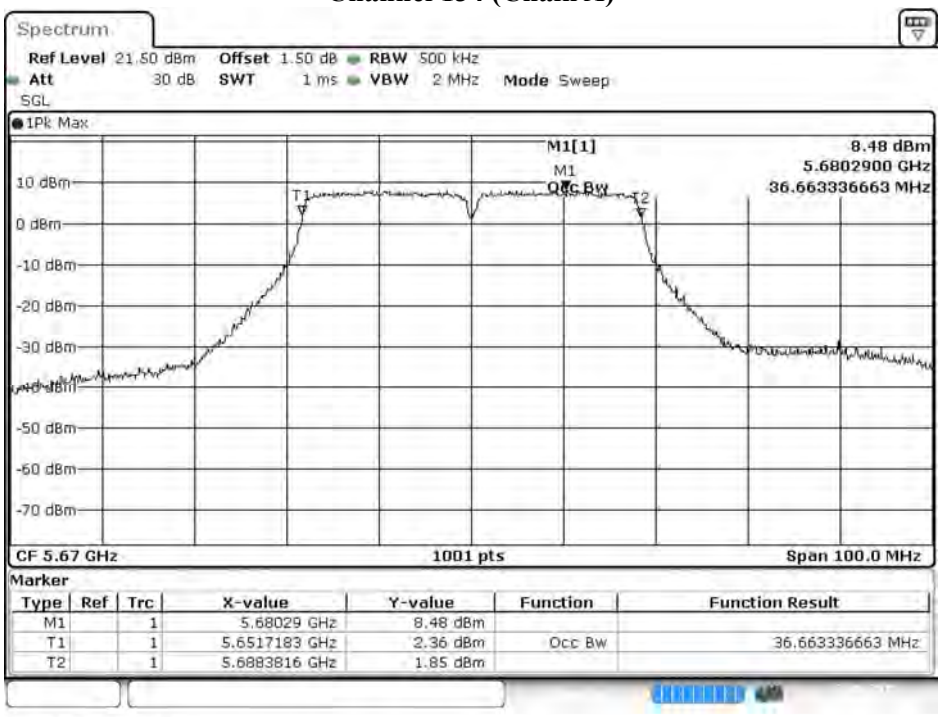

Date: 22.JAN.2019 16:27:06

Channel 134 (Chain B)

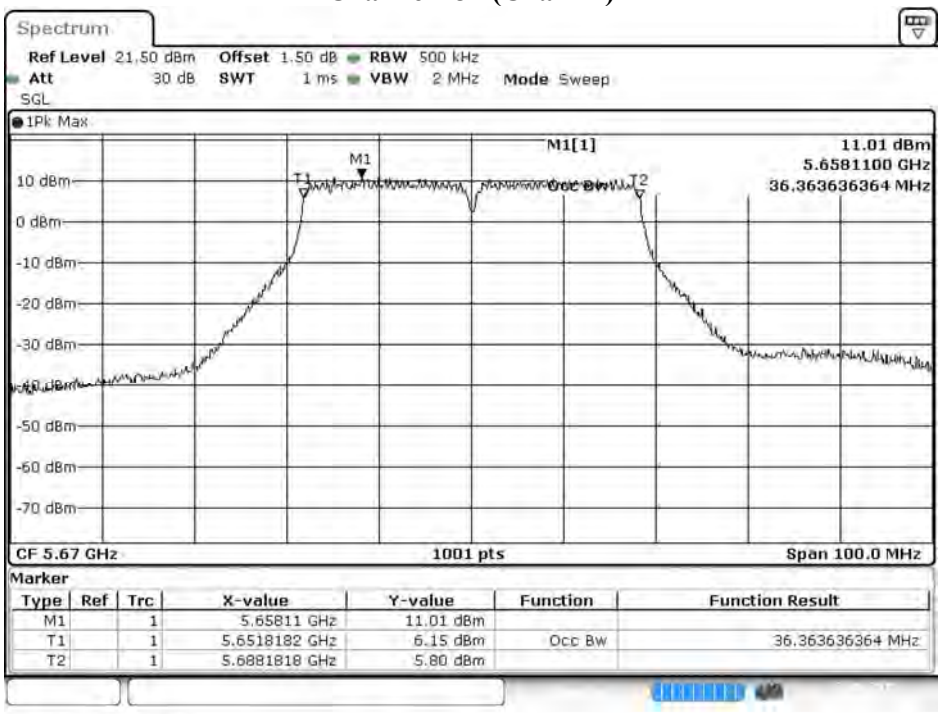

Date: 22.JAN.2019 06:26:13

Channel 142 (Chain A)

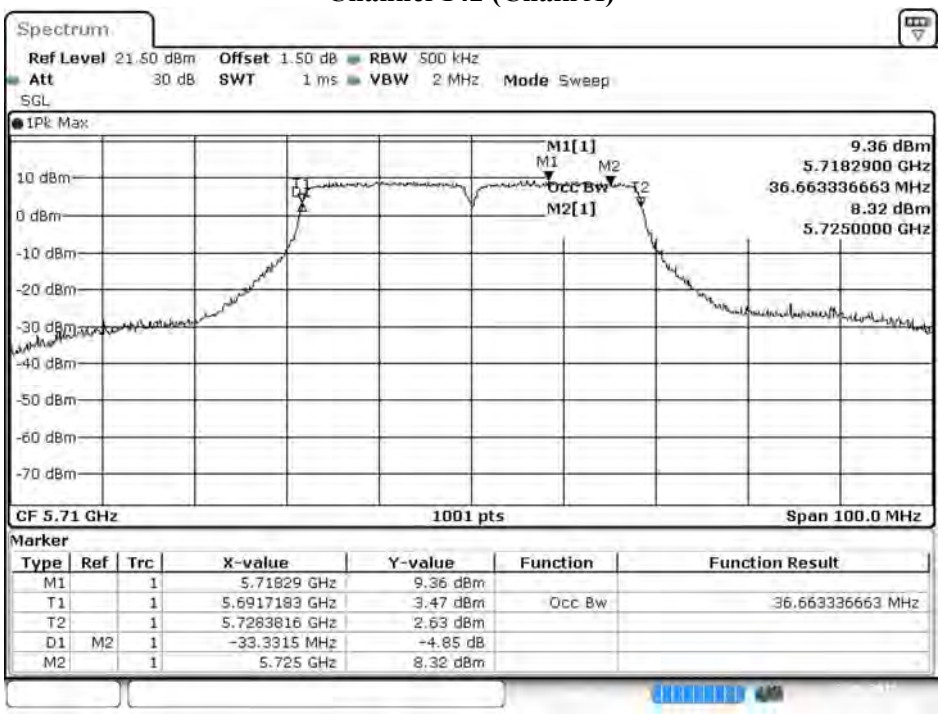

Channel 142 (Chain B)

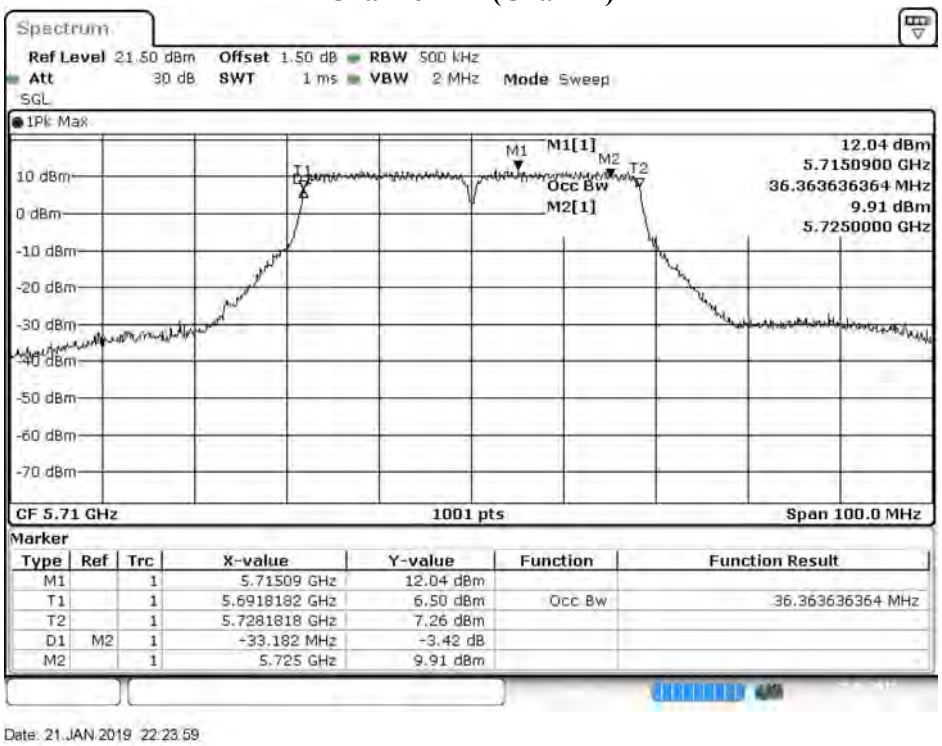

Maximum conducted output power:

Channel 142(U-NII-2C) (Chain A)

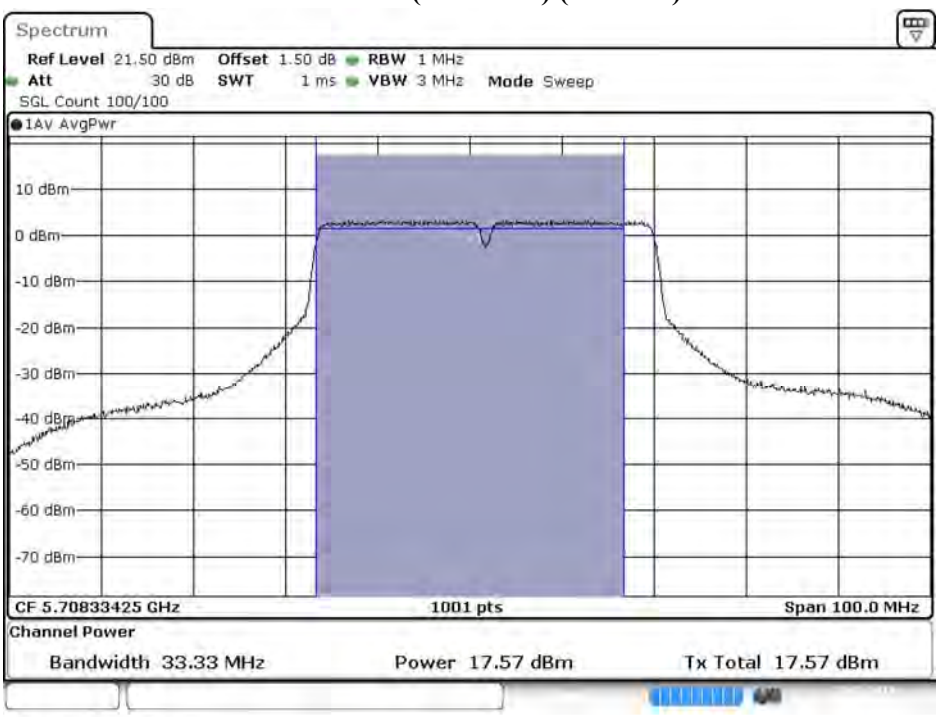

Date: 22.JAN.2019 15:17:26

Maximum conducted output power:

Channel 142(U-NII-3) (Chain A)

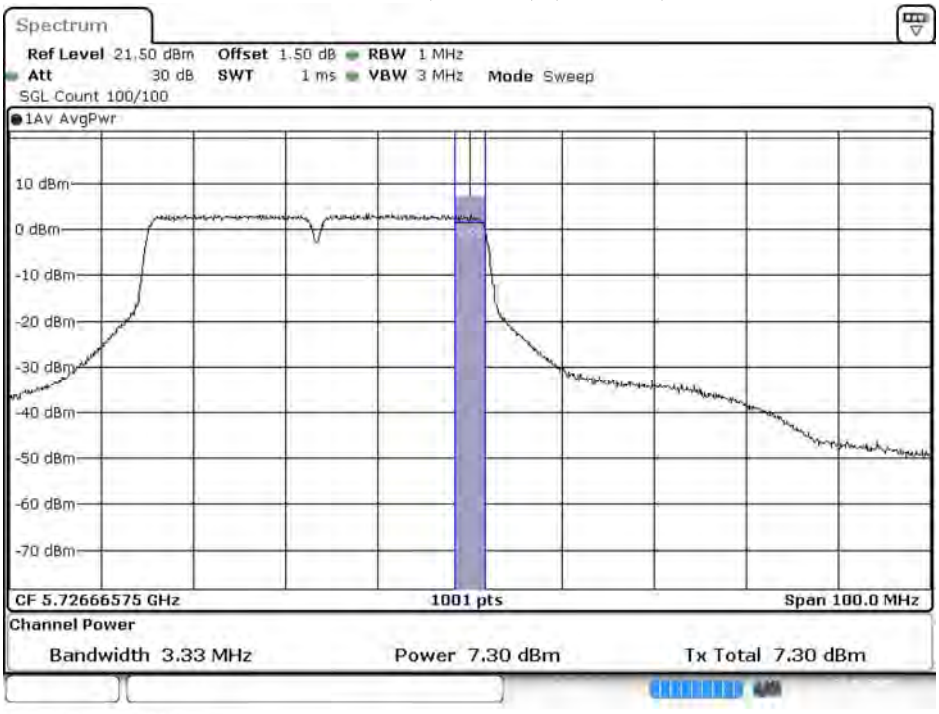

Date: 22.JAN.2019 15:17:50

Maximum conducted output power:

Channel 142(U-NII-2C) (Chain B)

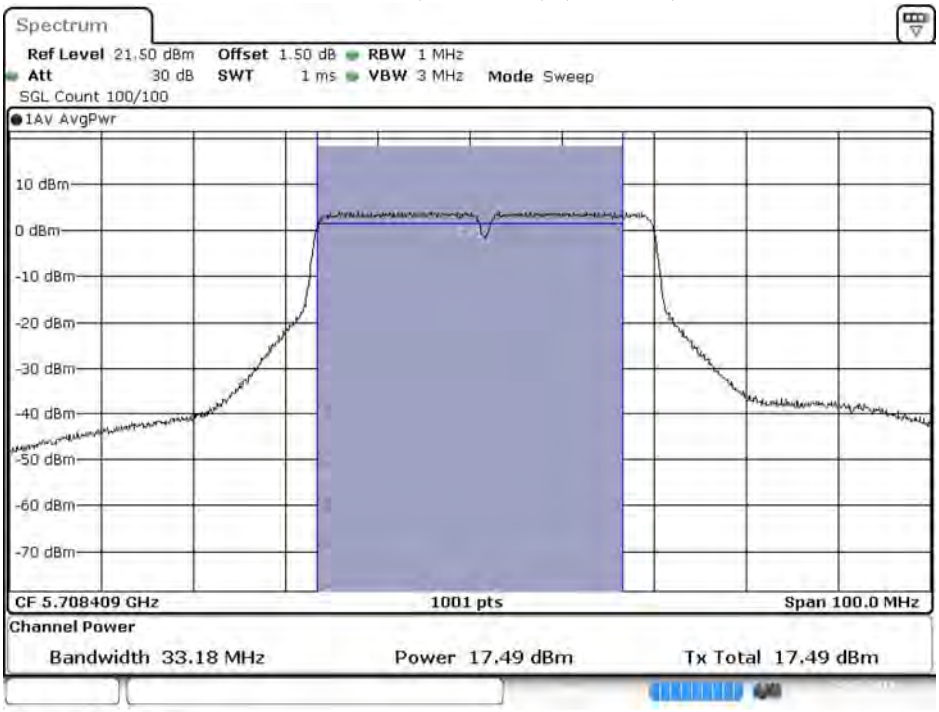

Date: 21.JAN.2019 22:25:06

Maximum conducted output power:

Channel 142(U-NII-3) (Chain B)

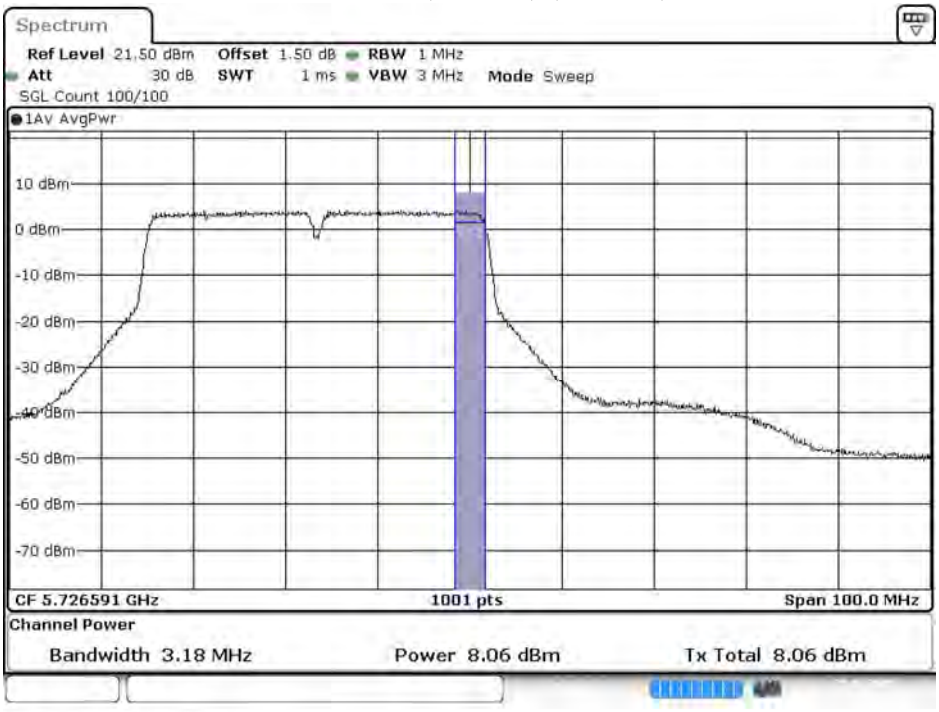

Date: 21.JAN.2019 22:25:30

待測物名稱：Intel® Wi-Fi 6 AX200
待測物型號：AX200D2WL　　測試項目：峰值發射功率
測試頻道：--　　測試模式：Mode 3: MIMO: 發射器 802.11ac-80BW
6 dB 頻寬：1MHz　　視頻頻寬：3MHz
檢測器：峰值　　環境溫度：21 ℃
測試日期：108 年 01 月 22 日　　環境濕度：53 %

Chain A

Cable loss=1.5dB		Maximum conducted output power									
Channel No	Frequency (MHz)	Data Rate (Mbps)									
		65	130	1965	260	390	520	585	650	780	866.7
42	5210	17.94	17.90	17.86	17.82	17.78	17.72	17.66	17.62	17.58	17.54
58	5290	17.72	17.68	17.64	17.60	17.55	17.50	17.45	17.40	17.36	17.32
106	5530	16.93	--	--	--	--	--	--	--	--	--
122	5610	17.95	17.91	17.87	17.82	17.78	17.74	17.70	17.64	17.60	17.56
138 (U-NII-2C)	5690	17.86	--	--	--	--	--	--	--	--	--
138 (U-NII-3)	5690	0.31	--	--	--	--	--	--	--	--	--
155	5775	17.91	17.86	17.81	17.75	17.70	17.65	17.60	17.56	17.52	17.48

Note: Maximum conducted output power Value =Reading value on Spectrum Analyzer + cable loss

Chain B

Cable loss=1.5dB		Maximum conducted output power									
Channel No	Frequency (MHz)	Data Rate (Mbps)									
		65	130	1965	260	390	520	585	650	780	866.7
42	5210	17.96	17.92	17.88	17.84	17.80	17.75	17.70	17.64	17.60	17.56
58	5290	17.83	17.78	17.74	17.70	17.65	17.61	17.55	17.51	17.47	17.42
106	5530	17.19	--	--	--	--	--	--	--	--	--
122	5610	17.91	17.86	17.81	17.75	17.70	17.65	17.60	17.56	17.52	17.48
138 (U-NII-2C)	5690	17.88	--	--	--	--	--	--	--	--	--
138 (U-NII-3)	5690	0.75	--	--	--	--	--	--	--	--	--
155	5775	17.97	17.92	17.88	17.84	17.80	17.76	17.72	17.68	17.62	17.58

Note: Maximum conducted output power Value =Reading value on Spectrum Analyzer + cable loss

Maximum conducted output power Measurement:

Channel No	Frequency Range (MHz)	99% Bandwidth (MHz)	Chain A Power (dBm)	Chain B Power (dBm)	Output Power (dBm)	Output Power Limit	
						(dBm)	dBm+10log(BW)
42	5210	--	17.94	17.96	20.96	24	--
58	5290	74.925	17.72	17.83	20.79	24	29.75
106	5530	74.925	16.93	17.19	20.07	24	29.75
122	5610	75.125	17.95	17.91	20.94	24	29.76
138 (U-NII-2C)	5690	72.462	17.86	17.88	20.88	24	29.60
138 (U-NII-3)	5690	--	0.31	0.75	3.55	30	--
155	5775	--	17.91	17.97	20.95	30	--

Note:

1. Output Power (dBm) = 10LOG (Chain A Power (mW)+ Chain B Power (mW))
2. 99% Bandwidth is the bandwidth of chain A or chain B whichever is less bandwidth, output power limitation is more stringent.

99% Occupied Bandwidth:

Channel 42(Chain A)

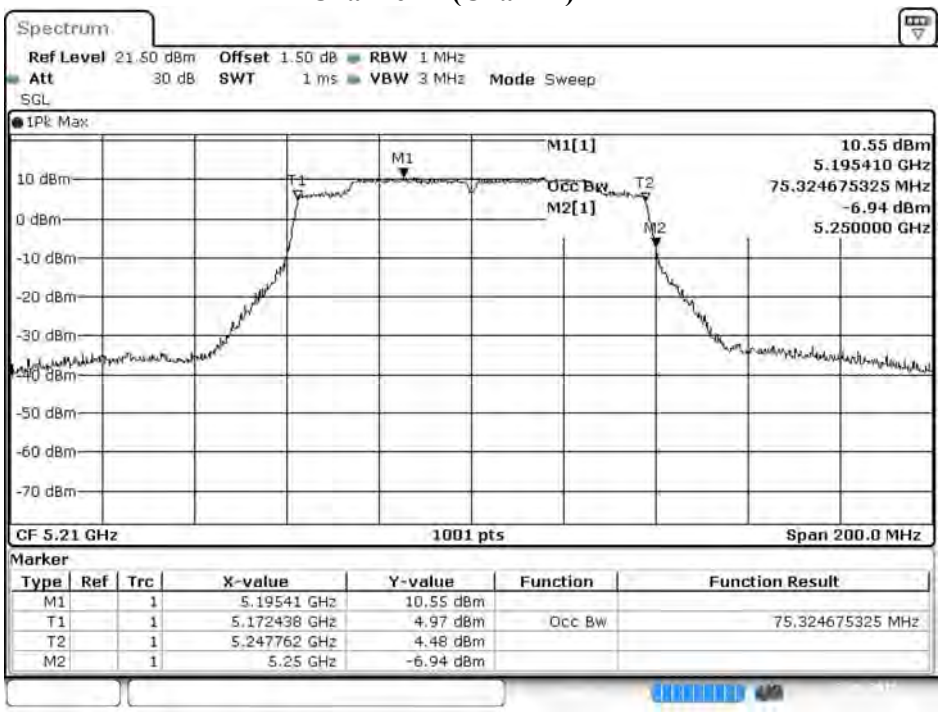

Date: 22.JAN.2019 15:18:40

Channel 42(Chain B)

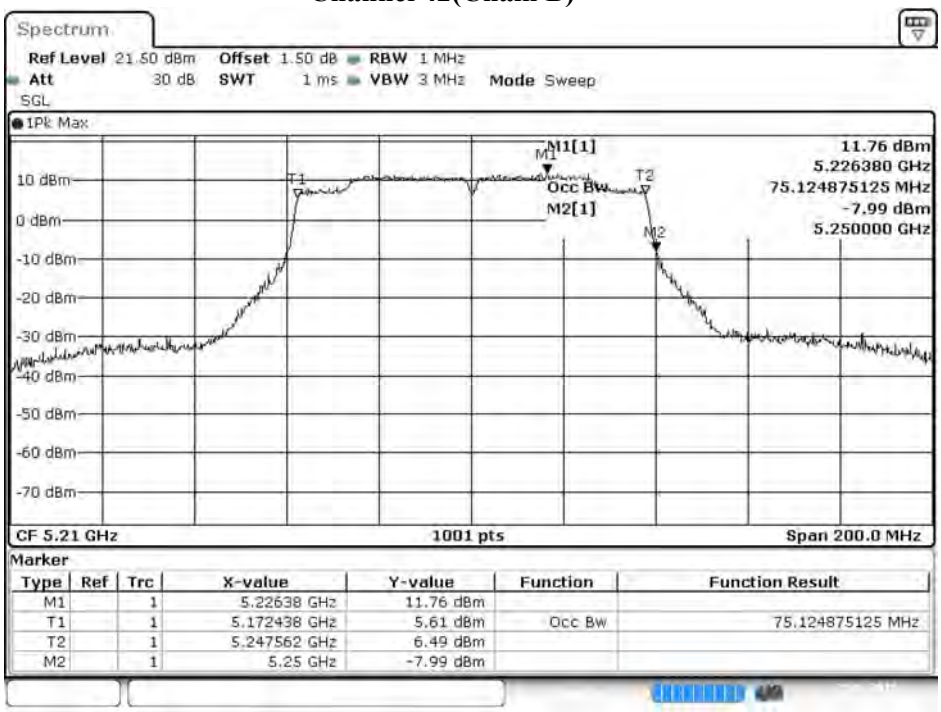

Date: 21.JAN.2019 22:32:39

Channel 58 (Chain A)

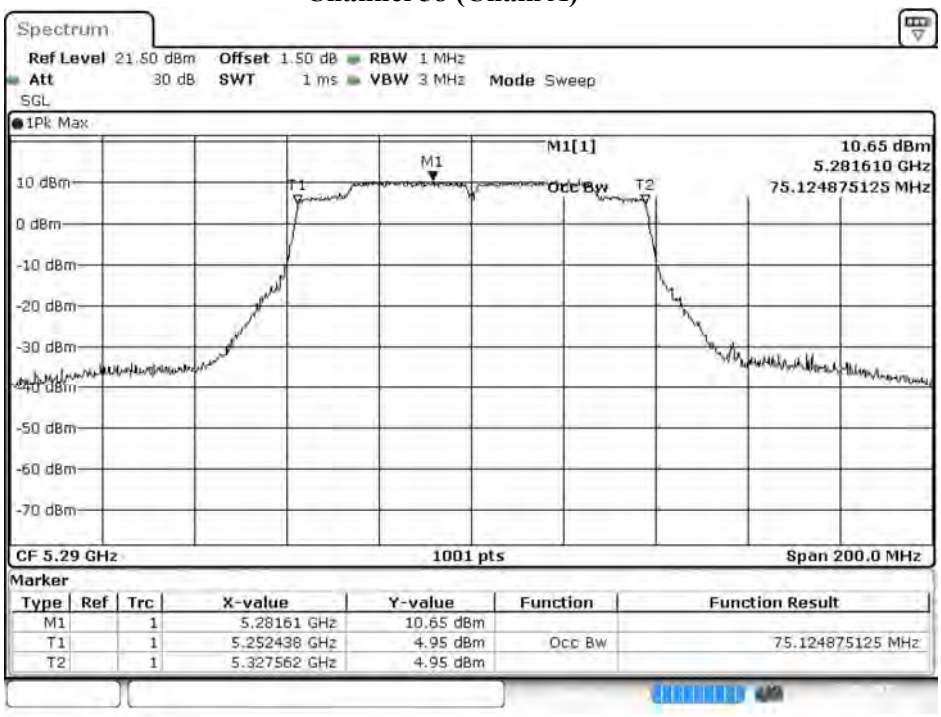

Date: 22.JAN.2019 15:21:56

Channel 58 (Chain B)

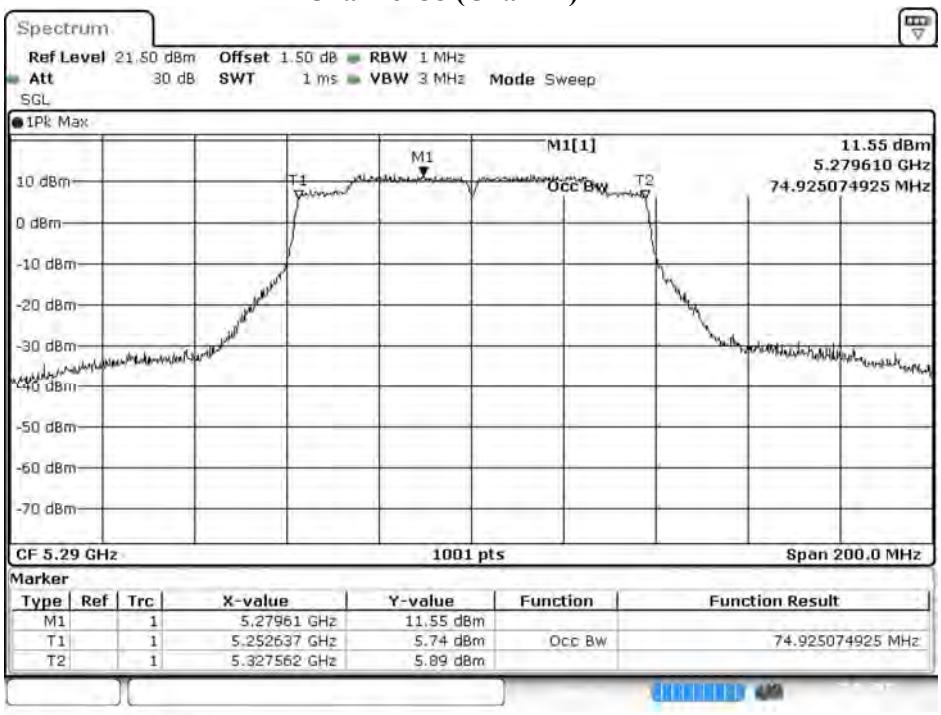

Date: 21.JAN.2019 22:35:57

Channel 106 (Chain A)

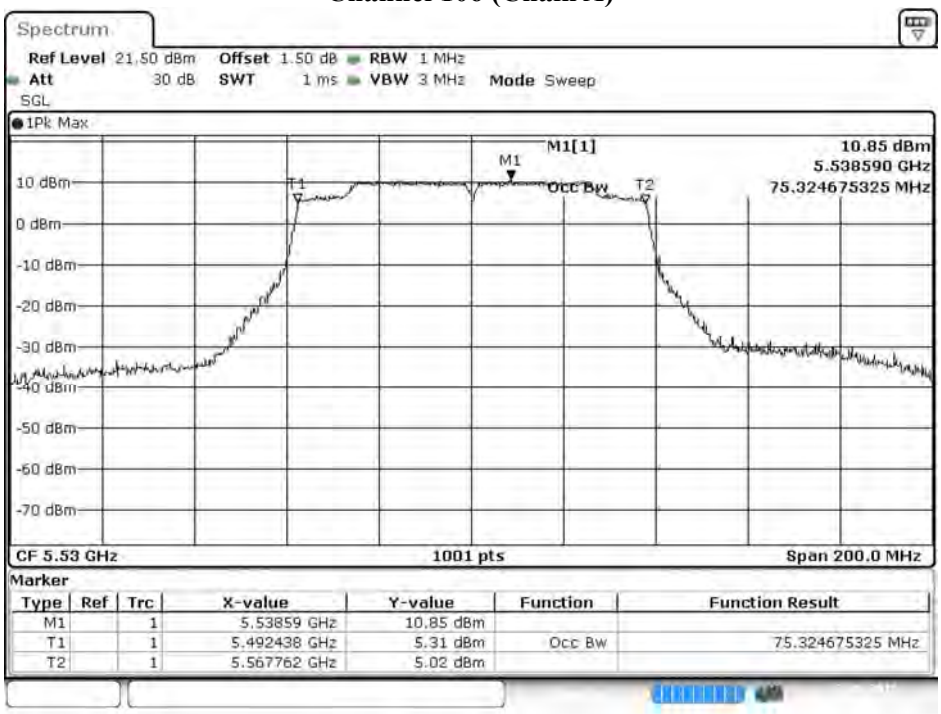

Date: 22.JAN.2019 15:25:00

Channel 106 (Chain B)

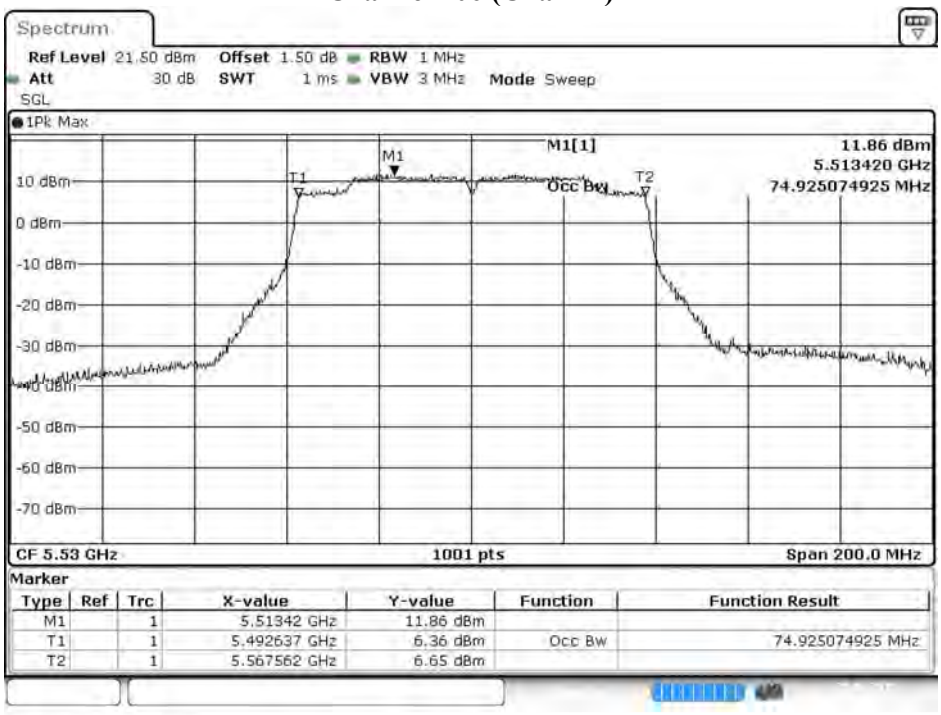

Date: 21.JAN.2019 22:39:16

Channel 122 (Chain A)

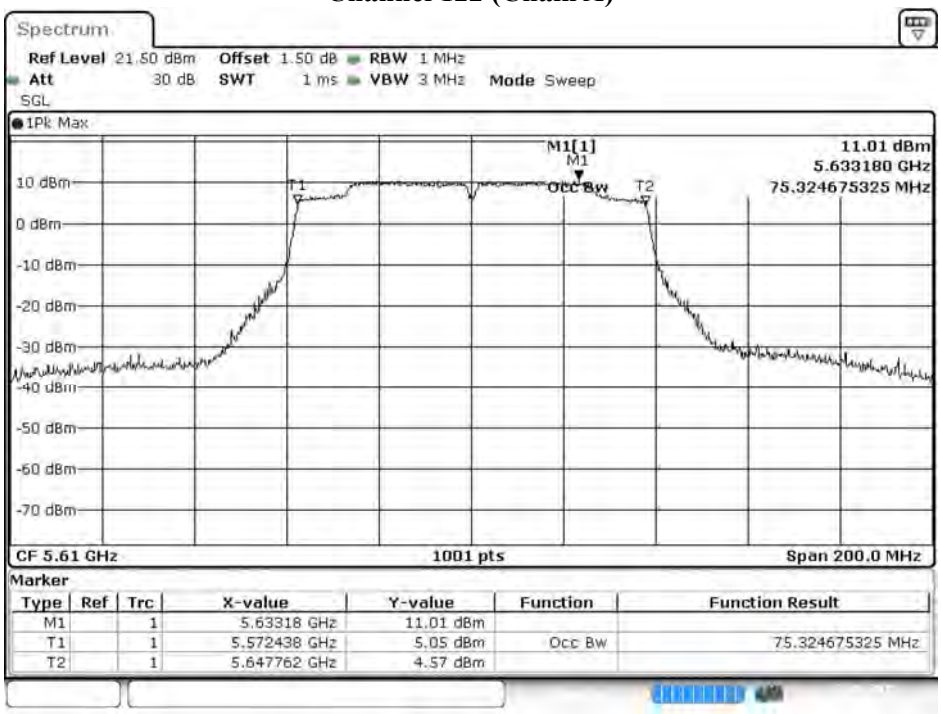

Date: 22.JAN.2019 15:26:59

Channel 122 (Chain B)

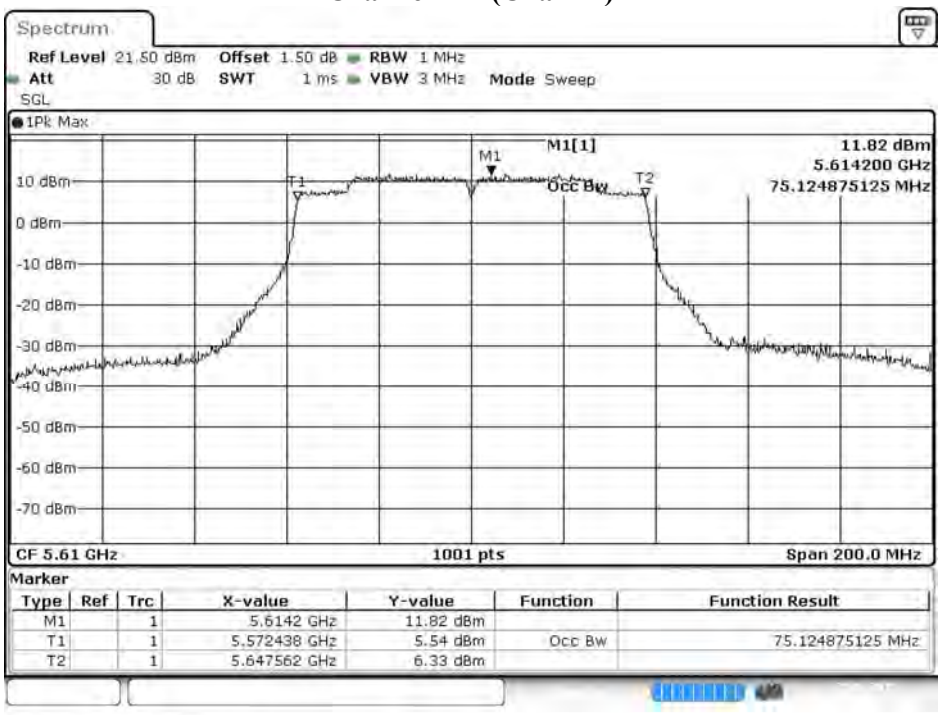

Date: 21.JAN.2019 22:41:30

Channel 138 (Chain A)

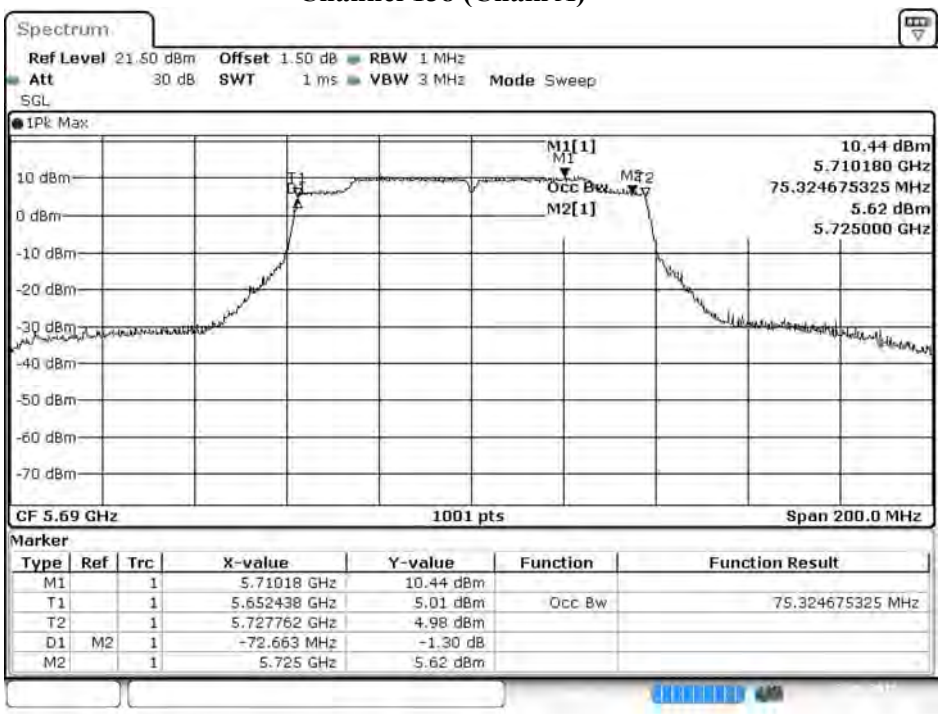

Date: 22.JAN.2019 15:40:01

Channel 138 (Chain B)

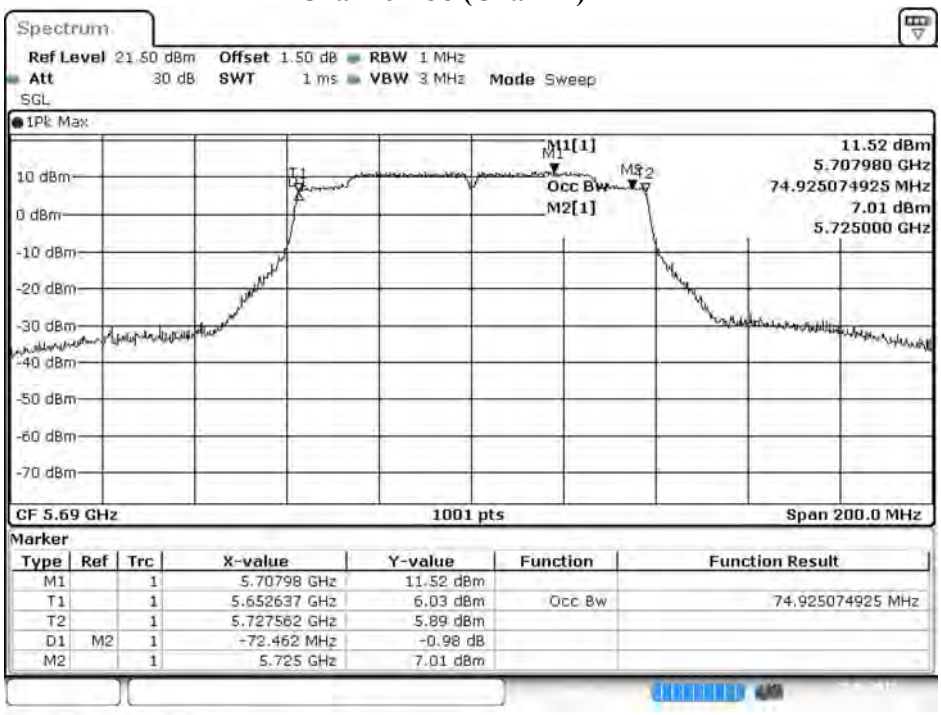

Date: 21.JAN.2019 22:45:57

Channel 155 (Chain A)

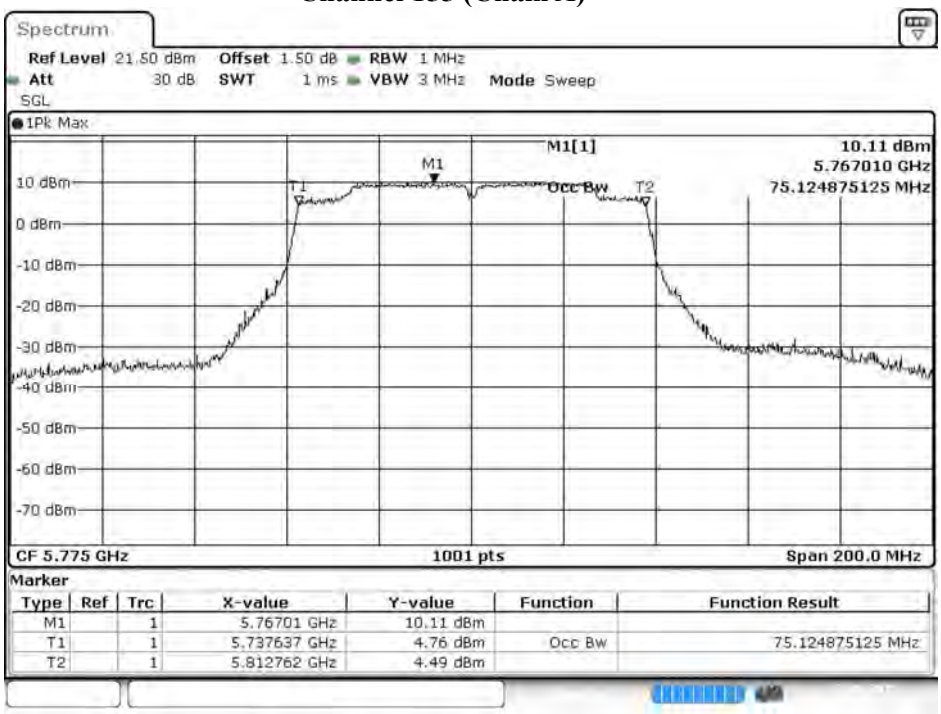

Date: 22.JAN.2019 16:29:50

Channel 155 (Chain B)

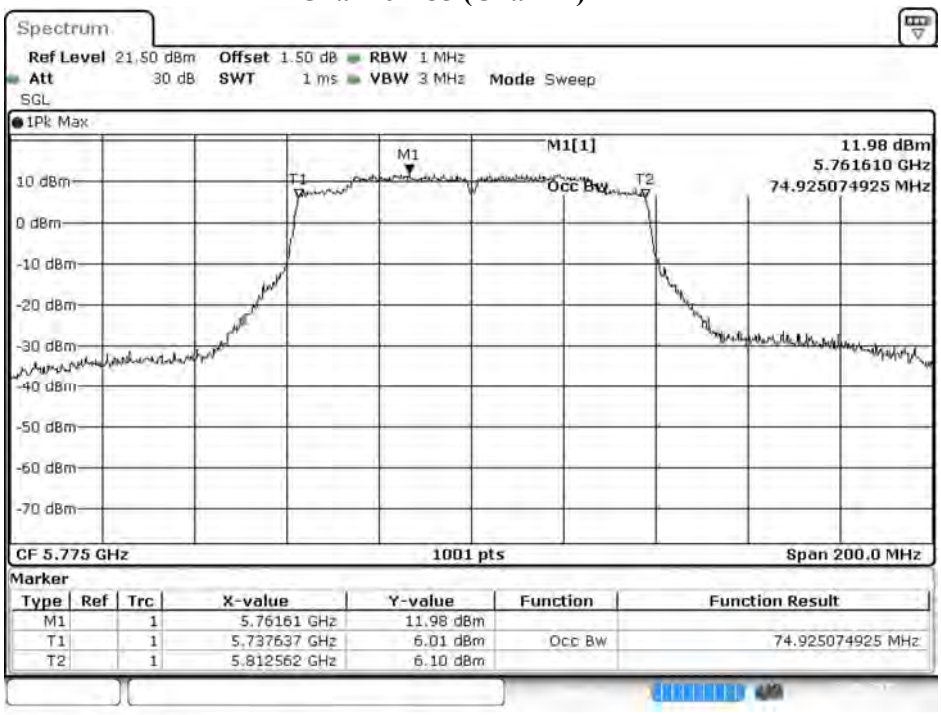

Date: 22.JAN.2019 06:36:35

Maximum conducted output power:

Channel 42 (Chain A)

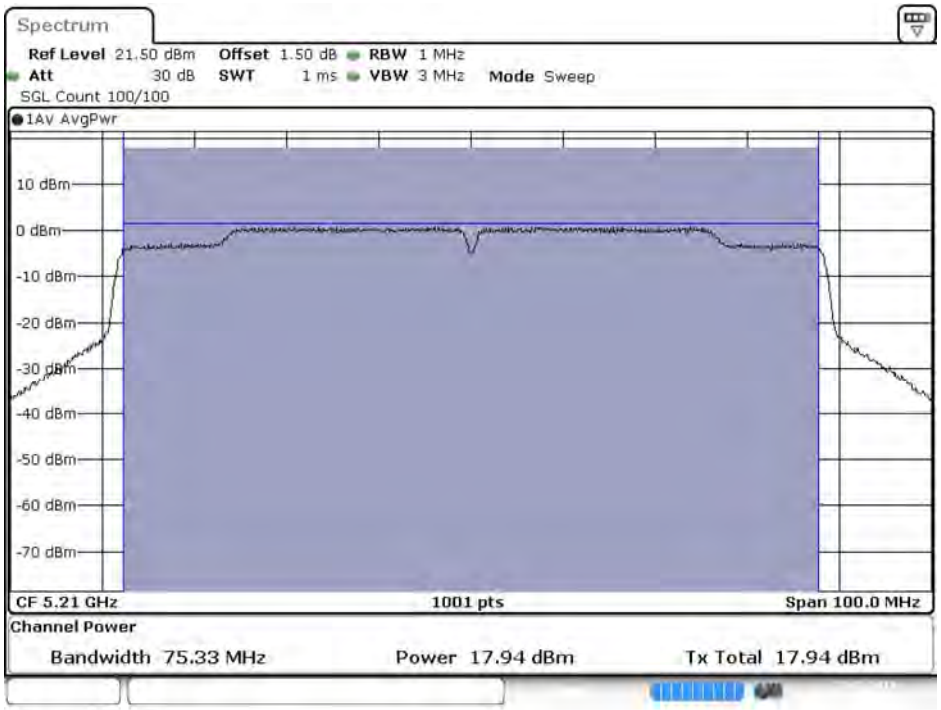

Date: 22.JAN.2019 15:19:46

Maximum conducted output power:

Channel 42 (Chain B)

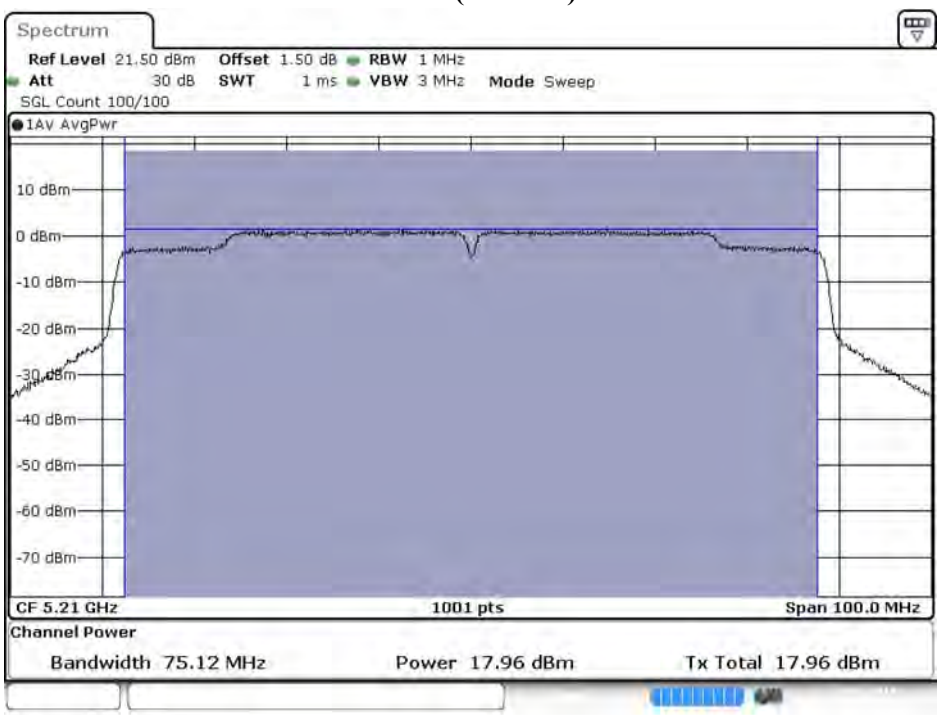

Date: 21.JAN.2019 22:33:48

Maximum conducted output power:

Channel 58 (Chain A)

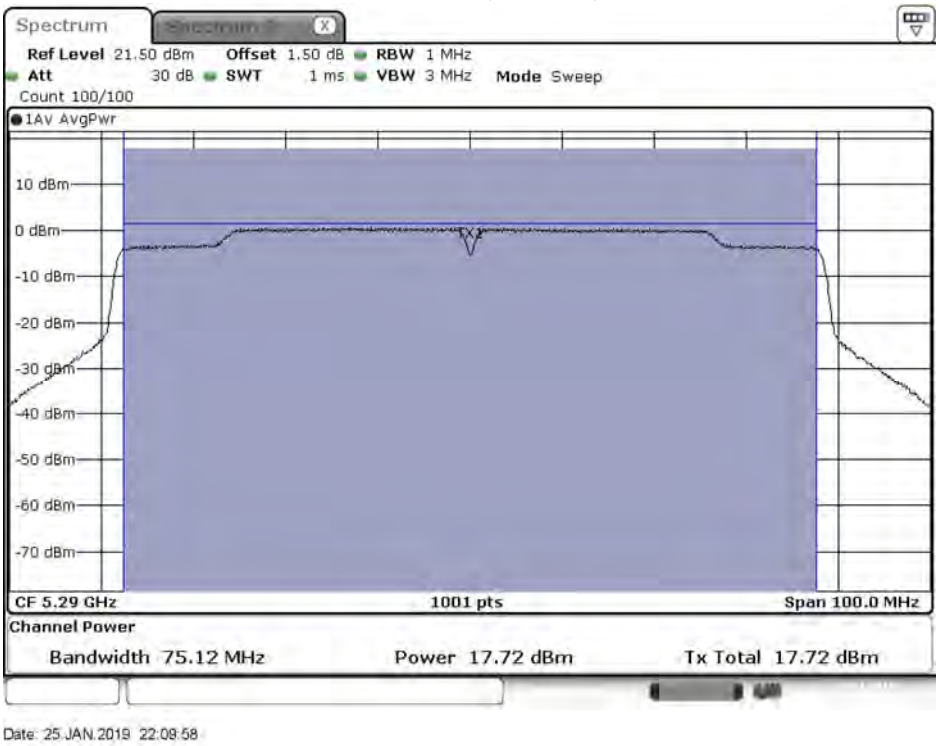

Maximum conducted output power:

Channel 58 (Chain B)

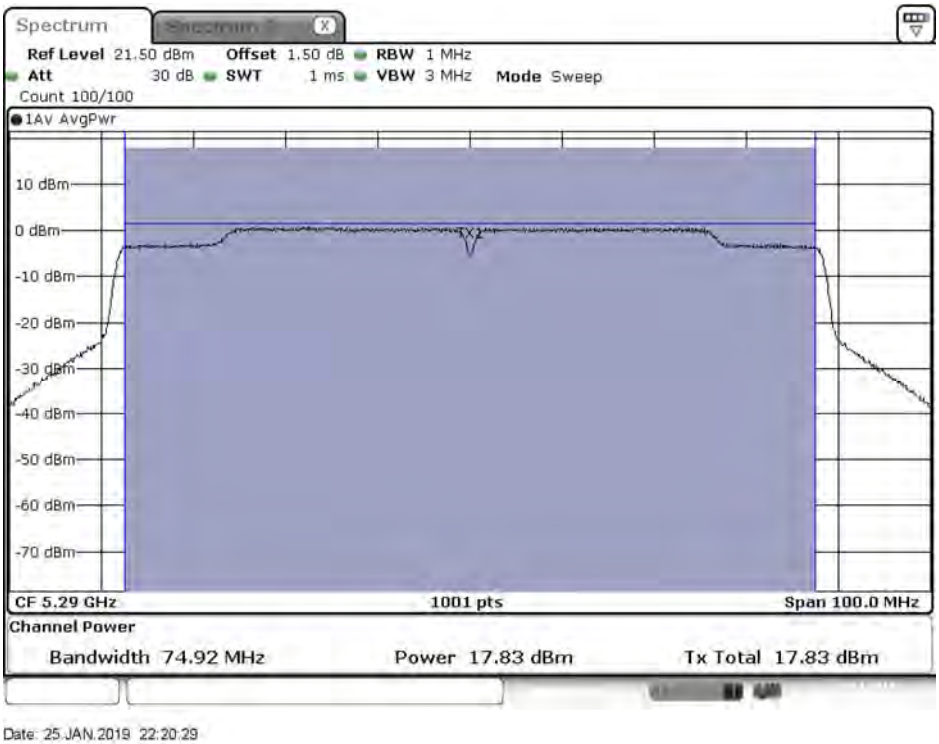

Maximum conducted output power:

Channel 106 (Chain A)

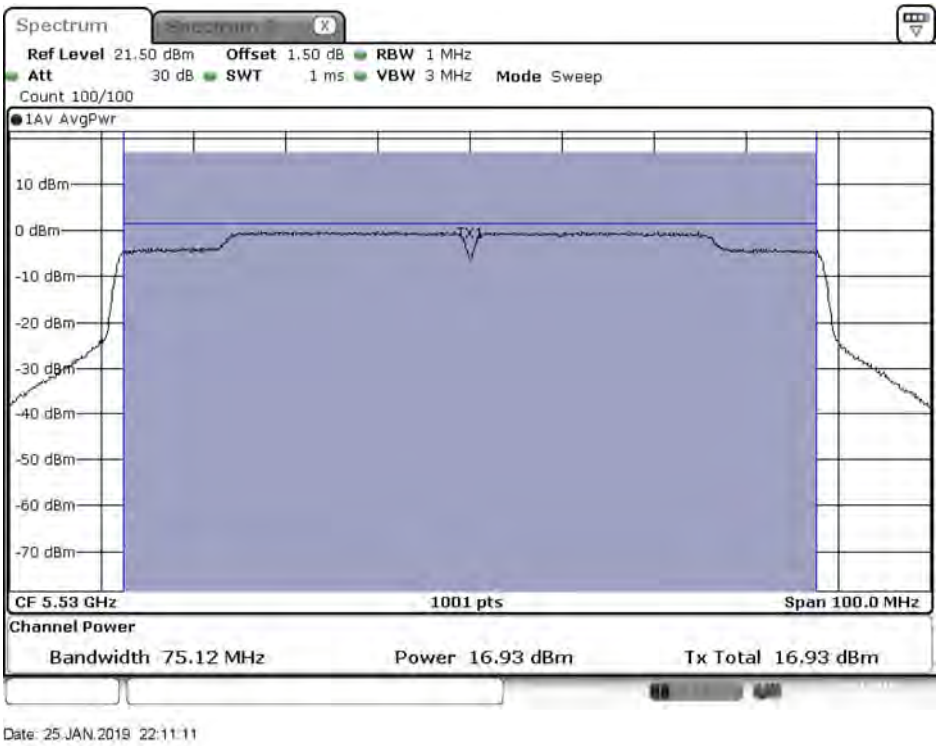

Maximum conducted output power:

Channel 106 (Chain B)

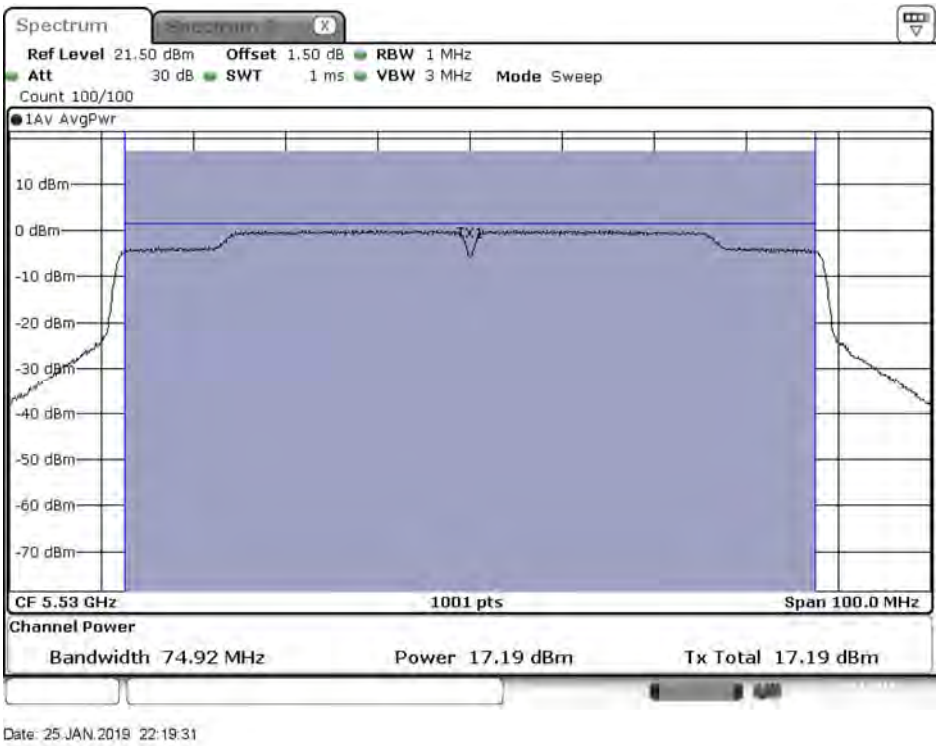

Maximum conducted output power:

Channel 122 (Chain A)

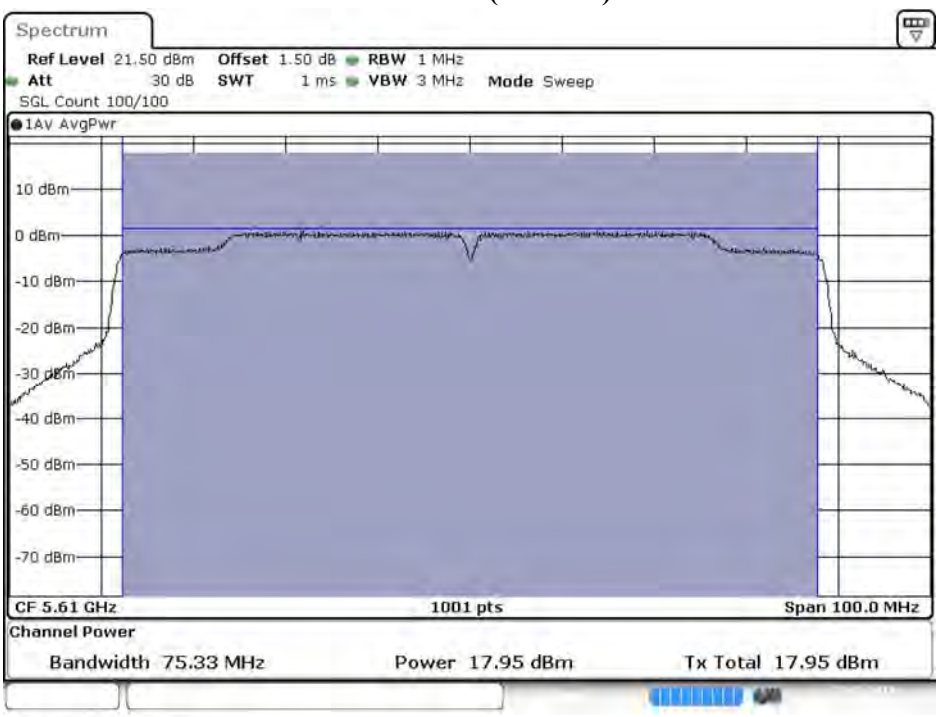

Date: 22.JAN.2019 15:27:45

Maximum conducted output power:

Channel 122 (Chain B)

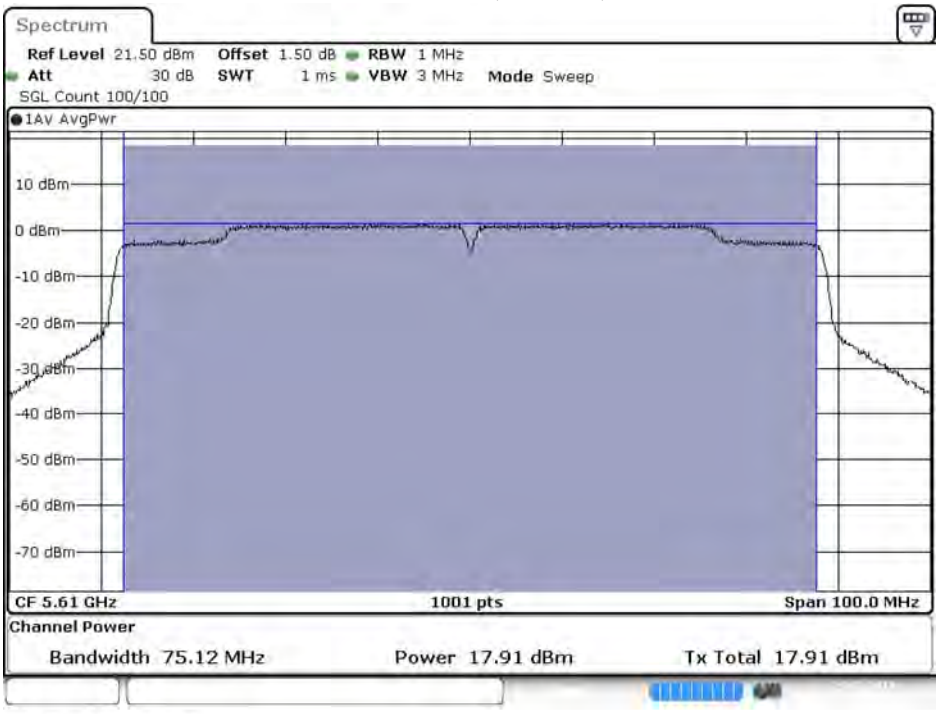

Date: 21.JAN.2019 22:42:16

Maximum conducted output power:

Channel 138 (U-NII-2C) (Chain A)

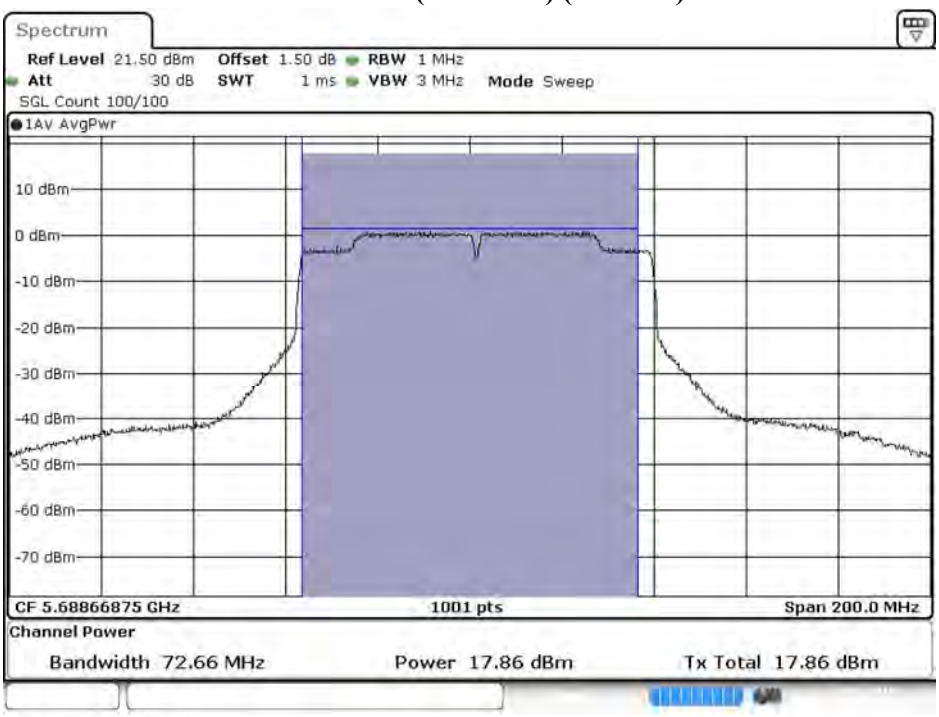

Date: 22.JAN.2019 15:41:07

Maximum conducted output power:

Channel 138 (U-NII-2C) (Chain A)

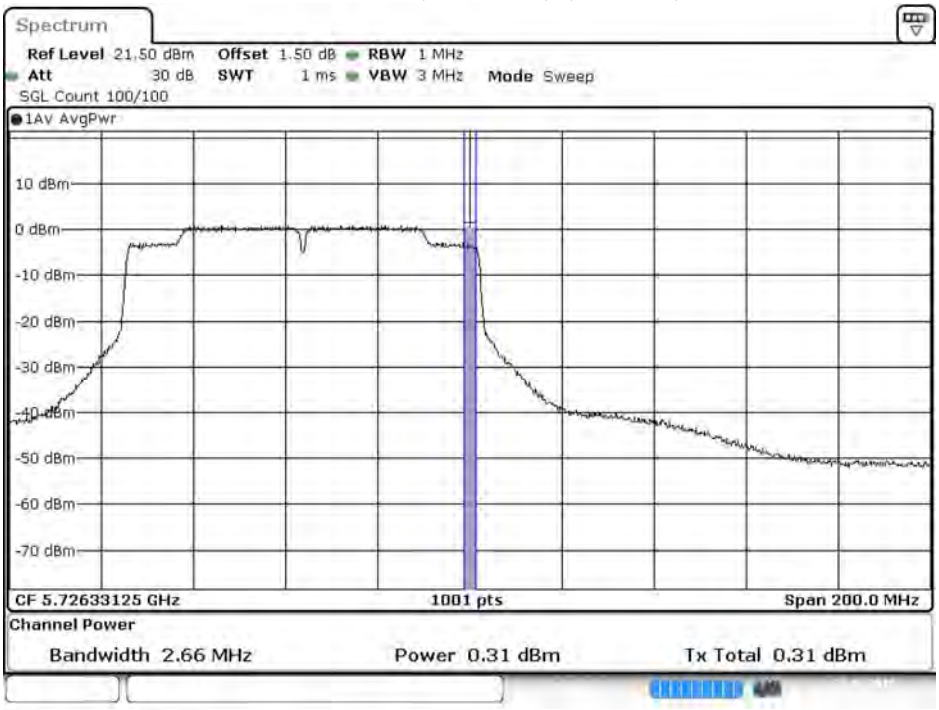

Date: 22.JAN.2019 15:41:31

Maximum conducted output power:

Channel 138 (U-NII-3) (Chain B)

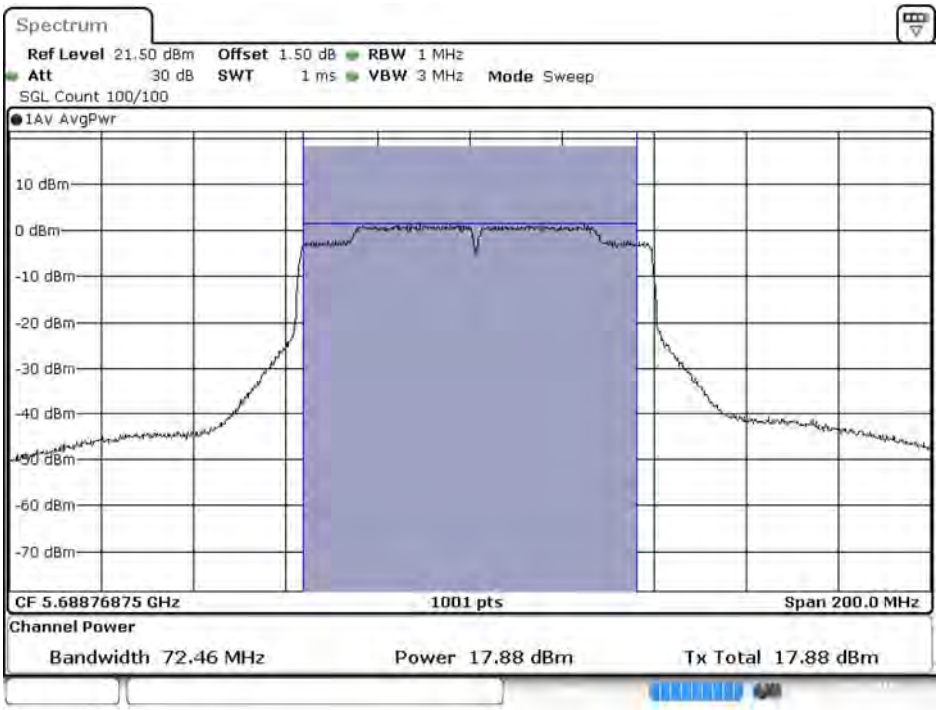

Date: 21.JAN.2019 22:47:04

Maximum conducted output power:

Channel 138 (U-NII-3) (Chain B)

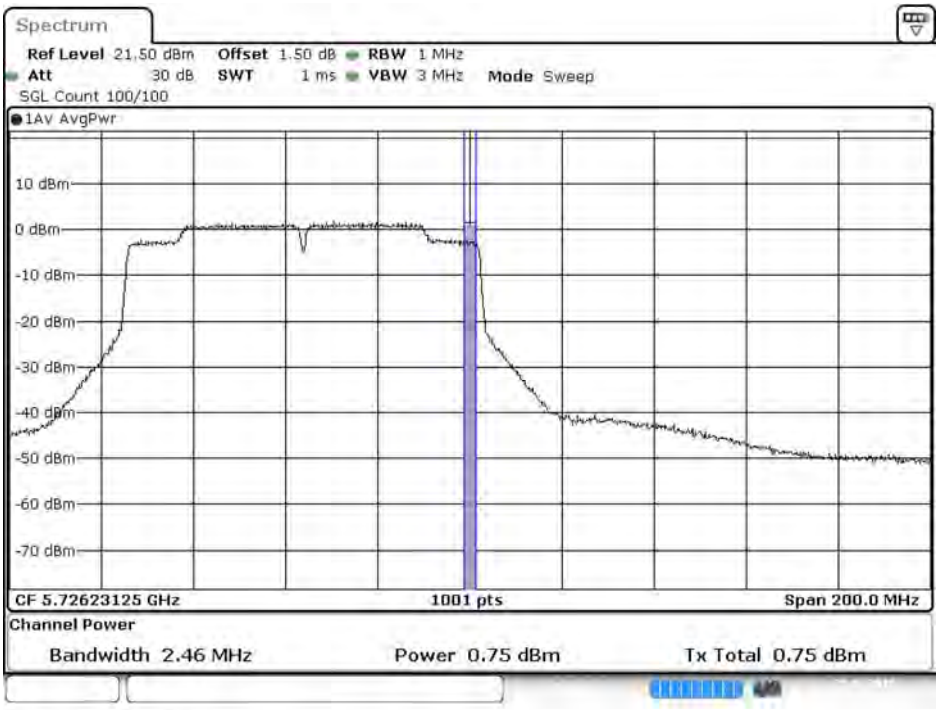

Date: 21.JAN.2019 22:47:27

Maximum conducted output power:

Channel 155 (Chain A)

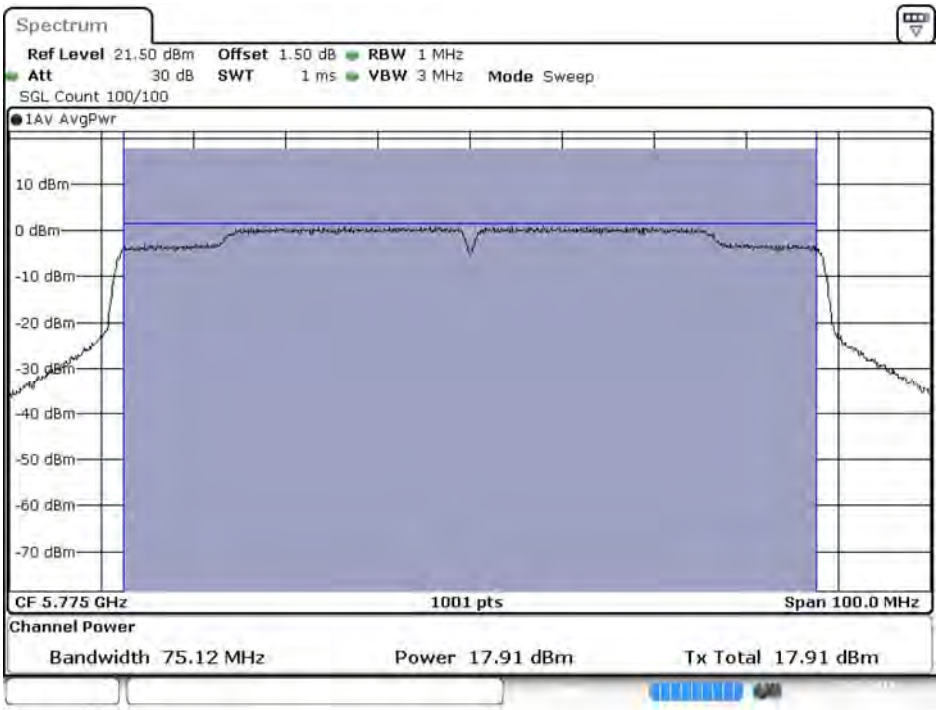

Date: 22.JAN.2019 16:31:12

Maximum conducted output power:

Channel 155 (Chain B)

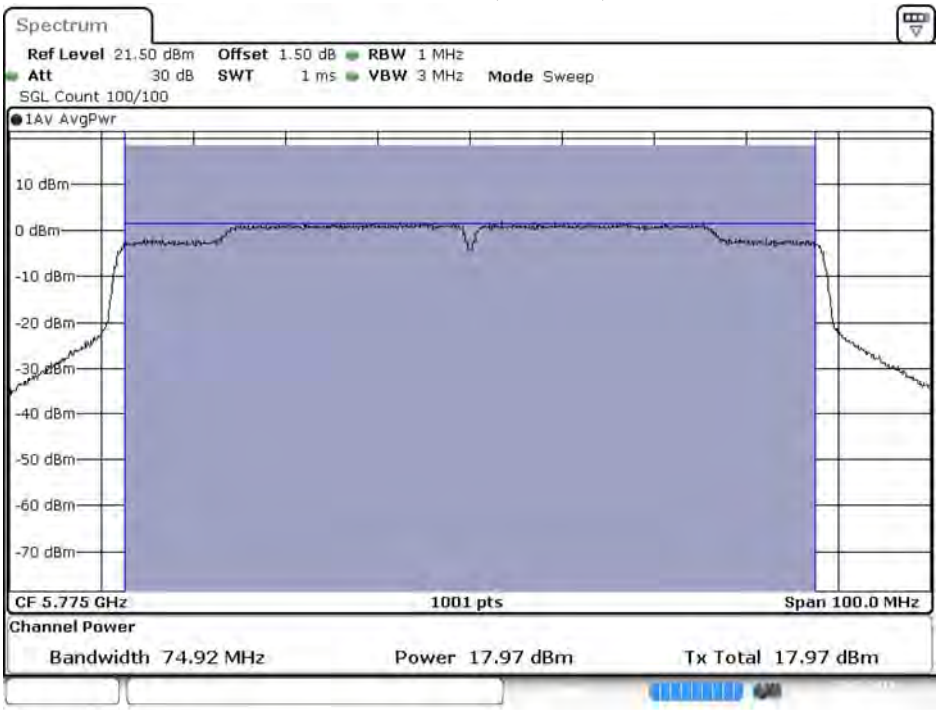

Date: 22.JAN.2019 06:37:42

待測物名稱：Intel® Wi-Fi 6 AX200
待測物型號：AX200D2WL　　測試項目：峰值發射功率
測試頻道：--　　測試模式：Mode 3: MIMO: 發射器 802.11ac-160BW
6 dB 頻寬：1MHz　　視頻頻寬：3MHz
檢測器：峰值　　環境溫度：21 ℃
測試日期：108 年 01 月 22 日　　環境濕度：53 %

Chain A

Cable loss=1.5dB		Maximum conducted output power									
Channel No	Frequency (MHz)	Data Rate (Mbps)									
		130	260	390	520	780	1040	1170	1300	1560	1733.3
50 (U-NII-1)	5250	11.75	11.71	17.67	17.62	17.58	17.54	17.50	17.45	17.40	17.35
50 (U-NII-2A)	5250	11.79	17.73	17.68	17.64	17.60	17.56	17.52	17.47	17.42	17.37
114	5570	15.93	17.88	17.84	17.80	17.76	17.71	17.66	17.61	17.57	17.52

Note: Maximum conducted output power Value =Reading value on Spectrum Analyzer + cable loss

Chain B

Cable loss=1.5dB		Maximum conducted output power									
Channel No	Frequency (MHz)	Data Rate (Mbps)									
		130	260	390	520	780	1040	1170	1300	1560	1733.3
50 (U-NII-1)	5250	11.90	11.86	17.82	17.78	17.74	17.69	17.64	17.59	17.54	15.50
50 (U-NII-2A)	5250	11.95	11.90	11.86	11.82	11.78	11.72	11.68	11.64	11.60	11.56
114	5570	16.09	16.04	16.00	15.96	15.92	15.87	15.82	15.78	15.74	15.70

Note: Maximum conducted output power Value =Reading value on Spectrum Analyzer + cable loss

Maximum conducted output power Measurement:

Channel No	Frequency Range (MHz)	99% Bandwidth (MHz)	Chain A Power (dBm)	Chain B Power (dBm)	Output Power (dBm)	Output Power Limit	
						(dBm)	dBm+10log(BW)
50 (U-NII-1)	5250	--	11.75	11.90	14.84	24	--
50 (U-NII-2A)	5250	76.570	11.79	11.95	14.88	24	29.84
114	5570	153.497	15.93	16.09	19.02	24	32.86

Note:
1. Output Power (dBm) = 10LOG (Chain A Power (mW)+ Chain B Power (mW))
2. 99% Bandwidth is the bandwidth of chain A or chain B whichever is less bandwidth, output power limitation is more stringent.

99% Occupied Bandwidth:

Channel 50 (Chain A)

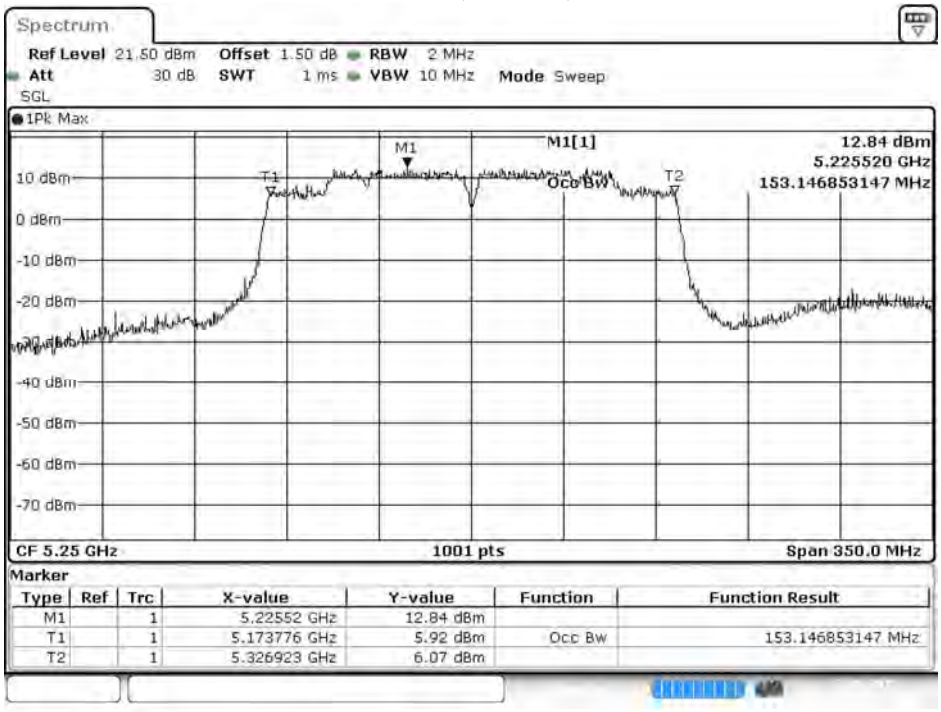

Date: 22.JAN.2019 13:31:18

Channel 50 (Chain B)

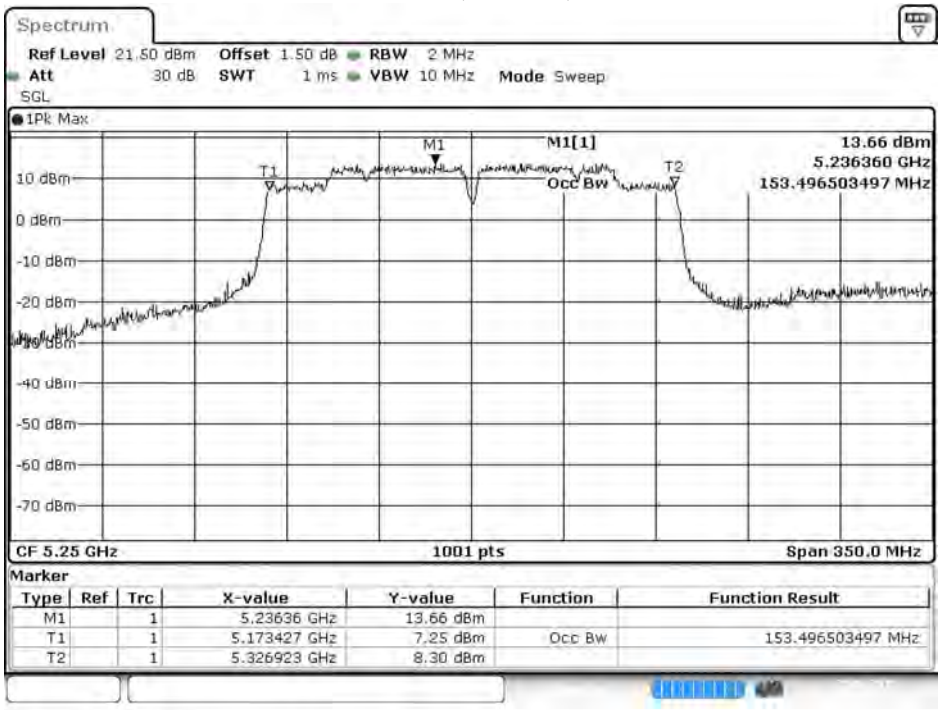

Date: 21.JAN.2019 22:10:10

Channel 114 (Chain A)

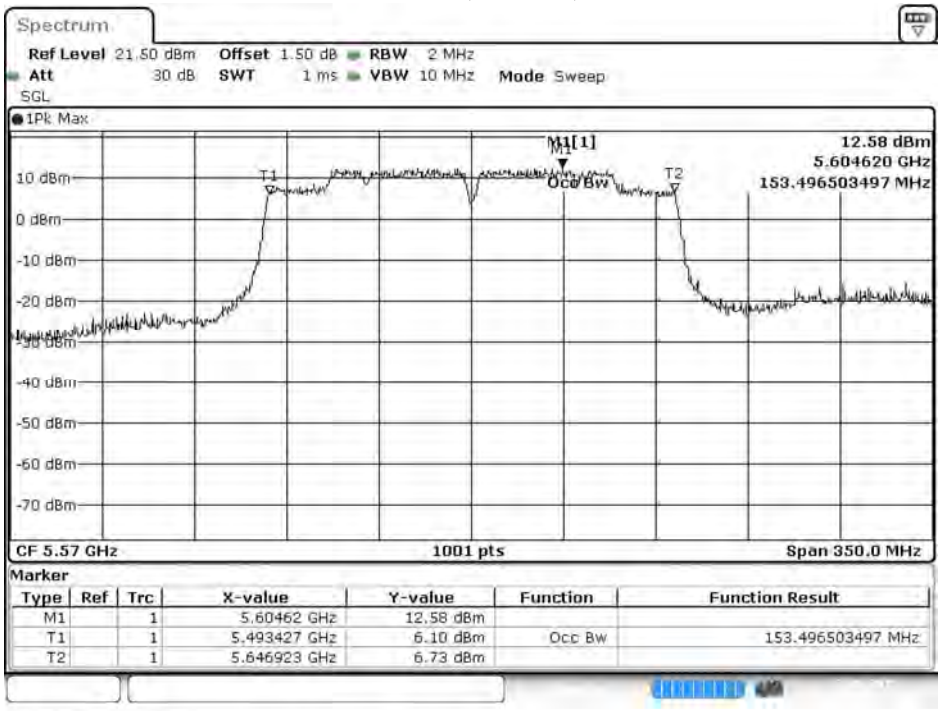

Date: 22.JAN.2019 15:11:22

Channel 114 (Chain B)

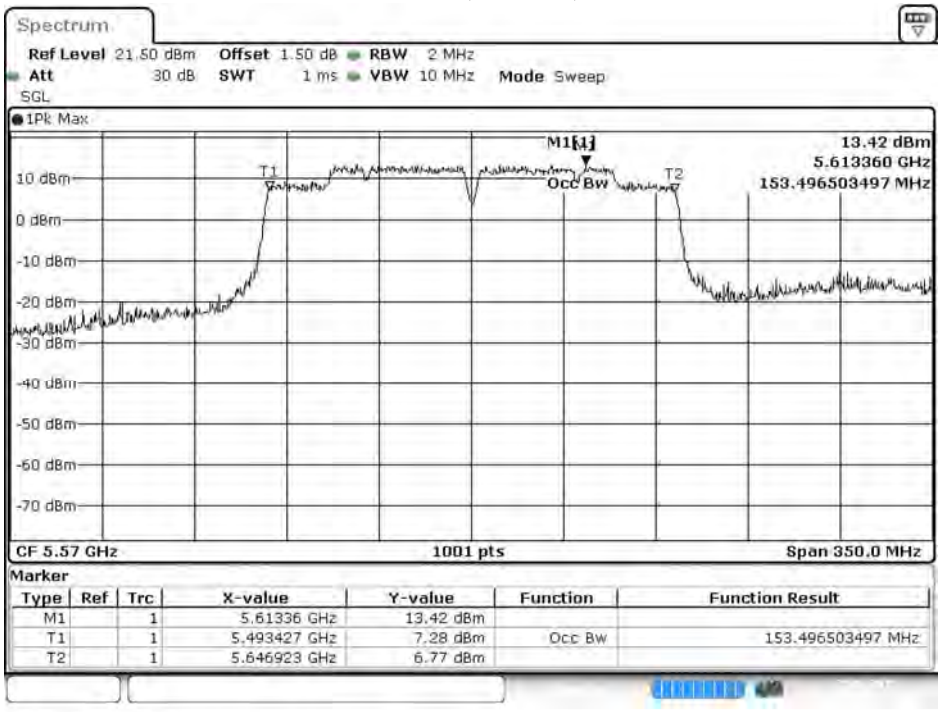

Date: 21.JAN.2019 22:14:02

Maximum conducted output power:

Channel 50 (U-NII-1) (Chain A)

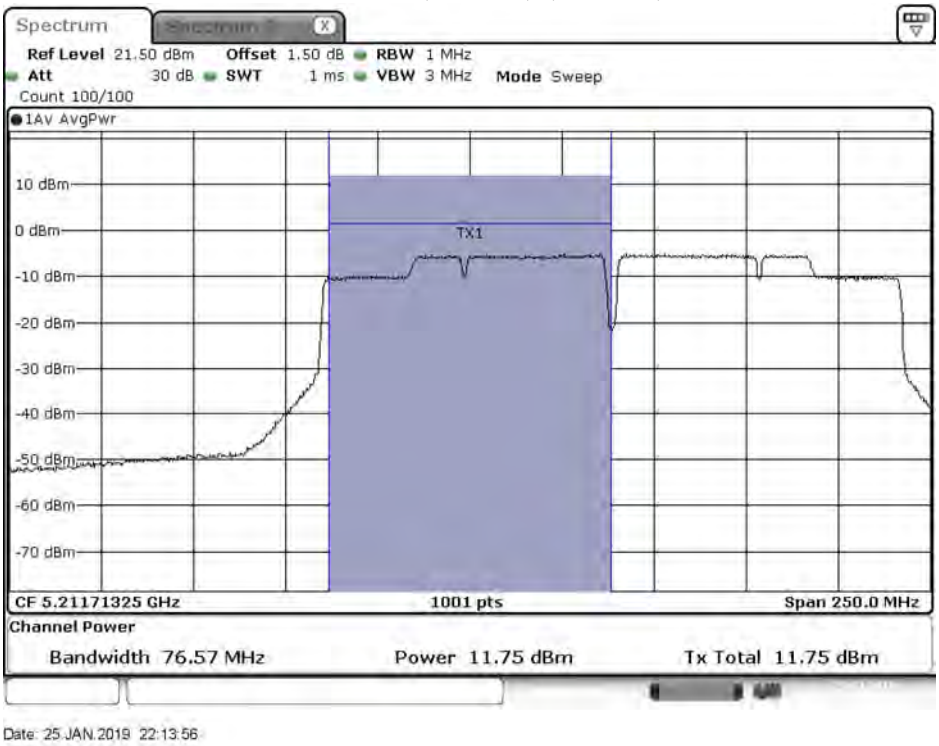

Maximum conducted output power:

Channel 50 (U-NII-2A) (Chain A)

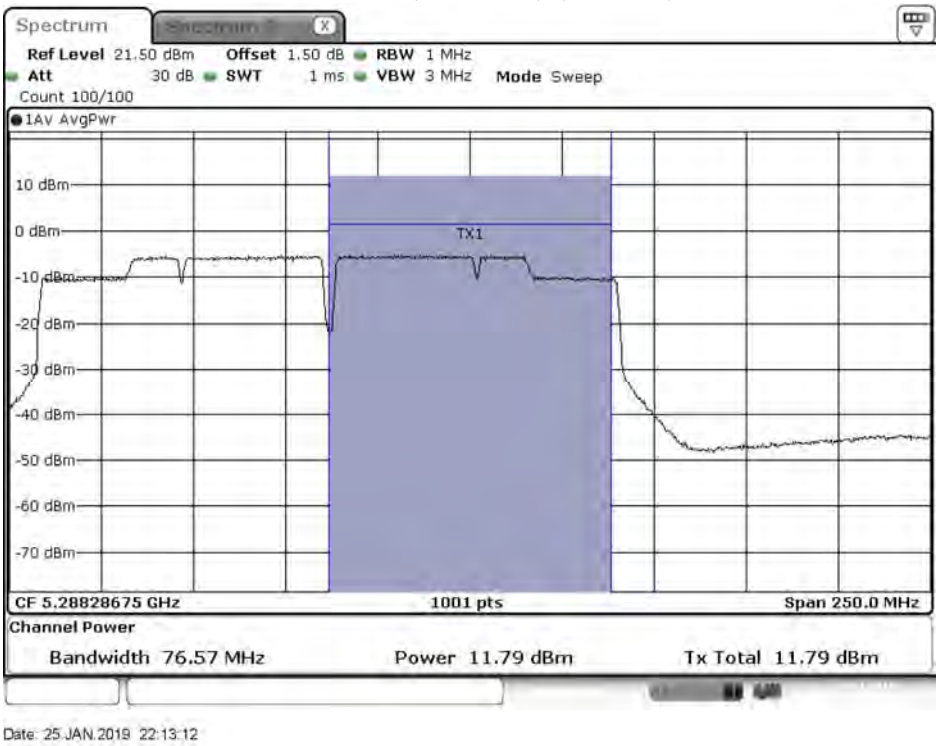

Maximum conducted output power:

Channel 50 (U-NII-1) (Chain B)

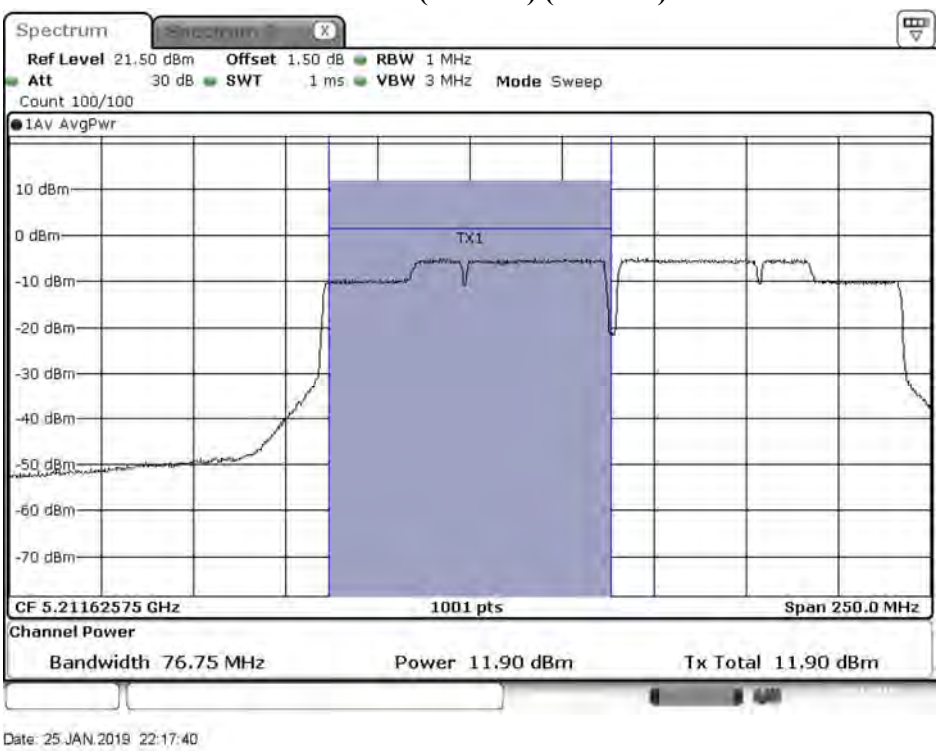

Maximum conducted output power:

Channel 50 (U-NII-2A) (Chain B)

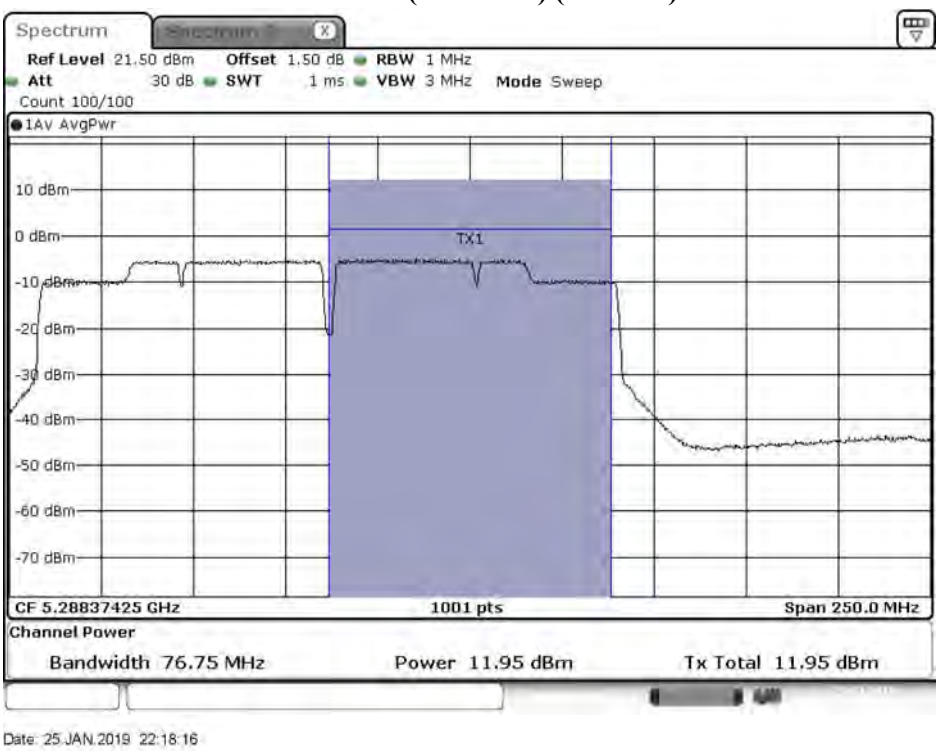

Maximum conducted output power:

Channel 114 (Chain A)

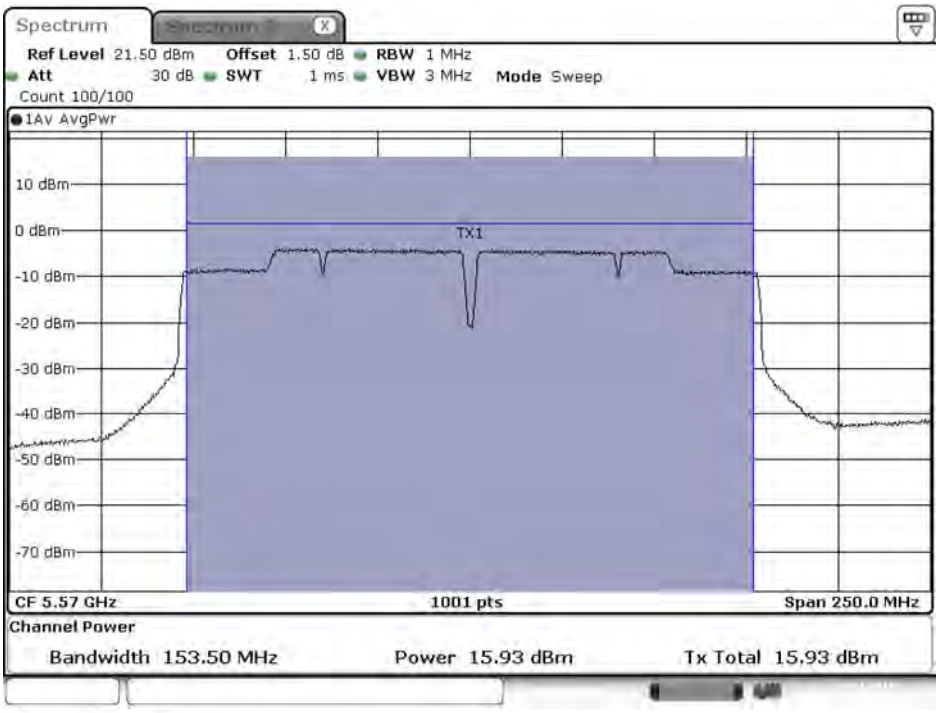

Date: 25.JAN.2019 21:40:31

Maximum conducted output power:

Channel 114 (Chain B)

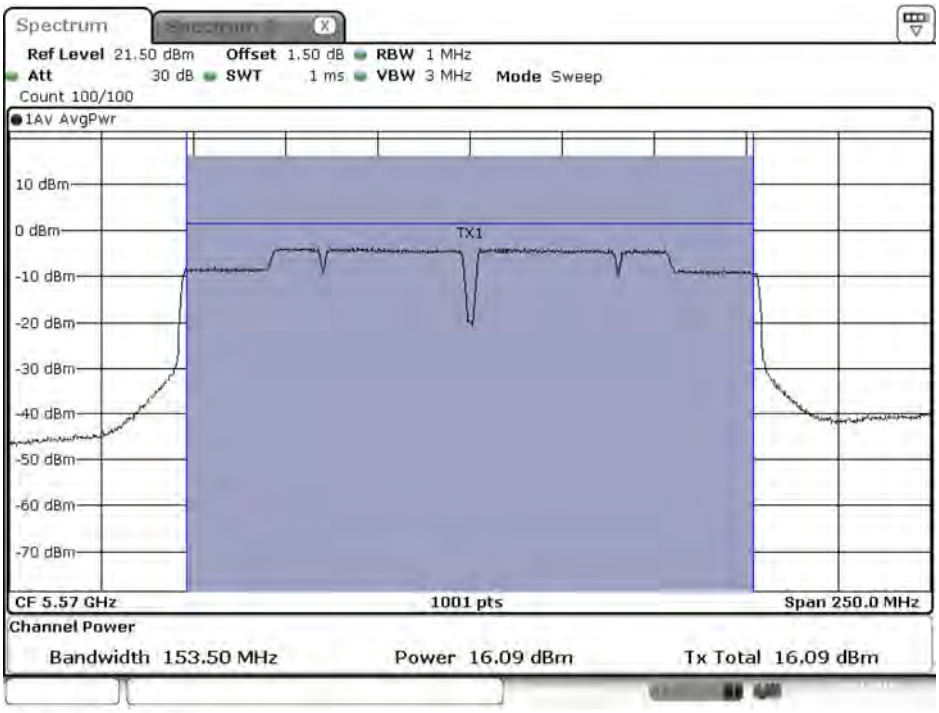

Date: 25.JAN.2019 22:15:52

待測物名稱：Intel® Wi-Fi 6 AX200
待測物型號：AX200D2WL　　測 試 項 目 ：峰值發射功率
測 試 頻 道 ：--　　測 試 模 式 ：Mode 1: SISO A: 發射器 802.11ax-20BW
檢 測 器 ：峰值　　環 境 溫 度 ：21 ℃
測 試 日 期 ：108 年 01 月 24 日　　環 境 濕 度 ：53 %

Cable loss=1.5dB		Maximum conducted output power											
Channel No.	Frequency (MHz)	Data Rate											
		MCS0	MCS1	MCS2	MCS3	MCS4	MCS5	MCS6	MCS7	MCS8	MCS9	MCS10	MCS11
36	5180	20.83	--	--	--	--	--	--	--	--	--	--	--
44	5220	20.94	20.90	20.86	20.82	20.78	20.74	20.70	20.65	20.60	20.55	20.50	20.44
48	5240	20.97	--	--	--	--	--	--	--	--	--	--	--
52	5260	20.96	--	--	--	--	--	--	--	--	--	--	--
60	5300	20.92	20.88	20.84	20.80	20.75	20.70	20.65	20.60	20.55	20.50	20.44	20.40
64	5320	20.95	--	--	--	--	--	--	--	--	--	--	--
100	5500	20.64	--	--	--	--	--	--	--	--	--	--	--
116	5580	20.94	20.90	20.86	20.82	20.78	20.74	20.70	20.66	20.62	20.56	20.51	20.47
140	5700	18.48	--	--	--	--	--	--	--	--	--	--	--
144(U-NII-2C)	5720	19.54	19.50	19.44	19.40	19.36	19.32	19.28	19.24	19.20	19.15	19.10	19.04
144(U-NII-3)	5720	15.20	15.16	15.12	15.08	15.03	14.98	14.93	14.88	14.84	14.80	14.75	14.70
149	5745	20.97	--	--	--	--	--	--	--	--	--	--	--
157	5785	20.96	20.92	20.88	20.84	20.78	20.74	20.70	20.66	20.61	20.55	20.50	20.46
165	5825	20.93	--	--	--	--	--	--	--	--	--	--	--

Note: Maximum conducted output power Value =Reading value on average power meter + cable loss

Maximum conducted output power Measurement:

Channel Number	Frequency (MHz)	99% Bandwidth (MHz)	Output Power (dBm)	Output Power Limit	
				(dBm)	dBm+10log(BW)
36	5180	--	20.83	24	--
44	5220	--	20.94	24	--
48	5240	--	20.97	24	--
52	5260	19.231	20.96	24	23.84
60	5300	19.231	20.92	24	23.84
64	5320	19.281	20.95	24	23.85
100	5500	19.231	20.64	24	23.84
116	5580	19.281	20.94	24	23.85
140	5700	19.281	18.48	24	23.85
144(U-NII-2C)	5720	14.840	19.54	24	22.71
144(U-NII-3)	5720	--	15.20	30	--
149	5745	--	20.97	30	--
157	5785	--	20.96	30	--
165	5825	--	20.93	30	--

99% Occupied Bandwidth:

Channel 52

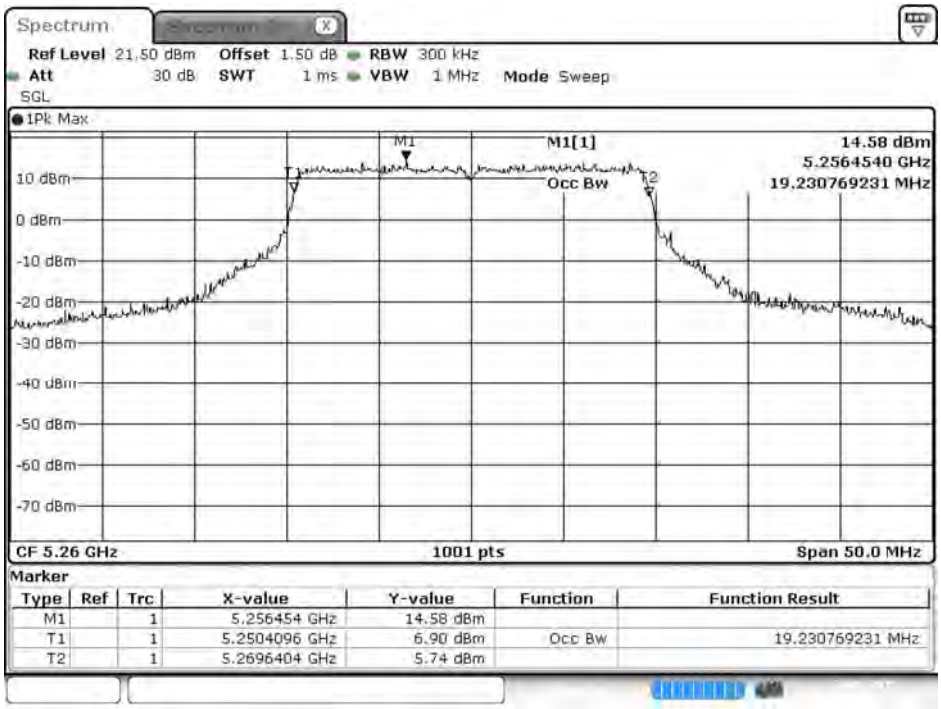

Date: 24.JAN.2019 15:42:41

Channel 60

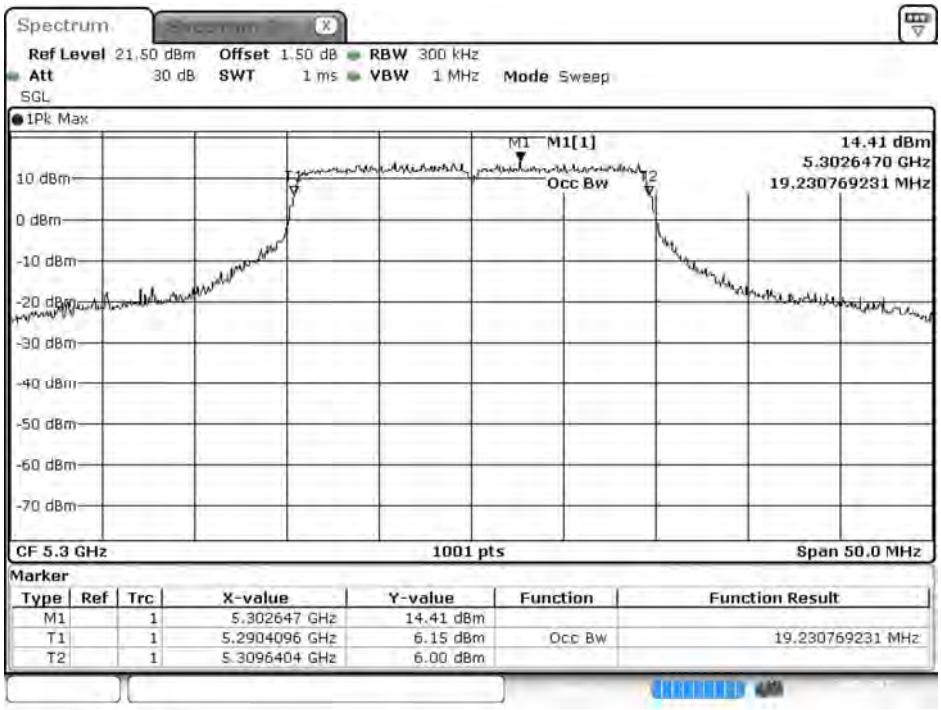

Date: 24.JAN.2019 15:45:06

Channel 64

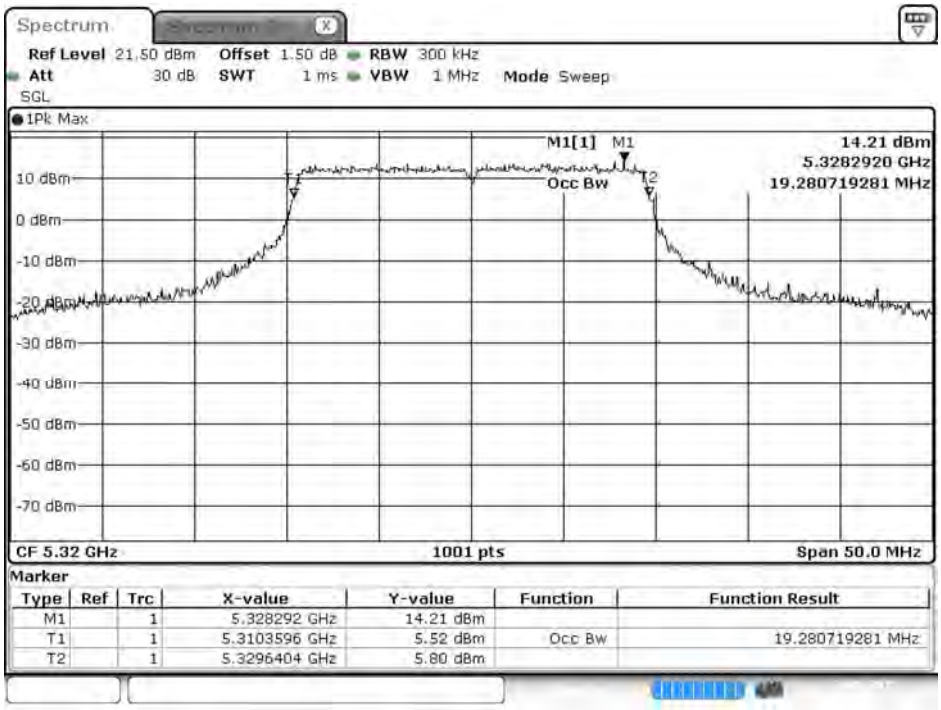

Date: 24.JAN.2019 15:47:12

Channel 100

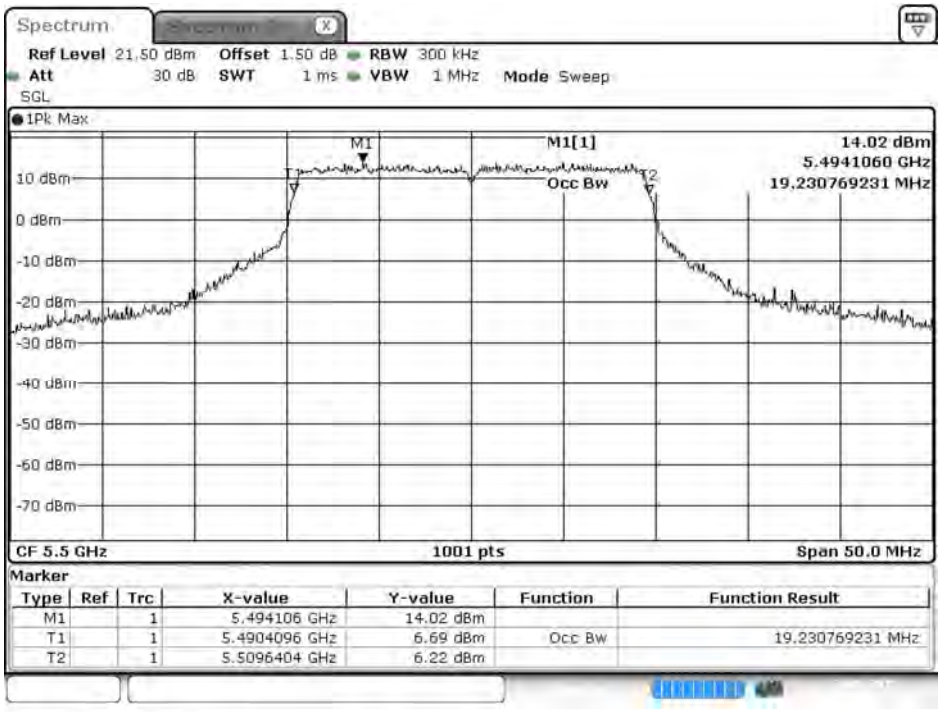

Date: 24.JAN.2019 15:49:22

Channel 116

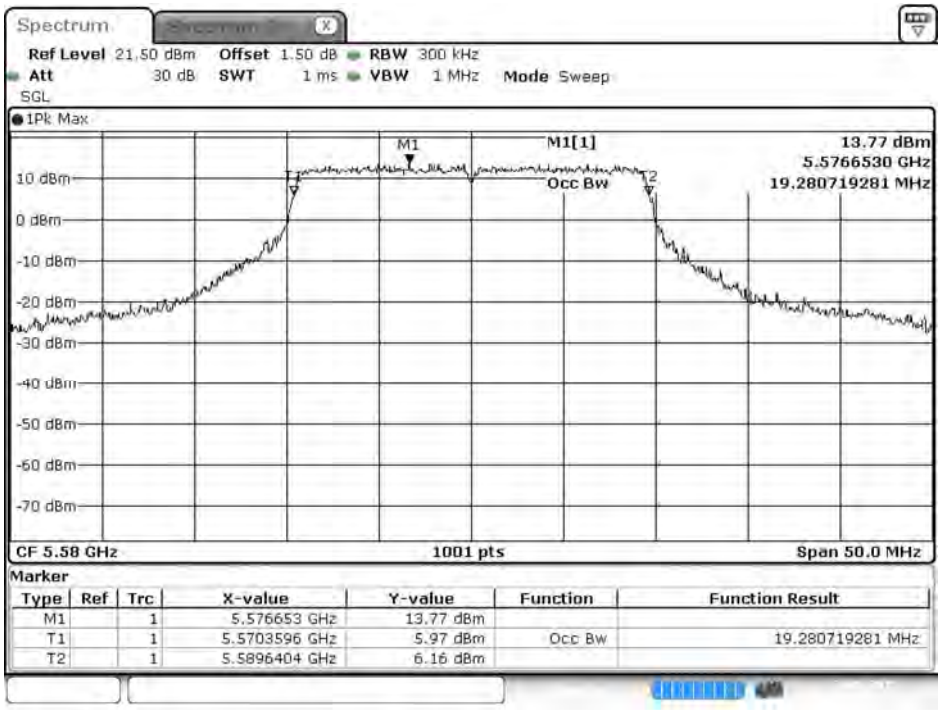

Date: 24.JAN.2019 15:51:51

Channel 140

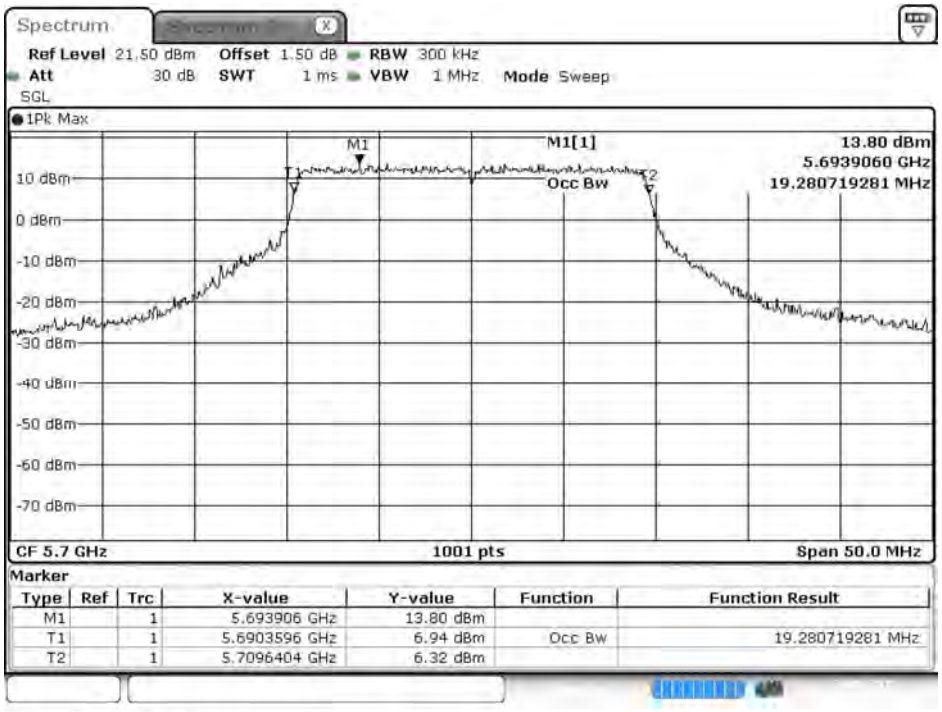

Date: 24.JAN.2019 15:56:56

Channel 144

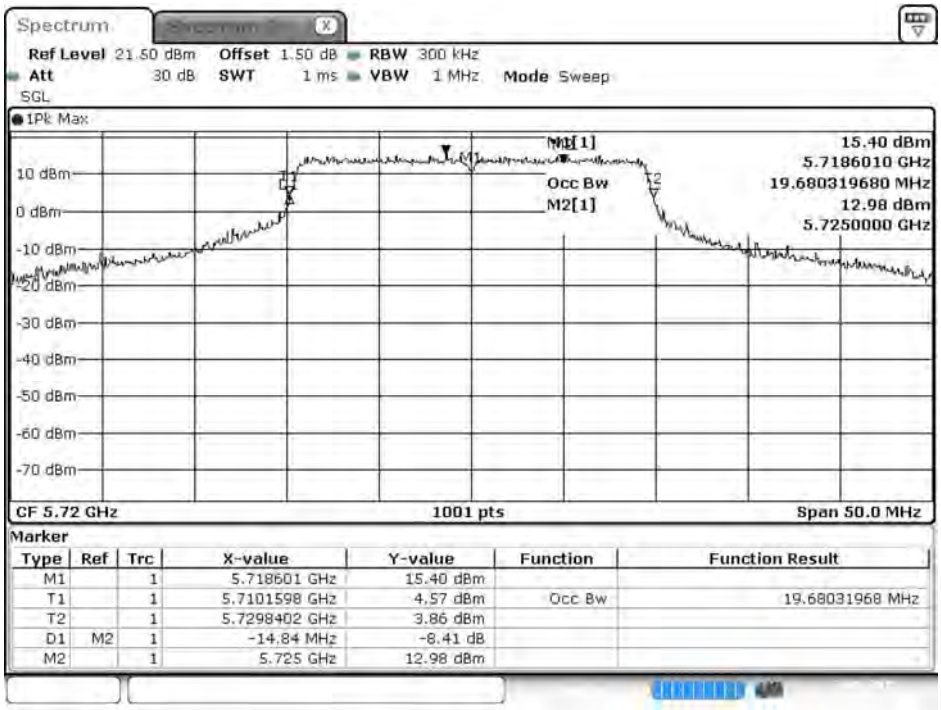
Spectrum
Ref Level 21.50 dBm Offset 1.50 dB RBW 300 kHz
Att 30 dB SWT 1 ms VBW 1 MHz Mode Sweep
SGL
1Pk Max
M1[1] 15.40 dBm
5.7186010 GHz
Occ Bw 19.680319680 MHz
M2[1] 12.98 dBm
5.7250000 GHz
10 dBm
0 dBm
-10 dBm
-20 dBm
-30 dBm
-40 dBm
-50 dBm
-60 dBm
-70 dBm
CF 5.72 GHz
1001 pts
Span 50.0 MHz
Marker
Type Ref Trc X-value Y-value Function Function Result
M1 1 5.718601 GHz 15.40 dBm
T1 1 5.7101598 GHz 4.57 dBm Occ Bw 19.68031968 MHz
T2 1 5.7298402 GHz 3.86 dBm
D1 M2 1 -14.84 MHz -8.41 dB
M2 1 5.725 GHz 12.98 dBm
Date: 24.JAN.2019 15:16:06

Maximum conducted output power:

Channel 144 (U-NII-2C)

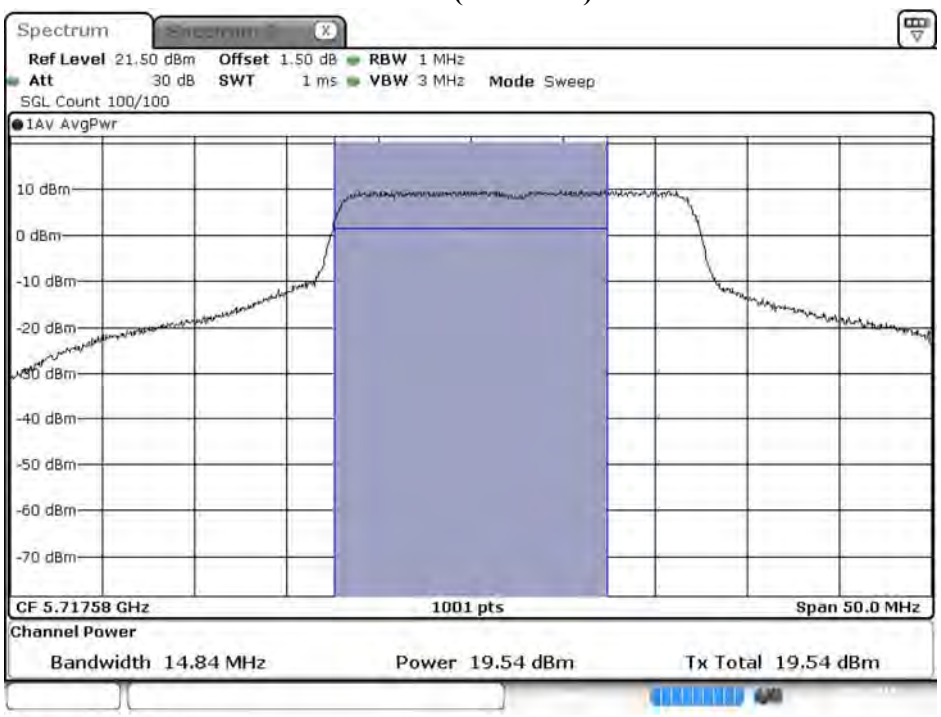

Date: 24.JAN.2019 15:17:12

Maximum conducted output power:

Channel 144 (U-NII-3)

Date: 24.JAN.2019 15:17:35

待測物名稱：Intel® Wi-Fi 6 AX200
待測物型號：AX200D2WL　　測試項目：峰值發射功率
測試頻道：--　　測試模式：Mode 1: SISO A: 發射器 802.11ax-40BW
檢測器：峰值　　環境溫度：21 ℃
測試日期：108 年 01 月 24 日　　環境濕度：53 %

Cable loss=1.5dB		Maximum conducted output power											
Channel No.	Frequency (MHz)	Data Rate											
		MCS0	MCS1	MCS2	MCS3	MCS4	MCS5	MCS6	MCS7	MCS8	MCS9	MCS10	MCS11
38	5190	20.63	--	--	--	--	--	--	--	--	--	--	--
46	5230	20.92	20.88	20.84	20.80	20.75	20.71	20.87	20.82	20.78	20.74	20.70	20.66
54	5270	20.97	--	--	--	--	--	--	--	--	--	--	--
62	5310	19.31	19.27	19.23	19.18	19.13	19.08	19.03	18.99	18.95	18.90	18.85	18.80
102	5510	19.56	--	--	--	--	--	--	--	--	--	--	--
110	5550	20.92	20.88	20.84	20.80	20.75	20.70	20.66	20.62	20.58	20.54	20.50	20.45
134	5670	19.45	--	--	--	--	--	--	--	--	--	--	--
142(U-NII-2C)	5710	20.41	20.35	20.30	20.25	20.20	20.16	20.12	20.08	20.04	19.98	19.94	19.90
142(U-NII-3)	5710	11.09	11.05	11.00	10.96	10.92	10.88	10.84	10.80	10.75	10.70	10.65	10.60
151	5755	20.94	--	--	--	--	--	--	--	--	--	--	--
159	5795	20.92	20.88	20.84	20.80	20.76	20.72	20.68	20.62	20.58	20.52	20.48	20.44

Note: Maximum conducted output power Value =Reading value on average power meter + cable loss

Maximum conducted output power Measurement:

Channel Number	Frequency (MHz)	99% Bandwidth (MHz)	Output Power (dBm)	Output Power Limit	
				(dBm)	dBm+10log(BW)
38	5190	--	20.63	24	--
46	5230	--	20.92	24	--
54	5270	37.962	20.97	24	26.79
62	5310	38.062	19.31	24	26.80
102	5510	37.962	19.56	24	26.79
110	5550	37.962	20.92	24	26.79
134	5670	37.862	19.45	24	26.78
142(U-NII-2C)	5710	34.081	20.41	24	26.33
142(U-NII-3)	5710	--	11.09	30	--
151	5755	--	20.94	30	--
159	5795	--	20.92	30	--

99% Occupied Bandwidth:

Channel 54

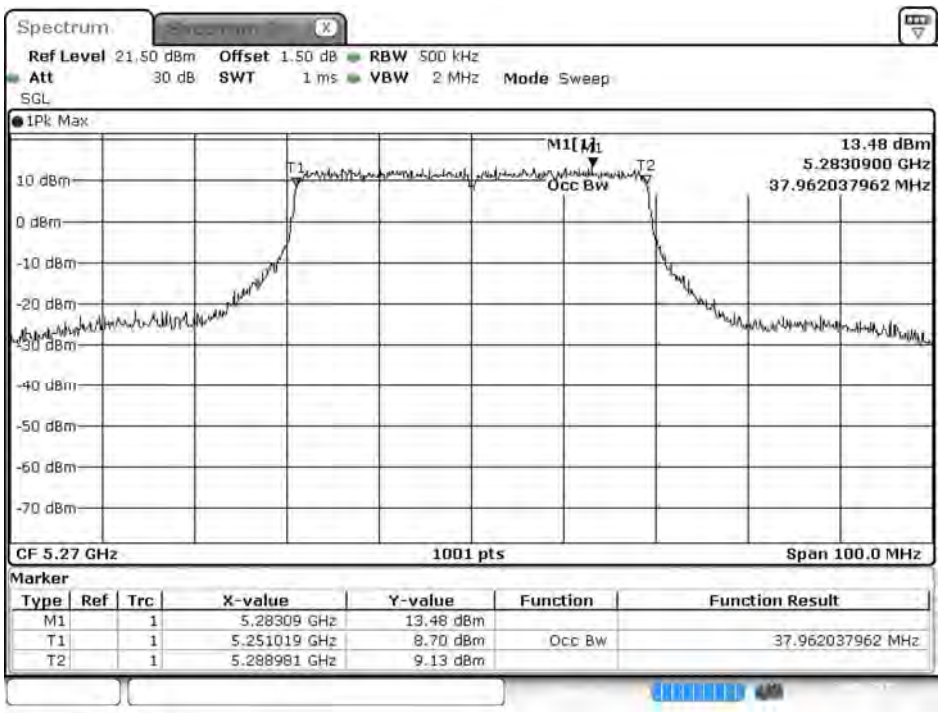

Date: 24.JAN.2019 16:04:13

Channel 62

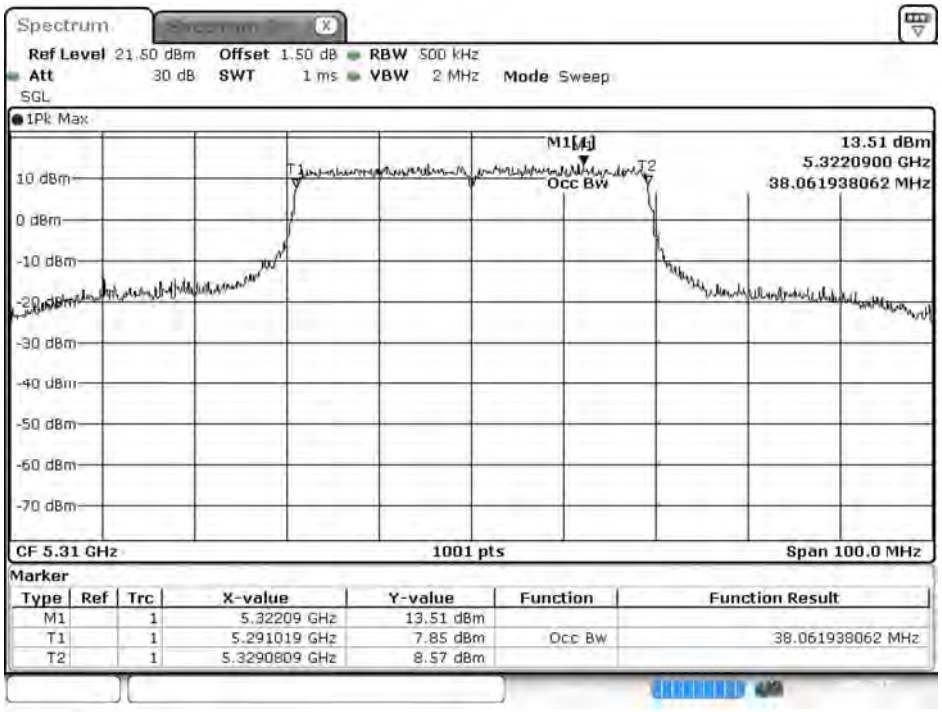

Date: 24.JAN.2019 16:07:01

Channel 102

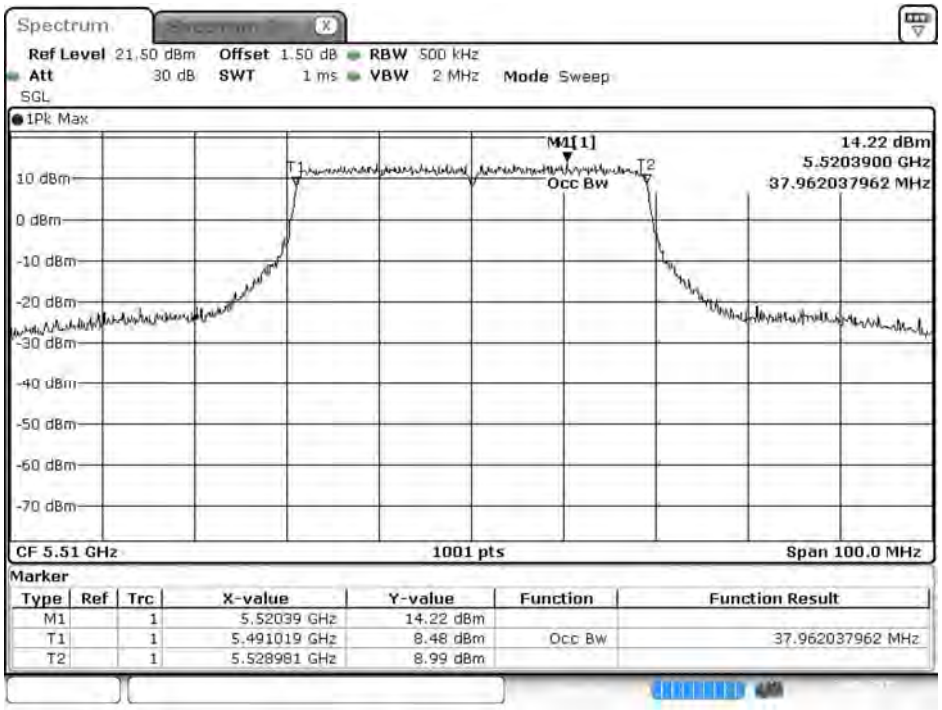

Date: 24.JAN.2019 16:09:16

Channel 110

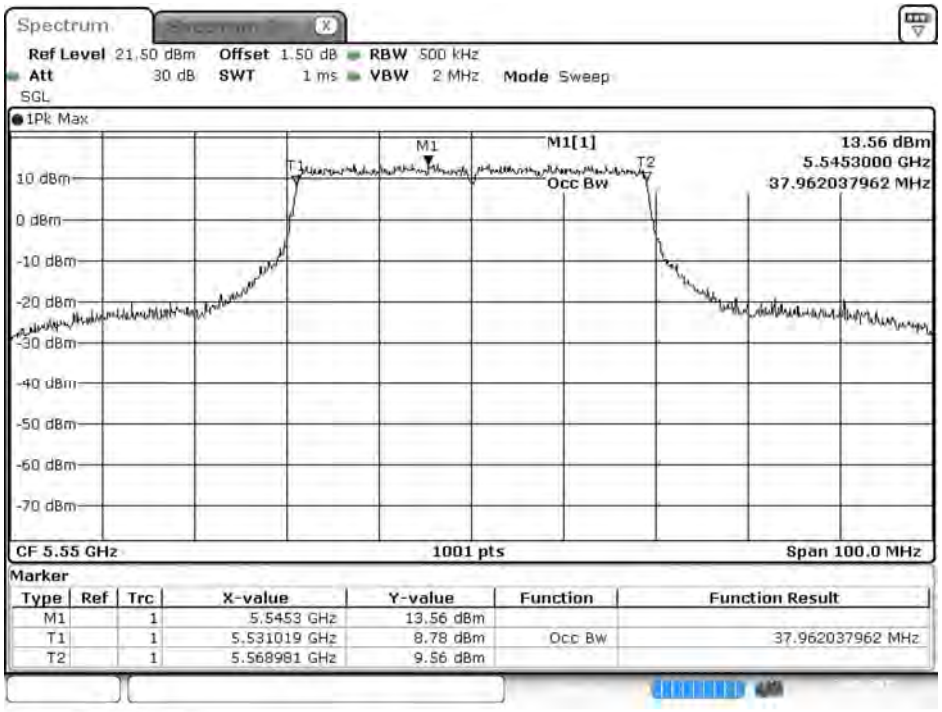

Date: 24.JAN.2019 16:11:28

Channel 134

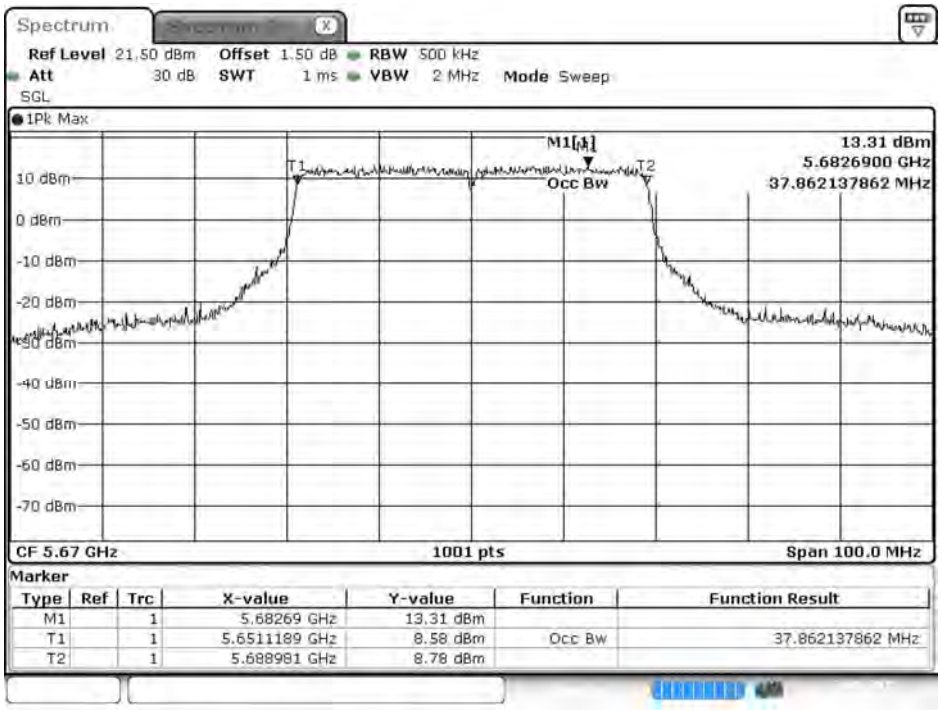

Date: 24.JAN.2019 16:20:56

Channel 142

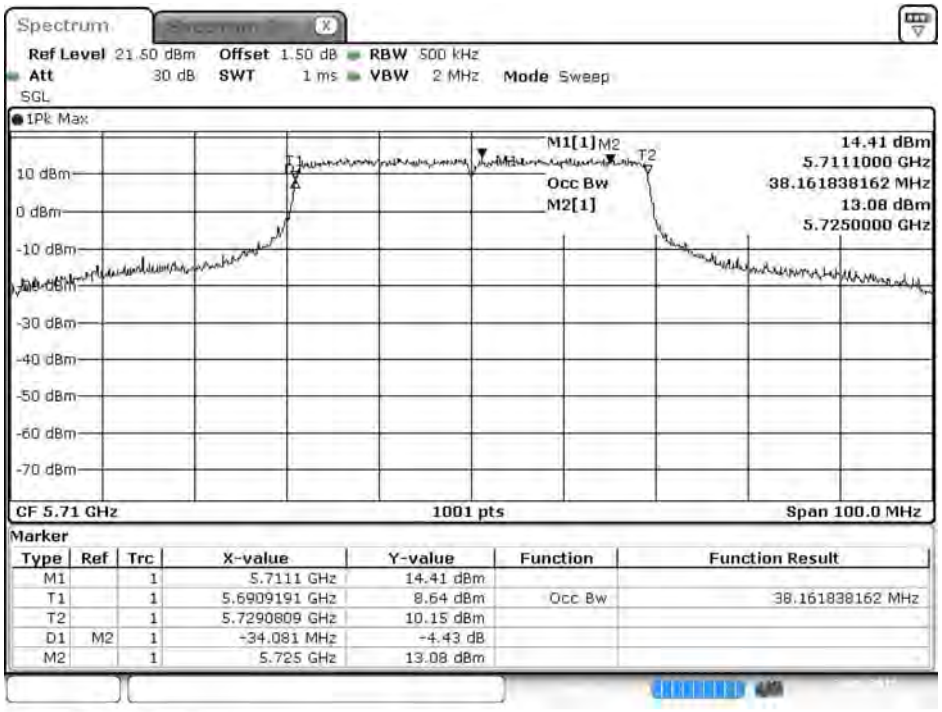

Date: 24.JAN.2019 15:18:30

Maximum conducted output power:

Channel 142 (U-NII-2C)

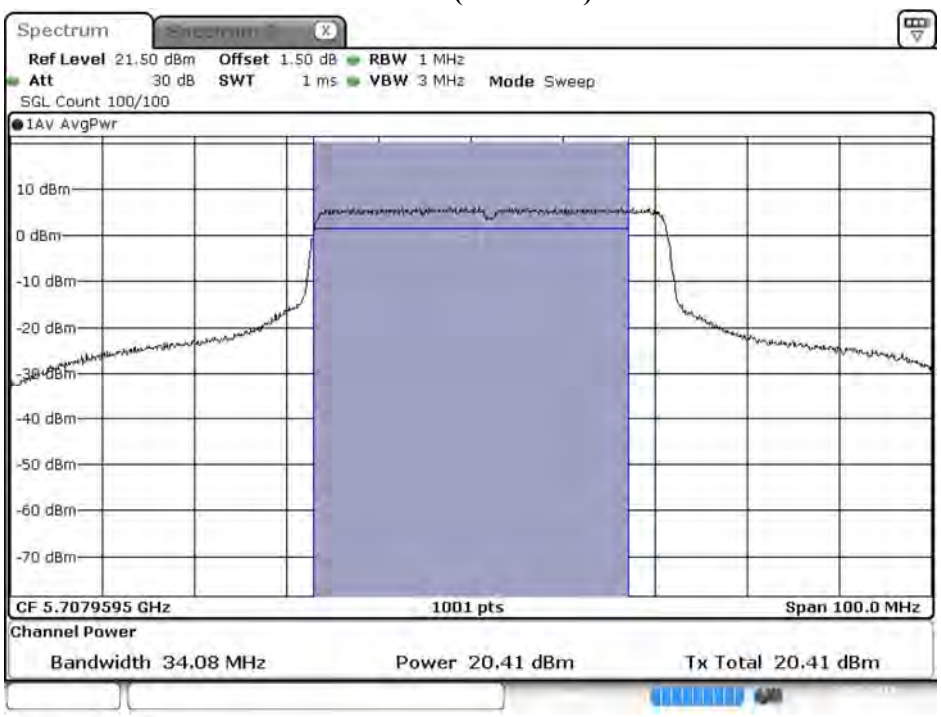

Date: 24.JAN.2019 15:19:36

Maximum conducted output power:

Channel 142 (U-NII-3)

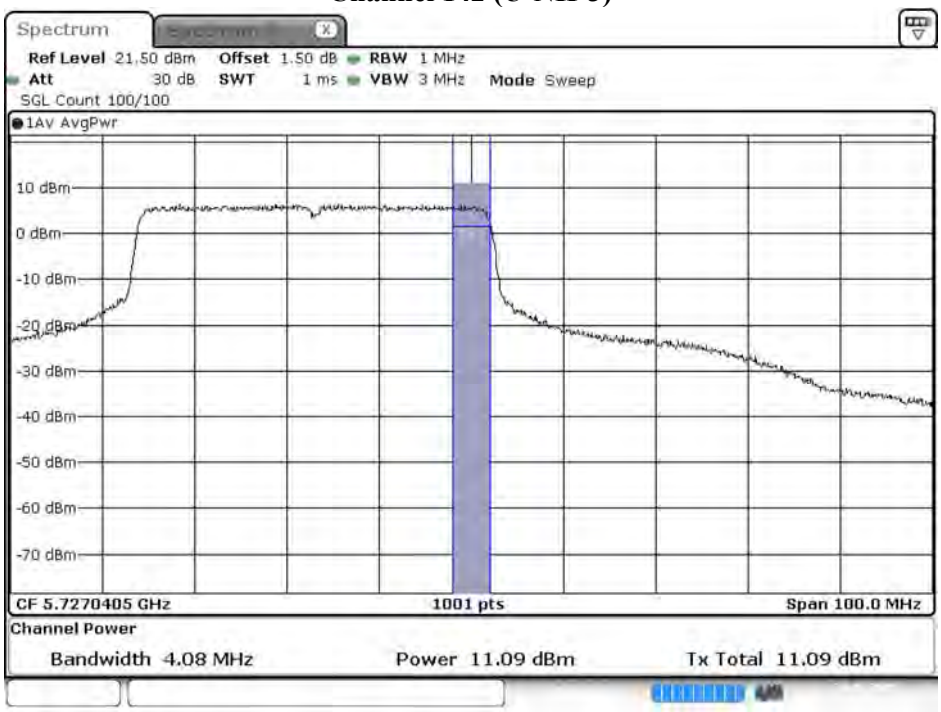

Date: 24.JAN.2019 15:20:00

待測物名稱：Intel® Wi-Fi 6 AX200
待測物型號：AX200D2WL　　測試項目：峰值發射功率
測試頻道：--　　測試模式：Mode 1: SISO A: 發射器 802.11ax-80BW
6 dB 頻寬：1MHz　　視頻頻寬：3MHz
檢測器：峰值　　環境溫度：21 ℃
測試日期：108 年 01 月 24 日　　環境濕度：53 %

Cable loss=1.5dB		Maximum conducted output power											
Channel No	Frequency (MHz)	Data Rate											
		MCS0	MCS1	MCS2	MCS3	MCS4	MCS5	MCS6	MCS7	MCS8	MCS9	MCS10	MCS11
42	5210	19.32	19.28	19.24	19.19	19.14	19.10	19.06	19.02	18.97	18.92	18.87	18.81
58	5290	19.02	18.97	18.92	18.88	18.84	18.80	18.75	18.70	18.64	18.60	18.56	18.52
106	5530	18.82	18.78	18.74	18.69	18.64	18.60	18.55	18.50	18.44	18.40	18.36	18.32
122	5610	20.97	20.92	20.88	20.83	20.78	20.74	20.70	20.65	20.61	20.55	20.50	20.46
138 (U-NII-2C)	5690	20.85	20.81	20.75	20.70	20.66	20.62	20.58	20.54	20.50	20.44	20.40	20.36
138 (U-NII-3)	5690	5.59	5.55	5.50	5.46	5.42	5.38	5.34	5.30	5.25	5.20	5.16	5.12
155	5775	19.91	19.87	19.83	19.77	19.72	19.67	19.63	19.59	19.55	19.50	19.45	19.41

Note: Maximum conducted output power Value =Reading value on Spectrum Analyzer + cable loss

Maximum conducted output power Measurement:

Channel No	Frequency Range (MHz)	99% Bandwidth (MHz)	Output Power (dBm)	Output Power Limit	
				(dBm)	dBm+10log(BW)
42	5210	--	19.32	24	--
58	5290	77.722	19.02	24	29.91
106	5530	77.323	18.82	24	29.88
122	5610	77.722	20.97	24	29.91
138 (U-NII-2C)	5690	73.662	20.85	24	29.67
138 (U-NII-3)	5690	--	5.59	30	--
155	5775	--	19.91	30	--

99% Occupied Bandwidth:

Channel 42

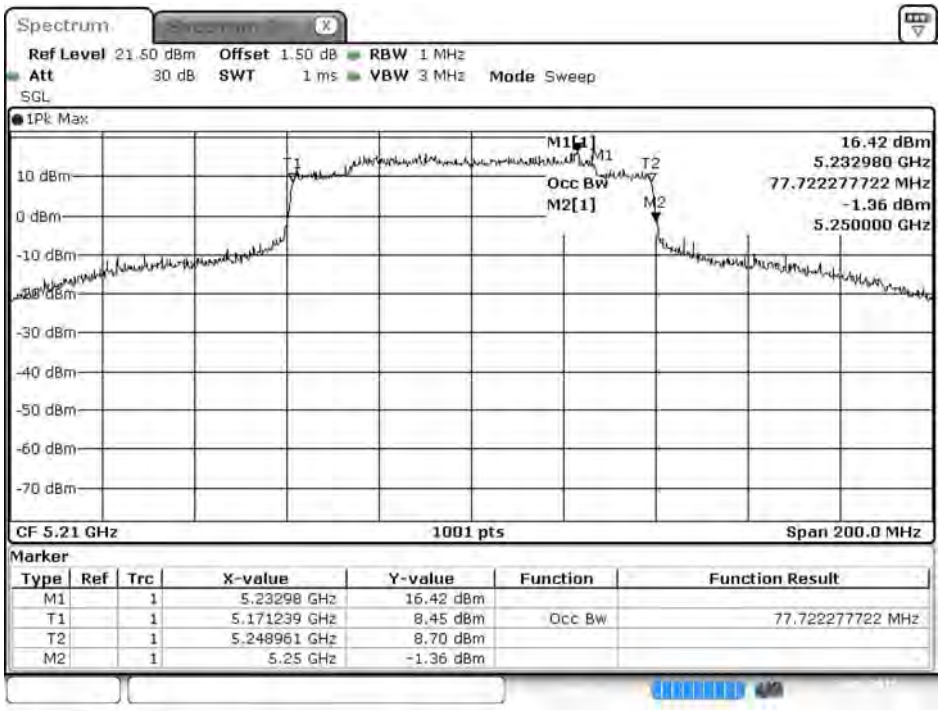

Date: 24.JAN.2019 15:21:12

Channel 58

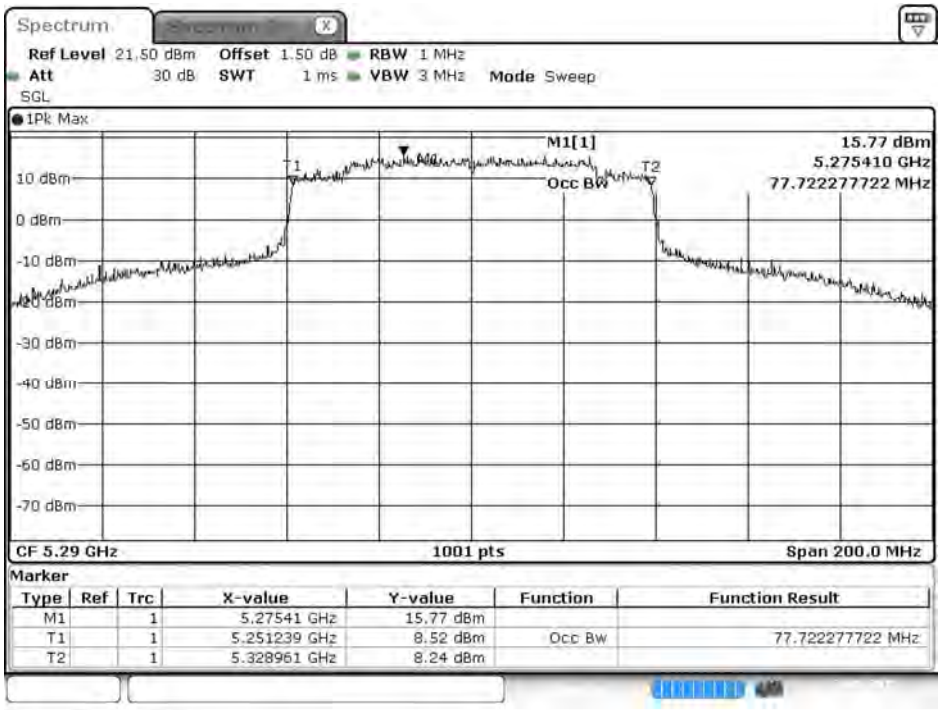

Date: 24.JAN.2019 15:22:57

Channel 106

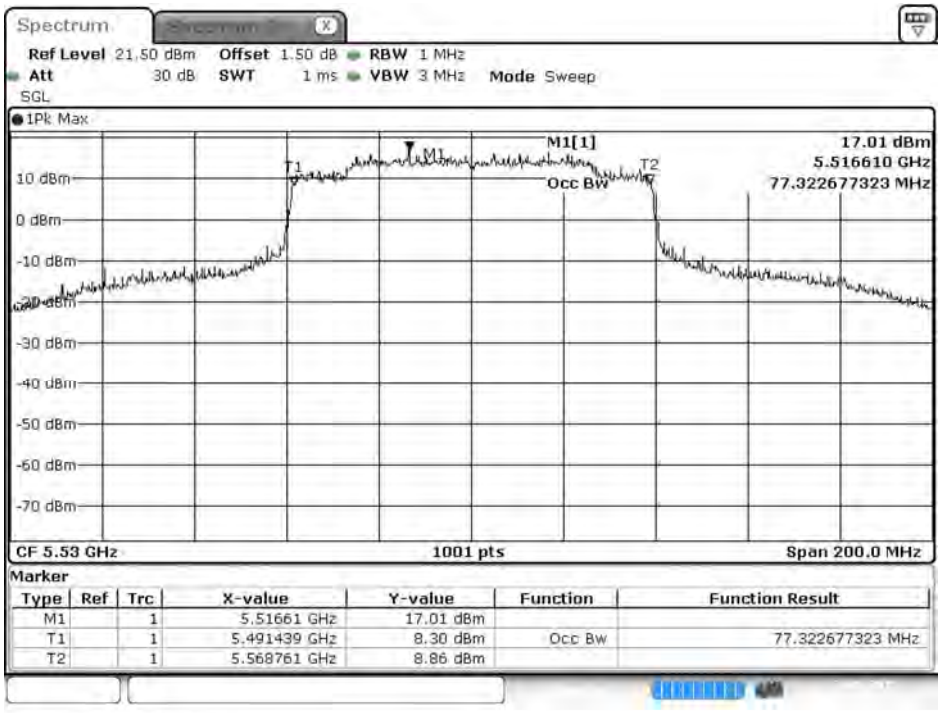

Channel 122

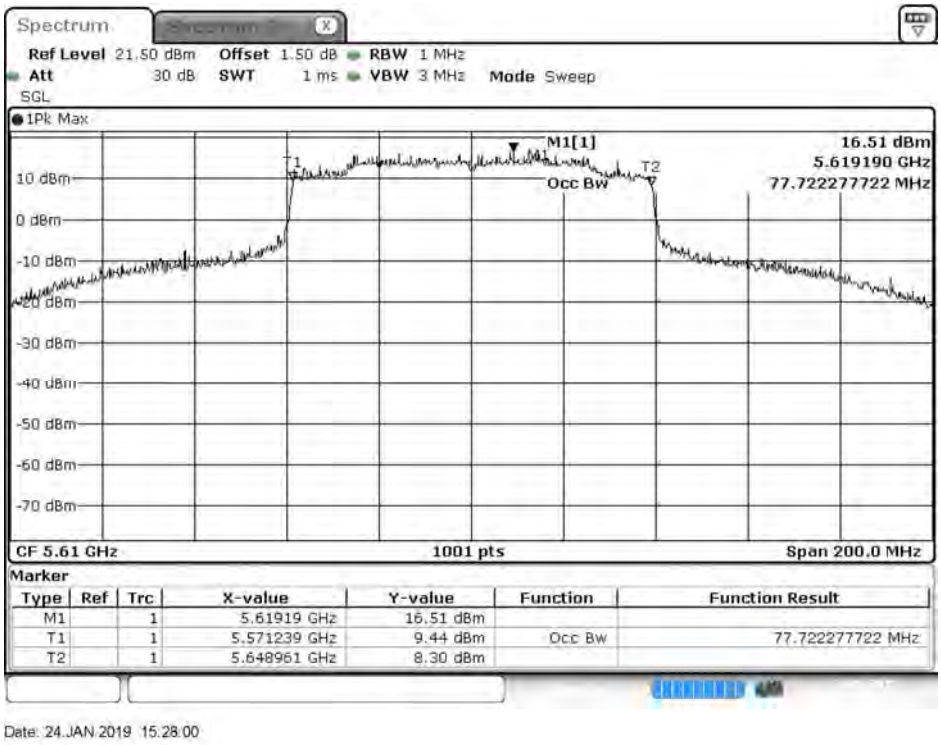

Channel 138

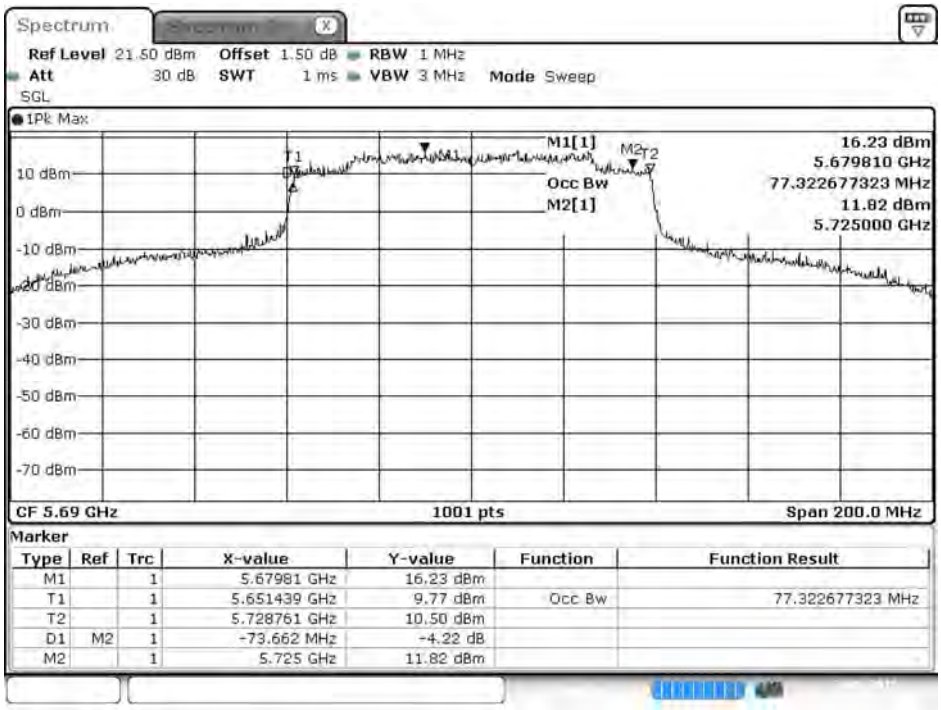

Date: 24.JAN.2019 15:29:40

Channel 155

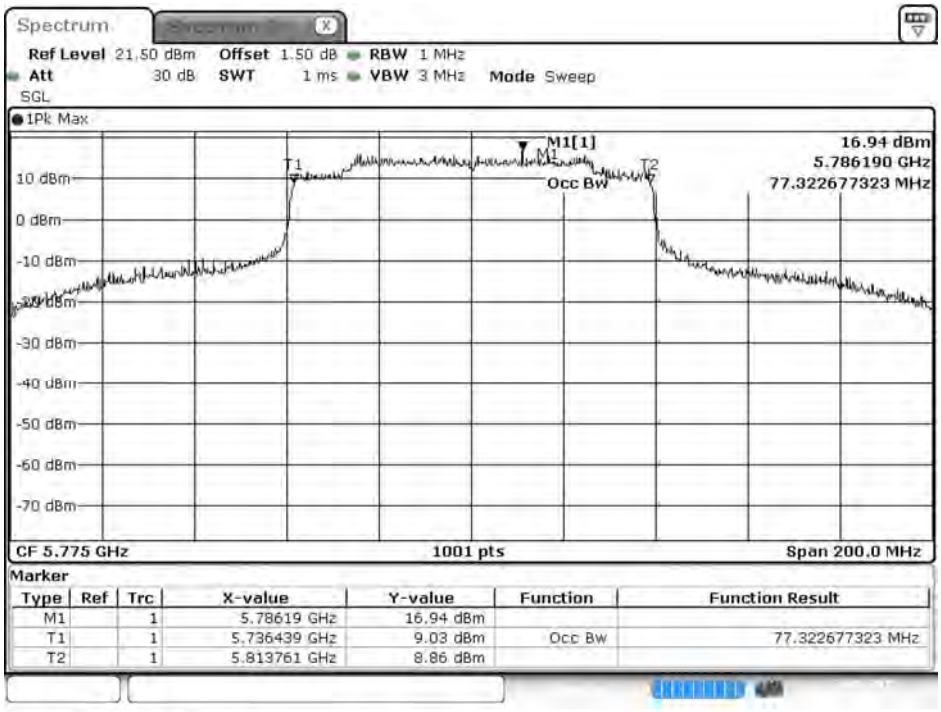

Date: 24.JAN.2019 16:23:28

Maximum conducted output power:

Channel 42

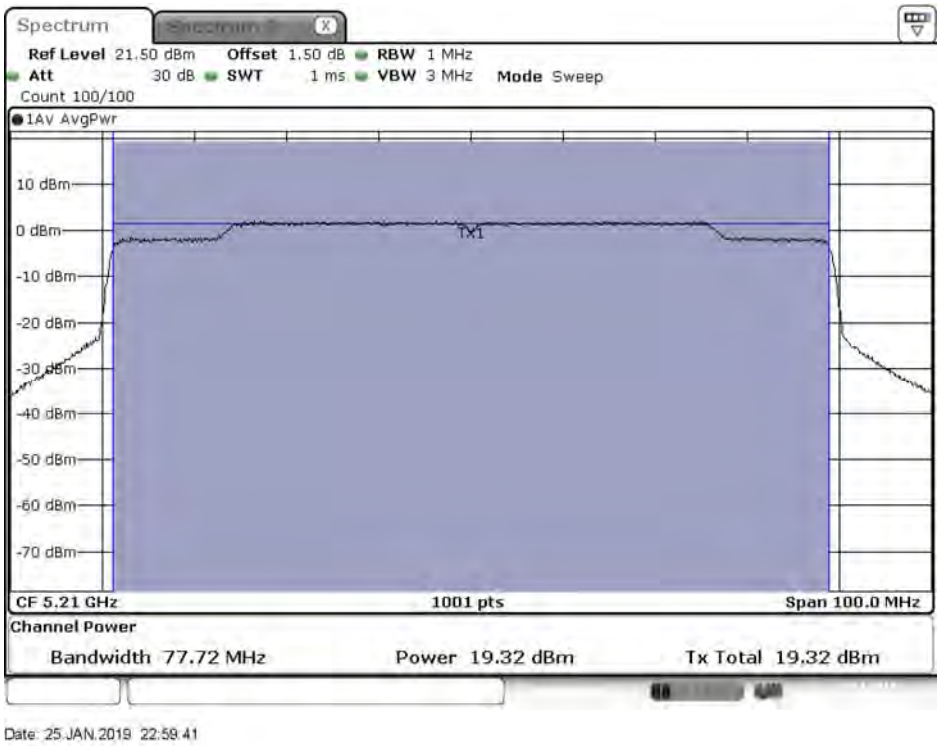

Maximum conducted output power:

Channel 58

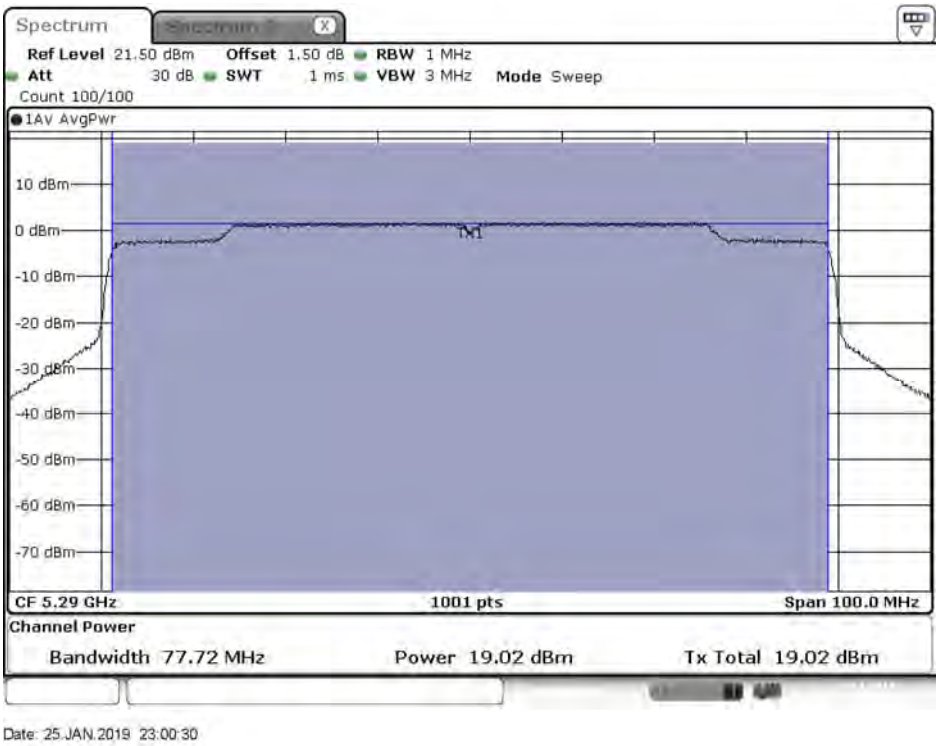

Maximum conducted output power:

Channel 106

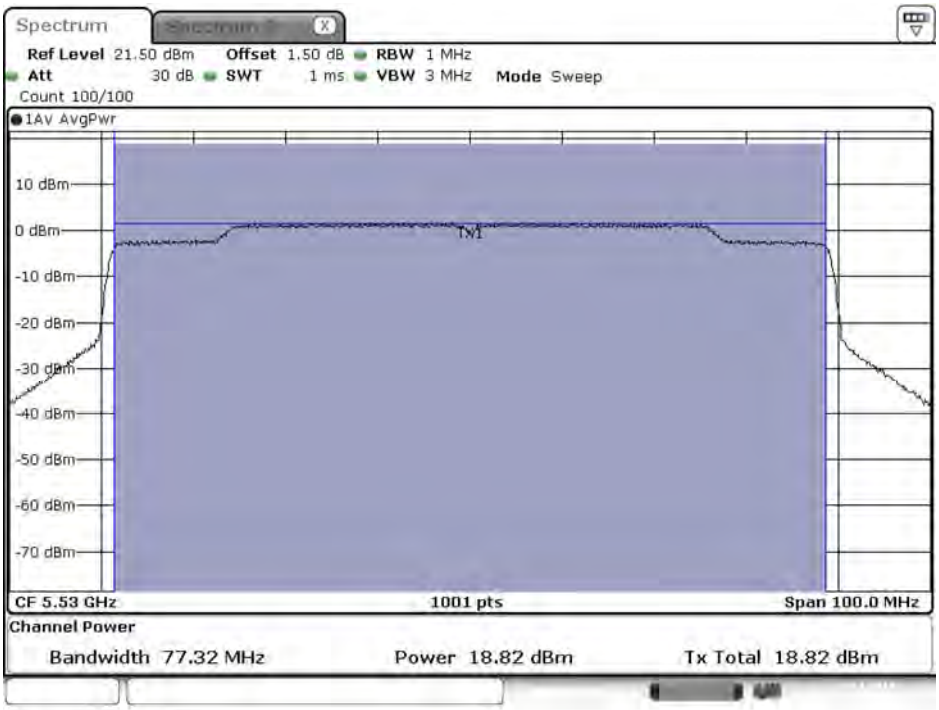

Maximum conducted output power:

Channel 122

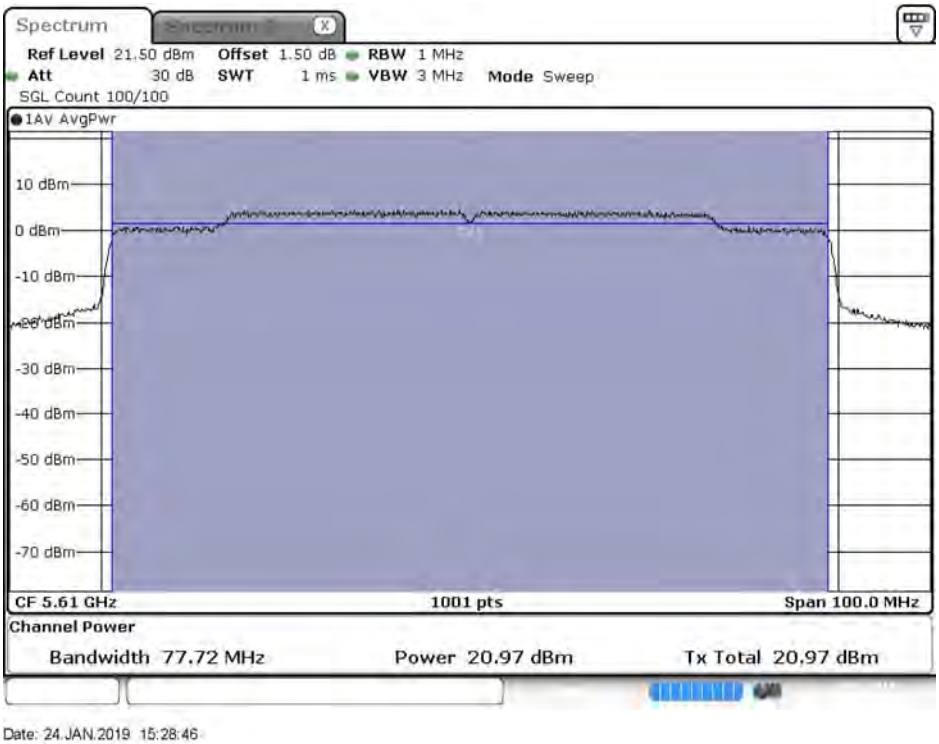

Maximum conducted output power:

Channel 138 (U-NII-2C)

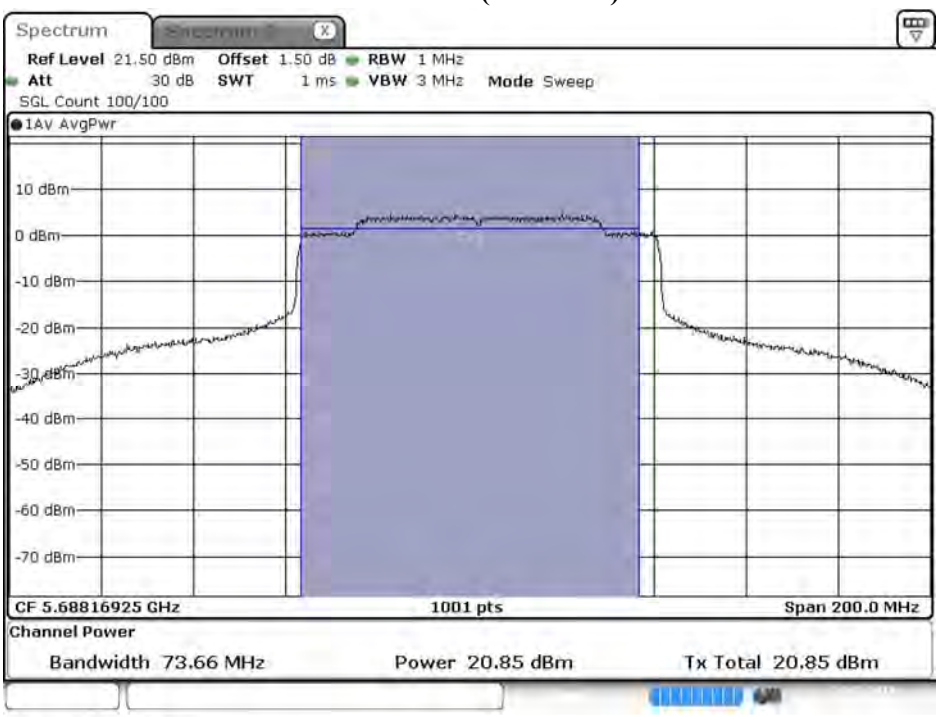

Date: 24.JAN.2019 15:30:46

Maximum conducted output power:

Channel 138 (U-NII-3)

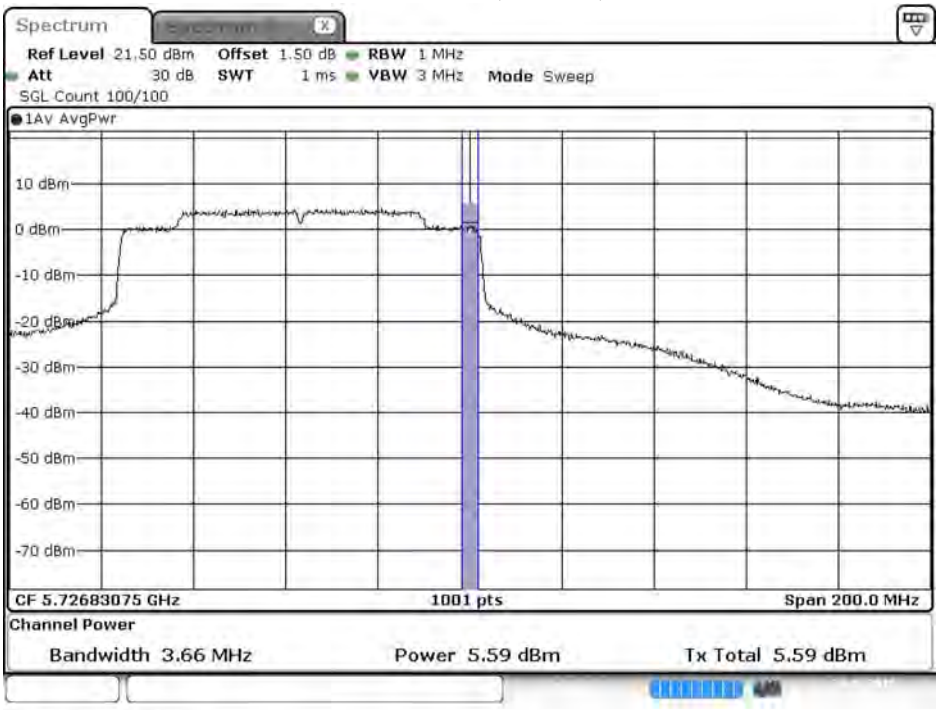

Date: 24.JAN.2019 15:31:10

Maximum conducted output power:

Channel 155

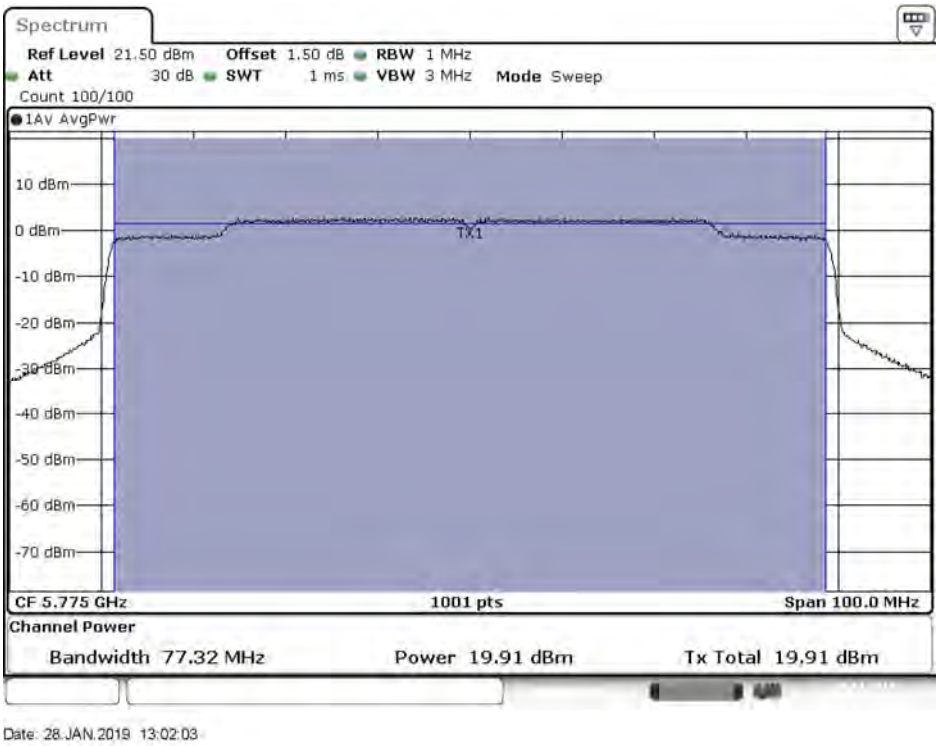

待測物名稱：Intel® Wi-Fi 6 AX200
待測物型號：AX200D2WL　　測試項目：峰值發射功率
測試頻道：--　　測試模式：Mode 1: SISO A: 發射器 802.11ax-160BW
6 dB 頻寬：1MHz　　視頻頻寬：3MHz
檢測器：峰值　　環境溫度：21 ℃
測試日期：108 年 01 月 24 日　　環境濕度：53 %

Cable loss=1.5dB		Maximum conducted output power											
Channel No	Frequency (MHz)	Data Rate											
		MCS0	MCS1	MCS2	MCS3	MCS4	MCS5	MCS6	MCS7	MCS8	MCS9	MCS10	MCS11
50 (U-NII-1)	5250	14.73	14.68	14.63	14.59	14.55	14.51	14.45	14.41	14.37	14.33	14.28	14.23
50 (U-NII-2A)	5250	15.02	14.97	14.92	14.88	14.84	14.80	14.76	14.72	14.67	14.63	14.58	14.54
114	5570	17.50	17.44	17.40	17.35	17.30	17.24	17.20	17.15	17.11	17.07	17.02	16.97

Note: Maximum conducted output power Value =Reading value on Spectrum Analyzer + cable loss

Maximum conducted output power Measurement:

Channel No	Frequency Range (MHz)	99% Bandwidth (MHz)	Output Power (dBm)	Output Power Limit	
				(dBm)	dBm+10log(BW)
50 (U-NII-1)	5250	--	14.73	24	--
50 (U-NII-2A)	5250	78.890	15.02	24	29.97
114	5570	161.190	17.50	24	33.07

99% Occupied Bandwidth:

Channel 50

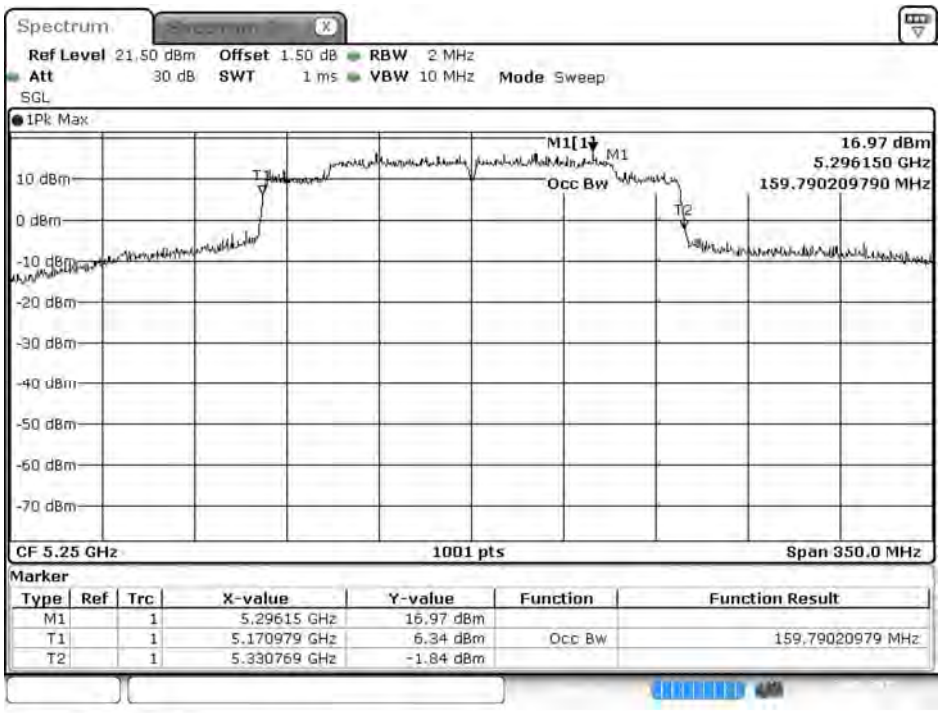

Date: 24.JAN.2019 15:10:29

Channel 114

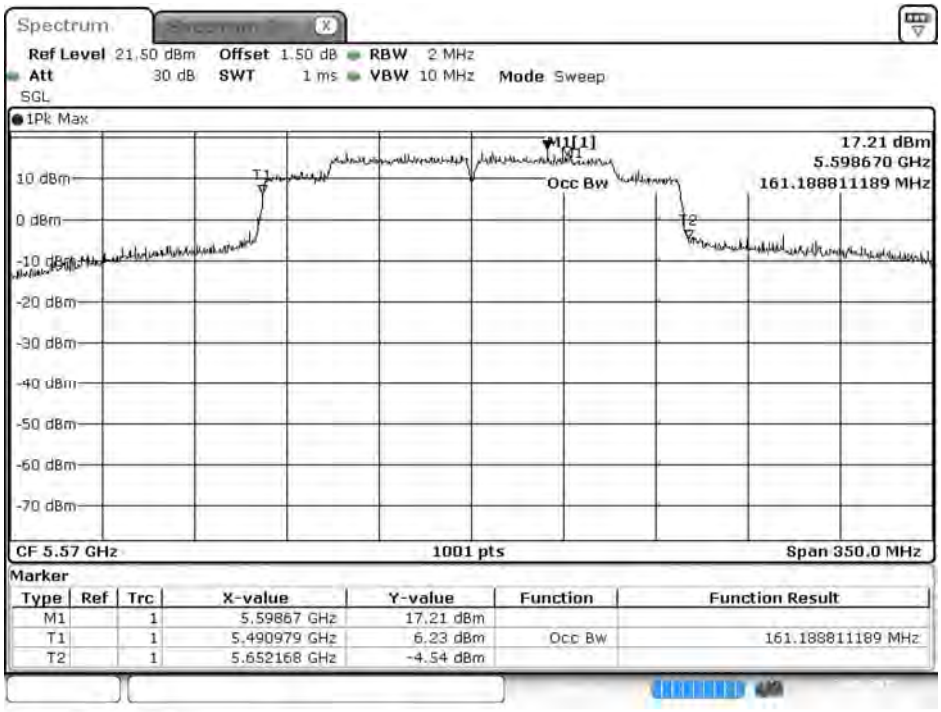

Date: 24.JAN.2019 15:14:09

Maximum conducted output power:

Channel 50 (U-NII-1)

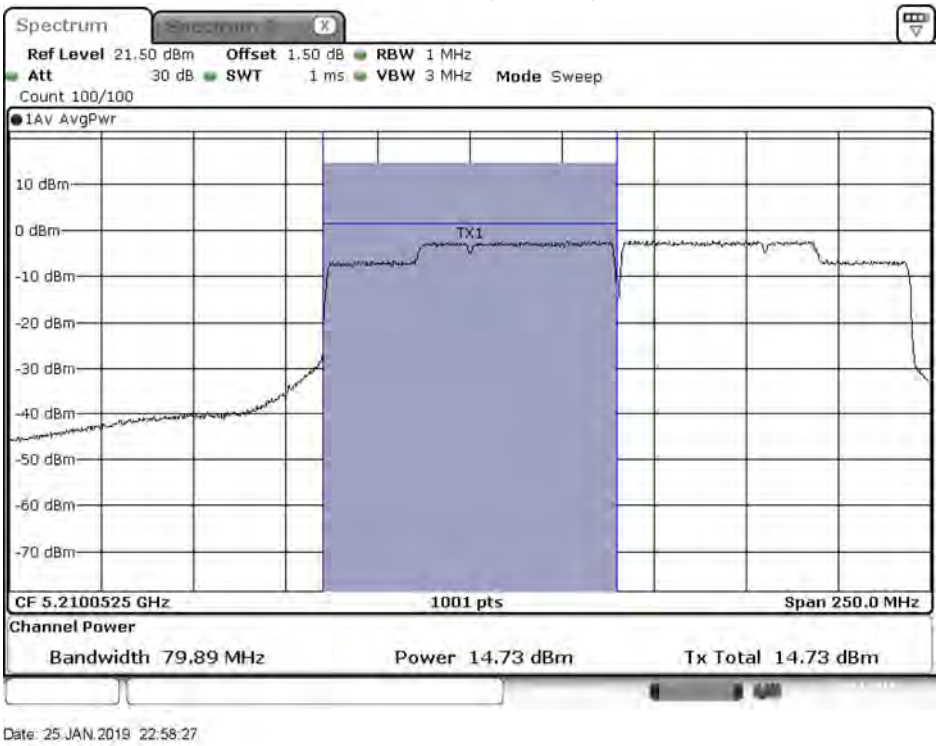

Maximum conducted output power:

Channel 50 (U-NII-2A)

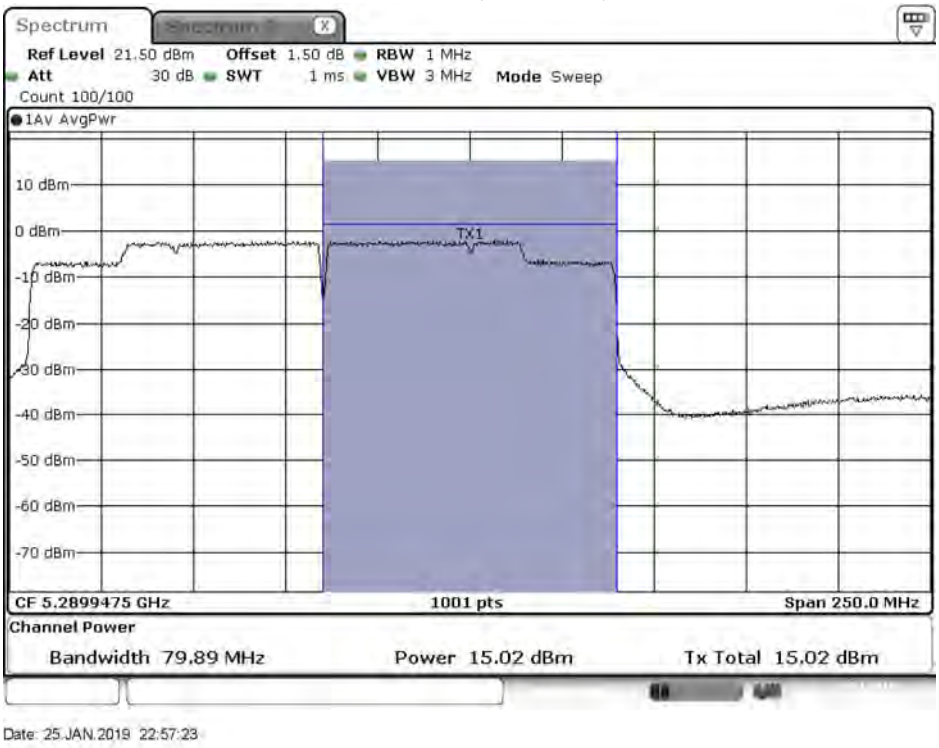

Maximum conducted output power:

Channel 114

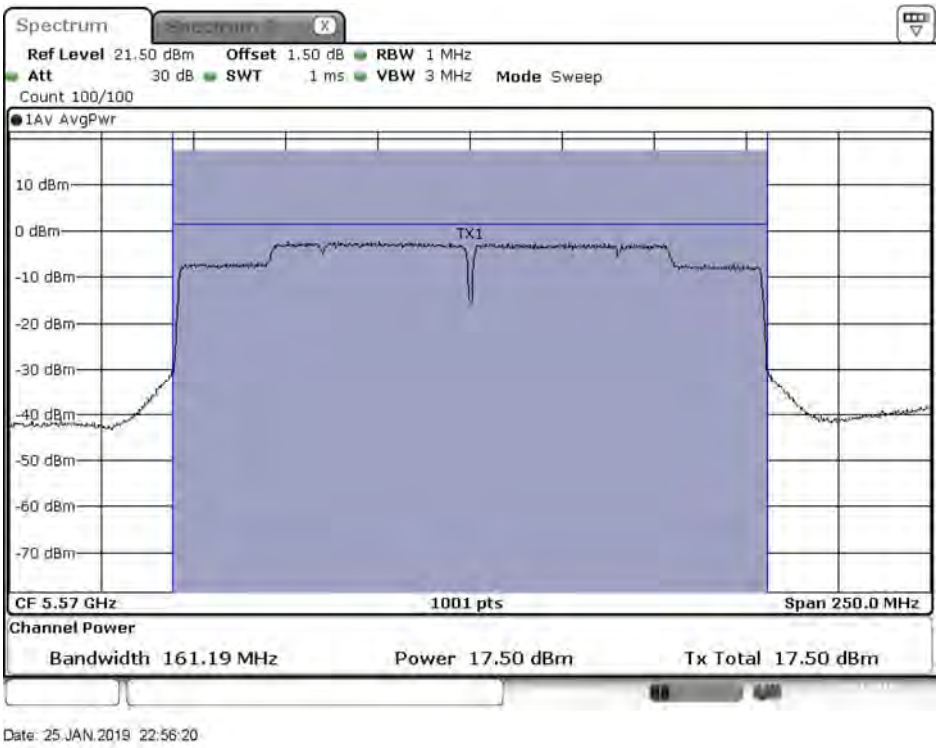

待測物名稱：Intel® Wi-Fi 6 AX200
待測物型號：AX200D2WL　　測 試 項 目 ：峰值發射功率
測 試 頻 道 ：--　　測 試 模 式 ：Mode 2: SISO B: 發射器 802.11ax-20BW
檢 測 器 ：峰值　　環 境 溫 度 ：21 ℃
測 試 日 期 ：108 年 01 月 24 日　　環 境 濕 度 ：53 %

Cable loss=1.5dB		Maximum conducted output power											
Channel No.	Frequency (MHz)	Data Rate											
		MCS0	MCS1	MCS2	MCS3	MCS4	MCS5	MCS6	MCS7	MCS8	MCS9	MCS10	MCS11
36	5180	20.91	--	--	--	--	--	--	--	--	--	--	--
44	5220	20.94	20.90	20.86	20.80	20.75	20.71	20.67	20.63	20.58	20.53	20.47	20.41
48	5240	20.97	--	--	--	--	--	--	--	--	--	--	--
52	5260	20.94	--	--	--	--	--	--	--	--	--	--	--
60	5300	20.91	20.85	20.80	20.75	20.70	20.64	20.60	20.56	20.52	20.48	20.44	20.38
64	5320	19.97	--	--	--	--	--	--	--	--	--	--	--
100	5500	19.67	--	--	--	--	--	--	--	--	--	--	--
116	5580	20.94	20.88	20.82	20.76	20.72	20.68	20.62	20.58	20.52	20.48	20.44	20.39
140	5700	17.60	--	--	--	--	--	--	--	--	--	--	--
144(U-NII-2C)	5720	19.55	19.50	19.46	19.42	19.38	19.34	19.30	19.26	19.22	19.18	19.13	19.08
144(U-NII-3)	5720	15.40	15.36	15.32	15.28	15.24	15.20	15.15	15.10	15.04	15.00	14.96	14.92
149	5745	20.98	--	--	--	--	--	--	--	--	--	--	--
157	5785	20.94	20.89	20.84	20.79	20.74	20.70	20.66	20.62	20.58	20.52	20.48	20.42
165	5825	20.93	--	--	--	--	--	--	--	--	--	--	--

Note: Maximum conducted output power Value =Reading value on average power meter + cable loss

Maximum conducted output power Measurement:

Channel Number	Frequency (MHz)	99% Bandwidth (MHz)	Output Power (dBm)	Output Power Limit	
				(dBm)	dBm+10log(BW)
36	5180	--	20.91	24	--
44	5220	--	20.94	24	--
48	5240	--	20.97	24	--
52	5260	19.231	20.94	24	23.84
60	5300	19.231	20.91	24	23.84
64	5320	19.281	19.97	24	23.85
100	5500	19.231	19.67	24	23.84
116	5580	19.281	20.94	24	23.85
140	5700	19.381	17.60	24	23.87
144(U-NII-2C)	5720	16.364	19.55	24	23.14
144(U-NII-3)	5720	--	15.40	30	--
149	5745	--	20.98	30	--
157	5785	--	20.94	30	--
165	5825	--	20.93	30	--

99% Occupied Bandwidth:

Channel 52

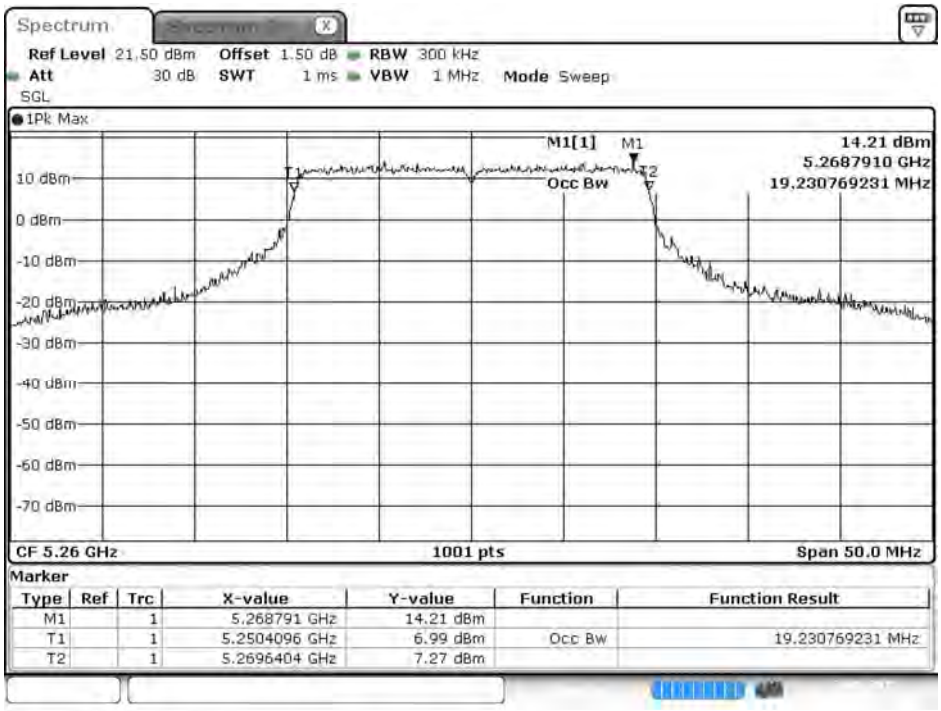

Date: 24.JAN.2019 17:17:00

Channel 60

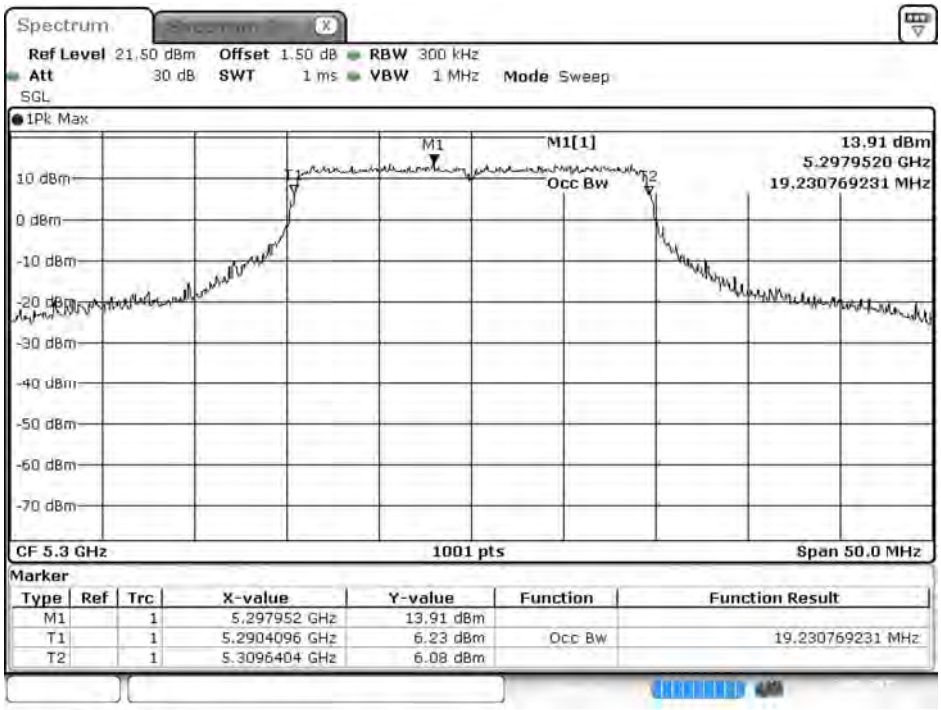

Date: 24.JAN.2019 17:19:15

Channel 64

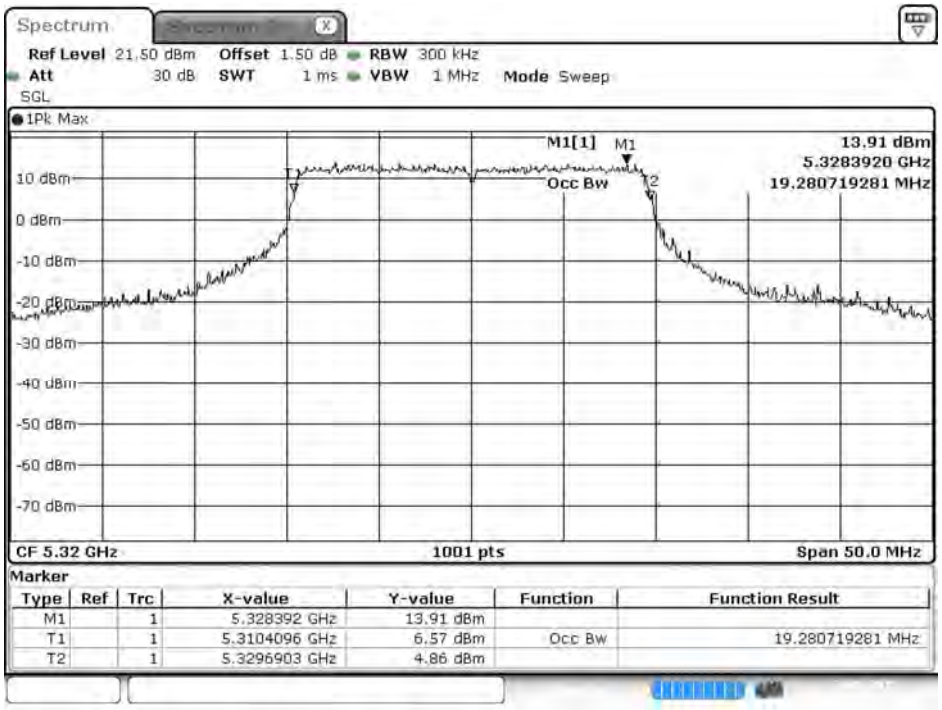

Date: 24.JAN.2019 17:21:36

Channel 100

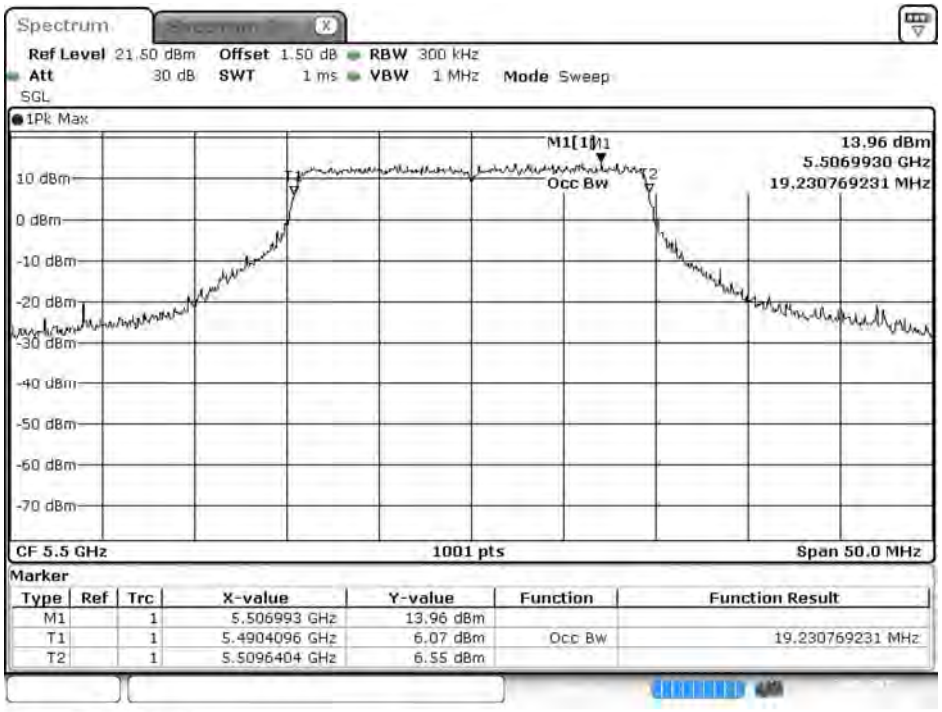

Date: 24.JAN.2019 17:23:51

Channel 116

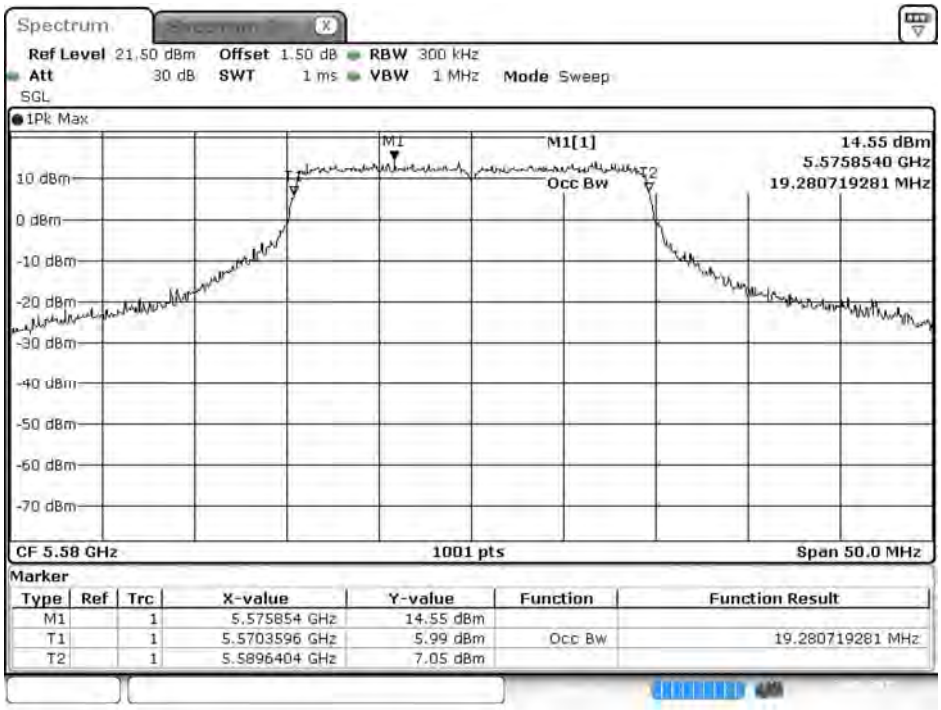

Date: 24.JAN.2019 17:26:43

Channel 140

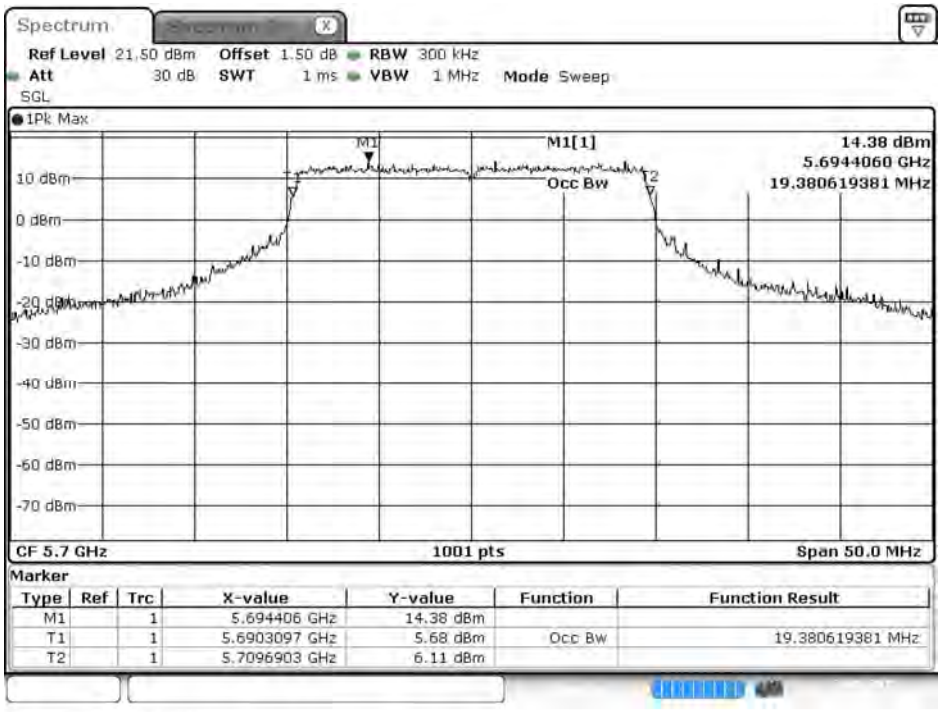

Date: 24.JAN.2019 17:34:20

Channel 144

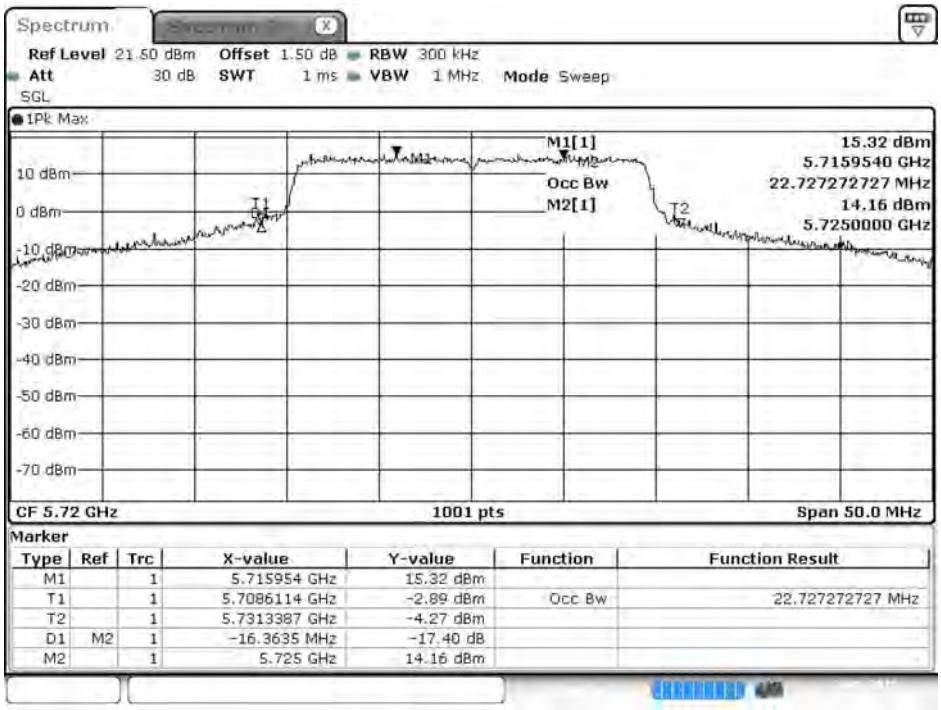
Spectrum
Ref Level 21.50 dBm Offset 1.50 dB RBW 300 kHz
Att 30 dB SWT 1 ms VBW 1 MHz Mode Sweep
SGL
1Pk Max
M1[1] 15.32 dBm
5.7159540 GHz
Occ Bw 22.727272727 MHz
M2[1] 14.16 dBm
5.7250000 GHz
10 dBm
0 dBm
-10 dBm
-20 dBm
-30 dBm
-40 dBm
-50 dBm
-60 dBm
-70 dBm
CF 5.72 GHz
1001 pts
Span 50.0 MHz
Marker
Type Ref Trc X-value Y-value Function Function Result
M1 1 5.715954 GHz 15.32 dBm
T1 1 5.7086114 GHz -2.89 dBm Occ Bw 22.727272727 MHz
T2 1 5.7313387 GHz -4.27 dBm
D1 M2 1 -16.3635 MHz -17.40 dB
M2 1 5.725 GHz 14.16 dBm
Date: 24.JAN.2019 16:52:31

Maximum conducted output power:

Channel 144 (U-NII-2C)

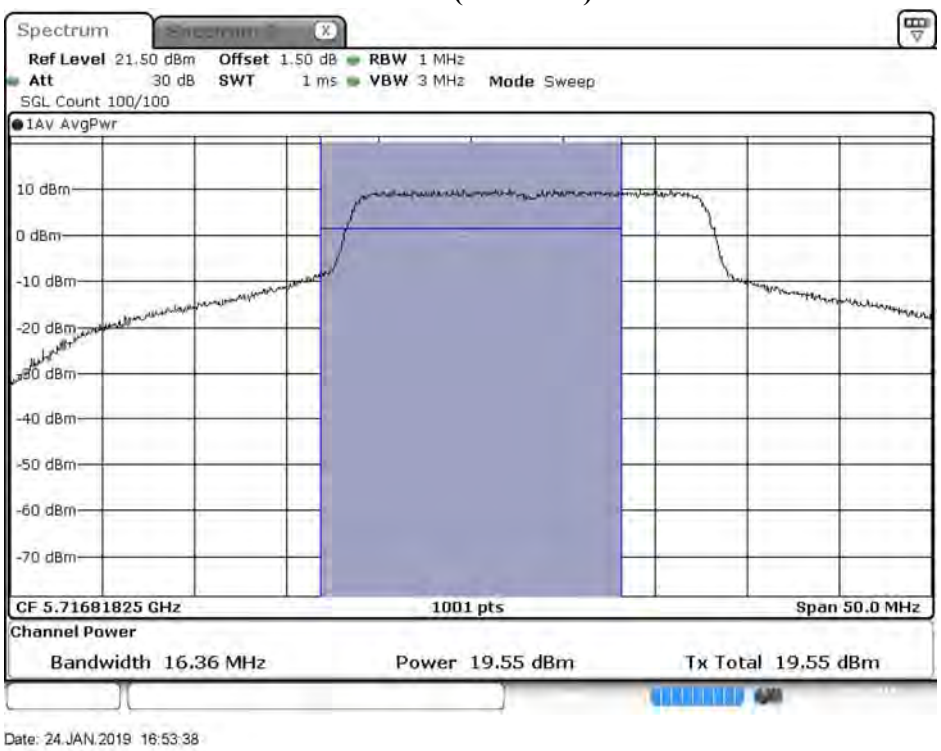

Maximum conducted output power:

Channel 144 (U-NII-3)

待測物名稱：Intel® Wi-Fi 6 AX200
待測物型號：AX200D2WL　　測試項目：峰值發射功率
測試頻道：--　　測試模式：Mode 2: SISO B: 發射器 802.11ax-40BW
檢測器：峰值　　環境溫度：21 ℃
測試日期：108 年 01 月 24 日　　環境濕度：53 %

Cable loss=1.5dB		Maximum conducted output power											
Channel No.	Frequency (MHz)	Data Rate											
		MCS0	MCS1	MCS2	MCS3	MCS4	MCS5	MCS6	MCS7	MCS8	MCS9	MCS10	MCS11
38	5190	19.61	--	--	--	--	--	--	--	--	--	--	--
46	5230	20.91	20.85	20.80	20.76	20.72	20.68	20.62	20.58	20.52	20.48	20.43	20.38
54	5270	20.94	--	--	--	--	--	--	--	--	--	--	--
62	5310	18.81	18.77	18.73	18.69	18.65	18.60	18.55	18.49	18.43	18.38	18.32	18.26
102	5510	18.96	--	--	--	--	--	--	--	--	--	--	--
110	5550	20.96	20.92	20.88	20.83	20.78	20.73	20.69	20.65	20.60	20.55	20.49	20.43
134	5670	18.78	--	--	--	--	--	--	--	--	--	--	--
142(U-NII-2C)	5710	20.46	20.41	20.36	20.32	20.28	20.24	20.20	20.16	20.12	20.08	20.04	20.00
142(U-NII-3)	5710	11.42	11.37	11.32	11.28	11.24	11.20	11.15	11.10	11.06	11.02	10.97	10.93
151	5755	20.94	--	--	--	--	--	--	--	--	--	--	--
159	5795	20.91	20.85	20.79	20.73	20.67	20.61	20.57	20.51	20.47	20.43	20.39	20.33

Note: Maximum conducted output power Value =Reading value on average power meter + cable loss

Maximum conducted output power Measurement:

Channel Number	Frequency (MHz)	99% Bandwidth (MHz)	Output Power (dBm)	Output Power Limit	
				(dBm)	dBm+10log(BW)
38	5190	--	19.61	24	--
46	5230	--	20.91	24	--
54	5270	37.962	20.94	24	26.79
62	5310	38.162	18.81	24	26.82
102	5510	37.862	18.96	24	26.78
110	5550	37.962	20.96	24	26.79
134	5670	38.062	18.78	24	26.80
142(U-NII-2C)	5710	34.181	20.46	24	26.34
142(U-NII-3)	5710	--	11.42	30	--
151	5755	--	20.94	30	--
159	5795	--	20.91	30	--

99% Occupied Bandwidth:

Channel 54

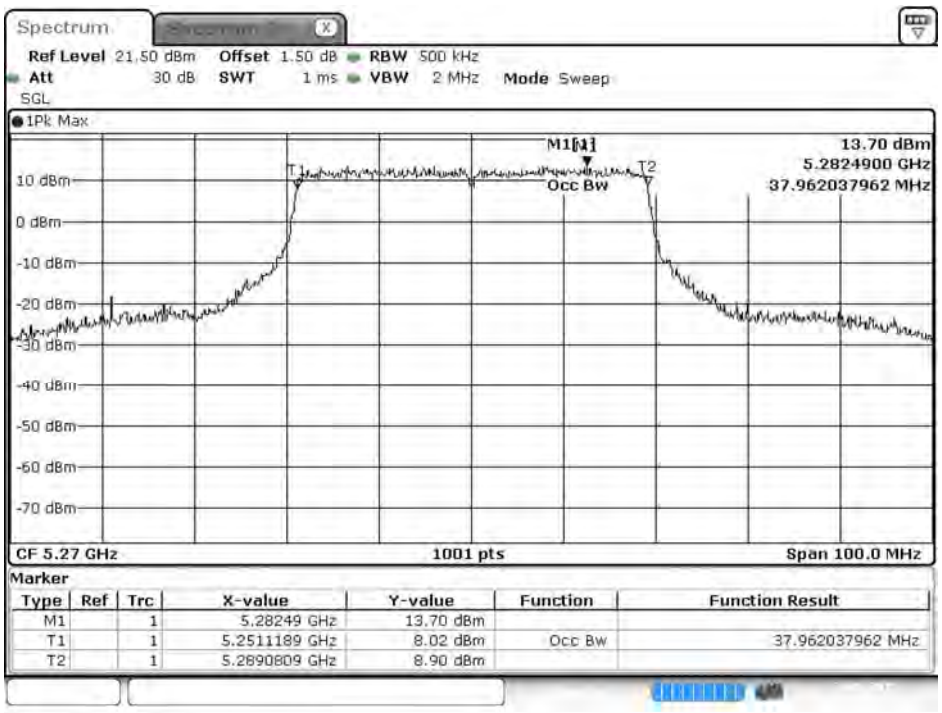

Date: 24.JAN.2019 17:42:20

Channel 62

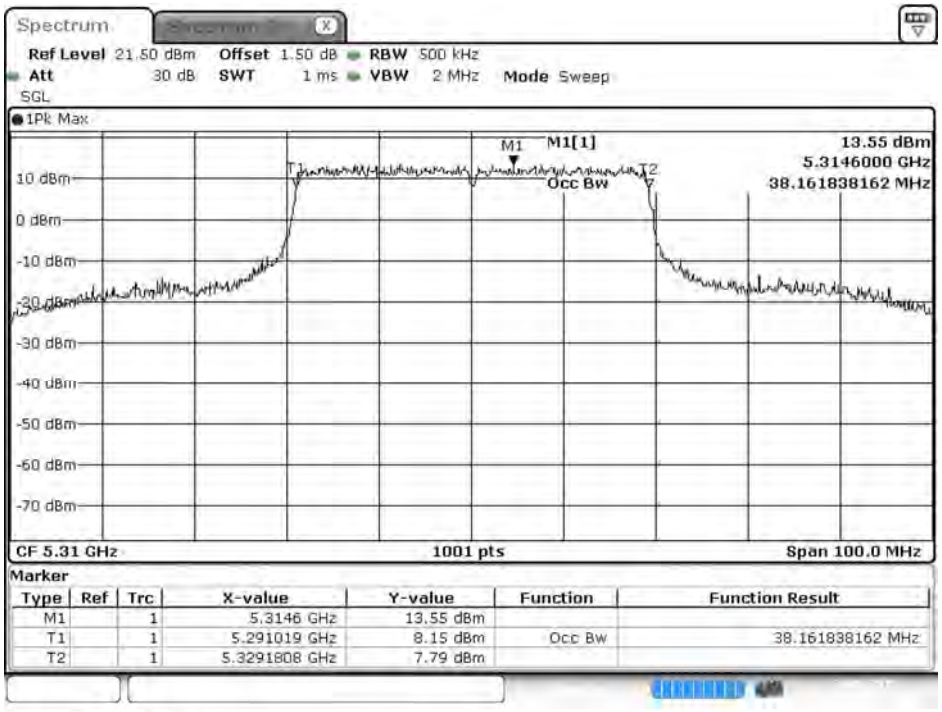

Date: 24.JAN.2019 17:45:45

Channel 102

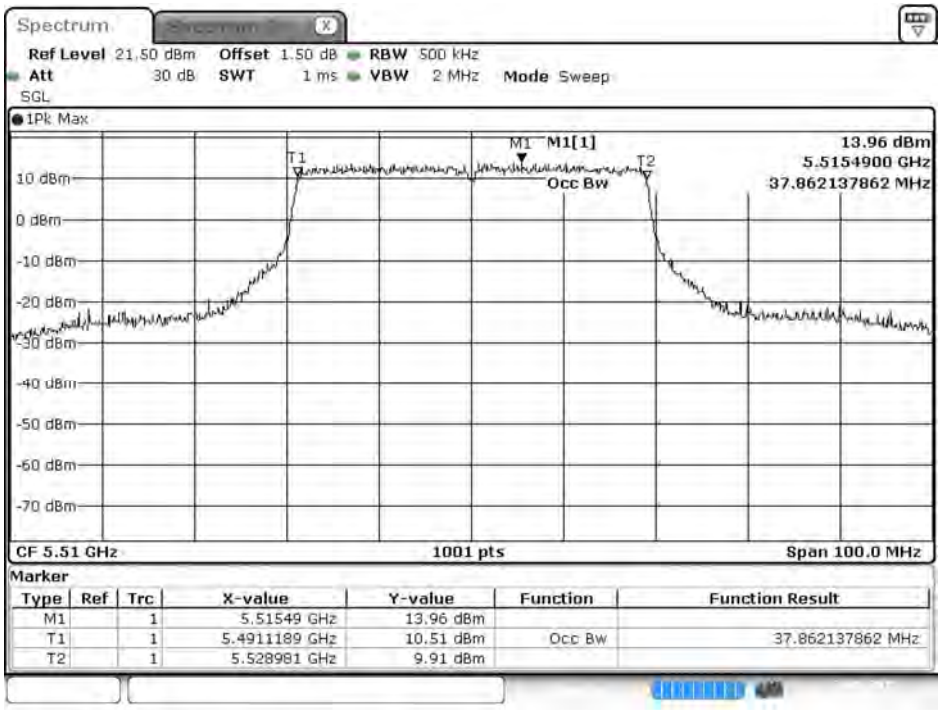

Date: 24.JAN.2019 17:47:54

Channel 110

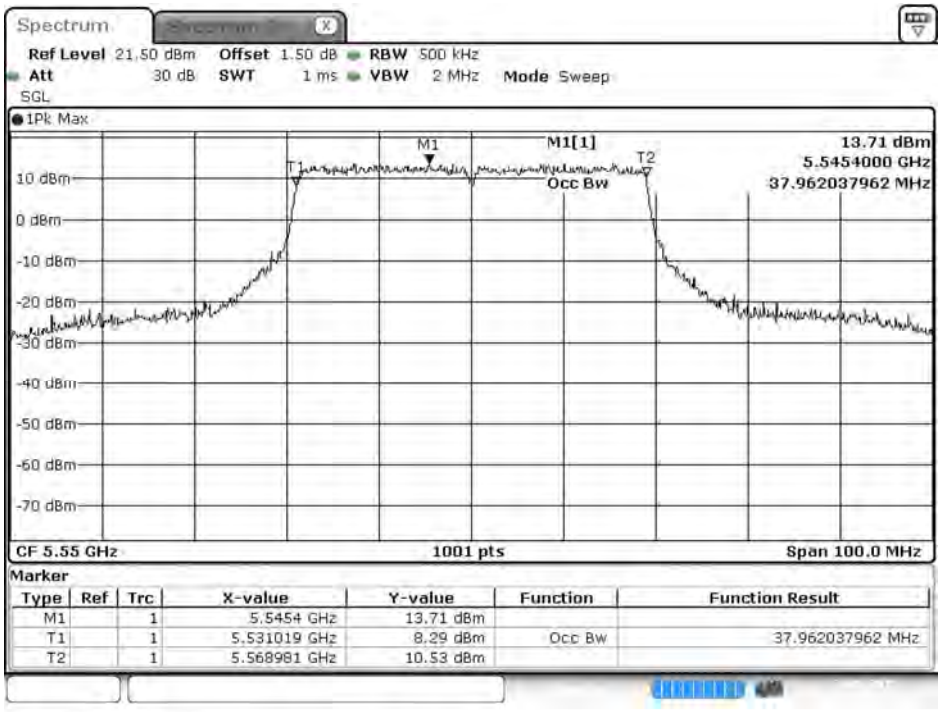

Date: 24.JAN.2019 17:49:56

Channel 134

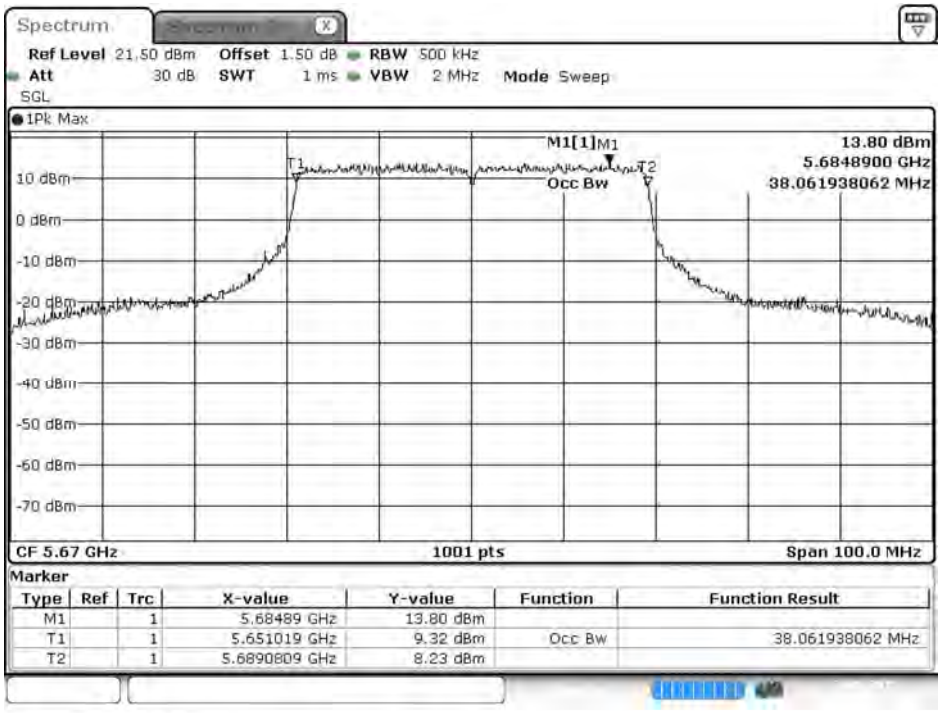

Date: 24.JAN.2019 17:54:43

Channel 142

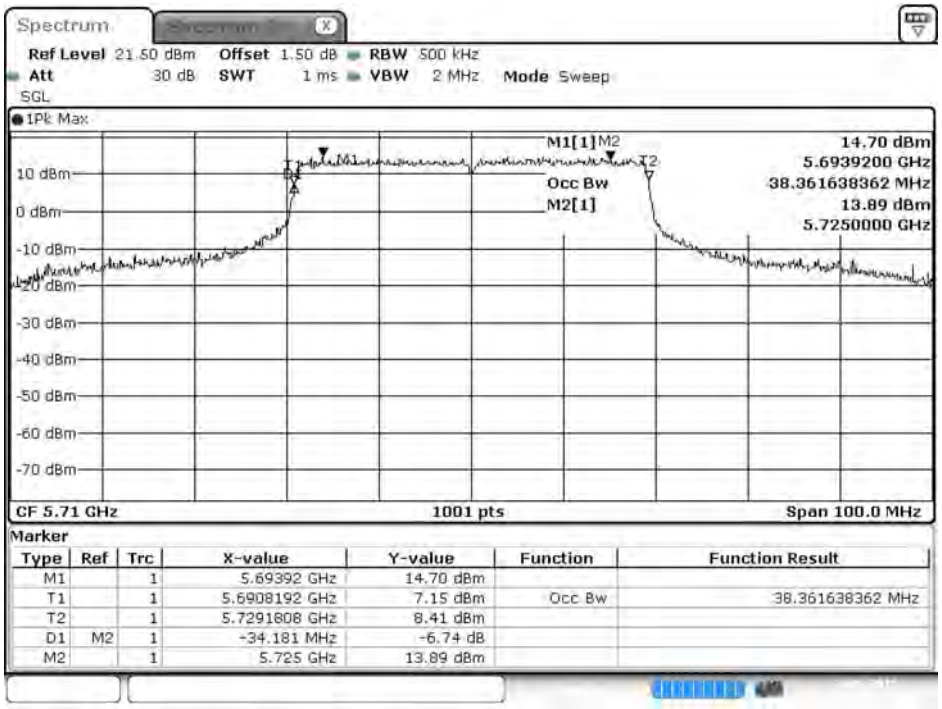

Date: 24.JAN.2019 16:54:50

Maximum conducted output power:

Channel 142 (U-NII-2C)

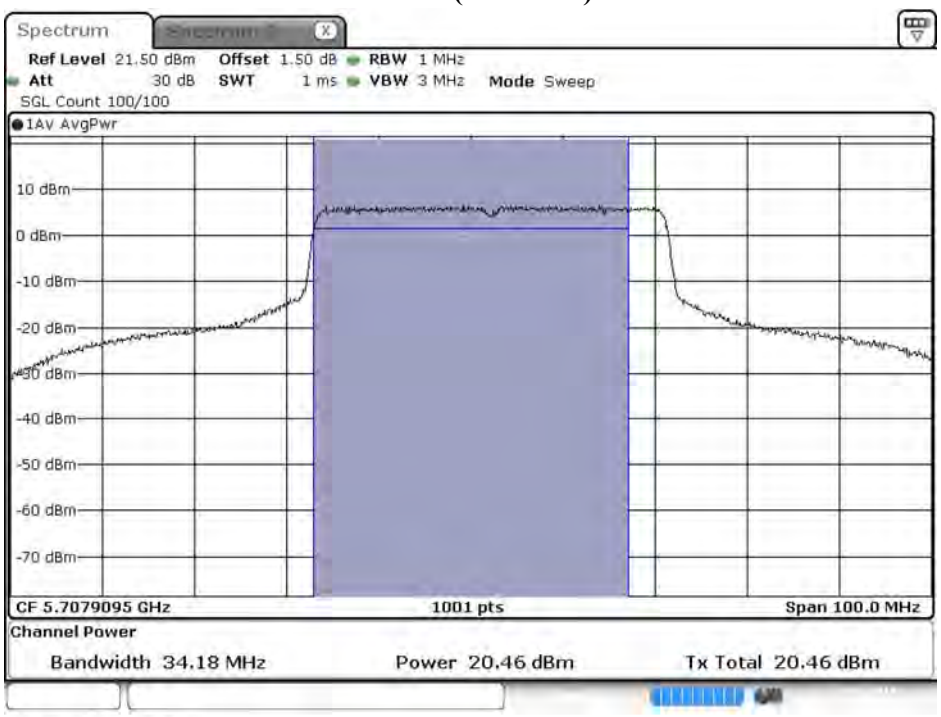

Date: 24.JAN.2019 16:55:57

Maximum conducted output power:

Channel 142 (U-NII-3)

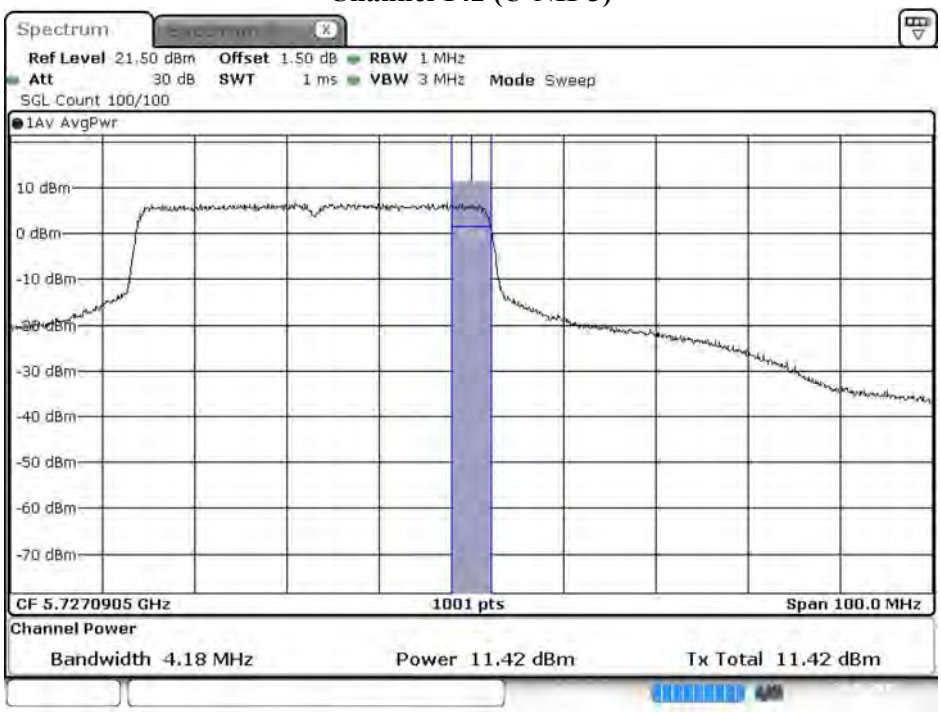

Date: 24.JAN.2019 16:56:21

待測物名稱：Intel® Wi-Fi 6 AX200
待測物型號：AX200D2WL　　測試項目：峰值發射功率
測試頻道：--　　測試模式：Mode 2: SISO B: 發射器 802.11ax-80BW
6 dB 頻寬：1MHz　　視頻頻寬：3MHz
檢測器：峰值　　環境溫度：21 ℃
測試日期：108 年 01 月 24 日　　環境濕度：53 %

Cable loss=1.5dB		Maximum conducted output power											
Channel No	Frequency (MHz)	Data Rate											
		MCS0	MCS1	MCS2	MCS3	MCS4	MCS5	MCS6	MCS7	MCS8	MCS9	MCS10	MCS11
42	5210	19.26	19.21	19.16	19.12	19.07	19.03	18.98	19.94	19.89	19.85	19.79	19.74
58	5290	18.43	18.38	18.34	18.29	18.25	18.19	18.15	18.09	18.04	17.99	17.95	17.91
106	5530	18.56	--	--	--	--	--	--	--	--	--	--	--
122	5610	20.89	20.84	20.79	20.74	20.69	20.64	20.59	20.52	20.47	20.42	20.37	20.33
138 (U-NII-2C)	5690	20.84	--	--	--	--	--	--	--	--	--	--	--
138 (U-NII-3)	5690	5.76	--	--	--	--	--	--	--	--	--	--	--
155	5775	19.36	19.30	19.26	19.21	19.15	19.09	19.05	19.00	18.96	18.91	18.87	18.82

Note: Maximum conducted output power Value =Reading value on Spectrum Analyzer + cable loss

Maximum conducted output power Measurement:

Channel No	Frequency Range (MHz)	99% Bandwidth (MHz)	Output Power (dBm)	Output Power Limit	
				(dBm)	dBm+10log(BW)
42	5210	--	19.26	24	--
58	5290	77.522	18.43	24	29.89
106	5530	77.323	18.56	24	29.88
122	5610	77.722	20.89	24	29.91
138 (U-NII-2C)	5690	73.761	20.84	24	29.68
138 (U-NII-3)	5690	--	5.76	30	--
155	5775	--	19.36	30	--

99% Occupied Bandwidth:

Channel 42

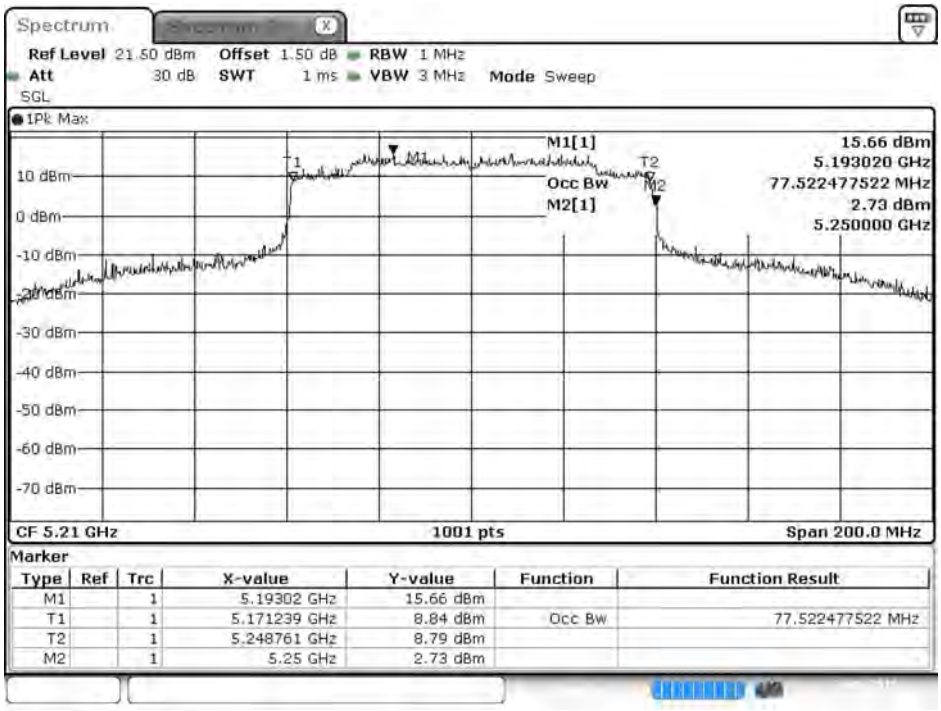

Date: 24.JAN.2019 16:57:09

Channel 58

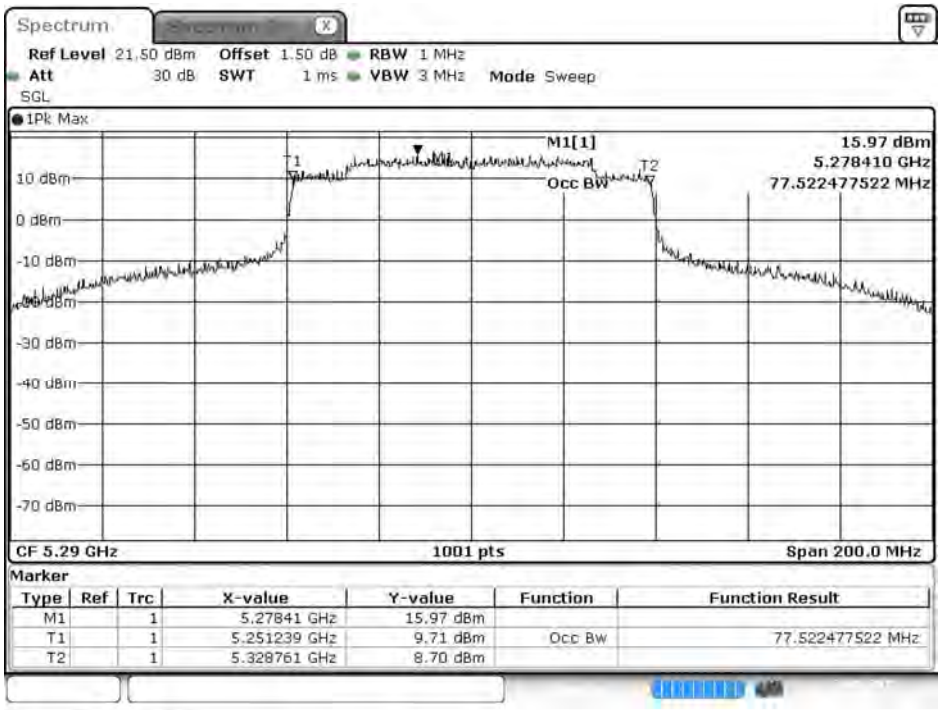

Date: 24.JAN.2019 16:59:34

Channel 106

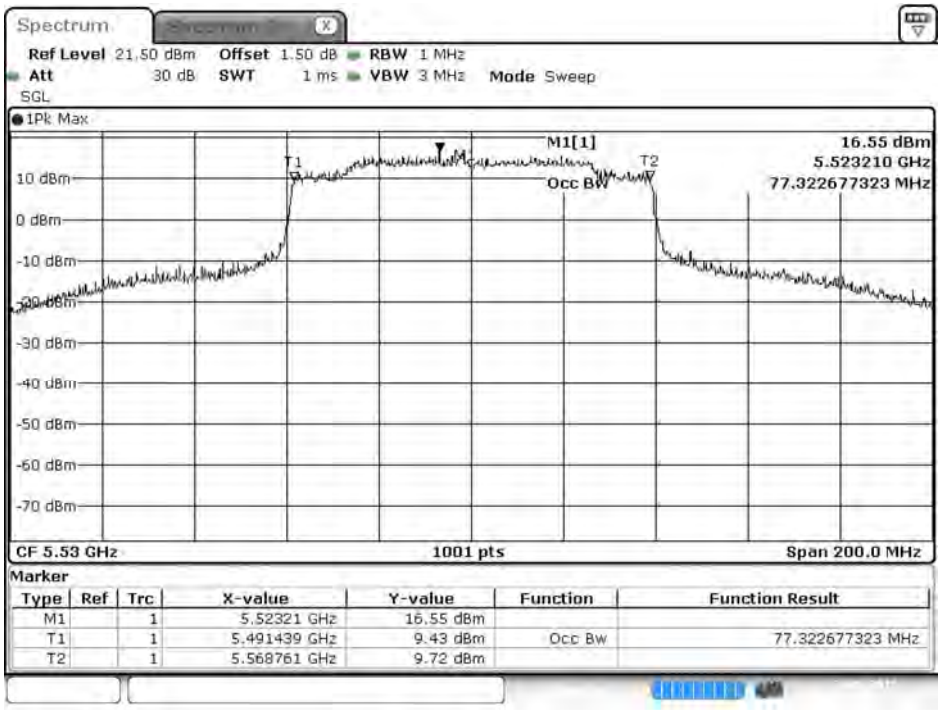

Date: 24.JAN.2019 17:02:23

Channel 122

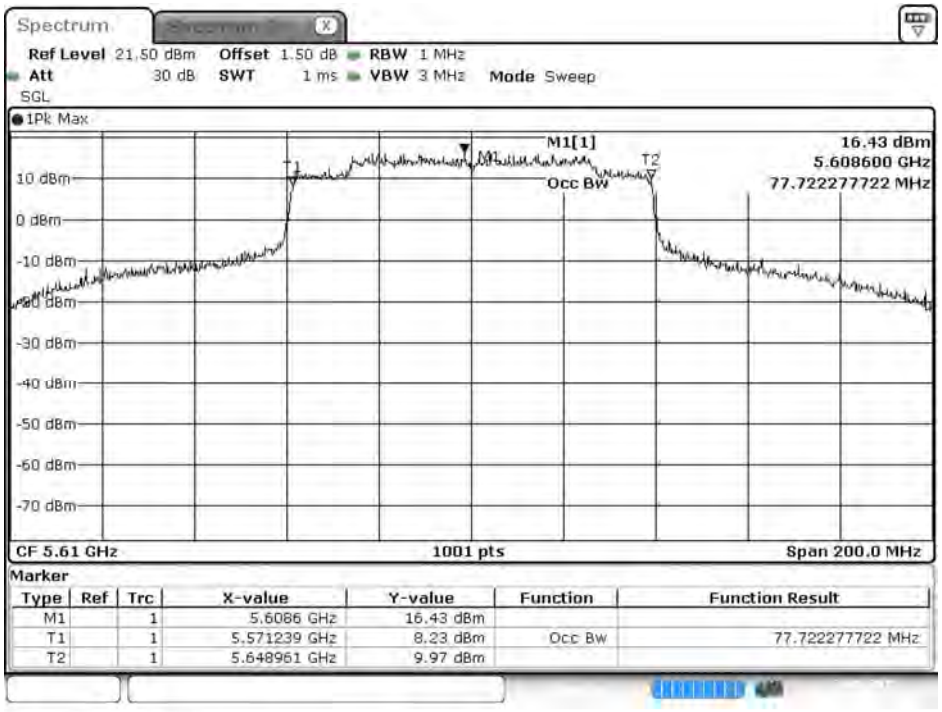

Date: 24.JAN.2019 17:05:04

Channel 138

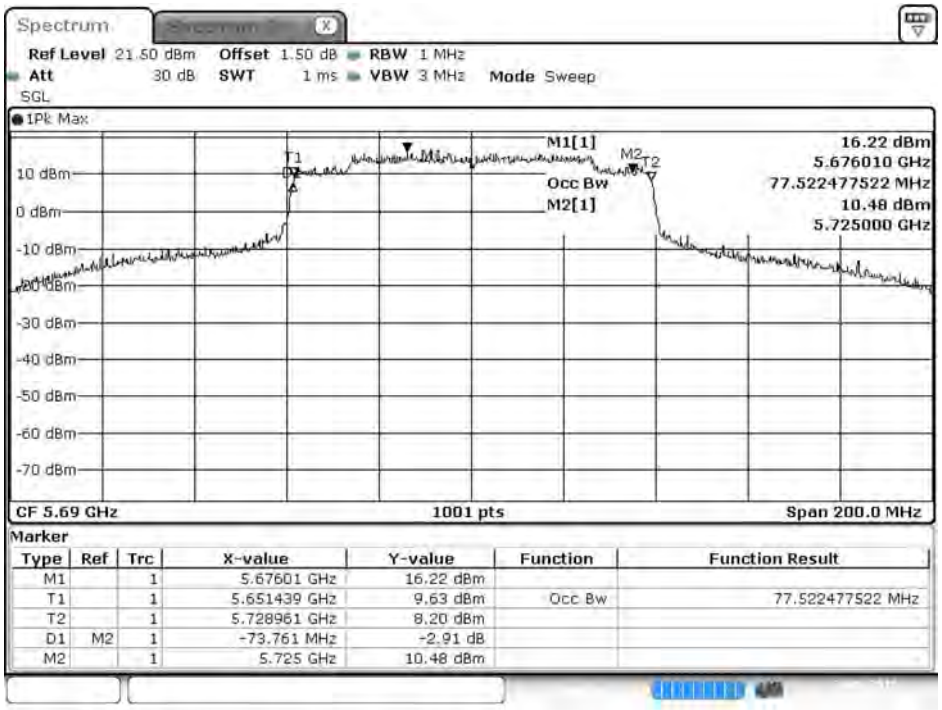

Date: 24.JAN.2019 17:06:38

Channel 155

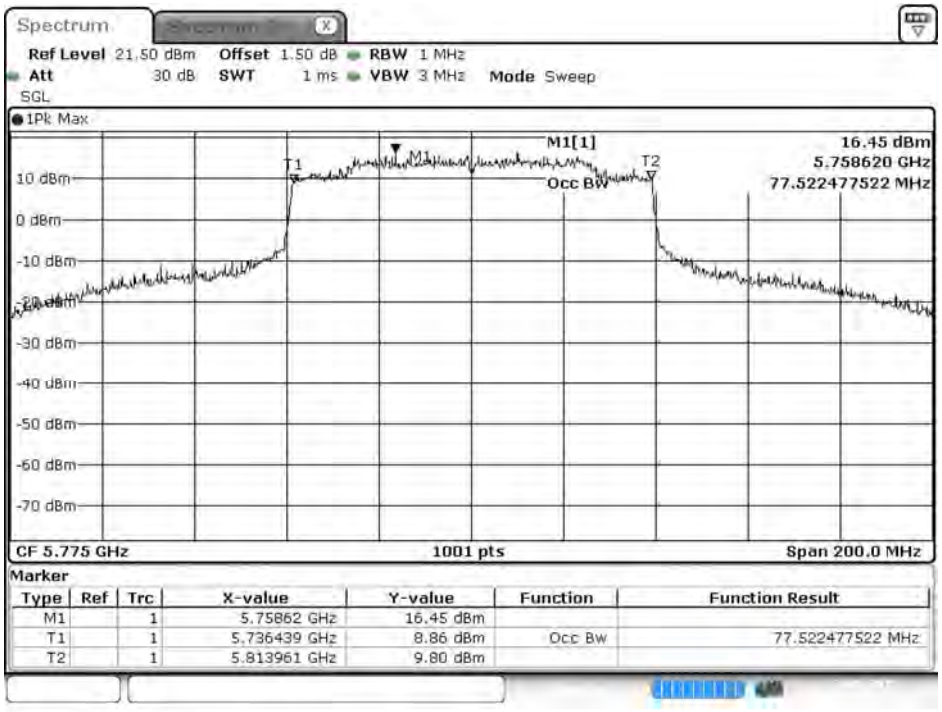

Date: 24.JAN.2019 17:57:19

Maximum conducted output power:

Channel 42

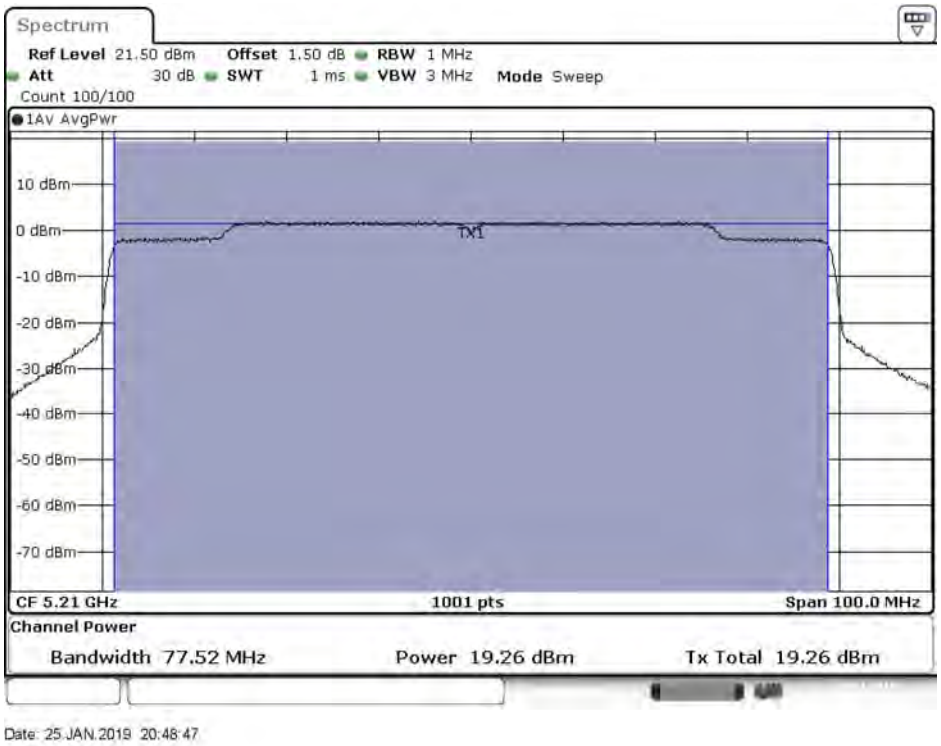

Maximum conducted output power:

Channel 58

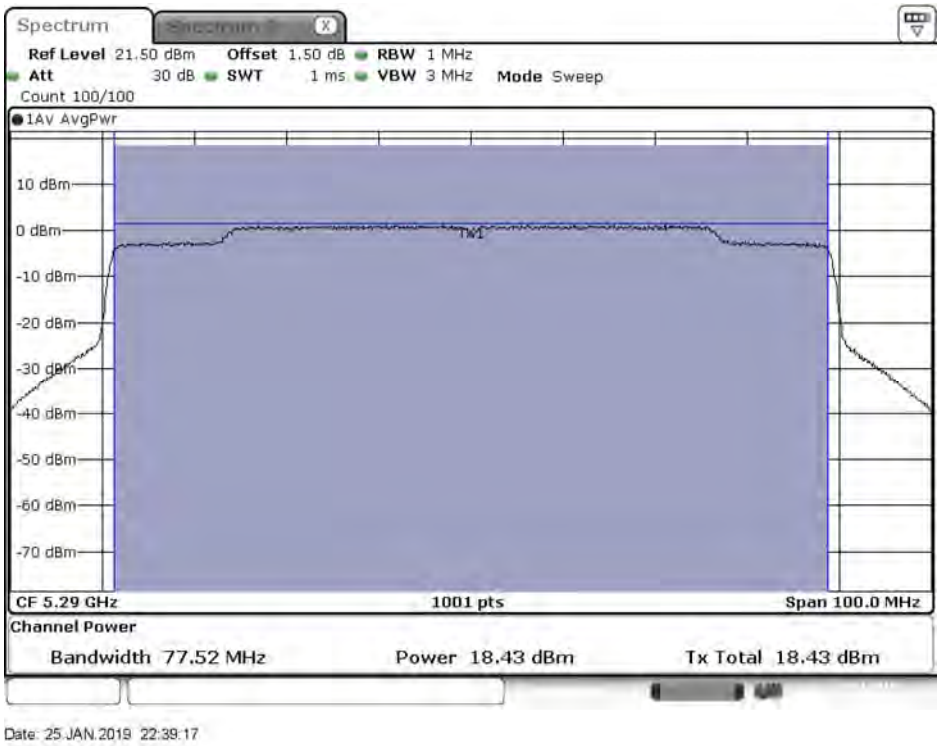

Maximum conducted output power:

Channel 106

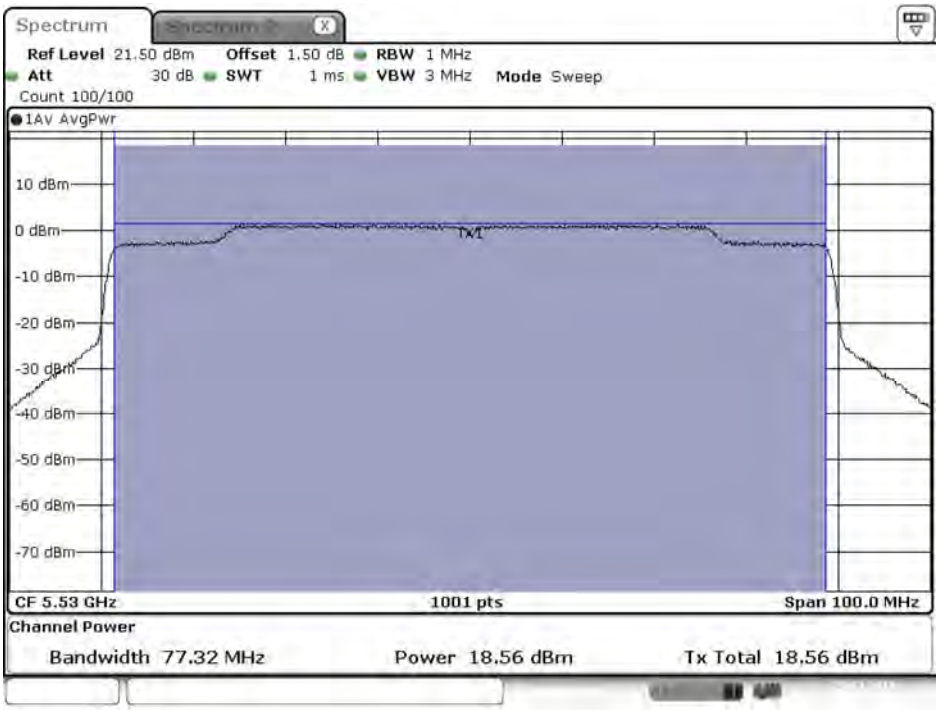

Maximum conducted output power:

Channel 122

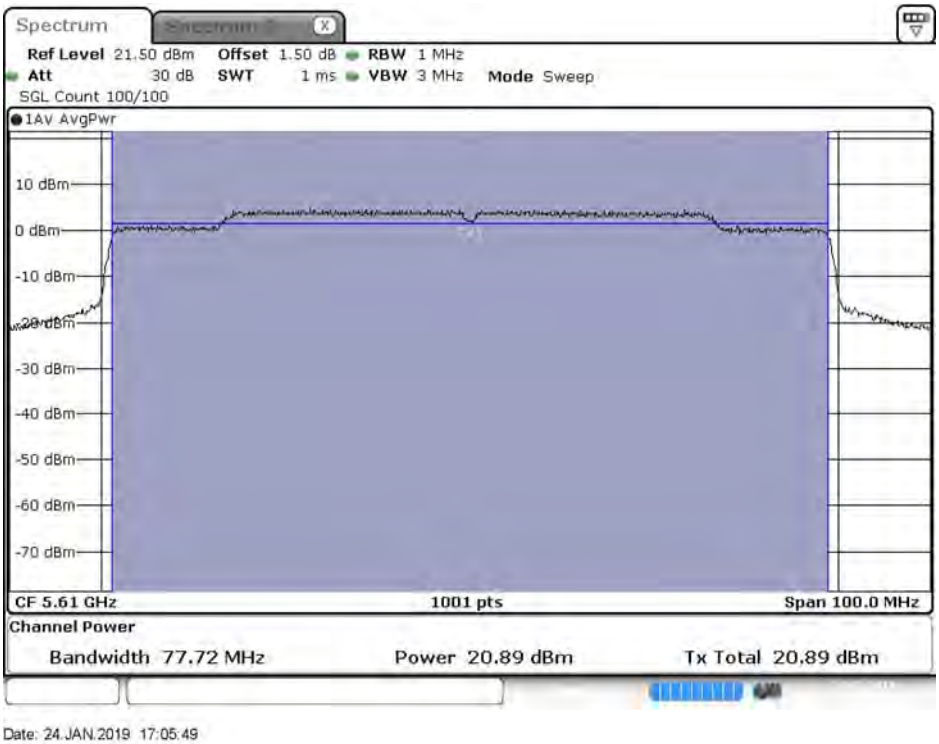

Maximum conducted output power:

Channel 138 (U-NII-2C)

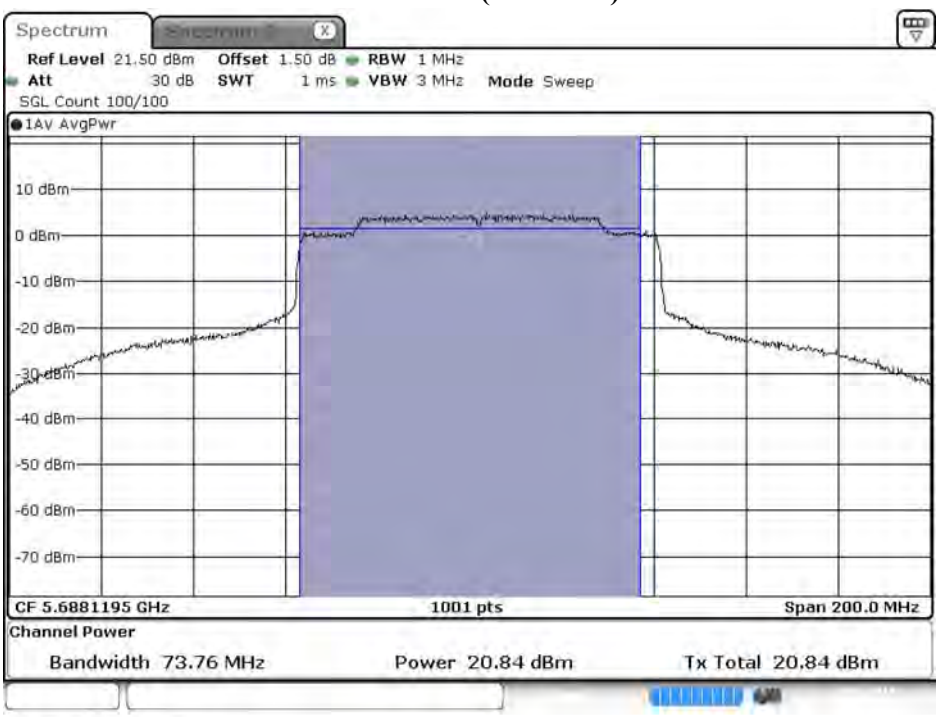

Date: 24.JAN.2019 17:07:44

Maximum conducted output power:

Channel 138 (U-NII-3)

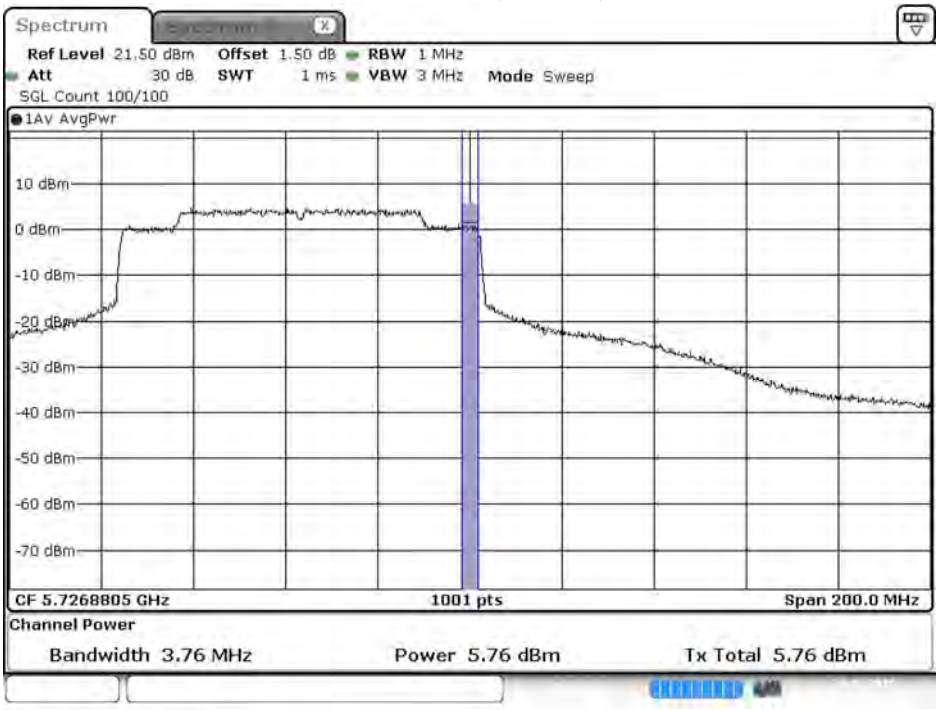

Date: 24.JAN.2019 17:08:08

Maximum conducted output power:

Channel 155

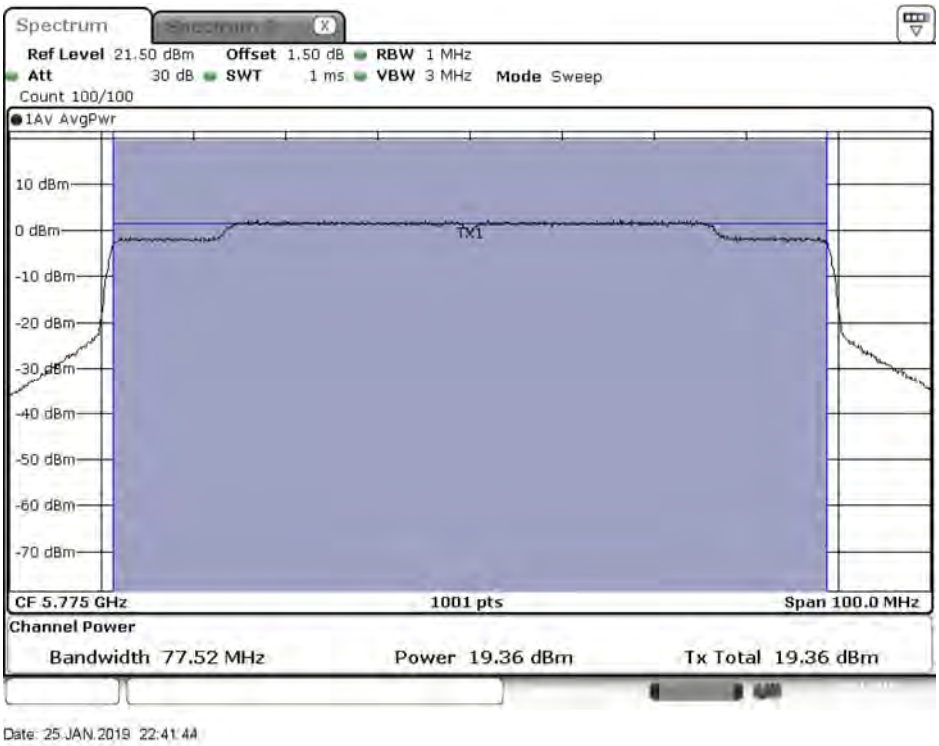

待測物名稱：Intel® Wi-Fi 6 AX200
待測物型號：AX200D2WL　　測試項目：峰值發射功率
測試頻道：--　　測試模式：Mode 2: SISO B: 發射器 802.11ax-160BW
6 dB 頻寬：1MHz　　視頻頻寬：3MHz
檢測器：峰值　　環境溫度：21 ℃
測試日期：108 年 01 月 24 日　　環境濕度：53 %

Cable loss=1.5dB		Maximum conducted output power											
Channel No	Frequency (MHz)	Data Rate											
		MCS0	MCS1	MCS2	MCS3	MCS4	MCS5	MCS6	MCS7	MCS8	MCS9	MCS10	MCS11
50 (U-NII-1)	5250	13.66	13.62	13.58	13.54	13.49	13.43	13.38	13.33	13.29	13.25	13.19	13.15
50 (U-NII-2A)	5250	13.78	13.74	13.69	13.62	13.57	13.52	13.48	13.42	13.37	13.32	13.28	13.22
114	5570	17.82	17.77	13.74	13.69	13.64	13.59	13.55	13.51	13.47	13.42	13.38	13.34

Note: Maximum conducted output power Value =Reading value on Spectrum Analyzer + cable loss

Maximum conducted output power Measurement:

Channel No	Frequency Range (MHz)	99% Bandwidth (MHz)	Output Power (dBm)	Output Power Limit	
				(dBm)	dBm+10log(BW)
50 (U-NII-1)	5250	--	13.66	24	--
50 (U-NII-2A)	5250	79.720	13.78	24	30.02
114	5570	166.434	17.82	24	33.21

99% Occupied Bandwidth:

Channel 50

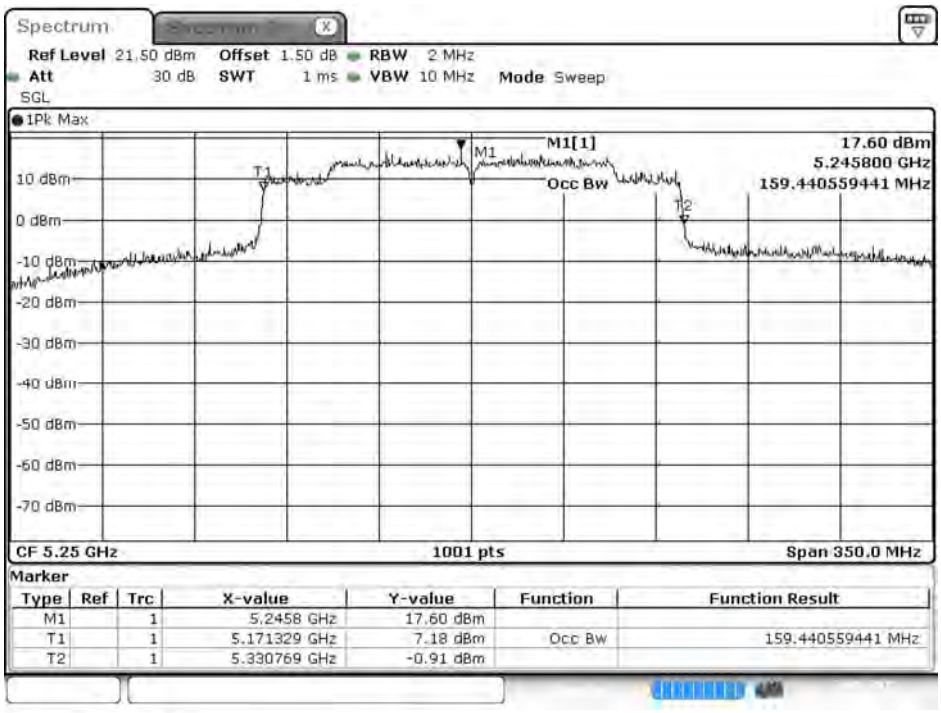

Date: 24.JAN.2019 16:48:39

Channel 114

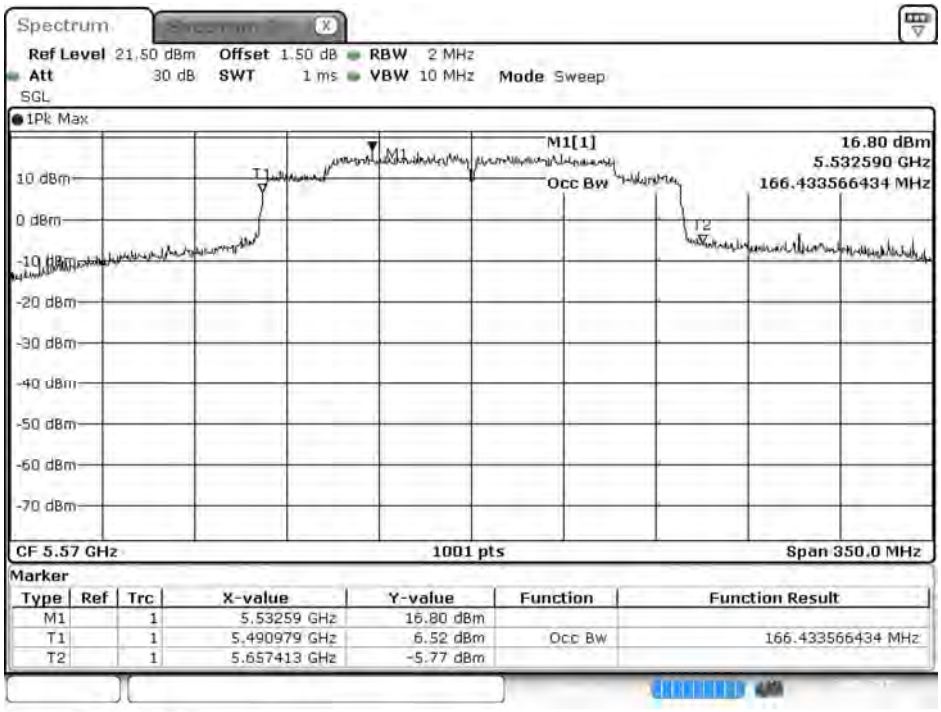

Date: 24.JAN.2019 16:50:50

Maximum conducted output power:

Channel 50 (U-NII-1)

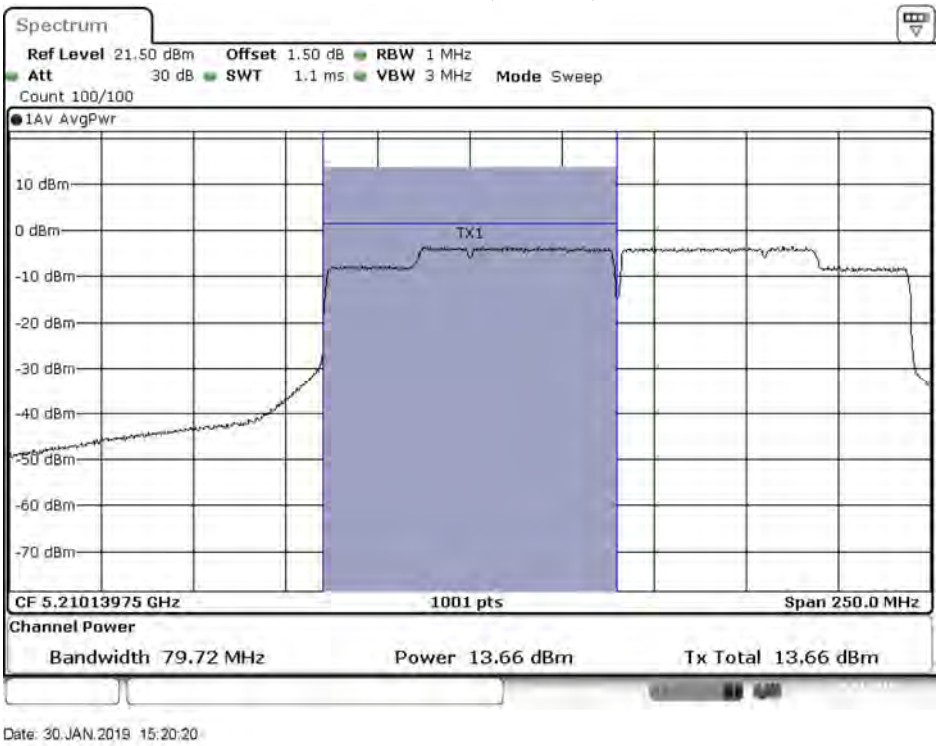

Maximum conducted output power:
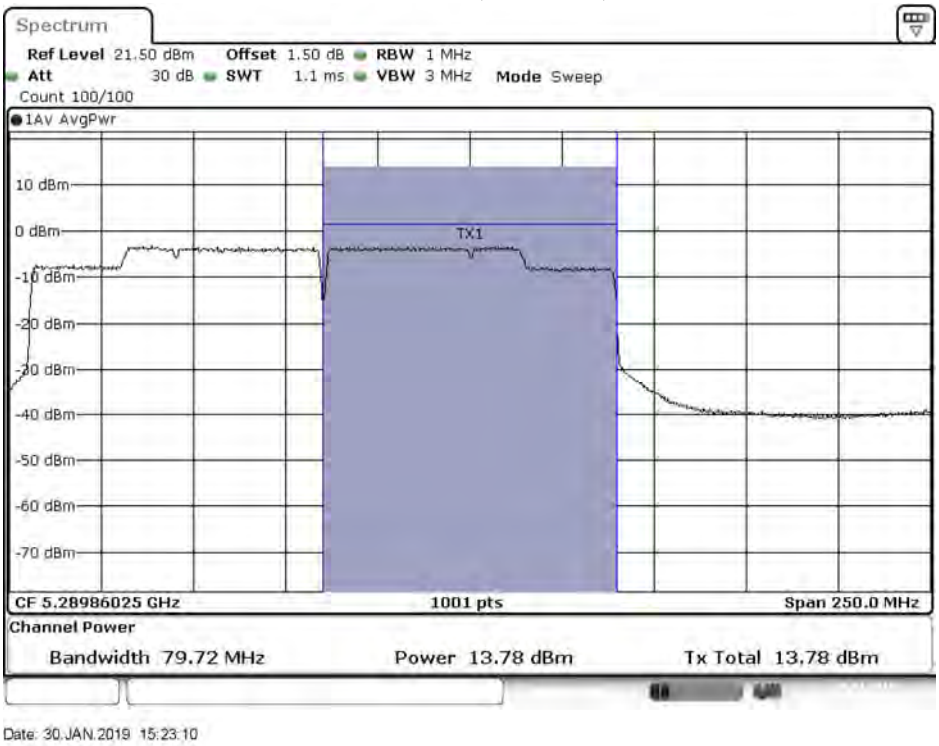
Channel 50 (U-NII-2A)