NCC Test Report

Equipment	:	網路攝影機
Brand Name	:	**Cisco Systems, Inc.**
Model Name	:	**MV72-HW**
Applicant	:	台灣思科系統股份有限公司 台北市信義路四段 **460** 號 **12** 樓
Manufacturer	:	**Cisco Systems** **170 West Tasman Drive San Jose, CA.** **95134 United States**
Standard	:	**LP0002 Section 3.10 (2018-01-10)**

The product was received on May 28, 2018, and testing was started from Jun. 16, 2018 and completed on Jun. 20, 2018. We, SPORTON INTERNATIONAL INC. EMC & Wireless Communications Laboratory, would like to declare that the tested sample has been evaluated in accordance with the procedures given in ANSI C63.10-2013 and shown compliance with the applicable technical standards.

The report must not be used by the client to claim product certification, approval, or endorsement by TAF or any agency of government.

The test results in this report apply exclusively to the tested model / sample. Without written approval of SPORTON INTERNATIONAL INC. EMC & Wireless Communications Laboratory, the test report shall not be reproduced except in full.

Allen Lin

Approved by: Allen Lin

SPORTON INTERNATIONAL INC. EMC & Wireless Communications Laboratory

No. 52, Huaya 1st Rd., Guishan Dist., Taoyuan City, Taiwan (R.O.C.)

Table of Contents

HISTORY OF THIS TEST REPORT **3**

SUMMARY OF TEST RESULT **4**

1 GENERAL DESCRIPTION **5**

1.1 Information 5
1.2 Testing Applied Standards 7
1.3 Testing Location Information 7
1.4 Measurement Uncertainty 7

2 TEST CONFIGURATION OF EUT **8**

2.1 Test Condition 8
2.2 Test Channel Mode 8
2.3 The Worst Case Measurement Configuration 9
2.4 Support Equipment 10
2.5 Test Setup Diagram 11

3 TRANSMITTER TEST RESULT **13**

3.1 AC Power-line Conducted Emissions 13
3.2 DTS Bandwidth 14
3.3 Maximum Conducted Output Power 15
3.4 Power Spectral Density 17
3.5 Emissions in Non-restricted Frequency Bands 18
3.6 Emissions in Restricted Frequency Bands 19
3.7 Receiver Radiated Spurious Emissions 23

4 TEST EQUIPMENT AND CALIBRATION DATA **26**

APPENDIX A. TEST RESULTS OF AC POWER-LINE CONDUCTED EMISSIONS

APPENDIX B. TEST RESULTS OF DTS BANDWIDTH

APPENDIX C. TEST RESULTS OF MAXIMUM CONDUCTED OUTPUT POWER

APPENDIX D. TEST RESULTS OF POWER SPECTRAL DENSITY

APPENDIX E. TEST RESULTS OF EMISSIONS IN NON-RESTRICTED FREQUENCY BANDS

APPENDIX F. TEST RESULTS OF EMISSIONS IN RESTRICTED FREQUENCY BANDS

APPENDIX G. TEST RESULTS OF RADIATED EMISSION CO-LOCATION

APPENDIX H. TEST RESULTS OF RECEIVER RADIATED UNWANTED EMISSIONS

TEST SETUP PHOTOS V01

PHOTOGRAPHS OF EUT V01

History of this test report

Report No.	Version	Description	Issued Date
TR851628AC	01	Initial issue of report	Sep. 18, 2018

Summary of Test Result

Report Clause	Ref. Std. Clause	Test Items	Result (PASS/FAIL)	Remark
1.1.2	3.10.1.4	Antenna Requirement	PASS	LP0002-2.2
3.1	2.3	AC Power-line Conducted Emissions	PASS	LP0002-2.3
3.2	3.10.1.6	DTS Bandwidth	PASS	≥500kHz
3.3	3.10.1.2	Maximum Conducted Output Power	PASS	Power [dBm]: 30
3.4	3.10.1.6	Power Spectral Density	PASS	PSD [dBm/3kHz]: 8
3.5	3.10.1.5	Emissions in Non-restricted Frequency Bands	PASS	Non-Restricted Bands: > 30 dBc
3.6	3.10.1.5	Emissions in Restricted Frequency Bands	PASS	Restricted Bands: LP0002-2.8
3.7	2.11	Receiver Radiated Unwanted Emissions	PASS	Restricted Bands: LP0002-2.8

Reviewed by: Sam Tsai

Report Producer: Debby Hung

1 General Description

1.1 Information

1.1.1 RF General Information

Frequency Range (MHz)	IEEE Std. 802.11	Ch. Frequency (MHz)	Channel Number
2400-2483.5	b, g, n (HT20)	2412-2462	1-11 [11]
2400-2483.5	n (HT40)	2422-2452	3-9 [7]

Band	Mode	BWch (MHz)	Nant
2.4-2.4835GHz	802.11b	20	1TX
2.4-2.4835GHz	802.11g	20	1TX
2.4-2.4835GHz	802.11n HT20	20	1TX
2.4-2.4835GHz	802.11n HT40	40	1TX

Note:
- 11b mode uses a combination of DSSS-DBPSK, DQPSK, CCK modulation.
- 11g, HT20 and HT40 use a combination of OFDM-BPSK, QPSK, 16QAM, 64QAM modulation.
- BWch is the nominal channel bandwidth.

1.1.2 Antenna Information

Ant.	Brand	Model Name	Antenna Type	Connector
1	LYNwave	ALX18F-222AA1-00	PIFA Antenna	I-PEX
2	LYNwave	ALX18F-222AA0-00	PIFA Antenna	I-PEX

Ant.	Gain (dBi)		
	2.4G	5G	BT
1	3.6	4.9	-
2	5.2	4.9	5.2

For 2.4 GHz function:

For IEEE 802.11 b/g/n mode (1TX/1RX)

Support diversity function and pre-tested on each single chain, the worst case was Ant. 2 and it was record in this test report.

For 5 GHz function:

For IEEE 802.11 a/n/ac mode (1TX/1RX)

Support diversity function and pre-tested on each single chain, the worst case was Ant. 1 and it was record in this test report.

For Bluetooth function:

For IEEE 802.15.1 Bluetooth mode (1TX/1RX)

Ant. 2 could transmit/receive simultaneously.

1.1.3 EUT Information

Operational Condition				
EUT Power Type	From PoE			
EUT Function	☒	Point-to-multipoint	☐	Point-to-point
Beamforming Function	☐	With beamforming	☒	Without beamforming

Type of EUT		
☒	Stand-alone	
☐	Combined (EUT where the radio part is fully integrated within another device)	
	Combined Equipment - Brand Name / Model No.:	…
☐	Plug-in radio (EUT intended for a variety of host systems)	
	Host System - Brand Name / Model No.:	…
☐	Other:	

1.1.4 Mode Test Duty Cycle

Mode	DC	DCF(dB)	T(s)	VBW(Hz) ≥ 1/T
802.11b	0.975	0.11	8.226m	300
802.11g	0.875	0.58	1.366m	1k
802.11n HT20	0.866	0.625	1.278m	1k
802.11n HT40	0.748	1.261	637.5u	3k

1.2 Testing Applied Standards

According to the specifications of the manufacturer, the EUT must comply with the requirements of the following standards:

- NCC LP0002 (2018-01-10)
- ANSI C63.10-2013
- KDB 558074 D01 v05
- ANSI C63.4-2014

1.3 Testing Location Information

Testing Location					
☒	HWA YA	ADD :	No. 52, Huaya 1st Rd., Guishan Dist., Taoyuan City, Taiwan (R.O.C.)		
		TEL :	886-3-327-3456	FAX :	886-3-327-0973
☐	JHUBEI	ADD :	No.8, Ln. 724, Bo'ai St., Zhubei City, Hsinchu County, Taiwan (R.O.C.)		
		TEL :	886-3-656-9065	FAX :	886-3-656-9085

Test Condition	Test Site No.	Test Engineer	Test Environment	Test Date
RF Conducted	TH01-HY	Randy	23.3°C / 65%	16/Jun/2018
Radiated	03CH09-HY	Andy	22.6°C / 62%	20/Jun/2018
AC Conduction	CO04-HY	Jeff	22.6°C / 62%	20/Jun/2018

1.4 Measurement Uncertainty

ISO/IEC 17025 requires that an estimate of the measurement uncertainties associated with the emissions test results be included in the report. The measurement uncertainties given below are based on a 95% confidence level (based on a coverage factor (k=2)

Test Items	Uncertainty	Remark
Conducted Emission (150kHz ~ 30MHz)	3.6 dB	Confidence levels of 95%
Radiated Emission (9kHz ~ 30MHz)	3.0 dB	Confidence levels of 95%
Radiated Emission (30MHz ~ 1,000MHz)	4.3 dB	Confidence levels of 95%
Radiated Emission (1GHz ~ 18GHz)	3.9 dB	Confidence levels of 95%
Radiated Emission (18GHz ~ 40GHz)	3.5 dB	Confidence levels of 95%
Conducted Emission	1.3 dB	Confidence levels of 95%
Temperature	0.7 ℃	Confidence levels of 95%
Humidity	4 %	Confidence levels of 95%

2 Test Configuration of EUT

2.1 Test Condition

RF Conducted	Abbreviation	Remark
TnomVnom	Tnom	20°C
-	Vnom	120V

2.2 Test Channel Mode

Test Software Version	QRCT V3.0.210.0

Mode	PowerSetting
802.11b_Nss1,(1Mbps)_1TX(Port2)	-
2412MHz	21
2437MHz	21
2462MHz	21
802.11g_Nss1,(6Mbps)_1TX(Port2)	-
2412MHz	18.5
2417MHz	21
2437MHz	21
2452MHz	21
2457MHz	18.5
2462MHz	16.5
802.11n HT20_Nss1,(MCS0)_1TX(Port2)	-
2412MHz	18
2417MHz	21
2437MHz	21
2447MHz	21
2452MHz	19.5
2457MHz	18
2462MHz	16
802.11n HT40_Nss1,(MCS0)_1TX(Port2)	-
2422MHz	17
2427MHz	18
2432MHz	19
2437MHz	18.5
2442MHz	17.5
2447MHz	17
2452MHz	16

2.3 The Worst Case Measurement Configuration

The Worst Case Mode for Following Conformance Tests	
Tests Item	AC power-line conducted emissions
Condition	AC power-line conducted measurement for line and neutral
Operating Mode	CTX/CRX
1	PoE mode

The Worst Case Mode for Following Conformance Tests	
Tests Item	DTS Bandwidth Maximum Conducted Output Power Power Spectral Density Emissions in Non-restricted Frequency Bands
Test Condition	Conducted measurement at transmit chains
Higher gain antenna was used to perform the worst configuration and result of that was recorded as the final test result.	

The Worst Case Mode for Following Conformance Tests		
Tests Item	Emissions in Restricted Frequency Bands Receiver Radiated Unwanted Emissions	
Test Condition	Radiated measurement If EUT consist of multiple antenna assembly (multiple antenna are used in EUT regardless of spatial multiplexing MIMO configuration), the radiated test should be performed with highest antenna gain of each antenna type.	
Operating Mode < 1GHz	CTX/CRX	
1	PoE mode	
Operating Mode > 1GHz	CTX/CRX	
Orthogonal Planes of EUT	**Y Plane**	**Z Plane**
Worst Planes of EUT	V	

The Worst Case Mode for Following Conformance Tests	
Tests Item	Simultaneous Transmission Analysis
Operating Mode	Normal Link
1	Bluetooth+WLAN 2.4GHz
2	Bluetooth+WLAN 5GHz
Refer to Sporton Test Report No.: Appendix G for Radiated Emission Co-location.	

2.4 Support Equipment

Support Equipment – RF Conducted				
No.	**Equipment**	**Brand Name**	**Model Name**	**FCC ID**
1	Notebook	DELL	E5410	R33002 / DOC
2	Adapter for NB	DELL	HA65NM130	R35737 / DOC
3	AC Source	GW	APS-9102	-

Support Equipment – Radiated Emission				
No.	**Equipment**	**Brand Name**	**Model Name**	**FCC ID**
1	PoE (remote)	CISCO	MA-INJ-4	-

Note.Support equipment No.1 was provided by customer.

Support Equipment – AC Conduction				
No.	**Equipment**	**Brand Name**	**Model Name**	**FCC ID**
1	PoE	CISCO	MA-INJ-4	-

Note.Support equipment No.1 was provided by customer.

2.5 Test Setup Diagram

Test Setup Diagram – AC Line Conducted Emission Test

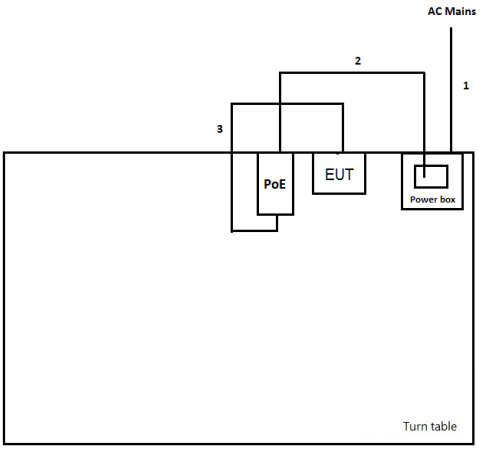

Item	Connection	Shielded	Length(m)	Remark
1	AC Power line	No	1	-
2	AC Power line	No	1.5	-
3	RJ45 Cable	No	1.2	-

Test Setup Diagram - Radiated Test - TX

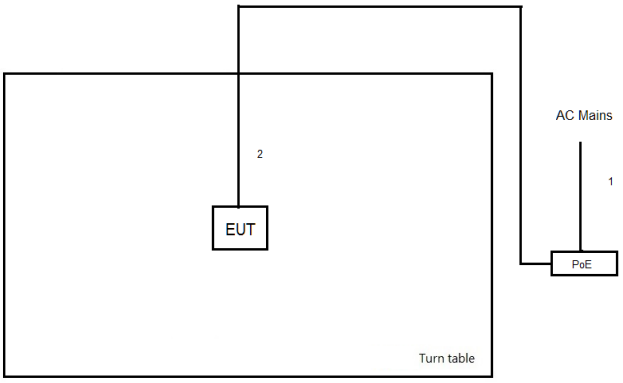

Item	Connection	Shielded	Length(m)	Remark
1	AC Power line	No	1	-
2	RJ45 Cable	No	10	-

Test Setup Diagram - Radiated Test - RX

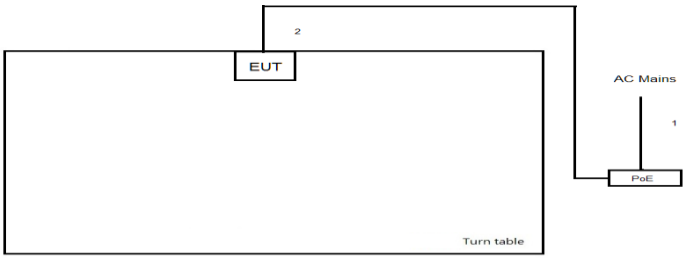

Item	Connection	Shielded	Length(m)	Remark
1	AC Power line	No	1	-
2	RJ45 Cable	No	10	-

3 Transmitter Test Result

3.1 AC Power-line Conducted Emissions

3.1.1 AC Power-line Conducted Emissions Limit

AC Power-line Conducted Emissions Limit		
Frequency Emission (MHz)	**Quasi-Peak**	**Average**
0.15-0.5	66 - 56 *	56 - 46 *
0.5-5	56	46
5-30	60	50
Note 1: * Decreases with the logarithm of the frequency.		

3.1.2 Measuring Instruments

Refer a test equipment and calibration data table in this test report.

3.1.3 Test Procedures

Test Method
☒ Refer as ANSI C63.10-2013, clause 6.2 for AC power-line conducted emissions.

3.1.4 Test Setup

AC Power-line Conducted Emissions

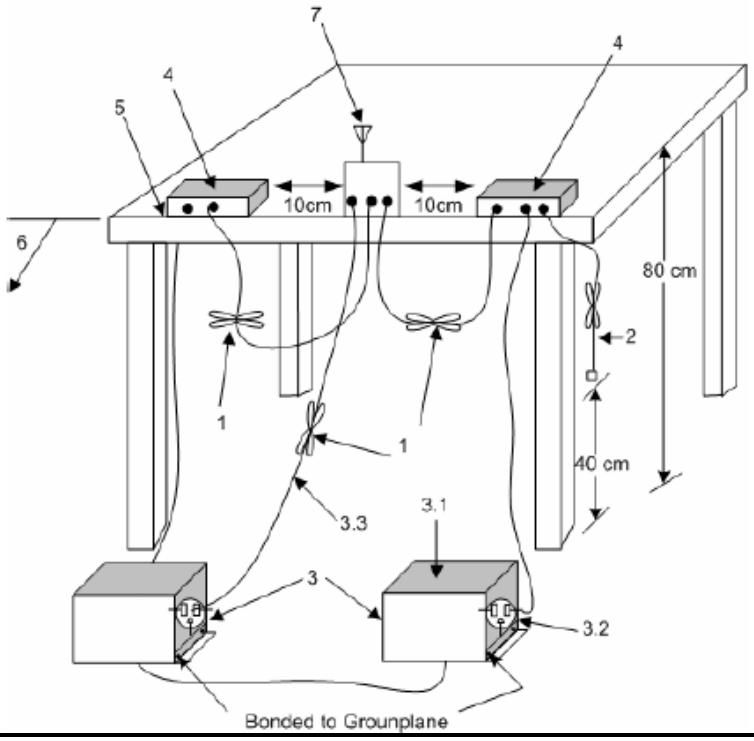

3.1.5 Test Result of AC Power-line Conducted Emissions

Refer as Appendix A

3.2 DTS Bandwidth

3.2.1 6dB Bandwidth Limit

6dB Bandwidth Limit
Systems using digital modulation techniques:
▪ 6 dB bandwidth ≥ 500 kHz.

3.2.2 Measuring Instruments

Refer a test equipment and calibration data table in this test report.

3.2.3 Test Procedures

Test Method	
▪ For the emission bandwidth shall be measured using one of the options below:	
	☒ Refer as KDB 558074. clause 8.2 (11.9.2.2 of ANSI C63.10) DTS bandwidth measurement.
	☐ Refer as RSS-Gen, clause 6.7 for for occupied bandwidth testing.
	☐ Refer as ANSI C63.10, clause 6.9.3 for occupied bandwidth testing.

3.2.4 Test Setup

Emission Bandwidth



3.2.5 Test Result of Emission Bandwidth

Refer as Appendix B

3.3 Maximum Conducted Output Power

3.3.1 Maximum Conducted Output Power Limit

Maximum Conducted Output Power Limit		
	▪ If $G_{TX} \leq 6$ dBi, then $P_{Out} \leq 30$ dBm (1 W)	
	▪ Point-to-multipoint systems (P2M): If $G_{TX} > 6$ dBi, then $P_{Out} = 30 – (G_{TX} – 6)$ dBm	
	▪ Point-to-point systems (P2P): If $G_{TX} > 6$ dBi, then $P_{Out} = 30 – (G_{TX} – 6)/3$ dBm	
	▪ Smart antenna system (SAS):	
		- Single beam: If $G_{TX} > 6$ dBi, then $P_{Out} = 30 – (G_{TX} – 6)/3$ dBm
		- Overlap beam: If $G_{TX} > 6$ dBi, then $P_{Out} = 30 – (G_{TX} – 6)/3$ dBm
		- Aggregate power on all beams: If $G_{TX} > 6$ dBi, then $P_{Out} = 30 – (G_{TX} – 6)/3 + 8$dB dBm
e.i.r.p. Power Limit:		
▪ 2400-2483.5 MHz Band		
	▪ Point-to-multipoint systems (P2M): $P_{eirp} \leq 36$ dBm (4 W)	
	▪ Point-to-point systems (P2P): $P_{eirp} \leq MAX(36, [P_{Out} + G_{TX}])$ dBm	
	▪ Smart antenna system (SAS)	
		- Single beam: $P_{eirp} \leq MAX(36, P_{Out} + G_{TX})$ dBm
		- Overlap beam: $P_{eirp} \leq MAX(36, P_{Out} + G_{TX})$ dBm
		- Aggregate power on all beams: $P_{eirp} \leq MAX(36, [P_{Out} + G_{TX} + 8])$ dBm
P_{Out} = maximum peak conducted output power or maximum conducted output power in dBm, **G_{TX}** = the maximum transmitting antenna directional gain in dBi.		

3.3.2 Measuring Instruments

Refer a test equipment and calibration data table in this test report.

3.3.3 Test Procedures

Test Method	
▪ Maximum Peak Conducted Output Power	
	☐ Refer as KDB 558074, clause 8.3.1.1 (11.9.1.1 of ANSI C63.10) RBW ≥ EBW method.
	☐ Refer as KDB 558074, clause 8.3.1.2 (11.9.1.2 of ANSI C63.10) integrated band power method.
	☐ Refer as KDB 558074, clause 8.3.1.3 (11.9.1.3 of ANSI C63.10) peak power meter.
▪ Maximum Average Conducted Output Power	
	☐ Refer as KDB 558074, clause 8.3.2.2 (11.9.2.2 of ANSI C63.10) using a spectrum analyzer.
	☒ Refer as KDB 558074, clause 8.3.2.3 (11.9.2.3 of ANSI C63.10) using a power meter.
▪ For conducted measurement.	
	▪ If the EUT supports multiple transmit chains using options given below: Refer as KDB 662911, In-band power measurements. Using the measure-and-sum approach, measured all transmit ports individually. Sum the power (in linear power units e.g., mW) of all ports for each individual sample and save them.
	▪ If multiple transmit chains, EIRP calculation could be following as methods: $P_{total} = P_1 + P_2 + \ldots + P_n$ (calculated in linear unit [mW] and transfer to log unit [dBm]) $EIRP_{total} = P_{total} + DG$

3.3.4 Test Setup

Maximum Conducted Output Power (Power Meter)

3.3.5 Test Result of Maximum Conducted Output Power

Refer as Appendix C

3.4 Power Spectral Density

3.4.1 Power Spectral Density Limit

Power Spectral Density Limit
▪ Power Spectral Density (PSD) ≤ 8 dBm/3kHz

3.4.2 Measuring Instruments

Refer a test equipment and calibration data table in this test report.

3.4.3 Test Procedures

Test Method		
▪ Peak power spectral density procedures that the same method as used to determine the conducted output power. If maximum peak conducted output power was measured to demonstrate compliance to the output power limit, then the peak PSD procedure below (Method PKPSD) shall be used. If maximum conducted output power was measured to demonstrate compliance to the output power limit, then one of the average PSD procedures shall be used, as applicable based on the following criteria (the peak PSD procedure is also an acceptable option).		
	☒ Refer as KDB 558074, clause 8.4 (11.10 of ANSI C63.10) Method PKPSD.	
▪ For conducted measurement.		
	▪ If The EUT supports multiple transmit chains using options given below:	
		▪ Measure and sum the spectra across the outputs. Refer as KDB 662911, In-band power spectral density (PSD). Sample all transmit ports simultaneously using a spectrum analyzer for each transmit port. Where the trace bin-by-bin of each transmit port summing can be performed. (i.e., in the first spectral bin of output 1 is summed with that in the first spectral bin of output 2 and that from the first spectral bin of output 3, and so on up to the NTX output to obtain the value for the first frequency bin of the summed spectrum.). Add up the amplitude (power) values for the different transmit chains and use this as the new data trace.

3.4.4 Test Setup

Power Spectral Density


3.4.5 Test Result of Power Spectral Density

Refer as Appendix D

3.5 Emissions in Non-restricted Frequency Bands

3.5.1 Emissions in Non-restricted Frequency Bands Limit

Un-restricted Band Emissions Limit	
RF output power procedure	**Limit (dB)**
Peak output power procedure	20
Average output power procedure	30

Note 1: If the peak output power procedure is used to measure the fundamental emission power to demonstrate compliance to requirements, then the peak conducted output power measured within any 100 kHz outside the authorized frequency band shall be attenuated by at least 20 dB relative to the maximum measured in-band peak PSD level.

Note 2: If the average output power procedure is used to measure the fundamental emission power to demonstrate compliance to requirements, then the power in any 100 kHz outside of the authorized frequency band shall be attenuated by at least 30 dB relative to the maximum measured in-band average PSD level.

3.5.2 Measuring Instruments

Refer a test equipment and calibration data table in this test report.

3.5.3 Test Procedures

Test Method
▪ Refer as KDB 558074, clause 8.5 (11.11 of ANSI C63.10) for non-restricted frequency bands.

3.5.4 Test Setup

Emissions in Non-restricted Frequency Bands

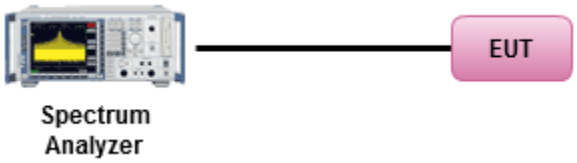

3.5.5 Test Result of Emissions in Non-restricted Frequency Bands

Refer as Appendix E

3.6 Emissions in Restricted Frequency Bands

3.6.1 Emissions in Restricted Frequency Bands Limit

Restricted Band Emissions Limit			
Frequency Range (MHz)	**Field Strength (uV/m)**	**Field Strength (dBuV/m)**	**Measure Distance (m)**
0.009~0.490	2400/F(kHz)	48.5 - 13.8	300
0.490~1.705	24000/F(kHz)	33.8 - 23	30
1.705~30.0	30	29	30
30~88	100	40	3
88~216	150	43.5	3
216~960	200	46	3
Above 960	500	54	3

Note 1: Test distance for frequencies at or above 30 MHz, measurements may be performed at a distance other than the limit distance provided they are not performed in the near field and the emissions to be measured can be detected by the measurement equipment. When performing measurements at a distance other than that specified, the results shall be extrapolated to the specified distance using an extrapolation factor of 20 dB/decade (inverse of linear distance for field-strength measurements, inverse of linear distance-squared for power-density measurements).

Note 2: Test distance for frequencies at below 30 MHz, measurements may be performed at a distance closer than the EUT limit distance; however, an attempt should be made to avoid making measurements in the near field. When performing measurements below 30 MHz at a closer distance than the limit distance, the results shall be extrapolated to the specified distance by either making measurements at a minimum of two or more distances on at least one radial to determine the proper extrapolation factor or by using the square of an inverse linear distance extrapolation factor (40 dB/decade). The test report shall specify the extrapolation method used to determine compliance of the EUT.

Note 3: Using the distance of 1m during the test for above 18 GHz, and the test value to correct for the distance factor at 3m.

3.6.2 Measuring Instruments

Refer a test equipment and calibration data table in this test report.

3.6.3 Test Procedures

Test Method	
▪ The average emission levels shall be measured in [duty cycle ≥ 98 or duty factor].	
▪ Refer as ANSI C63.10, clause 6.10.3 band-edge testing shall be performed at the lowest frequency channel and highest frequency channel within the allowed operating band.	
▪ For the transmitter unwanted emissions shall be measured using following options below:	
	▪ Refer as KDB 558074, clause 12.2.5.3 (11.11 of ANSI C63.10) for restricted frequency bands.
▪ For the transmitter band-edge emissions shall be measured using following options below:	
	▪ Refer as KDB 558074 clause 8.7.1, When the performing peak or average radiated measurements, emissions within 2 MHz of the authorized band edge may be measured using the marker-delta method described below.
	▪ Refer as KDB 558074, clause 8.7.2 (6.10.6 of ANSI C63.10) for marker-delta method for band-edge measurements.
	▪ Refer as KDB 558074, clause 8.7.3 for narrower resolution bandwidth (100kHz) using the band power and summing the spectral levels (i.e., 1 MHz).

3.6.4 Test Setup

Emissions in Restricted Frequency Bands

9kHz ~30MHz

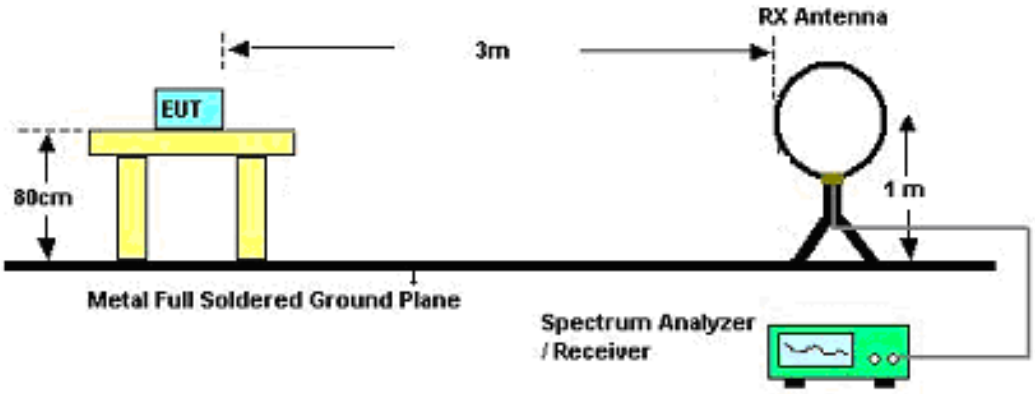

30MHz~1GHz

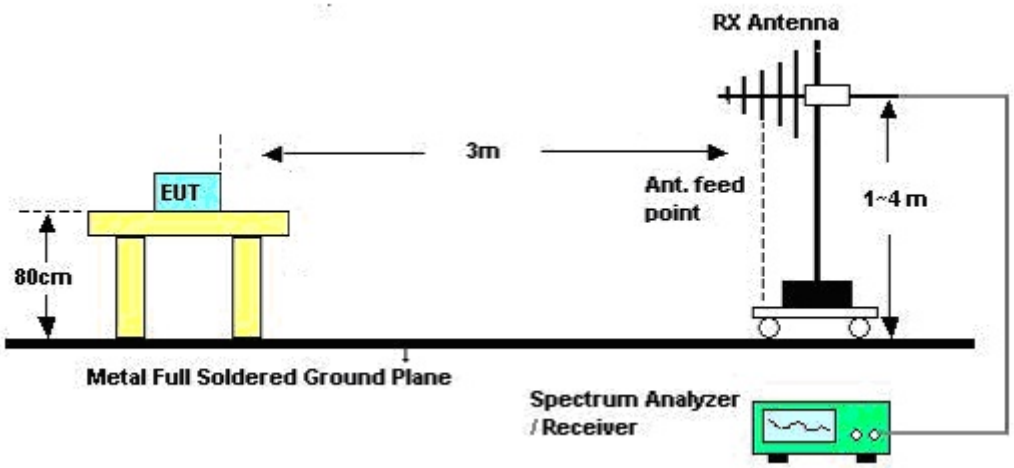

Above 1GHz

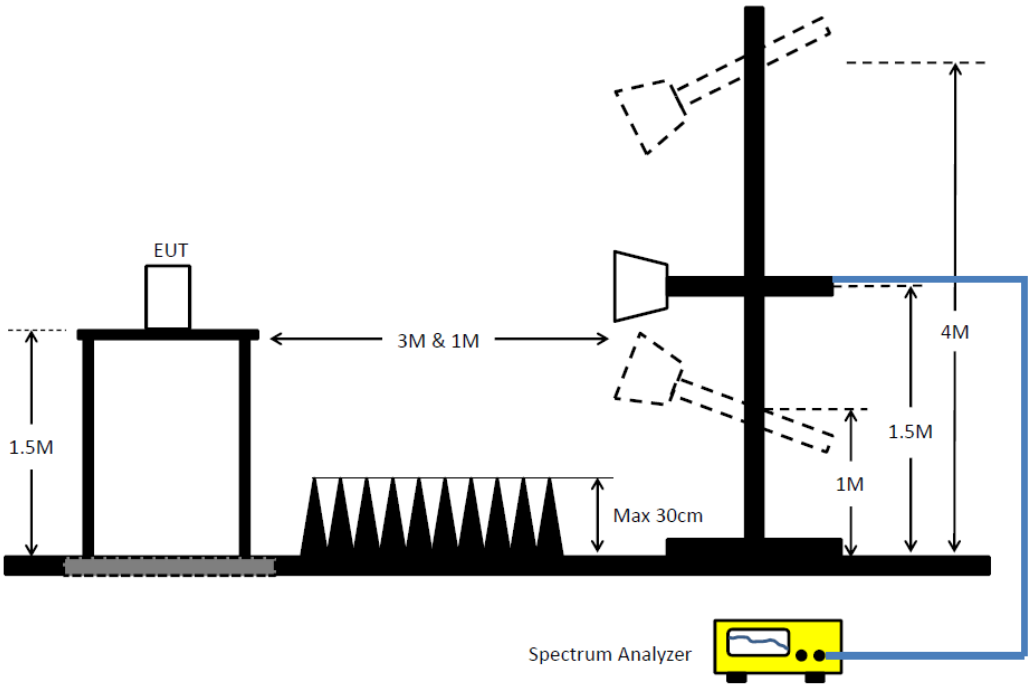

3.6.5 Test Result of Emissions in Restricted Frequency Bands (Below 30MHz)

The amplitude of spurious emissions which are attenuated by more than 20dB below the permissible value has no need to be reported.

3.6.6 Test Result of Emissions in Restricted Frequency Bands

Refer as Appendix F

3.7 Receiver Radiated Spurious Emissions

3.7.1 Receiver in Radiated Spurious Emissions Limit

Restricted Spurious Emissions Limit			
Frequency Range (MHz)	**Field Strength (uV/m)**	**Field Strength (dBuV/m)**	**Measure Distance (m)**
0.009~0.490	2400/F(kHz)	48.5 - 13.8	300
0.490~1.705	24000/F(kHz)	33.8 - 23	30
1.705~30.0	30	29	30
30~88	100	40	3
88~216	150	43.5	3
216~960	200	46	3
Above 960	500	54	3

Note 1: Test distance for frequencies at or above 30 MHz, measurements may be performed at a distance other than the limit distance provided they are not performed in the near field and the emissions to be measured can be detected by the measurement equipment. When performing measurements at a distance other than that specified, the results shall be extrapolated to the specified distance using an extrapolation factor of 20 dB/decade (inverse of linear distance for field-strength measurements, inverse of linear distance-squared for power-density measurements).

Note 2: Test distance for frequencies at below 30 MHz, measurements may be performed at a distance closer than the EUT limit distance; however, an attempt should be made to avoid making measurements in the near field. When performing measurements below 30 MHz at a closer distance than the limit distance, the results shall be extrapolated to the specified distance by either making measurements at a minimum of two or more distances on at least one radial to determine the proper extrapolation factor or by using the square of an inverse linear distance extrapolation factor (40 dB/decade). The test report shall specify the extrapolation method used to determine compliance of the EUT.

3.7.2 Measuring Instruments

Refer a test equipment and calibration data table in this test report.

3.7.3 Test Procedures

Test Method	
☒	The search for spurious emissions shall be from the lowest frequency internally generated or used in the receiver (e.g. local oscillator, intermediate or carrier frequency), or 30 MHz, whichever is higher, to at least 3 times the highest tuneable or local oscillator frequency, whichever is higher, without exceeding 40 GHz.
☒	Measurements may be performed at a distance other than the limit distance provided they are not performed in the near field and the emissions to be measured can be detected by the measurement equipment. When performing measurements at a distance other than that specified, the results shall be extrapolated to the specified distance using an extrapolation factor of 20 dB/decade (inverse of linear distance for field-strength measurements, inverse of linear distance-squared for power-density measurements).
☒	For radiated measurement, refer as ANSI C63.4, clause 8.3.
☒	Refer as ANSI C63.4, clause 8.3.1.1 and 8.3.2.1 for radiated emissions from below 30 MHz.
☒	Refer as ANSI C63.4, clause 8.3.1.1 and 8.3.2.1 for radiated emissions from 30 MHz-1 GHz. For the peak measurement is fully sufficient, as the max field strength as measured with the Peak-Detector meets the QP-Limit so that the QP level does not need to be reported in addition.
☒	Refer as ANSI C63.4, clause 8.3.1.2 and 8.3.2.2 for radiated emissions from above 1 GHz. For the peak measurement is fully sufficient, as the max field strength as measured with the Peak-Detector meets the AV-Limit so that the AV level does not need to be reported in addition.
☒	All amplitude of spurious emissions that are attenuated by more than 30 dB below the permissible value has no need to be reported.

3.7.4 Test Setup

Receiver Spurious and Out of Band Emissions (9 kHz - 30 MHz)

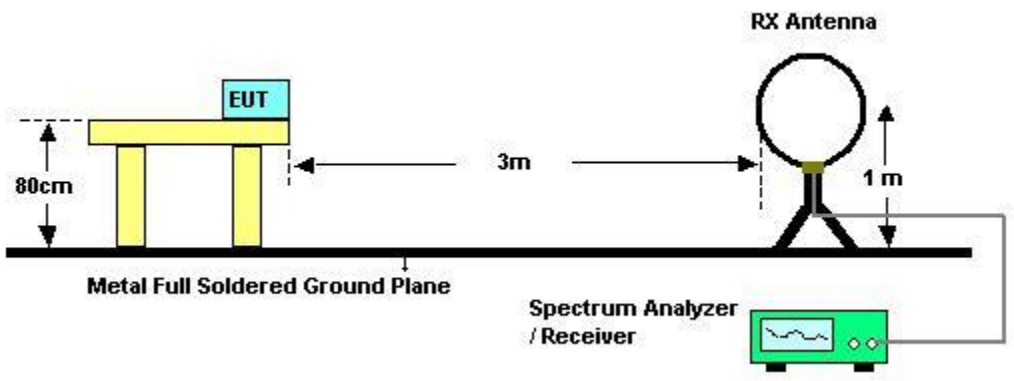

Receiver Radiated Unwanted Emissions (below 1GHz)

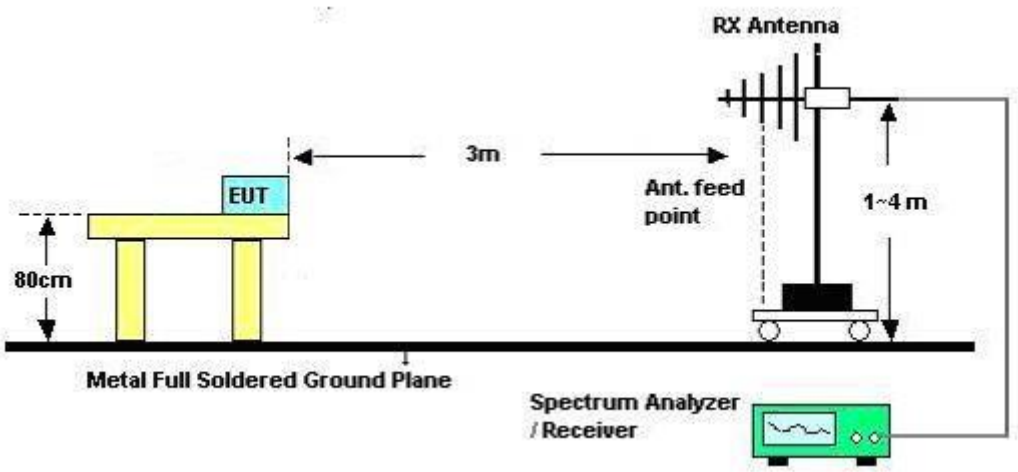

Receiver Radiated Unwanted Emissions (above 1GHz)

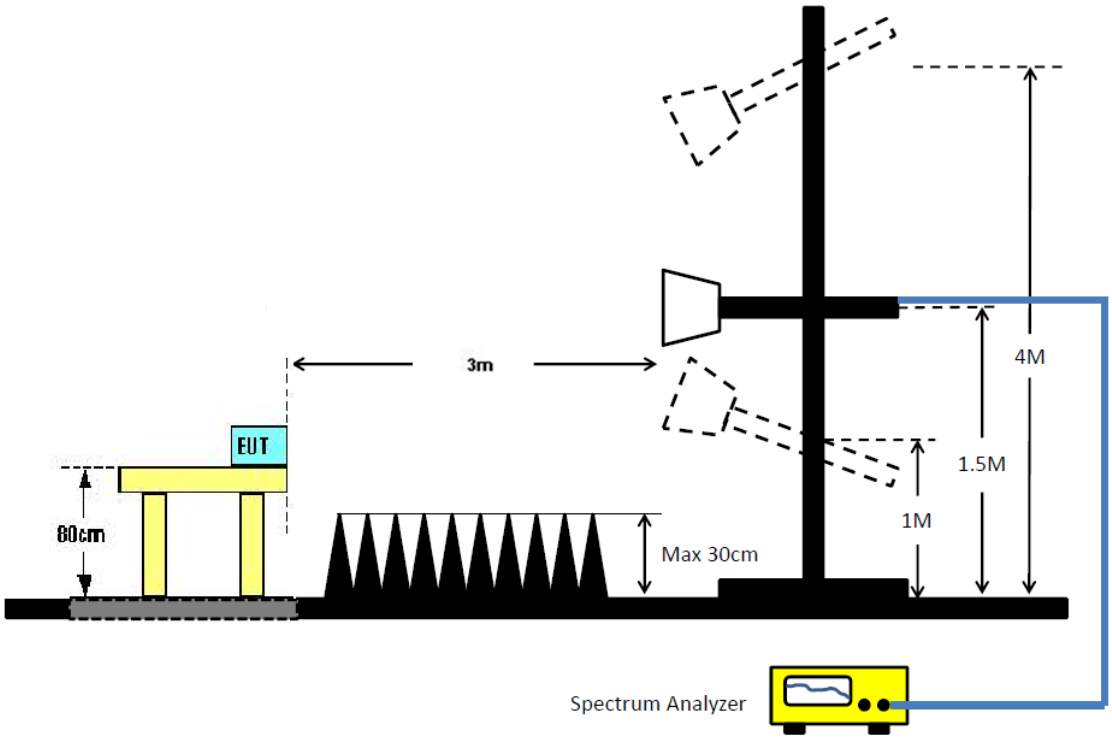

3.7.5 Receiver Radiated Unwanted Emissions (Below 30MHz)

The amplitude of spurious emissions which are attenuated by more than 20dB below the permissible value has no need to be reported.

3.7.6 Test Result of Receiver Radiated Unwanted Emissions

Refer as Appendix H

4 Test Equipment and Calibration Data

Instrument for AC Conduction

Instrument	Manufacturer	Model No.	Serial No.	Spec.	Calibration Date	Calibration Due Date
EMC Receiver	R&S	ESR3	102051	9KHz ~ 3.6GHz	03/May/2018	02/May/2019
LISN	R&S	ENV216	101295	9kHz ~ 30MHz	17/Nov/2017	16/Nov/2018
RF Cable-CON	HUBER+SUHNER	RG213/U	07611832020001	9kHz ~ 30MHz	06/Oct/2017	05/Oct/2018
AC POWER	APC	AFC-11005G	F310050055	47Hz~63Hz 5~300V	NCR	NCR
Impuls Begrenzer Pulse Limiter	SCHWARZBECK	VTSD 9561-F	9561-F041	9 kHz ~ 30 MHz	12/Oct/2017	11/Oct/2018

NCR : Non-Calibration Require

Instrument for Radiated Test

Instrument	Manufacturer	Model No.	Serial No.	Spec.	Calibration Date	Calibration Due Date
3m Semi Anechoic Chamber	TDK	SAC-3M	03CH09-HY	30MHz ~ 1GHz	23/Apr/2018	22/Apr/2019
3m Semi Anechoic Chamber	TDK	SAC-3M	03CH09-HY	1GHz ~ 18GHz	14/Jun/2018	13/Jun/2019
Amplifier	Agilent	8449B	3008A02326	1GHz ~ 26.5GHz	17/Jul/2017	16/Jul/2018
Microwave Preamplifier	Agilent	8449B	3008A02096	1GHz ~ 26.5GHz	10/May/2018	09/May/2019
Amplifier	EMC	EMC9135	980232	9KHz~1GHz	27/Apr/2018	26/Apr/2019
EXA Signal Analyzer	KEYSIGHT	N9010A	MY54200885	10Hz ~ 44GHz	20/Jul/2017	19/Jul/2018
Bilog Antenna & 5dB Attenuator	TESEQ & MTJ	CBL6111D & MTJ6102-05	35418 / 3	30MHz~1GHz	09/Sep/2017	08/Sep/2018
Double Ridged Guide Horn Antenna	SCHWARZBECK	BBHA 9120 D	BBHA9120 D 1534	1GHz~18GHz	30/Apr/2018	29/Apr/2019
Broadband Horn Antenna	SCHWARZBECK	BBHA 9170	BBHA9170614	18GHz~40GHz	09/Feb/2018	08/Feb/2019
Preamplifier	MITEQ	TTA1840-35-HG	1864481	18GHz ~ 40GHz	24/Aug/2017	23/Aug/2018
Loop Antenna	TESEQ	HLA 6120	31244	9k-30MHz	29/Mar/2018	28/Mar/2019
RF Cable-R03m	Jye Bao	RG142	CB031	9kHz ~ 1GHz	1/Feb/2018	31/Jan/2019
RF Cable-high	SUHNER	SUCOFLEX104	MY34918/4	1GHz ~ 40GHz	2/Feb/2018	1/Feb/2019

Instrument for Conducted Test

Instrument	Manufacturer	Model No.	Serial No.	Spec.	Calibration Date	Calibration Due Date
Spectrum Analyzer	R&S	FSV 40	101013	9kHz~40GHz	29/Dec/2017	28/Dec/2018
Signal Generator	R&S	SMR40	100116	10MHz ~ 40GHz	27/Jul/2017	26/Jul/2018
Power Sensor	Anritsu	MA2411B	0917017	300MHz ~ 40GHz	05/Feb/2018	04/Feb/2019
Power Meter	Anritsu	ML2495A	0949003	300MHz ~ 40GHz	05/Feb/2018	04/Feb/2019
RF Cable-0.2m	HUBER+SUHNER	SUCOFLEX_104	MY10709/4	30MHz ~ 26.5GHz	25/Aug/2017	24/Aug/2018
RF Cable-0.2m	HUBER+SUHNER	SUCOFLEX_104	MY10712/4	30MHz ~ 26.5GHz	25/Aug/2017	24/Aug/2018
RF Cable-0.5m	HUBER+SUHNER	SUCOFLEX_104	MY10713/4	30MHz ~ 26.5GHz	25/Aug/2017	24/Aug/2018

AC Power-line Conducted Emissions Result			
Operating Mode	1	**Power Phase**	Neutral
Operating Function	PoE mode _TX		

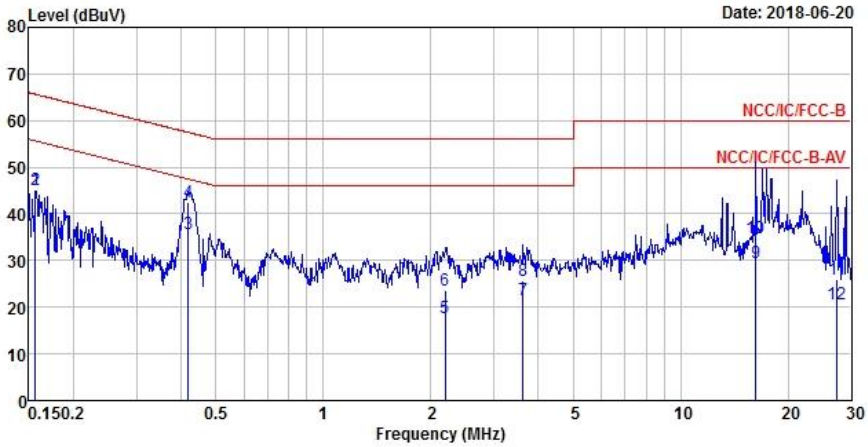

	Freq	Level	Over Limit	Limit Line	Read Level	LISN Factor	Cable Loss	Remark
	MHz	dBuV	dB	dBuV	dBuV	dB	dB	
1 MAX	0.16	45.19	-10.46	55.65	35.52	9.63	0.04	Average
2	0.16	45.05	-20.60	65.65	35.38	9.63	0.04	QP
3	0.42	35.59	-11.87	47.46	25.88	9.61	0.10	Average
4	0.42	42.57	-14.89	57.46	32.86	9.61	0.10	QP
5	2.19	17.85	-28.15	46.00	8.21	9.63	0.01	Average
6	2.19	23.54	-32.46	56.00	13.90	9.63	0.01	QP
7	3.62	21.44	-24.56	46.00	11.73	9.64	0.07	Average
8	3.62	25.69	-30.31	56.00	15.98	9.64	0.07	QP
9	16.23	29.46	-20.54	50.00	19.71	9.70	0.05	Average
10	16.23	34.97	-25.03	60.00	25.22	9.70	0.05	QP
11	27.42	26.00	-34.00	60.00	16.16	9.69	0.15	
12	27.42	20.74	-39.26	60.00	10.90	9.69	0.15	QP

Note 1: “>20dB” means emission levels that exceed the level of 20 dB below the applicable limit.
Note 2: “N/F” means Nothing Found emissions (No emissions were detected.)

AC Power-line Conducted Emissions Result			
Operating Mode	1	**Power Phase**	Line
Operating Function	PoE mode _TX		

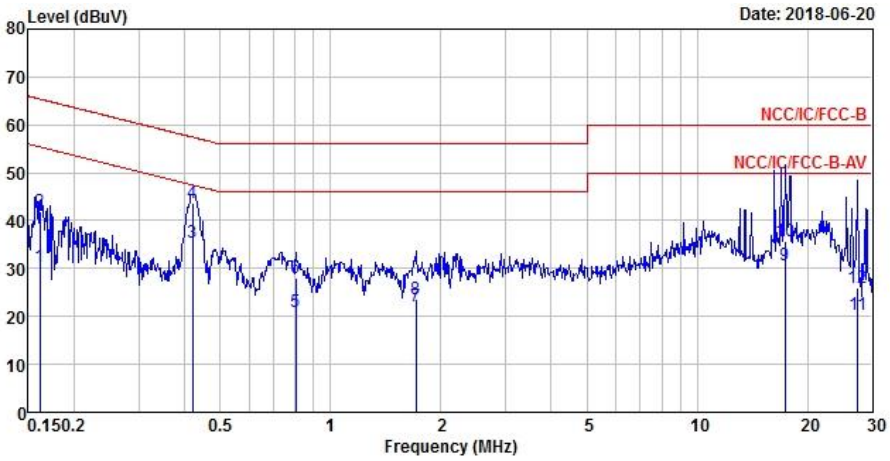

	Freq	Level	Over Limit	Limit Line	Read Level	LISN Factor	Cable Loss	Remark
	MHz	dBuV	dB	dBuV	dBuV	dB	dB	
1	0.16	30.30	-25.08	55.38	20.65	9.62	0.03	Average
2	0.16	41.82	-23.56	65.38	32.17	9.62	0.03	QP
3 MAX	0.42	35.45	-11.97	47.42	25.75	9.61	0.09	Average
4	0.42	43.65	-13.77	57.42	33.95	9.61	0.09	QP
5	0.80	20.83	-25.17	46.00	11.20	9.61	0.02	Average
6	0.80	28.16	-27.84	56.00	18.53	9.61	0.02	QP
7	1.71	22.02	-23.98	46.00	12.40	9.62	0.00	Average
8	1.71	23.55	-32.45	56.00	13.93	9.62	0.00	QP
9	17.38	30.61	-19.39	50.00	20.88	9.63	0.10	Average
10	17.38	35.78	-24.22	60.00	26.05	9.63	0.10	QP
11	27.42	20.43	-29.57	50.00	10.75	9.53	0.15	Average
12	27.42	25.84	-34.16	60.00	16.16	9.53	0.15	QP

Note 1: “>20dB” means emission levels that exceed the level of 20 dB below the applicable limit.
Note 2: “N/F” means Nothing Found emissions (No emissions were detected.)

AC Power-line Conducted Emissions Result			
Operating Mode	1	**Power Phase**	Neutral
Operating Function	PoE mode _RX		

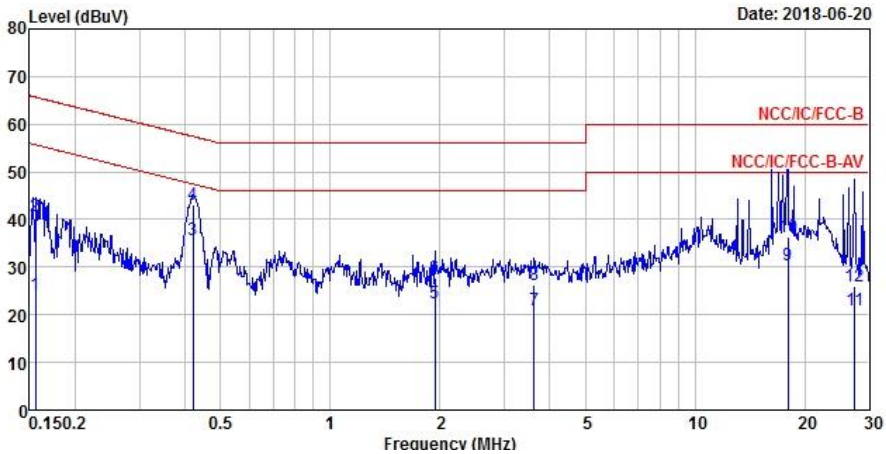

	Freq	Level	Over Limit	Limit Line	Read Level	LISN Factor	Cable Loss	Remark
	MHz	dBuV	dB	dBuV	dBuV	dB	dB	
1	0.16	24.33	-31.36	55.69	14.66	9.63	0.04	Average
2	0.16	40.76	-24.93	65.69	31.09	9.63	0.04	QP
3 MAX	0.42	35.75	-11.67	47.42	26.05	9.61	0.09	Average
4	0.42	43.01	-14.41	57.42	33.31	9.61	0.09	QP
5	1.94	22.45	-23.55	46.00	12.82	9.63	0.00	Average
6	1.94	27.61	-28.39	56.00	17.98	9.63	0.00	QP
7	3.62	21.06	-24.94	46.00	11.35	9.64	0.07	Average
8	3.62	26.13	-29.87	56.00	16.42	9.64	0.07	QP
9	17.94	30.44	-19.56	50.00	20.60	9.71	0.13	Average
10	17.94	36.23	-23.77	60.00	26.39	9.71	0.13	QP
11	27.42	20.84	-29.16	50.00	11.00	9.69	0.15	Average
12	27.42	25.96	-34.04	60.00	16.12	9.69	0.15	QP

Note 1: “>20dB” means emission levels that exceed the level of 20 dB below the applicable limit.
Note 2: “N/F” means Nothing Found emissions (No emissions were detected.)

AC Power-line Conducted Emissions Result			
Operating Mode	1	**Power Phase**	Line
Operating Function	PoE mode _RX		

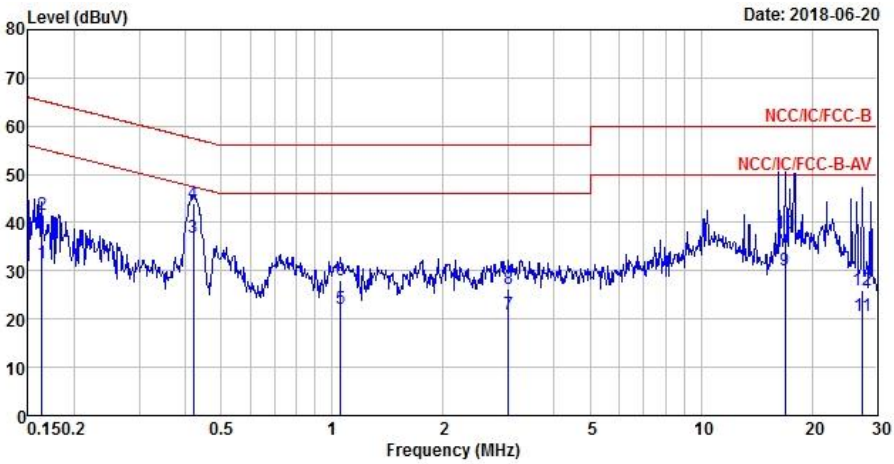

	Freq	Level	Over Limit	Limit Line	Read Level	LISN Factor	Cable Loss	Remark
	MHz	dBuV	dB	dBuV	dBuV	dB	dB	
1	0.16	31.70	-23.60	55.30	22.05	9.62	0.03	Average
2	0.16	41.58	-23.72	65.30	31.93	9.62	0.03	QP
3 MAX	0.42	36.86	-10.56	47.42	27.16	9.61	0.09	Average
4	0.42	43.89	-13.53	57.42	34.19	9.61	0.09	QP
5	1.05	22.14	-23.86	46.00	12.53	9.61	0.00	Average
6	1.05	28.14	-27.86	56.00	18.53	9.61	0.00	QP
7	3.01	20.90	-25.10	46.00	11.22	9.63	0.05	Average
8	3.01	26.18	-29.82	56.00	16.50	9.63	0.05	QP
9	16.93	30.25	-19.75	50.00	20.53	9.63	0.09	Average
10	16.93	37.78	-22.22	60.00	28.06	9.63	0.09	QP
11	27.42	20.68	-29.32	50.00	11.00	9.53	0.15	Average
12	27.42	25.84	-34.16	60.00	16.16	9.53	0.15	QP

Note 1: “>20dB” means emission levels that exceed the level of 20 dB below the applicable limit.
Note 2: “N/F” means Nothing Found emissions (No emissions were detected.)

Summary

Mode	Max-N dB (Hz)	Max-OBW (Hz)	ITU-Code	Min-N dB (Hz)	Min-OBW (Hz)
2.4-2.4835GHz	-	-	-	-	-
802.11b_Nss1,(1Mbps)_1TX(Port2)	8.525M	13.143M	13M1G1D	8.05M	12.919M
802.11g_Nss1,(6Mbps)_1TX	16.35M	16.642M	16M6D1D	16.325M	16.542M
802.11n HT20_Nss1,(MCS0)_1TX(Port2)	17.55M	17.841M	17M8D1D	17.55M	17.741M
802.11n HT40_Nss1,(MCS0)_1TX(Port2)	35.05M	36.032M	36M0D1D	35M	35.932M

Max-N dB = Maximum 6dB down bandwidth; **Max-OBW** = Maximum 99% occupied bandwidth;
Min-N dB = Minimum 6dB down bandwidth; **Min-OBW** = Minimum 99% occupied bandwidth;

Result

Mode	Result	Limit (Hz)	Port 2-N dB (Hz)	Port 2-OBW (Hz)
802.11b_Nss1,(1Mbps)_1TX(Port2)	-	-	-	-
2412MHz	Pass	500k	8.05M	13.143M
2437MHz	Pass	500k	8.525M	13.043M
2462MHz	Pass	500k	8.5M	12.919M
802.11g_Nss1,(6Mbps)_1TX(Port2)	-	-	-	-
2412MHz	Pass	500k	16.325M	16.617M
2437MHz	Pass	500k	16.35M	16.642M
2462MHz	Pass	500k	16.35M	16.542M
802.11n HT20_Nss1,(MCS0)_1TX(Port2)	-	-	-	-
2412MHz	Pass	500k	17.55M	17.741M
2437MHz	Pass	500k	17.55M	17.841M
2462MHz	Pass	500k	17.55M	17.741M
802.11n HT40_Nss1,(MCS0)_1TX(Port2)	-	-	-	-
2422MHz	Pass	500k	35M	35.932M
2437MHz	Pass	500k	35.05M	36.032M
2452MHz	Pass	500k	35.05M	35.932M

Port X-N dB = Port **X** 6dB down bandwidth; **Port X-OBW** = Port **X** 99% occupied bandwidth;

802.11b_Nss1,(1Mbps)_1TX(Port2) EBW

2412MHz

15/06/2018

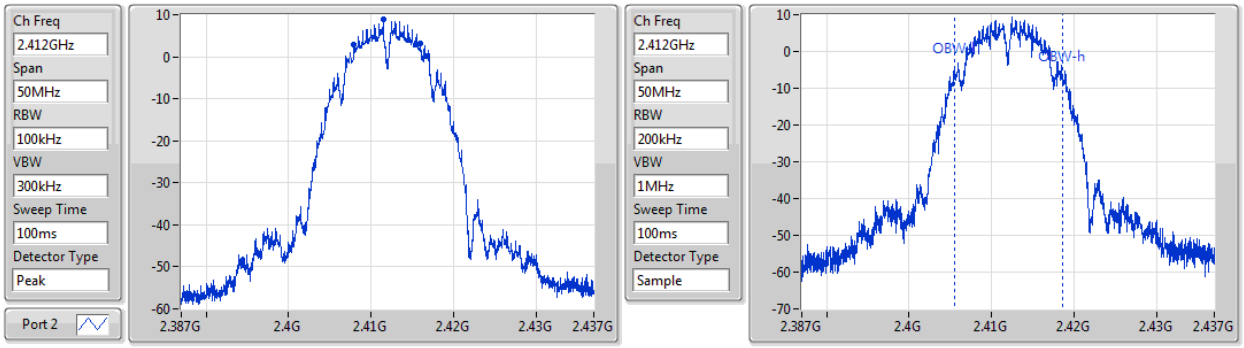

6dB(Hz)	Fl-6dB(Hz)	Fh-6dB(Hz)	OBW(Hz)	Fl-OBW(Hz)	Fh-OBW(Hz)	Limit(Hz)	Port
8.05M	2.40795G	2.416G	13.143M	2.405478G	2.418622G	500k	2

802.11b_Nss1,(1Mbps)_1TX(Port2) EBW

2437MHz

15/06/2018

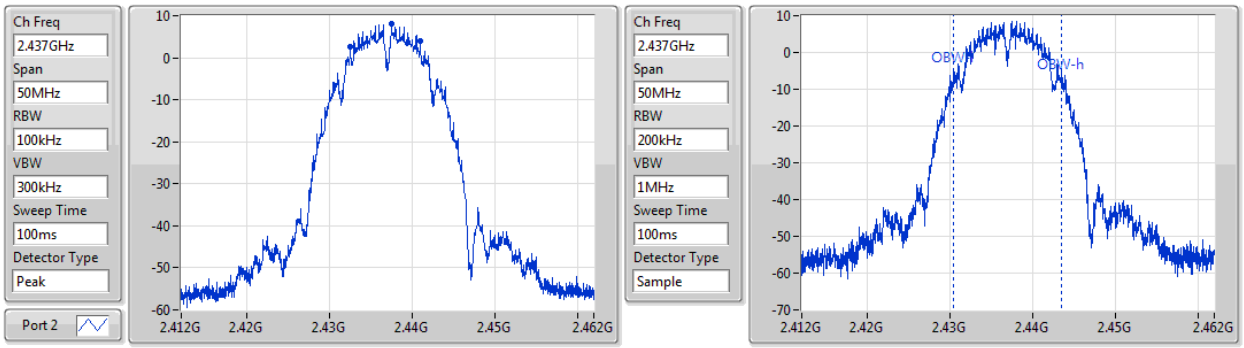

6dB(Hz)	Fl-6dB(Hz)	Fh-6dB(Hz)	OBW(Hz)	Fl-OBW(Hz)	Fh-OBW(Hz)	Limit(Hz)	Port
8.525M	2.432475G	2.441G	13.043M	2.430428G	2.443472G	500k	2

802.11b_Nss1,(1Mbps)_1TX(Port2) EBW

2462MHz

15/06/2018

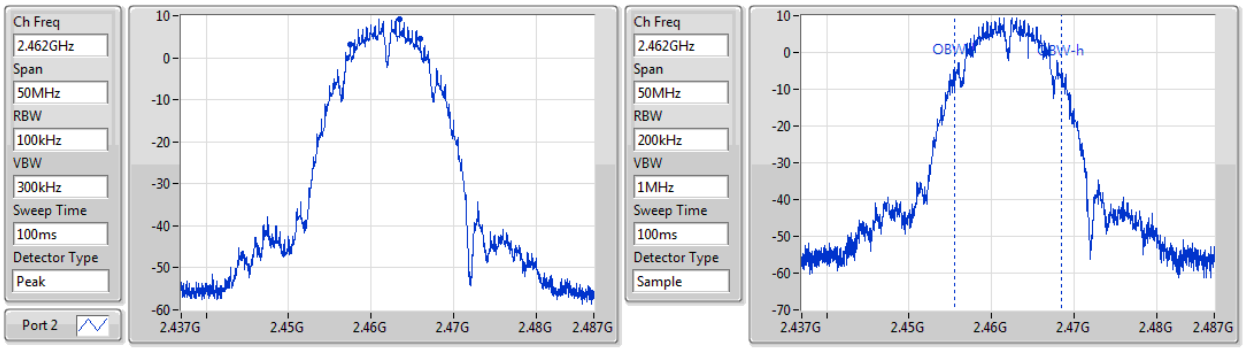

6dB(Hz)	Fl-6dB(Hz)	Fh-6dB(Hz)	OBW(Hz)	Fl-OBW(Hz)	Fh-OBW(Hz)	Limit(Hz)	Port
8.5M	2.457475G	2.465975G	12.919M	2.455503G	2.468422G	500k	2

802.11g_Nss1,(6Mbps)_1TX(Port2) EBW

2412MHz

15/06/2018

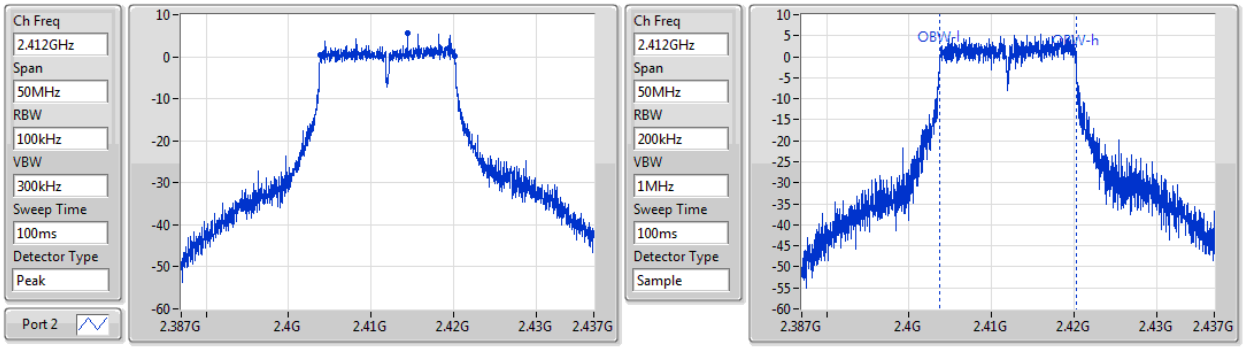

6dB(Hz)	Fl-6dB(Hz)	Fh-6dB(Hz)	OBW(Hz)	Fl-OBW(Hz)	Fh-OBW(Hz)	Limit(Hz)	Port
16.325M	2.403825G	2.42015G	16.617M	2.403679G	2.420296G	500k	2

802.11g_Nss1,(6Mbps)_1TX(Port2) EBW

2437MHz

15/06/2018

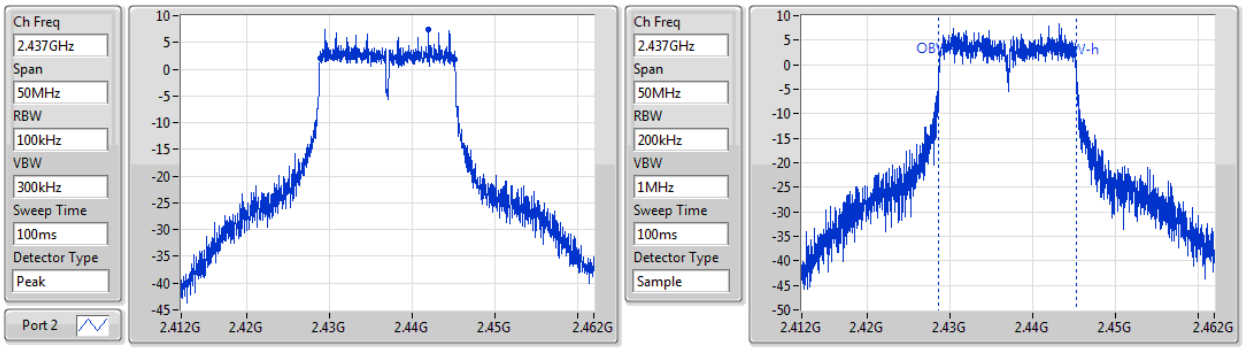

6dB(Hz)	Fl-6dB(Hz)	Fh-6dB(Hz)	OBW(Hz)	Fl-OBW(Hz)	Fh-OBW(Hz)	Limit(Hz)	Port
16.35M	2.4288G	2.44515G	16.642M	2.428629G	2.445271G	500k	2

802.11g_Nss1,(6Mbps)_1TX(Port2) EBW

2462MHz

15/06/2018

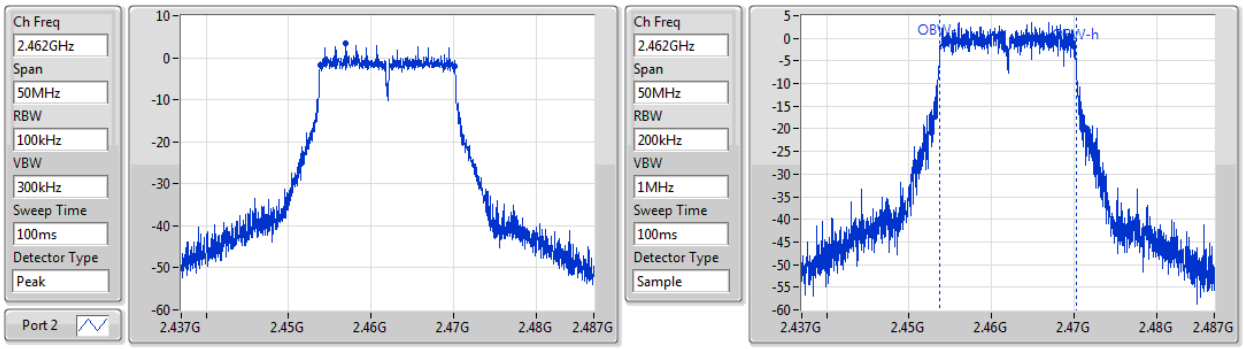

6dB(Hz)	Fl-6dB(Hz)	Fh-6dB(Hz)	OBW(Hz)	Fl-OBW(Hz)	Fh-OBW(Hz)	Limit(Hz)	Port
16.35M	2.4538G	2.47015G	16.542M	2.453679G	2.470221G	500k	2

802.11n HT20_Nss1,(MCS0)_1TX(Port2) EBW

2412MHz

15/06/2018

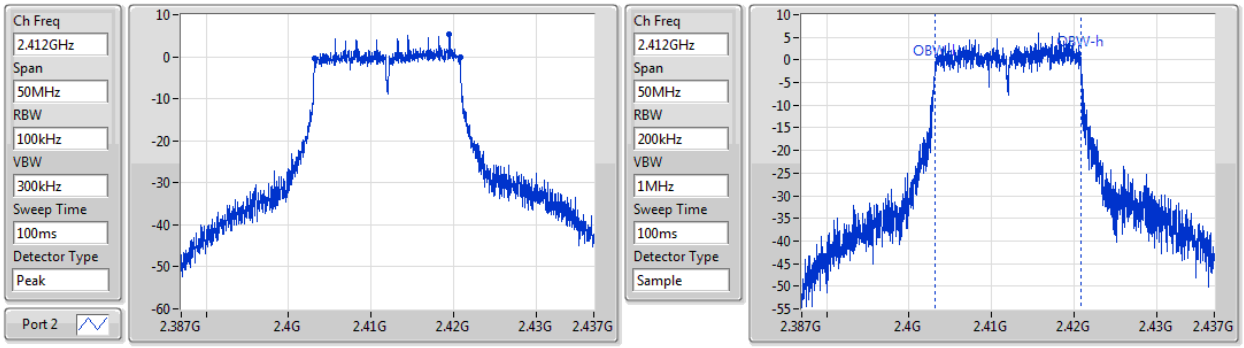

6dB(Hz)	Fl-6dB(Hz)	Fh-6dB(Hz)	OBW(Hz)	Fl-OBW(Hz)	Fh-OBW(Hz)	Limit(Hz)	Port
17.55M	2.403225G	2.420775G	17.741M	2.403104G	2.420846G	500k	2

802.11n HT20_Nss1,(MCS0)_1TX(Port2) EBW

2437MHz

15/06/2018

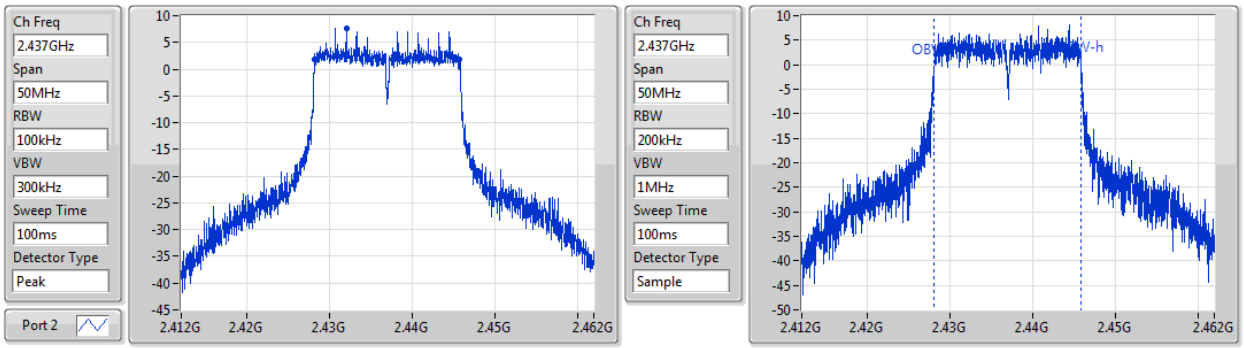

6dB(Hz)	Fl-6dB(Hz)	Fh-6dB(Hz)	OBW(Hz)	Fl-OBW(Hz)	Fh-OBW(Hz)	Limit(Hz)	Port
17.55M	2.4282G	2.44575G	17.841M	2.428029G	2.445871G	500k	2

802.11n HT20_Nss1,(MCS0)_1TX(Port2) EBW

2462MHz

15/06/2018

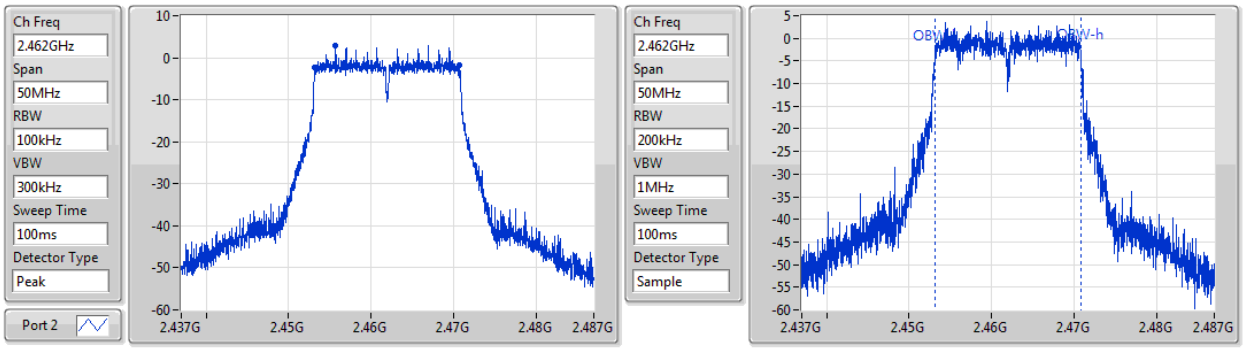

6dB(Hz)	Fl-6dB(Hz)	Fh-6dB(Hz)	OBW(Hz)	Fl-OBW(Hz)	Fh-OBW(Hz)	Limit(Hz)	Port
17.55M	2.4532G	2.47075G	17.741M	2.453104G	2.470846G	500k	2

802.11n HT40_Nss1,(MCS0)_1TX(Port2) EBW

2422MHz

15/06/2018

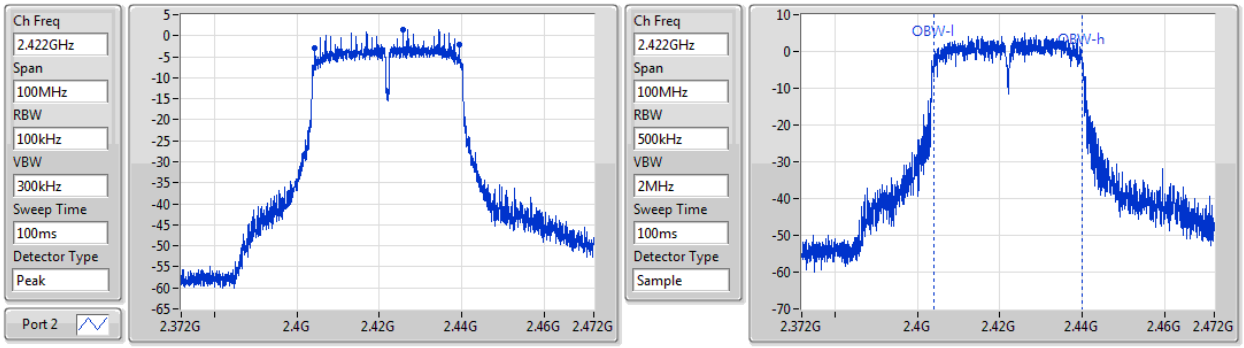

6dB(Hz)	Fl-6dB(Hz)	Fh-6dB(Hz)	OBW(Hz)	Fl-OBW(Hz)	Fh-OBW(Hz)	Limit(Hz)	Port
35M	2.40445G	2.43945G	35.932M	2.404059G	2.439991G	500k	2

802.11n HT40_Nss1,(MCS0)_1TX(Port2) EBW

2437MHz

15/06/2018

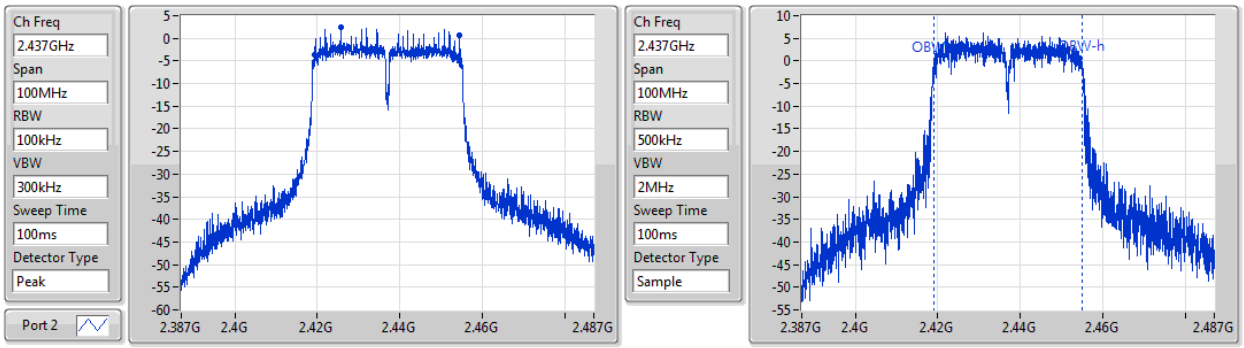

6dB(Hz)	Fl-6dB(Hz)	Fh-6dB(Hz)	OBW(Hz)	Fl-OBW(Hz)	Fh-OBW(Hz)	Limit(Hz)	Port
35.05M	2.41945G	2.4545G	36.032M	2.418959G	2.454991G	500k	2

802.11n HT40_Nss1,(MCS0)_1TX(Port2) EBW

2452MHz

15/06/2018

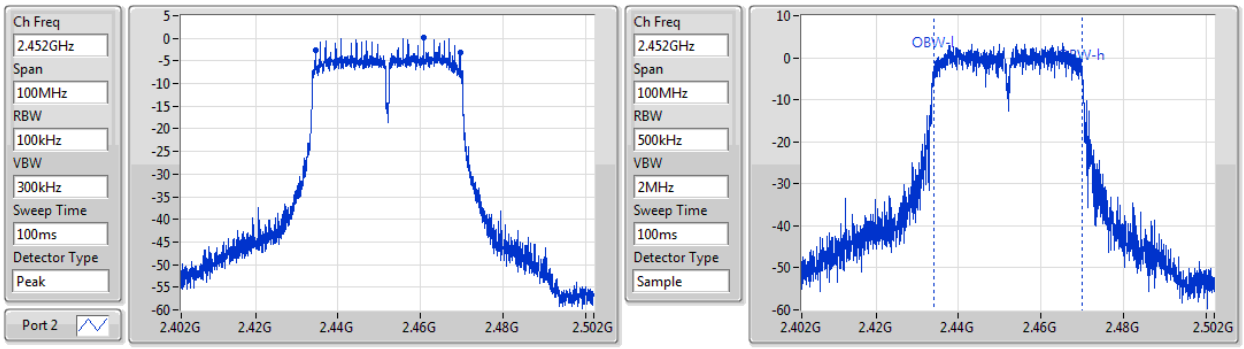

6dB(Hz)	Fl-6dB(Hz)	Fh-6dB(Hz)	OBW(Hz)	Fl-OBW(Hz)	Fh-OBW(Hz)	Limit(Hz)	Port
35.05M	2.4345G	2.46955G	35.932M	2.433959G	2.469891G	500k	2

Summary

Mode	Total Power (dBm)	Total Power (W)
2.4-2.4835GHz	-	-
802.11b_Nss1,(1Mbps)_1TX(Port2)	20.92	0.12359
802.11g_Nss1,(6Mbps)_1TX(Port2)	25.39	0.34594
802.11n HT20_Nss1,(MCS0)_1TX(Port2)	25.43	0.34914
802.11n HT40_Nss1,(MCS0)_1TX(Port2)	24.87	0.30690

Result

Mode	Result	DG (dBi)	Port 2 (dBm)	Total Power (dBm)	Power Limit (dBm)
802.11b_Nss1,(1Mbps)_1TX(Port2)	-	-	-	-	-
2412MHz	Pass	5.20	20.34	20.34	30.00
2437MHz	Pass	5.20	20.08	20.08	30.00
2462MHz	Pass	5.20	20.92	20.92	30.00
802.11g_Nss1,(6Mbps)_1TX(Port2)	-	-	-	-	-
2412MHz	Pass	5.20	24.52	24.52	30.00
2417MHz	Pass	5.20	25.31	25.31	30.00
2437MHz	Pass	5.20	25.39	25.39	30.00
2452MHz	Pass	5.20	24.64	24.64	30.00
2457MHz	Pass	5.20	24.54	24.54	30.00
2462MHz	Pass	5.20	23.97	23.97	30.00
802.11n HT20_Nss1,(MCS0)_1TX(Port2)	-	-	-	-	-
2412MHz	Pass	5.20	24.37	24.37	30.00
2417MHz	Pass	5.20	25.43	25.43	30.00
2437MHz	Pass	5.20	25.36	25.36	30.00
2447MHz	Pass	5.20	24.77	24.77	30.00
2452MHz	Pass	5.20	24.57	24.57	30.00
2457MHz	Pass	5.20	24.55	24.55	30.00
2462MHz	Pass	5.20	23.54	23.54	30.00
802.11n HT40_Nss1,(MCS0)_1TX(Port2)	-	-	-	-	-
2422MHz	Pass	5.20	24.34	24.34	30.00
2427MHz	Pass	5.20	24.54	24.54	30.00
2432MHz	Pass	5.20	24.87	24.87	30.00
2437MHz	Pass	5.20	24.64	24.64	30.00
2442MHz	Pass	5.20	24.17	24.17	30.00
2447MHz	Pass	5.20	24.26	24.26	30.00
2452MHz	Pass	5.20	23.43	23.43	30.00

DG = Directional Gain; **Port X** = Port X output power

Summary

Mode	Total Power (dBm)	Total Power (W)
2.4-2.4835GHz	-	-
802.11b_Nss1,(1Mbps)_1TX(Port2)	18.20	0.06607
802.11g_Nss1,(6Mbps)_1TX(Port2)	19.78	0.09506
802.11n HT20_Nss1,(MCS0)_1TX(Port2)	19.74	0.09419
802.11n HT40_Nss1,(MCS0)_1TX(Port2)	17.20	0.05248

Result

Mode	Result	DG (dBi)	Port 2 (dBm)	Total Power (dBm)	Power Limit (dBm)
802.11b_Nss1,(1Mbps)_1TX(Port2)	-	-	-	-	-
2412MHz	Pass	5.20	17.63	17.63	30.00
2437MHz	Pass	5.20	17.26	17.26	30.00
2462MHz	Pass	5.20	18.20	18.20	30.00
802.11g_Nss1,(6Mbps)_1TX(Port2)	-	-	-	-	-
2412MHz	Pass	5.20	17.10	17.10	30.00
2417MHz	Pass	5.20	19.78	19.78	30.00
2437MHz	Pass	5.20	18.93	18.93	30.00
2452MHz	Pass	5.20	19.51	19.51	30.00
2457MHz	Pass	5.20	17.51	17.51	30.00
2462MHz	Pass	5.20	15.07	15.07	30.00
802.11n HT20_Nss1,(MCS0)_1TX(Port2)	-	-	-	-	-
2412MHz	Pass	5.20	16.72	16.72	30.00
2417MHz	Pass	5.20	19.74	19.74	30.00
2437MHz	Pass	5.20	18.98	18.98	30.00
2447MHz	Pass	5.20	19.28	19.28	30.00
2452MHz	Pass	5.20	18.33	18.33	30.00
2457MHz	Pass	5.20	17.03	17.03	30.00
2462MHz	Pass	5.20	14.48	14.48	30.00
802.11n HT40_Nss1,(MCS0)_1TX(Port2)	-	-	-	-	-
2422MHz	Pass	5.20	15.39	15.39	30.00
2427MHz	Pass	5.20	16.46	16.46	30.00
2432MHz	Pass	5.20	17.20	17.20	30.00
2437MHz	Pass	5.20	16.52	16.52	30.00
2442MHz	Pass	5.20	15.44	15.44	30.00
2447MHz	Pass	5.20	15.00	15.00	30.00
2452MHz	Pass	5.20	14.20	14.20	30.00

DG = Directional Gain; **Port X** = Port X output power
Note : Conducted average output power is for reference only

Summary

Mode	PD (dBm/RBW)
2.4-2.4835GHz	-
802.11b_Nss1,(1Mbps)_1TX(Port2)	-4.88
802.11g_Nss1,(6Mbps)_1TX(Port2)	-7.59
802.11n HT20_Nss1,(MCS0)_1TX(Port2)	-6.71
802.11n HT40_Nss1,(MCS0)_1TX(Port2)	-11.98

RBW=3kHz.

Result

Mode	Result	DG (dBi)	Port 2 (dBm/RBW)	PD (dBm/RBW)	PD Limit (dBm/RBW)
802.11b_Nss1,(1Mbps)_1TX(Port2)	-	-	-	-	-
2412MHz	Pass	5.20	-4.88	-4.88	8.00
2437MHz	Pass	5.20	-7.11	-7.11	8.00
2462MHz	Pass	5.20	-5.84	-5.84	8.00
802.11g_Nss1,(6Mbps)_1TX(Port2)	-	-	-	-	-
2412MHz	Pass	5.20	-8.15	-8.15	8.00
2437MHz	Pass	5.20	-7.59	-7.59	8.00
2462MHz	Pass	5.20	-11.51	-11.51	8.00
802.11n HT20_Nss1,(MCS0)_1TX(Port2)	-	-	-	-	-
2412MHz	Pass	5.20	-10.21	-10.21	8.00
2437MHz	Pass	5.20	-6.71	-6.71	8.00
2462MHz	Pass	5.20	-10.78	-10.78	8.00
802.11n HT40_Nss1,(MCS0)_1TX(Port2)	-	-	-	-	-
2422MHz	Pass	5.20	-13.77	-13.77	8.00
2437MHz	Pass	5.20	-11.98	-11.98	8.00
2452MHz	Pass	5.20	-13.78	-13.78	8.00

DG = Directional Gain; RBW=3kHz;
PD = trace bin-by-bin of each transmits port summing can be performed maximum power density; **Port X** = Port Xpower density;

802.11b_Nss1,(1Mbps)_1TX(Port2) PSD

2412MHz

15/06/2018

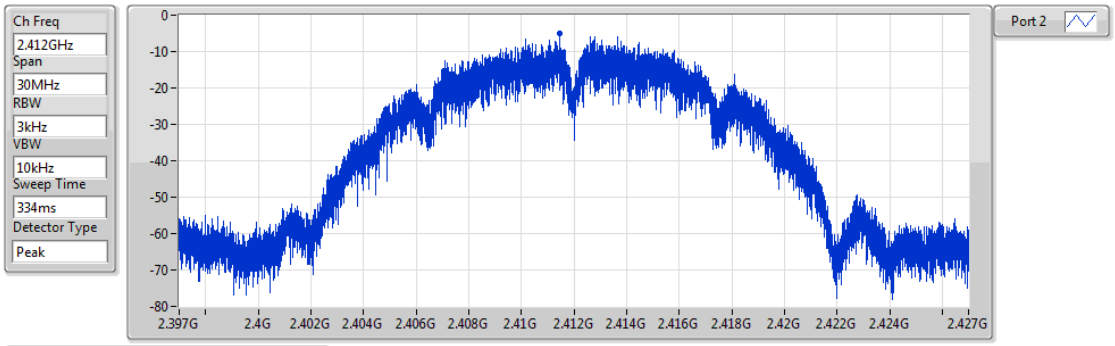

Sum	PD	Port 2
(dBm/RBW)	(dBm/RBW)	(dBm/RBW)
-4.88	-4.88	-4.88

802.11b_Nss1,(1Mbps)_1TX(Port2) PSD

2437MHz

15/06/2018

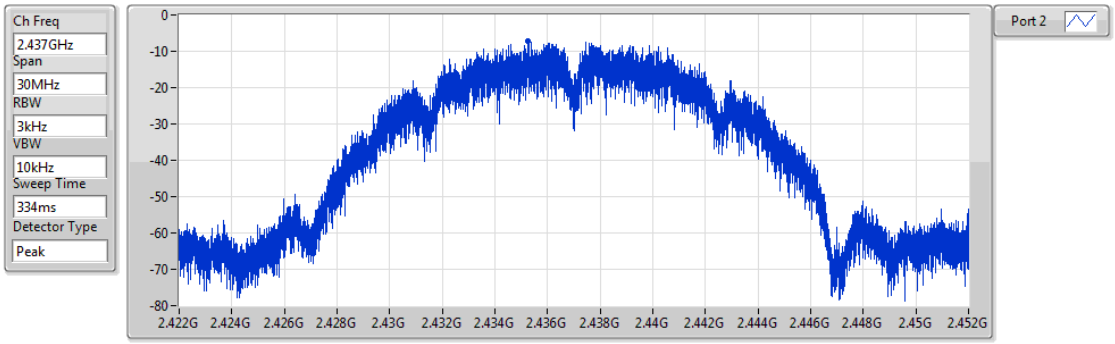

Sum	PD	Port 2
(dBm/RBW)	(dBm/RBW)	(dBm/RBW)
-7.11	-7.11	-7.11

802.11b_Nss1,(1Mbps)_1TX(Port2) PSD

2462MHz

15/06/2018

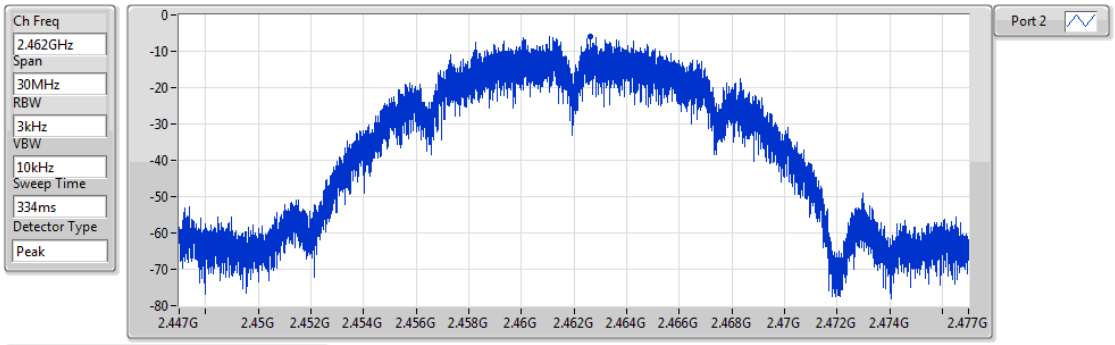

Sum	PD	Port 2
(dBm/RBW)	(dBm/RBW)	(dBm/RBW)
-5.84	-5.84	-5.84

802.11g_Nss1,(6Mbps)_1TX(Port2) PSD

2412MHz

15/06/2018

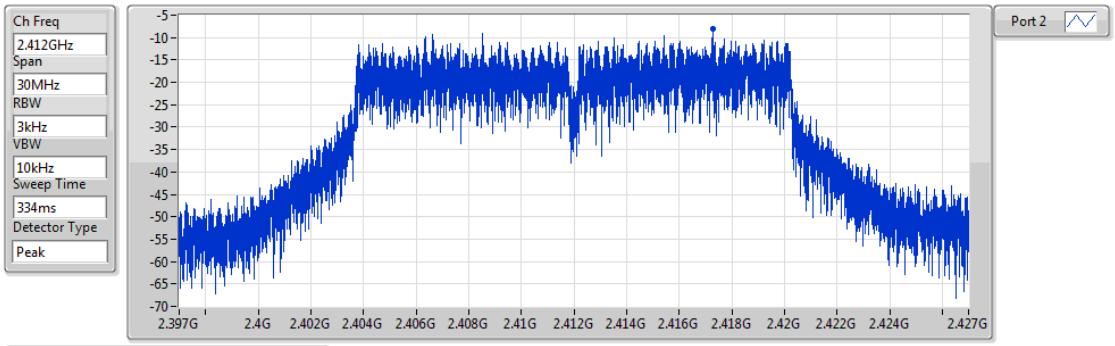

Sum	PD	Port 2
(dBm/RBW)	(dBm/RBW)	(dBm/RBW)
-8.15	-8.15	-8.15

802.11g_Nss1,(6Mbps)_1TX(Port2) PSD

2437MHz

15/06/2018

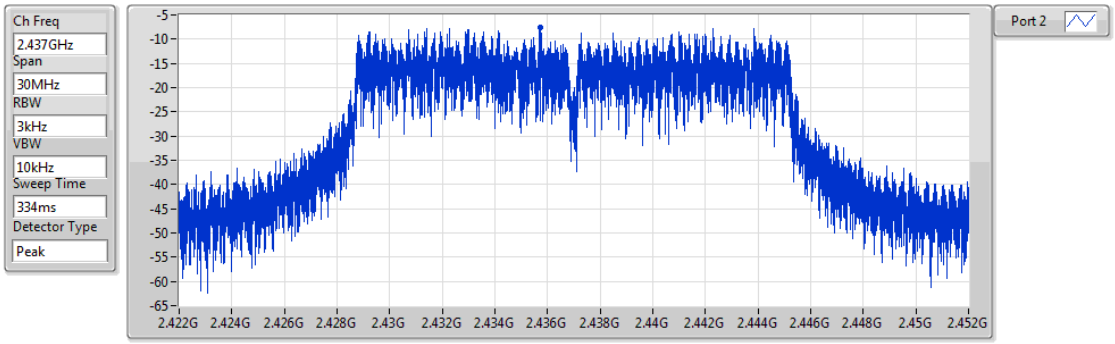

Sum	PD	Port 2
(dBm/RBW)	(dBm/RBW)	(dBm/RBW)
-7.59	-7.59	-7.59

802.11g_Nss1,(6Mbps)_1TX(Port2) PSD

2462MHz

15/06/2018

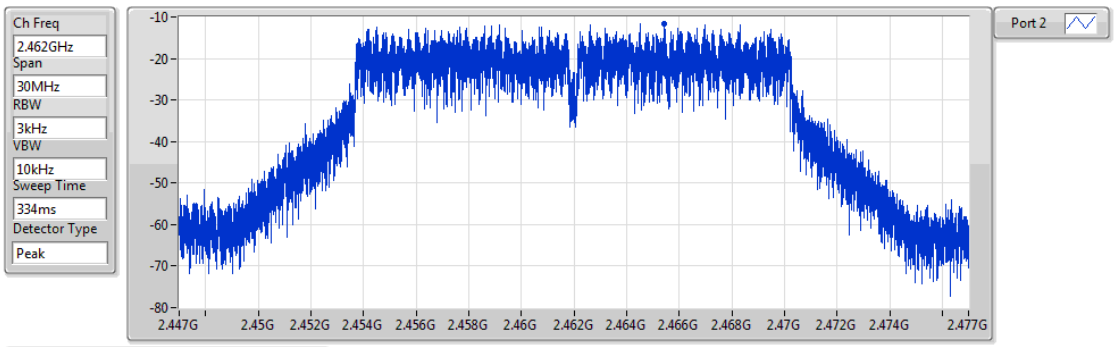

Sum	PD	Port 2
(dBm/RBW)	(dBm/RBW)	(dBm/RBW)
-11.51	-11.51	-11.51

802.11n HT20_Nss1,(MCS0)_1TX(Port2) PSD

2412MHz

15/06/2018

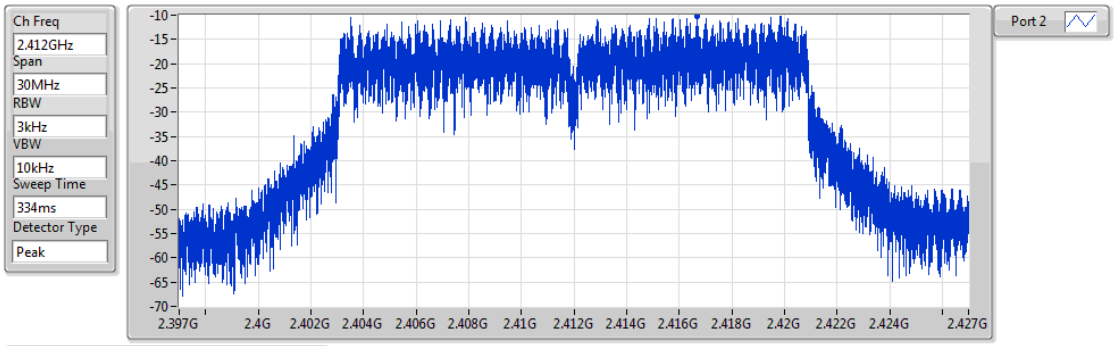

Sum	PD	Port 2
(dBm/RBW)	(dBm/RBW)	(dBm/RBW)
-10.21	-10.21	-10.21

802.11n HT20_Nss1,(MCS0)_1TX(Port2) PSD

2437MHz

15/06/2018

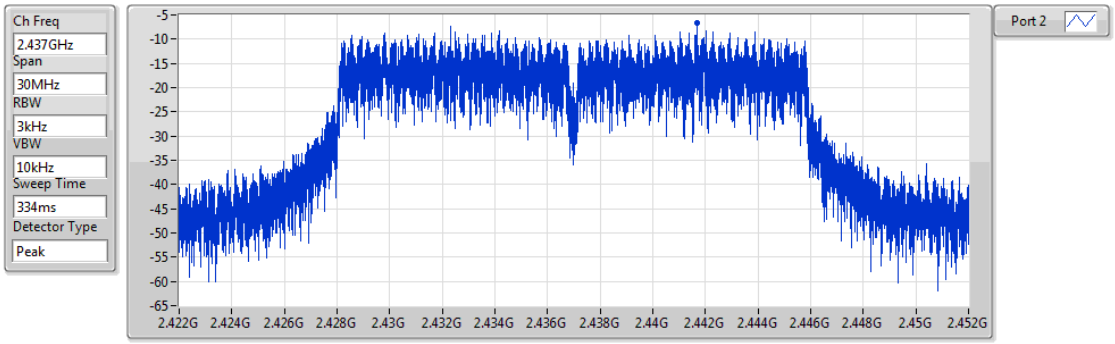

Sum	PD	Port 2
(dBm/RBW)	(dBm/RBW)	(dBm/RBW)
-6.71	-6.71	-6.71

802.11n HT20_Nss1,(MCS0)_1TX(Port2) PSD

2462MHz

15/06/2018

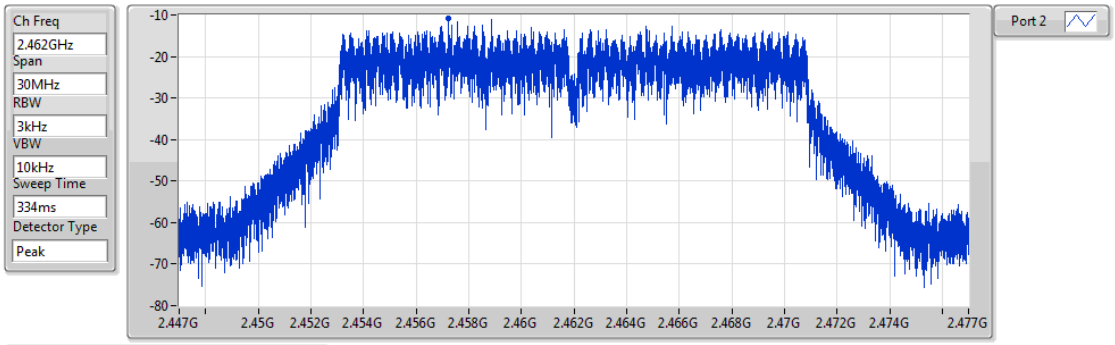

Sum	PD	Port 2
(dBm/RBW)	(dBm/RBW)	(dBm/RBW)
-10.78	-10.78	-10.78

802.11n HT40_Nss1,(MCS0)_1TX(Port2) PSD

2422MHz

15/06/2018

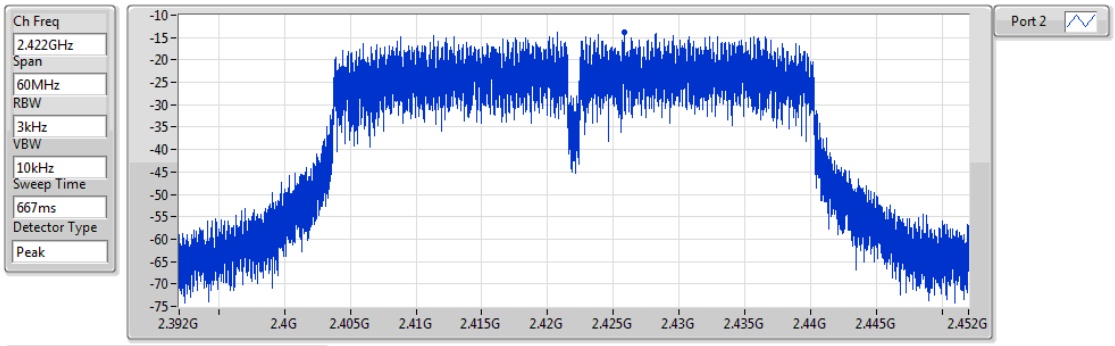

Sum	PD	Port 2
(dBm/RBW)	(dBm/RBW)	(dBm/RBW)
-13.77	-13.77	-13.77

802.11n HT40_Nss1,(MCS0)_1TX(Port2) PSD

2437MHz

15/06/2018

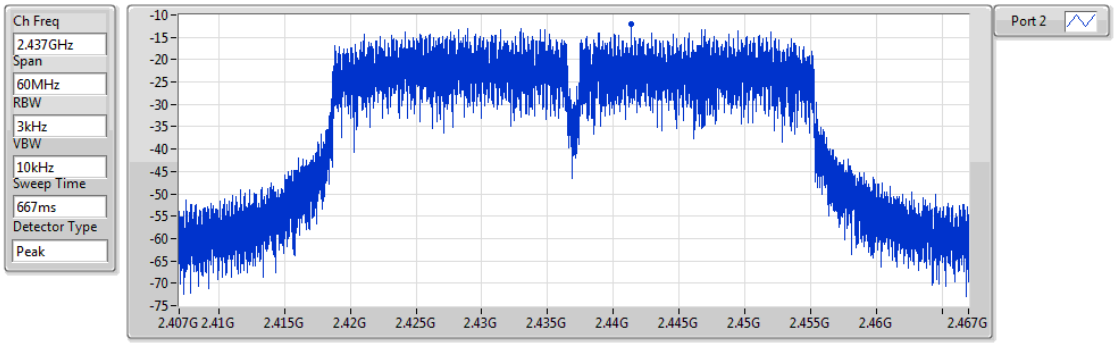

Sum	PD	Port 2
(dBm/RBW)	(dBm/RBW)	(dBm/RBW)
-11.98	-11.98	-11.98

802.11n HT40_Nss1,(MCS0)_1TX(Port2) PSD

2452MHz

15/06/2018

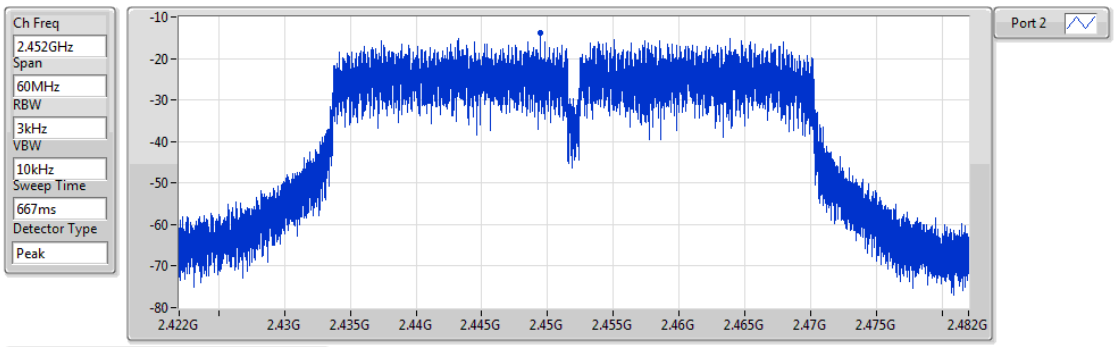

Sum	PD	Port 2
(dBm/RBW)	(dBm/RBW)	(dBm/RBW)
-13.78	-13.78	-13.78

Summary

Mode	Result	Ref (Hz)	Ref (dBm)	Limit (dBm)	Freq (Hz)	Level (dBm)	Freq (Hz)	Level (dBm)	Freq (Hz)	Level (dBm)	Freq (Hz)	Level (dBm)	Port
2.4-2.4835GHz	-	-	-	-	-	-	-	-	-	-	-	-	-
802.11b_Nss1,(1Mbps)_1TX(Port2)	Pass	2.461456G	9.01	-20.99	952.68M	-59.08	2.39752G	-40.57	2.4879G	-56.30	15.169341G	-51.29	2
802.11g_Nss1,(6Mbps)_1TX(Port2)	Pass	2.432064G	7.07	-22.93	900.255M	-59.78	2.39856G	-26.57	2.4899G	-54.90	16.217308G	-52.95	2
802.11n HT20_Nss1,(MCS0)_1TX(Port2)	Pass	2.432064G	7.55	-22.45	851.325M	-59.74	2.39952G	-28.07	2.4907G	-56.22	16.245403G	-51.97	2
802.11n HT40_Nss1,(MCS0)_1TX(Port2)	Pass	2.429392G	2.66	-27.34	2.112755G	-59.24	2.39952G	-34.01	2.4907G	-54.23	6.759126G	-52.47	2

Result

Mode	Result	Ref (Hz)	Ref (dBm)	Limit (dBm)	Freq (Hz)	Level (dBm)	Freq (Hz)	Level (dBm)	Freq (Hz)	Level (dBm)	Freq (Hz)	Level (dBm)	Port
802.11b_Nss1,(1Mbps)_1TX(Port2)	-	-	-	-	-	-	-	-	-	-	-	-	-
2412MHz	Pass	2.461456G	9.01	-20.99	952.68M	-59.08	2.39752G	-40.57	2.4879G	-56.30	15.169341G	-51.29	2
2437MHz	Pass	2.461456G	9.01	-20.99	1.86138G	-58.67	2.39952G	-57.90	2.49094G	-55.74	15.166531G	-52.54	2
2462MHz	Pass	2.461456G	9.01	-20.99	922.39M	-59.85	2.39912G	-57.30	2.48406G	-55.56	16.58536G	-52.74	2
802.11g_Nss1,(6Mbps)_1TX(Port2)	-	-	-	-	-	-	-	-	-	-	-	-	-
2412MHz	Pass	2.432064G	7.07	-22.93	900.255M	-59.78	2.39856G	-26.57	2.4899G	-54.90	16.217308G	-52.95	2
2437MHz	Pass	2.432064G	7.07	-22.93	2.10836G	-59.96	2.39984G	-48.72	2.48942G	-49.82	16.222927G	-52.07	2
2462MHz	Pass	2.432064G	7.07	-22.93	2.13399G	-59.85	2.39392G	-57.06	2.48382G	-46.11	6.914846G	-53.32	2
802.11n HT20_Nss1,(MCS0)_1TX(Port2)	-	-	-	-	-	-	-	-	-	-	-	-	-
2412MHz	Pass	2.432064G	7.55	-22.45	851.325M	-59.74	2.39952G	-28.07	2.4907G	-56.22	16.245403G	-51.97	2
2437MHz	Pass	2.432064G	7.55	-22.45	2.09904G	-59.64	2.39888G	-45.19	2.48862G	-48.97	16.225736G	-52.79	2
2462MHz	Pass	2.432064G	7.55	-22.45	831.52M	-59.65	2.39776G	-56.52	2.48414G	-46.09	15.214294G	-52.49	2
802.11n HT40_Nss1,(MCS0)_1TX(Port2)	-	-	-	-	-	-	-	-	-	-	-	-	-
2422MHz	Pass	2.429392G	2.66	-27.34	2.112755G	-59.24	2.39952G	-34.01	2.4907G	-54.23	6.759126G	-52.47	2
2437MHz	Pass	2.429392G	2.66	-27.34	826.92M	-59.18	2.3992G	-36.07	2.48734G	-42.93	15.240123G	-52.82	2
2452MHz	Pass	2.429392G	2.66	-27.34	2.094435G	-59.59	2.39808G	-53.11	2.48622G	-43.03	16.275006G	-52.54	2

802.11b_Nss1,(1Mbps)_1TX(Port2) **CSE NdB**

2412MHz

15/06/2018

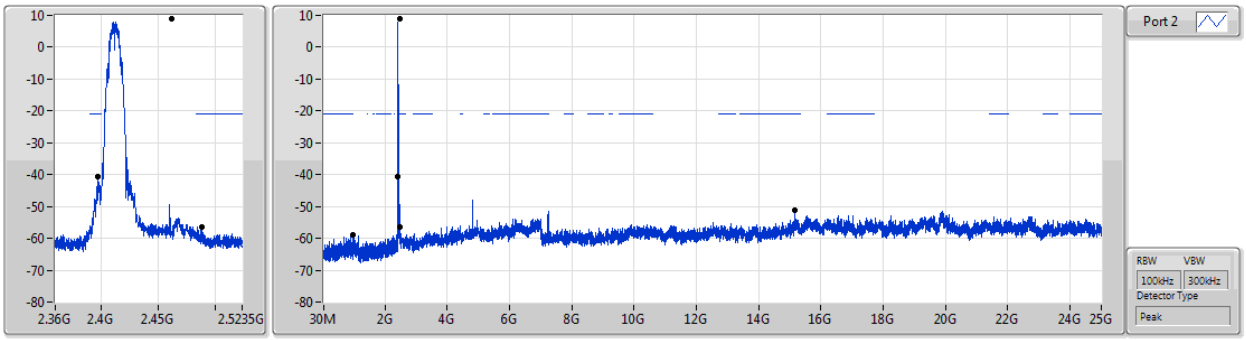

Ref(Hz)	Ref(dBm)	Limit(dBm)	Freq(Hz)	Level(dBm)	Freq(Hz)	Level(dBm)	Freq(Hz)	Level(dBm)	Freq(Hz)	Level(dBm)	Port
2.461456G	9.01	-20.99	952.68M	-59.08	2.39752G	-40.57	2.4879G	-56.30	15.169341G	-51.29	2

802.11b_Nss1,(1Mbps)_1TX(Port2) **CSE NdB**

2437MHz

15/06/2018

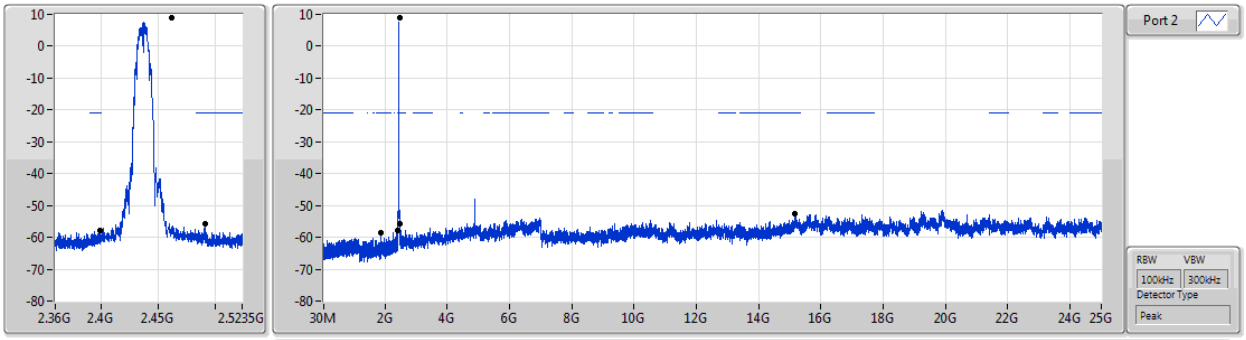

Ref(Hz)	Ref(dBm)	Limit(dBm)	Freq(Hz)	Level(dBm)	Freq(Hz)	Level(dBm)	Freq(Hz)	Level(dBm)	Freq(Hz)	Level(dBm)	Port
2.461456G	9.01	-20.99	1.86138G	-58.67	2.39952G	-57.90	2.49094G	-55.74	15.166531G	-52.54	2

802.11b_Nss1,(1Mbps)_1TX(Port2) **CSE NdB**

2462MHz

15/06/2018

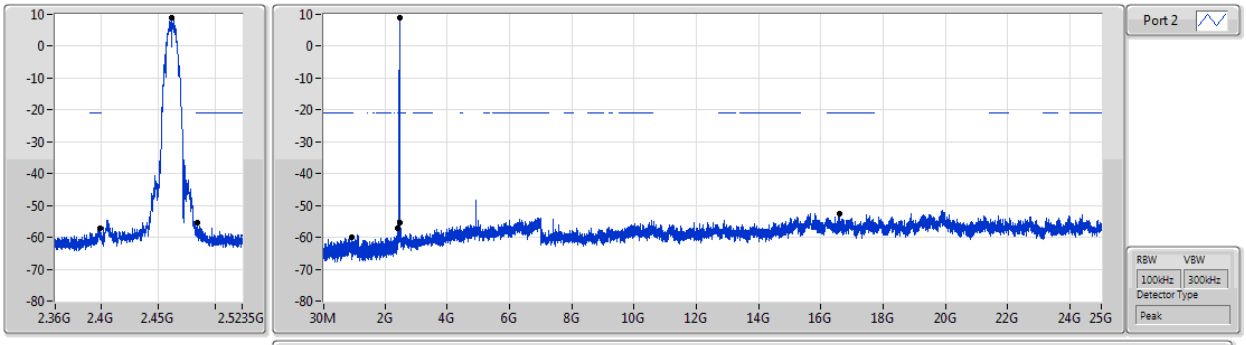

Ref(Hz)	Ref(dBm)	Limit(dBm)	Freq(Hz)	Level(dBm)	Freq(Hz)	Level(dBm)	Freq(Hz)	Level(dBm)	Freq(Hz)	Level(dBm)	Port
2.461456G	9.01	-20.99	922.39M	-59.85	2.39912G	-57.30	2.48406G	-55.56	16.58536G	-52.74	2

802.11g_Nss1,(6Mbps)_1TX(Port2) **CSE NdB**

2412MHz

15/06/2018

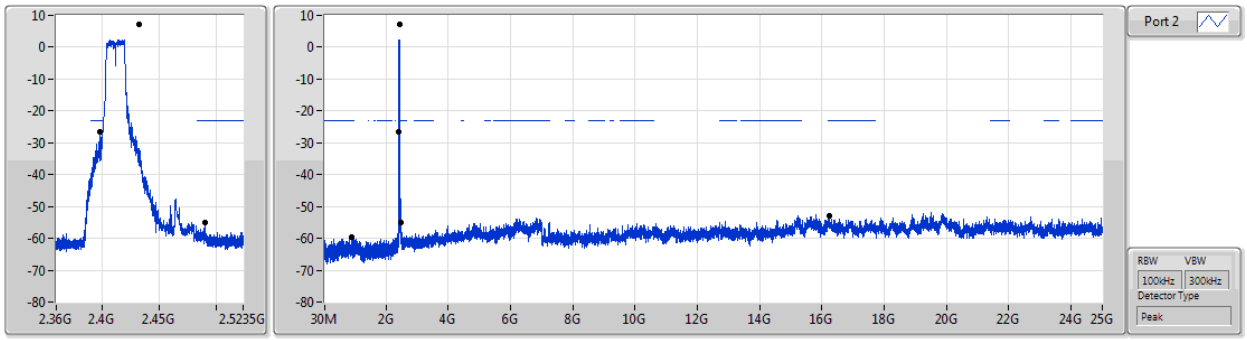

Ref(Hz)	Ref(dBm)	Limit(dBm)	Freq(Hz)	Level(dBm)	Freq(Hz)	Level(dBm)	Freq(Hz)	Level(dBm)	Freq(Hz)	Level(dBm)	Port
2.432064G	7.07	-22.93	900.255M	-59.78	2.39856G	-26.57	2.4899G	-54.90	16.217308G	-52.95	2

802.11g_Nss1,(6Mbps)_1TX(Port2) **CSE NdB**

2437MHz

15/06/2018

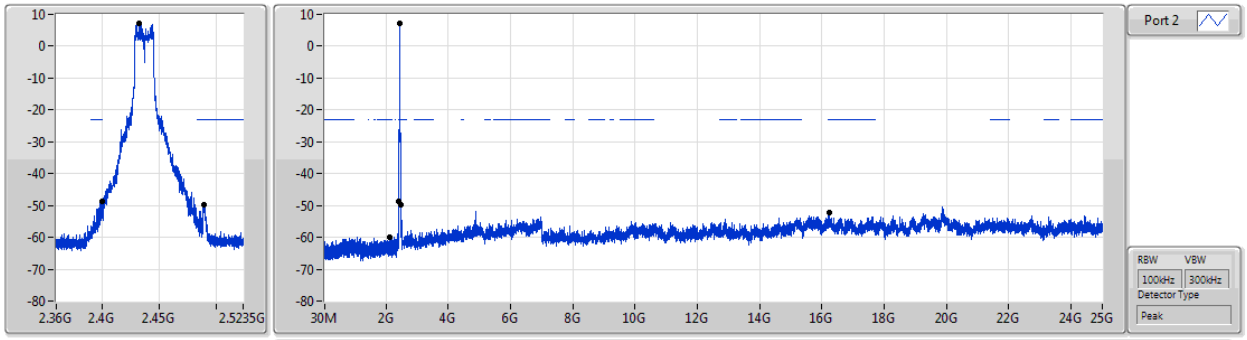

Ref(Hz)	Ref(dBm)	Limit(dBm)	Freq(Hz)	Level(dBm)	Freq(Hz)	Level(dBm)	Freq(Hz)	Level(dBm)	Freq(Hz)	Level(dBm)	Port
2.432064G	7.07	-22.93	2.10836G	-59.96	2.39984G	-48.72	2.48942G	-49.82	16.222927G	-52.07	2

802.11g_Nss1,(6Mbps)_1TX(Port2) **CSE NdB**

2462MHz

15/06/2018

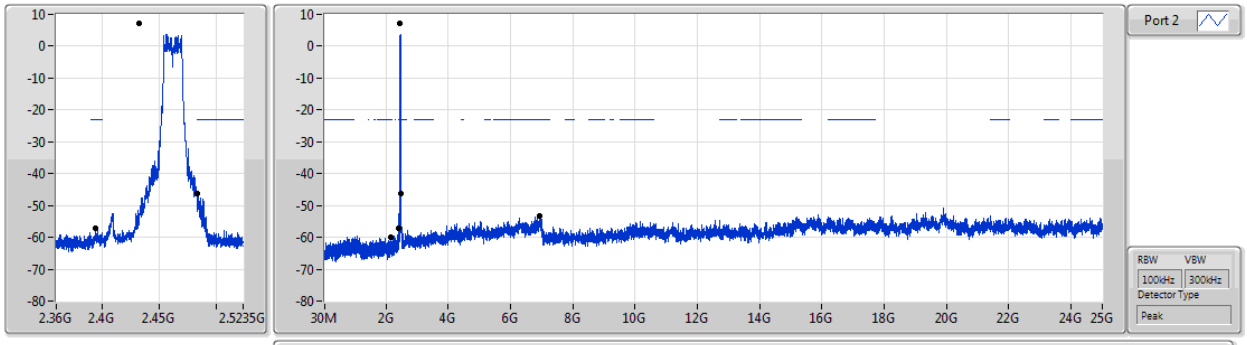

Ref(Hz)	Ref(dBm)	Limit(dBm)	Freq(Hz)	Level(dBm)	Freq(Hz)	Level(dBm)	Freq(Hz)	Level(dBm)	Freq(Hz)	Level(dBm)	Port
2.432064G	7.07	-22.93	2.13399G	-59.85	2.39392G	-57.06	2.48382G	-46.11	6.914846G	-53.32	2

802.11n HT20_Nss1,(MCS0)_1TX(Port2) **CSE NdB**

2412MHz

15/06/2018

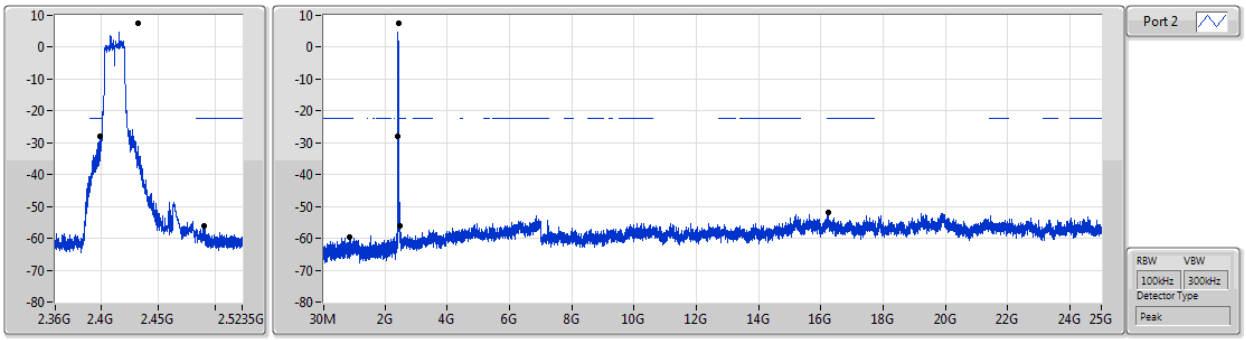

Ref(Hz)	Ref(dBm)	Limit(dBm)	Freq(Hz)	Level(dBm)	Freq(Hz)	Level(dBm)	Freq(Hz)	Level(dBm)	Freq(Hz)	Level(dBm)	Port
2.432064G	7.55	-22.45	851.325M	-59.74	2.39952G	-28.07	2.4907G	-56.22	16.245403G	-51.97	2

802.11n HT20_Nss1,(MCS0)_1TX(Port2) **CSE NdB**

2437MHz

15/06/2018

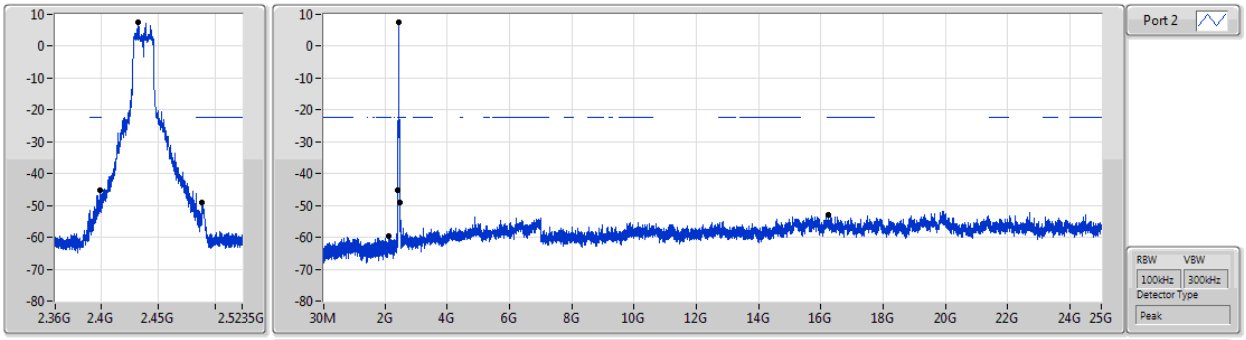

Ref(Hz)	Ref(dBm)	Limit(dBm)	Freq(Hz)	Level(dBm)	Freq(Hz)	Level(dBm)	Freq(Hz)	Level(dBm)	Freq(Hz)	Level(dBm)	Port
2.432064G	7.55	-22.45	2.09904G	-59.64	2.39888G	-45.19	2.48862G	-48.97	16.225736G	-52.79	2

802.11n HT20_Nss1,(MCS0)_1TX(Port2) **CSE NdB**

2462MHz

15/06/2018

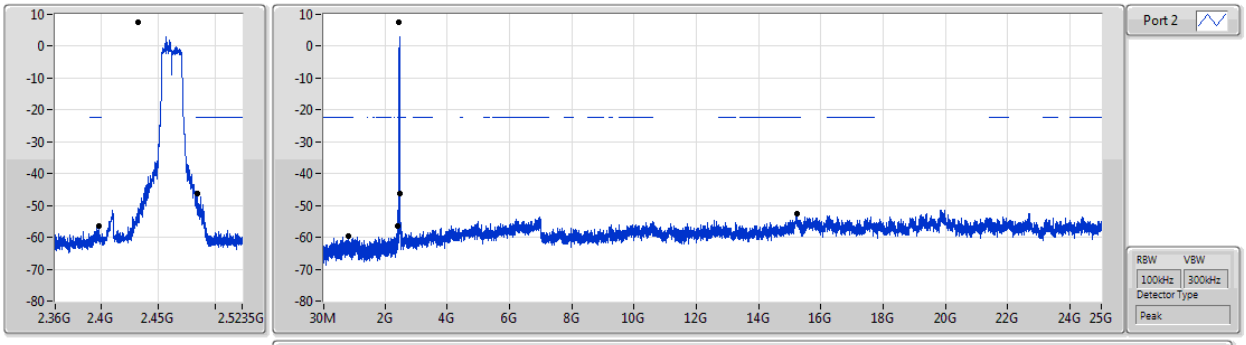

Ref(Hz)	Ref(dBm)	Limit(dBm)	Freq(Hz)	Level(dBm)	Freq(Hz)	Level(dBm)	Freq(Hz)	Level(dBm)	Freq(Hz)	Level(dBm)	Port
2.432064G	7.55	-22.45	831.52M	-59.65	2.39776G	-56.52	2.48414G	-46.09	15.214294G	-52.49	2

802.11n HT40_Nss1,(MCS0)_1TX(Port2) **CSE NdB**

2422MHz

15/06/2018

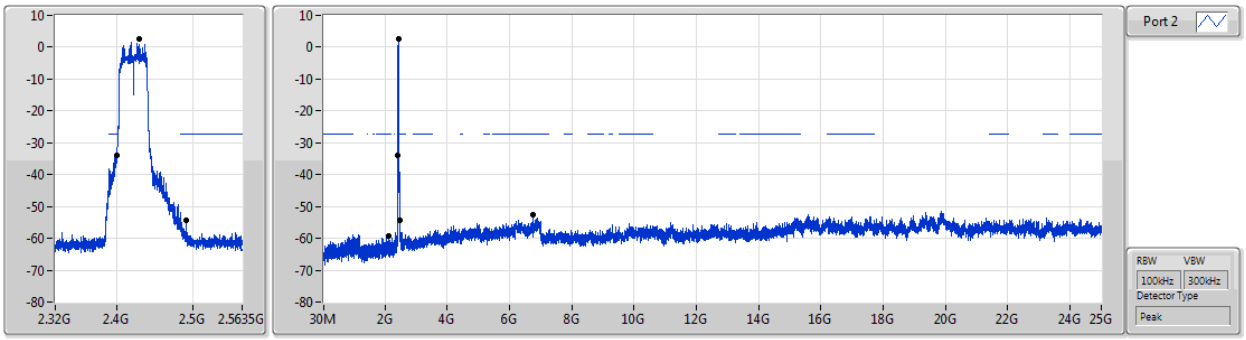

Ref(Hz)	Ref(dBm)	Limit(dBm)	Freq(Hz)	Level(dBm)	Freq(Hz)	Level(dBm)	Freq(Hz)	Level(dBm)	Freq(Hz)	Level(dBm)	Port
2.429392G	2.66	-27.34	2.112755G	-59.24	2.39952G	-34.01	2.4907G	-54.23	6.759126G	-52.47	2

802.11n HT40_Nss1,(MCS0)_1TX(Port2) **CSE NdB**

2437MHz

15/06/2018

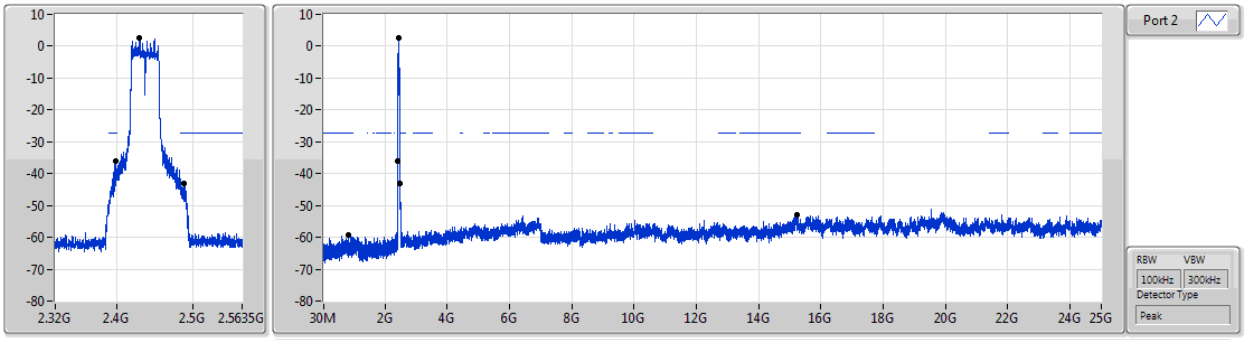

Ref(Hz)	Ref(dBm)	Limit(dBm)	Freq(Hz)	Level(dBm)	Freq(Hz)	Level(dBm)	Freq(Hz)	Level(dBm)	Freq(Hz)	Level(dBm)	Port
2.429392G	2.66	-27.34	826.92M	-59.18	2.3992G	-36.07	2.48734G	-42.93	15.240123G	-52.82	2

802.11n HT40_Nss1,(MCS0)_1TX(Port2) **CSE NdB**

2452MHz

15/06/2018

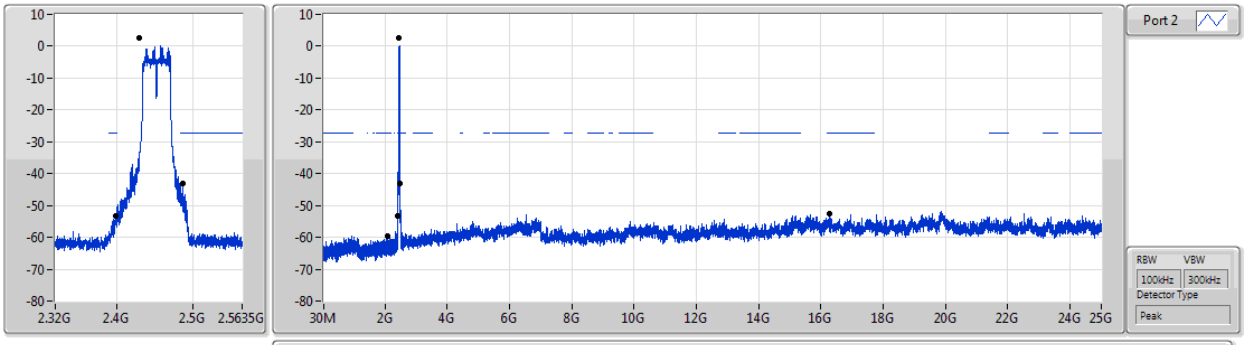

Ref(Hz)	Ref(dBm)	Limit(dBm)	Freq(Hz)	Level(dBm)	Freq(Hz)	Level(dBm)	Freq(Hz)	Level(dBm)	Freq(Hz)	Level(dBm)	Port
2.429392G	2.66	-27.34	2.094435G	-59.59	2.39808G	-53.11	2.48622G	-43.03	16.275006G	-52.54	2

Summary

Mode	Result	Type	Freq (Hz)	Level (dBuV/m)	Limit (dBuV/m)	Margin (dB)	Factor (dB)	Dist (m)	Condition	Azimuth (°)	Height (m)	Comments
2.4-2.4835GHz	-	-	-	-	-	-	-	-	-	-	-	-
802.11n HT40_Nss1,(MCS0)_1TX(Port2)	Pass	QP	31.94M	36.33	40.00	-3.67	-14.36	3	Vertical	285	1.96	-

Result

Mode	Result	Type	Freq (Hz)	Level (dBuV/m)	Limit (dBuV/m)	Margin (dB)	Factor (dB)	Dist (m)	Condition	Azimuth (°)	Height (m)	Comments
802.11n HT40_Nss1,(MCS0)_1TX(Port2)	-	-	-	-	-	-	-	-	-	-	-	-
2437MHz	Pass	PK	125.06M	29.16	43.50	-14.34	-19.22	3	Vertical	360	1.00	-
2437MHz	Pass	PK	212.36M	32.05	43.50	-11.45	-20.95	3	Vertical	360	1.00	-
2437MHz	Pass	PK	303.54M	36.41	46.00	-9.59	-16.60	3	Vertical	360	1.00	-
2437MHz	Pass	PK	530.52M	33.27	46.00	-12.73	-12.09	3	Vertical	360	1.00	-
2437MHz	Pass	PK	953.44M	37.09	46.00	-8.91	-4.71	3	Vertical	360	1.00	-
2437MHz	Pass	QP	31.94M	36.33	40.00	-3.67	-14.36	3	Vertical	285	1.96	-
2437MHz	Pass	PK	125.06M	27.04	43.50	-16.46	-19.22	3	Horizontal	0	1.00	-
2437MHz	Pass	PK	204.6M	28.01	43.50	-15.49	-21.00	3	Horizontal	0	1.00	-
2437MHz	Pass	PK	282.2M	30.89	46.00	-15.11	-17.05	3	Horizontal	0	1.00	-
2437MHz	Pass	PK	315.18M	23.82	46.00	-22.18	-16.46	3	Horizontal	0	1.00	-
2437MHz	Pass	PK	722.58M	30.82	46.00	-15.18	-9.17	3	Horizontal	0	1.00	-
2437MHz	Pass	PK	953.44M	36.59	46.00	-9.41	-4.71	3	Horizontal	0	1.00	-

802.11n HT40_Nss1,(MCS0)_1TX(Port2)

2437MHz_PoE

16/06/2018

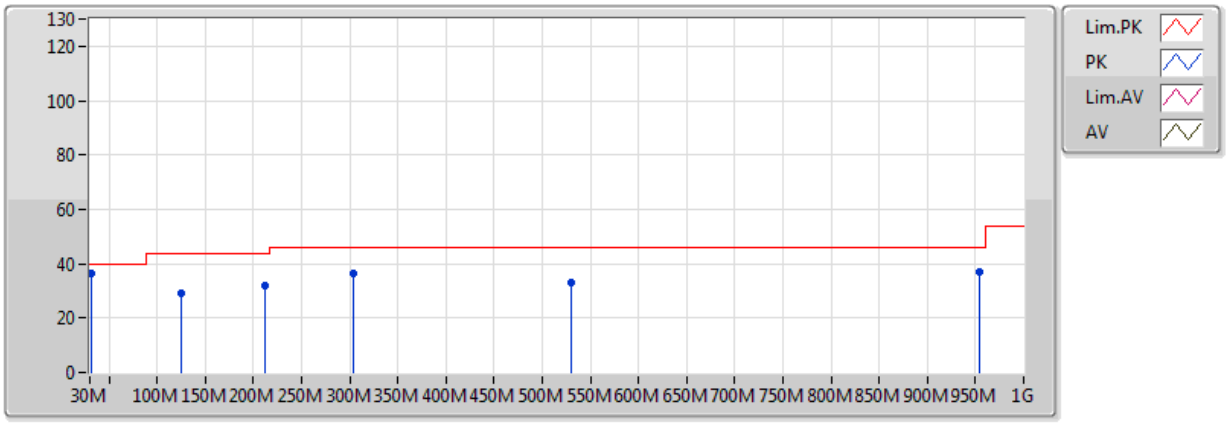

Type	Freq	Level	Limit	Margin	Factor	Dist	Condition	Azimuth	Height	Comments
	(Hz)	(dBuV/m)	(dBuV/m)	(dB)	(dB)	(m)		(°)	(m)	
PK	125.06M	29.16	43.50	-14.34	-19.22	3	Vertical	360	1.00	-
PK	212.36M	32.05	43.50	-11.45	-20.95	3	Vertical	360	1.00	-
PK	303.54M	36.41	46.00	-9.59	-16.60	3	Vertical	360	1.00	-
PK	530.52M	33.27	46.00	-12.73	-12.09	3	Vertical	360	1.00	-
PK	953.44M	37.09	46.00	-8.91	-4.71	3	Vertical	360	1.00	-
QP	31.94M	36.33	40.00	-3.67	-14.36	3	Vertical	285	1.96	-

802.11n HT40_Nss1,(MCS0)_1TX(Port2)

2437MHz_PoE

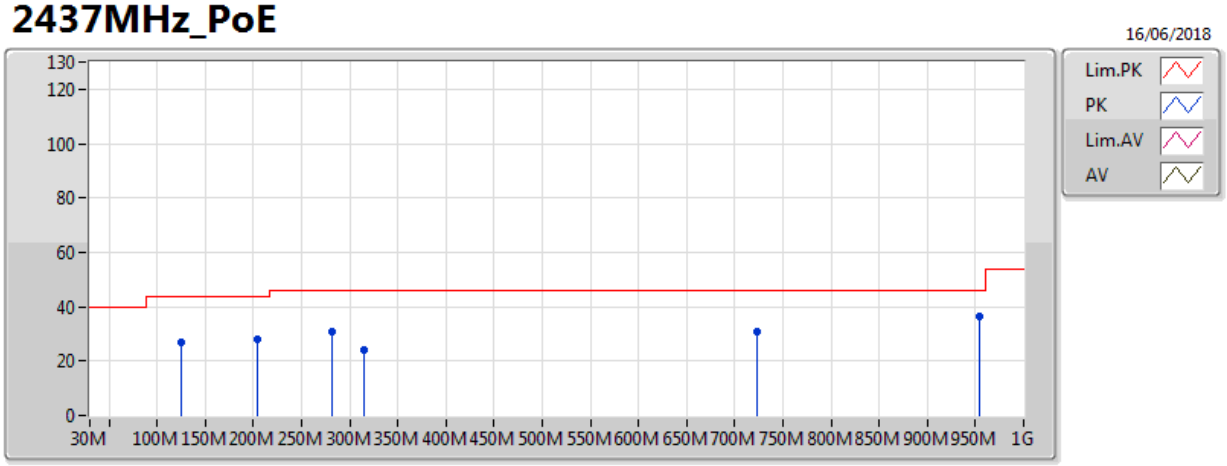

Type	Freq	Level	Limit	Margin	Factor	Dist	Condition	Azimuth	Height	Comments
	(Hz)	(dBuV/m)	(dBuV/m)	(dB)	(dB)	(m)		(°)	(m)	
PK	125.06M	27.04	43.50	-16.46	-19.22	3	Horizontal	0	1.00	-
PK	204.6M	28.01	43.50	-15.49	-21.00	3	Horizontal	0	1.00	-
PK	282.2M	30.89	46.00	-15.11	-17.05	3	Horizontal	0	1.00	-
PK	315.18M	23.82	46.00	-22.18	-16.46	3	Horizontal	0	1.00	-
PK	722.58M	30.82	46.00	-15.18	-9.17	3	Horizontal	0	1.00	-
PK	953.44M	36.59	46.00	-9.41	-4.71	3	Horizontal	0	1.00	-

Summary

Mode	Result	Type	Freq (Hz)	Level (dBuV/m)	Limit (dBuV/m)	Margin (dB)	Factor (dB)	Dist (m)	Condition	Azimuth (°)	Height (m)	Comments
2.4-2.4835GHz	-	-	-	-	-	-	-	-	-	-	-	-
802.11b_Nss1,(1Mbps)_1TX(Port2)	Pass	AV	2.4836G	44.98	54.00	-9.02	31.11	3	Horizontal	302	1.61	-
802.11g_Nss1,(6Mbps)_1TX(Port2)	Pass	AV	2.389998G	52.92	54.00	-1.08	30.77	3	Horizontal	297	1.00	-
802.11n HT20_Nss1,(MCS0)_1TX(Port2)	Pass	PK	2.4836G	72.99	74.00	-1.01	31.11	3	Horizontal	312	2.29	-
802.11n HT40_Nss1,(MCS0)_1TX(Port2)	Pass	AV	2.483502G	52.99	54.00	-1.01	31.11	3	Horizontal	277	2.26	-

Result

Mode	Result	Type	Freq (Hz)	Level (dBuV/m)	Limit (dBuV/m)	Margin (dB)	Factor (dB)	Dist (m)	Condition	Azimuth (°)	Height (m)	Comments
802.11b_Nss1,(1Mbps)_1TX(Port2)	-	-	-	-	-	-	-	-	-	-	-	-
2412MHz	Pass	AV	2.388G	42.80	54.00	-11.20	30.77	3	Vertical	28	2.65	-
2412MHz	Pass	AV	2.4128G	101.93	Inf	-Inf	30.86	3	Vertical	28	2.65	-
2412MHz	Pass	PK	2.3718G	56.27	74.00	-17.73	30.71	3	Vertical	28	2.65	-
2412MHz	Pass	PK	2.4128G	104.29	Inf	-Inf	30.86	3	Vertical	28	2.65	-
2412MHz	Pass	AV	2.389998G	43.68	54.00	-10.32	30.77	3	Horizontal	308	1.04	-
2412MHz	Pass	AV	2.4112G	107.18	Inf	-Inf	30.85	3	Horizontal	308	1.04	-
2412MHz	Pass	PK	2.3642G	56.58	74.00	-17.42	30.68	3	Horizontal	308	1.04	-
2412MHz	Pass	PK	2.4128G	109.42	Inf	-Inf	30.86	3	Horizontal	308	1.04	-
2412MHz	Pass	AV	4.82396G	39.09	54.00	-14.91	2.13	3	Vertical	9	2.24	-
2412MHz	Pass	PK	4.8241G	46.25	74.00	-27.75	2.13	3	Vertical	9	2.24	-
2412MHz	Pass	AV	4.82398G	33.01	54.00	-20.99	2.13	3	Horizontal	329	1.29	-
2412MHz	Pass	PK	4.8239G	44.12	74.00	-29.88	2.13	3	Horizontal	329	1.29	-
2437MHz	Pass	AV	2.3858G	42.79	54.00	-11.21	30.76	3	Vertical	31	2.32	-
2437MHz	Pass	AV	2.4362G	103.13	Inf	-Inf	30.94	3	Vertical	31	2.32	-
2437MHz	Pass	AV	2.4874G	43.55	54.00	-10.45	31.12	3	Vertical	31	2.32	-
2437MHz	Pass	PK	2.387G	56.98	74.00	-17.02	30.76	3	Vertical	31	2.32	-
2437MHz	Pass	PK	2.4378G	105.50	Inf	-Inf	30.95	3	Vertical	31	2.32	-
2437MHz	Pass	PK	2.4882G	56.11	74.00	-17.89	31.13	3	Vertical	31	2.32	-
2437MHz	Pass	AV	2.387G	42.83	54.00	-11.17	30.76	3	Horizontal	307	2.07	-
2437MHz	Pass	AV	2.4378G	107.27	Inf	-Inf	30.95	3	Horizontal	307	2.07	-
2437MHz	Pass	AV	2.483502G	44.02	54.00	-9.98	31.11	3	Horizontal	307	2.07	-
2437MHz	Pass	PK	2.3882G	55.91	74.00	-18.09	30.77	3	Horizontal	307	2.07	-
2437MHz	Pass	PK	2.4378G	109.57	Inf	-Inf	30.95	3	Horizontal	307	2.07	-
2437MHz	Pass	PK	2.4874G	57.06	74.00	-16.94	31.12	3	Horizontal	307	2.07	-
2437MHz	Pass	AV	4.87398G	39.09	54.00	-14.91	2.25	3	Vertical	349	2.32	-
2437MHz	Pass	PK	4.87374G	46.51	74.00	-27.49	2.25	3	Vertical	349	2.32	-
2437MHz	Pass	AV	4.87392G	33.29	54.00	-20.71	2.25	3	Horizontal	182	1.63	-
2437MHz	Pass	PK	4.87388G	44.69	74.00	-29.31	2.25	3	Horizontal	182	1.63	-
2462MHz	Pass	AV	2.4612G	103.28	Inf	-Inf	31.03	3	Vertical	28	2.25	-
2462MHz	Pass	AV	2.483502G	44.20	54.00	-9.80	31.11	3	Vertical	28	2.25	-
2462MHz	Pass	PK	2.4628G	105.53	Inf	-Inf	31.04	3	Vertical	28	2.25	-
2462MHz	Pass	PK	2.4992G	57.26	74.00	-16.74	31.17	3	Vertical	28	2.25	-
2462MHz	Pass	AV	2.4612G	106.88	Inf	-Inf	31.03	3	Horizontal	302	1.61	-
2462MHz	Pass	AV	2.4836G	44.98	54.00	-9.02	31.11	3	Horizontal	302	1.61	-
2462MHz	Pass	PK	2.4628G	109.19	Inf	-Inf	31.04	3	Horizontal	302	1.61	-
2462MHz	Pass	PK	2.484G	57.36	74.00	-16.64	31.12	3	Horizontal	302	1.61	-
2462MHz	Pass	AV	4.92394G	34.65	54.00	-19.35	2.38	3	Vertical	358	3.19	-
2462MHz	Pass	PK	4.92382G	44.71	74.00	-29.29	2.38	3	Vertical	358	3.19	-
2462MHz	Pass	AV	4.92406G	34.04	54.00	-19.96	2.38	3	Horizontal	262	1.75	-
2462MHz	Pass	PK	4.9238G	48.19	74.00	-25.81	2.38	3	Horizontal	262	1.75	-
802.11g_Nss1,(6Mbps)_1TX(Port2)	-	-	-	-	-	-	-	-	-	-	-	-
2412MHz	Pass	AV	2.389998G	47.68	54.00	-6.32	30.77	3	Vertical	30	1.84	-
2412MHz	Pass	AV	2.4168G	96.03	Inf	-Inf	30.87	3	Vertical	30	1.84	-
2412MHz	Pass	PK	2.389998G	66.46	74.00	-7.54	30.77	3	Vertical	30	1.84	-
2412MHz	Pass	PK	2.4156G	105.85	Inf	-Inf	30.87	3	Vertical	30	1.84	-
2412MHz	Pass	AV	2.389998G	52.92	54.00	-1.08	30.77	3	Horizontal	297	1.00	-
2412MHz	Pass	AV	2.4188G	100.26	Inf	-Inf	30.88	3	Horizontal	297	1.00	-

Mode	Result	Type	Freq (Hz)	Level (dBuV/m)	Limit (dBuV/m)	Margin (dB)	Factor (dB)	Dist (m)	Condition	Azimuth (°)	Height (m)	Comments
2412MHz	Pass	PK	2.389998G	72.68	74.00	-1.32	30.77	3	Horizontal	297	1.00	-
2412MHz	Pass	PK	2.4176G	109.89	Inf	-Inf	30.87	3	Horizontal	297	1.00	-
2412MHz	Pass	AV	4.82754G	30.81	54.00	-23.19	2.14	3	Vertical	163	1.57	-
2412MHz	Pass	PK	4.82756G	43.98	74.00	-30.02	2.14	3	Vertical	163	1.57	-
2412MHz	Pass	AV	4.82768G	30.75	54.00	-23.25	2.14	3	Horizontal	98	2.38	-
2412MHz	Pass	PK	4.82846G	43.89	74.00	-30.11	2.14	3	Horizontal	98	2.38	-
2417MHz	Pass	AV	2.3898G	46.03	54.00	-7.97	30.77	3	Vertical	12	2.13	-
2417MHz	Pass	AV	2.4234G	97.85	Inf	-Inf	30.89	3	Vertical	12	2.13	-
2417MHz	Pass	PK	2.389998G	61.06	74.00	-12.94	30.77	3	Vertical	12	2.13	-
2417MHz	Pass	PK	2.4218G	107.46	Inf	-Inf	30.89	3	Vertical	12	2.13	-
2417MHz	Pass	AV	2.389998G	49.82	54.00	-4.18	30.77	3	Horizontal	287	2.12	-
2417MHz	Pass	AV	2.4246G	102.26	Inf	-Inf	30.90	3	Horizontal	287	2.12	-
2417MHz	Pass	PK	2.3892G	67.46	74.00	-6.54	30.77	3	Horizontal	287	2.12	-
2417MHz	Pass	PK	2.4204G	111.41	Inf	-Inf	30.88	3	Horizontal	287	2.12	-
2437MHz	Pass	AV	2.3846G	43.76	54.00	-10.24	30.76	3	Vertical	29	2.32	-
2437MHz	Pass	AV	2.4406G	100.12	Inf	-Inf	30.96	3	Vertical	29	2.32	-
2437MHz	Pass	AV	2.489G	46.18	54.00	-7.82	31.13	3	Vertical	29	2.32	-
2437MHz	Pass	PK	2.3898G	56.22	74.00	-17.78	30.77	3	Vertical	29	2.32	-
2437MHz	Pass	PK	2.4418G	109.58	Inf	-Inf	30.96	3	Vertical	29	2.32	-
2437MHz	Pass	PK	2.4842G	60.50	74.00	-13.50	31.12	3	Vertical	29	2.32	-
2437MHz	Pass	AV	2.385G	45.15	54.00	-8.85	30.76	3	Horizontal	296	1.64	-
2437MHz	Pass	AV	2.4438G	103.50	Inf	-Inf	30.97	3	Horizontal	296	1.64	-
2437MHz	Pass	AV	2.489G	47.42	54.00	-6.58	31.13	3	Horizontal	296	1.64	-
2437MHz	Pass	PK	2.3898G	61.32	74.00	-12.68	30.77	3	Horizontal	296	1.64	-
2437MHz	Pass	PK	2.4426G	112.75	Inf	-Inf	30.96	3	Horizontal	296	1.64	-
2437MHz	Pass	PK	2.4846G	65.06	74.00	-8.94	31.12	3	Horizontal	296	1.64	-
2437MHz	Pass	AV	4.8758G	32.89	54.00	-21.11	2.26	3	Vertical	354	2.19	-
2437MHz	Pass	PK	4.8806G	45.52	74.00	-28.48	2.27	3	Vertical	354	2.19	-
2437MHz	Pass	AV	4.88064G	31.73	54.00	-22.27	2.27	3	Horizontal	292	1.08	-
2437MHz	Pass	PK	4.87476G	45.55	74.00	-28.45	2.26	3	Horizontal	292	1.08	-
2452MHz	Pass	AV	2.457G	100.42	Inf	-Inf	31.02	3	Vertical	8	2.26	-
2452MHz	Pass	AV	2.4836G	51.56	54.00	-2.44	31.11	3	Vertical	8	2.26	-
2452MHz	Pass	PK	2.4488G	109.89	Inf	-Inf	30.99	3	Vertical	8	2.26	-
2452MHz	Pass	PK	2.483502G	70.76	74.00	-3.24	31.11	3	Vertical	8	2.26	-
2452MHz	Pass	AV	2.4468G	102.92	Inf	-Inf	30.98	3	Horizontal	276	1.40	-
2452MHz	Pass	AV	2.483502G	52.65	54.00	-1.35	31.11	3	Horizontal	276	1.40	-
2452MHz	Pass	PK	2.4476G	112.68	Inf	-Inf	30.98	3	Horizontal	276	1.40	-
2452MHz	Pass	PK	2.483502G	71.74	74.00	-2.26	31.11	3	Horizontal	276	1.40	-
2457MHz	Pass	AV	2.46G	98.98	Inf	-Inf	31.03	3	Vertical	13	2.26	-
2457MHz	Pass	AV	2.483502G	51.65	54.00	-2.35	31.11	3	Vertical	13	2.26	-
2457MHz	Pass	PK	2.4522G	108.62	Inf	-Inf	31.00	3	Vertical	13	2.26	-
2457MHz	Pass	PK	2.4836G	69.41	74.00	-4.59	31.11	3	Vertical	13	2.26	-
2457MHz	Pass	AV	2.4524G	101.48	Inf	-Inf	31.00	3	Horizontal	281	2.30	-
2457MHz	Pass	AV	2.483502G	52.91	54.00	-1.09	31.11	3	Horizontal	281	2.30	-
2457MHz	Pass	PK	2.4524G	111.24	Inf	-Inf	31.00	3	Horizontal	281	2.30	-
2457MHz	Pass	PK	2.4838G	70.27	74.00	-3.73	31.11	3	Horizontal	281	2.30	-
2462MHz	Pass	AV	2.4684G	96.86	Inf	-Inf	31.06	3	Vertical	24	3.19	-
2462MHz	Pass	AV	2.483502G	49.52	54.00	-4.48	31.11	3	Vertical	24	3.19	-
2462MHz	Pass	PK	2.4664G	106.88	Inf	-Inf	31.05	3	Vertical	24	3.19	-

Mode	Result	Type	Freq (Hz)	Level (dBuV/m)	Limit (dBuV/m)	Margin (dB)	Factor (dB)	Dist (m)	Condition	Azimuth (°)	Height (m)	Comments
2462MHz	Pass	PK	2.484G	70.06	74.00	-3.94	31.12	3	Vertical	24	3.19	-
2462MHz	Pass	AV	2.4672G	99.65	Inf	-Inf	31.05	3	Horizontal	310	2.26	-
2462MHz	Pass	AV	2.483502G	50.96	54.00	-3.04	31.11	3	Horizontal	310	2.26	-
2462MHz	Pass	PK	2.4664G	110.40	Inf	-Inf	31.05	3	Horizontal	310	2.26	-
2462MHz	Pass	PK	2.483502G	72.86	74.00	-1.14	31.11	3	Horizontal	310	2.26	-
2462MHz	Pass	AV	4.92872G	31.26	54.00	-22.74	2.39	3	Vertical	276	2.35	-
2462MHz	Pass	PK	4.92772G	44.08	74.00	-29.92	2.39	3	Vertical	276	2.35	-
2462MHz	Pass	AV	4.92624G	31.38	54.00	-22.62	2.39	3	Horizontal	122	2.18	-
2462MHz	Pass	PK	4.91948G	44.29	74.00	-29.71	2.37	3	Horizontal	122	2.18	-
802.11n HT20_Nss1,(MCS0)_1TX(Port2)	-	-	-	-	-	-	-	-	-	-	-	-
2412MHz	Pass	AV	2.389998G	48.03	54.00	-5.97	30.77	3	Vertical	28	2.64	-
2412MHz	Pass	AV	2.4162G	96.10	Inf	-Inf	30.87	3	Vertical	28	2.64	-
2412MHz	Pass	PK	2.389998G	68.36	74.00	-5.64	30.77	3	Vertical	28	2.64	-
2412MHz	Pass	PK	2.4148G	106.32	Inf	-Inf	30.86	3	Vertical	28	2.64	-
2412MHz	Pass	AV	2.389998G	52.13	54.00	-1.87	30.77	3	Horizontal	293	1.85	-
2412MHz	Pass	AV	2.4188G	99.14	Inf	-Inf	30.88	3	Horizontal	293	1.85	-
2412MHz	Pass	PK	2.3898G	72.96	74.00	-1.04	30.77	3	Horizontal	293	1.85	-
2412MHz	Pass	PK	2.419G	109.46	Inf	-Inf	30.88	3	Horizontal	293	1.85	-
2412MHz	Pass	AV	4.82802G	30.72	54.00	-23.28	2.14	3	Vertical	135	1.88	-
2412MHz	Pass	PK	4.82568G	43.75	74.00	-30.25	2.13	3	Vertical	135	1.88	-
2412MHz	Pass	AV	4.82862G	30.61	54.00	-23.39	2.14	3	Horizontal	313	1.43	-
2412MHz	Pass	PK	4.82834G	43.90	74.00	-30.10	2.14	3	Horizontal	313	1.43	-
2417MHz	Pass	AV	2.3898G	47.03	54.00	-6.97	30.77	3	Vertical	8	2.07	-
2417MHz	Pass	AV	2.4218G	97.65	Inf	-Inf	30.89	3	Vertical	8	2.07	-
2417MHz	Pass	PK	2.3896G	62.97	74.00	-11.03	30.77	3	Vertical	8	2.07	-
2417MHz	Pass	PK	2.422G	108.00	Inf	-Inf	30.89	3	Vertical	8	2.07	-
2417MHz	Pass	AV	2.389998G	50.17	54.00	-3.83	30.77	3	Horizontal	278	2.08	-
2417MHz	Pass	AV	2.4228G	101.72	Inf	-Inf	30.89	3	Horizontal	278	2.08	-
2417MHz	Pass	PK	2.3896G	67.13	74.00	-6.87	30.77	3	Horizontal	278	2.08	-
2417MHz	Pass	PK	2.4214G	111.57	Inf	-Inf	30.89	3	Horizontal	278	2.08	-
2437MHz	Pass	AV	2.3854G	44.18	54.00	-9.82	30.76	3	Vertical	26	2.31	-
2437MHz	Pass	AV	2.4446G	100.19	Inf	-Inf	30.97	3	Vertical	26	2.31	-
2437MHz	Pass	AV	2.4886G	47.66	54.00	-6.34	31.13	3	Vertical	26	2.31	-
2437MHz	Pass	PK	2.3894G	60.93	74.00	-13.07	30.77	3	Vertical	26	2.31	-
2437MHz	Pass	PK	2.439G	110.06	Inf	-Inf	30.95	3	Vertical	26	2.31	-
2437MHz	Pass	PK	2.4838G	63.60	74.00	-10.40	31.11	3	Vertical	26	2.31	-
2437MHz	Pass	AV	2.3854G	45.89	54.00	-8.11	30.76	3	Horizontal	295	1.58	-
2437MHz	Pass	AV	2.4422G	103.18	Inf	-Inf	30.96	3	Horizontal	295	1.58	-
2437MHz	Pass	AV	2.4886G	49.44	54.00	-4.56	31.13	3	Horizontal	295	1.58	-
2437MHz	Pass	PK	2.3894G	61.95	74.00	-12.05	30.77	3	Horizontal	295	1.58	-
2437MHz	Pass	PK	2.4442G	113.22	Inf	-Inf	30.97	3	Horizontal	295	1.58	-
2437MHz	Pass	PK	2.4838G	67.48	74.00	-6.52	31.11	3	Horizontal	295	1.58	-
2437MHz	Pass	AV	4.88G	32.25	54.00	-21.75	2.27	3	Vertical	309	2.23	-
2437MHz	Pass	PK	4.8727G	45.72	74.00	-28.28	2.25	3	Vertical	309	2.23	-
2437MHz	Pass	AV	4.8709G	31.13	54.00	-22.87	2.25	3	Horizontal	351	1.58	-
2437MHz	Pass	PK	4.87016G	43.45	74.00	-30.55	2.25	3	Horizontal	351	1.58	-
2447MHz	Pass	AV	2.4424G	99.80	Inf	-Inf	30.96	3	Vertical	11	2.07	-
2447MHz	Pass	AV	2.483502G	48.48	54.00	-5.52	31.11	3	Vertical	11	2.07	-
2447MHz	Pass	PK	2.4418G	110.23	Inf	-Inf	30.96	3	Vertical	11	2.07	-

Mode	Result	Type	Freq (Hz)	Level (dBuV/m)	Limit (dBuV/m)	Margin (dB)	Factor (dB)	Dist (m)	Condition	Azimuth (°)	Height (m)	Comments
2447MHz	Pass	PK	2.484G	67.34	74.00	-6.66	31.12	3	Vertical	11	2.07	-
2447MHz	Pass	AV	2.4536G	103.47	Inf	-Inf	31.00	3	Horizontal	292	2.31	-
2447MHz	Pass	AV	2.483502G	50.85	54.00	-3.15	31.11	3	Horizontal	292	2.31	-
2447MHz	Pass	PK	2.441G	113.44	Inf	-Inf	30.96	3	Horizontal	292	2.31	-
2447MHz	Pass	PK	2.484G	71.05	74.00	-2.95	31.12	3	Horizontal	292	2.31	-
2452MHz	Pass	AV	2.4602G	99.07	Inf	-Inf	31.03	3	Vertical	7	2.25	-
2452MHz	Pass	AV	2.483502G	50.84	54.00	-3.16	31.11	3	Vertical	7	2.25	-
2452MHz	Pass	PK	2.4596G	109.48	Inf	-Inf	31.02	3	Vertical	7	2.25	-
2452MHz	Pass	PK	2.4852G	68.11	74.00	-5.89	31.12	3	Vertical	7	2.25	-
2452MHz	Pass	AV	2.4594G	101.83	Inf	-Inf	31.02	3	Horizontal	294	2.28	-
2452MHz	Pass	AV	2.483502G	52.70	54.00	-1.30	31.11	3	Horizontal	294	2.28	-
2452MHz	Pass	PK	2.4492G	111.98	Inf	-Inf	30.99	3	Horizontal	294	2.28	-
2452MHz	Pass	PK	2.4838G	71.20	74.00	-2.80	31.11	3	Horizontal	294	2.28	-
2457MHz	Pass	AV	2.4636G	98.13	Inf	-Inf	31.04	3	Vertical	4	2.27	-
2457MHz	Pass	AV	2.4836G	51.16	54.00	-2.84	31.11	3	Vertical	4	2.27	-
2457MHz	Pass	PK	2.461G	108.37	Inf	-Inf	31.03	3	Vertical	4	2.27	-
2457MHz	Pass	PK	2.4848G	68.46	74.00	-5.54	31.12	3	Vertical	4	2.27	-
2457MHz	Pass	AV	2.4632G	100.49	Inf	-Inf	31.04	3	Horizontal	289	2.04	-
2457MHz	Pass	AV	2.483502G	52.82	54.00	-1.18	31.11	3	Horizontal	289	2.04	-
2457MHz	Pass	PK	2.4538G	110.52	Inf	-Inf	31.00	3	Horizontal	289	2.04	-
2457MHz	Pass	PK	2.483502G	70.10	74.00	-3.90	31.11	3	Horizontal	289	2.04	-
2462MHz	Pass	AV	2.4694G	95.91	Inf	-Inf	31.06	3	Vertical	25	2.05	-
2462MHz	Pass	AV	2.483502G	48.63	54.00	-5.37	31.11	3	Vertical	25	2.05	-
2462MHz	Pass	PK	2.469G	106.54	Inf	-Inf	31.06	3	Vertical	25	2.05	-
2462MHz	Pass	PK	2.4836G	70.01	74.00	-3.99	31.11	3	Vertical	25	2.05	-
2462MHz	Pass	AV	2.4686G	98.84	Inf	-Inf	31.06	3	Horizontal	312	2.29	-
2462MHz	Pass	AV	2.4836G	50.19	54.00	-3.81	31.11	3	Horizontal	312	2.29	-
2462MHz	Pass	PK	2.469G	109.78	Inf	-Inf	31.06	3	Horizontal	312	2.29	-
2462MHz	Pass	PK	2.4836G	72.99	74.00	-1.01	31.11	3	Horizontal	312	2.29	-
2462MHz	Pass	AV	4.92608G	31.02	54.00	-22.98	2.39	3	Vertical	302	1.75	-
2462MHz	Pass	PK	4.92736G	43.75	74.00	-30.25	2.39	3	Vertical	302	1.75	-
2462MHz	Pass	AV	4.92842G	31.24	54.00	-22.76	2.39	3	Horizontal	354	1.87	-
2462MHz	Pass	PK	4.91962G	44.20	74.00	-29.80	2.37	3	Horizontal	354	1.87	-
802.11n HT40_Nss1,(MCS0)_1TX(Port2)	-	-	-	-	-	-	-	-	-	-	-	-
2422MHz	Pass	AV	2.389998G	48.42	54.00	-5.58	30.77	3	Vertical	19	2.32	-
2422MHz	Pass	AV	2.4356G	93.77	Inf	-Inf	30.94	3	Vertical	19	2.32	-
2422MHz	Pass	AV	2.4848G	46.33	54.00	-7.67	31.12	3	Vertical	19	2.32	-
2422MHz	Pass	PK	2.3884G	64.58	74.00	-9.42	30.77	3	Vertical	19	2.32	-
2422MHz	Pass	PK	2.434G	102.92	Inf	-Inf	30.93	3	Vertical	19	2.32	-
2422MHz	Pass	PK	2.4852G	60.08	74.00	-13.92	31.12	3	Vertical	19	2.32	-
2422MHz	Pass	AV	2.3892G	52.80	54.00	-1.20	30.77	3	Horizontal	304	2.09	-
2422MHz	Pass	AV	2.434G	97.30	Inf	-Inf	30.93	3	Horizontal	304	2.09	-
2422MHz	Pass	AV	2.483502G	47.28	54.00	-6.72	31.11	3	Horizontal	304	2.09	-
2422MHz	Pass	PK	2.3884G	70.94	74.00	-3.06	30.77	3	Horizontal	304	2.09	-
2422MHz	Pass	PK	2.4324G	106.67	Inf	-Inf	30.93	3	Horizontal	304	2.09	-
2422MHz	Pass	PK	2.483502G	64.53	74.00	-9.47	31.11	3	Horizontal	304	2.09	-
2422MHz	Pass	AV	4.8413G	31.99	54.00	-22.01	2.17	3	Vertical	252	1.22	-
2422MHz	Pass	PK	4.84116G	44.38	74.00	-29.62	2.17	3	Vertical	252	1.22	-
2422MHz	Pass	AV	4.8398G	31.35	54.00	-22.65	2.17	3	Horizontal	183	1.82	-

Mode	Result	Type	Freq (Hz)	Level (dBuV/m)	Limit (dBuV/m)	Margin (dB)	Factor (dB)	Dist (m)	Condition	Azimuth (°)	Height (m)	Comments
2422MHz	Pass	PK	4.84748G	43.98	74.00	-30.02	2.19	3	Horizontal	183	1.82	-
2427MHz	Pass	AV	2.3898G	49.69	54.00	-4.31	30.77	3	Vertical	9	2.07	-
2427MHz	Pass	AV	2.4418G	95.08	Inf	-Inf	30.96	3	Vertical	9	2.07	-
2427MHz	Pass	AV	2.483502G	48.18	54.00	-5.82	31.11	3	Vertical	9	2.07	-
2427MHz	Pass	PK	2.3898G	64.41	74.00	-9.59	30.77	3	Vertical	9	2.07	-
2427MHz	Pass	PK	2.443G	105.27	Inf	-Inf	30.96	3	Vertical	9	2.07	-
2427MHz	Pass	PK	2.4866G	62.38	74.00	-11.62	31.12	3	Vertical	9	2.07	-
2427MHz	Pass	AV	2.3894G	52.88	54.00	-1.12	30.77	3	Horizontal	293	2.06	-
2427MHz	Pass	AV	2.4394G	98.11	Inf	-Inf	30.95	3	Horizontal	293	2.06	-
2427MHz	Pass	AV	2.4846G	49.70	54.00	-4.30	31.12	3	Horizontal	293	2.06	-
2427MHz	Pass	PK	2.3894G	70.69	74.00	-3.31	30.77	3	Horizontal	293	2.06	-
2427MHz	Pass	PK	2.4374G	107.50	Inf	-Inf	30.94	3	Horizontal	293	2.06	-
2427MHz	Pass	PK	2.483502G	64.16	74.00	-9.84	31.11	3	Horizontal	293	2.06	-
2432MHz	Pass	AV	2.389998G	48.60	54.00	-5.40	30.77	3	Vertical	8	2.32	-
2432MHz	Pass	AV	2.4428G	95.83	Inf	-Inf	30.96	3	Vertical	8	2.32	-
2432MHz	Pass	AV	2.4844G	49.10	54.00	-4.90	31.12	3	Vertical	8	2.32	-
2432MHz	Pass	PK	2.3884G	64.44	74.00	-9.56	30.77	3	Vertical	8	2.32	-
2432MHz	Pass	PK	2.4436G	105.21	Inf	-Inf	30.97	3	Vertical	8	2.32	-
2432MHz	Pass	PK	2.483502G	63.51	74.00	-10.49	31.11	3	Vertical	8	2.32	-
2432MHz	Pass	AV	2.389998G	52.88	54.00	-1.12	30.77	3	Horizontal	286	2.06	-
2432MHz	Pass	AV	2.4416G	98.96	Inf	-Inf	30.96	3	Horizontal	286	2.06	-
2432MHz	Pass	AV	2.483502G	51.15	54.00	-2.85	31.11	3	Horizontal	286	2.06	-
2432MHz	Pass	PK	2.3896G	66.78	74.00	-7.22	30.77	3	Horizontal	286	2.06	-
2432MHz	Pass	PK	2.4392G	108.09	Inf	-Inf	30.95	3	Horizontal	286	2.06	-
2432MHz	Pass	PK	2.483502G	64.55	74.00	-9.45	31.11	3	Horizontal	286	2.06	-
2437MHz	Pass	AV	2.3894G	47.07	54.00	-6.93	30.77	3	Vertical	19	2.06	-
2437MHz	Pass	AV	2.4486G	94.73	Inf	-Inf	30.98	3	Vertical	19	2.06	-
2437MHz	Pass	AV	2.483502G	51.05	54.00	-2.95	31.11	3	Vertical	19	2.06	-
2437MHz	Pass	PK	2.3898G	60.01	74.00	-13.99	30.77	3	Vertical	19	2.06	-
2437MHz	Pass	PK	2.4422G	104.51	Inf	-Inf	30.96	3	Vertical	19	2.06	-
2437MHz	Pass	PK	2.4842G	68.43	74.00	-5.57	31.12	3	Vertical	19	2.06	-
2437MHz	Pass	AV	2.3898G	50.14	54.00	-3.86	30.77	3	Horizontal	292	1.41	-
2437MHz	Pass	AV	2.4494G	97.99	Inf	-Inf	30.99	3	Horizontal	292	1.41	-
2437MHz	Pass	AV	2.483502G	52.96	54.00	-1.04	31.11	3	Horizontal	292	1.41	-
2437MHz	Pass	PK	2.3898G	63.58	74.00	-10.42	30.77	3	Horizontal	292	1.41	-
2437MHz	Pass	PK	2.4442G	108.06	Inf	-Inf	30.97	3	Horizontal	292	1.41	-
2437MHz	Pass	PK	2.4842G	68.50	74.00	-5.50	31.12	3	Horizontal	292	1.41	-
2437MHz	Pass	AV	4.87108G	31.22	54.00	-22.78	2.25	3	Vertical	351	1.28	-
2437MHz	Pass	PK	4.87752G	43.42	74.00	-30.58	2.26	3	Vertical	351	1.28	-
2437MHz	Pass	AV	4.8702G	31.06	54.00	-22.94	2.25	3	Horizontal	117	2.36	-
2437MHz	Pass	PK	4.8696G	43.73	74.00	-30.27	2.24	3	Horizontal	117	2.36	-
2442MHz	Pass	AV	2.389998G	44.64	54.00	-9.36	30.77	3	Vertical	0	2.25	-
2442MHz	Pass	AV	2.454G	94.57	Inf	-Inf	31.00	3	Vertical	0	2.25	-
2442MHz	Pass	AV	2.484G	51.07	54.00	-2.93	31.12	3	Vertical	0	2.25	-
2442MHz	Pass	PK	2.356G	56.52	74.00	-17.48	30.66	3	Vertical	0	2.25	-
2442MHz	Pass	PK	2.4532G	104.09	Inf	-Inf	31.00	3	Vertical	0	2.25	-
2442MHz	Pass	PK	2.486G	66.91	74.00	-7.09	31.12	3	Vertical	0	2.25	-
2442MHz	Pass	AV	2.389998G	46.52	54.00	-7.48	30.77	3	Horizontal	277	2.26	-
2442MHz	Pass	AV	2.4548G	97.47	Inf	-Inf	31.01	3	Horizontal	277	2.26	-

Mode	Result	Type	Freq (Hz)	Level (dBuV/m)	Limit (dBuV/m)	Margin (dB)	Factor (dB)	Dist (m)	Condition	Azimuth (°)	Height (m)	Comments
2442MHz	Pass	AV	2.483502G	52.99	54.00	-1.01	31.11	3	Horizontal	277	2.26	-
2442MHz	Pass	PK	2.3896G	59.09	74.00	-14.91	30.77	3	Horizontal	277	2.26	-
2442MHz	Pass	PK	2.452G	107.15	Inf	-Inf	31.00	3	Horizontal	277	2.26	-
2442MHz	Pass	PK	2.4844G	72.48	74.00	-1.52	31.12	3	Horizontal	277	2.26	-
2447MHz	Pass	AV	2.389G	44.38	54.00	-9.62	30.77	3	Vertical	7	2.26	-
2447MHz	Pass	AV	2.4598G	94.75	Inf	-Inf	31.03	3	Vertical	7	2.26	-
2447MHz	Pass	AV	2.483502G	51.56	54.00	-2.44	31.11	3	Vertical	7	2.26	-
2447MHz	Pass	PK	2.3894G	56.17	74.00	-17.83	30.77	3	Vertical	7	2.26	-
2447MHz	Pass	PK	2.4574G	103.84	Inf	-Inf	31.02	3	Vertical	7	2.26	-
2447MHz	Pass	PK	2.4838G	72.66	74.00	-1.34	31.11	3	Vertical	7	2.26	-
2447MHz	Pass	AV	2.3898G	45.17	54.00	-8.83	30.77	3	Horizontal	289	2.07	-
2447MHz	Pass	AV	2.4342G	96.98	Inf	-Inf	30.93	3	Horizontal	289	2.07	-
2447MHz	Pass	AV	2.4842G	52.93	54.00	-1.07	31.12	3	Horizontal	289	2.07	-
2447MHz	Pass	PK	2.3898G	58.96	74.00	-15.04	30.77	3	Horizontal	289	2.07	-
2447MHz	Pass	PK	2.4366G	107.00	Inf	-Inf	30.94	3	Horizontal	289	2.07	-
2447MHz	Pass	PK	2.483502G	72.58	74.00	-1.42	31.11	3	Horizontal	289	2.07	-
2452MHz	Pass	AV	2.3576G	43.98	54.00	-10.02	30.66	3	Vertical	18	2.28	-
2452MHz	Pass	AV	2.4624G	93.72	Inf	-Inf	31.03	3	Vertical	18	2.28	-
2452MHz	Pass	AV	2.483502G	50.03	54.00	-3.97	31.11	3	Vertical	18	2.28	-
2452MHz	Pass	PK	2.3668G	55.72	74.00	-18.28	30.70	3	Vertical	18	2.28	-
2452MHz	Pass	PK	2.4624G	103.45	Inf	-Inf	31.03	3	Vertical	18	2.28	-
2452MHz	Pass	PK	2.483502G	72.61	74.00	-1.39	31.11	3	Vertical	18	2.28	-
2452MHz	Pass	AV	2.3888G	44.18	54.00	-9.82	30.77	3	Horizontal	209	1.48	-
2452MHz	Pass	AV	2.4504G	96.36	Inf	-Inf	30.99	3	Horizontal	209	1.48	-
2452MHz	Pass	AV	2.483502G	52.28	54.00	-1.72	31.11	3	Horizontal	209	1.48	-
2452MHz	Pass	PK	2.389998G	57.41	74.00	-16.59	30.77	3	Horizontal	209	1.48	-
2452MHz	Pass	PK	2.4488G	105.74	Inf	-Inf	30.99	3	Horizontal	209	1.48	-
2452MHz	Pass	PK	2.4856G	72.95	74.00	-1.05	31.12	3	Horizontal	209	1.48	-
2452MHz	Pass	AV	4.90374G	31.40	54.00	-22.60	2.33	3	Vertical	64	1.59	-
2452MHz	Pass	PK	4.90562G	43.31	74.00	-30.69	2.33	3	Vertical	64	1.59	-
2452MHz	Pass	AV	4.89946G	31.54	54.00	-22.46	2.32	3	Horizontal	113	1.06	-
2452MHz	Pass	PK	4.90018G	43.26	74.00	-30.74	2.32	3	Horizontal	113	1.06	-

802.11b_Nss1,(1Mbps)_1TX(Port2)

2412MHz_TX

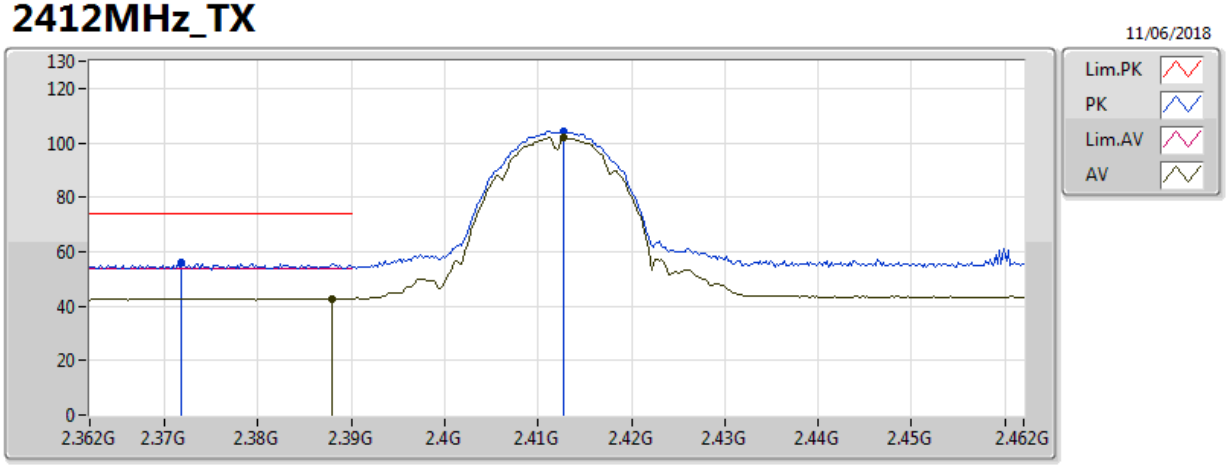

Type	Freq	Level	Limit	Margin	Factor	Dist	Condition	Azimuth	Height	Comments
	(Hz)	(dBuV/m)	(dBuV/m)	(dB)	(dB)	(m)		(°)	(m)	
AV	2.388G	42.80	54.00	-11.20	30.77	3	Vertical	28	2.65	-
AV	2.4128G	101.93	Inf	-Inf	30.86	3	Vertical	28	2.65	-
PK	2.3718G	56.27	74.00	-17.73	30.71	3	Vertical	28	2.65	-
PK	2.4128G	104.29	Inf	-Inf	30.86	3	Vertical	28	2.65	-

802.11b_Nss1,(1Mbps)_1TX(Port2)

2412MHz_TX

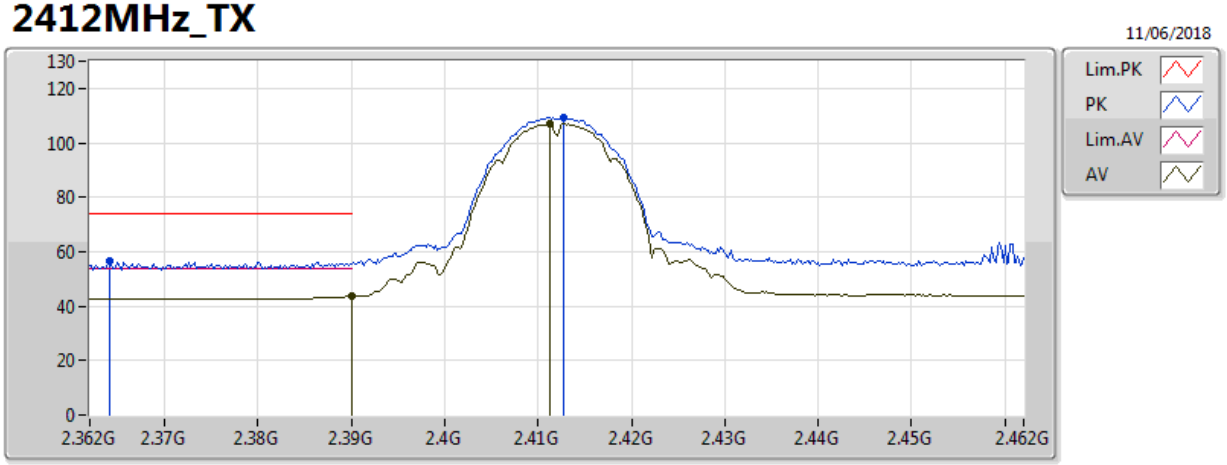

Type	Freq	Level	Limit	Margin	Factor	Dist	Condition	Azimuth	Height	Comments
	(Hz)	(dBuV/m)	(dBuV/m)	(dB)	(dB)	(m)		(°)	(m)	
AV	2.389998G	43.68	54.00	-10.32	30.77	3	Horizontal	308	1.04	-
AV	2.4112G	107.18	Inf	-Inf	30.85	3	Horizontal	308	1.04	-
PK	2.3642G	56.58	74.00	-17.42	30.68	3	Horizontal	308	1.04	-
PK	2.4128G	109.42	Inf	-Inf	30.86	3	Horizontal	308	1.04	-

802.11b_Nss1,(1Mbps)_1TX(Port2)

2412MHz_TX

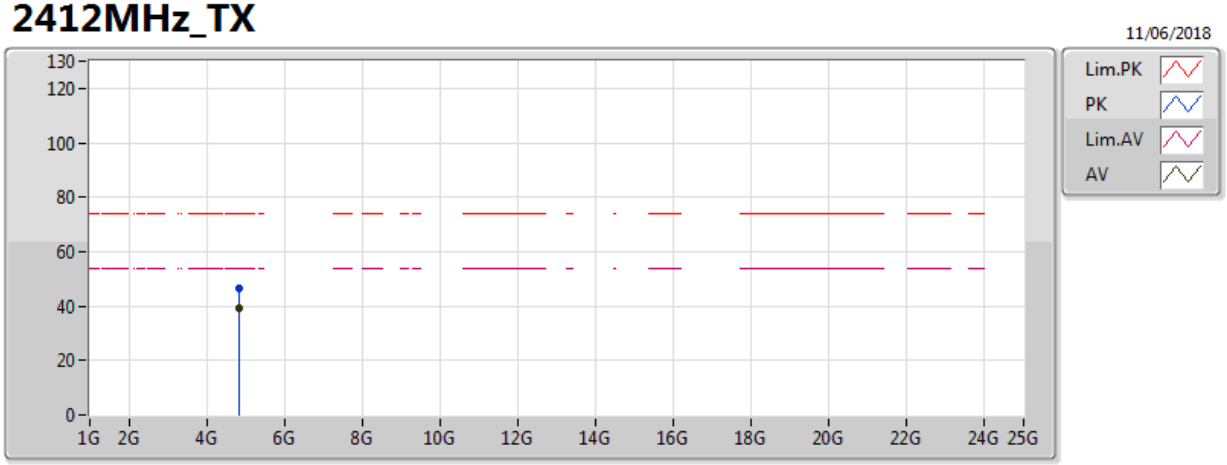

Type	Freq	Level	Limit	Margin	Factor	Dist	Condition	Azimuth	Height	Comments
	(Hz)	(dBuV/m)	(dBuV/m)	(dB)	(dB)	(m)		(°)	(m)	
AV	4.82396G	39.09	54.00	-14.91	2.13	3	Vertical	9	2.24	-
PK	4.8241G	46.25	74.00	-27.75	2.13	3	Vertical	9	2.24	-

802.11b_Nss1,(1Mbps)_1TX(Port2)

2412MHz_TX

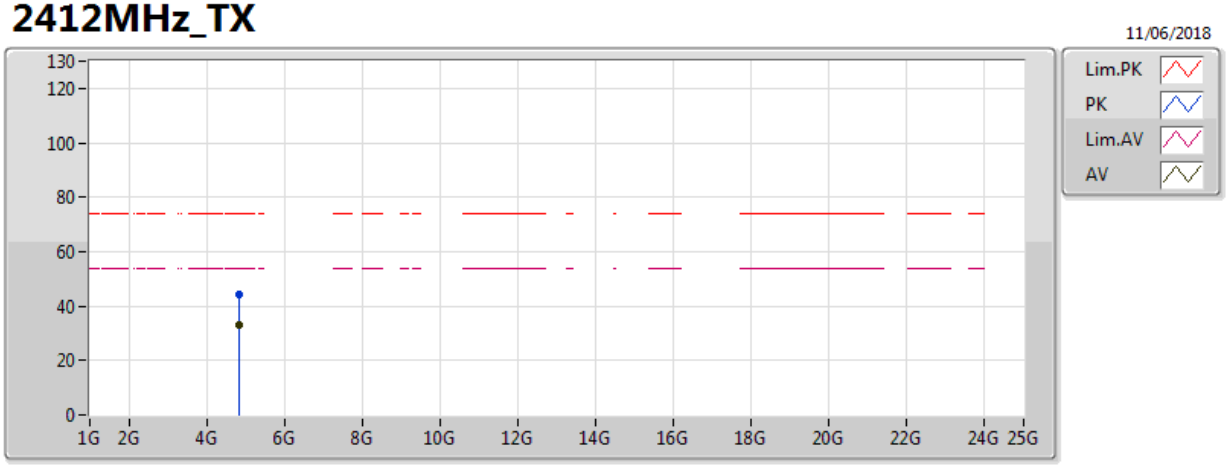

Type	Freq	Level	Limit	Margin	Factor	Dist	Condition	Azimuth	Height	Comments
	(Hz)	(dBuV/m)	(dBuV/m)	(dB)	(dB)	(m)		(°)	(m)	
AV	4.82398G	33.01	54.00	-20.99	2.13	3	Horizontal	329	1.29	-
PK	4.8239G	44.12	74.00	-29.88	2.13	3	Horizontal	329	1.29	-

802.11b_Nss1,(1Mbps)_1TX(Port2)

2437MHz_TX

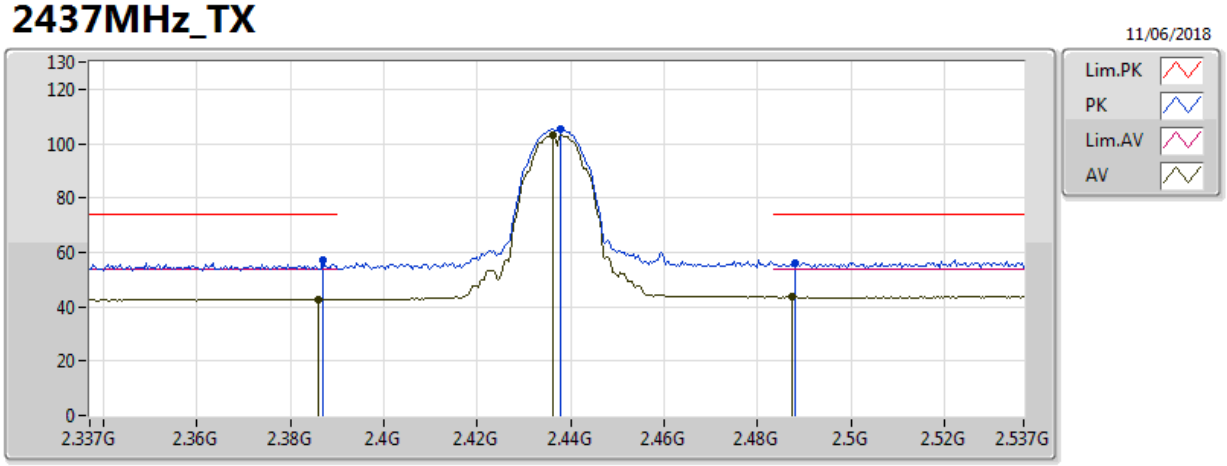

Type	Freq	Level	Limit	Margin	Factor	Dist	Condition	Azimuth	Height	Comments
	(Hz)	(dBuV/m)	(dBuV/m)	(dB)	(dB)	(m)		(°)	(m)	
AV	2.3858G	42.79	54.00	-11.21	30.76	3	Vertical	31	2.32	-
AV	2.4362G	103.13	Inf	-Inf	30.94	3	Vertical	31	2.32	-
AV	2.4874G	43.55	54.00	-10.45	31.12	3	Vertical	31	2.32	-
PK	2.387G	56.98	74.00	-17.02	30.76	3	Vertical	31	2.32	-
PK	2.4378G	105.50	Inf	-Inf	30.95	3	Vertical	31	2.32	-
PK	2.4882G	56.11	74.00	-17.89	31.13	3	Vertical	31	2.32	-

802.11b_Nss1,(1Mbps)_1TX(Port2)

2437MHz_TX

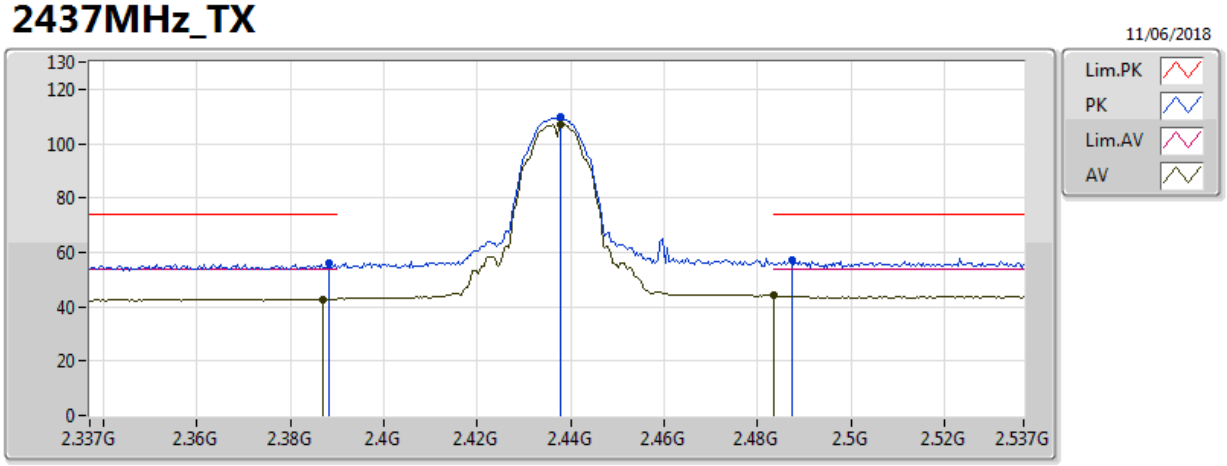

Type	Freq	Level	Limit	Margin	Factor	Dist	Condition	Azimuth	Height	Comments
	(Hz)	(dBuV/m)	(dBuV/m)	(dB)	(dB)	(m)		(°)	(m)	
AV	2.387G	42.83	54.00	-11.17	30.76	3	Horizontal	307	2.07	-
AV	2.4378G	107.27	Inf	-Inf	30.95	3	Horizontal	307	2.07	-
AV	2.483502G	44.02	54.00	-9.98	31.11	3	Horizontal	307	2.07	-
PK	2.3882G	55.91	74.00	-18.09	30.77	3	Horizontal	307	2.07	-
PK	2.4378G	109.57	Inf	-Inf	30.95	3	Horizontal	307	2.07	-
PK	2.4874G	57.06	74.00	-16.94	31.12	3	Horizontal	307	2.07	-

802.11b_Nss1,(1Mbps)_1TX(Port2)

2437MHz_TX

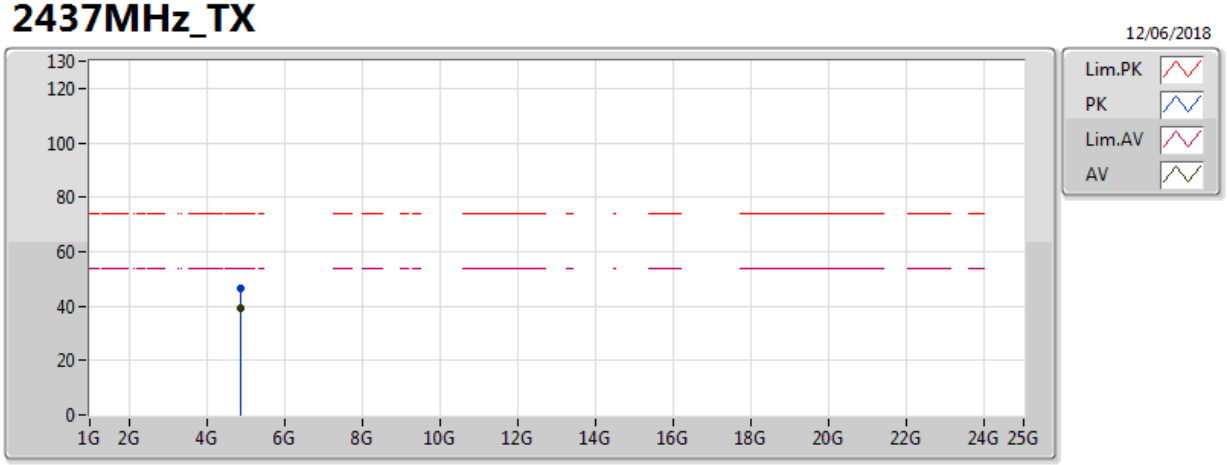

Type	Freq	Level	Limit	Margin	Factor	Dist	Condition	Azimuth	Height	Comments
	(Hz)	(dBuV/m)	(dBuV/m)	(dB)	(dB)	(m)		(°)	(m)	
AV	4.87398G	39.09	54.00	-14.91	2.25	3	Vertical	349	2.32	-
PK	4.87374G	46.51	74.00	-27.49	2.25	3	Vertical	349	2.32	-

802.11b_Nss1,(1Mbps)_1TX(Port2)

2437MHz_TX

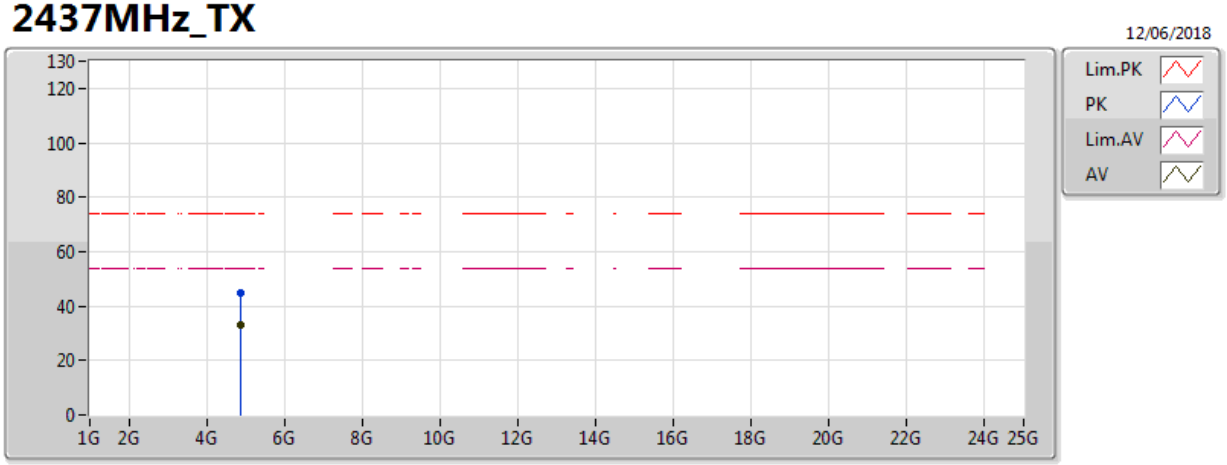

Type	Freq	Level	Limit	Margin	Factor	Dist	Condition	Azimuth	Height	Comments
	(Hz)	(dBuV/m)	(dBuV/m)	(dB)	(dB)	(m)		(°)	(m)	
AV	4.87392G	33.29	54.00	-20.71	2.25	3	Horizontal	182	1.63	-
PK	4.87388G	44.69	74.00	-29.31	2.25	3	Horizontal	182	1.63	-

802.11b_Nss1,(1Mbps)_1TX(Port2)

2462MHz_TX

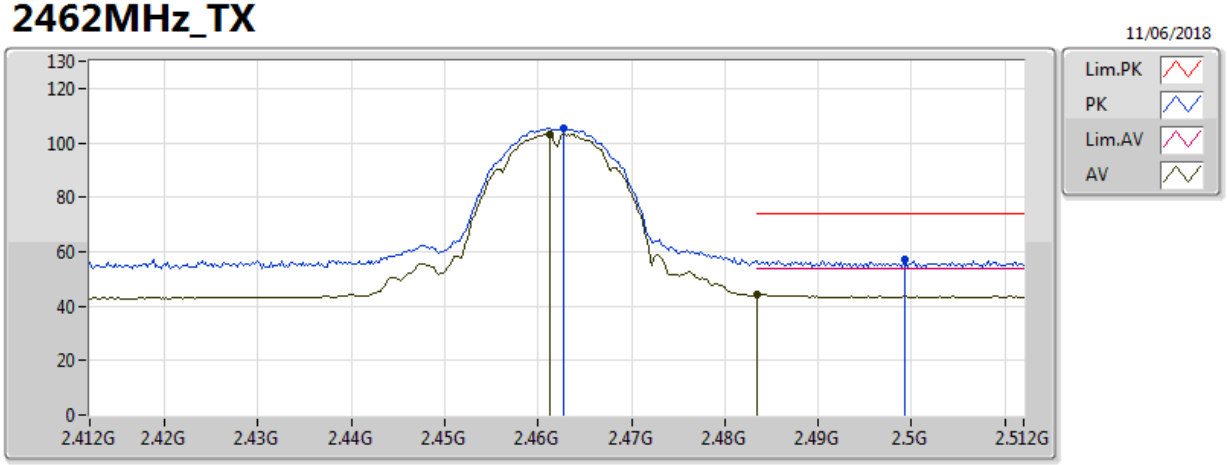

Type	Freq	Level	Limit	Margin	Factor	Dist	Condition	Azimuth	Height	Comments
	(Hz)	(dBuV/m)	(dBuV/m)	(dB)	(dB)	(m)		(°)	(m)	
AV	2.4612G	103.28	Inf	-Inf	31.03	3	Vertical	28	2.25	-
AV	2.483502G	44.20	54.00	-9.80	31.11	3	Vertical	28	2.25	-
PK	2.4628G	105.53	Inf	-Inf	31.04	3	Vertical	28	2.25	-
PK	2.4992G	57.26	74.00	-16.74	31.17	3	Vertical	28	2.25	-

802.11b_Nss1,(1Mbps)_1TX(Port2)

2462MHz_TX

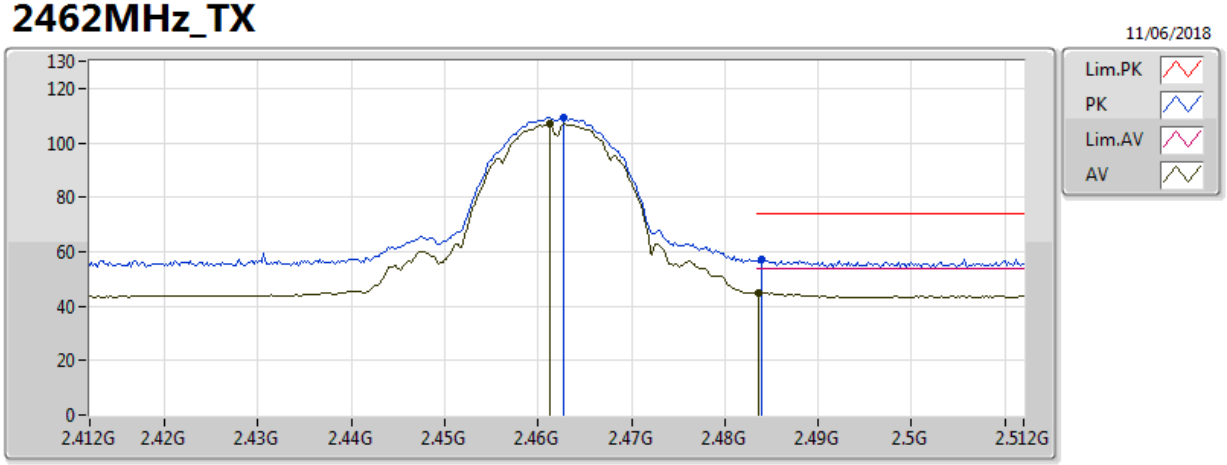

Type	Freq	Level	Limit	Margin	Factor	Dist	Condition	Azimuth	Height	Comments
	(Hz)	(dBuV/m)	(dBuV/m)	(dB)	(dB)	(m)		(°)	(m)	
AV	2.4612G	106.88	Inf	-Inf	31.03	3	Horizontal	302	1.61	-
AV	2.4836G	44.98	54.00	-9.02	31.11	3	Horizontal	302	1.61	-
PK	2.4628G	109.19	Inf	-Inf	31.04	3	Horizontal	302	1.61	-
PK	2.484G	57.36	74.00	-16.64	31.12	3	Horizontal	302	1.61	-

802.11b_Nss1,(1Mbps)_1TX(Port2)

2462MHz_TX

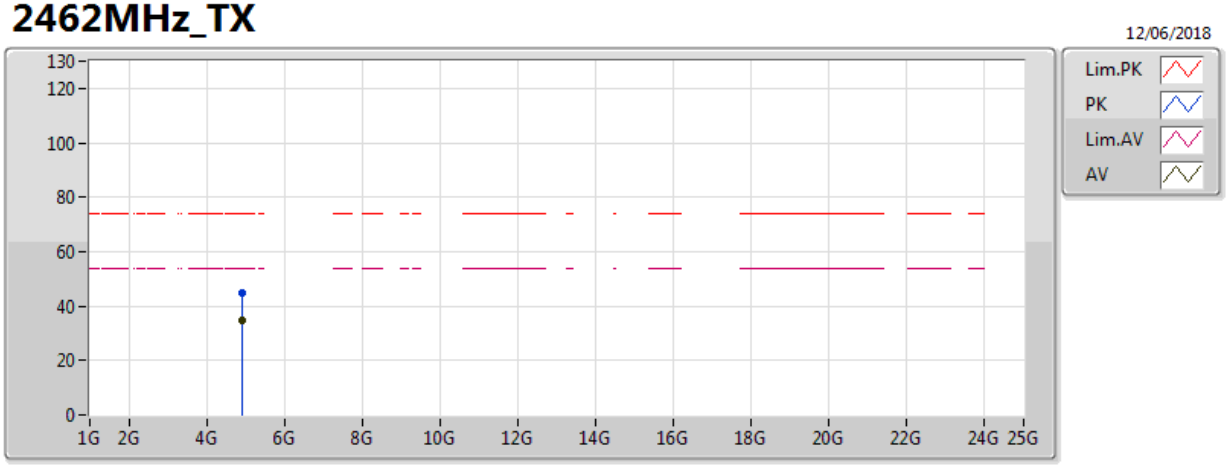

Type	Freq	Level	Limit	Margin	Factor	Dist	Condition	Azimuth	Height	Comments
	(Hz)	(dBuV/m)	(dBuV/m)	(dB)	(dB)	(m)		(°)	(m)	
AV	4.92394G	34.65	54.00	-19.35	2.38	3	Vertical	358	3.19	-
PK	4.92382G	44.71	74.00	-29.29	2.38	3	Vertical	358	3.19	-

802.11b_Nss1,(1Mbps)_1TX(Port2)

2462MHz_TX

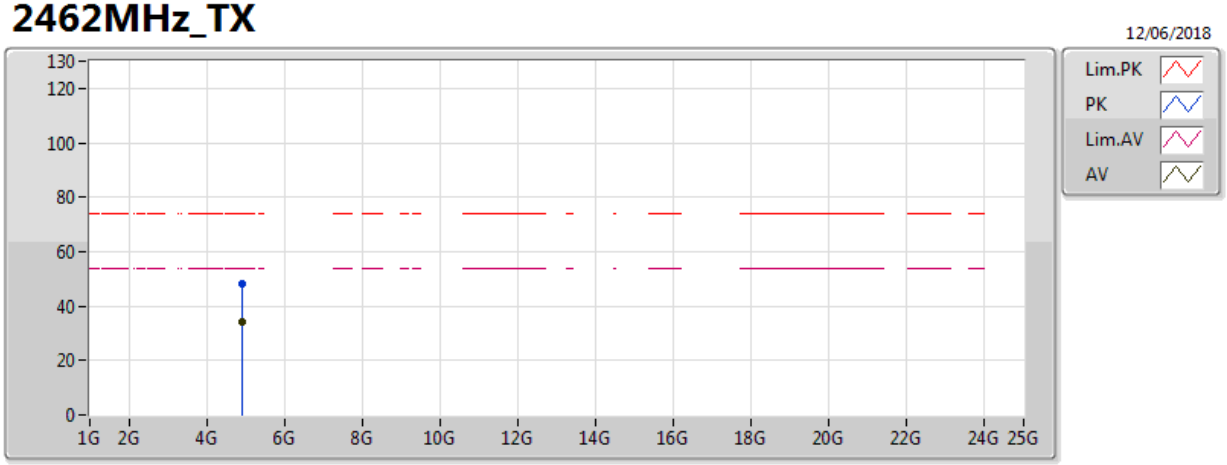

Type	Freq	Level	Limit	Margin	Factor	Dist	Condition	Azimuth	Height	Comments
	(Hz)	(dBuV/m)	(dBuV/m)	(dB)	(dB)	(m)		(°)	(m)	
AV	4.92406G	34.04	54.00	-19.96	2.38	3	Horizontal	262	1.75	-
PK	4.9238G	48.19	74.00	-25.81	2.38	3	Horizontal	262	1.75	-

802.11g_Nss1,(6Mbps)_1TX(Port2)

2412MHz_TX

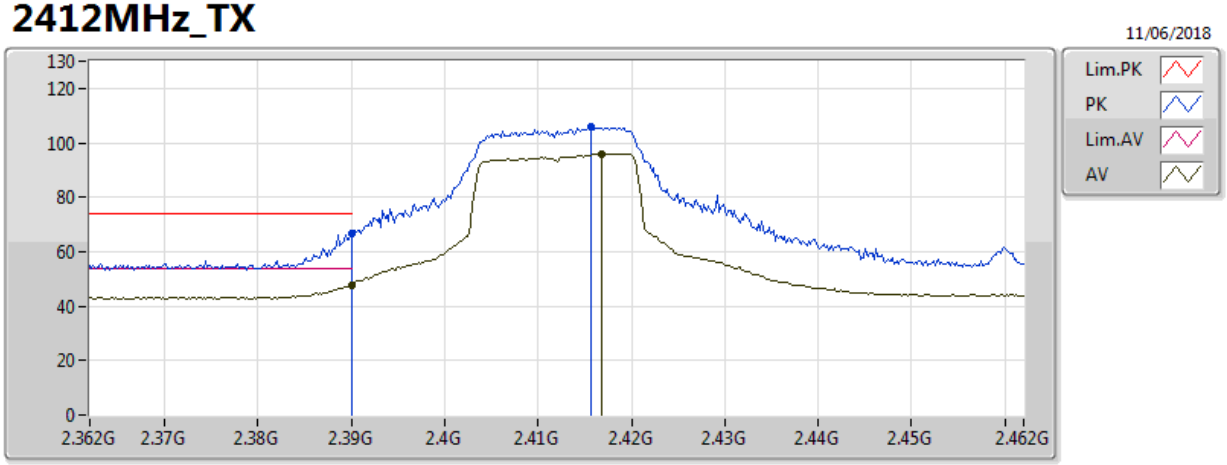

Type	Freq	Level	Limit	Margin	Factor	Dist	Condition	Azimuth	Height	Comments
	(Hz)	(dBuV/m)	(dBuV/m)	(dB)	(dB)	(m)		(°)	(m)	
AV	2.389998G	47.68	54.00	-6.32	30.77	3	Vertical	30	1.84	-
AV	2.4168G	96.03	Inf	-Inf	30.87	3	Vertical	30	1.84	-
PK	2.389998G	66.46	74.00	-7.54	30.77	3	Vertical	30	1.84	-
PK	2.4156G	105.85	Inf	-Inf	30.87	3	Vertical	30	1.84	-

802.11g_Nss1,(6Mbps)_1TX(Port2)

2412MHz_TX

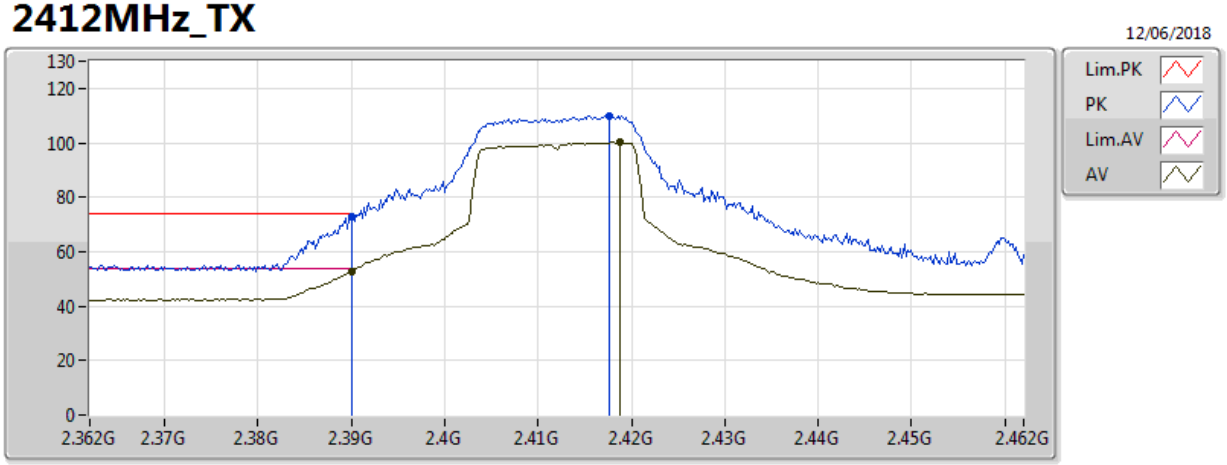

Type	Freq	Level	Limit	Margin	Factor	Dist	Condition	Azimuth	Height	Comments
	(Hz)	(dBuV/m)	(dBuV/m)	(dB)	(dB)	(m)		(°)	(m)	
AV	2.389998G	52.92	54.00	-1.08	30.77	3	Horizontal	297	1.00	-
AV	2.4188G	100.26	Inf	-Inf	30.88	3	Horizontal	297	1.00	-
PK	2.389998G	72.68	74.00	-1.32	30.77	3	Horizontal	297	1.00	-
PK	2.4176G	109.89	Inf	-Inf	30.87	3	Horizontal	297	1.00	-

802.11g_Nss1,(6Mbps)_1TX(Port2)

2412MHz_TX

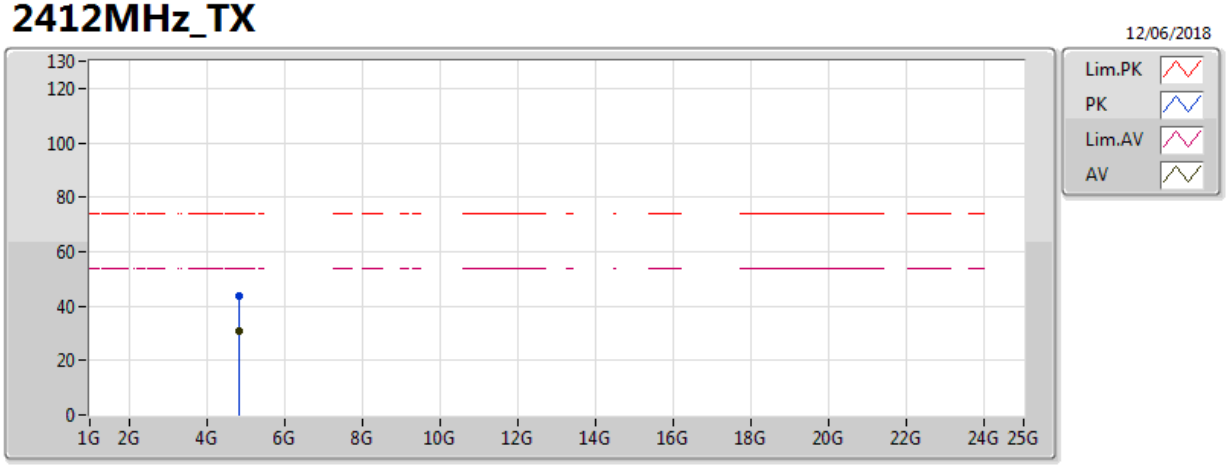

Type	Freq	Level	Limit	Margin	Factor	Dist	Condition	Azimuth	Height	Comments
	(Hz)	(dBuV/m)	(dBuV/m)	(dB)	(dB)	(m)		(°)	(m)	
AV	4.82754G	30.81	54.00	-23.19	2.14	3	Vertical	163	1.57	-
PK	4.82756G	43.98	74.00	-30.02	2.14	3	Vertical	163	1.57	-

802.11g_Nss1,(6Mbps)_1TX(Port2)

2412MHz_TX

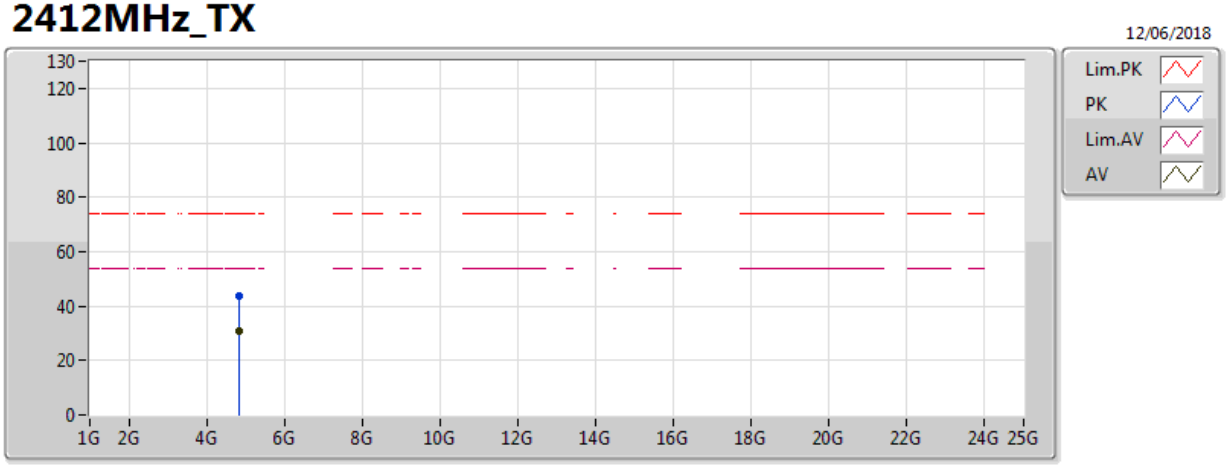

Type	Freq	Level	Limit	Margin	Factor	Dist	Condition	Azimuth	Height	Comments
	(Hz)	(dBuV/m)	(dBuV/m)	(dB)	(dB)	(m)		(°)	(m)	
AV	4.82768G	30.75	54.00	-23.25	2.14	3	Horizontal	98	2.38	-
PK	4.82846G	43.89	74.00	-30.11	2.14	3	Horizontal	98	2.38	-

802.11g_Nss1,(6Mbps)_1TX(Port2)

2417MHz_TX

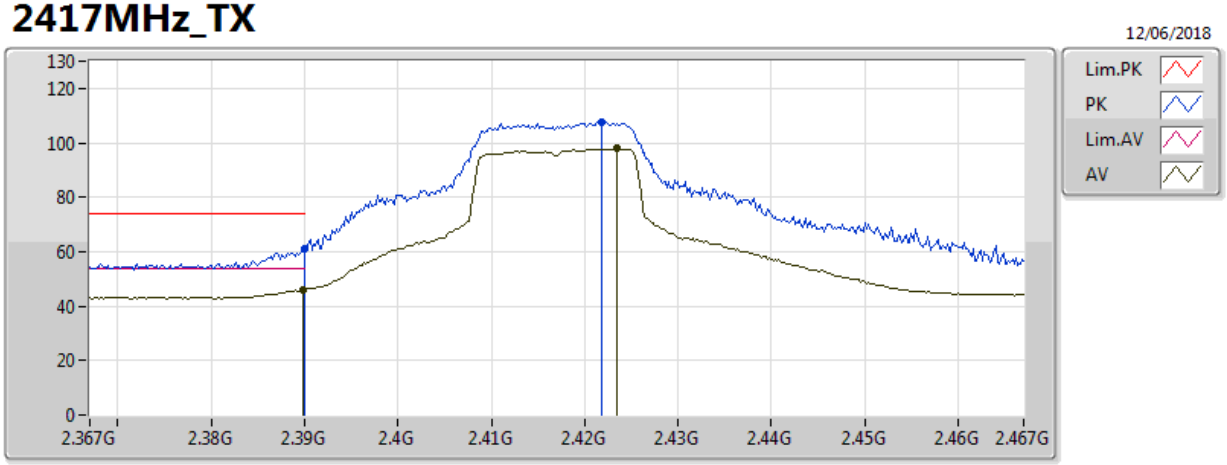

Type	Freq	Level	Limit	Margin	Factor	Dist	Condition	Azimuth	Height	Comments
	(Hz)	(dBuV/m)	(dBuV/m)	(dB)	(dB)	(m)		(°)	(m)	
AV	2.3898G	46.03	54.00	-7.97	30.77	3	Vertical	12	2.13	-
AV	2.4234G	97.85	Inf	-Inf	30.89	3	Vertical	12	2.13	-
PK	2.389998G	61.06	74.00	-12.94	30.77	3	Vertical	12	2.13	-
PK	2.4218G	107.46	Inf	-Inf	30.89	3	Vertical	12	2.13	-

802.11g_Nss1,(6Mbps)_1TX(Port2)

2417MHz_TX

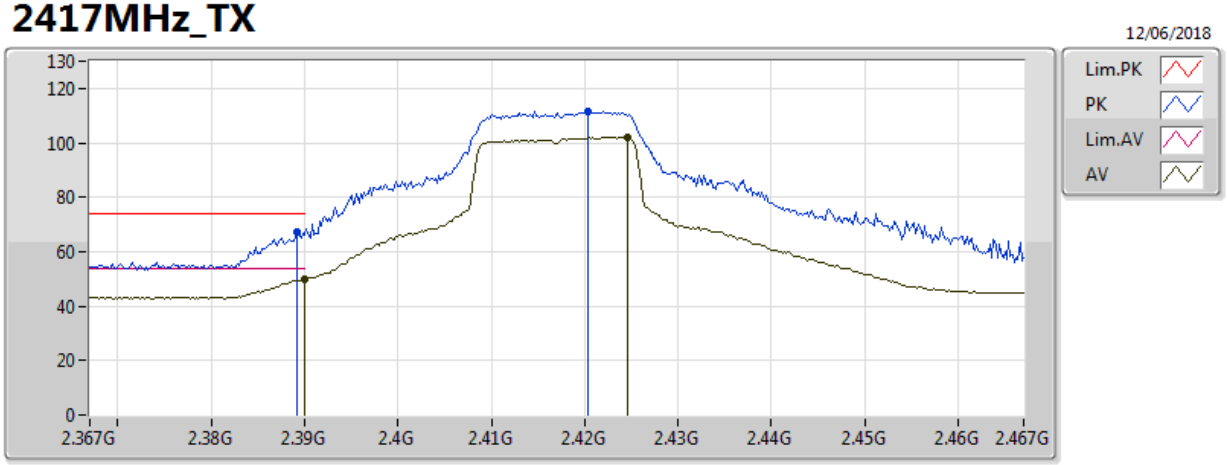

Type	Freq	Level	Limit	Margin	Factor	Dist	Condition	Azimuth	Height	Comments
	(Hz)	(dBuV/m)	(dBuV/m)	(dB)	(dB)	(m)		(°)	(m)	
AV	2.389998G	49.82	54.00	-4.18	30.77	3	Horizontal	287	2.12	-
AV	2.4246G	102.26	Inf	-Inf	30.90	3	Horizontal	287	2.12	-
PK	2.3892G	67.46	74.00	-6.54	30.77	3	Horizontal	287	2.12	-
PK	2.4204G	111.41	Inf	-Inf	30.88	3	Horizontal	287	2.12	-

802.11g_Nss1,(6Mbps)_1TX(Port2)

2437MHz_TX

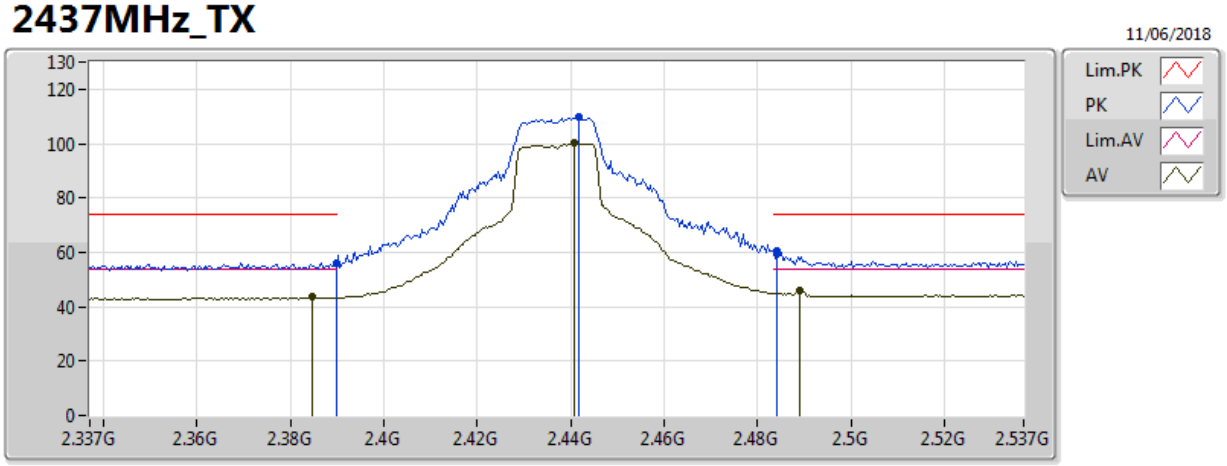

Type	Freq	Level	Limit	Margin	Factor	Dist	Condition	Azimuth	Height	Comments
	(Hz)	(dBuV/m)	(dBuV/m)	(dB)	(dB)	(m)		(°)	(m)	
AV	2.3846G	43.76	54.00	-10.24	30.76	3	Vertical	29	2.32	-
AV	2.4406G	100.12	Inf	-Inf	30.96	3	Vertical	29	2.32	-
AV	2.489G	46.18	54.00	-7.82	31.13	3	Vertical	29	2.32	-
PK	2.3898G	56.22	74.00	-17.78	30.77	3	Vertical	29	2.32	-
PK	2.4418G	109.58	Inf	-Inf	30.96	3	Vertical	29	2.32	-
PK	2.4842G	60.50	74.00	-13.50	31.12	3	Vertical	29	2.32	-

802.11g_Nss1,(6Mbps)_1TX(Port2)

2437MHz_TX

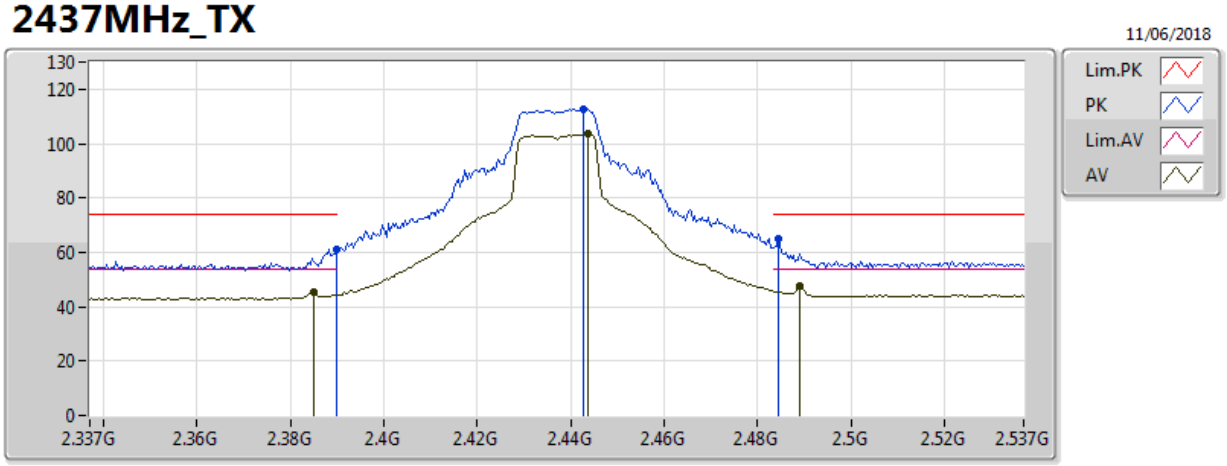

Type	Freq	Level	Limit	Margin	Factor	Dist	Condition	Azimuth	Height	Comments
	(Hz)	(dBuV/m)	(dBuV/m)	(dB)	(dB)	(m)		(°)	(m)	
AV	2.385G	45.15	54.00	-8.85	30.76	3	Horizontal	296	1.64	-
AV	2.4438G	103.50	Inf	-Inf	30.97	3	Horizontal	296	1.64	-
AV	2.489G	47.42	54.00	-6.58	31.13	3	Horizontal	296	1.64	-
PK	2.3898G	61.32	74.00	-12.68	30.77	3	Horizontal	296	1.64	-
PK	2.4426G	112.75	Inf	-Inf	30.96	3	Horizontal	296	1.64	-
PK	2.4846G	65.06	74.00	-8.94	31.12	3	Horizontal	296	1.64	-

802.11g_Nss1,(6Mbps)_1TX(Port2)

2437MHz_TX

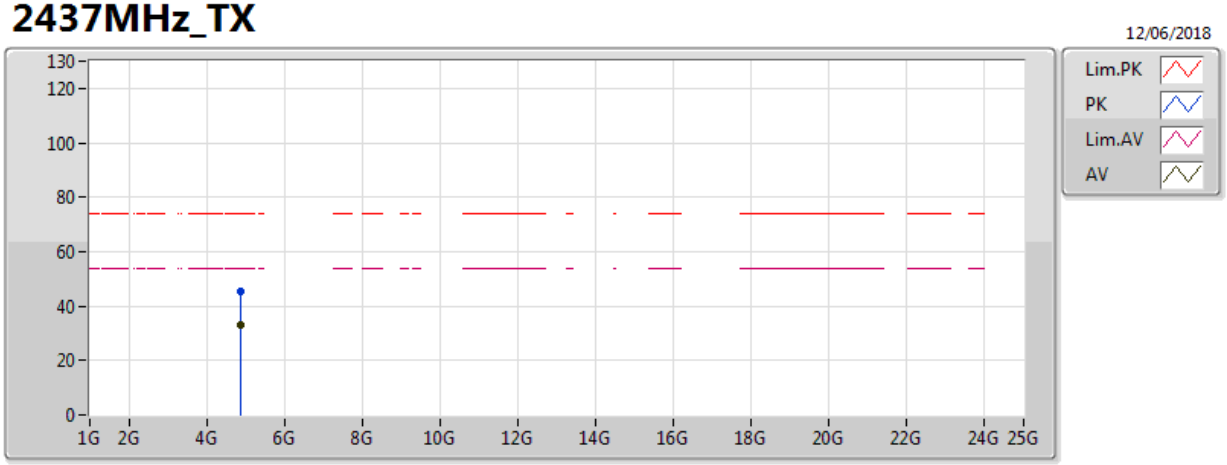

Type	Freq	Level	Limit	Margin	Factor	Dist	Condition	Azimuth	Height	Comments
	(Hz)	(dBuV/m)	(dBuV/m)	(dB)	(dB)	(m)		(°)	(m)	
AV	4.8758G	32.89	54.00	-21.11	2.26	3	Vertical	354	2.19	-
PK	4.8806G	45.52	74.00	-28.48	2.27	3	Vertical	354	2.19	-

802.11g_Nss1,(6Mbps)_1TX(Port2)

2437MHz_TX

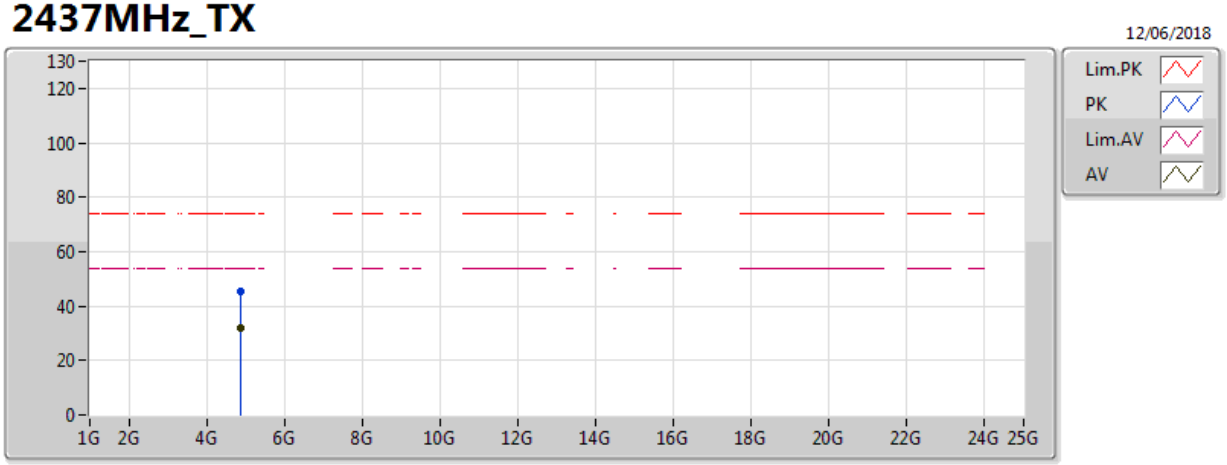

Type	Freq	Level	Limit	Margin	Factor	Dist	Condition	Azimuth	Height	Comments
	(Hz)	(dBuV/m)	(dBuV/m)	(dB)	(dB)	(m)		(°)	(m)	
AV	4.88064G	31.73	54.00	-22.27	2.27	3	Horizontal	292	1.08	-
PK	4.87476G	45.55	74.00	-28.45	2.26	3	Horizontal	292	1.08	-

802.11g_Nss1,(6Mbps)_1TX(Port2)

2452MHz_TX

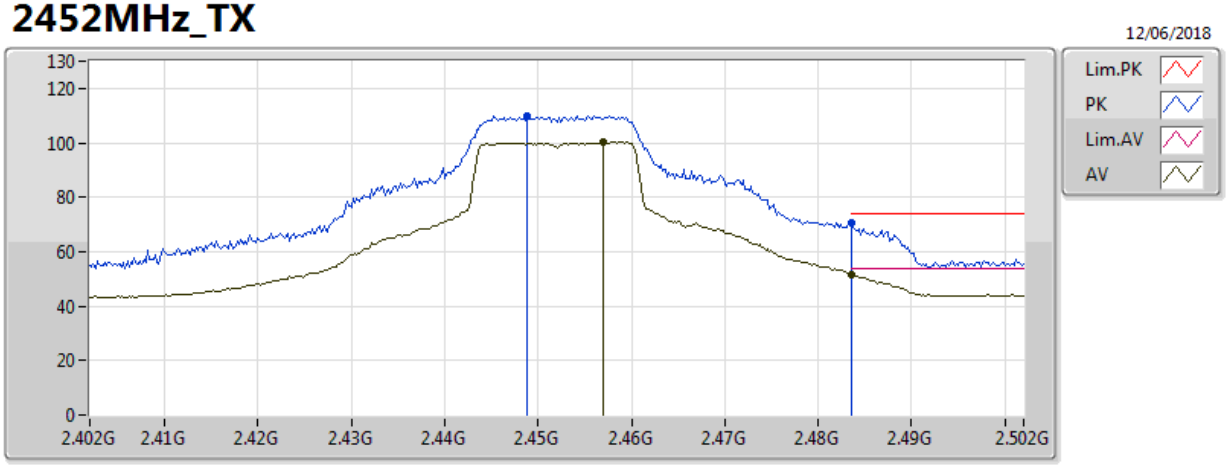

Type	Freq	Level	Limit	Margin	Factor	Dist	Condition	Azimuth	Height	Comments
	(Hz)	(dBuV/m)	(dBuV/m)	(dB)	(dB)	(m)		(°)	(m)	
AV	2.457G	100.42	Inf	-Inf	31.02	3	Vertical	8	2.26	-
AV	2.4836G	51.56	54.00	-2.44	31.11	3	Vertical	8	2.26	-
PK	2.4488G	109.89	Inf	-Inf	30.99	3	Vertical	8	2.26	-
PK	2.483502G	70.76	74.00	-3.24	31.11	3	Vertical	8	2.26	-

802.11g_Nss1,(6Mbps)_1TX(Port2)

2452MHz_TX

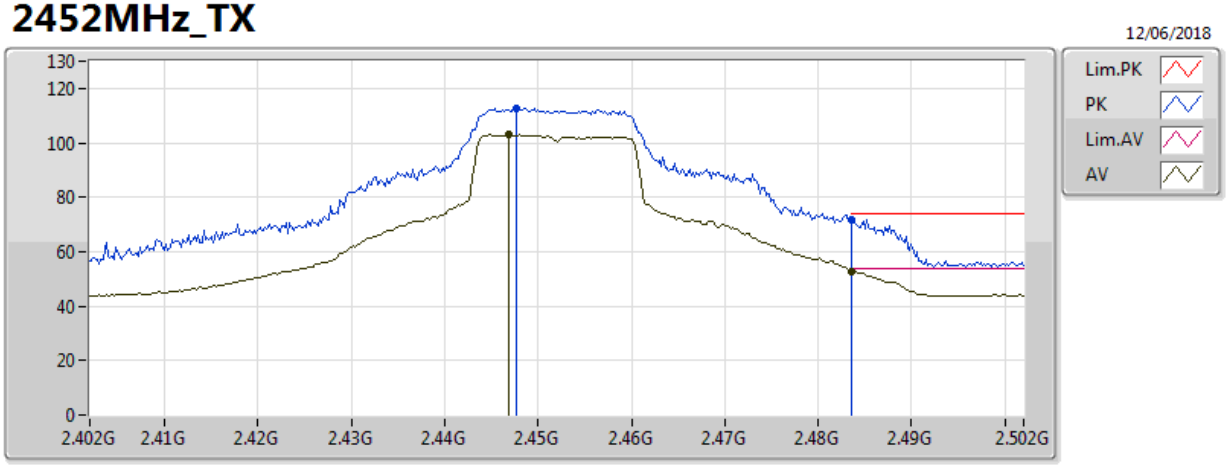

Type	Freq	Level	Limit	Margin	Factor	Dist	Condition	Azimuth	Height	Comments
	(Hz)	(dBuV/m)	(dBuV/m)	(dB)	(dB)	(m)		(°)	(m)	
AV	2.4468G	102.92	Inf	-Inf	30.98	3	Horizontal	276	1.40	-
AV	2.483502G	52.65	54.00	-1.35	31.11	3	Horizontal	276	1.40	-
PK	2.4476G	112.68	Inf	-Inf	30.98	3	Horizontal	276	1.40	-
PK	2.483502G	71.74	74.00	-2.26	31.11	3	Horizontal	276	1.40	-

802.11g_Nss1,(6Mbps)_1TX(Port2)

2457MHz_TX

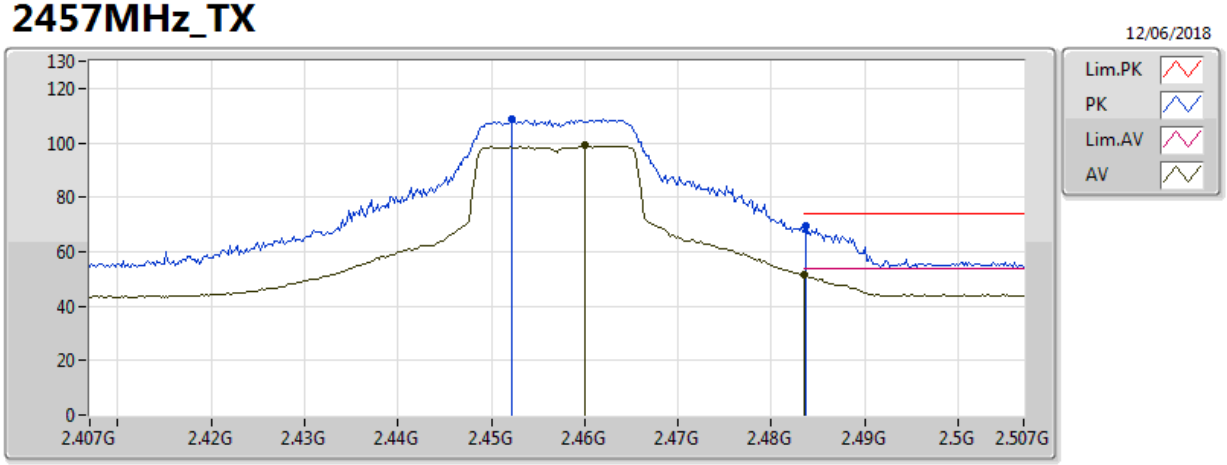

Type	Freq	Level	Limit	Margin	Factor	Dist	Condition	Azimuth	Height	Comments
	(Hz)	(dBuV/m)	(dBuV/m)	(dB)	(dB)	(m)		(°)	(m)	
AV	2.46G	98.98	Inf	-Inf	31.03	3	Vertical	13	2.26	-
AV	2.483502G	51.65	54.00	-2.35	31.11	3	Vertical	13	2.26	-
PK	2.4522G	108.62	Inf	-Inf	31.00	3	Vertical	13	2.26	-
PK	2.4836G	69.41	74.00	-4.59	31.11	3	Vertical	13	2.26	-

802.11g_Nss1,(6Mbps)_1TX(Port2)

2457MHz_TX

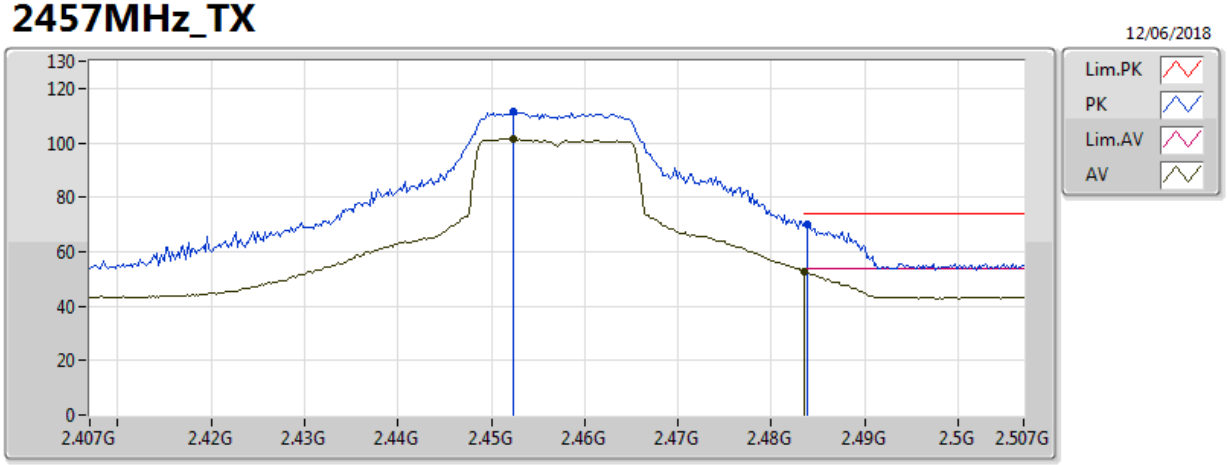

Type	Freq	Level	Limit	Margin	Factor	Dist	Condition	Azimuth	Height	Comments
	(Hz)	(dBuV/m)	(dBuV/m)	(dB)	(dB)	(m)		(°)	(m)	
AV	2.4524G	101.48	Inf	-Inf	31.00	3	Horizontal	281	2.30	-
AV	2.483502G	52.91	54.00	-1.09	31.11	3	Horizontal	281	2.30	-
PK	2.4524G	111.24	Inf	-Inf	31.00	3	Horizontal	281	2.30	-
PK	2.4838G	70.27	74.00	-3.73	31.11	3	Horizontal	281	2.30	-

802.11g_Nss1,(6Mbps)_1TX(Port2)

2462MHz_TX

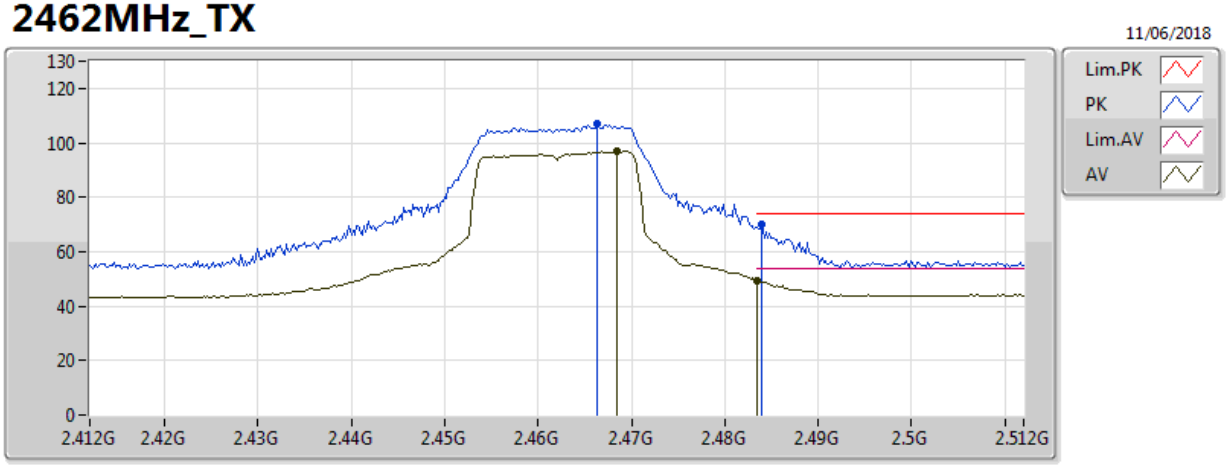

Type	Freq	Level	Limit	Margin	Factor	Dist	Condition	Azimuth	Height	Comments
	(Hz)	(dBuV/m)	(dBuV/m)	(dB)	(dB)	(m)		(°)	(m)	
AV	2.4684G	96.86	Inf	-Inf	31.06	3	Vertical	24	3.19	-
AV	2.483502G	49.52	54.00	-4.48	31.11	3	Vertical	24	3.19	-
PK	2.4664G	106.88	Inf	-Inf	31.05	3	Vertical	24	3.19	-
PK	2.484G	70.06	74.00	-3.94	31.12	3	Vertical	24	3.19	-

802.11g_Nss1,(6Mbps)_1TX(Port2)

2462MHz_TX

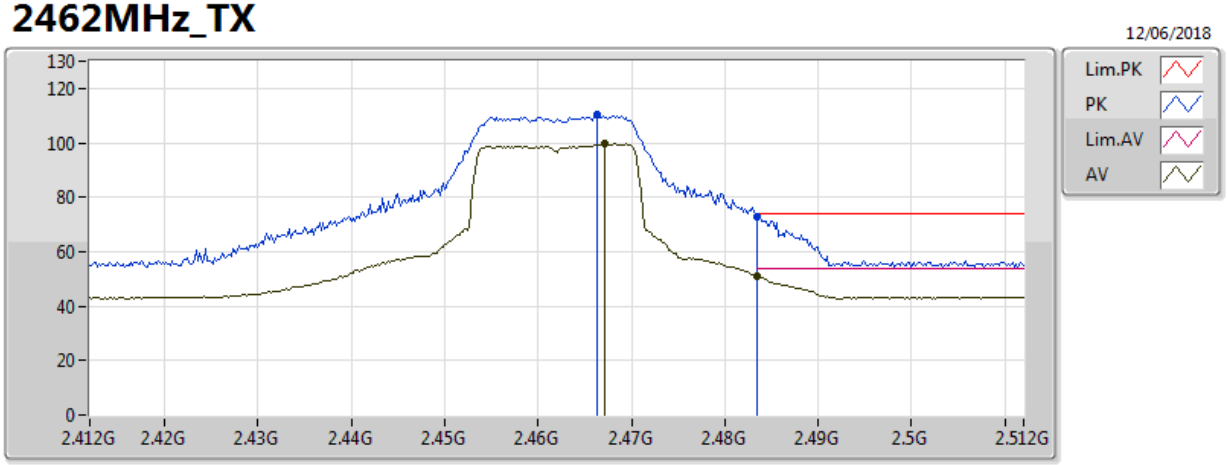

Type	Freq	Level	Limit	Margin	Factor	Dist	Condition	Azimuth	Height	Comments
	(Hz)	(dBuV/m)	(dBuV/m)	(dB)	(dB)	(m)		(°)	(m)	
AV	2.4672G	99.65	Inf	-Inf	31.05	3	Horizontal	310	2.26	-
AV	2.483502G	50.96	54.00	-3.04	31.11	3	Horizontal	310	2.26	-
PK	2.4664G	110.40	Inf	-Inf	31.05	3	Horizontal	310	2.26	-
PK	2.483502G	72.86	74.00	-1.14	31.11	3	Horizontal	310	2.26	-

802.11g_Nss1,(6Mbps)_1TX(Port2)

2462MHz_TX

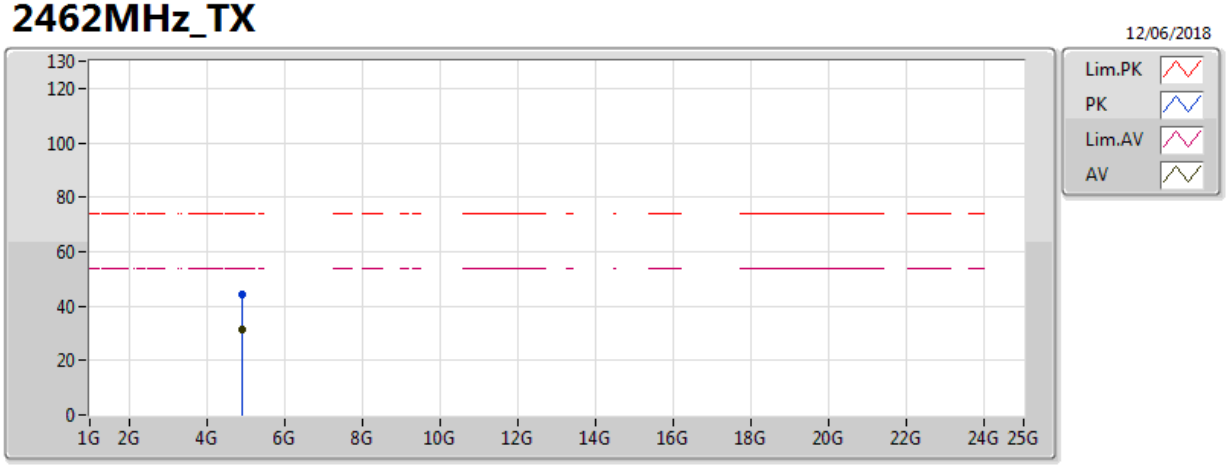

Type	Freq	Level	Limit	Margin	Factor	Dist	Condition	Azimuth	Height	Comments
	(Hz)	(dBuV/m)	(dBuV/m)	(dB)	(dB)	(m)		(°)	(m)	
AV	4.92872G	31.26	54.00	-22.74	2.39	3	Vertical	276	2.35	-
PK	4.92772G	44.08	74.00	-29.92	2.39	3	Vertical	276	2.35	-

802.11g_Nss1,(6Mbps)_1TX(Port2)

2462MHz_TX

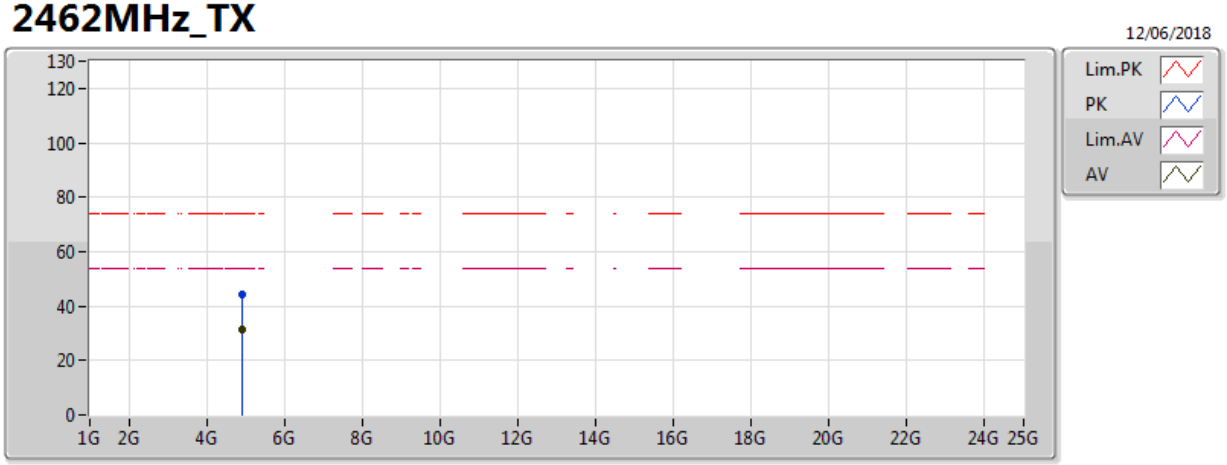

Type	Freq	Level	Limit	Margin	Factor	Dist	Condition	Azimuth	Height	Comments
	(Hz)	(dBuV/m)	(dBuV/m)	(dB)	(dB)	(m)		(°)	(m)	
AV	4.92624G	31.38	54.00	-22.62	2.39	3	Horizontal	122	2.18	-
PK	4.91948G	44.29	74.00	-29.71	2.37	3	Horizontal	122	2.18	-

802.11n HT20_Nss1,(MCS0)_1TX(Port2)

2412MHz_TX

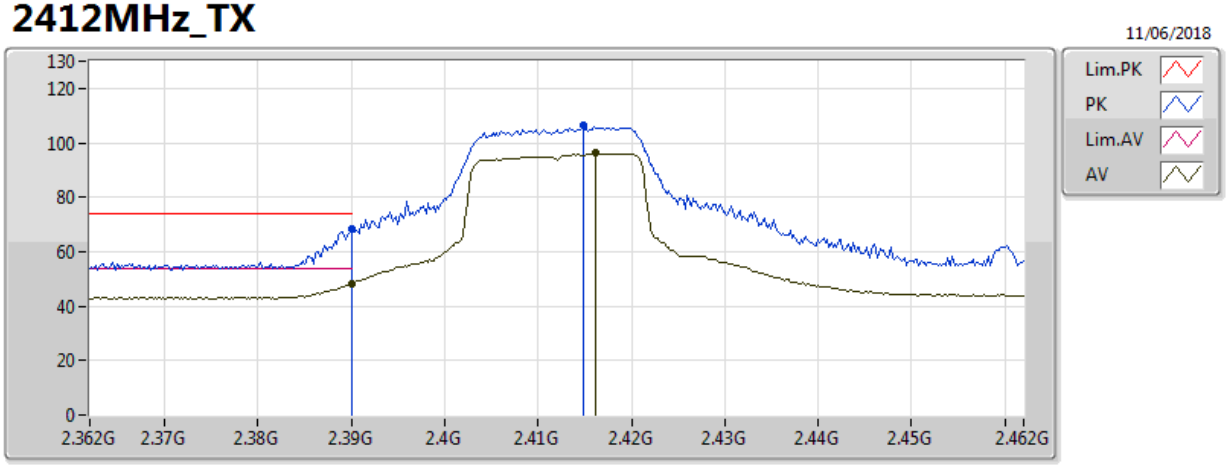

Type	Freq	Level	Limit	Margin	Factor	Dist	Condition	Azimuth	Height	Comments
	(Hz)	(dBuV/m)	(dBuV/m)	(dB)	(dB)	(m)		(°)	(m)	
AV	2.389998G	48.03	54.00	-5.97	30.77	3	Vertical	28	2.64	-
AV	2.4162G	96.10	Inf	-Inf	30.87	3	Vertical	28	2.64	-
PK	2.389998G	68.36	74.00	-5.64	30.77	3	Vertical	28	2.64	-
PK	2.4148G	106.32	Inf	-Inf	30.86	3	Vertical	28	2.64	-

802.11n HT20_Nss1,(MCS0)_1TX(Port2)

2412MHz_TX

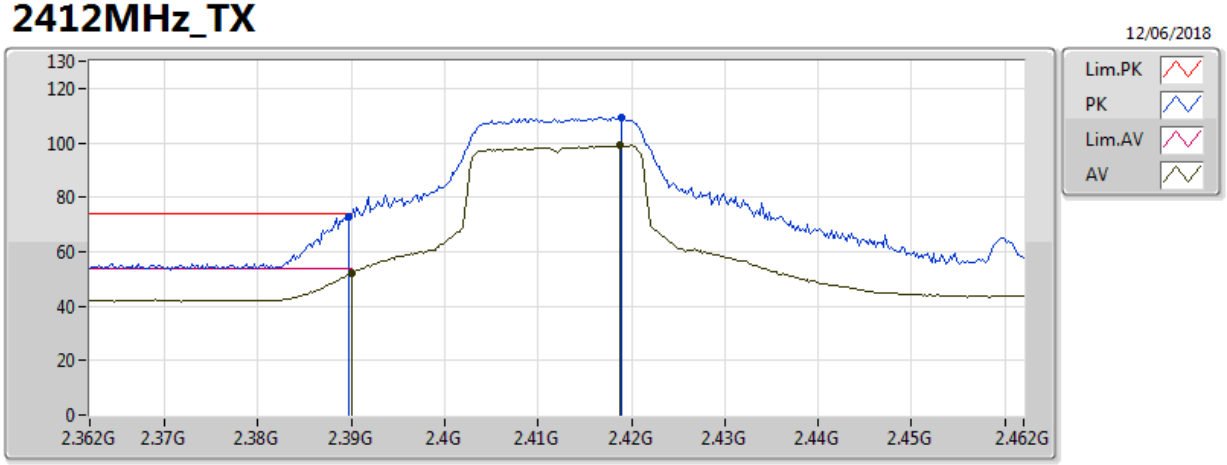

Type	Freq	Level	Limit	Margin	Factor	Dist	Condition	Azimuth	Height	Comments
	(Hz)	(dBuV/m)	(dBuV/m)	(dB)	(dB)	(m)		(°)	(m)	
AV	2.389998G	52.13	54.00	-1.87	30.77	3	Horizontal	293	1.85	-
AV	2.4188G	99.14	Inf	-Inf	30.88	3	Horizontal	293	1.85	-
PK	2.3898G	72.96	74.00	-1.04	30.77	3	Horizontal	293	1.85	-
PK	2.419G	109.46	Inf	-Inf	30.88	3	Horizontal	293	1.85	-

802.11n HT20_Nss1,(MCS0)_1TX(Port2)

2412MHz_TX

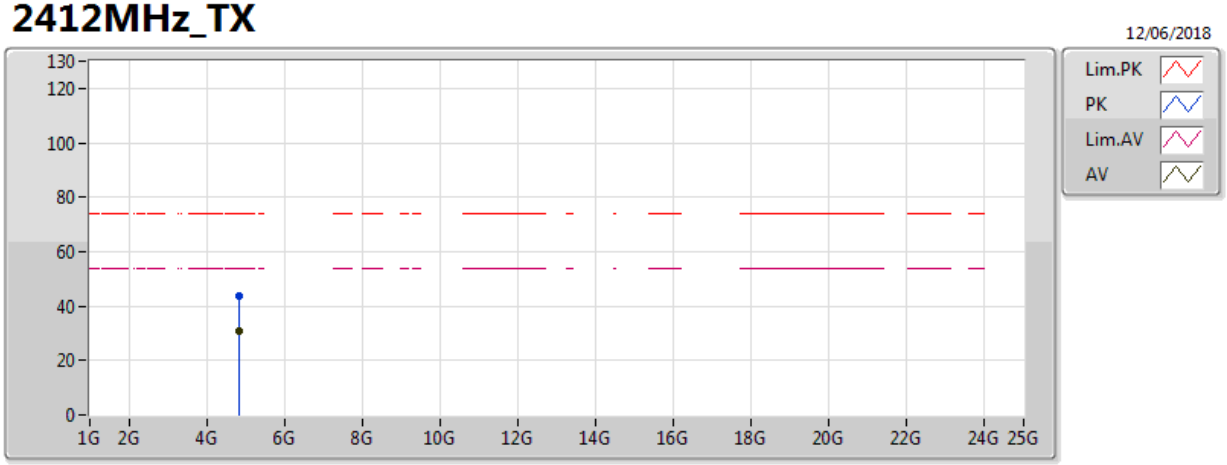

Type	Freq	Level	Limit	Margin	Factor	Dist	Condition	Azimuth	Height	Comments
	(Hz)	(dBuV/m)	(dBuV/m)	(dB)	(dB)	(m)		(°)	(m)	
AV	4.82802G	30.72	54.00	-23.28	2.14	3	Vertical	135	1.88	-
PK	4.82568G	43.75	74.00	-30.25	2.13	3	Vertical	135	1.88	-

802.11n HT20_Nss1,(MCS0)_1TX(Port2)

2412MHz_TX

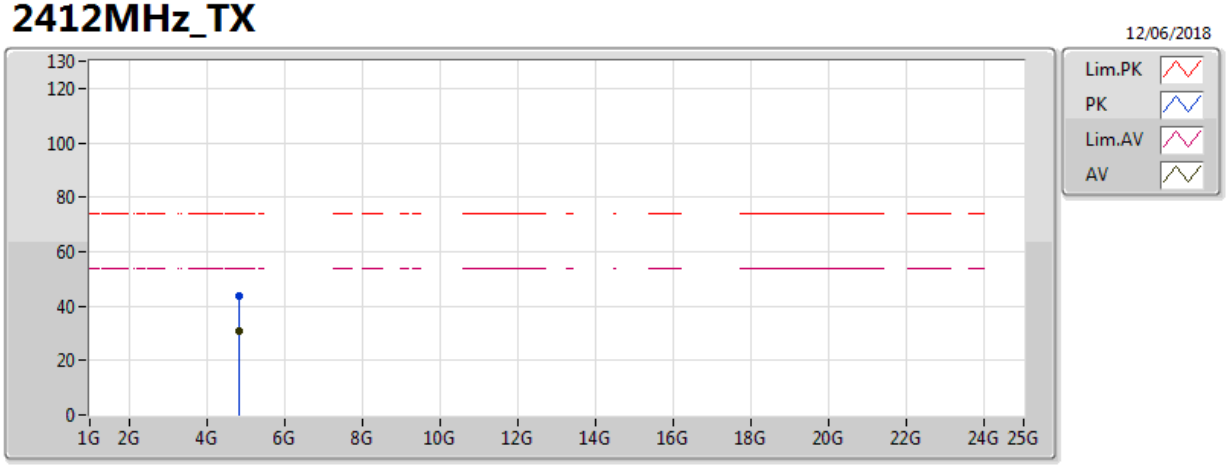

Type	Freq	Level	Limit	Margin	Factor	Dist	Condition	Azimuth	Height	Comments
	(Hz)	(dBuV/m)	(dBuV/m)	(dB)	(dB)	(m)		(°)	(m)	
AV	4.82862G	30.61	54.00	-23.39	2.14	3	Horizontal	313	1.43	-
PK	4.82834G	43.90	74.00	-30.10	2.14	3	Horizontal	313	1.43	-

802.11n HT20_Nss1,(MCS0)_1TX(Port2)

2417MHz_TX

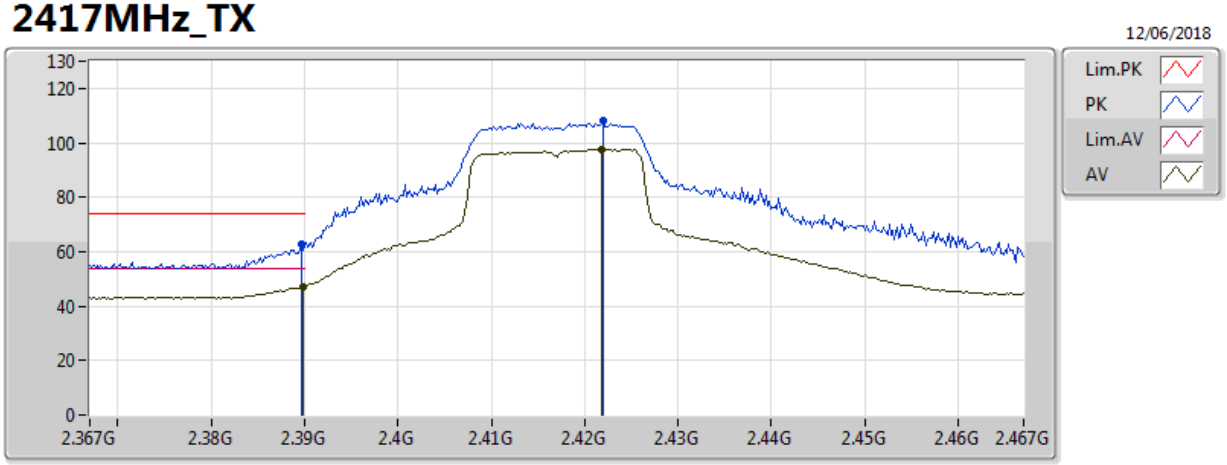

Type	Freq	Level	Limit	Margin	Factor	Dist	Condition	Azimuth	Height	Comments
	(Hz)	(dBuV/m)	(dBuV/m)	(dB)	(dB)	(m)		(°)	(m)	
AV	2.3898G	47.03	54.00	-6.97	30.77	3	Vertical	8	2.07	-
AV	2.4218G	97.65	Inf	-Inf	30.89	3	Vertical	8	2.07	-
PK	2.3896G	62.97	74.00	-11.03	30.77	3	Vertical	8	2.07	-
PK	2.422G	108.00	Inf	-Inf	30.89	3	Vertical	8	2.07	-

802.11n HT20_Nss1,(MCS0)_1TX(Port2)

2417MHz_TX

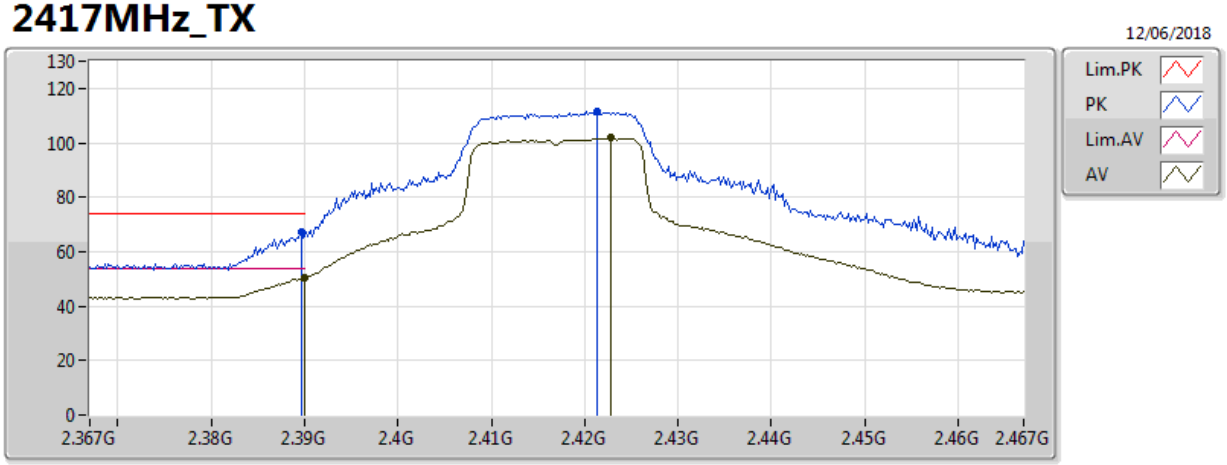

Type	Freq	Level	Limit	Margin	Factor	Dist	Condition	Azimuth	Height	Comments
	(Hz)	(dBuV/m)	(dBuV/m)	(dB)	(dB)	(m)		(°)	(m)	
AV	2.389998G	50.17	54.00	-3.83	30.77	3	Horizontal	278	2.08	-
AV	2.4228G	101.72	Inf	-Inf	30.89	3	Horizontal	278	2.08	-
PK	2.3896G	67.13	74.00	-6.87	30.77	3	Horizontal	278	2.08	-
PK	2.4214G	111.57	Inf	-Inf	30.89	3	Horizontal	278	2.08	-

802.11n HT20_Nss1,(MCS0)_1TX(Port2)

2437MHz_TX

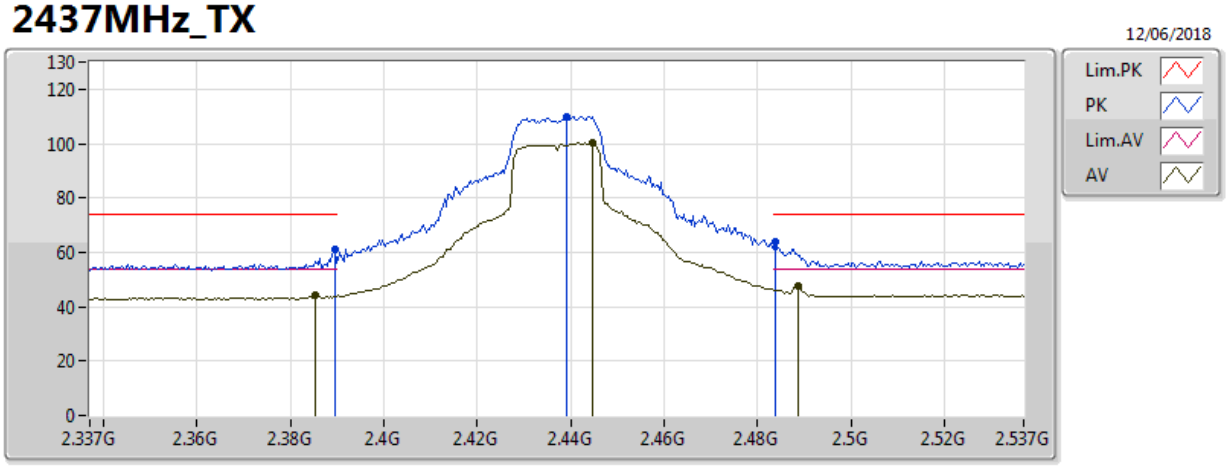

Type	Freq	Level	Limit	Margin	Factor	Dist	Condition	Azimuth	Height	Comments
	(Hz)	(dBuV/m)	(dBuV/m)	(dB)	(dB)	(m)		(°)	(m)	
AV	2.3854G	44.18	54.00	-9.82	30.76	3	Vertical	26	2.31	-
AV	2.4446G	100.19	Inf	-Inf	30.97	3	Vertical	26	2.31	-
AV	2.4886G	47.66	54.00	-6.34	31.13	3	Vertical	26	2.31	-
PK	2.3894G	60.93	74.00	-13.07	30.77	3	Vertical	26	2.31	-
PK	2.439G	110.06	Inf	-Inf	30.95	3	Vertical	26	2.31	-
PK	2.4838G	63.60	74.00	-10.40	31.11	3	Vertical	26	2.31	-

802.11n HT20_Nss1,(MCS0)_1TX(Port2)

2437MHz_TX

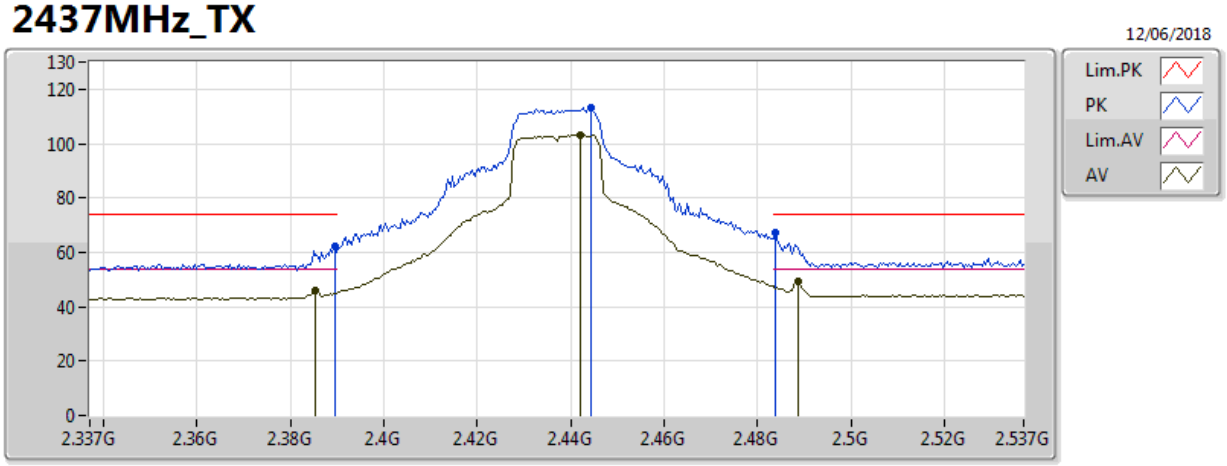

Type	Freq	Level	Limit	Margin	Factor	Dist	Condition	Azimuth	Height	Comments
	(Hz)	(dBuV/m)	(dBuV/m)	(dB)	(dB)	(m)		(°)	(m)	
AV	2.3854G	45.89	54.00	-8.11	30.76	3	Horizontal	295	1.58	-
AV	2.4422G	103.18	Inf	-Inf	30.96	3	Horizontal	295	1.58	-
AV	2.4886G	49.44	54.00	-4.56	31.13	3	Horizontal	295	1.58	-
PK	2.3894G	61.95	74.00	-12.05	30.77	3	Horizontal	295	1.58	-
PK	2.4442G	113.22	Inf	-Inf	30.97	3	Horizontal	295	1.58	-
PK	2.4838G	67.48	74.00	-6.52	31.11	3	Horizontal	295	1.58	-

802.11n HT20_Nss1,(MCS0)_1TX(Port2)

2437MHz_TX

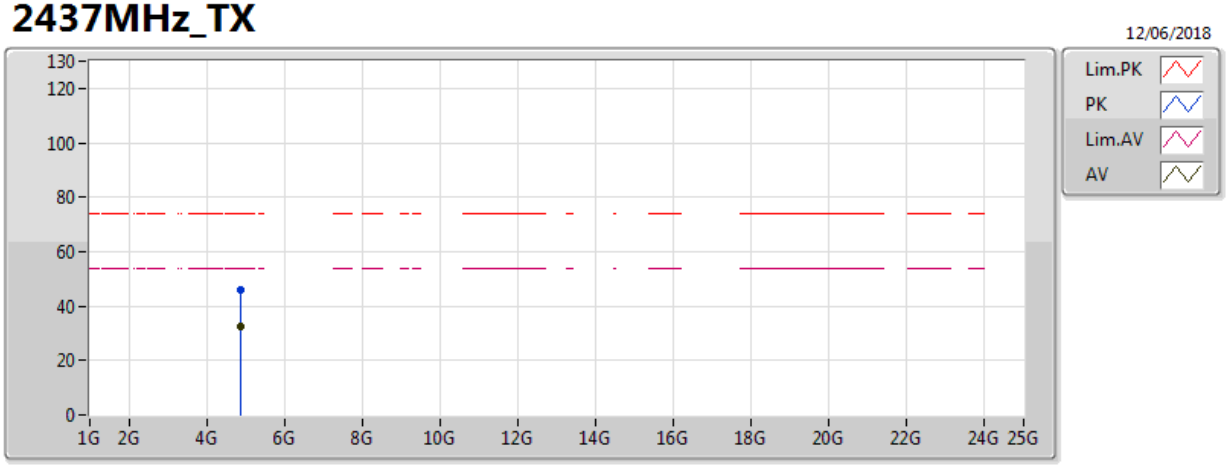

Type	Freq	Level	Limit	Margin	Factor	Dist	Condition	Azimuth	Height	Comments
	(Hz)	(dBuV/m)	(dBuV/m)	(dB)	(dB)	(m)		(°)	(m)	
AV	4.88G	32.25	54.00	-21.75	2.27	3	Vertical	309	2.23	-
PK	4.8727G	45.72	74.00	-28.28	2.25	3	Vertical	309	2.23	-

802.11n HT20_Nss1,(MCS0)_1TX(Port2)

2437MHz_TX

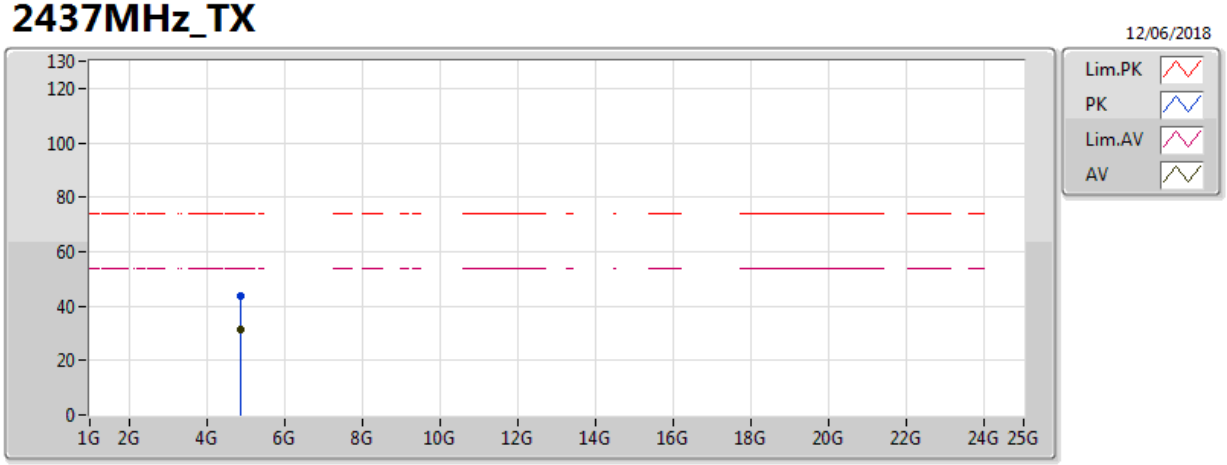

Type	Freq	Level	Limit	Margin	Factor	Dist	Condition	Azimuth	Height	Comments
	(Hz)	(dBuV/m)	(dBuV/m)	(dB)	(dB)	(m)		(°)	(m)	
AV	4.8709G	31.13	54.00	-22.87	2.25	3	Horizontal	351	1.58	-
PK	4.87016G	43.45	74.00	-30.55	2.25	3	Horizontal	351	1.58	-

802.11n HT20_Nss1,(MCS0)_1TX(Port2)

2447MHz_TX

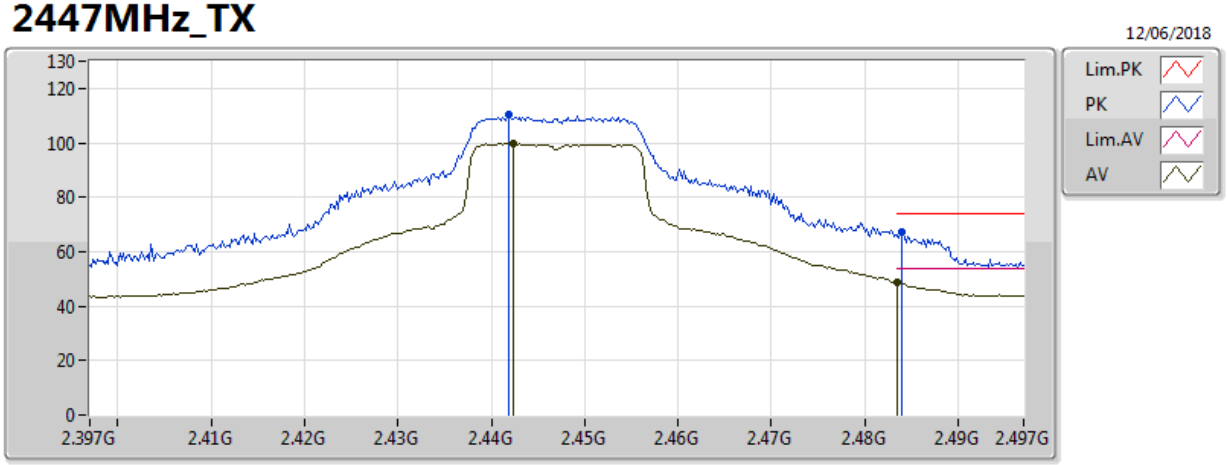

Type	Freq	Level	Limit	Margin	Factor	Dist	Condition	Azimuth	Height	Comments
	(Hz)	(dBuV/m)	(dBuV/m)	(dB)	(dB)	(m)		(°)	(m)	
AV	2.4424G	99.80	Inf	-Inf	30.96	3	Vertical	11	2.07	-
AV	2.483502G	48.48	54.00	-5.52	31.11	3	Vertical	11	2.07	-
PK	2.4418G	110.23	Inf	-Inf	30.96	3	Vertical	11	2.07	-
PK	2.484G	67.34	74.00	-6.66	31.12	3	Vertical	11	2.07	-

802.11n HT20_Nss1,(MCS0)_1TX(Port2)

2447MHz_TX

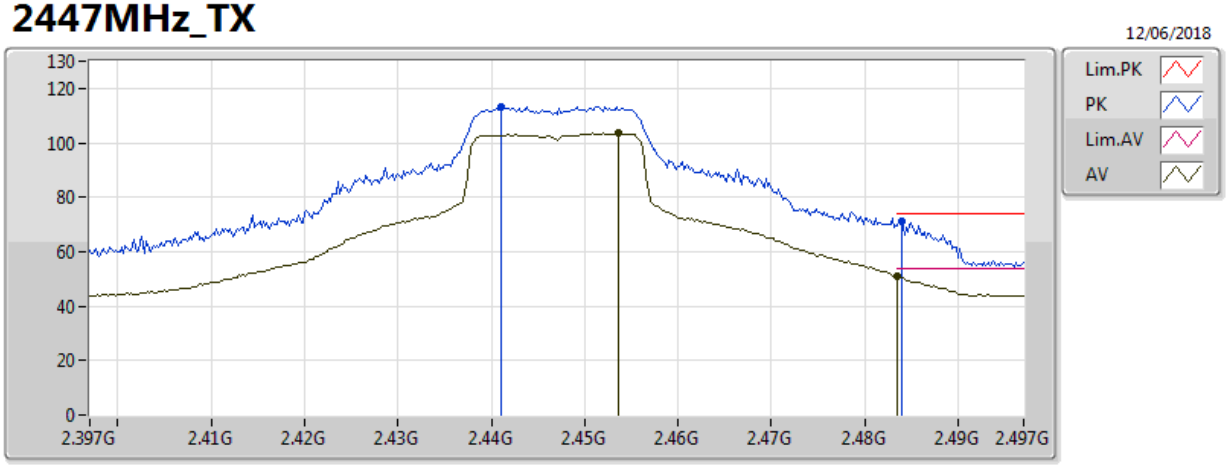

Type	Freq	Level	Limit	Margin	Factor	Dist	Condition	Azimuth	Height	Comments
	(Hz)	(dBuV/m)	(dBuV/m)	(dB)	(dB)	(m)		(°)	(m)	
AV	2.4536G	103.47	Inf	-Inf	31.00	3	Horizontal	292	2.31	-
AV	2.483502G	50.85	54.00	-3.15	31.11	3	Horizontal	292	2.31	-
PK	2.441G	113.44	Inf	-Inf	30.96	3	Horizontal	292	2.31	-
PK	2.484G	71.05	74.00	-2.95	31.12	3	Horizontal	292	2.31	-

802.11n HT20_Nss1,(MCS0)_1TX(Port2)

2452MHz_TX

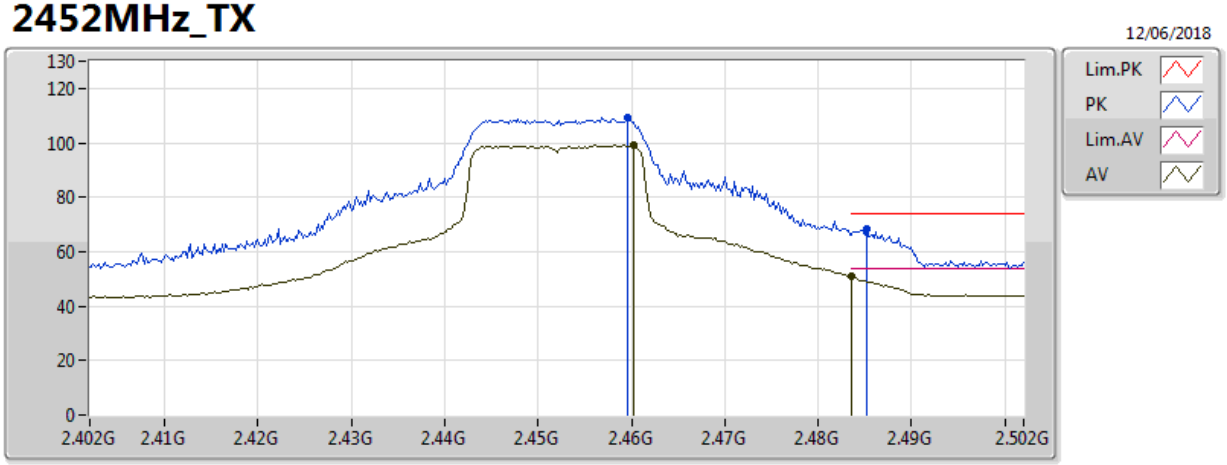

Type	Freq	Level	Limit	Margin	Factor	Dist	Condition	Azimuth	Height	Comments
	(Hz)	(dBuV/m)	(dBuV/m)	(dB)	(dB)	(m)		(°)	(m)	
AV	2.4602G	99.07	Inf	-Inf	31.03	3	Vertical	7	2.25	-
AV	2.483502G	50.84	54.00	-3.16	31.11	3	Vertical	7	2.25	-
PK	2.4596G	109.48	Inf	-Inf	31.02	3	Vertical	7	2.25	-
PK	2.4852G	68.11	74.00	-5.89	31.12	3	Vertical	7	2.25	-

802.11n HT20_Nss1,(MCS0)_1TX(Port2)

2452MHz_TX

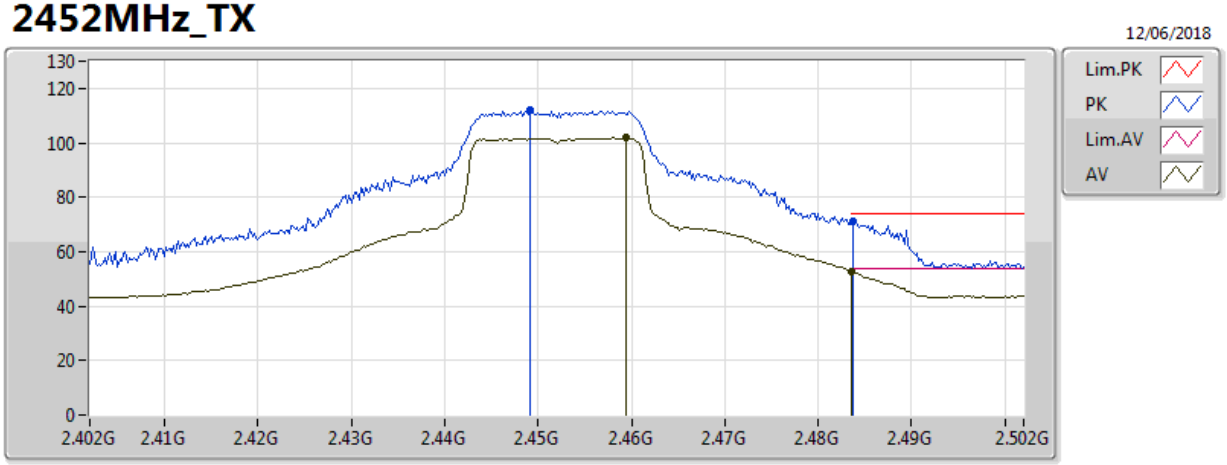

Type	Freq	Level	Limit	Margin	Factor	Dist	Condition	Azimuth	Height	Comments
	(Hz)	(dBuV/m)	(dBuV/m)	(dB)	(dB)	(m)		(°)	(m)	
AV	2.4594G	101.83	Inf	-Inf	31.02	3	Horizontal	294	2.28	-
AV	2.483502G	52.70	54.00	-1.30	31.11	3	Horizontal	294	2.28	-
PK	2.4492G	111.98	Inf	-Inf	30.99	3	Horizontal	294	2.28	-
PK	2.4838G	71.20	74.00	-2.80	31.11	3	Horizontal	294	2.28	-

802.11n HT20_Nss1,(MCS0)_1TX(Port2)

2457MHz_TX

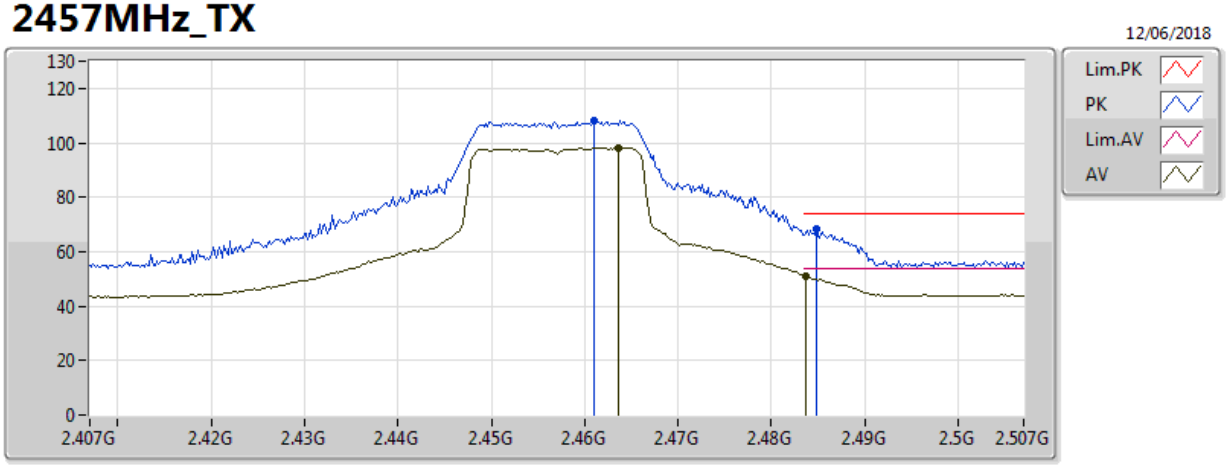

Type	Freq	Level	Limit	Margin	Factor	Dist	Condition	Azimuth	Height	Comments
	(Hz)	(dBuV/m)	(dBuV/m)	(dB)	(dB)	(m)		(°)	(m)	
AV	2.4636G	98.13	Inf	-Inf	31.04	3	Vertical	4	2.27	-
AV	2.4836G	51.16	54.00	-2.84	31.11	3	Vertical	4	2.27	-
PK	2.461G	108.37	Inf	-Inf	31.03	3	Vertical	4	2.27	-
PK	2.4848G	68.46	74.00	-5.54	31.12	3	Vertical	4	2.27	-

802.11n HT20_Nss1,(MCS0)_1TX(Port2)

2457MHz_TX

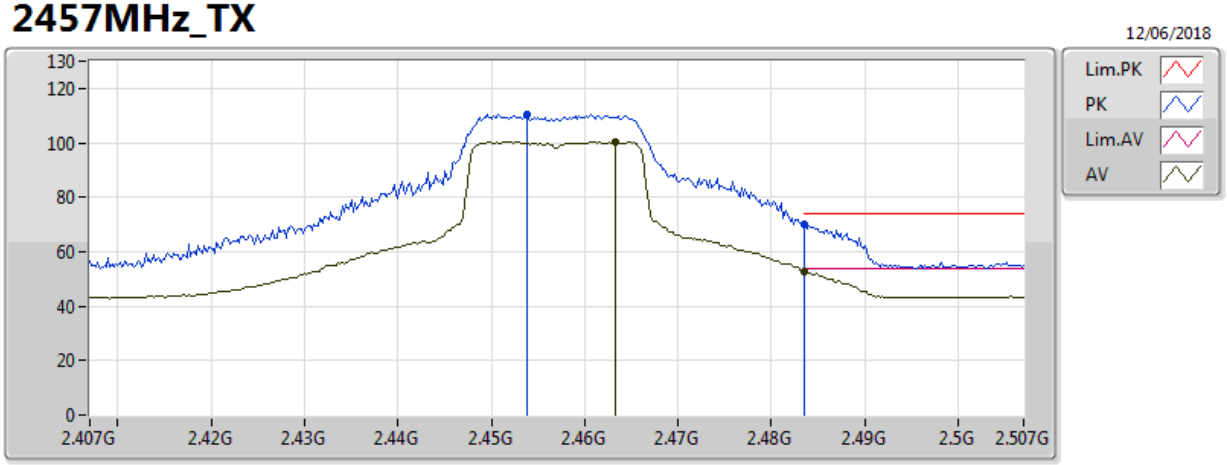

Type	Freq	Level	Limit	Margin	Factor	Dist	Condition	Azimuth	Height	Comments
	(Hz)	(dBuV/m)	(dBuV/m)	(dB)	(dB)	(m)		(°)	(m)	
AV	2.4632G	100.49	Inf	-Inf	31.04	3	Horizontal	289	2.04	-
AV	2.483502G	52.82	54.00	-1.18	31.11	3	Horizontal	289	2.04	-
PK	2.4538G	110.52	Inf	-Inf	31.00	3	Horizontal	289	2.04	-
PK	2.483502G	70.10	74.00	-3.90	31.11	3	Horizontal	289	2.04	-

802.11n HT20_Nss1,(MCS0)_1TX(Port2)

2462MHz_TX

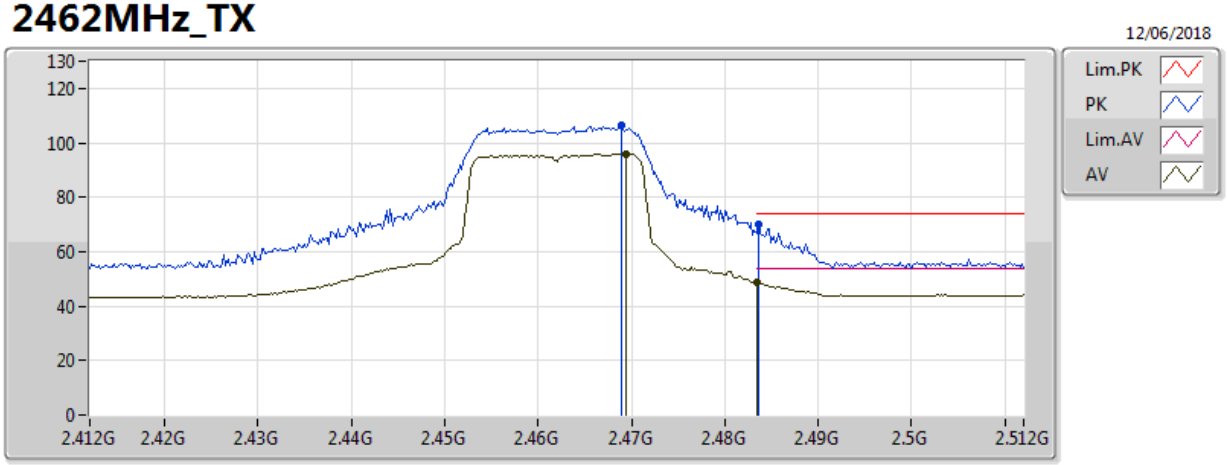

Type	Freq	Level	Limit	Margin	Factor	Dist	Condition	Azimuth	Height	Comments
	(Hz)	(dBuV/m)	(dBuV/m)	(dB)	(dB)	(m)		(°)	(m)	
AV	2.4694G	95.91	Inf	-Inf	31.06	3	Vertical	25	2.05	-
AV	2.483502G	48.63	54.00	-5.37	31.11	3	Vertical	25	2.05	-
PK	2.469G	106.54	Inf	-Inf	31.06	3	Vertical	25	2.05	-
PK	2.4836G	70.01	74.00	-3.99	31.11	3	Vertical	25	2.05	-

802.11n HT20_Nss1,(MCS0)_1TX(Port2)

2462MHz_TX

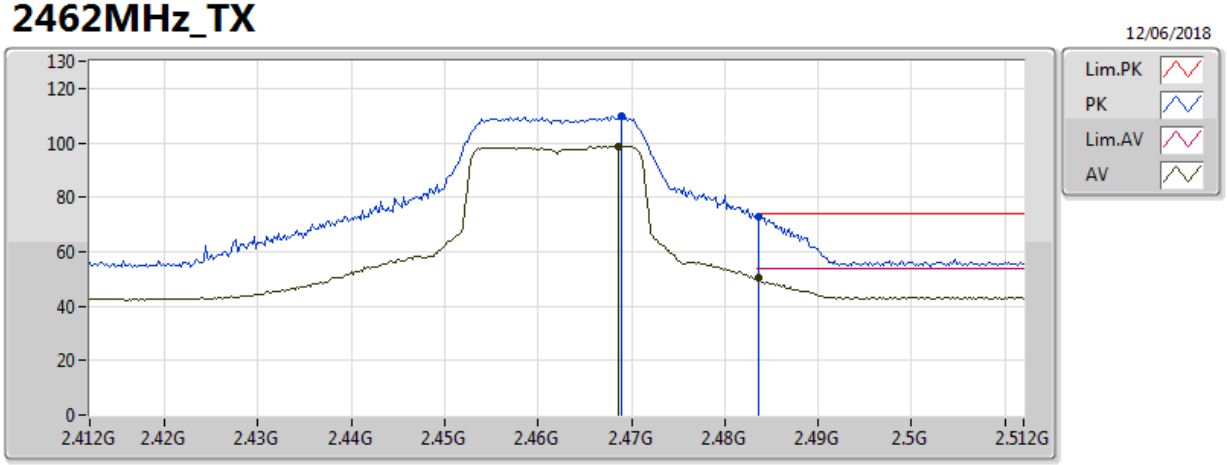

Type	Freq	Level	Limit	Margin	Factor	Dist	Condition	Azimuth	Height	Comments
	(Hz)	(dBuV/m)	(dBuV/m)	(dB)	(dB)	(m)		(°)	(m)	
AV	2.4686G	98.84	Inf	-Inf	31.06	3	Horizontal	312	2.29	-
AV	2.4836G	50.19	54.00	-3.81	31.11	3	Horizontal	312	2.29	-
PK	2.469G	109.78	Inf	-Inf	31.06	3	Horizontal	312	2.29	-
PK	2.4836G	72.99	74.00	-1.01	31.11	3	Horizontal	312	2.29	-

802.11n HT20_Nss1,(MCS0)_1TX(Port2)

2462MHz_TX

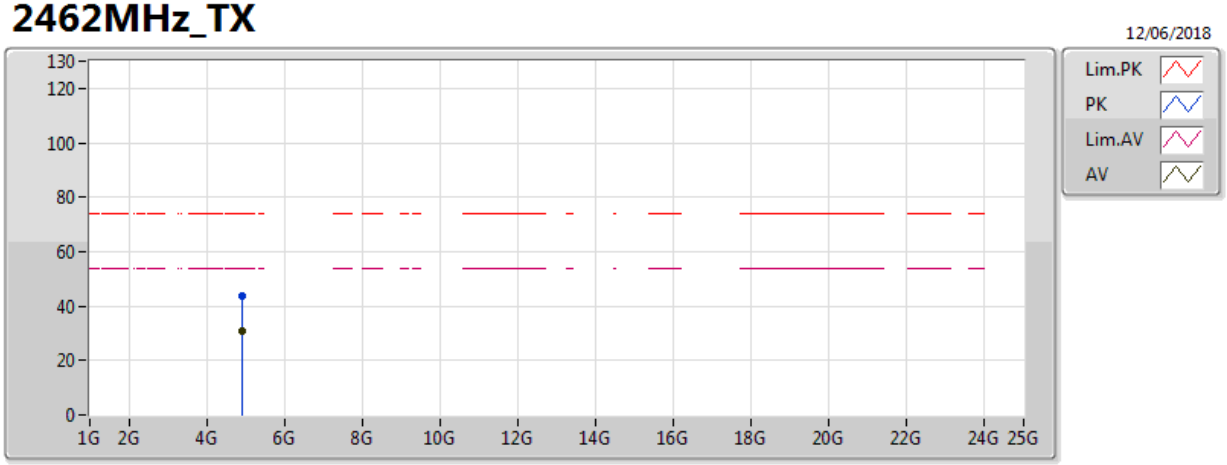

Type	Freq	Level	Limit	Margin	Factor	Dist	Condition	Azimuth	Height	Comments
	(Hz)	(dBuV/m)	(dBuV/m)	(dB)	(dB)	(m)		(°)	(m)	
AV	4.92608G	31.02	54.00	-22.98	2.39	3	Vertical	302	1.75	-
PK	4.92736G	43.75	74.00	-30.25	2.39	3	Vertical	302	1.75	-

802.11n HT20_Nss1,(MCS0)_1TX(Port2)

2462MHz_TX

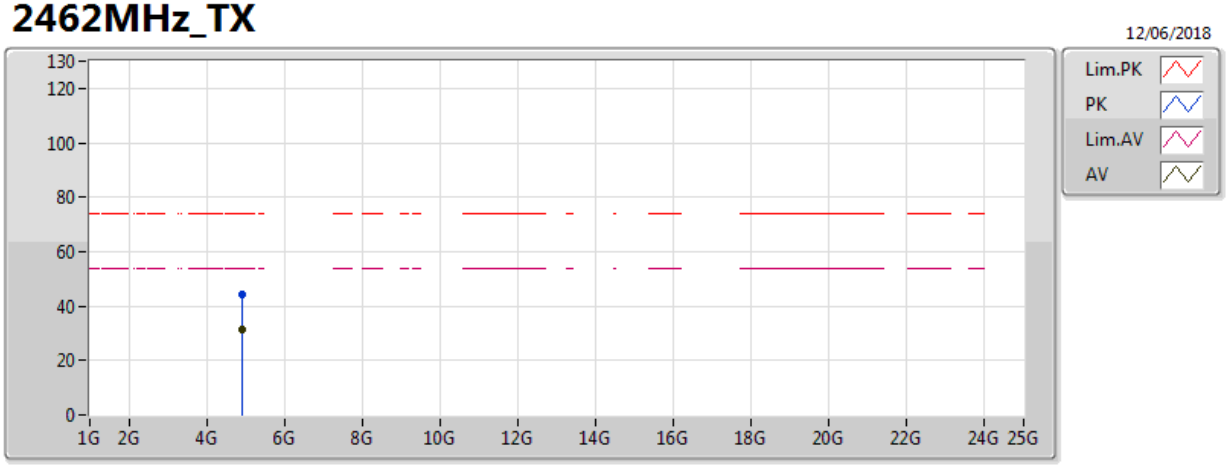

Type	Freq	Level	Limit	Margin	Factor	Dist	Condition	Azimuth	Height	Comments
	(Hz)	(dBuV/m)	(dBuV/m)	(dB)	(dB)	(m)		(°)	(m)	
AV	4.92842G	31.24	54.00	-22.76	2.39	3	Horizontal	354	1.87	-
PK	4.91962G	44.20	74.00	-29.80	2.37	3	Horizontal	354	1.87	-

802.11n HT40_Nss1,(MCS0)_1TX(Port2)

2422MHz_TX

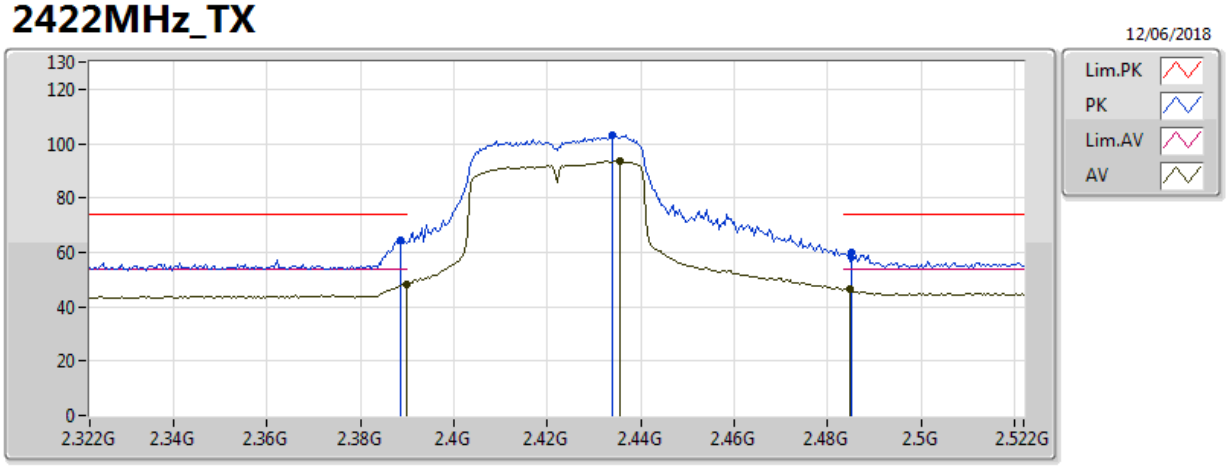

Type	Freq	Level	Limit	Margin	Factor	Dist	Condition	Azimuth	Height	Comments
	(Hz)	(dBuV/m)	(dBuV/m)	(dB)	(dB)	(m)		(°)	(m)	
AV	2.389998G	48.42	54.00	-5.58	30.77	3	Vertical	19	2.32	-
AV	2.4356G	93.77	Inf	-Inf	30.94	3	Vertical	19	2.32	-
AV	2.4848G	46.33	54.00	-7.67	31.12	3	Vertical	19	2.32	-
PK	2.3884G	64.58	74.00	-9.42	30.77	3	Vertical	19	2.32	-
PK	2.434G	102.92	Inf	-Inf	30.93	3	Vertical	19	2.32	-
PK	2.4852G	60.08	74.00	-13.92	31.12	3	Vertical	19	2.32	-

802.11n HT40_Nss1,(MCS0)_1TX(Port2)

2422MHz_TX

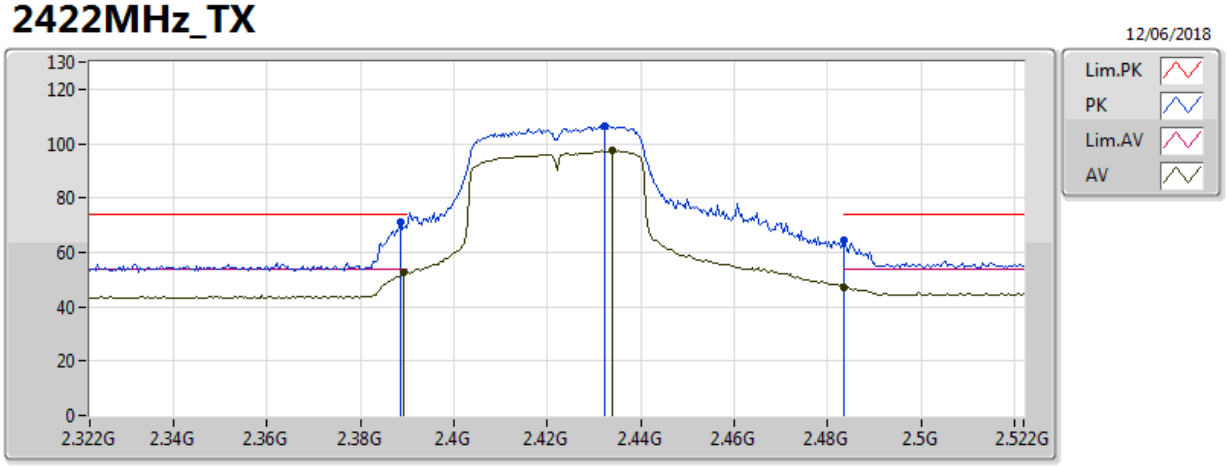

Type	Freq	Level	Limit	Margin	Factor	Dist	Condition	Azimuth	Height	Comments
	(Hz)	(dBuV/m)	(dBuV/m)	(dB)	(dB)	(m)		(°)	(m)	
AV	2.3892G	52.80	54.00	-1.20	30.77	3	Horizontal	304	2.09	-
AV	2.434G	97.30	Inf	-Inf	30.93	3	Horizontal	304	2.09	-
AV	2.483502G	47.28	54.00	-6.72	31.11	3	Horizontal	304	2.09	-
PK	2.3884G	70.94	74.00	-3.06	30.77	3	Horizontal	304	2.09	-
PK	2.4324G	106.67	Inf	-Inf	30.93	3	Horizontal	304	2.09	-
PK	2.483502G	64.53	74.00	-9.47	31.11	3	Horizontal	304	2.09	-

802.11n HT40_Nss1,(MCS0)_1TX(Port2)

2422MHz_TX

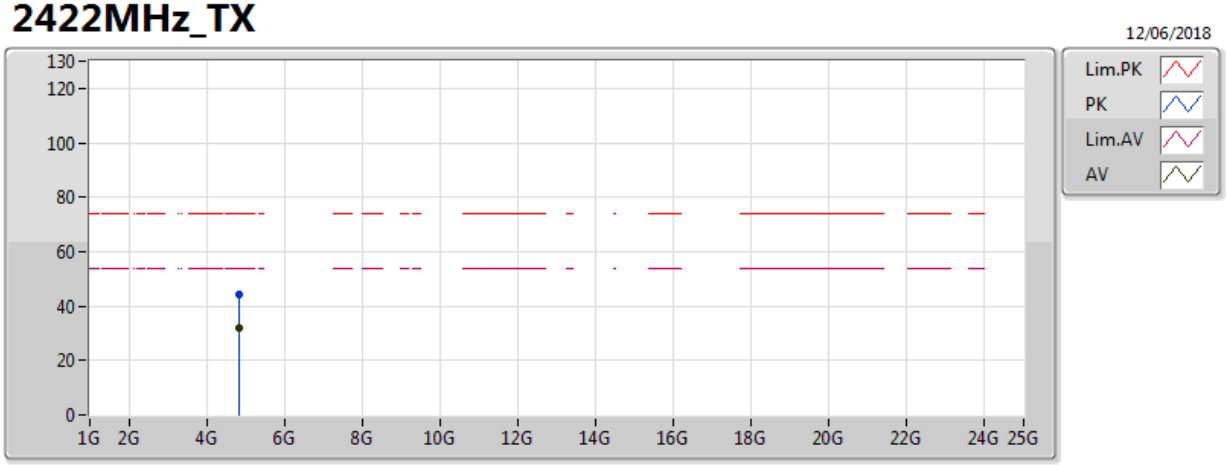

Type	Freq	Level	Limit	Margin	Factor	Dist	Condition	Azimuth	Height	Comments
	(Hz)	(dBuV/m)	(dBuV/m)	(dB)	(dB)	(m)		(°)	(m)	
AV	4.8413G	31.99	54.00	-22.01	2.17	3	Vertical	252	1.22	-
PK	4.84116G	44.38	74.00	-29.62	2.17	3	Vertical	252	1.22	-

802.11n HT40_Nss1,(MCS0)_1TX(Port2)

2422MHz_TX

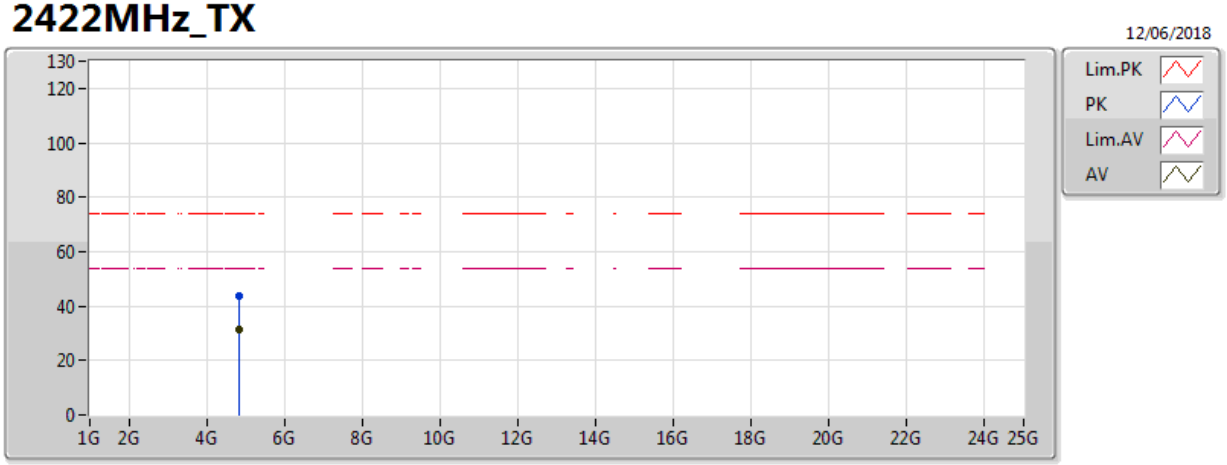

Type	Freq	Level	Limit	Margin	Factor	Dist	Condition	Azimuth	Height	Comments
	(Hz)	(dBuV/m)	(dBuV/m)	(dB)	(dB)	(m)		(°)	(m)	
AV	4.8398G	31.35	54.00	-22.65	2.17	3	Horizontal	183	1.82	-
PK	4.84748G	43.98	74.00	-30.02	2.19	3	Horizontal	183	1.82	-

802.11n HT40_Nss1,(MCS0)_1TX(Port2)

2427MHz_TX

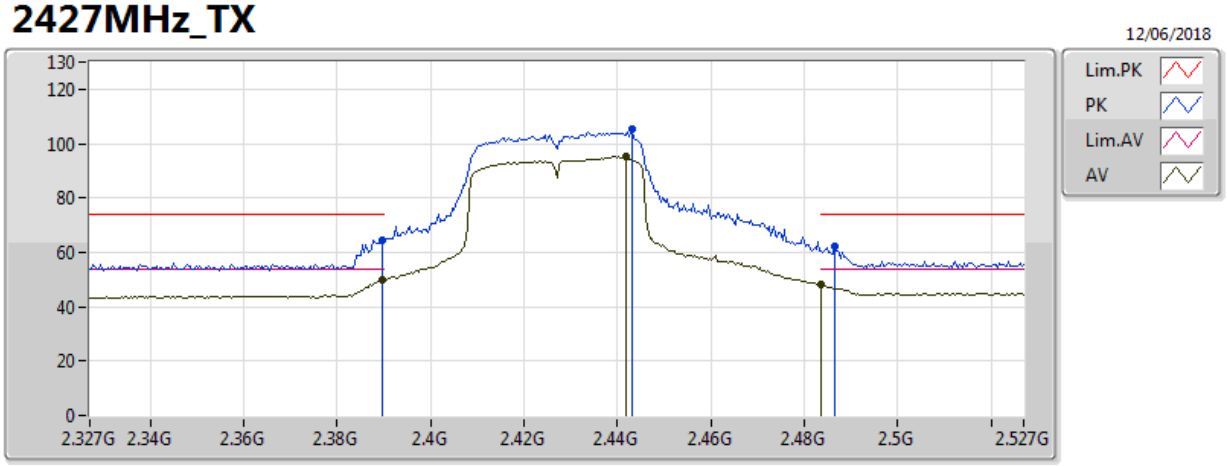

Type	Freq	Level	Limit	Margin	Factor	Dist	Condition	Azimuth	Height	Comments
	(Hz)	(dBuV/m)	(dBuV/m)	(dB)	(dB)	(m)		(°)	(m)	
AV	2.3898G	49.69	54.00	-4.31	30.77	3	Vertical	9	2.07	-
AV	2.4418G	95.08	Inf	-Inf	30.96	3	Vertical	9	2.07	-
AV	2.483502G	48.18	54.00	-5.82	31.11	3	Vertical	9	2.07	-
PK	2.3898G	64.41	74.00	-9.59	30.77	3	Vertical	9	2.07	-
PK	2.443G	105.27	Inf	-Inf	30.96	3	Vertical	9	2.07	-
PK	2.4866G	62.38	74.00	-11.62	31.12	3	Vertical	9	2.07	-

802.11n HT40_Nss1,(MCS0)_1TX(Port2)

2427MHz_TX

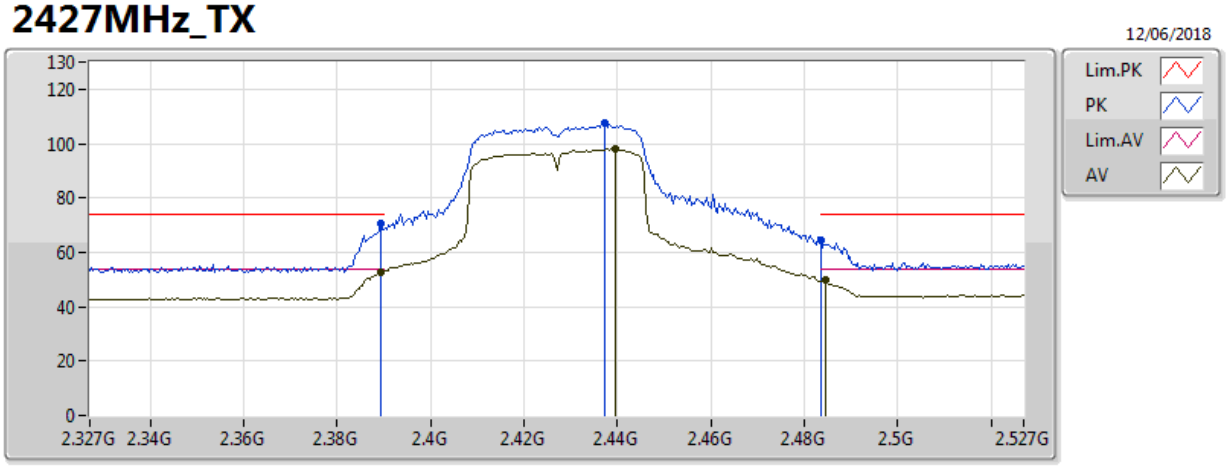

Type	Freq	Level	Limit	Margin	Factor	Dist	Condition	Azimuth	Height	Comments
	(Hz)	(dBuV/m)	(dBuV/m)	(dB)	(dB)	(m)		(°)	(m)	
AV	2.3894G	52.88	54.00	-1.12	30.77	3	Horizontal	293	2.06	-
AV	2.4394G	98.11	Inf	-Inf	30.95	3	Horizontal	293	2.06	-
AV	2.4846G	49.70	54.00	-4.30	31.12	3	Horizontal	293	2.06	-
PK	2.3894G	70.69	74.00	-3.31	30.77	3	Horizontal	293	2.06	-
PK	2.4374G	107.50	Inf	-Inf	30.94	3	Horizontal	293	2.06	-
PK	2.483502G	64.16	74.00	-9.84	31.11	3	Horizontal	293	2.06	-

802.11n HT40_Nss1,(MCS0)_1TX(Port2)

2432MHz_TX

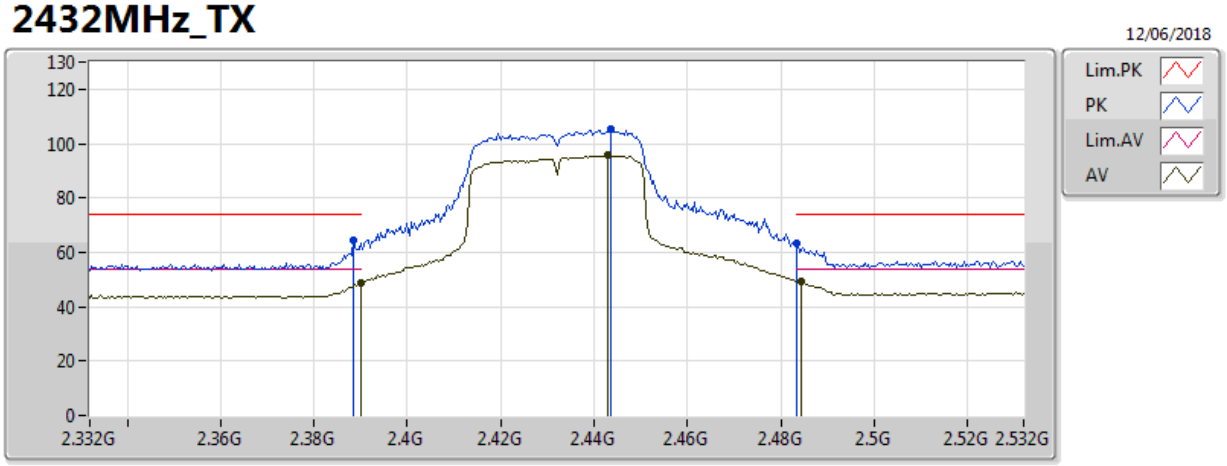

Type	Freq	Level	Limit	Margin	Factor	Dist	Condition	Azimuth	Height	Comments
	(Hz)	(dBuV/m)	(dBuV/m)	(dB)	(dB)	(m)		(°)	(m)	
AV	2.389998G	48.60	54.00	-5.40	30.77	3	Vertical	8	2.32	-
AV	2.4428G	95.83	Inf	-Inf	30.96	3	Vertical	8	2.32	-
AV	2.4844G	49.10	54.00	-4.90	31.12	3	Vertical	8	2.32	-
PK	2.3884G	64.44	74.00	-9.56	30.77	3	Vertical	8	2.32	-
PK	2.4436G	105.21	Inf	-Inf	30.97	3	Vertical	8	2.32	-
PK	2.483502G	63.51	74.00	-10.49	31.11	3	Vertical	8	2.32	-

802.11n HT40_Nss1,(MCS0)_1TX(Port2)

2432MHz_TX

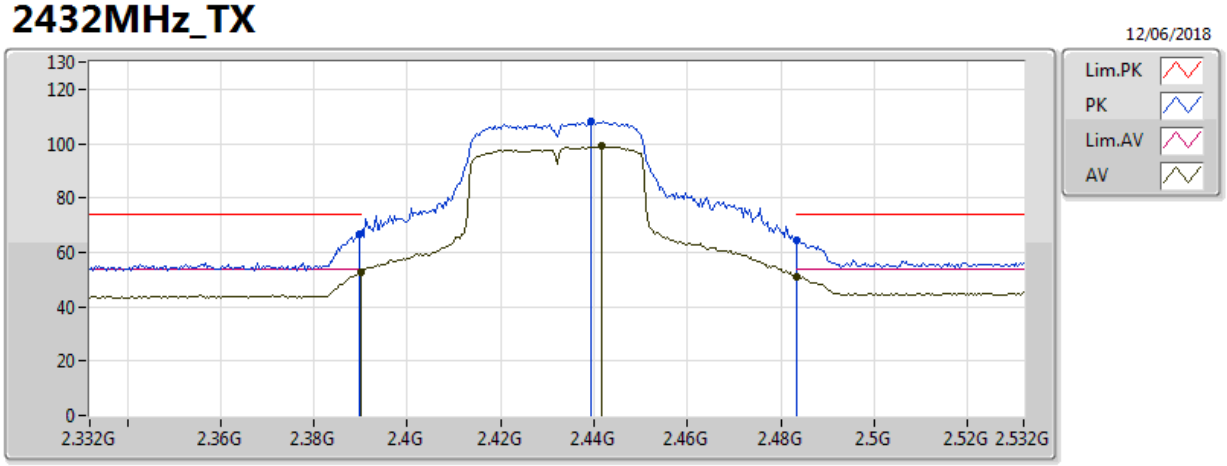

Type	Freq	Level	Limit	Margin	Factor	Dist	Condition	Azimuth	Height	Comments
	(Hz)	(dBuV/m)	(dBuV/m)	(dB)	(dB)	(m)		(°)	(m)	
AV	2.389998G	52.88	54.00	-1.12	30.77	3	Horizontal	286	2.06	-
AV	2.4416G	98.96	Inf	-Inf	30.96	3	Horizontal	286	2.06	-
AV	2.483502G	51.15	54.00	-2.85	31.11	3	Horizontal	286	2.06	-
PK	2.3896G	66.78	74.00	-7.22	30.77	3	Horizontal	286	2.06	-
PK	2.4392G	108.09	Inf	-Inf	30.95	3	Horizontal	286	2.06	-
PK	2.483502G	64.55	74.00	-9.45	31.11	3	Horizontal	286	2.06	-

802.11n HT40_Nss1,(MCS0)_1TX(Port2)

2437MHz_TX

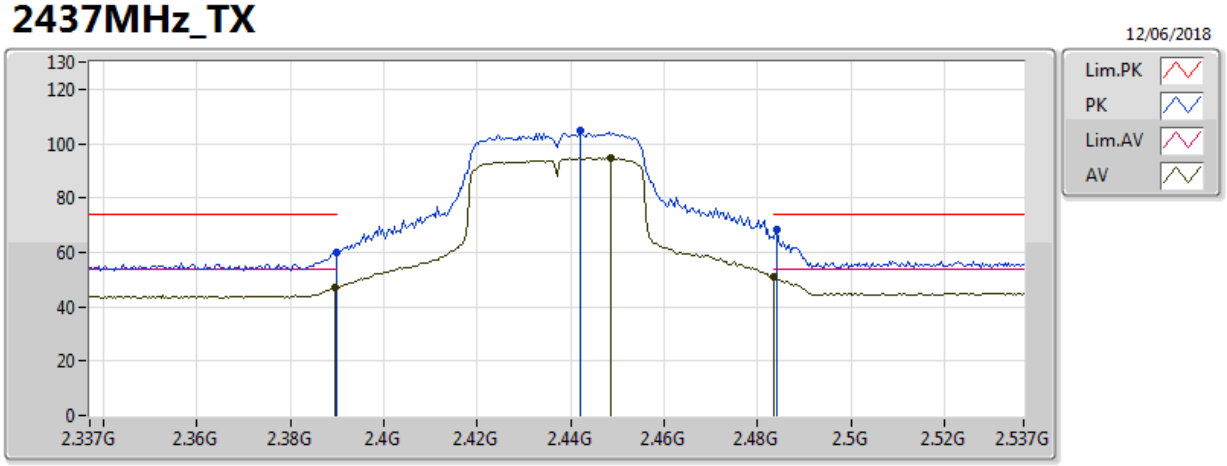

Type	Freq	Level	Limit	Margin	Factor	Dist	Condition	Azimuth	Height	Comments
	(Hz)	(dBuV/m)	(dBuV/m)	(dB)	(dB)	(m)		(°)	(m)	
AV	2.3894G	47.07	54.00	-6.93	30.77	3	Vertical	19	2.06	-
AV	2.4486G	94.73	Inf	-Inf	30.98	3	Vertical	19	2.06	-
AV	2.483502G	51.05	54.00	-2.95	31.11	3	Vertical	19	2.06	-
PK	2.3898G	60.01	74.00	-13.99	30.77	3	Vertical	19	2.06	-
PK	2.4422G	104.51	Inf	-Inf	30.96	3	Vertical	19	2.06	-
PK	2.4842G	68.43	74.00	-5.57	31.12	3	Vertical	19	2.06	-

802.11n HT40_Nss1,(MCS0)_1TX(Port2)

2437MHz_TX

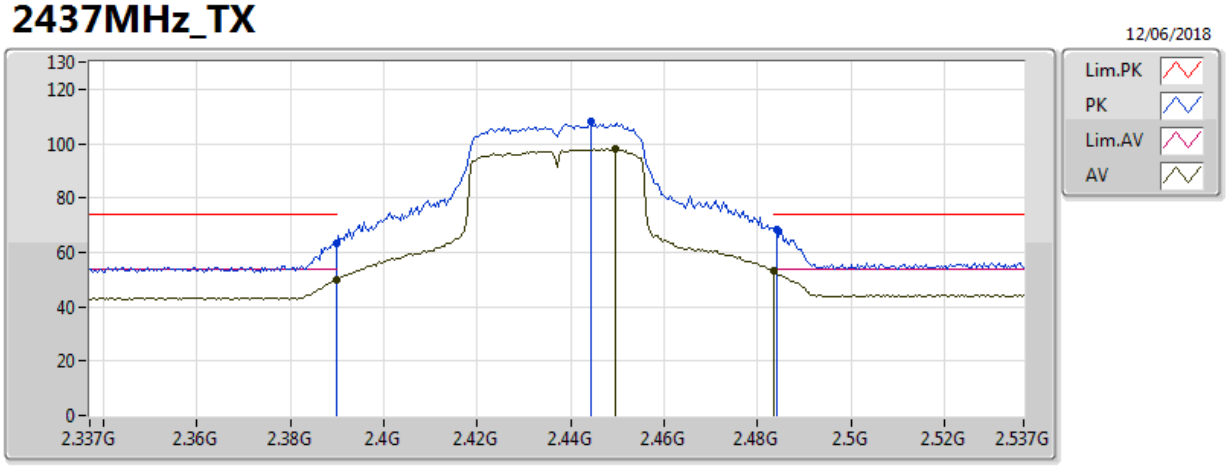

Type	Freq	Level	Limit	Margin	Factor	Dist	Condition	Azimuth	Height	Comments
	(Hz)	(dBuV/m)	(dBuV/m)	(dB)	(dB)	(m)		(°)	(m)	
AV	2.3898G	50.14	54.00	-3.86	30.77	3	Horizontal	292	1.41	-
AV	2.4494G	97.99	Inf	-Inf	30.99	3	Horizontal	292	1.41	-
AV	2.483502G	52.96	54.00	-1.04	31.11	3	Horizontal	292	1.41	-
PK	2.3898G	63.58	74.00	-10.42	30.77	3	Horizontal	292	1.41	-
PK	2.4442G	108.06	Inf	-Inf	30.97	3	Horizontal	292	1.41	-
PK	2.4842G	68.50	74.00	-5.50	31.12	3	Horizontal	292	1.41	-

802.11n HT40_Nss1,(MCS0)_1TX(Port2)

2437MHz_TX

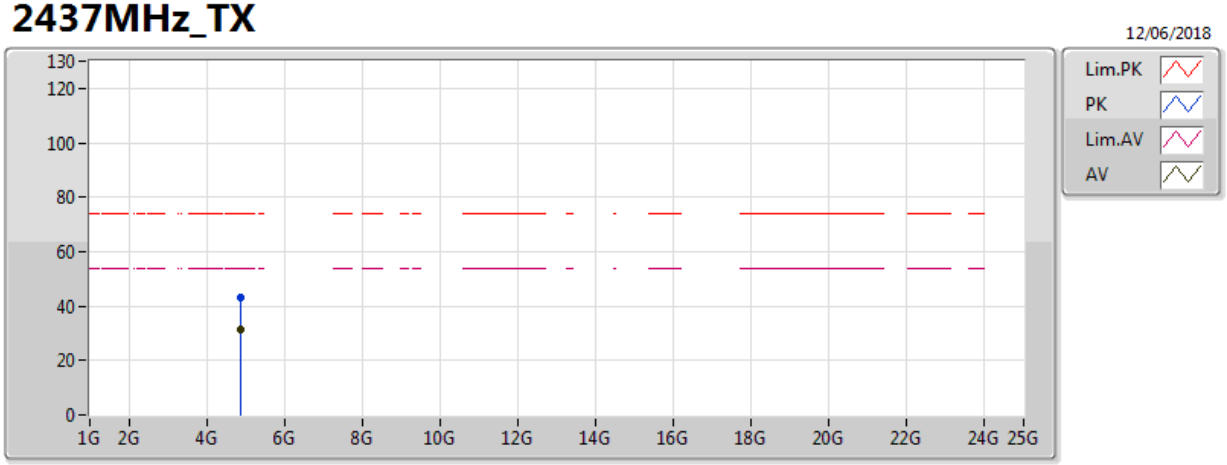

Type	Freq	Level	Limit	Margin	Factor	Dist	Condition	Azimuth	Height	Comments
	(Hz)	(dBuV/m)	(dBuV/m)	(dB)	(dB)	(m)		(°)	(m)	
AV	4.87108G	31.22	54.00	-22.78	2.25	3	Vertical	351	1.28	-
PK	4.87752G	43.42	74.00	-30.58	2.26	3	Vertical	351	1.28	-

802.11n HT40_Nss1,(MCS0)_1TX(Port2)

2437MHz_TX

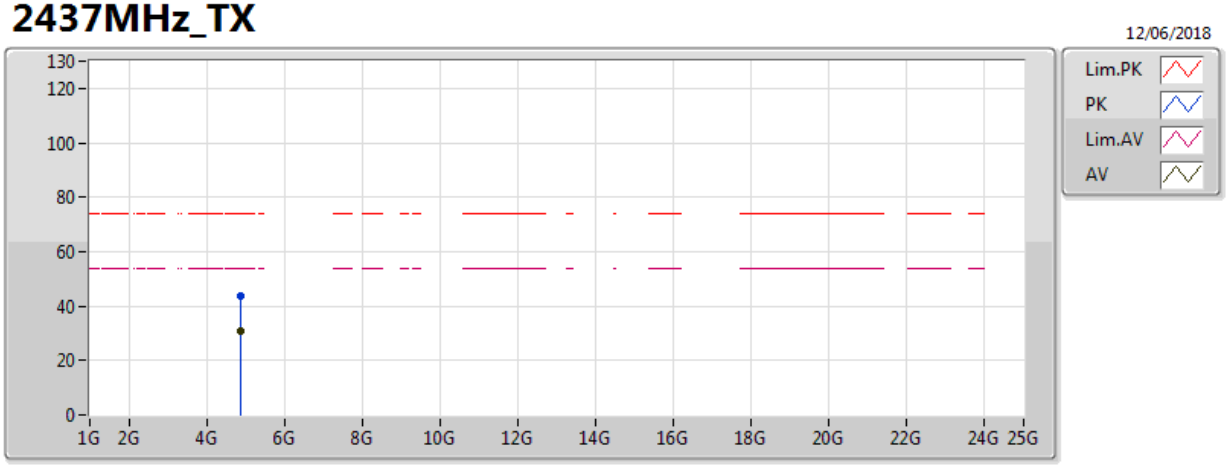

Type	Freq	Level	Limit	Margin	Factor	Dist	Condition	Azimuth	Height	Comments
	(Hz)	(dBuV/m)	(dBuV/m)	(dB)	(dB)	(m)		(°)	(m)	
AV	4.8702G	31.06	54.00	-22.94	2.25	3	Horizontal	117	2.36	-
PK	4.8696G	43.73	74.00	-30.27	2.24	3	Horizontal	117	2.36	-

802.11n HT40_Nss1,(MCS0)_1TX(Port2)

2442MHz_TX

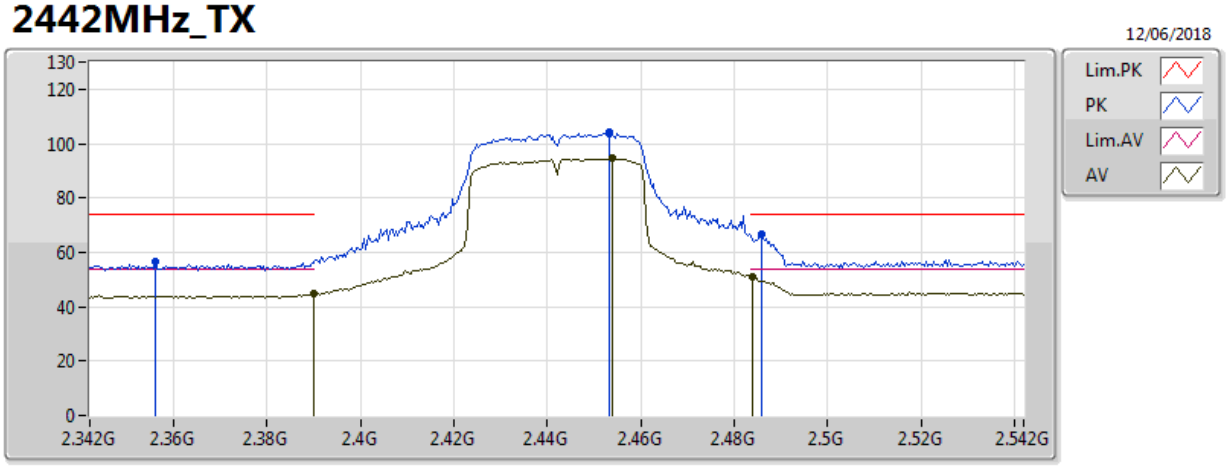

Type	Freq	Level	Limit	Margin	Factor	Dist	Condition	Azimuth	Height	Comments
	(Hz)	(dBuV/m)	(dBuV/m)	(dB)	(dB)	(m)		(°)	(m)	
AV	2.389998G	44.64	54.00	-9.36	30.77	3	Vertical	0	2.25	-
AV	2.454G	94.57	Inf	-Inf	31.00	3	Vertical	0	2.25	-
AV	2.484G	51.07	54.00	-2.93	31.12	3	Vertical	0	2.25	-
PK	2.356G	56.52	74.00	-17.48	30.66	3	Vertical	0	2.25	-
PK	2.4532G	104.09	Inf	-Inf	31.00	3	Vertical	0	2.25	-
PK	2.486G	66.91	74.00	-7.09	31.12	3	Vertical	0	2.25	-

802.11n HT40_Nss1,(MCS0)_1TX(Port2)

2442MHz_TX

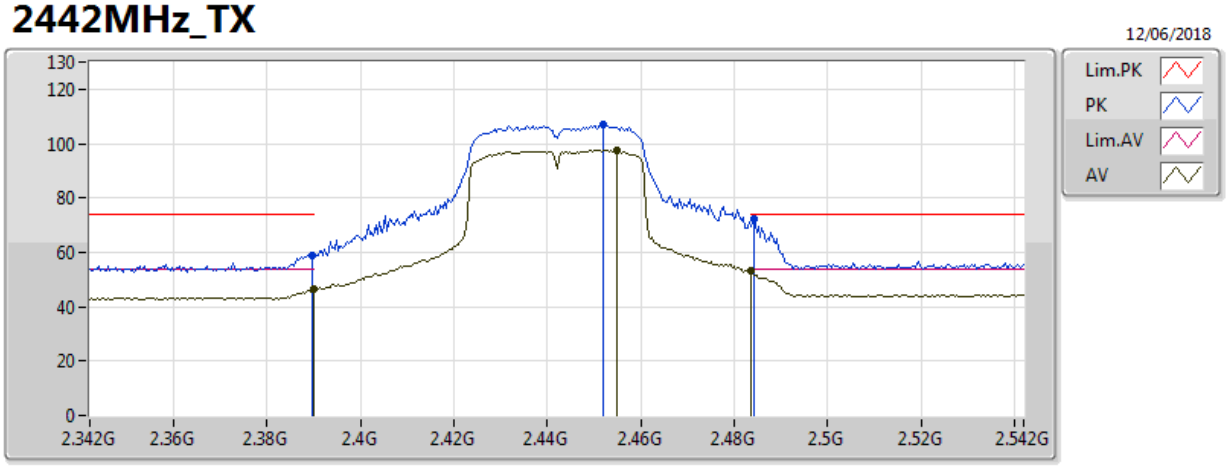

Type	Freq	Level	Limit	Margin	Factor	Dist	Condition	Azimuth	Height	Comments
	(Hz)	(dBuV/m)	(dBuV/m)	(dB)	(dB)	(m)		(°)	(m)	
AV	2.389998G	46.52	54.00	-7.48	30.77	3	Horizontal	277	2.26	-
AV	2.4548G	97.47	Inf	-Inf	31.01	3	Horizontal	277	2.26	-
AV	2.483502G	52.99	54.00	-1.01	31.11	3	Horizontal	277	2.26	-
PK	2.3896G	59.09	74.00	-14.91	30.77	3	Horizontal	277	2.26	-
PK	2.452G	107.15	Inf	-Inf	31.00	3	Horizontal	277	2.26	-
PK	2.4844G	72.48	74.00	-1.52	31.12	3	Horizontal	277	2.26	-

802.11n HT40_Nss1,(MCS0)_1TX(Port2)

2447MHz_TX

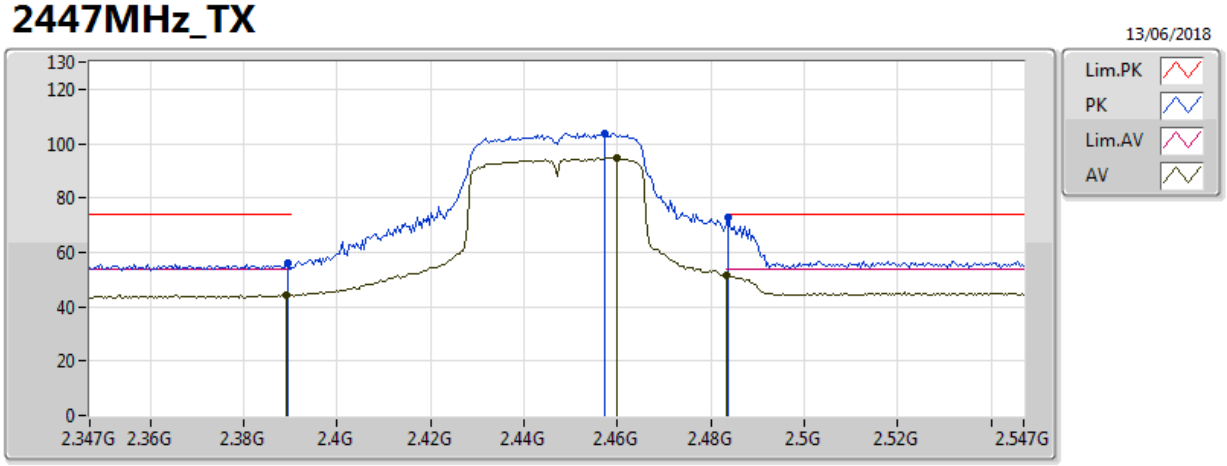

Type	Freq	Level	Limit	Margin	Factor	Dist	Condition	Azimuth	Height	Comments
	(Hz)	(dBuV/m)	(dBuV/m)	(dB)	(dB)	(m)		(°)	(m)	
AV	2.389G	44.38	54.00	-9.62	30.77	3	Vertical	7	2.26	-
AV	2.4598G	94.75	Inf	-Inf	31.03	3	Vertical	7	2.26	-
AV	2.483502G	51.56	54.00	-2.44	31.11	3	Vertical	7	2.26	-
PK	2.3894G	56.17	74.00	-17.83	30.77	3	Vertical	7	2.26	-
PK	2.4574G	103.84	Inf	-Inf	31.02	3	Vertical	7	2.26	-
PK	2.4838G	72.66	74.00	-1.34	31.11	3	Vertical	7	2.26	-

802.11n HT40_Nss1,(MCS0)_1TX(Port2)

2447MHz_TX

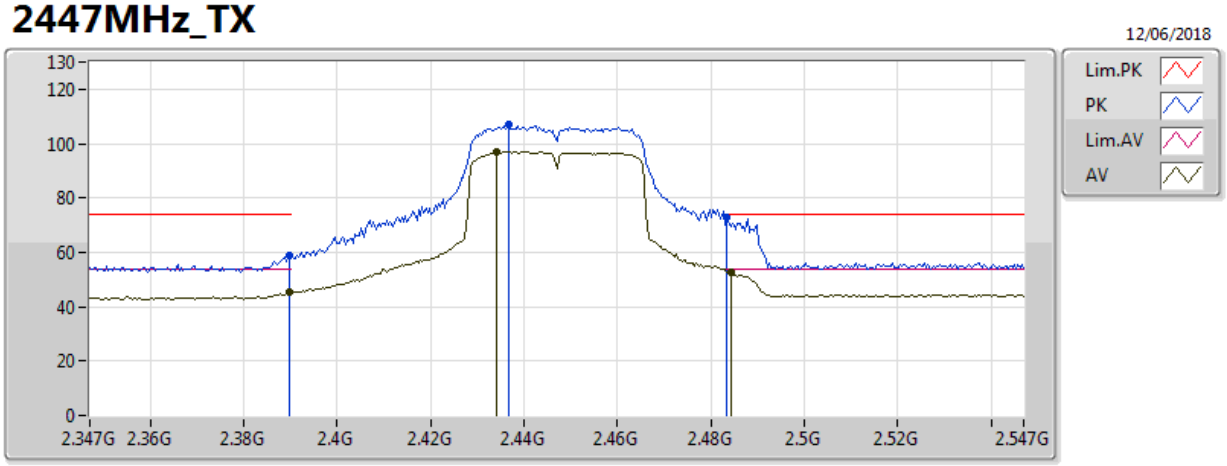

Type	Freq	Level	Limit	Margin	Factor	Dist	Condition	Azimuth	Height	Comments
	(Hz)	(dBuV/m)	(dBuV/m)	(dB)	(dB)	(m)		(°)	(m)	
AV	2.3898G	45.17	54.00	-8.83	30.77	3	Horizontal	289	2.07	-
AV	2.4342G	96.98	Inf	-Inf	30.93	3	Horizontal	289	2.07	-
AV	2.4842G	52.93	54.00	-1.07	31.12	3	Horizontal	289	2.07	-
PK	2.3898G	58.96	74.00	-15.04	30.77	3	Horizontal	289	2.07	-
PK	2.4366G	107.00	Inf	-Inf	30.94	3	Horizontal	289	2.07	-
PK	2.483502G	72.58	74.00	-1.42	31.11	3	Horizontal	289	2.07	-

802.11n HT40_Nss1,(MCS0)_1TX(Port2)

2452MHz_TX

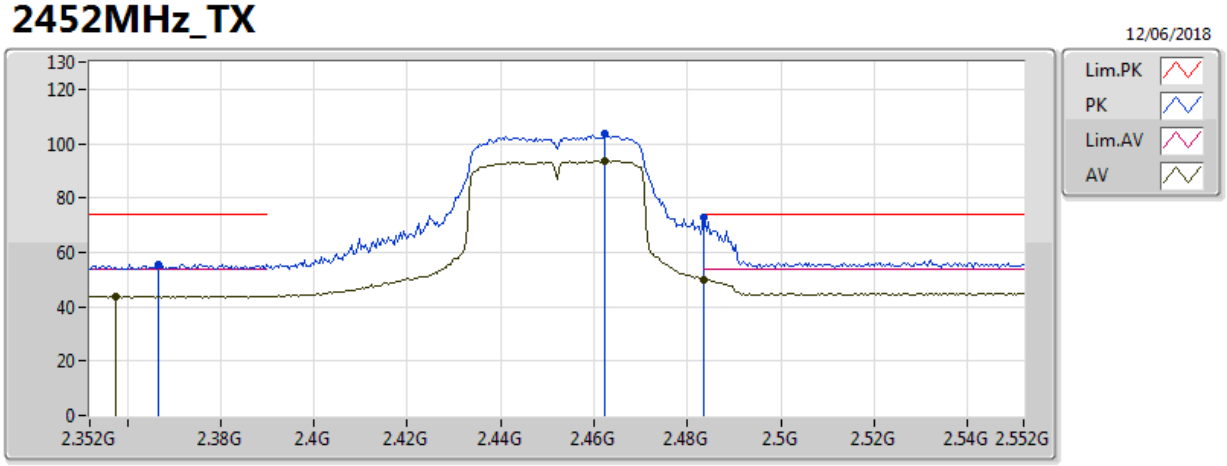

Type	Freq	Level	Limit	Margin	Factor	Dist	Condition	Azimuth	Height	Comments
	(Hz)	(dBuV/m)	(dBuV/m)	(dB)	(dB)	(m)		(°)	(m)	
AV	2.3576G	43.98	54.00	-10.02	30.66	3	Vertical	18	2.28	-
AV	2.4624G	93.72	Inf	-Inf	31.03	3	Vertical	18	2.28	-
AV	2.483502G	50.03	54.00	-3.97	31.11	3	Vertical	18	2.28	-
PK	2.3668G	55.72	74.00	-18.28	30.70	3	Vertical	18	2.28	-
PK	2.4624G	103.45	Inf	-Inf	31.03	3	Vertical	18	2.28	-
PK	2.483502G	72.61	74.00	-1.39	31.11	3	Vertical	18	2.28	-

802.11n HT40_Nss1,(MCS0)_1TX(Port2)

2452MHz_TX

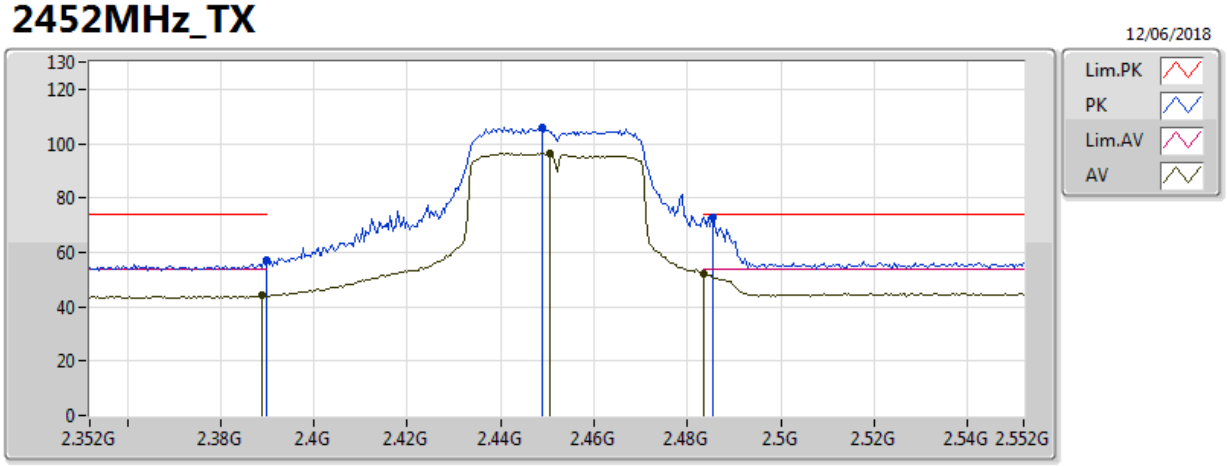

Type	Freq	Level	Limit	Margin	Factor	Dist	Condition	Azimuth	Height	Comments
	(Hz)	(dBuV/m)	(dBuV/m)	(dB)	(dB)	(m)		(°)	(m)	
AV	2.3888G	44.18	54.00	-9.82	30.77	3	Horizontal	209	1.48	-
AV	2.4504G	96.36	Inf	-Inf	30.99	3	Horizontal	209	1.48	-
AV	2.483502G	52.28	54.00	-1.72	31.11	3	Horizontal	209	1.48	-
PK	2.389998G	57.41	74.00	-16.59	30.77	3	Horizontal	209	1.48	-
PK	2.4488G	105.74	Inf	-Inf	30.99	3	Horizontal	209	1.48	-
PK	2.4856G	72.95	74.00	-1.05	31.12	3	Horizontal	209	1.48	-

802.11n HT40_Nss1,(MCS0)_1TX(Port2)

2452MHz_TX

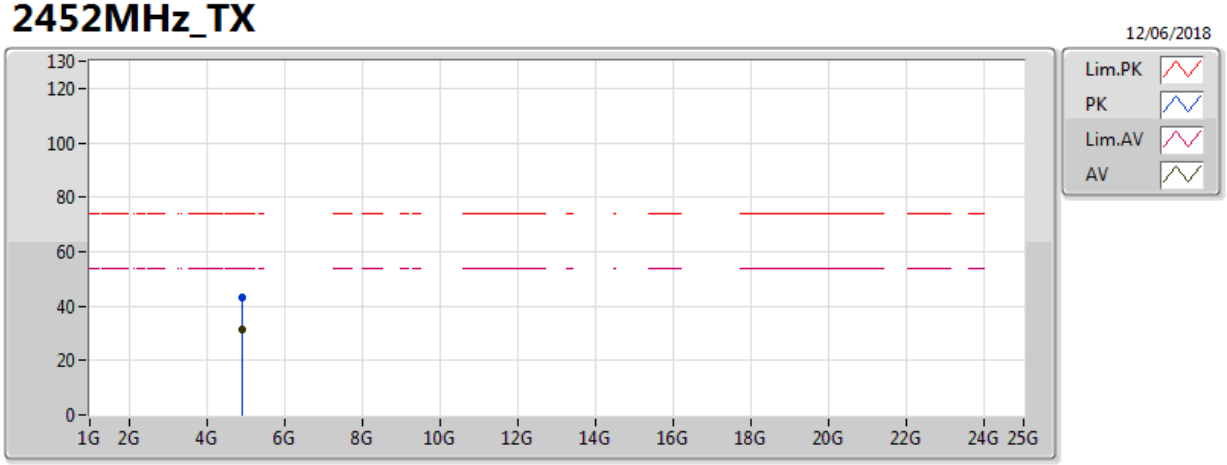

Type	Freq	Level	Limit	Margin	Factor	Dist	Condition	Azimuth	Height	Comments
	(Hz)	(dBuV/m)	(dBuV/m)	(dB)	(dB)	(m)		(°)	(m)	
AV	4.90374G	31.40	54.00	-22.60	2.33	3	Vertical	64	1.59	-
PK	4.90562G	43.31	74.00	-30.69	2.33	3	Vertical	64	1.59	-

802.11n HT40_Nss1,(MCS0)_1TX(Port2)

2452MHz_TX

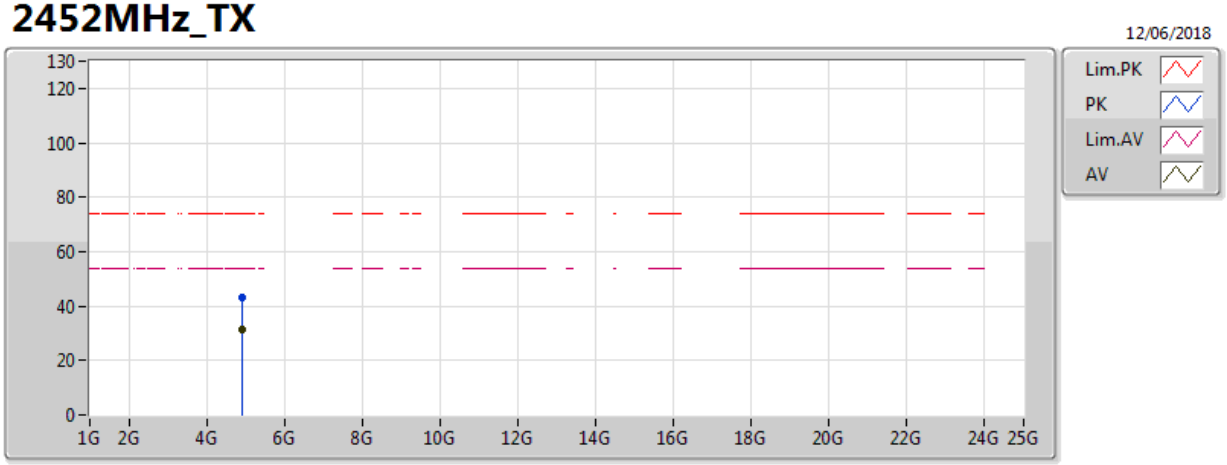

Type	Freq	Level	Limit	Margin	Factor	Dist	Condition	Azimuth	Height	Comments
	(Hz)	(dBuV/m)	(dBuV/m)	(dB)	(dB)	(m)		(°)	(m)	
AV	4.89946G	31.54	54.00	-22.46	2.32	3	Horizontal	113	1.06	-
PK	4.90018G	43.26	74.00	-30.74	2.32	3	Horizontal	113	1.06	-

Summary

Mode	Result	Type	Freq (Hz)	Level (dBuV/m)	Limit (dBuV/m)	Margin (dB)	Factor (dB)	Dist (m)	Condition	Azimuth (°)	Height (m)	Comments
Mode 1.	Pass	AV	4.824G	48.55	54.00	-5.45	2.13	3	Vertical	215	1.53	-
Mode 2.	Pass	AV	4.804G	47.56	54.00	-6.44	2.08	3	Vertical	175	1.67	-

Radiation-above 1GHz_Mode 1

31/08/2018

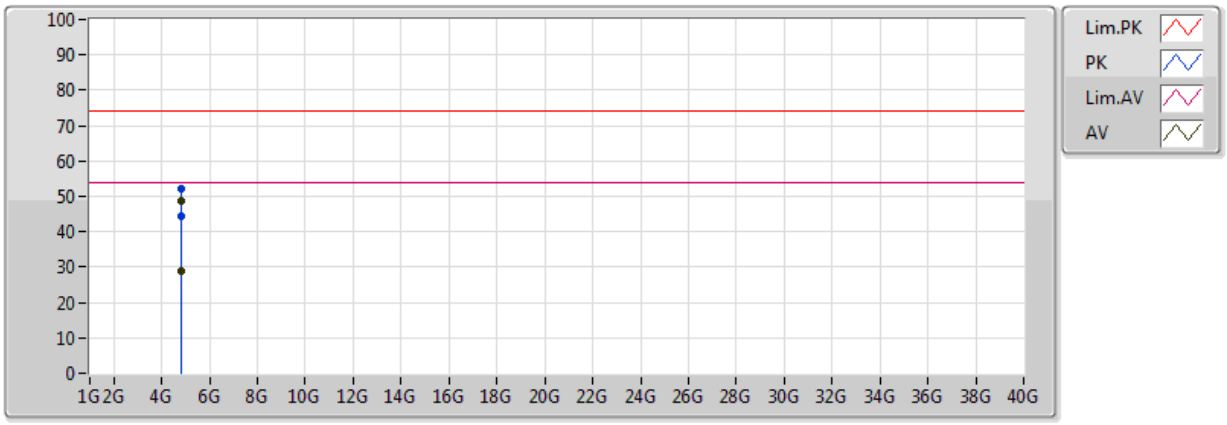

Type	Freq	Level	Limit	Margin	Factor	Dist	Condition	Azimuth	Height	Comments
	(Hz)	(dBuV/m)	(dBuV/m)	(dB)	(dB)	(m)		(°)	(m)	
AV	4.80481G	29.00	54.00	-25.00	2.08	3	Vertical	102	1.74	-
AV	4.824G	48.55	54.00	-5.45	2.13	3	Vertical	215	1.53	-
PK	4.80481G	44.26	74.00	-29.74	2.08	3	Vertical	102	1.74	-
PK	4.82405G	52.34	74.00	-21.66	2.13	3	Vertical	215	1.53	-

Radiation-above 1GHz_Mode 1

31/08/2018

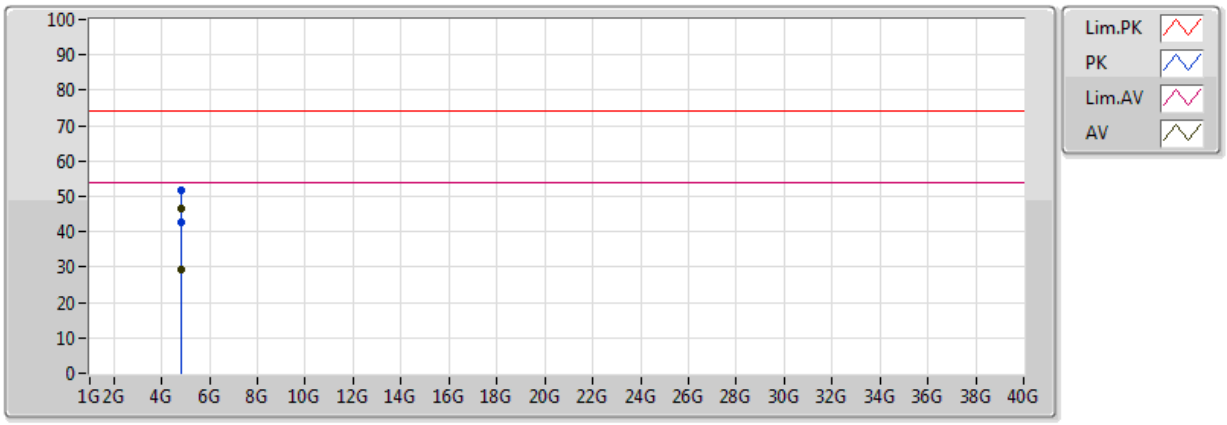

Type	Freq	Level	Limit	Margin	Factor	Dist	Condition	Azimuth	Height	Comments
	(Hz)	(dBuV/m)	(dBuV/m)	(dB)	(dB)	(m)		(°)	(m)	
AV	4.80654G	29.17	54.00	-24.83	2.09	3	Horizontal	305	1.57	-
AV	4.824G	46.36	54.00	-7.64	2.13	3	Horizontal	185	1.49	-
PK	4.80654G	42.84	74.00	-31.16	2.09	3	Horizontal	305	1.57	-
PK	4.82406G	51.67	74.00	-22.33	2.13	3	Horizontal	185	1.49	-

Radiation-above 1GHz_Mode 2

31/08/2018

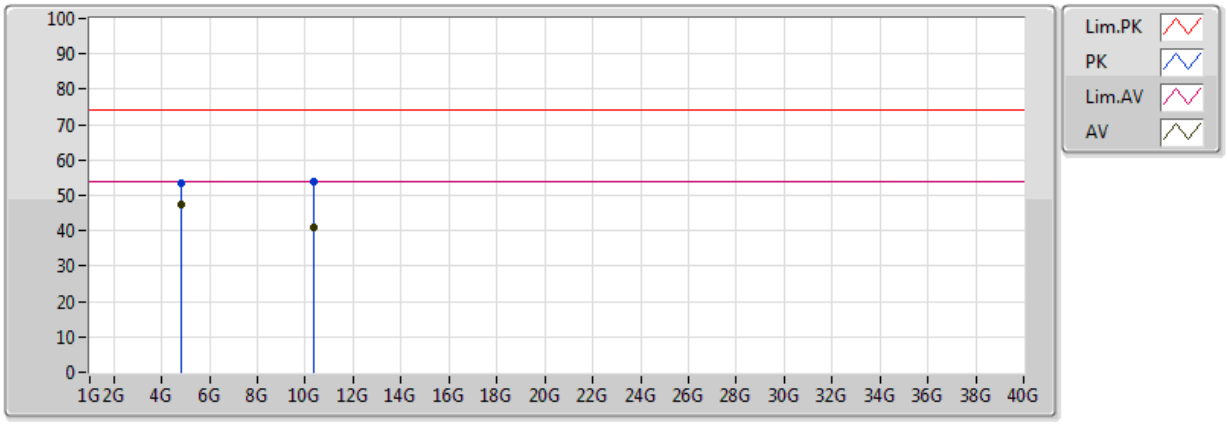

Type	Freq	Level	Limit	Margin	Factor	Dist	Condition	Azimuth	Height	Comments
	(Hz)	(dBuV/m)	(dBuV/m)	(dB)	(dB)	(m)		(°)	(m)	
AV	4.804G	47.56	54.00	-6.44	2.08	3	Vertical	175	1.67	-
AV	10.36548G	41.06	54.00	-12.94	12.65	3	Vertical	212	1.58	-
PK	4.80405G	53.44	74.00	-20.56	2.08	3	Vertical	175	1.67	-
PK	10.37128G	53.73	74.00	-20.27	12.66	3	Vertical	212	1.58	-

Radiation-above 1GHz_Mode 2

31/08/2018

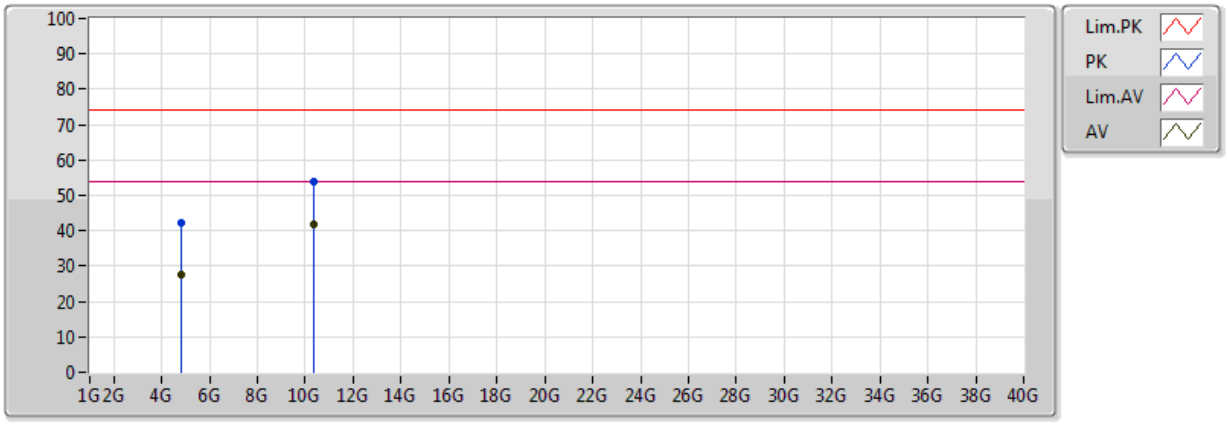

Type	Freq	Level	Limit	Margin	Factor	Dist	Condition	Azimuth	Height	Comments
	(Hz)	(dBuV/m)	(dBuV/m)	(dB)	(dB)	(m)		(°)	(m)	
AV	4.80637G	27.76	54.00	-26.24	2.09	3	Horizontal	321	1.56	-
AV	10.36876G	41.86	54.00	-12.14	12.65	3	Horizontal	179	1.84	-
PK	4.80635G	42.37	74.00	-31.63	2.09	3	Horizontal	321	1.56	-
PK	10.36432G	53.88	74.00	-20.12	12.64	3	Horizontal	179	1.84	-

Summary

Mode	Result	Type	Freq (Hz)	Level (dBuV/m)	Limit (dBuV/m)	Margin (dB)	Factor (dB)	Dist (m)	Condition	Azimuth (°)	Height (m)	Comments
2.4-2.4835GHz	-	-	-	-	-	-	-	-	-	-	-	-
802.11n HT40_Nss1,(MCS0)_1TX(Port2)	Pass	PK	33.88M	35.56	40.00	-4.44	-15.32	3	Vertical	0	1.00	-

Result

Mode	Result	Type	Freq (Hz)	Level (dBuV/m)	Limit (dBuV/m)	Margin (dB)	Factor (dB)	Dist (m)	Condition	Azimuth (°)	Height (m)	Comments
802.11n HT40_Nss1,(MCS0)_1TX(Port2)	-	-	-	-	-	-	-	-	-	-	-	-
2437MHz	Pass	PK	33.88M	35.56	40.00	-4.44	-15.32	3	Vertical	0	1.00	-
2437MHz	Pass	PK	125.06M	28.61	43.50	-14.89	-19.22	3	Vertical	0	1.00	-
2437MHz	Pass	PK	264.74M	38.67	46.00	-7.33	-15.98	3	Vertical	0	1.00	-
2437MHz	Pass	PK	449.04M	25.61	46.00	-20.39	-12.89	3	Vertical	0	1.00	-
2437MHz	Pass	PK	489.78M	27.59	46.00	-18.41	-12.24	3	Vertical	0	1.00	-
2437MHz	Pass	PK	953.44M	37.21	46.00	-8.79	-4.71	3	Vertical	0	1.00	-
2437MHz	Pass	PK	125.06M	26.00	43.50	-17.50	-19.22	3	Horizontal	360	1.00	-
2437MHz	Pass	PK	249.22M	26.16	46.00	-19.84	-17.26	3	Horizontal	360	1.00	-
2437MHz	Pass	PK	286.08M	37.43	46.00	-8.57	-16.97	3	Horizontal	360	1.00	-
2437MHz	Pass	PK	431.58M	24.62	46.00	-21.38	-13.11	3	Horizontal	360	1.00	-
2437MHz	Pass	PK	485.9M	31.30	46.00	-14.70	-12.30	3	Horizontal	360	1.00	-
2437MHz	Pass	PK	786.6M	31.04	46.00	-14.96	-8.11	3	Horizontal	360	1.00	-

802.11n HT40_Nss1,(MCS0)_1RX(Port2)

2437MHz_PoE

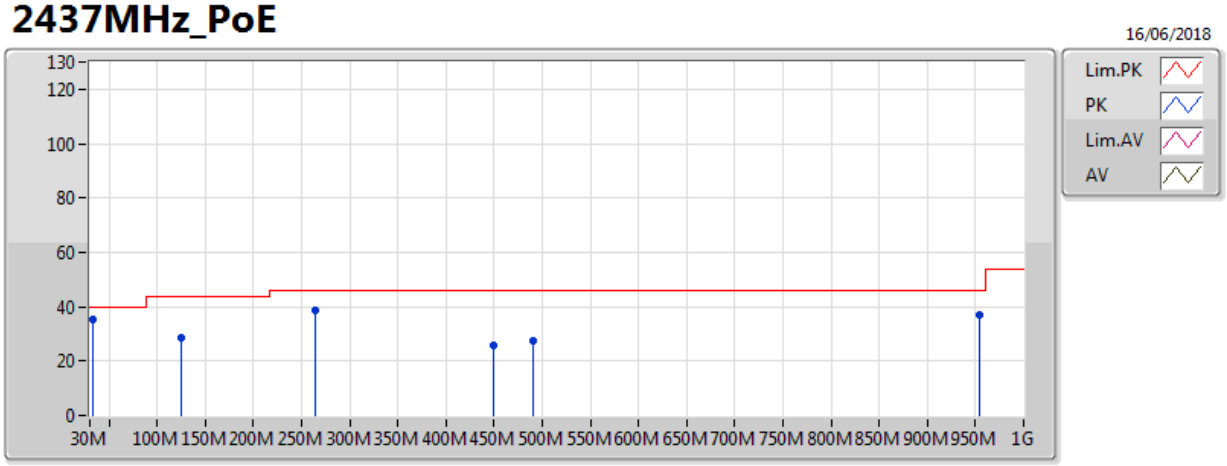

Type	Freq	Level	Limit	Margin	Factor	Dist	Condition	Azimuth	Height	Comments
	(Hz)	(dBuV/m)	(dBuV/m)	(dB)	(dB)	(m)		(°)	(m)	
PK	33.88M	35.56	40.00	-4.44	-15.32	3	Vertical	0	1.00	-
PK	125.06M	28.61	43.50	-14.89	-19.22	3	Vertical	0	1.00	-
PK	264.74M	38.67	46.00	-7.33	-15.98	3	Vertical	0	1.00	-
PK	449.04M	25.61	46.00	-20.39	-12.89	3	Vertical	0	1.00	-
PK	489.78M	27.59	46.00	-18.41	-12.24	3	Vertical	0	1.00	-
PK	953.44M	37.21	46.00	-8.79	-4.71	3	Vertical	0	1.00	-

802.11n HT40_Nss1,(MCS0)_1RX(Port2)

2437MHz_PoE

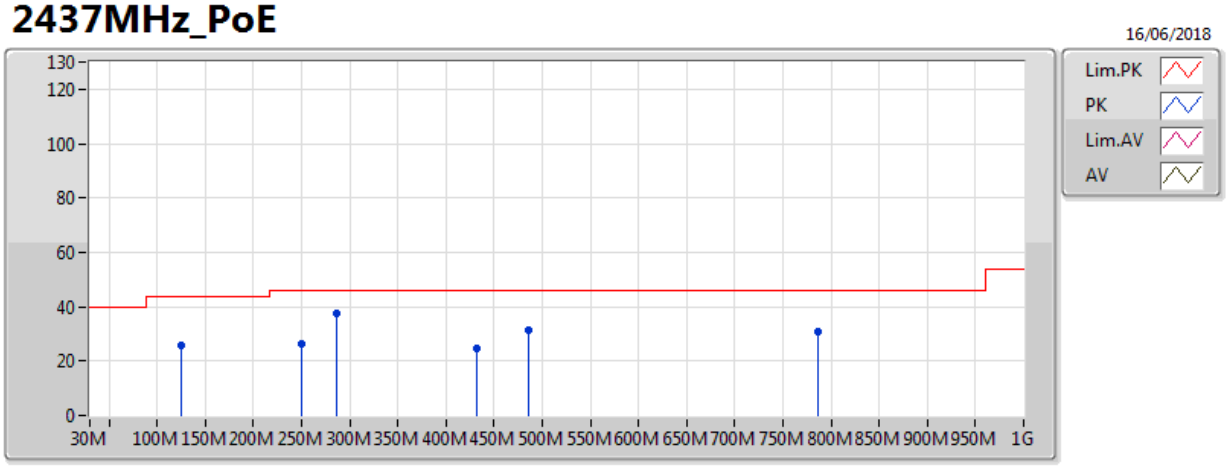

Type	Freq	Level	Limit	Margin	Factor	Dist	Condition	Azimuth	Height	Comments
	(Hz)	(dBuV/m)	(dBuV/m)	(dB)	(dB)	(m)		(°)	(m)	
PK	125.06M	26.00	43.50	-17.50	-19.22	3	Horizontal	360	1.00	-
PK	249.22M	26.16	46.00	-19.84	-17.26	3	Horizontal	360	1.00	-
PK	286.08M	37.43	46.00	-8.57	-16.97	3	Horizontal	360	1.00	-
PK	431.58M	24.62	46.00	-21.38	-13.11	3	Horizontal	360	1.00	-
PK	485.9M	31.30	46.00	-14.70	-12.30	3	Horizontal	360	1.00	-
PK	786.6M	31.04	46.00	-14.96	-8.11	3	Horizontal	360	1.00	-

Summary

Mode	Result	Type	Freq (Hz)	Level (dBuV/m)	Limit (dBuV/m)	Margin (dB)	Factor (dB)	Dist (m)	Condition	Azimuth (°)	Height (m)	Comments
2.4-2.4835GHz	-	-	-	-	-	-	-	-	-	-	-	-
802.11n HT40_Nss1,(MCS0)_1TX(Port2)	Pass	AV	3.195G	31.86	54.00	-22.14	-1.80	3	Horizontal	217	1.57	-

Result

Mode	Result	Type	Freq (Hz)	Level (dBuV/m)	Limit (dBuV/m)	Margin (dB)	Factor (dB)	Dist (m)	Condition	Azimuth (°)	Height (m)	Comments
802.11n HT40_Nss1,(MCS0)_1TX(Port2)	-	-	-	-	-	-	-	-	-	-	-	-
2437MHz	Pass	AV	1.634G	30.10	54.00	-23.90	-5.60	3	Vertical	158	1.05	-
2437MHz	Pass	AV	2.358G	29.90	54.00	-24.10	-3.74	3	Vertical	152	2.26	-
2437MHz	Pass	AV	3.452G	31.23	54.00	-22.77	-1.45	3	Vertical	52	2.10	-
2437MHz	Pass	PK	1.634G	45.05	74.00	-28.95	-5.60	3	Vertical	158	1.05	-
2437MHz	Pass	PK	2.358G	43.01	74.00	-30.99	-3.74	3	Vertical	152	2.26	-
2437MHz	Pass	PK	3.452G	44.40	74.00	-29.60	-1.45	3	Vertical	52	2.10	-
2437MHz	Pass	AV	1.557G	27.84	54.00	-26.16	-5.74	3	Horizontal	249	1.98	-
2437MHz	Pass	AV	2.428G	29.05	54.00	-24.95	-3.52	3	Horizontal	93	2.01	-
2437MHz	Pass	AV	3.195G	31.86	54.00	-22.14	-1.80	3	Horizontal	217	1.57	-
2437MHz	Pass	PK	1.557G	43.10	74.00	-30.90	-5.74	3	Horizontal	249	1.98	-
2437MHz	Pass	PK	2.428G	43.11	74.00	-30.89	-3.52	3	Horizontal	93	2.01	-
2437MHz	Pass	PK	3.195G	45.56	74.00	-28.44	-1.80	3	Horizontal	217	1.57	-

802.11n HT40_Nss1,(MCS0)_1RX(Port2)

2437MHz_RX

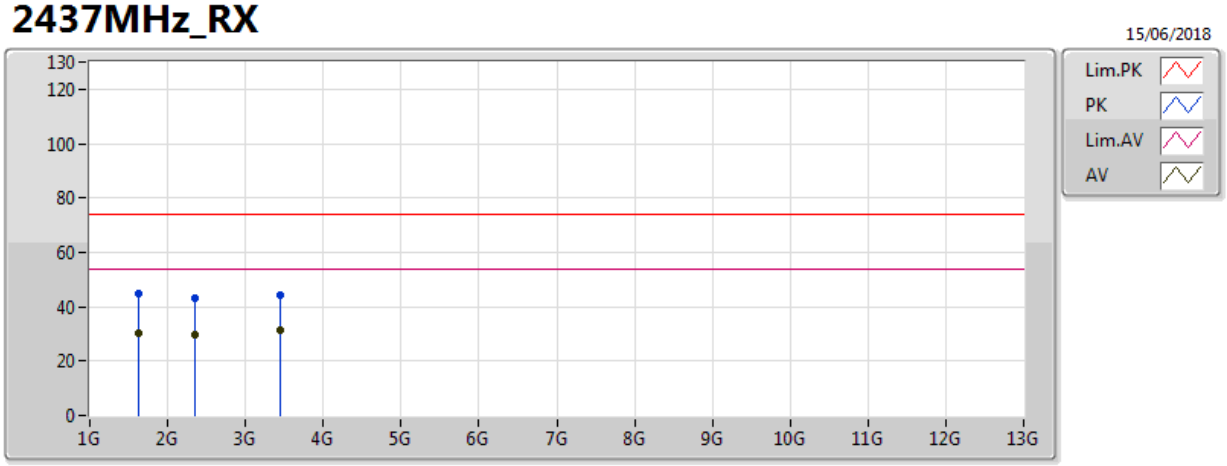

Type	Freq	Level	Limit	Margin	Factor	Dist	Condition	Azimuth	Height	Comments
	(Hz)	(dBuV/m)	(dBuV/m)	(dB)	(dB)	(m)		(°)	(m)	
AV	1.634G	30.10	54.00	-23.90	-5.60	3	Vertical	158	1.05	-
AV	2.358G	29.90	54.00	-24.10	-3.74	3	Vertical	152	2.26	-
AV	3.452G	31.23	54.00	-22.77	-1.45	3	Vertical	52	2.10	-
PK	1.634G	45.05	74.00	-28.95	-5.60	3	Vertical	158	1.05	-
PK	2.358G	43.01	74.00	-30.99	-3.74	3	Vertical	152	2.26	-
PK	3.452G	44.40	74.00	-29.60	-1.45	3	Vertical	52	2.10	-

802.11n HT40_Nss1,(MCS0)_1RX(Port2)

2437MHz_RX

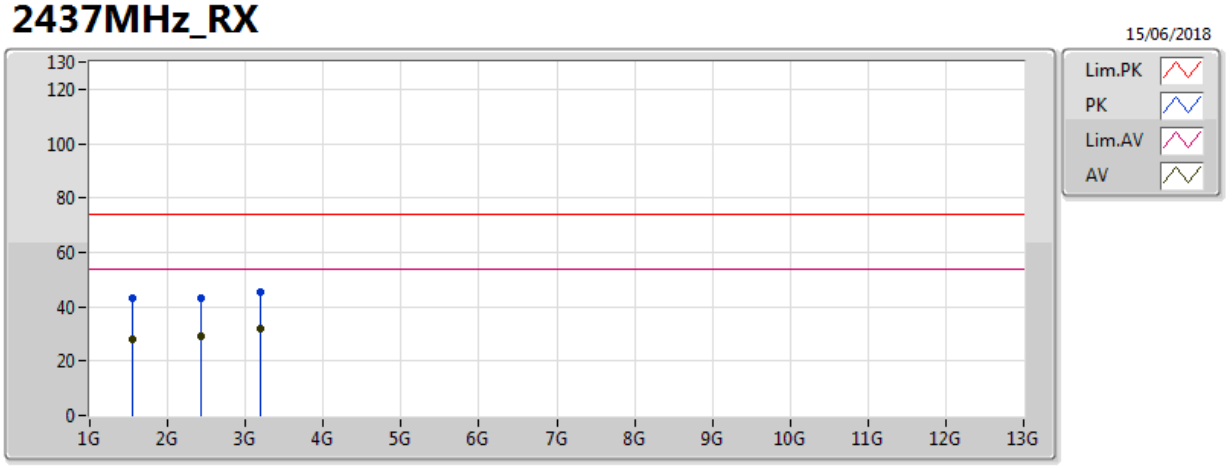

Type	Freq	Level	Limit	Margin	Factor	Dist	Condition	Azimuth	Height	Comments
	(Hz)	(dBuV/m)	(dBuV/m)	(dB)	(dB)	(m)		(°)	(m)	
AV	1.557G	27.84	54.00	-26.16	-5.74	3	Horizontal	249	1.98	-
AV	2.428G	29.05	54.00	-24.95	-3.52	3	Horizontal	93	2.01	-
AV	3.195G	31.86	54.00	-22.14	-1.80	3	Horizontal	217	1.57	-
PK	1.557G	43.10	74.00	-30.90	-5.74	3	Horizontal	249	1.98	-
PK	2.428G	43.11	74.00	-30.89	-3.52	3	Horizontal	93	2.01	-
PK	3.195G	45.56	74.00	-28.44	-1.80	3	Horizontal	217	1.57	-