Internal Photos of the EUT

Fig. 1

Fig. 2

Fig. 3



Fig. 4



Fig. 5



Fig. 6



Fig. 7


Antenna
SW1
U5
R1
C2
C1
C4
C3
R20
R30
R29
R4
J6
R32
R5
SW2
LED
P5V
GND
V4
C37
U1
R3
RXD
TXD
GND
P5V
J3
C7
P1
R31
C74
U2
R26
U21
U1

Fig. 8



Fig. 9



Fig. 10



Fig. 11



Fig. 12



Fig. 13

Fig. 14



Fig. 15



Fig. 16