NCC RADIO TEST REPORT

Equipment	:	無線接入點
Brand Name	:	Extreme Networks
Model Name	:	AP505i
Applicant	:	香港商極進網路有限公司台灣分公司 臺北市松山區復勢里南京東路 4 段 126 號 5 樓
Manufacturer	:	啟碁科技股份有限公司 新竹科學工業園區新竹縣園區二路 20 號
Standard	:	LP0002 Section 3.10.1 (2018-01-10)

The product was received on Oct. 22, 2018, and testing was started from Oct. 25, 2018 and completed on Jan. 11, 2019. We, SPORTON INTERNATIONAL INC. EMC & Wireless Communications Laboratory, would like to declare that the tested sample has been evaluated in accordance with the procedures given in ANSI C63.10-2013 and shown compliance with the applicable technical standards.

The report must not be used by the client to claim product certification, approval, or endorsement by TAF or any agency of government.

The test results in this report apply exclusively to the tested model / sample. Without written approval of SPORTON INTERNATIONAL INC. EMC & Wireless Communications Laboratory, the test report shall not be reproduced except in full.

Approved by: Cliff Chang

SPORTON INTERNATIONAL INC. EMC & Wireless Communications Laboratory
No. 52, Huaya 1st Rd., Guishan Dist., Taoyuan City, Taiwan (R.O.C.)

Table of Contents

History of this test report **3**

Summary of Test Result **4**

1 General Description **5**

1.1 Information 5
1.2 Testing Applied Standards 9
1.3 Testing Location Information 9
1.4 Measurement Uncertainty 9

2 Test Configuration of EUT **10**

2.1 Test Channel Mode 10
2.2 The Worst Case Measurement Configuration 17
2.3 EUT Operation during Test 21
2.4 Accessories 21
2.5 Support Equipment 22
2.6 Test Setup Diagram 24

3 Transmitter Test Result **29**

3.1 AC Power-line Conducted Emissions 29
3.2 DTS Bandwidth 31
3.3 Maximum Conducted Output Power 32
3.4 Power Spectral Density 35
3.5 Emissions in Non-restricted Frequency Bands 37
3.6 Emissions in Restricted Frequency Bands 38

4 Test Equipment and Calibration Data **43**

Appendix A. Test Results of AC Power-line Conducted Emissions

Appendix B. Test Results of DTS Bandwidth

Appendix C. Test Results of Maximum Conducted Output Power

Appendix D. Test Results of Power Spectral Density

Appendix E. Test Results of Emissions in Non-restricted Frequency Bands

Appendix F. Test Results of Emissions in Restricted Frequency Bands

Appendix G. Test Photos

Photographs of EUT v01

History of this test report

Report No.	Version	Description	Issued Date
TR8O1737-02AC	01	Initial issue of report	Apr. 02, 2019

Summary of Test Result

Report Clause	Ref Std. Clause	Test Items	Result (PASS/FAIL)	Remark
1.1.2	3.10.1.4	Antenna Requirement	PASS	-
3.1	2.3	AC Power-line Conducted Emissions	PASS	-
3.2	3.10.1.6	DTS Bandwidth	PASS	-
3.3	3.10.1.2	Maximum Conducted Output Power	PASS	-
3.4	3.10.1.6	Power Spectral Density	PASS	-
3.5	3.10.1.5	Emissions in Non-restricted Frequency Bands	PASS	-
3.6	3.10.1.5	Emissions in Restricted Frequency Bands	PASS	-

Declaration of Conformity:

The test results with all measurement uncertainty excluded are presented in accordance with the regulation limits or requirements declared by manufacturers.

Comments and Explanations:

1. The test configuration, test mode and test software were written in this test report are declared by the manufacturer.
2. The declared of product specification for EUT presented in the report are provided by the manufacturer, and the manufacturer takes all the responsibilities for the accuracy of product specification.

Reviewed by: Cliff Chang
Report Producer: Wendy Pan

1 General Description

1.1 Information

1.1.1 RF General Information

Frequency Range (MHz)	IEEE Std. 802.11	Ch. Frequency (MHz)	Channel Number
2400-2483.5	b, g, n (HT20), ax(HEW20)	2412-2462	1-11 [11]
2400-2483.5	n (HT40) , ax(HEW40)	2422-2452	3-9 [7]

Band	Mode	BWch (MHz)	Nant
2.4-2.4835GHz	802.11b	20	1TX, 2TX, 4TX
2.4-2.4835GHz	802.11g	20	1TX, 2TX, 4TX
2.4-2.4835GHz	802.11n HT20	20	1TX, 2TX, 4TX
2.4-2.4835GHz	802.11ax HEW20	20	1TX, 2TX, 4TX
2.4-2.4835GHz	802.11ax HEW20-BF	20	2TX, 4TX
2.4-2.4835GHz	802.11n HT40	40	1TX, 2TX, 4TX
2.4-2.4835GHz	802.11ax HEW40	40	1TX, 2TX, 4TX
2.4-2.4835GHz	802.11ax HEW40-BF	40	2TX, 4TX

Note:
- 11b mode uses a combination of DSSS-DBPSK, DQPSK, CCK modulation.
- 11g, HT20 and HT40 use a combination of OFDM-BPSK, QPSK, 16QAM, 64QAM modulation.
- HEW20, HEW40 use a combination of OFDMA-BPSK, QPSK, 16QAM, 64QAM, 256QAM, 1024QAM modulation.
- BWch is the nominal channel bandwidth.
- Nss-Min is the minimum number of spatial streams.
- Nant is the number of outputs. e.g., 2(2,3) means have 2 outputs for port 2 and port 3. 2 means have 2 outputs for port 1 and port 2.

1.1.2 Antenna Information

Ant.	Port	Brand	Model Name	Antenna Type	Connector	Antenna Gain (dBi)		
						WLAN 2.4GHz	WLAN 5GHz	Bluetooth and Thread
1	1	WNC	Starlord 505	PIFA Antenna	I-PEX	3.86	-	-
2	2	WNC	Starlord 505	PIFA Antenna	I-PEX	3.97	-	-
3	3	WNC	Starlord 505	PIFA Antenna	I-PEX	3.89	-	-
4	4	WNC	Starlord 505	PIFA Antenna	I-PEX	3.96	-	-
5	1	WNC	Starlord 505	PIFA Antenna	I-PEX	-	5.29	-
6	2	WNC	Starlord 505	PIFA Antenna	I-PEX	-	4.91	-
7	3	WNC	Starlord 505	PIFA Antenna	I-PEX	-	4.87	-
8	4	WNC	Starlord 505	PIFA Antenna	I-PEX	-	4.73	-
9	1	WNC	Starlord 505	PIFA Antenna	I-PEX	-	-	4.69

Note: 1.The above information was declared by manufacturer.

2.The EUT has nine antennas.

For 2.4GHz function:

For IEEE 802.11b/g/n/ax mode (1TX, 2TX, 4TX/4RX):

For 1TX

Only Port 1 can be use as transmitting antenna.

For 2TX

Only Port 1 and Port 2 can be use as transmitting antenna.

Port 1 and Port 2 could transmit simultaneously.

For 4TX

Port 1, Port 2, Port 3 and Port 4 can be use as transmitting antenna.

Port 1, Port 2, Port 3 and Port 4 could transmit simultaneously.

For 4RX

Port 1, Port 2, Port 3 and Port 4 can be used as receiving antennas.

Port 1, Port 2, Port 3 and Port 4 could receive simultaneously.

For 5GHz function:

For IEEE 802.11a/n/ac/ax mode (1TX, 2TX, 4TX/4RX):

For 1TX

Only Port 1 can be use as transmitting antenna.

For 2TX

Only Port 1 and Port 2 can be use as transmitting antenna.

Port 1 and Port 2 could transmit simultaneously.

For 4TX

Port 1, Port 2, Port 3 and Port 4 can be use as transmitting antenna.

Port 1, Port 2, Port 3 and Port 4 could transmit simultaneously.

For 4RX

Port 1, Port 2, Port 3 and Port 4 can be used as receiving antennas.

Port 1, Port 2, Port 3 and Port 4 could receive simultaneously.

For Bluetooth and Thread mode (1TX/1RX):

Only Port 1 can be use as transmitting/receiving antenna.

1.1.3 Mode Test Duty Cycle

For 1T1S Mode:

Mode	DC	DCF(dB)	T(s)	VBW(Hz) ≥ 1/T
802.11b	0.957	0.191	12.42m	100
802.11g	0.952	0.214	2.065m	1k
802.11ax HEW20	0.985	0.066	n/a (DC>=0.98)	n/a (DC>=0.98)
802.11ax HEW40	0.972	0.123	2.783m	1k

For 2T2S Mode:

Mode	DC	DCF(dB)	T(s)	VBW(Hz) ≥ 1/T
802.11ax HEW20	0.965	0.155	782.5u	3k
802.11ax HEW40	0.935	0.292	425u	3k

For 4T1S Mode:

Mode	DC	DCF(dB)	T(s)	VBW(Hz) ≥ 1/T
802.11b	0.958	0.186	12.424m	100
802.11g	0.947	0.237	2.065m	1k
802.11ax HEW20	0.984	0.07	n/a (DC>=0.98)	n/a (DC>=0.98)
802.11ax HEW40	0.971	0.128	911.25u	3k
802.11ax HEW20-BF	0.907	0.424	2.94m	1k
802.11ax HEW40-BF	0.907	0.424	2.933m	1k

For 4T4S Mode:

Mode	DC	DCF(dB)	T(s)	VBW(Hz) ≥ 1/T
802.11ax HEW20	0.951	0.218	537.5u	3k
802.11ax HEW40	0.923	0.348	330u	10k

Note:
- DC is Duty Cycle.
- DCF is Duty Cycle Factor.

1.1.4 EUT Operational Condition

EUT Power Type	From Power Adapter or PoE			
Beamforming Function	☒	With beamforming	☐	Without beamforming
	For 802.11ax in 2.4GHz and 802.11n/ac/ax in 5GHz.			
Function	☒	Point-to-multipoint	☐	Point-to-point
Test Software Version	Mtool_Rel_3_0_0_6			

Note: The above information was declared by manufacturer.

1.2 Testing Applied Standards

According to the specifications of the manufacturer, the EUT must comply with the requirements of the following standards:

- NCC LP0002 (2018-01-10)
- ANSI C63.10-2013
- FCC KDB 558074 D01 v05
- FCC KDB 662911 D01 v02r01

1.3 Testing Location Information

Testing Location							
☐	HWA YA	ADD	:	No. 52, Huaya 1st Rd., Guishan Dist., Taoyuan City, Taiwan (R.O.C.)			
		TEL	:	886-3-327-3456	FAX	:	886-3-327-0973
☒	JHUBEI	ADD	:	No.8, Lane 724, Bo-ai St., Jhubei City, HsinChu County 302, Taiwan, R.O.C.			
		TEL	:	886-3-656-9065	FAX	:	886-3-656-9085

Test Condition	Test Site No.	Test Engineer	Test Environment	Test Date
RF Conducted	TH01-CB	Welson Chen, Lucke Hsieh	23°C / 61%	Oct. 29, 2018 ~ Nov. 26, 2018
Radiated Unintentional (Below and Above1GHz)	03CH01-CB	RJ Huang	22°C / 54%	Nov. 13, 2018 ~ Nov. 19, 2018
Radiated Intentional (Below 1GHz)	03CH01-CB	Justin Lin	22°C / 54%	Jan. 11, 2019
Radiated Intentional (Above 1GHz)	03CH01-CB	RJ Huang	22°C / 54%	Oct. 25, 2018 ~ Nov. 24, 2018
AC Conduction	CO01-CB	Tony Chang	23°C / 58%	Nov. 22, 2018

Test site Designation No. TW0006 with FCC.
Test site registered number IC 4086D with Industry Canada.

1.4 Measurement Uncertainty

ISO/IEC 17025 requires that an estimate of the measurement uncertainties associated with the emissions test results be included in the report. The measurement uncertainties given below are based on a 95% confidence level (based on a coverage factor (k=2)

Test Items	Uncertainty	Remark
Conducted Emission (150kHz ~ 30MHz)	2.0 dB	Confidence levels of 95%
Radiated Emission (30MHz ~ 1,000MHz)	3.6 dB	Confidence levels of 95%
Radiated Emission (1GHz ~ 18GHz)	3.7 dB	Confidence levels of 95%
Radiated Emission (18GHz ~ 40GHz)	3.5 dB	Confidence levels of 95%
Conducted Emission	1.7 dB	Confidence levels of 95%
Output Power Measurement	1.33 dB	Confidence levels of 95%
Power Density Measurement	1.27 dB	Confidence levels of 95%
Bandwidth Measurement	9.74×10^{-8}	Confidence levels of 95%

2 Test Configuration of EUT

2.1 Test Channel Mode

For 1T1S Mode:
For Conducted measurement and Band Edge Emission test:

Mode	PowerSetting	PowerSetting (dBm)
802.11b_Nss1,(1Mbps)_1TX	-	-
2412MHz	90	22.5
2417MHz	93	23.25
2422MHz	94	23.5
2427MHz	94	23.5
2432MHz	94	23.5
2437MHz	95	23.75
2442MHz	94	23.5
2447MHz	92	23
2452MHz	89	22.25
2457MHz	87	21.75
2462MHz	84	21
802.11g_Nss1,(6Mbps)_1TX	-	-
2412MHz	71	17.75
2417MHz	79	19.75
2422MHz	84	21
2427MHz	86	21.5
2432MHz	88	22
2437MHz	92	23
2442MHz	89	22.25
2447MHz	83	20.75
2452MHz	79	19.75
2457MHz	76	19
2462MHz	67	16.75
802.11ax HEW20_Nss1,(MCS0)_1TX	-	-
2412MHz	69	17.25
2417MHz	75	18.75
2422MHz	78	19.5
2427MHz	82	20.5
2432MHz	83	20.75
2437MHz	84	21
2442MHz	82	20.5
2447MHz	80	20
2452MHz	71	17.75

Mode	PowerSetting	PowerSetting (dBm)
2457MHz	68	17
2462MHz	54	13.5
802.11ax HEW40_Nss1,(MCS0)_1TX	-	-
2422MHz	65	16.25
2427MHz	64	16
2432MHz	65	16.25
2437MHz	68	17
2442MHz	65	16.25
2447MHz	63	15.75
2452MHz	60	15

For 2T2S Mode:
For Conducted measurement and Band Edge Emission test:

Mode	PowerSetting	PowerSetting (dBm)
802.11ax HEW20_Nss2,(MCS0)_2TX	-	-
2412MHz	66	16.5
2417MHz	69	17.25
2422MHz	74	18.5
2427MHz	79	19.75
2432MHz	82	20.5
2437MHz	84	21
2442MHz	82	20.5
2447MHz	77	19.25
2452MHz	73	18.25
2457MHz	68	17
2462MHz	62	15.5
802.11ax HEW40_Nss2,(MCS0)_2TX	-	-
2422MHz	64	16
2427MHz	65	16.25
2432MHz	66	16.5
2437MHz	67	16.75
2442MHz	65	16.25
2447MHz	63	15.75
2452MHz	61	15.25

For 4T1S Mode:
For Radiated Emission:

Mode	PowerSetting
802.11b_Nss1,(1Mbps)_1TX	-
2412MHz	110
2437MHz	110
2462MHz	110
802.11b_Nss1,(1Mbps)_4TX	-
2412MHz	110
2437MHz	110
2462MHz	110
802.11g_Nss1,(6Mbps)_4TX	-
2412MHz	110
2437MHz	110
2462MHz	110
802.11ax HEW20_Nss1,(MCS0)_4TX	-
2412MHz	110
2437MHz	110
2462MHz	110
802.11ax HEW40_Nss1,(MCS0)_4TX	-
2422MHz	110
2437MHz	110
2452MHz	110

For Conducted measurement and Band Edge Emission test:

Mode	PowerSetting	PowerSetting (dBm)
802.11b_Nss1,(1Mbps)_4TX	-	-
2412MHz	88	22
2417MHz	90	22.5
2422MHz	91	22.75
2427MHz	92	23
2432MHz	93	23.25
2437MHz	93	23.25
2442MHz	92	23
2447MHz	92	23
2452MHz	87	21.75
2457MHz	85	21.25
2462MHz	83	20.75
802.11g_Nss1,(6Mbps)_4TX	-	-
2412MHz	67	16.75
2417MHz	71	17.75
2422MHz	73	18.25
2427MHz	77	19.25
2432MHz	81	20.25
2437MHz	82	20.5
2442MHz	81	20.25
2447MHz	78	19.5
2452MHz	72	18
2457MHz	68	17
2462MHz	63	15.75
802.11ax HEW20_Nss1,(MCS0)_4TX	-	-
2412MHz	57	14.25
2417MHz	66	16.5
2422MHz	69	17.25
2427MHz	76	19
2432MHz	79	19.75
2437MHz	82	20.5
2442MHz	74	18.5
2447MHz	68	17
2452MHz	64	16
2457MHz	57	14.25
2462MHz	50	12.5
802.11ax HEW40_Nss1,(MCS0)_4TX	-	-
2422MHz	57	14.25
2427MHz	60	15

Mode	PowerSetting	PowerSetting (dBm)
2432MHz	61	15.25
2437MHz	63	15.75
2442MHz	61	15.25
2447MHz	57	14.25
2452MHz	55	13.75
802.11ax HEW20-BF_Nss1,(MCS0)_4TX	-	-
2412MHz	40	10
2417MHz	47	11.75
2422MHz	55	13.75
2427MHz	57	14.25
2437MHz	57	14.25
2442MHz	57	14.25
2447MHz	54	13.5
2452MHz	53	13.25
2457MHz	48	12
2462MHz	42	10.5
802.11ax HEW40-BF_Nss1,(MCS0)_4TX	-	-
2422MHz	40	10
2427MHz	46	11.5
2432MHz	49	12.25
2437MHz	49	12.25
2442MHz	48	12
2447MHz	46	11.5
2452MHz	42	10.5

For 4T4S Mode:
For Conducted measurement and Band Edge Emission test:

Mode	PowerSetting	PowerSetting (dBm)
802.11ax HEW20_Nss4,(MCS0)_4TX	-	-
2412MHz	64	16
2417MHz	68	17
2422MHz	72	18
2427MHz	76	19
2432MHz	78	19.5
2437MHz	81	20.25
2442MHz	78	19.5
2447MHz	76	19
2452MHz	70	17.5
2457MHz	65	16.25
2462MHz	61	15.25
802.11ax HEW40_Nss4,(MCS0)_4TX	-	-
2422MHz	51	12.75
2427MHz	54	13.5
2432MHz	59	14.75
2437MHz	60	15
2442MHz	58	14.5
2447MHz	52	13
2452MHz	51	12.75

2.2 The Worst Case Measurement Configuration

The Worst Case Mode for Following Conformance Tests	
Tests Item	AC power-line conducted emissions
Condition	AC power-line conducted measurement for line and neutral
Operating Mode	Unintentional - Normal Link
1	EUT (WLAN + Bluetooth) with Adapter
2	EUT (WLAN + Thread) with Adapter
Mode 2 has been evaluated to be the worst case between Mode 1~2, thus measurement for Mode 3 will follow this same test mode.	
3	EUT (WLAN + Thread) with PoE
For operating mode 2 is the worst case and it was record in this test report.	

The Worst Case Mode for Following Conformance Tests	
Tests Item	DTS Bandwidth Maximum Conducted Output Power Power Spectral Density Emissions in Non-restricted Frequency Bands
Test Condition	Conducted measurement at transmit chains
Test Mode	Refer to note 1

The Worst Case Mode for Following Conformance Tests	
Tests Item	Emissions in Restricted Frequency Bands
Test Condition	Radiated measurement If EUT consist of multiple antenna assembly (multiple antenna are used in EUT regardless of spatial multiplexing MIMO configuration), the radiated test should be performed with highest antenna gain of each antenna type.
Operating Mode < 1GHz	Unintentional - Normal Link
1	EUT in Z axis (WLAN + Bluetooth) with Adapter
2	EUT in Y axis (WLAN + Bluetooth) with Adapter
Mode 1 has been evaluated to be the worst case between Mode 1~2, thus measurement for Mode 3 will follow this same test mode.	
3	EUT in Z axis (WLAN + Bluetooth) with PoE
Mode 3 has been evaluated to be the worst case among Mode 1~3, thus measurement for Mode 4 will follow this same test mode.	
4	EUT in Z axis (WLAN + Thread) with PoE
For operating mode 3 is the worst case and it was record in this test report.	
Operating Mode < 1GHz	Intentional - CTX
For Radiated Emission: **For Bluetooth and Thread:** The EUT was performed at Y axis and Z axis position for Emissions in Restricted Frequency Bands Intentional above 1GHz test, and the worst case was found at Y axis. So the measurement will follow this same test configuration. **For WLAN 2.4G and 5GHz:** 1T1S Mode: The EUT was performed at Y axis and Z axis position for Emissions in Restricted Frequency Bands Intentional above 1GHz test, and the worst case was found at Y axis. So the measurement will follow this same test configuration. 2T2S, 4T1S, 4T4S Mode: The EUT was performed at Y axis and Z axis position for Emissions in Restricted Frequency Bands Intentional above 1GHz test, and the worst case was found at Z axis. So the measurement will follow this same test configuration.	
1	EUT in Y axis (WLAN 2.4GHz / 1T1S) with Adapter
2	EUT in Z axis (WLAN 2.4GHz / 2T2S) with Adapter
3	EUT in Z axis (WLAN 2.4GHz / 4T1S) with Adapter
4	EUT in Z axis (WLAN 2.4GHz / 4T4S) with Adapter
5	EUT in Y axis (Bluetooth / 1T1S) with Adapter
6	EUT in Y axis (Thread / 1T1S) with Adapter
7	EUT in Y axis (WLAN 5GHz / 1T1S) with Adapter
8	EUT in Z axis (WLAN 5GHz / 2T2S) with Adapter
9	EUT in Z axis (WLAN 5GHz / 4T1S) with Adapter
10	EUT in Z axis (WLAN 5GHz / 4T4S) with Adapter
11	EUT in Y axis (WLAN 2.4GHz / 1T1S) with PoE

12	EUT in Z axis (WLAN 2.4GHz / 2T2S) with PoE
13	EUT in Z axis (WLAN 2.4GHz / 4T1S) with PoE
14	EUT in Z axis (WLAN 2.4GHz / 4T4S) with PoE
15	EUT in Y axis (Bluetooth / 1T1S) with PoE
16	EUT in Y axis (Thread / 1T1S) with PoE
17	EUT in Y axis (WLAN 5GHz / 1T1S) with PoE
18	EUT in Z axis (WLAN 5GHz / 2T2S) with PoE
19	EUT in Z axis (WLAN 5GHz / 4T1S) with PoE
20	EUT in Z axis (WLAN 5GHz / 4T4S) with PoE
For operating mode 8 is the worst case and it was record in this test report.	
Operating Mode > 1GHz 1GHz~5th Harmonic	Unintentional - Normal Link
Mode 3 generated the worst test result for Emissions in Restricted Frequency Unintentional below 1GHz test, thus the measurement for Emissions in Restricted Frequency Unintentional 1GHz~5th Harmonic test will follow this same test configuration.	
1	EUT in Z axis (WLAN + Bluetooth) with PoE
Operating Mode > 1GHz 1GHz~10th Harmonic	Intentional - CTX
For Radiated Emission 4T1S Mode: The EUT was performed at Y axis and Z axis and the worst case was found at Z axis. So the measurement will follow this same test configuration. **For Band Edge Emission** 1T1S Mode: The EUT was performed at Y axis and Z axis position and the worst case was found at Y axis. So the measurement will follow this same test configuration. 2T2S, 4T1S, 4T4S Mode: The EUT was performed at Y axis and Z axis and the worst case was found at Z axis. So the measurement will follow this same test configuration.	
1	Refer to note 1

Note:

1. Test Mode:

Test Mode											
Test Item	802.11b		802.11g		802.11ax HEW20/40						
	1T1S	4T1S	1T1S	4T1S	CDD 1T1S	SDM 2T2S	CDD 4T1S	SDM 4T4S	TxBF 2T2S	TxBF 4T1S	TxBF 4T4S
Maximum Conducted Output Power	V	V	V	V	V	V	V	V	-	V	-
DTS Bandwidth	V	V	V	V	V	V	V	V	-	V	-
Power Spectral Density	V	V	V	V	V	V	V	V	-	V	-
Emissions in Non-restricted Frequency Bands	V	V	V	V	V	V	V	V	-	V	-
Radiated Emission	Cover by CDD 4T1S Max setting	V	Cover by CDD 4T1S Max setting	V	Cover by CDD 4T1S Max setting	Cover by CDD 4T1S Max setting	Max setting	Cover by CDD 4T1S Max setting	-	Cover by CDD 4T1S Max setting	-
Band Edge Emission	V	V	V	V	V	V	V	V	-	V	-

2.802.11ax modulation and bandwidth are similar for 802.11n mode for 20MHz / 40MHz, therefore investigated worst case to representative mode in test report.

3. The PoE is for measurement only, would not be marketed.
PoE information as below:

Power	Brand	Model
PoE	Microsemi	PD-9001GR/AT/AC

2.3 EUT Operation during Test

For CTX Mode:

non-beamforming mode:

The EUT was programmed to be in continuously transmitting mode.

beamforming mode:

For Conducted Mode:

The EUT was programmed to be in continuously transmitting mode.

For Radiated Mode:

During the test, the following programs under WIN 7 were executed.
The program was executed as follows:

1. During the test, the EUT operation to normal function.
2. Executed command fixed test channel under Telnet and LanTest.
3. Executed " Telnet and LanTest " to link with the remote workstation to transmit and receive packet by WLAN AP and transmit duty cycle no less than 98%.

For Normal Link:

During the test, the EUT operation to normal function.

2.4 Accessories

Accessories				
No.	**Equipment Name**	**Brand Name**	**Model Name**	**Rating**
1	Adapter	POWERTRON	PA1045-120HIB300	Input: 100-240Vac ~ 50-60Hz, 1.0A Output: 12Vdc, 3.0A, 36W Max
Others				
Plug*6 (US*1, EU*1, UK*1, AU*1, China*1, BZ*1) Bracket*1				

2.5 Support Equipment

For Test Site No: CO01-CB

Support Equipment				
No.	**Equipment**	**Brand Name**	**Model Name**	**FCC ID**
A	Flash disk3.0	Transcend	JetFlash-700	N/A
B	GE1 PC	DELL	T3400	N/A
C	GE2 Notebook	DELL	E6430	N/A
D	2.4G Notebook	DELL	E6430	N/A
E	5G Notebook	DELL	E6430	N/A
F	Device	Extreme Networks	AP-510i	QXO-AP510I
G	Device Notebook	DELL	E6430	N/A

For Test Site No: 03CH01-CB / Unintentional - Normal Link (below 1GHz & above 1GHz)

Support Equipment				
No.	**Equipment**	**Brand Name**	**Model Name**	**FCC ID**
A	PC	DELL	OPTIPLEX 3010	N/A
B	Notebook	DELL	E4300	N/A
C	Notebook	DELL	E4300	N/A
D	Notebook	DELL	E4300	N/A
E	RX Device	Extreme Networks	AP-510i	QXO-AP510I
F	Notebook	DELL	E4300	N/A
G	Flash disk3.0	Transcend	JetFlash-700	N/A
H	PoE	Microsemi	PD-9001GR/AT/AC	N/A

For Test Site No: 03CH01-CB / Intentional - CTX (below 1GHz)

Support Equipment				
No.	**Equipment**	**Brand Name**	**Model Name**	**FCC ID**
A	Notebook	DELL	E4300	N/A
B	Flash disk3.0	Transcend	JetFlash-700	N/A

For Test Site No: 03CH01-CB / Intentional - CTX (above 1GHz) and TH01-CB
For Non-Beamforming Mode:

Support Equipment				
No.	**Equipment**	**Brand Name**	**Model Name**	**FCC ID**
A	Notebook	DELL	E4300	N/A

For Test Site No: 03CH01-CB / Intentional - CTX (above 1GHz)
For Beamforming Mode:

Support Equipment				
No.	**Equipment**	**Brand Name**	**Model Name**	**FCC ID**
A	Notebook	DELL	E4300	N/A
B	WLAN AP	Extreme Networks	AP505i	QXO-AP505I
D	Notebook	DELL	E4300	N/A

2.6 Test Setup Diagram

Test Setup Diagram – AC Line Conducted Emission Test

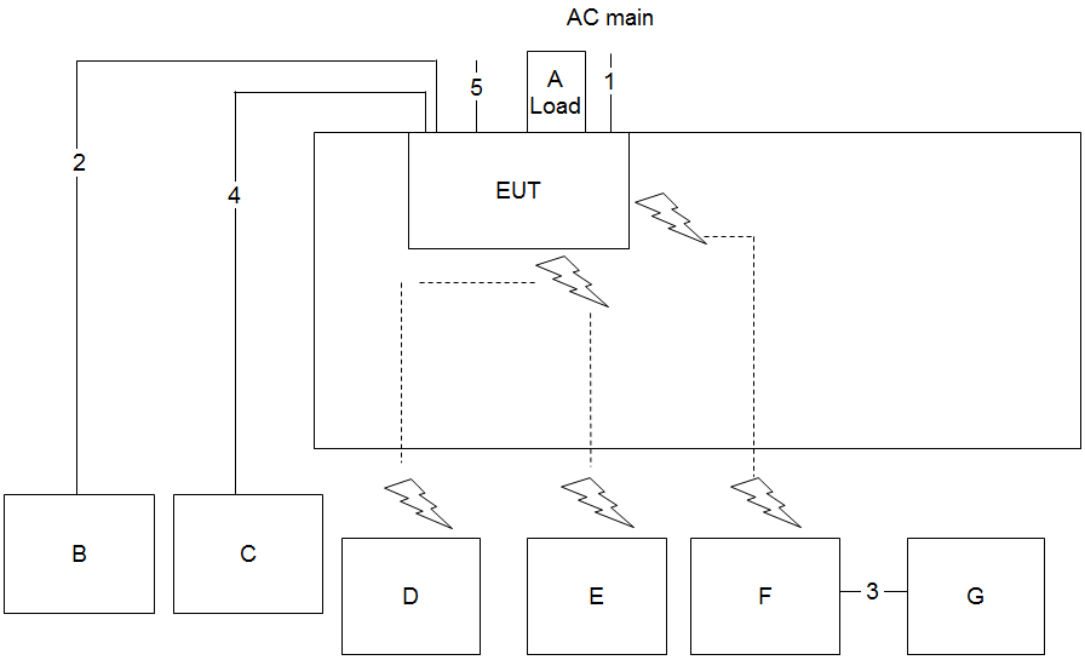

Item	Connection	Shielded	Length
1	Power cable	No	1.5m
2	RJ-45 cable	No	10m
3	RJ-45 cable	No	3m
4	RJ-45 cable	No	10m
5	Console cable	No	1.8m

Test Setup Diagram - Radiated Test / Unintentional - Normal Link (below 1GHz & above 1GHz)

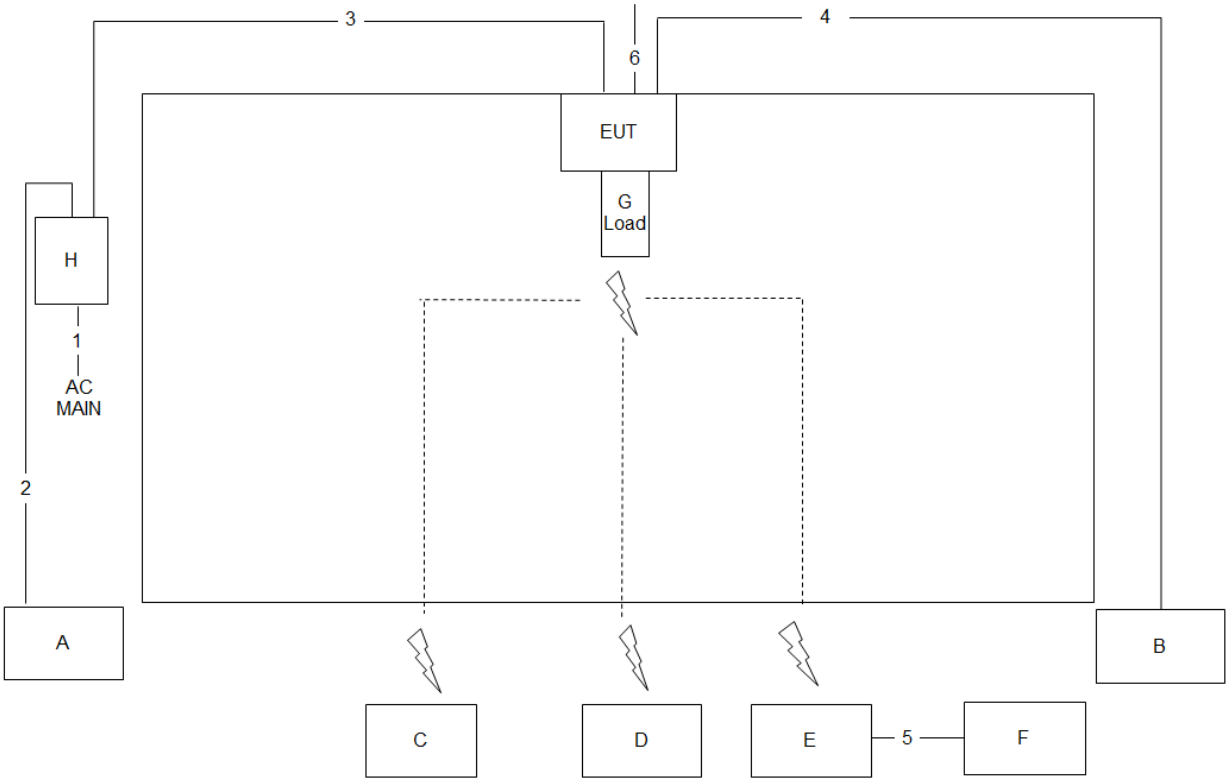

Item	Connection	Shielded	Length
1	Power cable	No	1.5m
2	RJ-45 cable	No	1.5m
3	RJ-45 cable	No	10m
4	RJ-45 cable	No	10m
5	RJ-45 cable	No	1.5m
6	Console cable	No	1.5m

Test Setup Diagram - Radiated Test / Intentional - CTX (below 1GHz)

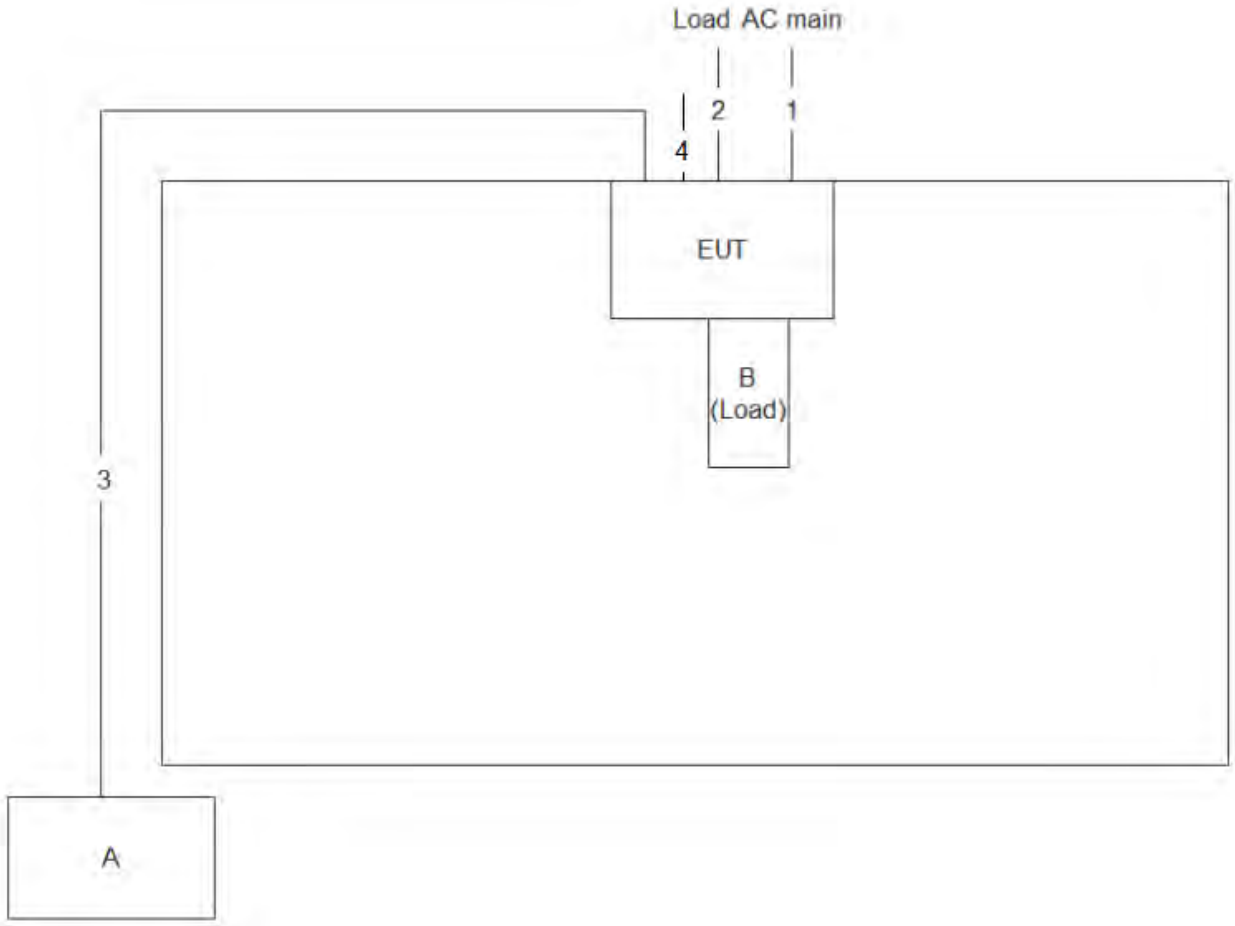

Item	Connection	Shielded	Length
1	Power cable	No	1.5m
2	RJ-45 cable	No	1.5m
3	RJ-45 cable	No	10m
4	Console cable	No	1.5m

Test Setup Diagram - Radiated Test / Intentional - CTX (above 1GHz), Non-Beamforming Mode

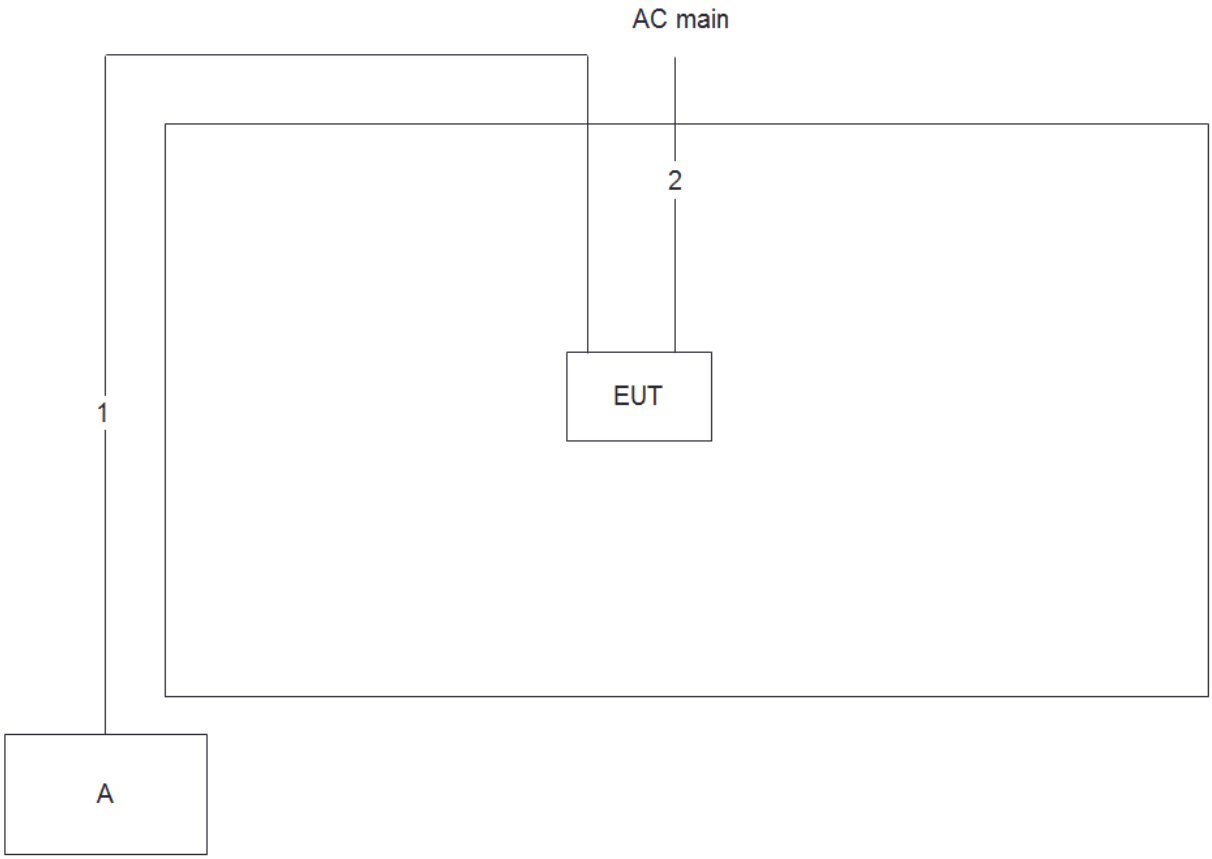

Item	Connection	Shielded	Length
1	RJ-45 cable	No	10m
2	Power cable	No	1.5m

Test Setup Diagram - Radiated Test / Intentional - CTX (above 1GHz), Beamforming Mode

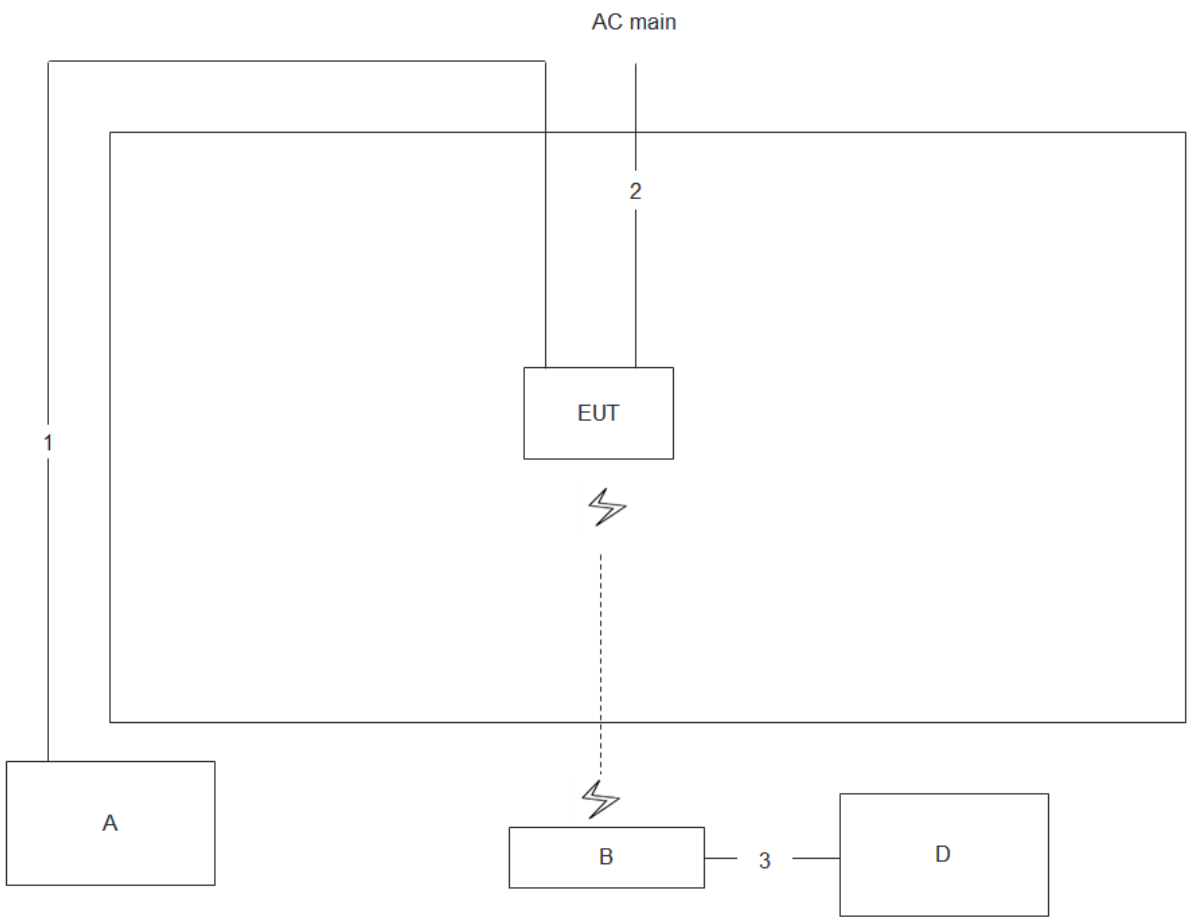

Item	Connection	Shielded	Length
1	RJ-45 cable	No	10m
2	Power cable	No	1.5m
3	RJ-45 cable	No	1.5m

3 Transmitter Test Result

3.1 AC Power-line Conducted Emissions

3.1.1 AC Power-line Conducted Emissions Limit

AC Power-line Conducted Emissions Limit		
Frequency Emission (MHz)	**Quasi-Peak**	**Average**
0.15-0.5	66 - 56 *	56 - 46 *
0.5-5	56	46
5-30	60	50
Note 1: * Decreases with the logarithm of the frequency.		

3.1.2 Measuring Instruments

Refer a test equipment and calibration data table in this test report.

3.1.3 Test Procedures

Test Method
☒ Refer as ANSI C63.10-2013, clause 6.2 for AC power-line conducted emissions.

3.1.4 Test Setup

AC Power-line Conducted Emissions

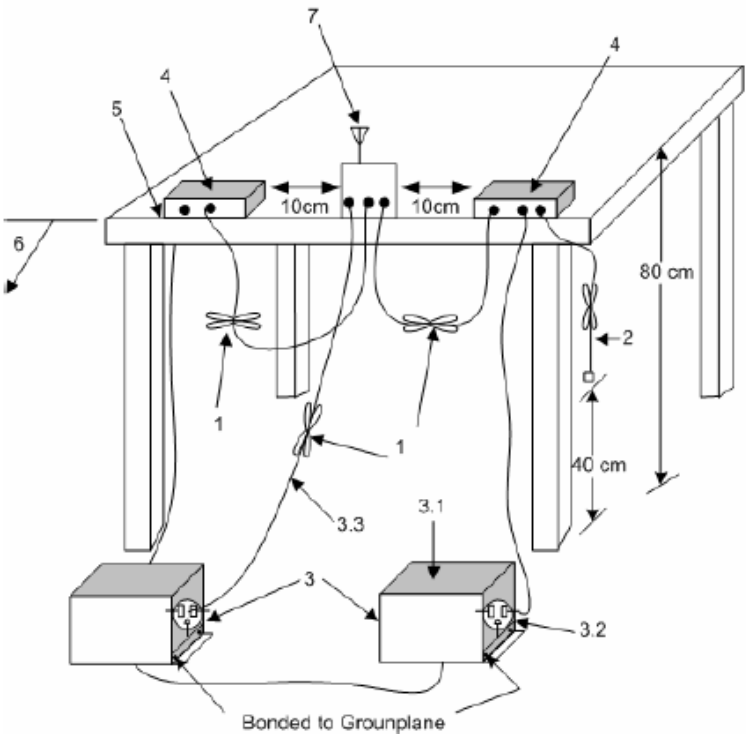

1—Interconnecting cables that hang closer than 40 cm to the ground plane shall be folded back and forth in the center forming a bundle 30 cm to 40 cm long.
2—The I/O cables that are not connected to an accessory shall be bundled in the center. The end of the cable may be terminated, if required, using the correct terminating impedance. The overall length shall not exceed 1 m.
3—EUT connected to one LISN. Unused LISN measuring port connectors shall be terminated in 50 Ω loads. LISN may be placed on top of, or immediately beneath, reference ground plane.
3.1—All other equipment powered from additional LISN(s).
3.2—A multiple-outlet strip may be used for multiple power cords of non-EUT equipment.
3.3—LISN at least 80 cm from nearest part of EUT chassis.
4—Non-EUT components of EUT system being tested.
5—Rear of EUT, including peripherals, shall all be aligned and flush with edge of tabletop.
6—Edge of tabletop shall be 40 cm removed from a vertical conducting plane that is bonded to the ground plane.
7—Antenna can be integral or detachable. If detachable, then the antenna shall be attached for this test.

3.1.5 Test Result of AC Power-line Conducted Emissions

Refer as Appendix A

3.2 DTS Bandwidth

3.2.1 6dB Bandwidth Limit

6dB Bandwidth Limit
Systems using digital modulation techniques:
▪ 6 dB bandwidth ≥ 500 kHz.

3.2.2 Measuring Instruments

Refer a test equipment and calibration data table in this test report.

3.2.3 Test Procedures

Test Method	
▪ For the emission bandwidth shall be measured using one of the options below:	
	☒ Refer as FCC KDB 558074, clause 8.2 & C63.10 clause 11.8.1 Option 1 for 6 dB bandwidth measurement.
	☐ Refer as FCC KDB 558074, clause 8.2 & C63.10 clause 11.8.2 Option 2 for 6 dB bandwidth measurement.
	☐ Refer as ANSI C63.10, clause 6.9.1 for occupied bandwidth testing.

3.2.4 Test Setup

Emission Bandwidth
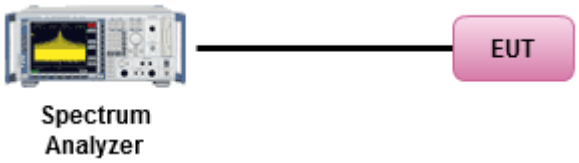

3.2.5 Test Result of Emission Bandwidth

Refer as Appendix B

3.3 Maximum Conducted Output Power

3.3.1 Maximum Conducted Output Power Limit

Maximum Conducted Output Power Limit		
	▪ If $G_{TX} \leq 6$ dBi, then $P_{Out} \leq 30$ dBm (1 W)	
	▪ Point-to-multipoint systems (P2M): If $G_{TX} > 6$ dBi, then $P_{Out} = 30 – (G_{TX} – 6)$ dBm	
	▪ Point-to-point systems (P2P): If $G_{TX} > 6$ dBi, then $P_{Out} = 30 – (G_{TX} – 6)/3$ dBm	
	▪ Smart antenna system (SAS):	
		- Single beam: If $G_{TX} > 6$ dBi, then $P_{Out} = 30 – (G_{TX} – 6)/3$ dBm
		- Overlap beam: If $G_{TX} > 6$ dBi, then $P_{Out} = 30 – (G_{TX} – 6)/3$ dBm
		- Aggregate power on all beams: If $G_{TX} > 6$ dBi, then $P_{Out} = 30 – (G_{TX} – 6)/3 + 8$dB dBm
P_{Out} = maximum peak conducted output power or maximum conducted output power in dBm, **G_{TX}** = the maximum transmitting antenna directional gain in dBi.		

3.3.2 Measuring Instruments

Refer a test equipment and calibration data table in this test report.

3.3.3 Test Procedures

Test Method	
▪ Maximum Peak Conducted Output Power	
	☐ Refer as FCC KDB 558074, clause 8.3.1.1 & C63.10 clause 11.9.1.1 (RBW ≥ EBW method).
	☐ Refer as FCC KDB 558074, clause 8.3.1.3 & C63.10 clause 11.9.1.3 (peak power meter).
▪ Maximum Conducted Output Power	
	[duty cycle ≥ 98% or external video / power trigger]
	☐ Refer as FCC KDB 558074, clause 8.3.2.2 & C63.10 clause 11.9.2.2.2 Method AVGSA-1.
	☐ Refer as FCC KDB 558074, clause 8.3.2.2 & C63.10 clause 11.9.2.2.3 Method AVGSA-1A. (alternative)
	duty cycle < 98% and average over on/off periods with duty factor
	☐ Refer as FCC KDB 558074, clause 8.3.2.2 & C63.10 clause 11.9.2.2.4 Method AVGSA-2.
	☐ Refer as FCC KDB 558074, clause 8.3.2.2 & C63.10 clause 11.9.2.2.5 Method AVGSA-2A (alternative)
	☐ Refer as FCC KDB 558074, clause 8.3.2.2 & C63.10 clause 11.9.2.2.6 Method AVGSA-3
	☐ Refer as FCC KDB 558074, clause 8.3.2.2 & C63.10 clause 11.9.2.2.7 Method AVGSA-3A (alternative)
	Measurement using a power meter (PM)
	☒ Refer as FCC KDB 558074, clause 8.3.2.3 & C63.10 clause 11.9.2.3.1 Method AVGPM (using an RF average power meter).
	☐ Refer as FCC KDB 558074, clause 8.3.2.3 & C63.10 clause 11.9.2.3.2 Method AVGPM-G (using an gate RF average power meter).
▪ For conducted measurement.	
	▪ If the EUT supports multiple transmit chains using options given below: Refer as FCC KDB 662911, In-band power measurements. Using the measure-and-sum approach, measured all transmit ports individually. Sum the power (in linear power units e.g., mW) of all ports for each individual sample and save them.
	▪ If multiple transmit chains, EIRP calculation could be following as methods: $P_{total} = P_1 + P_2 + \ldots + P_n$ (calculated in linear unit [mW] and transfer to log unit [dBm]) $EIRP_{total} = P_{total} + DG$

3.3.4 Test Setup

Maximum Conducted Output Power (Power Meter)

3.3.5 Test Result of Maximum Conducted Output Power

Refer as Appendix C

3.4 Power Spectral Density

3.4.1 Power Spectral Density Limit

Power Spectral Density Limit
▪ Power Spectral Density (PSD) ≤ 8 dBm/3kHz

3.4.2 Measuring Instruments

Refer a test equipment and calibration data table in this test report.

3.4.3 Test Procedures

Test Method		
▪ Peak power spectral density procedures that the same method as used to determine the conducted output power. If maximum peak conducted output power was measured to demonstrate compliance to the output power limit, then the peak PSD procedure below (Method PKPSD) shall be used. If maximum conducted output power was measured to demonstrate compliance to the output power limit, then one of the average PSD procedures shall be used, as applicable based on the following criteria (the peak PSD procedure is also an acceptable option).		
	☒ Refer as FCC KDB 558074, clause 8.4 & C63.10 clause 11.10.2 Method PKPSD.	
	[duty cycle ≥ 98% or external video / power trigger]	
	☐ Refer as FCC KDB 558074, clause 8.4 & C63.10 clause 11.10.3 Method AVGPSD-1.	
	☐ Refer as FCC KDB 558074, clause 8.4 & C63.10 clause 11.10.5 Method AVGPSD-2.	
	☐ Refer as FCC KDB 558074, clause 8.4 & C63.10 clause 11.10.7 Method AVGPSD-3.	
	duty cycle < 98% and average over on/off periods with duty factor	
	☐ Refer as FCC KDB 558074, clause 8.4 & C63.10 clause 11.10.4 Method AVGPSD-1A. (alternative).	
	☐ Refer as FCC KDB 558074, clause 8.4 & C63.10 clause 11.10.6 Method AVGPSD-2A. (alternative)	
	☐ Refer as FCC KDB 558074, clause 8.4 & C63.10 clause 11.10.8 Method AVGPSD-3A. (alternative)	
▪ For conducted measurement.		
	▪ If The EUT supports multiple transmit chains using options given below:	
		☒ Option 1: Measure and sum the spectra across the outputs. Refer as FCC KDB 662911, In-band power spectral density (PSD). Sample all transmit ports simultaneously using a spectrum analyzer for each transmit port. Where the trace bin-by-bin of each transmit port summing can be performed. (i.e., in the first spectral bin of output 1 is summed with that in the first spectral bin of output 2 and that from the first spectral bin of output 3, and so on up to the NTX output to obtain the value for the first frequency bin of the summed spectrum.). Add up the amplitude (power) values for the different transmit chains and use this as the new data trace.
		☐ Option 2: Measure and sum spectral maxima across the outputs. With this technique, spectra are measured at each output of the device at the required resolution bandwidth. The maximum value (peak) of each spectrum is determined. These maximum values are then summed mathematically in linear power units across the outputs. These operations shall be performed separately over frequency spans that have different out-of-band or spurious emission limits,

		☐ Option 3: Measure and add 10 log(N) dB, where N is the number of transmit chains. Refer as FCC KDB 662911, In-band power spectral density (PSD). Performed at each transmit chains and each transmit chains shall be compared with the limit have been reduced with 10 log(N). Or each transmit chains shall be add 10 log(N) to compared with the limit.

3.4.4 Test Setup

Power Spectral Density



3.4.5 Test Result of Power Spectral Density

Refer as Appendix D

3.5 Emissions in Non-restricted Frequency Bands

3.5.1 Emissions in Non-restricted Frequency Bands Limit

Un-restricted Band Emissions Limit	
RF output power procedure	**Limit (dB)**
Peak output power procedure	20
Average output power procedure	30

Note 1: If the peak output power procedure is used to measure the fundamental emission power to demonstrate compliance to requirements, then the peak conducted output power measured within any 100 kHz outside the authorized frequency band shall be attenuated by at least 20 dB relative to the maximum measured in-band peak PSD level.

Note 2: If the average output power procedure is used to measure the fundamental emission power to demonstrate compliance to requirements, then the power in any 100 kHz outside of the authorized frequency band shall be attenuated by at least 30 dB relative to the maximum measured in-band average PSD level.

3.5.2 Measuring Instruments

Refer a test equipment and calibration data table in this test report.

3.5.3 Test Procedures

Test Method
▪ Refer as FCC KDB 558074, clause 8.5 for unwanted emissions into non-restricted bands.

3.5.4 Test Setup

Emissions in Non-restricted Frequency Bands



3.5.5 Test Result of Emissions in Non-restricted Frequency Bands

Refer as Appendix E

3.6 Emissions in Restricted Frequency Bands

3.6.1 Emissions in Restricted Frequency Bands Limit

Restricted Band Emissions Limit			
Frequency Range (MHz)	**Field Strength (uV/m)**	**Field Strength (dBuV/m)**	**Measure Distance (m)**
0.009~0.490	2400/F(kHz)	48.5 - 13.8	300
0.490~1.705	24000/F(kHz)	33.8 - 23	30
1.705~30.0	30	29	30
30~88	100	40	3
88~216	150	43.5	3
216~960	200	46	3
Above 960	500	54	3

Note 1: Test distance for frequencies at or above 30 MHz, measurements may be performed at a distance other than the limit distance provided they are not performed in the near field and the emissions to be measured can be detected by the measurement equipment. When performing measurements at a distance other than that specified, the results shall be extrapolated to the specified distance using an extrapolation factor of 20 dB/decade (inverse of linear distance for field-strength measurements, inverse of linear distance-squared for power-density measurements).

Note 2: Test distance for frequencies at below 30 MHz, measurements may be performed at a distance closer than the EUT limit distance; however, an attempt should be made to avoid making measurements in the near field. When performing measurements below 30 MHz at a closer distance than the limit distance, the results shall be extrapolated to the specified distance by either making measurements at a minimum of two or more distances on at least one radial to determine the proper extrapolation factor or by using the square of an inverse linear distance extrapolation factor (40 dB/decade). The test report shall specify the extrapolation method used to determine compliance of the EUT.

Note 3: Using the distance of 1m during the test for above 18 GHz, and the test value to correct for the distance factor at 3m.

3.6.2 Measuring Instruments

Refer a test equipment and calibration data table in this test report.

3.6.3 Test Procedures

Test Method			
▪ The average emission levels shall be measured in [duty cycle ≥ 98 or duty factor].			
▪ Refer as ANSI C63.10, clause 6.10.3 band-edge testing shall be performed at the lowest frequency channel and highest frequency channel within the allowed operating band.			
▪ For the transmitter unwanted emissions shall be measured using following options below:			
	▪ Refer as FCC KDB 558074, clause 8.6 for unwanted emissions into restricted bands.		
		☐	Refer as FCC KDB 558074, clause 8.6 & C63.10 clause 11.12.2.5.1(trace averaging for duty cycle ≥98%).
		☐	Refer as FCC KDB 558074, clause 8.6 & C63.10 clause 11.12.2.5.2(trace averaging + duty factor).
		☒	Refer as FCC KDB 558074, clause 8.6 & C63.10 clause 11.12.2.5.3(Reduced VBW≥1/T).
		☐	Refer as ANSI C63.10, clause 11.12.2.5.3 (Reduced VBW). VBW ≥ 1/T, where T is pulse time.
		☐	Refer as ANSI C63.10, clause 7.5 average value of pulsed emissions.
		☒	Refer as FCC KDB 558074, clause 8.6 & C63.10 clause 11.12.2.4 measurement procedure peak limit.
▪ For the transmitter band-edge emissions shall be measured using following options below:			
	▪ Refer as FCC KDB 558074 clause 8.7 & C63.10 clause 11.13.1, When the performing peak or average radiated measurements, emissions within 2 MHz of the authorized band edge may be measured using the marker-delta method described below.		
	▪ Refer as FCC KDB 558074, clause 8.7 (ANSI C63.10, clause 6.10.6) for marker-delta method for band-edge measurements.		
	▪ Refer as FCC KDB 558074, clause 8.7 for narrower resolution bandwidth (100kHz) using the band power and summing the spectral levels (i.e., 1 MHz).		
	▪ For conducted unwanted emissions into restricted bands (absolute emission limits). Devices with multiple transmit chains using options given below: (1) Measure and sum the spectra across the outputs or (2) Measure and add 10 log(N) dB		
	▪ For FCC KDB 662911 The methodology described here may overestimate array gain, thereby resulting in apparent failures to satisfy the out-of-band limits even if the device is actually compliant. In such cases, compliance may be demonstrated by performing radiated tests around the frequencies at which the apparent failures occurred.		

3.6.4 Test Setup

For Unintentional - Normal Link and Intentional - CTX (below 1GHz)

Emissions in Restricted Frequency Bands

9kHz ~30MHz

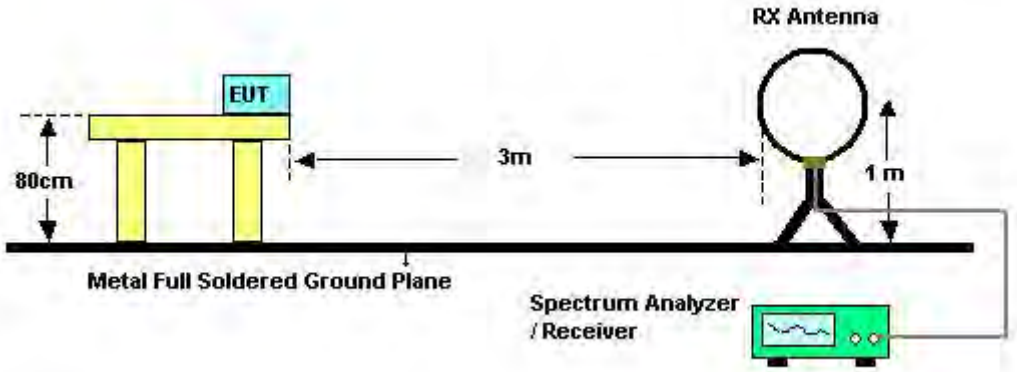

30MHz~1GHz

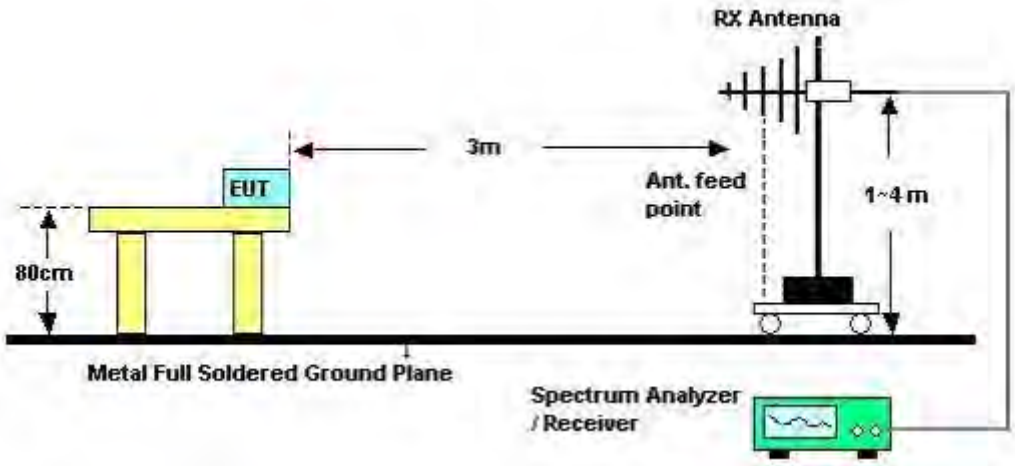

For Unintentional - Normal Link (above 1GHz)

Emissions in Restricted Frequency Bands
1,000~18,000 MHz
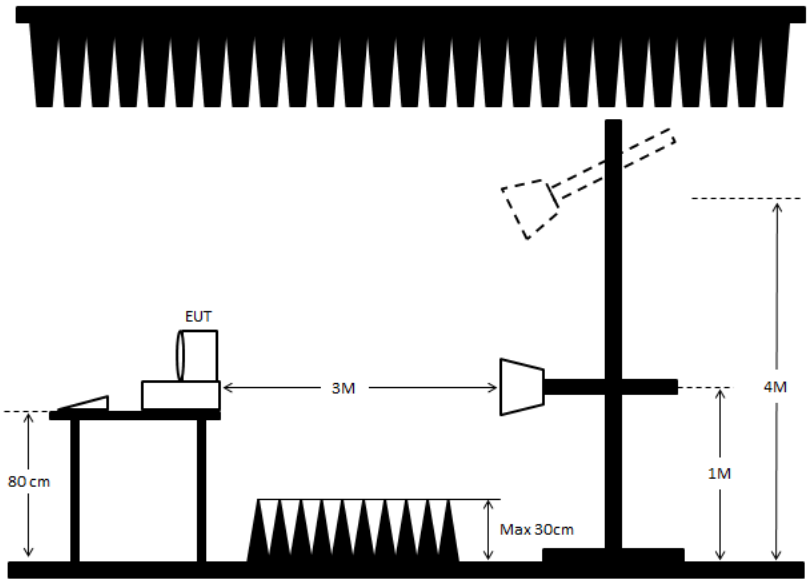
18,000~30,000 MHz
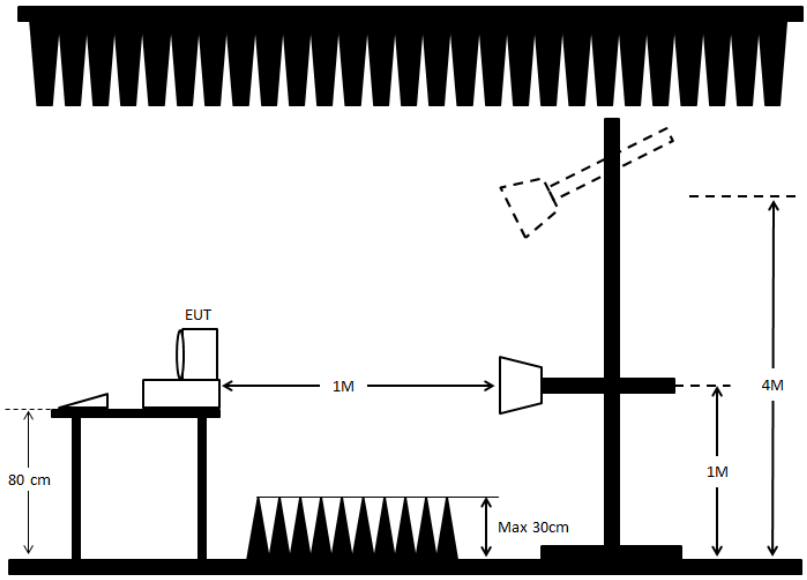

For Intentional - CTX (above 1GHz)

Above 1GHz

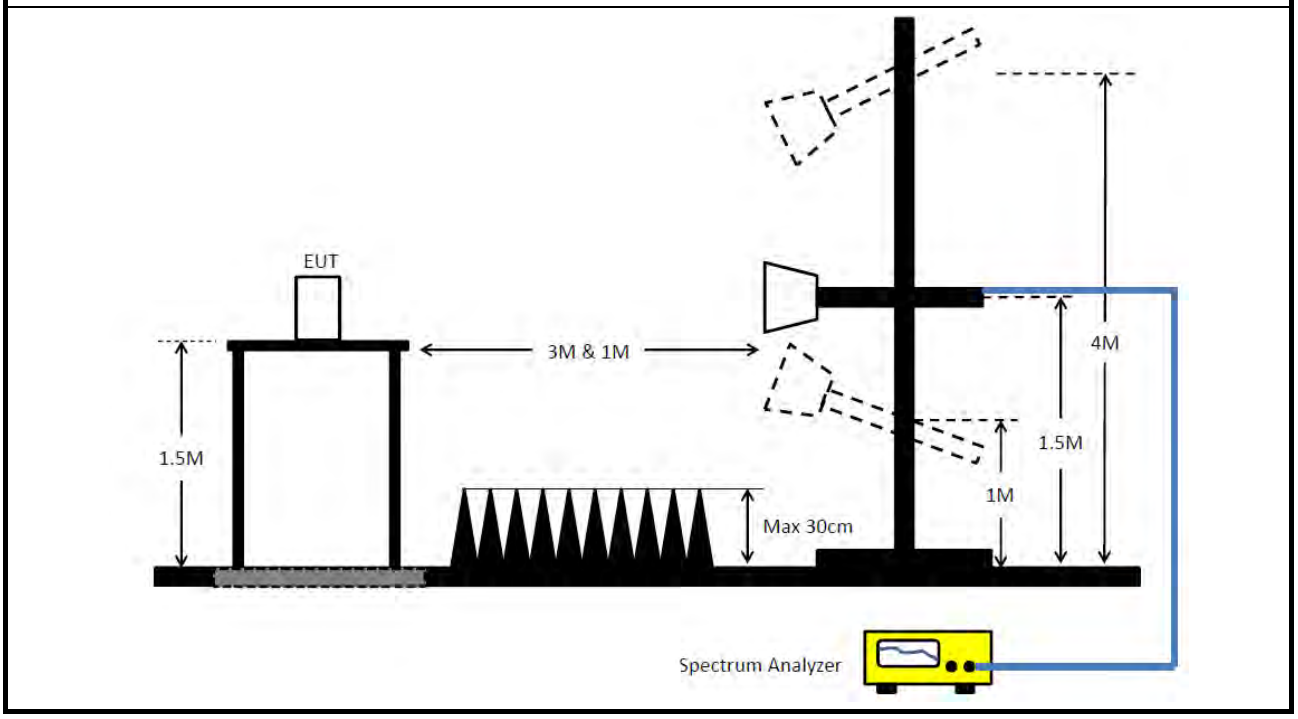

3.6.5 Emissions in Restricted Frequency Bands (Below 30MHz)

All amplitude of spurious emissions that are attenuated by more than 20 dB below the permissible value has no need to be reported.
The radiated emissions were investigated from 9 kHz or the lowest frequency generated within the device, up to the 10 harmonic or 40 GHz, whichever is appropriate.

3.6.6 Test Result of Emissions in Restricted Frequency Bands

Refer as Appendix F

4 Test Equipment and Calibration Data

Instrument	Manufacturer	Model No.	Serial No.	Characteristics	Calibration Date	Calibration Due Date	Remark
EMI Receiver	Agilent	N9038A	My52260123	9kHz ~ 8.45GHz	Jan. 31, 2018	Jan. 30, 2019	Conduction (CO01-CB)
LISN	F.C.C.	FCC-LISN-50-16-2	04083	150kHz ~ 100MHz	Dec. 20, 2017	Dec. 19, 2018	Conduction (CO01-CB)
LISN	Schwarzbeck	NSLK 8127	8127647	9kHz ~ 30MHz	Dec. 29, 2017	Dec. 28, 2018	Conduction (CO01-CB)
COND Cable	Woken	Cable	Low cable-CO01	150kHz ~ 30MHz	May 22, 2018	May 21, 2019	Conduction (CO01-CB)
Software	Audix	E3	6.120210n	-	N.C.R.	N.C.R.	Conduction (CO01-CB)
BILOG ANTENNA with 6dB Attenuator	TESEQ & EMCI	CBL6112D & N-6-06	37880 & AT-N0609	20MHz ~ 2GHz	Aug. 27, 2018	Aug. 26, 2019	Radiation (03CH01-CB)
Loop Antenna	Teseq	HLA 6120	24155	9kHz - 30 MHz	Mar. 16, 2018	Mar. 15, 2019	Radiation (03CH01-CB)
Horn Antenna	EMCO	3115	00075790	750MHz ~ 18GHz	Nov. 20, 2017	Nov. 19, 2018	Radiation (03CH01-CB)
Horn Antenna	EMCO	3115	00075790	750MHz ~ 18GHz	Nov. 13, 2018	Nov. 12, 2019	Radiation (03CH01-CB)
Horn Antenna	Schwarzbeck	BBHA 9170	BBHA9170252	15GHz ~ 40GHz	Jun. 28, 2018	Jun. 27, 2019	Radiation (03CH01-CB)
Pre-Amplifier	EMCI	EMC330N	980332	20MHz ~ 3GHz	May 02, 2018	May 01, 2019	Radiation (03CH01-CB)
Pre-Amplifier	Agilent	8449B	3008A02310	1GHz ~ 26.5GHz	Jan. 09, 2018	Jan. 08, 2019	Radiation (03CH01-CB)
Pre-Amplifier	MITEQ	TTA1840-35-HG	1864479	18GHz ~ 40GHz	Jul. 04, 2018	Jul. 03, 2019	Radiation (03CH01-CB)
Spectrum Analyzer	R&S	FSP40	100080	9kHz~40GHz	Oct. 03, 2018	Oct. 02, 2019	Radiation (03CH01-CB)
EMI Test Receiver	R&S	ESCS	100359	9kHz ~ 2.75GHz	Jul. 03, 2018	Jul. 02, 2019	Radiation (03CH01-CB)
RF Cable-low	Woken	Low Cable-16+17	N/A	30 MHz ~ 1 GHz	Oct. 08, 2018	Oct. 07, 2019	Radiation (03CH01-CB)
RF Cable-high	Woken	High Cable-16	N/A	1 GHz ~ 18 GHz	Oct. 08, 2018	Oct. 07, 2019	Radiation (03CH01-CB)
RF Cable-high	Woken	High Cable-16+17	N/A	1 GHz ~ 18 GHz	Oct. 08, 2018	Oct. 07, 2019	Radiation (03CH01-CB)
RF Cable-high	Woken	High Cable-40G#1	N/A	18GHz ~ 40 GHz	Jul. 27, 2018	Jul. 26, 2019	Radiation (03CH01-CB)
RF Cable-high	Woken	High Cable-40G#2	N/A	18GHz ~ 40 GHz	Jul. 27, 2018	Jul. 26, 2019	Radiation (03CH01-CB)
Spectrum analyzer	R&S	FSV40	100979	9kHz~40GHz	Dec. 21, 2017	Dec. 20, 2018	Conducted (TH01-CB)

Instrument	Manufacturer	Model No.	Serial No.	Characteristics	Calibration Date	Calibration Due Date	Remark
RF Cable-high	Woken	RG402	High Cable-06	1 GHz – 26.5 GHz	Oct. 08, 2018	Oct. 07, 2019	Conducted (TH01-CB)
RF Cable-high	Woken	RG402	High Cable-07	1 GHz –26.5 GHz	Oct. 08, 2018	Oct. 07, 2019	Conducted (TH01-CB)
RF Cable-high	Woken	RG402	High Cable-08	1 GHz –26.5 GHz	Oct. 08, 2018	Oct. 07, 2019	Conducted (TH01-CB)
RF Cable-high	Woken	RG402	High Cable-09	1 GHz –26.5 GHz	Oct. 08, 2018	Oct. 07, 2019	Conducted (TH01-CB)
RF Cable-high	Woken	RG402	High Cable-10	1 GHz –26.5 GHz	Oct. 08, 2018	Oct. 07, 2019	Conducted (TH01-CB)
Power Sensor	Agilent	U2021XA	MY54320014	50MHz~18GHz	Apr. 17, 2018	Apr. 16, 2019	Conducted (TH01-CB)

Note: Calibration Interval of instruments listed above is one year.

N.C.R. means Non-Calibration required.

Test Mode	Mode 2	Frequency Range	0.15 MHz to 30 MHz

Line

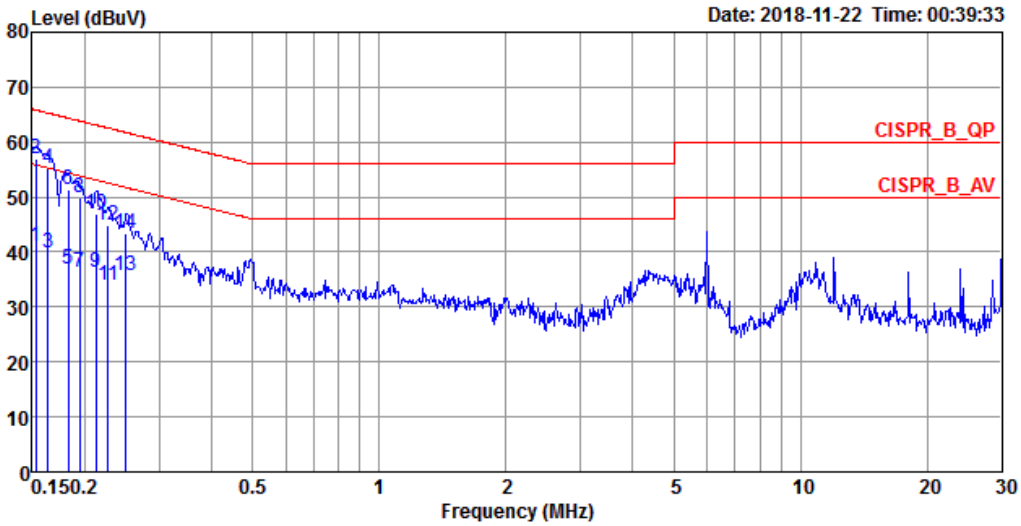

	Freq	Level	Over Limit	Limit Line	Read Level	LISN Factor	Cable Loss	Remark	Pol/Phase
	MHz	dBuV	dB	dBuV	dBuV	dB	dB		
1	0.1532	41.18	-14.64	55.82	31.11	9.91	0.16	Average	LINE
2	0.1532	56.92	-8.90	65.82	46.85	9.91	0.16	QP	LINE
3	0.1633	39.83	-15.47	55.30	29.76	9.91	0.16	Average	LINE
4	0.1633	55.31	-9.99	65.30	45.24	9.91	0.16	QP	LINE
5	0.1825	37.03	-17.34	54.37	26.97	9.91	0.15	Average	LINE
6	0.1825	51.33	-13.04	64.37	41.27	9.91	0.15	QP	LINE
7	0.1945	36.28	-17.56	53.84	26.23	9.91	0.14	Average	LINE
8	0.1945	49.80	-14.04	63.84	39.75	9.91	0.14	QP	LINE
9	0.2128	36.25	-16.85	53.10	26.20	9.91	0.14	Average	LINE
10	0.2128	47.04	-16.06	63.10	36.99	9.91	0.14	QP	LINE
11	0.2268	33.91	-18.66	52.57	23.86	9.91	0.14	Average	LINE
12	0.2268	44.87	-17.70	62.57	34.82	9.91	0.14	QP	LINE
13	0.2508	35.57	-16.16	51.73	25.53	9.91	0.13	Average	LINE
14	0.2508	43.35	-18.38	61.73	33.31	9.91	0.13	QP	LINE

Neutral

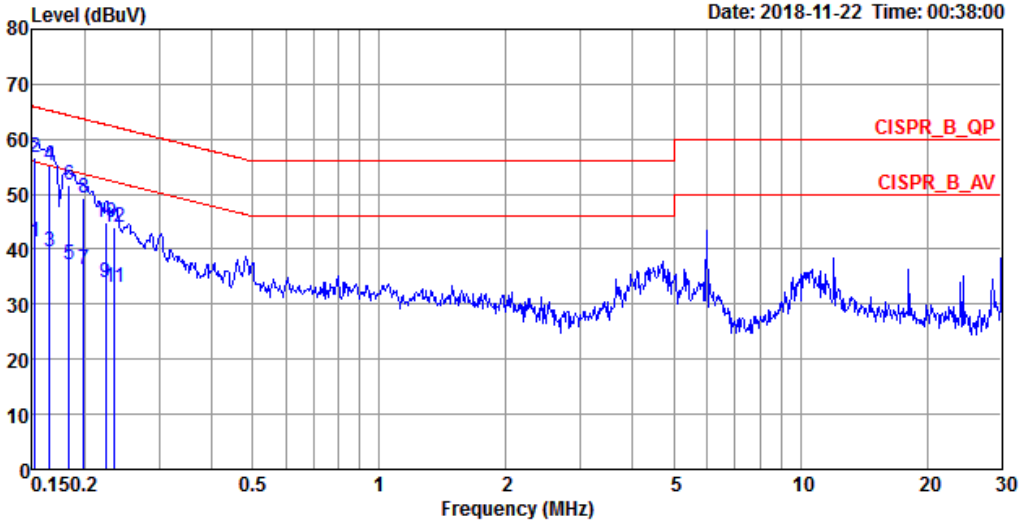

	Freq	Level	Over Limit	Limit Line	Read Level	LISN Factor	Cable Loss	Remark	Pol/Phase
	MHz	dBuV	dB	dBuV	dBuV	dB	dB		
1	0.1524	41.35	-14.52	55.87	31.27	9.92	0.16	Average	NEUTRAL
2	0.1524	56.71	-9.16	65.87	46.63	9.92	0.16	QP	NEUTRAL
3	0.1650	39.49	-15.72	55.21	29.41	9.92	0.16	Average	NEUTRAL
4	0.1650	55.29	-9.92	65.21	45.21	9.92	0.16	QP	NEUTRAL
5	0.1835	37.07	-17.26	54.33	27.00	9.92	0.15	Average	NEUTRAL
6	0.1835	51.57	-12.76	64.33	41.50	9.92	0.15	QP	NEUTRAL
7	0.1986	36.21	-17.46	53.67	26.15	9.92	0.14	Average	NEUTRAL
8	0.1986	49.40	-14.27	63.67	39.34	9.92	0.14	QP	NEUTRAL
9	0.2244	33.85	-18.81	52.66	23.79	9.92	0.14	Average	NEUTRAL
10	0.2244	44.97	-17.69	62.66	34.91	9.92	0.14	QP	NEUTRAL
11	0.2353	33.15	-19.11	52.26	23.09	9.92	0.14	Average	NEUTRAL
12	0.2353	43.84	-18.42	62.26	33.78	9.92	0.14	QP	NEUTRAL

Summary

Mode	Max-N dB (Hz)	Max-OBW (Hz)	ITU-Code	Min-N dB (Hz)	Min-OBW (Hz)
2.4-2.4835GHz	-	-	-	-	-
802.11b_Nss1,(1Mbps)_1TX	7.525M	16.617M	16M6G1D	6.55M	11.569M
802.11g_Nss1,(6Mbps)_1TX	16.325M	19.09M	19M1D1D	16.025M	16.567M

Max-N dB = Maximum 6dB down bandwidth; **Max-OBW** = Maximum 99% occupied bandwidth;
Min-N dB = Minimum 6dB down bandwidth; **Min-OBW** = Minimum 99% occupied bandwidth;

Result

Mode	Result	Limit (Hz)	Port 1-N dB (Hz)	Port 1-OBW (Hz)
802.11b_Nss1,(1Mbps)_1TX	-	-	-	-
2412MHz	Pass	500k	6.55M	12.169M
2437MHz	Pass	500k	7.525M	16.617M
2462MHz	Pass	500k	7.05M	11.569M
802.11g_Nss1,(6Mbps)_1TX	-	-	-	-
2412MHz	Pass	500k	16.3M	16.567M
2437MHz	Pass	500k	16.025M	19.09M
2462MHz	Pass	500k	16.325M	16.592M

Port X-N dB = Port **X** 6dB down bandwidth; **Port X-OBW** = Port **X** 99% occupied bandwidth;

802.11b_Nss1,(1Mbps)_1TX EBW

2412MHz

29/10/2018

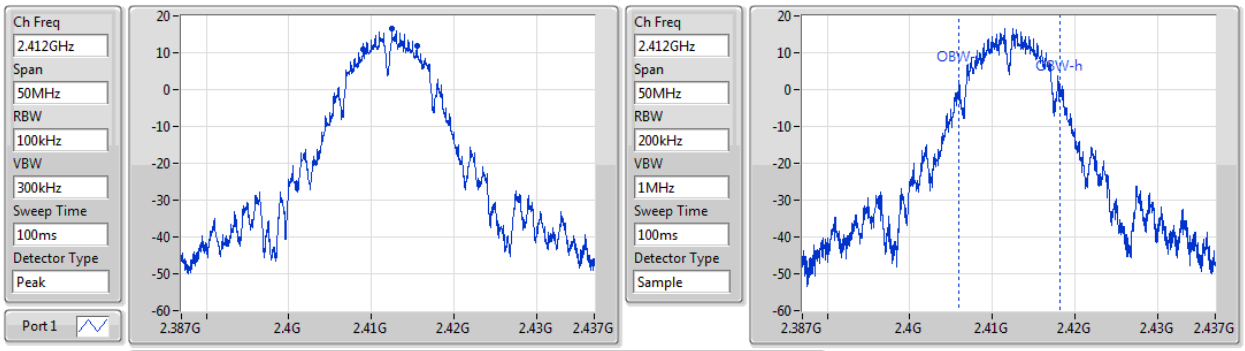

6dB(Hz)	Fl-6dB(Hz)	Fh-6dB(Hz)	OBW(Hz)	Fl-OBW(Hz)	Fh-OBW(Hz)	Limit(Hz)	Port
6.55M	2.408975G	2.415525G	12.169M	2.406003G	2.418172G	500k	1

802.11b_Nss1,(1Mbps)_1TX EBW

2437MHz

29/10/2018

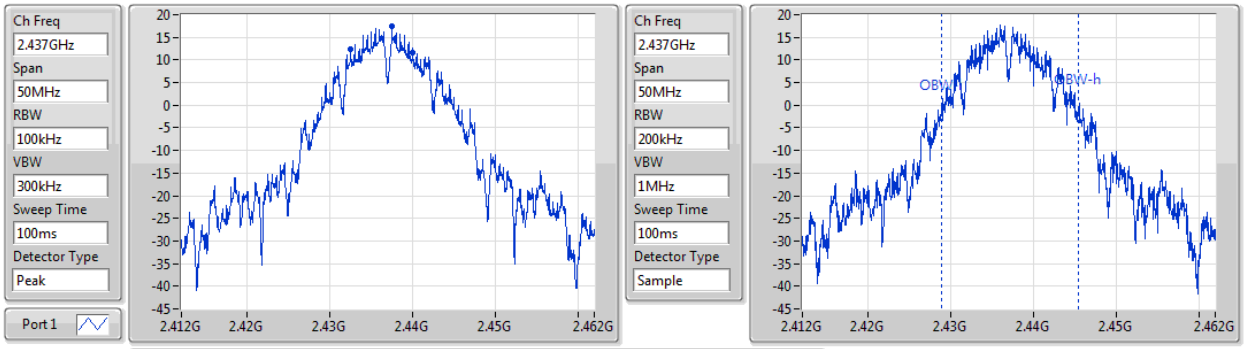

6dB(Hz)	Fl-6dB(Hz)	Fh-6dB(Hz)	OBW(Hz)	Fl-OBW(Hz)	Fh-OBW(Hz)	Limit(Hz)	Port
7.525M	2.4325G	2.440025G	16.617M	2.428879G	2.445496G	500k	1

802.11b_Nss1,(1Mbps)_1TX EBW

2462MHz

29/10/2018

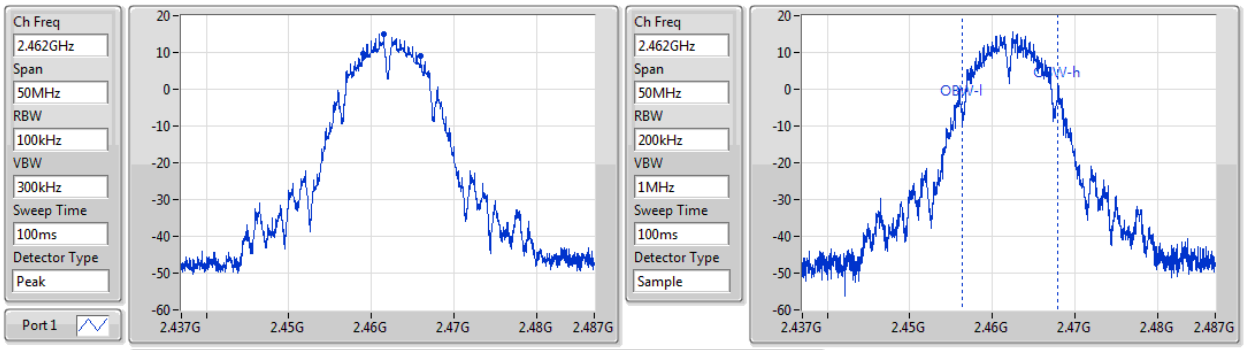

6dB(Hz)	Fl-6dB(Hz)	Fh-6dB(Hz)	OBW(Hz)	Fl-OBW(Hz)	Fh-OBW(Hz)	Limit(Hz)	Port
7.05M	2.45895G	2.466G	11.569M	2.456328G	2.467897G	500k	1

802.11g_Nss1,(6Mbps)_1TX EBW

2412MHz

29/10/2018

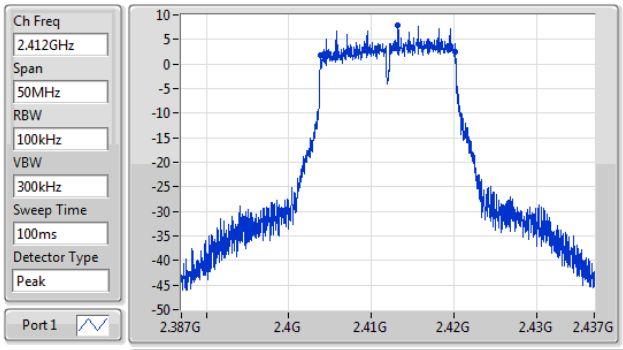

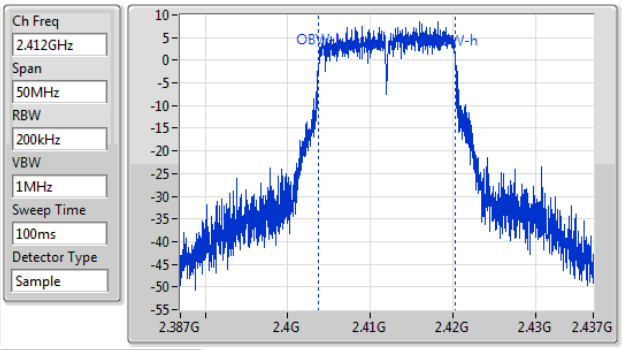

6dB(Hz)	Fl-6dB(Hz)	Fh-6dB(Hz)	OBW(Hz)	Fl-OBW(Hz)	Fh-OBW(Hz)	Limit(Hz)	Port
16.3M	2.403875G	2.420175G	16.567M	2.403779G	2.420346G	500k	1

802.11g_Nss1,(6Mbps)_1TX EBW

2437MHz

29/10/2018

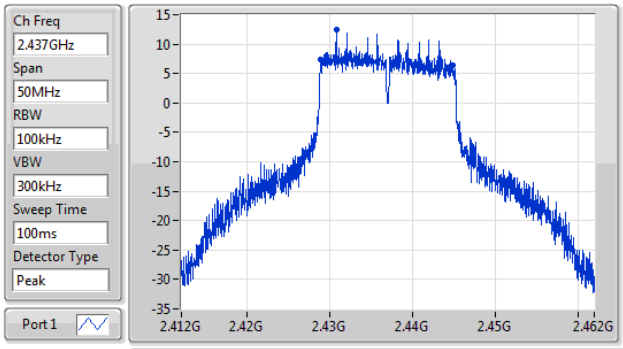

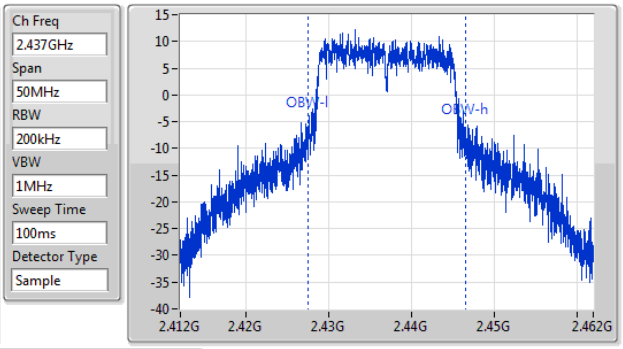

6dB(Hz)	Fl-6dB(Hz)	Fh-6dB(Hz)	OBW(Hz)	Fl-OBW(Hz)	Fh-OBW(Hz)	Limit(Hz)	Port
16.025M	2.42885G	2.444875G	19.09M	2.427505G	2.446595G	500k	1

802.11g_Nss1,(6Mbps)_1TX EBW

2462MHz

29/10/2018

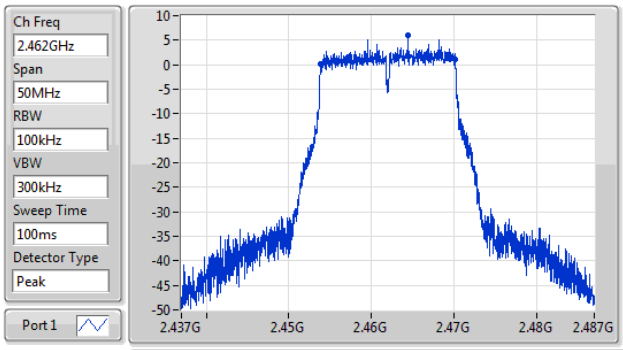

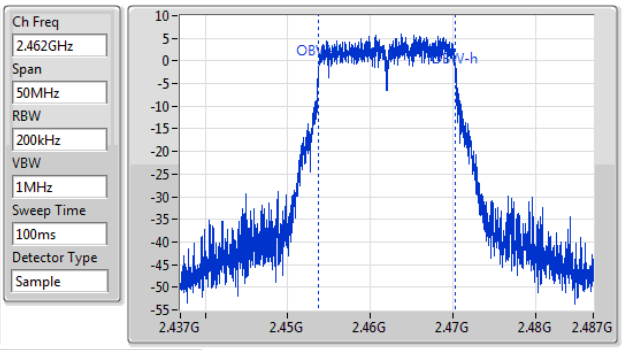

6dB(Hz)	Fl-6dB(Hz)	Fh-6dB(Hz)	OBW(Hz)	Fl-OBW(Hz)	Fh-OBW(Hz)	Limit(Hz)	Port
16.325M	2.45385G	2.470175G	16.592M	2.453729G	2.470321G	500k	1

Summary

Mode	Max-N dB (Hz)	Max-OBW (Hz)	ITU-Code	Min-N dB (Hz)	Min-OBW (Hz)
2.4-2.4835GHz	-	-	-	-	-
802.11ax HEW20_Nss1,(MCS0)_1TX	18.775M	19.24M	19M2D1D	18.475M	18.916M
802.11ax HEW40_Nss1,(MCS0)_1TX	37.65M	37.781M	37M8D1D	36.45M	37.381M

Max-N dB = Maximum 6dB down bandwidth; **Max-OBW** = Maximum 99% occupied bandwidth;
Min-N dB = Minimum 6dB down bandwidth; **Min-OBW** = Minimum 99% occupied bandwidth;

Result

Mode	Result	Limit (Hz)	Port 1-N dB (Hz)	Port 1-OBW (Hz)
802.11ax HEW20_Nss1,(MCS0)_1TX	-	-	-	-
2412MHz	Pass	500k	18.725M	18.916M
2437MHz	Pass	500k	18.475M	19.24M
2462MHz	Pass	500k	18.775M	18.966M
802.11ax HEW40_Nss1,(MCS0)_1TX	-	-	-	-
2422MHz	Pass	500k	36.45M	37.381M
2437MHz	Pass	500k	37.2M	37.581M
2452MHz	Pass	500k	37.65M	37.781M

Port X-N dB = Port **X** 6dB down bandwidth; **Port X-OBW** = Port **X** 99% occupied bandwidth;

802.11ax HEW20_Nss1,(MCS0)_1TX EBW

2412MHz

29/10/2018

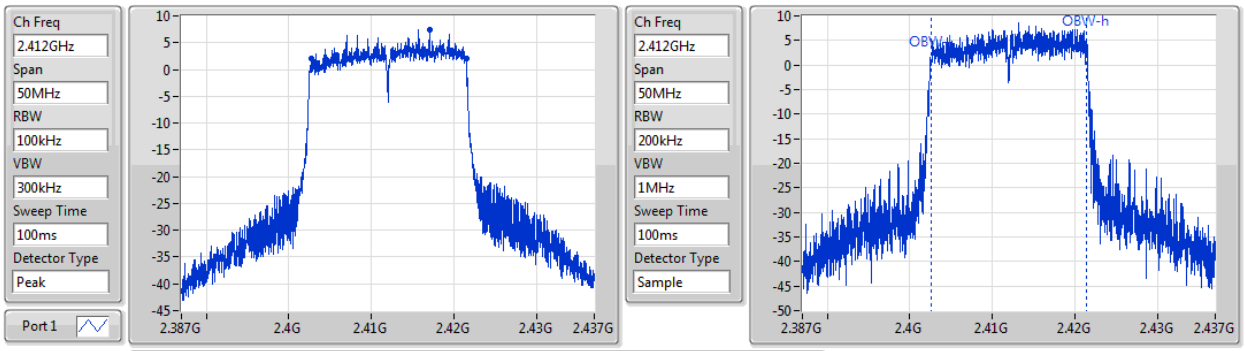

6dB(Hz)	Fl-6dB(Hz)	Fh-6dB(Hz)	OBW(Hz)	Fl-OBW(Hz)	Fh-OBW(Hz)	Limit(Hz)	Port
18.725M	2.4028G	2.421525G	18.916M	2.402555G	2.42147G	500k	1

802.11ax HEW20_Nss1,(MCS0)_1TX EBW

2437MHz

29/10/2018

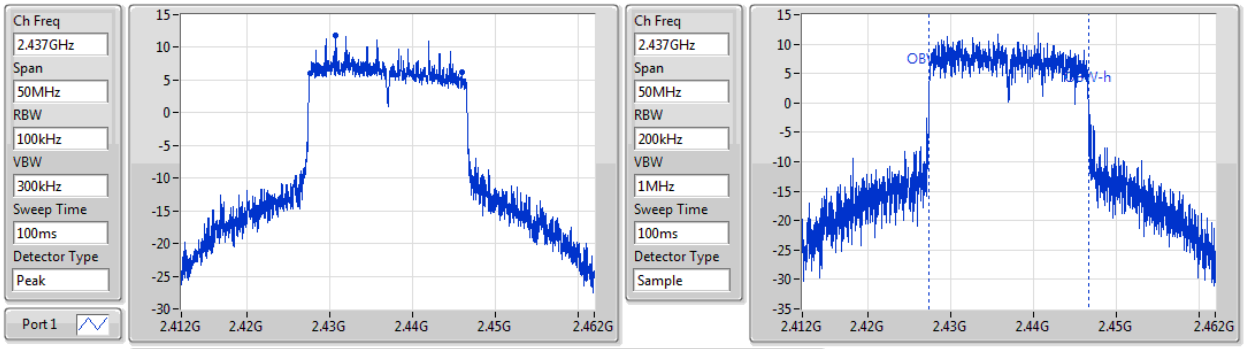

6dB(Hz)	Fl-6dB(Hz)	Fh-6dB(Hz)	OBW(Hz)	Fl-OBW(Hz)	Fh-OBW(Hz)	Limit(Hz)	Port
18.475M	2.42755G	2.446025G	19.24M	2.42738G	2.44662G	500k	1

802.11ax HEW20_Nss1,(MCS0)_1TX EBW

2462MHz

29/10/2018

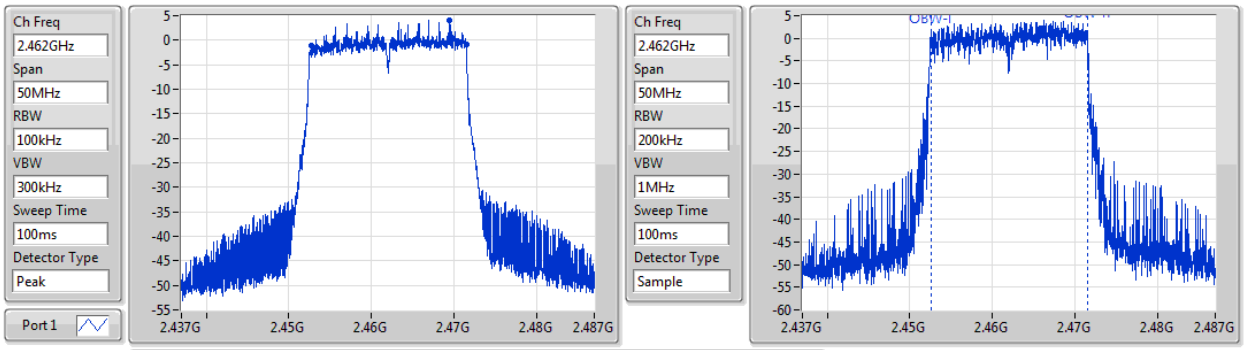

6dB(Hz)	Fl-6dB(Hz)	Fh-6dB(Hz)	OBW(Hz)	Fl-OBW(Hz)	Fh-OBW(Hz)	Limit(Hz)	Port
18.775M	2.452725G	2.4715G	18.966M	2.45253G	2.471495G	500k	1

802.11ax HEW40_Nss1,(MCS0)_1TX EBW

2422MHz

29/10/2018

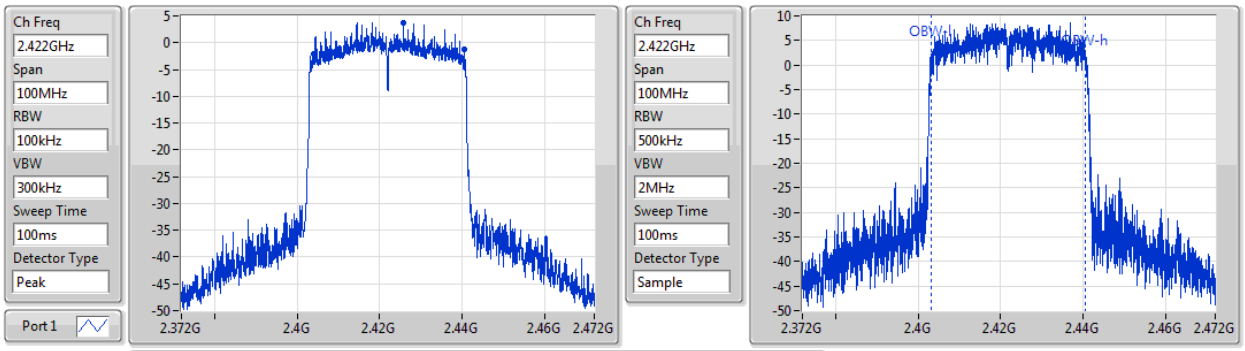

6dB(Hz)	Fl-6dB(Hz)	Fh-6dB(Hz)	OBW(Hz)	Fl-OBW(Hz)	Fh-OBW(Hz)	Limit(Hz)	Port
36.45M	2.40395G	2.4404G	37.381M	2.403259G	2.440641G	500k	1

802.11ax HEW40_Nss1,(MCS0)_1TX EBW

2437MHz

29/10/2018

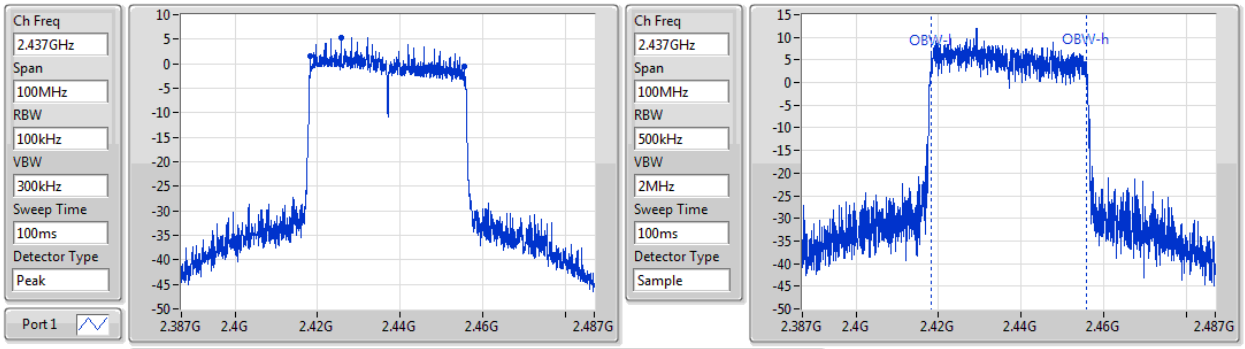

6dB(Hz)	Fl-6dB(Hz)	Fh-6dB(Hz)	OBW(Hz)	Fl-OBW(Hz)	Fh-OBW(Hz)	Limit(Hz)	Port
37.2M	2.4182G	2.4554G	37.581M	2.418159G	2.455741G	500k	1

802.11ax HEW40_Nss1,(MCS0)_1TX EBW

2452MHz

29/10/2018

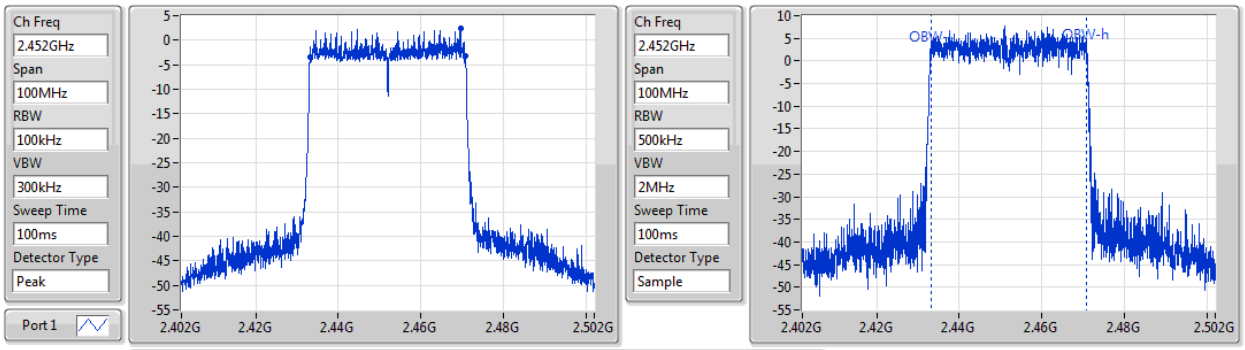

6dB(Hz)	Fl-6dB(Hz)	Fh-6dB(Hz)	OBW(Hz)	Fl-OBW(Hz)	Fh-OBW(Hz)	Limit(Hz)	Port
37.65M	2.43315G	2.4708G	37.781M	2.433059G	2.470841G	500k	1

Summary

Mode	Max-N dB (Hz)	Max-OBW (Hz)	ITU-Code	Min-N dB (Hz)	Min-OBW (Hz)
2.4-2.4835GHz	-	-	-	-	-
802.11ax HEW20_Nss2,(MCS0)_2TX	18.925M	19.24M	19M2D1D	17.85M	18.941M
802.11ax HEW40_Nss2,(MCS0)_2TX	37.6M	37.731M	37M7D1D	35.1M	37.381M

Max-N dB = Maximum 6dB down bandwidth; **Max-OBW** = Maximum 99% occupied bandwidth;
Min-N dB = Minimum 6dB down bandwidth; **Min-OBW** = Minimum 99% occupied bandwidth;

Result

Mode	Result	Limit (Hz)	Port 1-N dB (Hz)	Port 1-OBW (Hz)	Port 2-N dB (Hz)	Port 2-OBW (Hz)
802.11ax HEW20_Nss2,(MCS0)_2TX	-	-	-	-	-	-
2412MHz	Pass	500k	17.85M	18.966M	18.775M	18.941M
2437MHz	Pass	500k	18.8M	19.215M	18.725M	19.24M
2462MHz	Pass	500k	18.8M	18.991M	18.925M	18.941M
802.11ax HEW40_Nss2,(MCS0)_2TX	-	-	-	-	-	-
2422MHz	Pass	500k	35.1M	37.481M	37.6M	37.581M
2437MHz	Pass	500k	36.35M	37.631M	36.4M	37.581M
2452MHz	Pass	500k	37.55M	37.731M	36.3M	37.381M

Port X-N dB = Port **X** 6dB down bandwidth; **Port X-OBW** = Port **X** 99% occupied bandwidth;

802.11ax HEW20_Nss2,(MCS0)_2TX EBW

2412MHz

29/10/2018

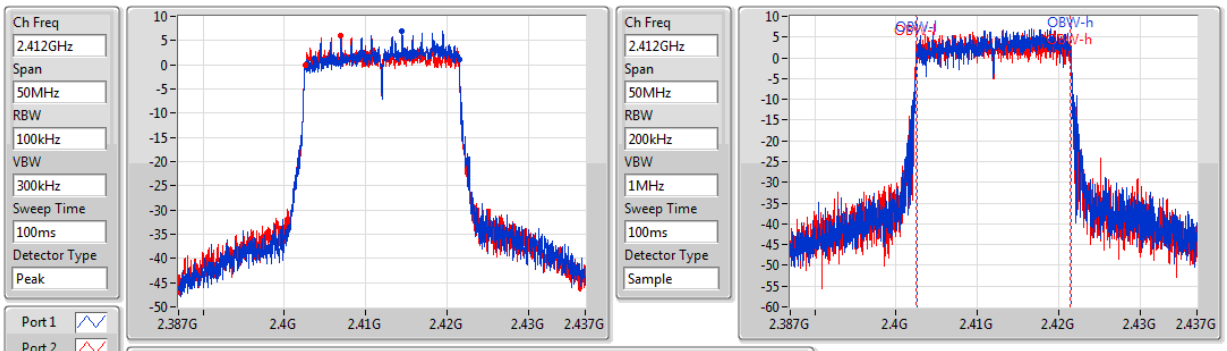

6dB(Hz)	Fl-6dB(Hz)	Fh-6dB(Hz)	OBW(Hz)	Fl-OBW(Hz)	Fh-OBW(Hz)	Limit(Hz)	Port
17.85M	2.40365G	2.4215G	18.966M	2.40253G	2.421495G	500k	1
18.775M	2.40265G	2.421425G	18.941M	2.402505G	2.421445G	500k	2

802.11ax HEW20_Nss2,(MCS0)_2TX EBW

2437MHz

29/10/2018

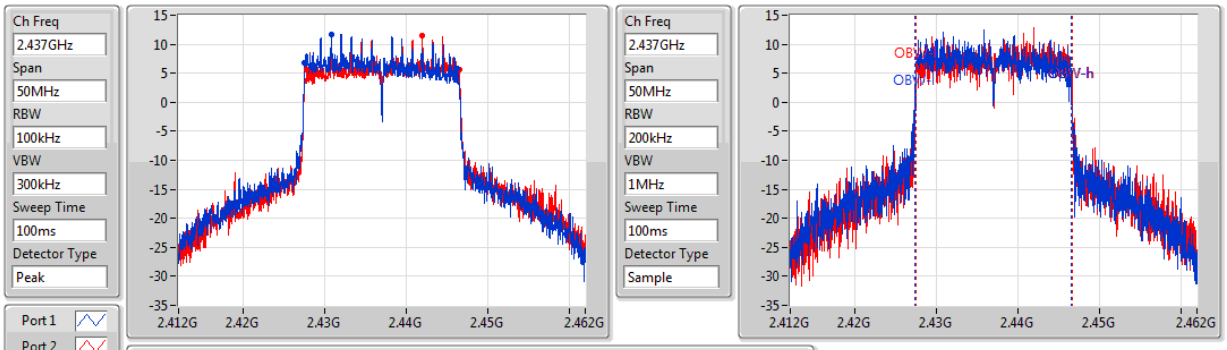

6dB(Hz)	Fl-6dB(Hz)	Fh-6dB(Hz)	OBW(Hz)	Fl-OBW(Hz)	Fh-OBW(Hz)	Limit(Hz)	Port
18.8M	2.427525G	2.446325G	19.215M	2.427355G	2.44657G	500k	1
18.725M	2.42775G	2.446475G	19.24M	2.42743G	2.44667G	500k	2

802.11ax HEW20_Nss2,(MCS0)_2TX EBW

2462MHz

29/10/2018

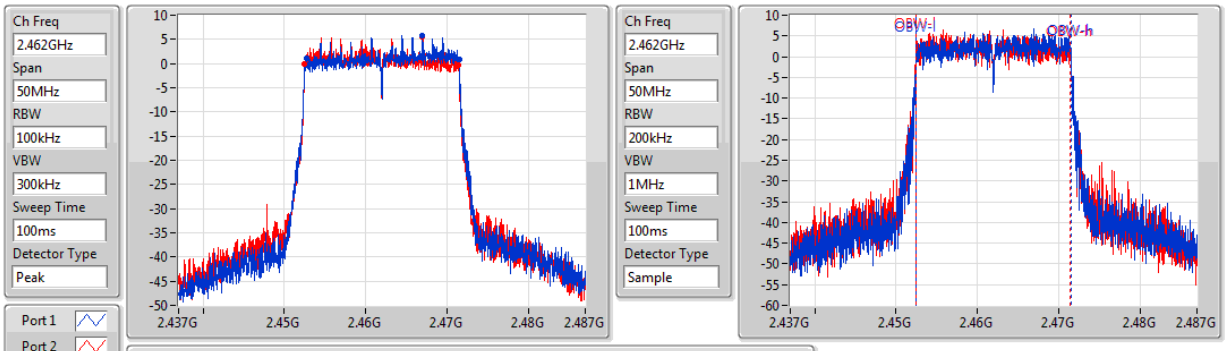

6dB(Hz)	Fl-6dB(Hz)	Fh-6dB(Hz)	OBW(Hz)	Fl-OBW(Hz)	Fh-OBW(Hz)	Limit(Hz)	Port
18.8M	2.452675G	2.471475G	18.991M	2.452505G	2.471495G	500k	1
18.925M	2.4525G	2.471425G	18.941M	2.452505G	2.471445G	500k	2

802.11ax HEW40_Nss2,(MCS0)_2TX EBW

2422MHz

29/10/2018

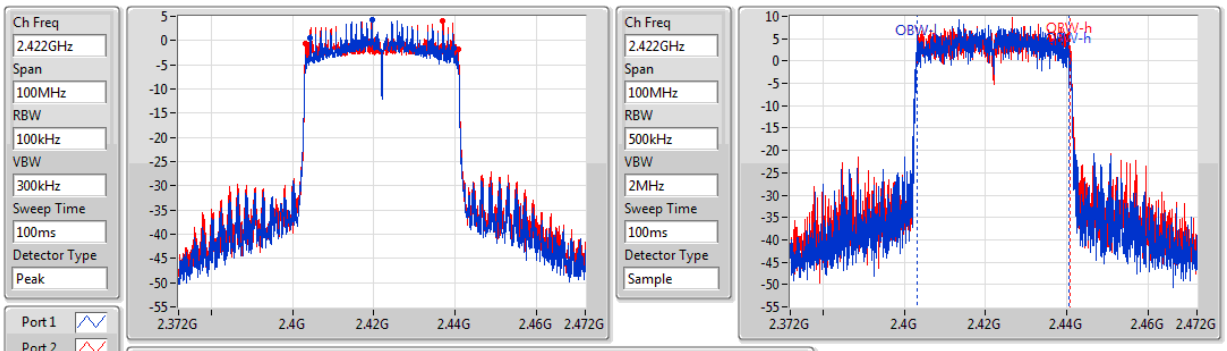

6dB(Hz)	Fl-6dB(Hz)	Fh-6dB(Hz)	OBW(Hz)	Fl-OBW(Hz)	Fh-OBW(Hz)	Limit(Hz)	Port
35.1M	2.40445G	2.43955G	37.481M	2.403159G	2.440641G	500k	1
37.6M	2.4032G	2.4408G	37.581M	2.403209G	2.440791G	500k	2

802.11ax HEW40_Nss2,(MCS0)_2TX EBW

2437MHz

29/10/2018

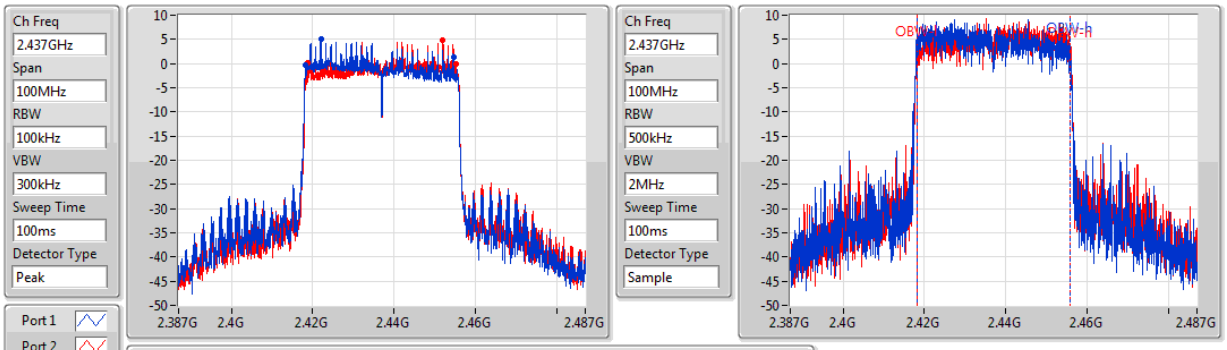

6dB(Hz)	Fl-6dB(Hz)	Fh-6dB(Hz)	OBW(Hz)	Fl-OBW(Hz)	Fh-OBW(Hz)	Limit(Hz)	Port
36.35M	2.4182G	2.45455G	37.631M	2.418109G	2.455741G	500k	1
36.4M	2.4188G	2.4552G	37.581M	2.418209G	2.455791G	500k	2

802.11ax HEW40_Nss2,(MCS0)_2TX EBW

2452MHz

29/10/2018

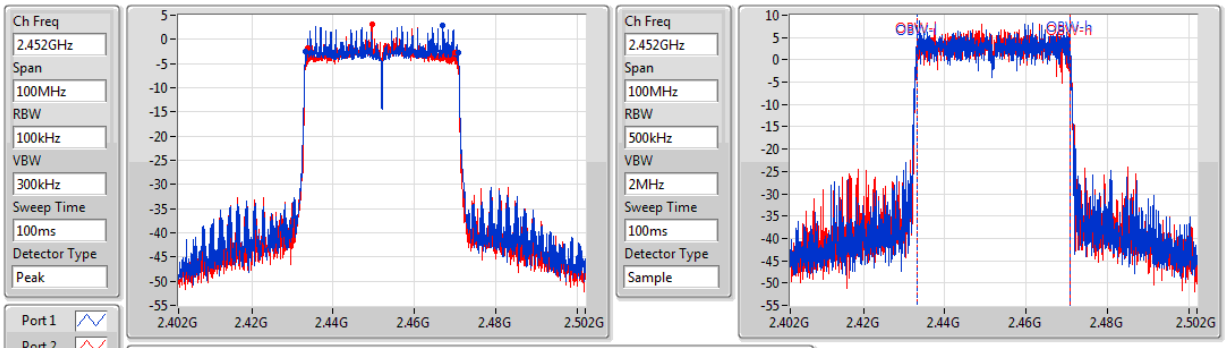

6dB(Hz)	Fl-6dB(Hz)	Fh-6dB(Hz)	OBW(Hz)	Fl-OBW(Hz)	Fh-OBW(Hz)	Limit(Hz)	Port
37.55M	2.43315G	2.4707G	37.731M	2.433109G	2.470841G	500k	1
36.3M	2.4338G	2.4701G	37.381M	2.433309G	2.470691G	500k	2

Summary

Mode	Max-N dB (Hz)	Max-OBW (Hz)	ITU-Code	Min-N dB (Hz)	Min-OBW (Hz)
2.4-2.4835GHz	-	-	-	-	-
802.11b_Nss1,(1Mbps)_4TX	7.525M	15.242M	15M2G1D	6.525M	10.695M
802.11g_Nss1,(6Mbps)_4TX	16.375M	18.266M	18M3D1D	16.125M	16.517M

Max-N dB = Maximum 6dB down bandwidth; **Max-OBW** = Maximum 99% occupied bandwidth;
Min-N dB = Minimum 6dB down bandwidth; **Min-OBW** = Minimum 99% occupied bandwidth;

Result

Mode	Result	Limit (Hz)	Port 1-N dB (Hz)	Port 1-OBW (Hz)	Port 2-N dB (Hz)	Port 2-OBW (Hz)	Port 3-N dB (Hz)	Port 3-OBW (Hz)	Port 4-N dB (Hz)	Port 4-OBW (Hz)
802.11b_Nss1,(1Mbps)_4TX	-	-	-	-	-	-	-	-	-	-
2412MHz	Pass	500k	7.025M	11.919M	7.525M	11.994M	6.55M	11.669M	7.075M	12.269M
2437MHz	Pass	500k	7.525M	13.318M	7.05M	13.018M	7.05M	12.669M	7.05M	15.242M
2462MHz	Pass	500k	6.525M	11.619M	6.575M	11.194M	7.075M	10.695M	7.5M	11.869M
802.11g_Nss1,(6Mbps)_4TX	-	-	-	-	-	-	-	-	-	-
2412MHz	Pass	500k	16.125M	16.517M	16.325M	16.617M	16.325M	16.517M	16.375M	16.592M
2437MHz	Pass	500k	16.275M	17.091M	16.3M	17.166M	16.325M	16.942M	16.325M	18.266M
2462MHz	Pass	500k	16.375M	16.542M	16.325M	16.567M	16.325M	16.542M	16.35M	16.542M

Port X-N dB = Port **X** 6dB down bandwidth; **Port X-OBW** = Port **X** 99% occupied bandwidth;

802.11b_Nss1,(1Mbps)_4TX EBW

2412MHz

29/10/2018

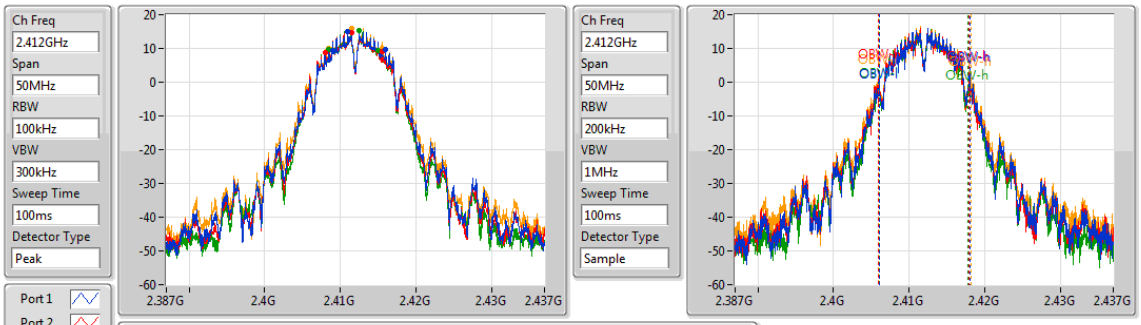

6dB(Hz)	Fl-6dB(Hz)	Fh-6dB(Hz)	OBW(Hz)	Fl-OBW(Hz)	Fh-OBW(Hz)	Limit(Hz)	Port
7.025M	2.40895G	2.415975G	11.919M	2.406128G	2.418047G	500k	1
7.525M	2.408G	2.415525G	11.994M	2.405953G	2.417947G	500k	2
6.55M	2.408475G	2.415025G	11.669M	2.406078G	2.417747G	500k	3
7.075M	2.40845G	2.415525G	12.269M	2.405903G	2.418172G	500k	4

802.11b_Nss1,(1Mbps)_4TX EBW

2437MHz

29/10/2018

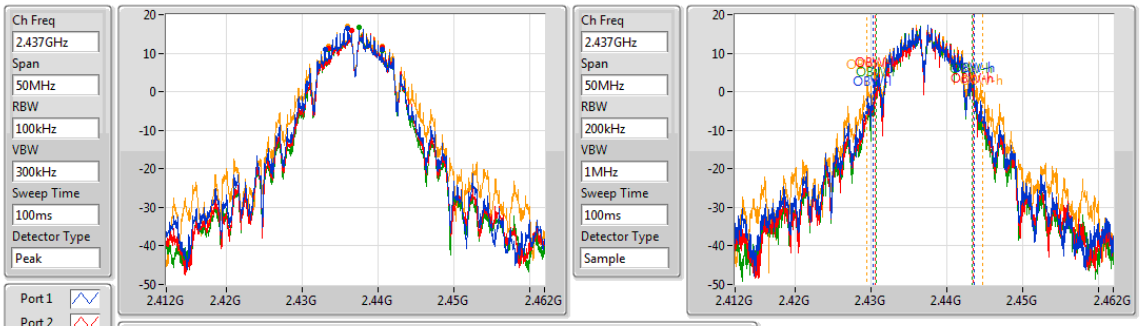

6dB(Hz)	Fl-6dB(Hz)	Fh-6dB(Hz)	OBW(Hz)	Fl-OBW(Hz)	Fh-OBW(Hz)	Limit(Hz)	Port
7.525M	2.432975G	2.4405G	13.318M	2.430228G	2.443547G	500k	1
7.05M	2.433475G	2.440525G	13.018M	2.430478G	2.443497G	500k	2
7.05M	2.433475G	2.440525G	12.669M	2.430678G	2.443347G	500k	3
7.05M	2.433475G	2.440525G	15.242M	2.429429G	2.444671G	500k	4

802.11b_Nss1,(1Mbps)_4TX EBW

2462MHz

29/10/2018

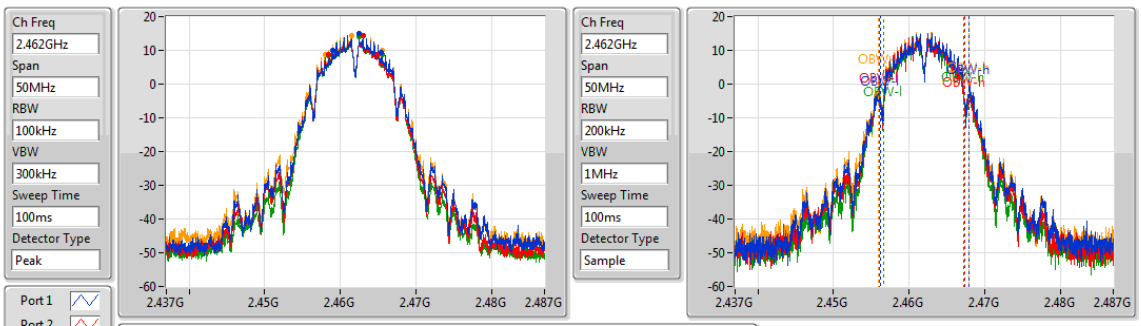

6dB(Hz)	Fl-6dB(Hz)	Fh-6dB(Hz)	OBW(Hz)	Fl-OBW(Hz)	Fh-OBW(Hz)	Limit(Hz)	Port
6.525M	2.45895G	2.465475G	11.619M	2.456253G	2.467872G	500k	1
6.575M	2.45845G	2.465025G	11.194M	2.456128G	2.467322G	500k	2
7.075M	2.45845G	2.465525G	10.695M	2.456578G	2.467272G	500k	3
7.5M	2.458G	2.4655G	11.869M	2.456003G	2.467872G	500k	4

802.11g_Nss1,(6Mbps)_4TX EBW

2412MHz

29/10/2018

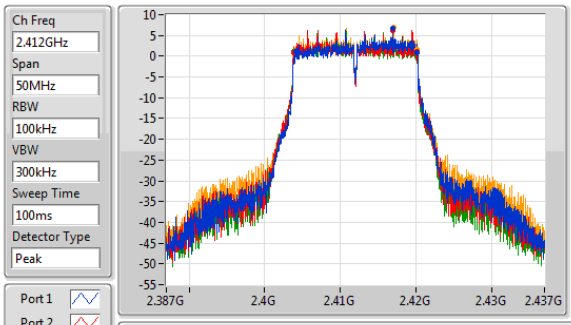

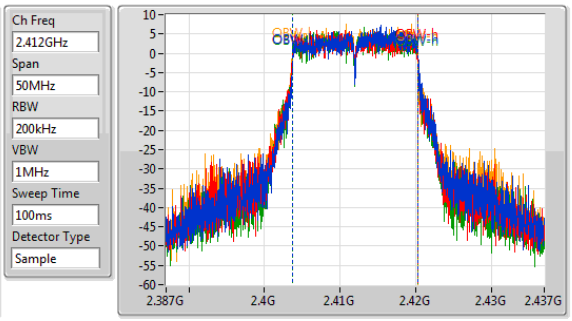

6dB(Hz)	Fl-6dB(Hz)	Fh-6dB(Hz)	OBW(Hz)	Fl-OBW(Hz)	Fh-OBW(Hz)	Limit(Hz)	Port
16.125M	2.404075G	2.4202G	16.517M	2.403779G	2.420296G	500k	1
16.325M	2.403825G	2.42015G	16.617M	2.403654G	2.420271G	500k	2
16.325M	2.403825G	2.42015G	16.517M	2.403729G	2.420246G	500k	3
16.375M	2.4038G	2.420175G	16.592M	2.403679G	2.420271G	500k	4

802.11g_Nss1,(6Mbps)_4TX EBW

2437MHz

29/10/2018

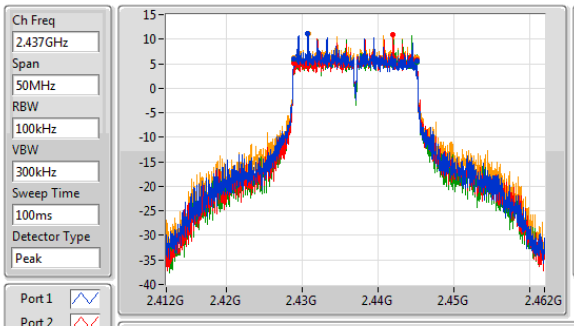

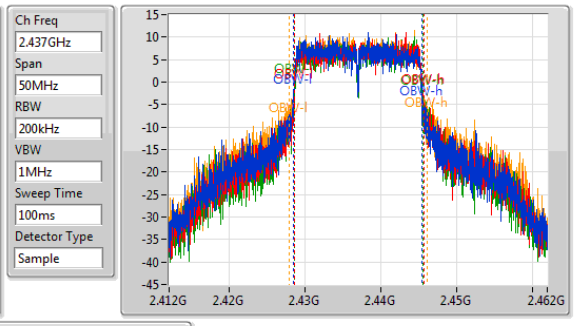

6dB(Hz)	Fl-6dB(Hz)	Fh-6dB(Hz)	OBW(Hz)	Fl-OBW(Hz)	Fh-OBW(Hz)	Limit(Hz)	Port
16.275M	2.428825G	2.4451G	17.091M	2.428404G	2.445496G	500k	1
16.3M	2.42885G	2.44515G	17.166M	2.428554G	2.445721G	500k	2
16.325M	2.42885G	2.445175G	16.942M	2.428579G	2.445521G	500k	3
16.325M	2.428825G	2.44515G	18.266M	2.427905G	2.44617G	500k	4

802.11g_Nss1,(6Mbps)_4TX EBW

2462MHz

29/10/2018

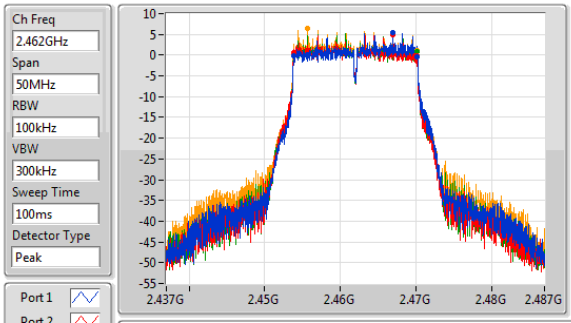

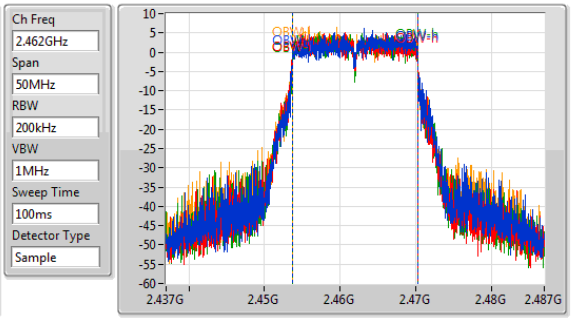

6dB(Hz)	Fl-6dB(Hz)	Fh-6dB(Hz)	OBW(Hz)	Fl-OBW(Hz)	Fh-OBW(Hz)	Limit(Hz)	Port
16.375M	2.453825G	2.4702G	16.542M	2.453729G	2.470271G	500k	1
16.325M	2.453825G	2.47015G	16.567M	2.453654G	2.470221G	500k	2
16.325M	2.453825G	2.47015G	16.542M	2.453679G	2.470221G	500k	3
16.35M	2.4538G	2.47015G	16.542M	2.453679G	2.470221G	500k	4

Summary

Mode	Max-N dB (Hz)	Max-OBW (Hz)	ITU-Code	Min-N dB (Hz)	Min-OBW (Hz)
2.4-2.4835GHz	-	-	-	-	-
802.11ax HEW20_Nss1,(MCS0)_4TX	19.05M	19.165M	19M2D1D	18.175M	18.891M
802.11ax HEW40_Nss1,(MCS0)_4TX	37.55M	37.681M	37M7D1D	36.3M	37.131M

Max-N dB = Maximum 6dB down bandwidth; **Max-OBW** = Maximum 99% occupied bandwidth;
Min-N dB = Minimum 6dB down bandwidth; **Min-OBW** = Minimum 99% occupied bandwidth;

Result

Mode	Result	Limit (Hz)	Port 1-N dB (Hz)	Port 1-OBW (Hz)	Port 2-N dB (Hz)	Port 2-OBW (Hz)	Port 3-N dB (Hz)	Port 3-OBW (Hz)	Port 4-N dB (Hz)	Port 4-OBW (Hz)
802.11ax HEW20_Nss1,(MCS0)_4TX	-	-	-	-	-	-	-	-	-	-
2412MHz	Pass	500k	18.45M	18.916M	19.05M	18.966M	19M	18.891M	19.025M	18.991M
2437MHz	Pass	500k	18.175M	19.09M	18.25M	19.04M	18.975M	19.09M	18.95M	19.165M
2462MHz	Pass	500k	19.025M	18.966M	18.975M	18.916M	18.95M	18.916M	19.025M	18.941M
802.11ax HEW40_Nss1,(MCS0)_4TX	-	-	-	-	-	-	-	-	-	-
2422MHz	Pass	500k	36.3M	37.131M	37.15M	37.431M	37.5M	37.431M	37.1M	37.281M
2437MHz	Pass	500k	36.95M	37.431M	36.9M	37.381M	37.55M	37.531M	36.45M	37.431M
2452MHz	Pass	500k	37.55M	37.681M	36.7M	37.381M	37.45M	37.381M	37M	37.531M

Port X-N dB = Port **X** 6dB down bandwidth; **Port X-OBW** = Port **X** 99% occupied bandwidth;

802.11ax HEW20_Nss1,(MCS0)_4TX EBW

2412MHz

29/10/2018

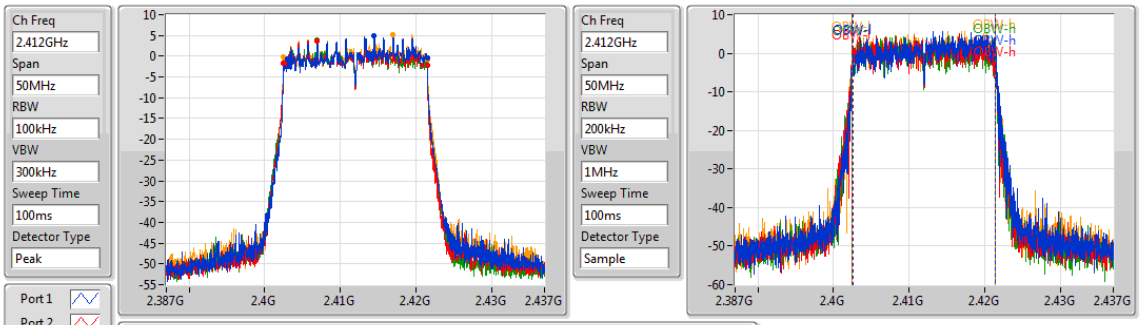

6dB(Hz)	Fl-6dB(Hz)	Fh-6dB(Hz)	OBW(Hz)	Fl-OBW(Hz)	Fh-OBW(Hz)	Limit(Hz)	Port
18.45M	2.403025G	2.421475G	18.916M	2.40253G	2.421445G	500k	1
19.05M	2.40245G	2.4215G	18.966M	2.40248G	2.421445G	500k	2
19M	2.40245G	2.42145G	18.891M	2.402505G	2.421395G	500k	3
19.025M	2.402475G	2.4215G	18.991M	2.40248G	2.42147G	500k	4

802.11ax HEW20_Nss1,(MCS0)_4TX EBW

2437MHz

29/10/2018

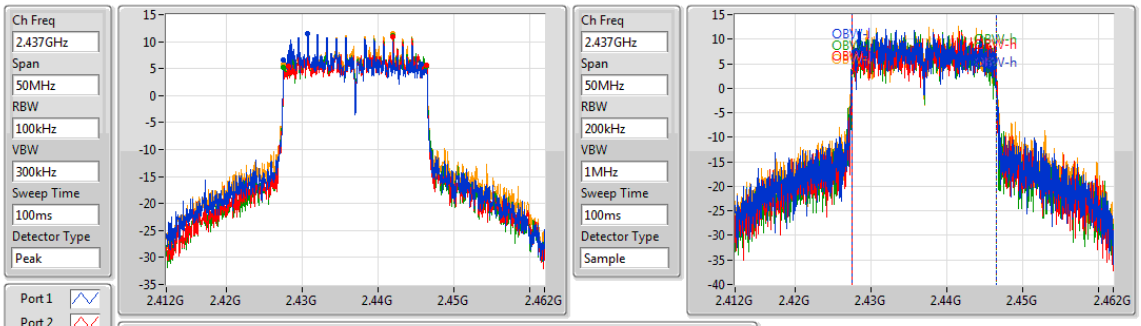

6dB(Hz)	Fl-6dB(Hz)	Fh-6dB(Hz)	OBW(Hz)	Fl-OBW(Hz)	Fh-OBW(Hz)	Limit(Hz)	Port
18.175M	2.427475G	2.44565G	19.09M	2.427405G	2.446495G	500k	1
18.25M	2.4282G	2.44645G	19.04M	2.42748G	2.44652G	500k	2
18.975M	2.427475G	2.44645G	19.09M	2.42743G	2.44652G	500k	3
18.95M	2.427475G	2.446425G	19.165M	2.427405G	2.44657G	500k	4

802.11ax HEW20_Nss1,(MCS0)_4TX EBW

2462MHz

29/10/2018

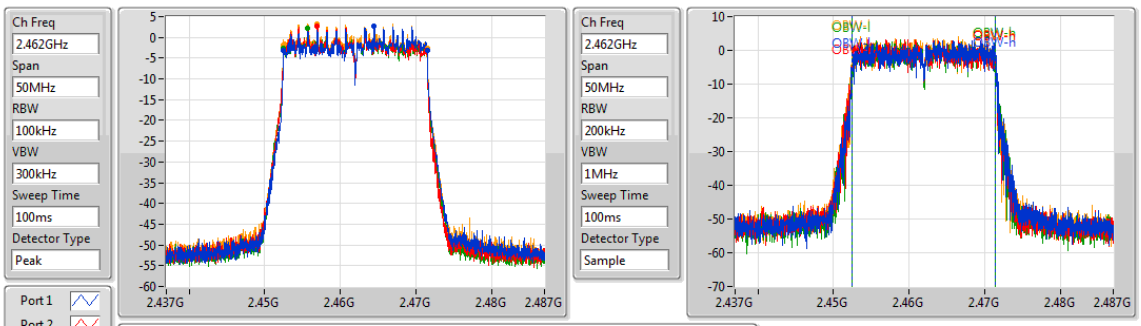

6dB(Hz)	Fl-6dB(Hz)	Fh-6dB(Hz)	OBW(Hz)	Fl-OBW(Hz)	Fh-OBW(Hz)	Limit(Hz)	Port
19.025M	2.452475G	2.4715G	18.966M	2.452505G	2.47147G	500k	1
18.975M	2.45245G	2.471425G	18.916M	2.45248G	2.471395G	500k	2
18.95M	2.452475G	2.471425G	18.916M	2.452505G	2.47142G	500k	3
19.025M	2.45245G	2.471475G	18.941M	2.45248G	2.47142G	500k	4

802.11ax HEW40_Nss1,(MCS0)_4TX EBW

2422MHz

29/10/2018

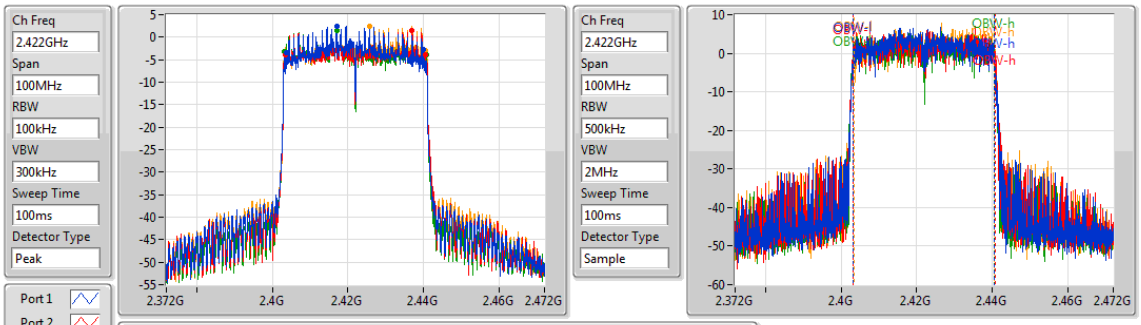

6dB(Hz)	Fl-6dB(Hz)	Fh-6dB(Hz)	OBW(Hz)	Fl-OBW(Hz)	Fh-OBW(Hz)	Limit(Hz)	Port
36.3M	2.4038G	2.4401G	37.131M	2.403309G	2.440441G	500k	1
37.15M	2.4034G	2.44055G	37.431M	2.403259G	2.440691G	500k	2
37.5M	2.4032G	2.4407G	37.431M	2.403209G	2.440641G	500k	3
37.1M	2.4034G	2.4405G	37.281M	2.403359G	2.440641G	500k	4

802.11ax HEW40_Nss1,(MCS0)_4TX EBW

2437MHz

29/10/2018

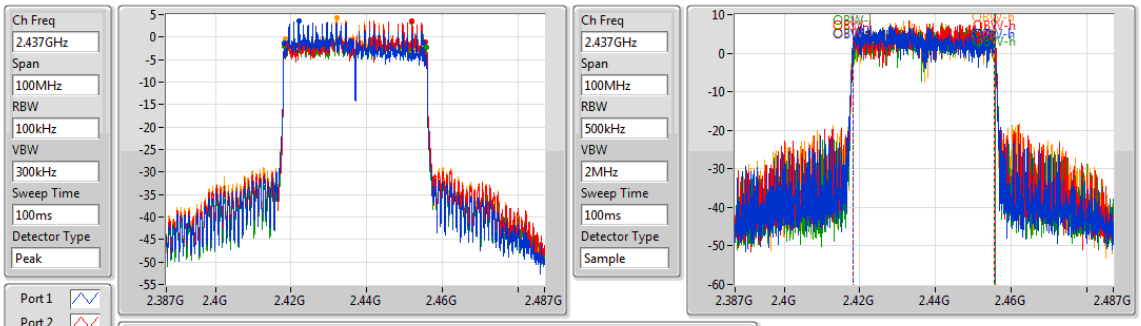

6dB(Hz)	Fl-6dB(Hz)	Fh-6dB(Hz)	OBW(Hz)	Fl-OBW(Hz)	Fh-OBW(Hz)	Limit(Hz)	Port
36.95M	2.41815G	2.4551G	37.431M	2.418159G	2.455591G	500k	1
36.9M	2.4186G	2.4555G	37.381M	2.418309G	2.455691G	500k	2
37.55M	2.4182G	2.45575G	37.531M	2.418259G	2.455791G	500k	3
36.45M	2.4186G	2.45505G	37.431M	2.418209G	2.455641G	500k	4

802.11ax HEW40_Nss1,(MCS0)_4TX EBW

2452MHz

29/10/2018

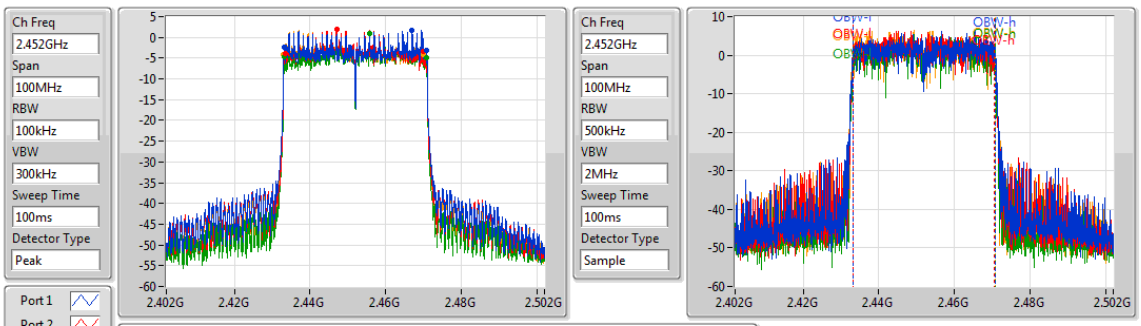

6dB(Hz)	Fl-6dB(Hz)	Fh-6dB(Hz)	OBW(Hz)	Fl-OBW(Hz)	Fh-OBW(Hz)	Limit(Hz)	Port
37.55M	2.4332G	2.47075G	37.681M	2.433159G	2.470841G	500k	1
36.7M	2.43335G	2.47005G	37.381M	2.433209G	2.470591G	500k	2
37.45M	2.43325G	2.4707G	37.381M	2.433309G	2.470691G	500k	3
37M	2.43305G	2.47005G	37.531M	2.433159G	2.470691G	500k	4

Summary

Mode	Max-N dB (Hz)	Max-OBW (Hz)	ITU-Code	Min-N dB (Hz)	Min-OBW (Hz)
2.4-2.4835GHz	-	-	-	-	-
802.11ax HEW20-BF_Nss1,(MCS0)_4TX	19.05M	18.991M	19M0D1D	18.675M	18.891M
802.11ax HEW40-BF_Nss1,(MCS0)_4TX	37.75M	37.681M	37M7D1D	35.5M	37.281M

Max-N dB = Maximum 6dB down bandwidth; **Max-OBW** = Maximum 99% occupied bandwidth;
Min-N dB = Minimum 6dB down bandwidth; **Min-OBW** = Minimum 99% occupied bandwidth;

Result

Mode	Result	Limit (Hz)	Port 1-N dB (Hz)	Port 1-OBW (Hz)	Port 2-N dB (Hz)	Port 2-OBW (Hz)	Port 3-N dB (Hz)	Port 3-OBW (Hz)	Port 4-N dB (Hz)	Port 4-OBW (Hz)
802.11ax HEW20-BF_Nss1,(MCS0)_4TX	-	-	-	-	-	-	-	-	-	-
2412MHz	Pass	500k	18.775M	18.891M	18.95M	18.941M	18.925M	18.966M	19.05M	18.941M
2437MHz	Pass	500k	18.975M	18.916M	18.975M	18.966M	18.95M	18.991M	18.875M	18.941M
2462MHz	Pass	500k	18.675M	18.966M	19.025M	18.966M	18.975M	18.941M	18.95M	18.941M
802.11ax HEW40-BF_Nss1,(MCS0)_4TX	-	-	-	-	-	-	-	-	-	-
2422MHz	Pass	500k	36.3M	37.281M	37.15M	37.681M	37.3M	37.581M	35.85M	37.431M
2437MHz	Pass	500k	36.55M	37.631M	36.7M	37.531M	37.6M	37.581M	35.5M	37.431M
2452MHz	Pass	500k	37.75M	37.681M	37.1M	37.431M	36.7M	37.381M	37M	37.531M

Port X-N dB = Port **X** 6dB down bandwidth; **Port X-OBW** = Port **X** 99% occupied bandwidth;

802.11ax HEW20-BF_Nss1,(MCS0)_4TX EBW

2412MHz

26/11/2018

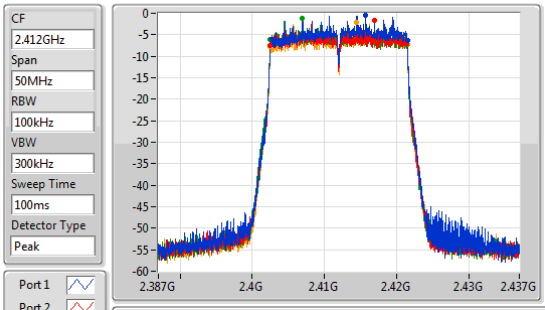

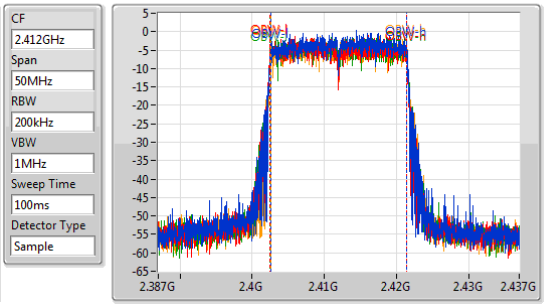

6dB(Hz)	Fl-6dB(Hz)	Fh-6dB(Hz)	OBW(Hz)	Fl-OBW(Hz)	Fh-OBW(Hz)	Limit(Hz)	Port
18.775M	2.402725G	2.4215G	18.891M	2.402555G	2.421445G	500k	1
18.95M	2.4025G	2.42145G	18.941M	2.40248G	2.42142G	500k	2
18.925M	2.402525G	2.42145G	18.966M	2.40248G	2.421445G	500k	3
19.05M	2.402475G	2.421525G	18.941M	2.40253G	2.42147G	500k	4

802.11ax HEW20-BF_Nss1,(MCS0)_4TX EBW

2437MHz

26/11/2018

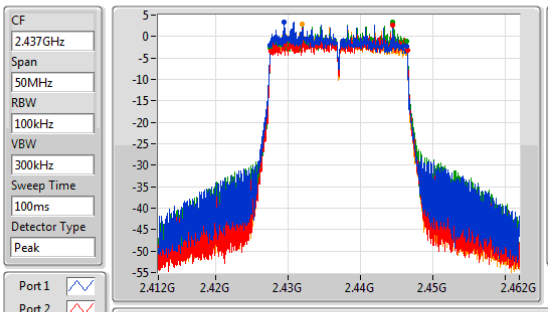

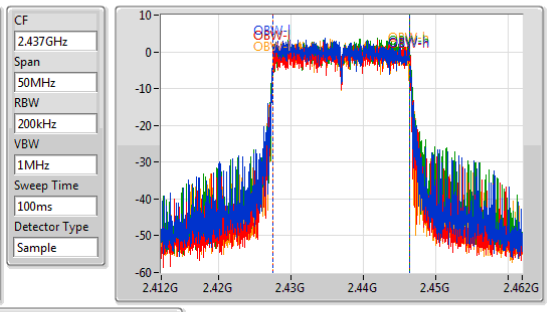

6dB(Hz)	Fl-6dB(Hz)	Fh-6dB(Hz)	OBW(Hz)	Fl-OBW(Hz)	Fh-OBW(Hz)	Limit(Hz)	Port
18.975M	2.42745G	2.446425G	18.916M	2.42748G	2.446395G	500k	1
18.975M	2.42755G	2.446525G	18.966M	2.42748G	2.446445G	500k	2
18.95M	2.4275G	2.44645G	18.991M	2.42748G	2.44647G	500k	3
18.875M	2.427525G	2.4464G	18.941M	2.42748G	2.44642G	500k	4

802.11ax HEW20-BF_Nss1,(MCS0)_4TX EBW

2462MHz

26/11/2018

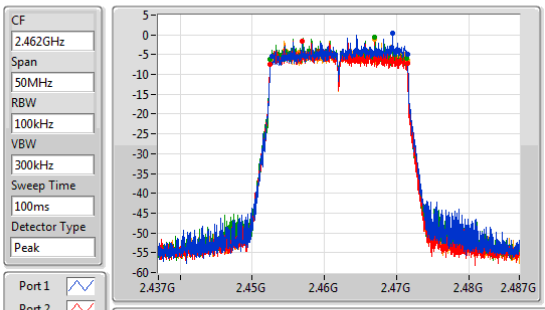

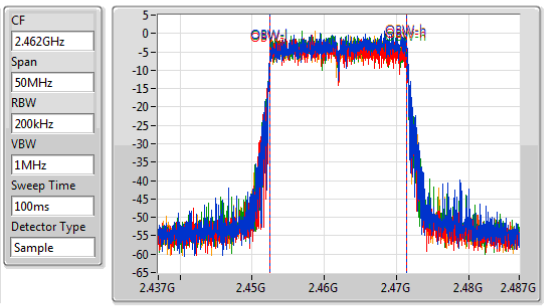

6dB(Hz)	Fl-6dB(Hz)	Fh-6dB(Hz)	OBW(Hz)	Fl-OBW(Hz)	Fh-OBW(Hz)	Limit(Hz)	Port
18.675M	2.4528G	2.471475G	18.966M	2.452505G	2.47147G	500k	1
19.025M	2.452475G	2.4715G	18.966M	2.452455G	2.47142G	500k	2
18.975M	2.452475G	2.47145G	18.941M	2.452505G	2.471445G	500k	3
18.95M	2.45255G	2.4715G	18.941M	2.452505G	2.471445G	500k	4

802.11ax HEW40-BF_Nss1,(MCS0)_4TX EBW

2422MHz

26/11/2018

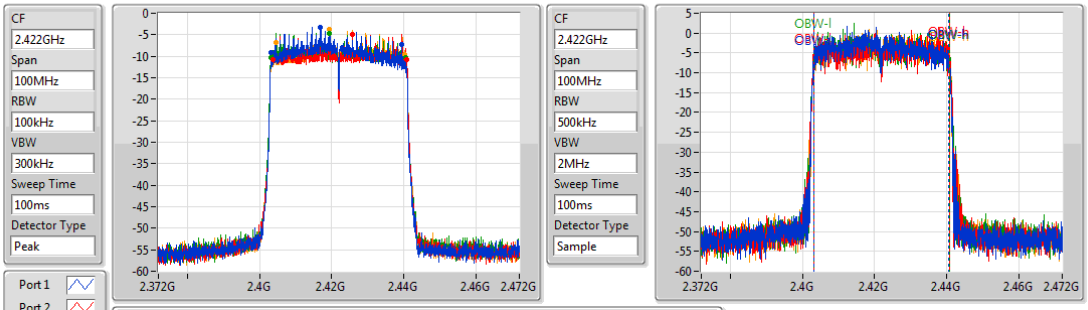

6dB(Hz)	Fl-6dB(Hz)	Fh-6dB(Hz)	OBW(Hz)	Fl-OBW(Hz)	Fh-OBW(Hz)	Limit(Hz)	Port
36.3M	2.4032G	2.4395G	37.281M	2.403259G	2.440541G	500k	1
37.15M	2.4037G	2.44085G	37.681M	2.403109G	2.440791G	500k	2
37.3M	2.40315G	2.44045G	37.581M	2.403209G	2.440791G	500k	3
35.85M	2.4045G	2.44035G	37.431M	2.403259G	2.440691G	500k	4

802.11ax HEW40-BF_Nss1,(MCS0)_4TX EBW

2437MHz

26/11/2018

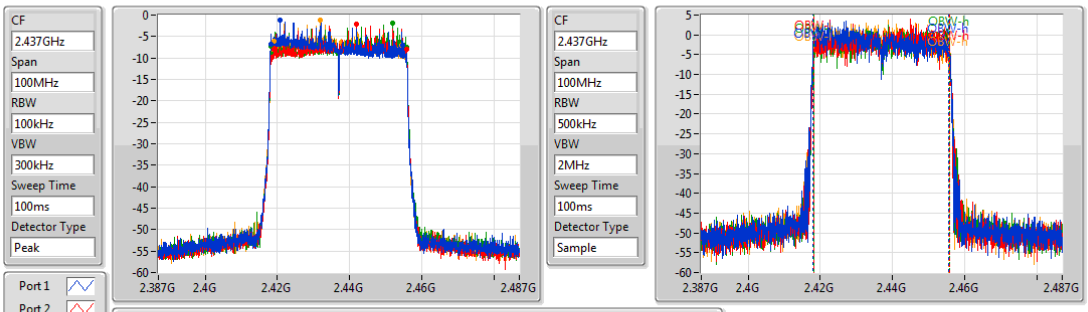

6dB(Hz)	Fl-6dB(Hz)	Fh-6dB(Hz)	OBW(Hz)	Fl-OBW(Hz)	Fh-OBW(Hz)	Limit(Hz)	Port
36.55M	2.41815G	2.4547G	37.631M	2.418009G	2.455641G	500k	1
36.7M	2.41905G	2.45575G	37.531M	2.418209G	2.455741G	500k	2
37.6M	2.4182G	2.4558G	37.581M	2.418209G	2.455791G	500k	3
35.5M	2.4189G	2.4544G	37.431M	2.418209G	2.455641G	500k	4

802.11ax HEW40-BF_Nss1,(MCS0)_4TX EBW

2452MHz

26/11/2018

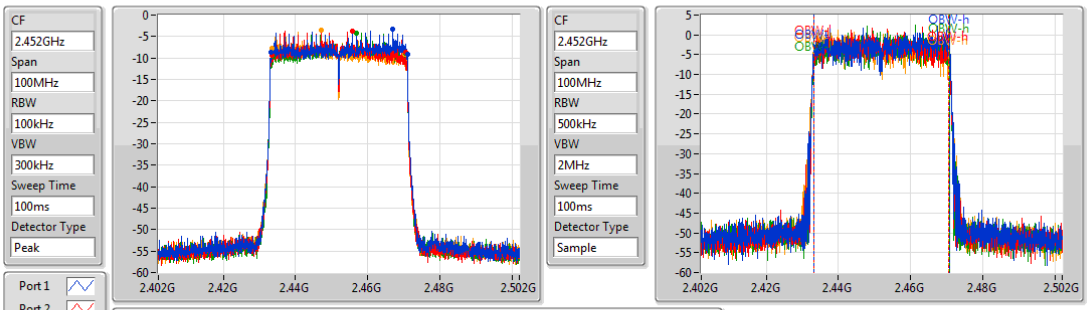

6dB(Hz)	Fl-6dB(Hz)	Fh-6dB(Hz)	OBW(Hz)	Fl-OBW(Hz)	Fh-OBW(Hz)	Limit(Hz)	Port
37.75M	2.4332G	2.47095G	37.681M	2.433159G	2.470841G	500k	1
37.1M	2.4334G	2.4705G	37.431M	2.433209G	2.470641G	500k	2
36.7M	2.43375G	2.47045G	37.381M	2.433309G	2.470691G	500k	3
37M	2.43335G	2.47035G	37.531M	2.433109G	2.470641G	500k	4

Summary

Mode	Max-N dB (Hz)	Max-OBW (Hz)	ITU-Code	Min-N dB (Hz)	Min-OBW (Hz)
2.4-2.4835GHz	-	-	-	-	-
802.11ax HEW20_Nss4,(MCS0)_4TX	18.925M	19.29M	19M3D1D	17.675M	18.941M
802.11ax HEW40_Nss4,(MCS0)_4TX	37.8M	37.731M	37M7D1D	35.2M	37.381M

Max-N dB = Maximum 6dB down bandwidth; **Max-OBW** = Maximum 99% occupied bandwidth;
Min-N dB = Minimum 6dB down bandwidth; **Min-OBW** = Minimum 99% occupied bandwidth;

Result

Mode	Result	Limit (Hz)	Port 1-N dB (Hz)	Port 1-OBW (Hz)	Port 2-N dB (Hz)	Port 2-OBW (Hz)	Port 3-N dB (Hz)	Port 3-OBW (Hz)	Port 4-N dB (Hz)	Port 4-OBW (Hz)
802.11ax HEW20_Nss4,(MCS0)_4TX	-	-	-	-	-	-	-	-	-	-
2412MHz	Pass	500k	17.675M	18.941M	18.55M	18.941M	18.65M	18.991M	18.9M	18.991M
2437MHz	Pass	500k	18.7M	19.115M	18.2M	19.065M	18.5M	19.19M	17.85M	19.29M
2462MHz	Pass	500k	18.15M	18.966M	18.7M	19.015M	18.675M	18.991M	18.925M	18.991M
802.11ax HEW40_Nss4,(MCS0)_4TX	-	-	-	-	-	-	-	-	-	-
2422MHz	Pass	500k	35.35M	37.381M	36.2M	37.631M	37.5M	37.481M	36.25M	37.631M
2437MHz	Pass	500k	36.4M	37.631M	36M	37.531M	37.55M	37.581M	35.2M	37.381M
2452MHz	Pass	500k	37.8M	37.731M	35.9M	37.431M	37.4M	37.381M	36.25M	37.581M

Port X-N dB = Port **X** 6dB down bandwidth; **Port X-OBW** = Port **X** 99% occupied bandwidth;

802.11ax HEW20_Nss4,(MCS0)_4TX EBW

2412MHz

29/10/2018

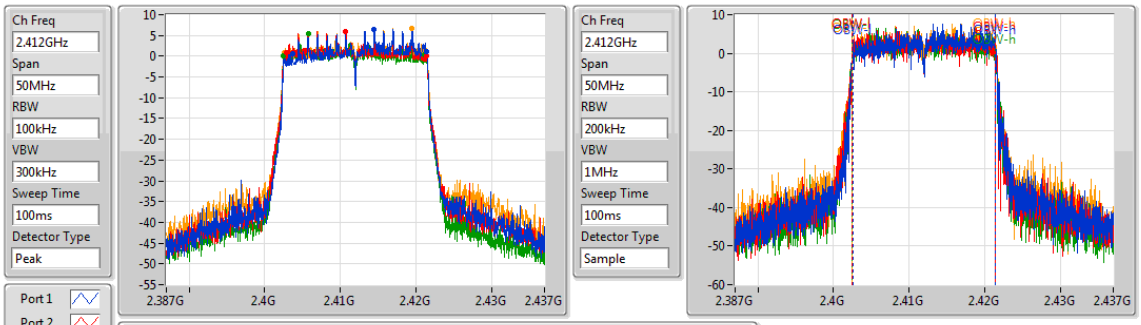

6dB(Hz)	Fl-6dB(Hz)	Fh-6dB(Hz)	OBW(Hz)	Fl-OBW(Hz)	Fh-OBW(Hz)	Limit(Hz)	Port
17.675M	2.403675G	2.42135G	18.941M	2.40253G	2.42147G	500k	1
18.55M	2.402825G	2.421375G	18.941M	2.402505G	2.421445G	500k	2
18.65M	2.4025G	2.42115G	18.991M	2.40248G	2.42147G	500k	3
18.9M	2.40255G	2.42145G	18.991M	2.40248G	2.42147G	500k	4

802.11ax HEW20_Nss4,(MCS0)_4TX EBW

2437MHz

29/10/2018

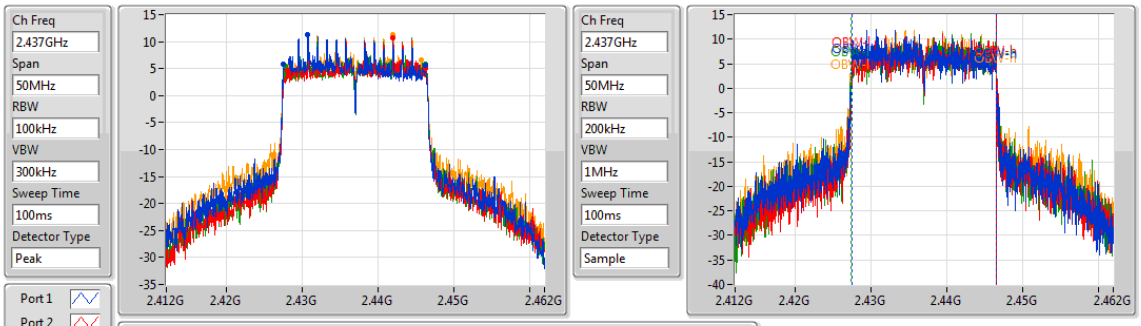

6dB(Hz)	Fl-6dB(Hz)	Fh-6dB(Hz)	OBW(Hz)	Fl-OBW(Hz)	Fh-OBW(Hz)	Limit(Hz)	Port
18.7M	2.427525G	2.446225G	19.115M	2.427405G	2.44652G	500k	1
18.2M	2.428G	2.4462G	19.065M	2.42748G	2.446545G	500k	2
18.5M	2.4277G	2.4462G	19.19M	2.42738G	2.44657G	500k	3
17.85M	2.42785G	2.4457G	19.29M	2.42728G	2.44657G	500k	4

802.11ax HEW20_Nss4,(MCS0)_4TX EBW

2462MHz

29/10/2018

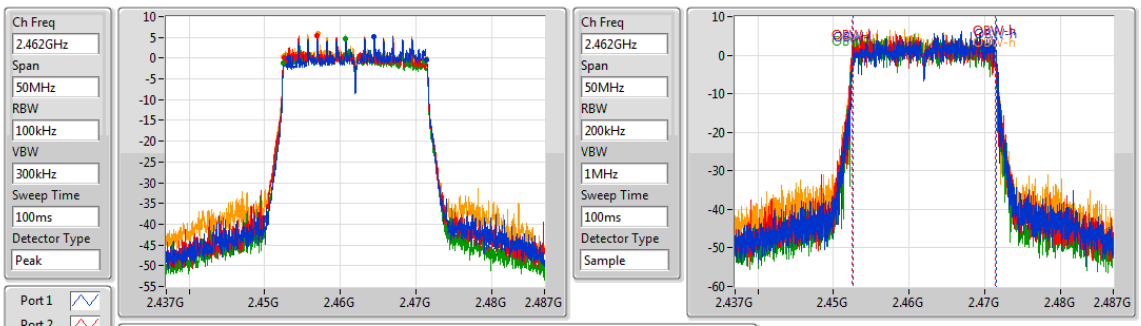

6dB(Hz)	Fl-6dB(Hz)	Fh-6dB(Hz)	OBW(Hz)	Fl-OBW(Hz)	Fh-OBW(Hz)	Limit(Hz)	Port
18.15M	2.453225G	2.471375G	18.966M	2.45253G	2.471495G	500k	1
18.7M	2.45265G	2.47135G	19.015M	2.452455G	2.47147G	500k	2
18.675M	2.4525G	2.471175G	18.991M	2.452455G	2.471445G	500k	3
18.925M	2.4525G	2.471425G	18.991M	2.45243G	2.47142G	500k	4

802.11ax HEW40_Nss4,(MCS0)_4TX EBW

2422MHz

29/10/2018

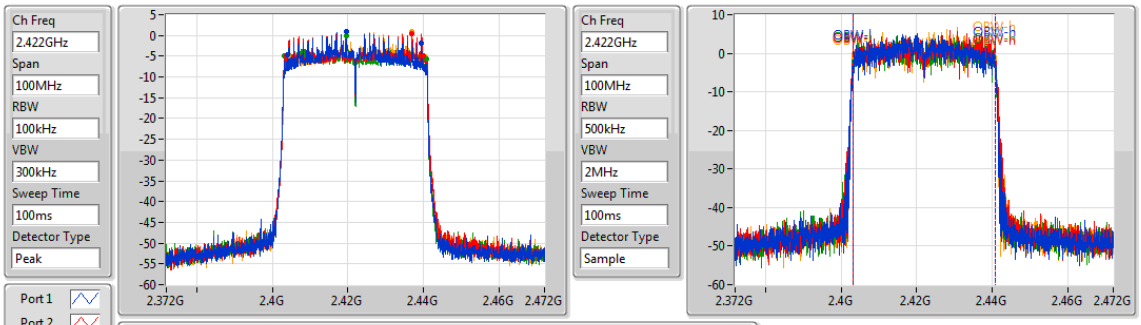

6dB(Hz)	Fl-6dB(Hz)	Fh-6dB(Hz)	OBW(Hz)	Fl-OBW(Hz)	Fh-OBW(Hz)	Limit(Hz)	Port
35.35M	2.40415G	2.4395G	37.381M	2.403309G	2.440691G	500k	1
36.2M	2.40365G	2.43985G	37.631M	2.403209G	2.440841G	500k	2
37.5M	2.4032G	2.4407G	37.481M	2.403209G	2.440691G	500k	3
36.25M	2.4044G	2.44065G	37.631M	2.403209G	2.440841G	500k	4

802.11ax HEW40_Nss4,(MCS0)_4TX EBW

2437MHz

29/10/2018

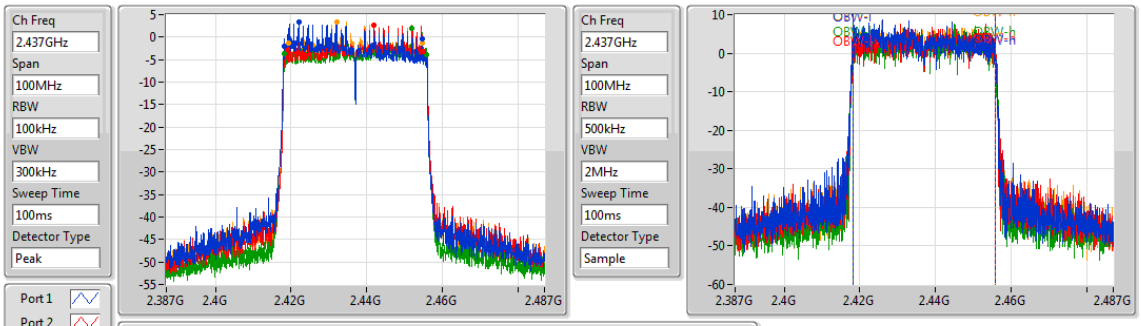

6dB(Hz)	Fl-6dB(Hz)	Fh-6dB(Hz)	OBW(Hz)	Fl-OBW(Hz)	Fh-OBW(Hz)	Limit(Hz)	Port
36.4M	2.41815G	2.45455G	37.631M	2.418059G	2.455691G	500k	1
36M	2.419G	2.455G	37.531M	2.418259G	2.455791G	500k	2
37.55M	2.4182G	2.45575G	37.581M	2.418209G	2.455791G	500k	3
35.2M	2.4194G	2.4546G	37.381M	2.418309G	2.455691G	500k	4

802.11ax HEW40_Nss4,(MCS0)_4TX EBW

2452MHz

29/10/2018

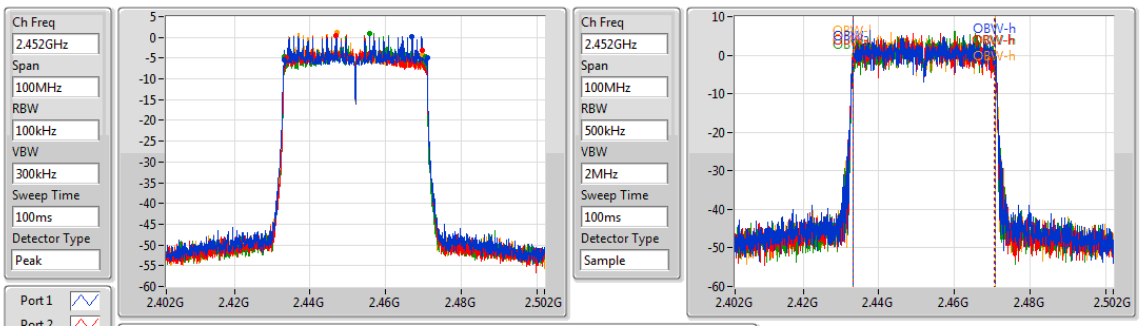

6dB(Hz)	Fl-6dB(Hz)	Fh-6dB(Hz)	OBW(Hz)	Fl-OBW(Hz)	Fh-OBW(Hz)	Limit(Hz)	Port
37.8M	2.43315G	2.47095G	37.731M	2.433159G	2.470891G	500k	1
35.9M	2.43365G	2.46955G	37.431M	2.433159G	2.470591G	500k	2
37.4M	2.43325G	2.47065G	37.381M	2.433309G	2.470691G	500k	3
36.25M	2.43335G	2.4696G	37.581M	2.433109G	2.470691G	500k	4

Summary

Mode	Total Power (dBm)	Total Power (W)
2.4-2.4835GHz	-	-
802.11b_Nss1,(1Mbps)_1TX	24.94	0.31189
802.11g_Nss1,(6Mbps)_1TX	23.53	0.22542

Result

Mode	Result	DG (dBi)	Port 1 (dBm)	Total Power (dBm)	Power Limit (dBm)	Conducted setting
802.11b_Nss1,(1Mbps)_1TX	-	-	-	-	-	-
2412MHz	Pass	3.86	23.27	23.27	30.00	22.5
2417MHz	Pass	3.86	24.16	24.16	30.00	23.25
2422MHz	Pass	3.86	24.36	24.36	30.00	23.5
2427MHz	Pass	3.86	24.53	24.53	30.00	23.5
2432MHz	Pass	3.86	24.54	24.54	30.00	23.5
2437MHz	Pass	3.86	24.94	24.94	30.00	23.75
2442MHz	Pass	3.86	24.42	24.42	30.00	23.5
2447MHz	Pass	3.86	23.87	23.87	30.00	23
2452MHz	Pass	3.86	23.17	23.17	30.00	22.25
2457MHz	Pass	3.86	22.57	22.57	30.00	21.75
2462MHz	Pass	3.86	22.07	22.07	30.00	21
802.11g_Nss1,(6Mbps)_1TX	-	-	-	-	-	
2412MHz	Pass	3.86	18.56	18.56	30.00	17.75
2417MHz	Pass	3.86	20.29	20.29	30.00	19.75
2422MHz	Pass	3.86	21.71	21.71	30.00	21
2427MHz	Pass	3.86	22.09	22.09	30.00	21.5
2432MHz	Pass	3.86	22.55	22.55	30.00	22
2437MHz	Pass	3.86	23.53	23.53	30.00	23
2442MHz	Pass	3.86	22.98	22.98	30.00	22.25
2447MHz	Pass	3.86	21.66	21.66	30.00	20.75
2452MHz	Pass	3.86	20.49	20.49	30.00	19.75
2457MHz	Pass	3.86	19.61	19.61	30.00	19
2462MHz	Pass	3.86	17.55	17.55	30.00	16.75

DG = Directional Gain; **Port X** = Port X output power
Note : Conducted average output power is for reference only
Note : Conducted setting = Pass conducted setting division 4.

Summary

Mode	Total Power (dBm)	Total Power (W)
2.4-2.4835GHz	-	-
802.11ax HEW20_Nss1,(MCS0)_1TX	21.73	0.14894
802.11ax HEW40_Nss1,(MCS0)_1TX	18.13	0.06501

Result

Mode	Result	DG (dBi)	Port 1 (dBm)	Total Power (dBm)	Power Limit (dBm)	Conducted setting
802.11ax HEW20_Nss1,(MCS0)_1TX	-	-	-	-	-	-
2412MHz	Pass	3.86	18.25	18.25	30.00	17.25
2417MHz	Pass	3.86	19.84	19.84	30.00	18.75
2422MHz	Pass	3.86	20.52	20.52	30.00	19.5
2427MHz	Pass	3.86	21.37	21.37	30.00	20.5
2432MHz	Pass	3.86	21.60	21.60	30.00	20.75
2437MHz	Pass	3.86	21.73	21.73	30.00	21
2442MHz	Pass	3.86	21.33	21.33	30.00	20.5
2447MHz	Pass	3.86	20.71	20.71	30.00	20
2452MHz	Pass	3.86	18.54	18.54	30.00	17.75
2457MHz	Pass	3.86	18.01	18.01	30.00	17
2462MHz	Pass	3.86	14.82	14.82	30.00	13.5
802.11ax HEW40_Nss1,(MCS0)_1TX	-	-	-	-	-	
2422MHz	Pass	3.86	17.27	17.27	30.00	16.25
2427MHz	Pass	3.86	17.18	17.18	30.00	16
2432MHz	Pass	3.86	17.29	17.29	30.00	16.25
2437MHz	Pass	3.86	18.13	18.13	30.00	17
2442MHz	Pass	3.86	17.35	17.35	30.00	16.25
2447MHz	Pass	3.86	16.85	16.85	30.00	15.75
2452MHz	Pass	3.86	16.28	16.28	30.00	15

DG = Directional Gain; **Port X** = Port X output power
Note : Conducted average output power is for reference only
Note : Conducted setting = Pass conducted setting division 4.

Summary

Mode	Total Power (dBm)	Total Power (W)
2.4-2.4835GHz	-	-
802.11ax HEW20_Nss2,(MCS0)_2TX	24.71	0.29580
802.11ax HEW40_Nss2,(MCS0)_2TX	21.15	0.13032

Result

Mode	Result	DG (dBi)	Port 1 (dBm)	Port 2 (dBm)	Total Power (dBm)	Power Limit (dBm)	Conducted setting
802.11ax HEW20_Nss2,(MCS0)_2TX	-	-	-	-	-	-	-
2412MHz	Pass	3.92	17.75	17.17	20.48	30.00	16.5
2417MHz	Pass	3.92	18.54	18.33	21.45	30.00	17.25
2422MHz	Pass	3.92	19.79	19.61	22.71	30.00	18.5
2427MHz	Pass	3.92	21.05	20.72	23.90	30.00	19.75
2432MHz	Pass	3.92	21.80	21.45	24.64	30.00	20.5
2437MHz	Pass	3.92	21.81	21.59	24.71	30.00	21
2442MHz	Pass	3.92	21.86	21.47	24.68	30.00	20.5
2447MHz	Pass	3.92	20.42	20.06	23.25	30.00	19.25
2452MHz	Pass	3.92	19.38	18.98	22.19	30.00	18.25
2457MHz	Pass	3.92	18.33	17.88	21.12	30.00	17
2462MHz	Pass	3.92	16.65	16.49	19.58	30.00	15.5
802.11ax HEW40_Nss2,(MCS0)_2TX	-	-	-	-	-	-	
2422MHz	Pass	3.92	17.38	17.61	20.51	30.00	16
2427MHz	Pass	3.92	17.64	17.50	20.58	30.00	16.25
2432MHz	Pass	3.92	17.88	17.65	20.78	30.00	16.5
2437MHz	Pass	3.92	18.18	18.09	21.15	30.00	16.75
2442MHz	Pass	3.92	17.50	17.69	20.61	30.00	16.25
2447MHz	Pass	3.92	17.16	17.39	20.29	30.00	15.75
2452MHz	Pass	3.92	16.58	16.75	19.68	30.00	15.25

DG = Directional Gain; **Port X** = Port X output power
Note : Conducted average output power is for reference only
Note : Conducted setting = Pass conducted setting division 4.

Summary

Mode	Total Power (dBm)	Total Power (W)
2.4-2.4835GHz	-	-
802.11b_Nss1,(1Mbps)_4TX	29.59	0.90991
802.11g_Nss1,(6Mbps)_4TX	26.83	0.48195

Result

Mode	Result	DG (dBi)	Port 1 (dBm)	Port 2 (dBm)	Port 3 (dBm)	Port 4 (dBm)	Total Power (dBm)	Power Limit (dBm)	Conducted setting
802.11b_Nss1,(1Mbps)_4TX	-	-	-	-	-	-	-	-	-
2412MHz	Pass	3.97	22.11	22.17	22.13	22.83	28.34	30.00	22
2417MHz	Pass	3.97	22.66	22.37	22.44	23.21	28.70	30.00	22.5
2422MHz	Pass	3.97	22.99	22.69	22.84	23.38	29.00	30.00	22.75
2427MHz	Pass	3.97	23.21	22.89	23.04	23.66	29.23	30.00	23
2432MHz	Pass	3.97	23.37	23.11	23.46	24.10	29.55	30.00	23.25
2437MHz	Pass	3.97	23.54	23.21	23.30	24.16	29.59	30.00	23.25
2442MHz	Pass	3.97	23.57	23.04	23.09	23.77	29.40	30.00	23
2447MHz	Pass	3.97	23.63	23.04	23.08	23.70	29.39	30.00	23
2452MHz	Pass	3.97	21.54	21.75	21.90	22.17	27.87	30.00	21.75
2457MHz	Pass	3.97	21.90	21.60	21.70	22.30	27.90	30.00	21.25
2462MHz	Pass	3.97	21.28	21.09	21.10	21.86	27.36	30.00	20.75
802.11g_Nss1,(6Mbps)_4TX	-	-	-	-	-	-	-	-	
2412MHz	Pass	3.97	16.97	16.66	16.63	17.55	22.99	30.00	16.75
2417MHz	Pass	3.97	17.86	17.76	17.83	18.64	24.06	30.00	17.75
2422MHz	Pass	3.97	18.59	18.36	18.42	19.15	24.66	30.00	18.25
2427MHz	Pass	3.97	19.75	19.43	19.53	20.13	25.74	30.00	19.25
2432MHz	Pass	3.97	20.77	20.34	20.24	21.17	26.67	30.00	20.25
2437MHz	Pass	3.97	20.70	20.60	20.52	21.35	26.83	30.00	20.5
2442MHz	Pass	3.97	20.53	20.65	20.88	20.56	26.68	30.00	20.25
2447MHz	Pass	3.97	19.60	19.55	19.36	20.42	25.77	30.00	19.5
2452MHz	Pass	3.97	18.75	18.34	18.53	19.39	24.79	30.00	18
2457MHz	Pass	3.97	17.77	17.64	17.38	18.31	23.81	30.00	17
2462MHz	Pass	3.97	15.73	15.55	15.74	16.48	21.91	30.00	15.75

DG = Directional Gain; **Port X** = Port X output power
Note : Conducted average output power is for reference only
Note : Conducted setting = Pass conducted setting division 4.

Summary

Mode	Total Power (dBm)	Total Power (W)
2.4-2.4835GHz	-	-
802.11ax HEW20_Nss1,(MCS0)_4TX	27.39	0.54828
802.11ax HEW40_Nss1,(MCS0)_4TX	22.33	0.17100

Result

Mode	Result	DG (dBi)	Port 1 (dBm)	Port 2 (dBm)	Port 3 (dBm)	Port 4 (dBm)	Total Power (dBm)	Power Limit (dBm)	Conducted setting
802.11ax HEW20_Nss1,(MCS0)_4TX	-	-	-	-	-	-	-	-	
2412MHz	Pass	3.97	15.50	14.98	14.97	15.84	21.36	30.00	14.25
2417MHz	Pass	3.97	17.51	17.30	17.15	18.17	23.57	30.00	16.5
2422MHz	Pass	3.97	18.42	18.10	18.15	18.87	24.42	30.00	17.25
2427MHz	Pass	3.97	20.07	19.70	19.53	20.41	25.96	30.00	19
2432MHz	Pass	3.97	20.84	20.57	20.61	21.32	26.87	30.00	19.75
2437MHz	Pass	3.97	21.34	21.07	21.13	21.88	27.39	30.00	20.5
2442MHz	Pass	3.97	19.57	19.22	19.25	20.17	25.59	30.00	18.5
2447MHz	Pass	3.97	18.13	17.84	17.93	18.62	24.16	30.00	17
2452MHz	Pass	3.97	17.09	16.70	16.45	17.67	23.02	30.00	16
2457MHz	Pass	3.97	15.22	14.77	15.09	15.97	21.31	30.00	14.25
2462MHz	Pass	3.97	13.33	13.38	13.01	14.05	19.48	30.00	12.5
802.11ax HEW40_Nss1,(MCS0)_4TX	-	-	-	-	-	-	-	-	
2422MHz	Pass	3.97	14.49	14.39	13.95	14.99	20.49	30.00	14.25
2427MHz	Pass	3.97	15.30	15.02	14.87	15.66	21.24	30.00	15
2432MHz	Pass	3.97	15.21	15.55	14.99	16.10	21.50	30.00	15.25
2437MHz	Pass	3.97	16.14	16.36	16.00	16.72	22.33	30.00	15.75
2442MHz	Pass	3.97	15.85	15.78	15.36	16.13	21.81	30.00	15.25
2447MHz	Pass	3.97	14.49	14.54	13.94	15.08	20.55	30.00	14.25
2452MHz	Pass	3.97	14.26	14.26	13.36	14.15	20.04	30.00	13.75

DG = Directional Gain; **Port X** = Port X output power
Note : Conducted average output power is for reference only
Note : Conducted setting = Pass conducted setting division 4.

Summary

Mode	Total Power (dBm)	Total Power (W)
2.4-2.4835GHz	-	-
802.11ax HEW20-BF_Nss1,(MCS0)_4TX	20.59	0.11455
802.11ax HEW40-BF_Nss1,(MCS0)_4TX	18.20	0.06607

Result

Mode	Result	DG (dBi)	Port 1 (dBm)	Port 2 (dBm)	Port 3 (dBm)	Port 4 (dBm)	Total Power (dBm)	Power Limit (dBm)	Conducted setting
802.11ax HEW20-BF_Nss1,(MCS0)_4TX	-	-	-	-	-	-	-	-	
2412MHz	Pass	9.94	10.59	10.37	10.31	10.17	16.38	26.06	10
2417MHz	Pass	9.94	12.03	12.05	12.14	11.80	18.03	26.06	11.75
2422MHz	Pass	9.94	14.15	13.98	14.10	13.92	20.06	26.06	13.75
2427MHz	Pass	9.94	14.68	14.35	14.59	14.48	20.55	26.06	14.25
2437MHz	Pass	9.94	14.50	14.40	14.91	14.44	20.59	26.06	14.25
2442MHz	Pass	9.94	14.61	14.42	14.67	14.27	20.52	26.06	14.25
2447MHz	Pass	9.94	13.87	13.64	13.48	13.78	19.72	26.06	13.5
2452MHz	Pass	9.94	13.62	13.31	13.67	13.42	19.53	26.06	13.25
2457MHz	Pass	9.94	12.36	12.34	12.49	12.29	18.39	26.06	12
2462MHz	Pass	9.94	11.21	10.93	10.97	11.02	17.05	26.06	10.5
802.11ax HEW40-BF_Nss1,(MCS0)_4TX	-	-	-	-	-	-	-	-	
2422MHz	Pass	9.94	10.02	9.68	10.06	9.76	15.90	26.06	10
2427MHz	Pass	9.94	11.58	11.24	11.67	11.35	17.48	26.06	11.5
2432MHz	Pass	9.94	12.43	12.08	12.26	11.82	18.17	26.06	12.25
2437MHz	Pass	9.94	12.41	12.11	12.20	11.98	18.20	26.06	12.25
2442MHz	Pass	9.94	12.07	11.63	12.11	11.87	17.94	26.06	12
2447MHz	Pass	9.94	11.91	10.95	11.59	11.15	17.44	26.06	11.5
2452MHz	Pass	9.94	10.82	10.42	10.44	10.31	16.52	26.06	10.5

DG = Directional Gain; **Port X** = Port X output power
Note : Conducted setting = Pass conducted setting division 4.

Summary

Mode	Total Power (dBm)	Total Power (W)
2.4-2.4835GHz	-	-
802.11ax HEW20_Nss4,(MCS0)_4TX	26.91	0.49091
802.11ax HEW40_Nss4,(MCS0)_4TX	22.22	0.16672

Result

Mode	Result	DG (dBi)	Port 1 (dBm)	Port 2 (dBm)	Port 3 (dBm)	Port 4 (dBm)	Total Power (dBm)	Power Limit (dBm)	Conducted setting
802.11ax HEW20_Nss4,(MCS0)_4TX	-	-	-	-	-	-	-	-	
2412MHz	Pass	3.92	16.37	16.30	16.01	17.04	22.47	30.00	16
2417MHz	Pass	3.92	17.58	16.94	17.35	17.92	23.48	30.00	17
2422MHz	Pass	3.92	18.22	18.26	17.99	19.09	24.43	30.00	18
2427MHz	Pass	3.92	19.33	19.19	19.37	19.99	25.50	30.00	19
2432MHz	Pass	3.92	19.88	19.52	19.55	20.43	25.88	30.00	19.5
2437MHz	Pass	3.92	20.96	20.65	20.64	21.27	26.91	30.00	20.25
2442MHz	Pass	3.92	20.66	20.36	20.49	21.18	26.70	30.00	19.5
2447MHz	Pass	3.92	20.21	19.70	19.80	20.61	26.12	30.00	19
2452MHz	Pass	3.92	18.40	18.47	18.46	19.14	24.65	30.00	17.5
2457MHz	Pass	3.92	17.12	16.76	17.16	18.08	23.33	30.00	16.25
2462MHz	Pass	3.92	15.59	15.87	15.41	16.37	21.85	30.00	15.25
802.11ax HEW40_Nss4,(MCS0)_4TX	-	-	-	-	-	-	-	-	
2422MHz	Pass	3.92	13.78	14.36	13.85	14.41	20.13	30.00	12.75
2427MHz	Pass	3.92	14.75	14.91	14.84	14.94	20.88	30.00	13.5
2432MHz	Pass	3.92	16.06	16.00	15.57	16.32	22.02	30.00	14.75
2437MHz	Pass	3.92	16.35	16.23	15.54	16.60	22.22	30.00	15
2442MHz	Pass	3.92	15.64	15.50	15.37	16.29	21.74	30.00	14.5
2447MHz	Pass	3.92	14.41	14.72	14.33	14.71	20.57	30.00	13
2452MHz	Pass	3.92	14.08	14.09	14.31	14.34	20.23	30.00	12.75

DG = Directional Gain; **Port X** = Port X output power
Note : Conducted average output power is for reference only
Note : Conducted setting = Pass conducted setting division 4.

Summary

Mode	PD (dBm/RBW)
2.4-2.4835GHz	-
802.11b_Nss1,(1Mbps)_1TX	3.47
802.11g_Nss1,(6Mbps)_1TX	0.03

RBW=3kHz.

Result

Mode	Result	DG (dBi)	Port 1 (dBm/RBW)	PD (dBm/RBW)	PD Limit (dBm/RBW)
802.11b_Nss1,(1Mbps)_1TX	-	-	-	-	-
2412MHz	Pass	3.86	3.47	3.47	8.00
2437MHz	Pass	3.86	3.10	3.10	8.00
2462MHz	Pass	3.86	0.62	0.62	8.00
802.11g_Nss1,(6Mbps)_1TX	-	-	-	-	-
2412MHz	Pass	3.86	-5.86	-5.86	8.00
2437MHz	Pass	3.86	0.03	0.03	8.00
2462MHz	Pass	3.86	-7.13	-7.13	8.00

DG = Directional Gain; RBW=3kHz;
PD = trace bin-by-bin of each transmits port summing can be performed maximum power density; **Port X** = Port Xpower density;

802.11b_Nss1,(1Mbps)_1TX PSD

2412MHz

29/10/2018

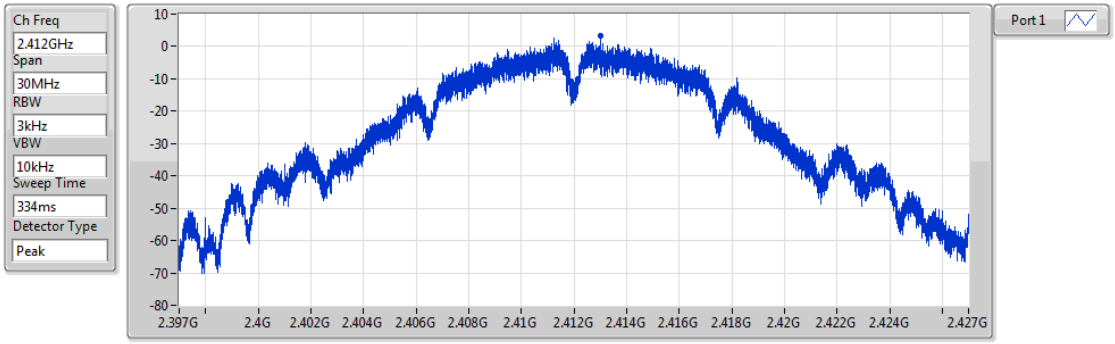

Sum	PD	Port 1
(dBm/RBW)	(dBm/RBW)	(dBm/RBW)
3.47	3.47	3.47

802.11b_Nss1,(1Mbps)_1TX PSD

2437MHz

29/10/2018

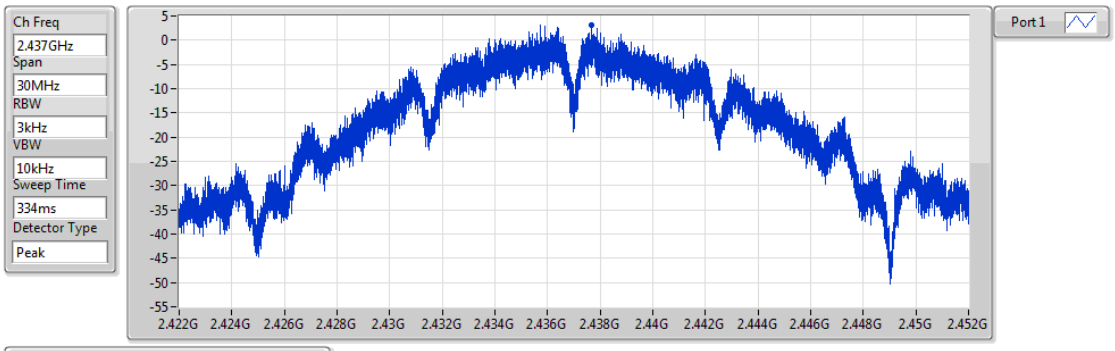

Sum	PD	Port 1
(dBm/RBW)	(dBm/RBW)	(dBm/RBW)
3.10	3.10	3.10

802.11b_Nss1,(1Mbps)_1TX PSD

2462MHz

29/10/2018

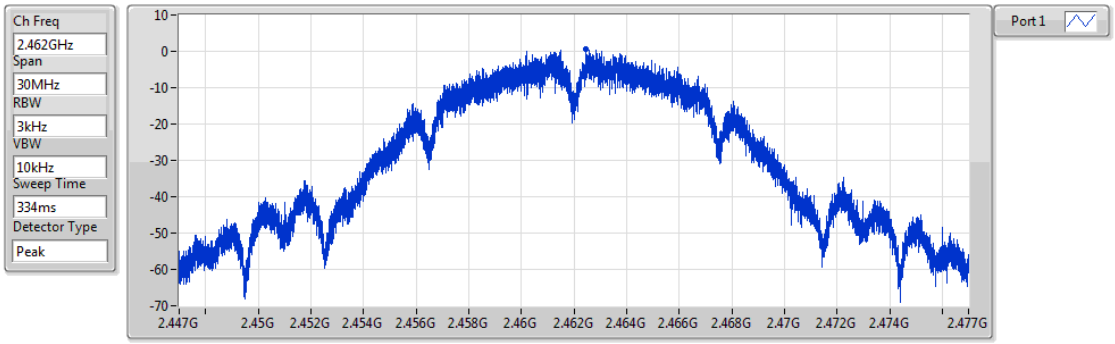

Sum	PD	Port 1
(dBm/RBW)	(dBm/RBW)	(dBm/RBW)
0.62	0.62	0.62

802.11g_Nss1,(6Mbps)_1TX **PSD**

2412MHz

14/11/2018

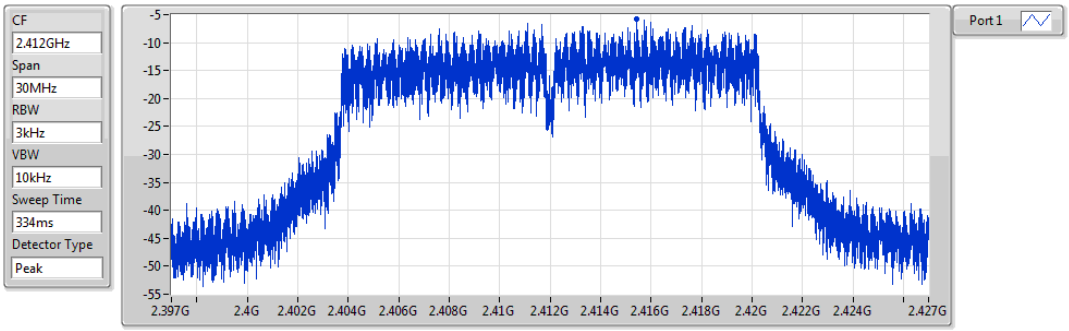

Sum	PD	Port 1
(dBm/RBW)	(dBm/RBW)	(dBm/RBW)
-5.86	-5.86	-5.86

802.11g_Nss1,(6Mbps)_1TX **PSD**

2437MHz

14/11/2018

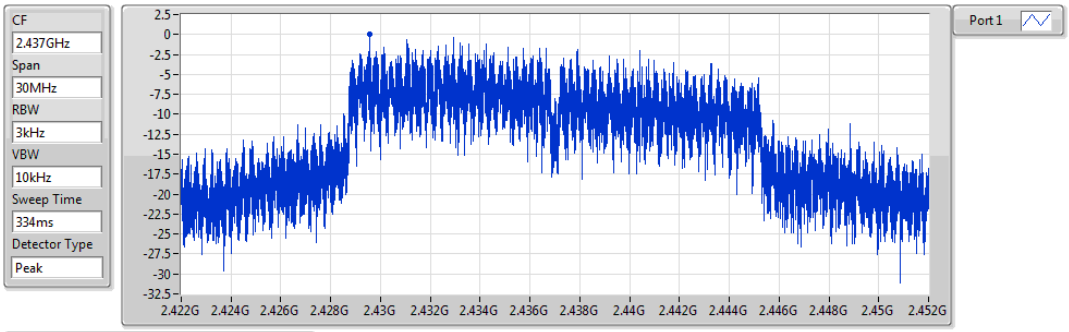

Sum	PD	Port 1
(dBm/RBW)	(dBm/RBW)	(dBm/RBW)
0.03	0.03	0.03

802.11g_Nss1,(6Mbps)_1TX **PSD**

2462MHz

14/11/2018

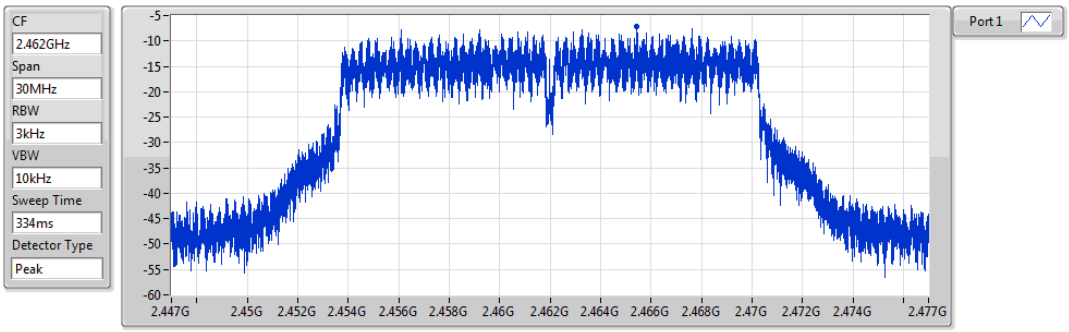

Sum	PD	Port 1
(dBm/RBW)	(dBm/RBW)	(dBm/RBW)
-7.13	-7.13	-7.13

Summary

Mode	PD (dBm/RBW)
2.4-2.4835GHz	-
802.11ax HEW20_Nss1,(MCS0)_1TX	-1.55
802.11ax HEW40_Nss1,(MCS0)_1TX	-9.56

RBW=3kHz.

Result

Mode	Result	DG (dBi)	Port 1 (dBm/RBW)	PD (dBm/RBW)	PD Limit (dBm/RBW)
802.11ax HEW20_Nss1,(MCS0)_1TX	-	-	-	-	-
2412MHz	Pass	3.86	-6.56	-6.56	8.00
2437MHz	Pass	3.86	-1.55	-1.55	8.00
2462MHz	Pass	3.86	-9.88	-9.88	8.00
802.11ax HEW40_Nss1,(MCS0)_1TX	-	-	-	-	-
2422MHz	Pass	3.86	-9.62	-9.62	8.00
2437MHz	Pass	3.86	-9.56	-9.56	8.00
2452MHz	Pass	3.86	-12.01	-12.01	8.00

DG = Directional Gain; RBW=3kHz;
PD = trace bin-by-bin of each transmits port summing can be performed maximum power density; **Port X** = Port Xpower density;

802.11ax HEW20_Nss1,(MCS0)_1TX PSD

2412MHz

29/10/2018

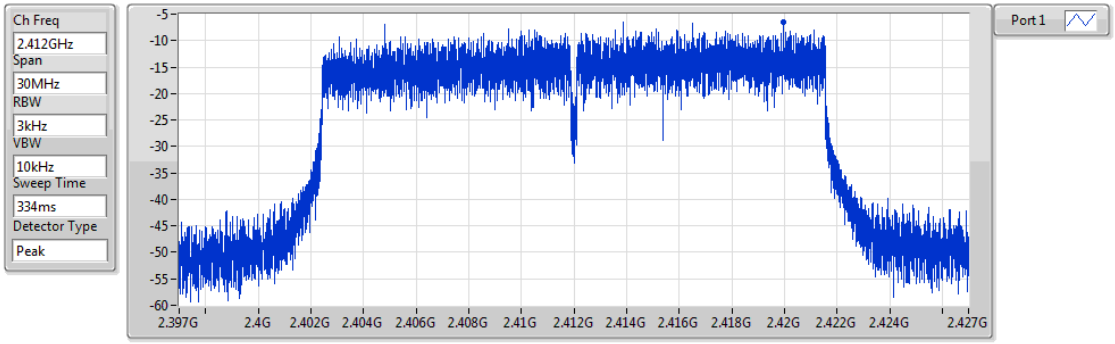

Sum	PD	Port 1
(dBm/RBW)	(dBm/RBW)	(dBm/RBW)
-6.56	-6.56	-6.56

802.11ax HEW20_Nss1,(MCS0)_1TX PSD

2437MHz

29/10/2018

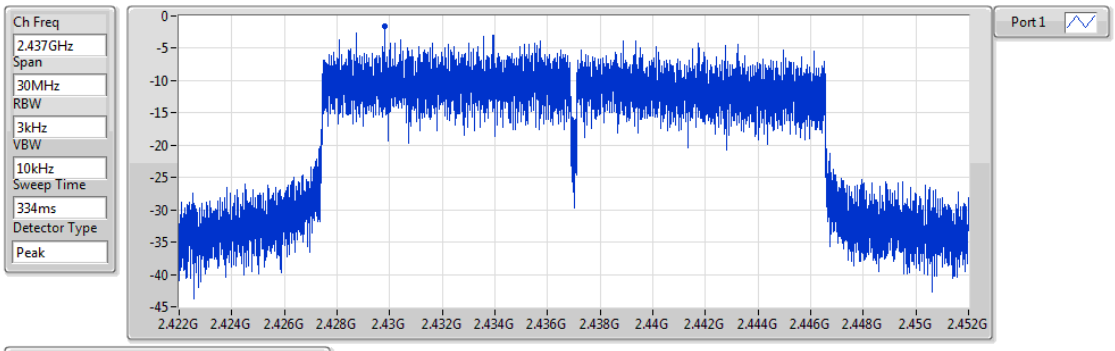

Sum	PD	Port 1
(dBm/RBW)	(dBm/RBW)	(dBm/RBW)
-1.55	-1.55	-1.55

802.11ax HEW20_Nss1,(MCS0)_1TX PSD

2462MHz

29/10/2018

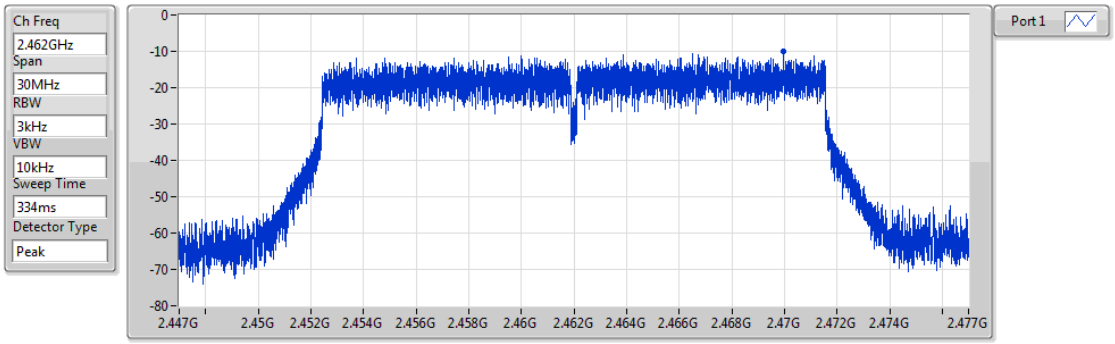

Sum	PD	Port 1
(dBm/RBW)	(dBm/RBW)	(dBm/RBW)
-9.88	-9.88	-9.88

802.11ax HEW40_Nss1,(MCS0)_1TX PSD

2422MHz

29/10/2018

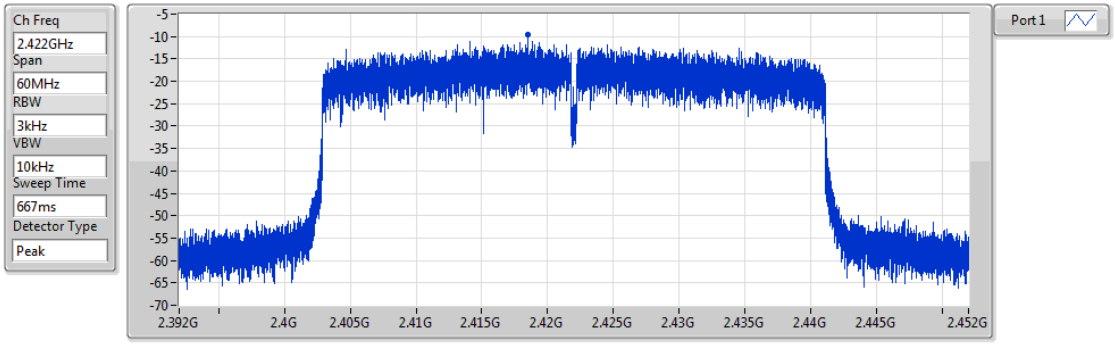

Sum	PD	Port 1
(dBm/RBW)	(dBm/RBW)	(dBm/RBW)
-9.62	-9.62	-9.62

802.11ax HEW40_Nss1,(MCS0)_1TX PSD

2437MHz

29/10/2018

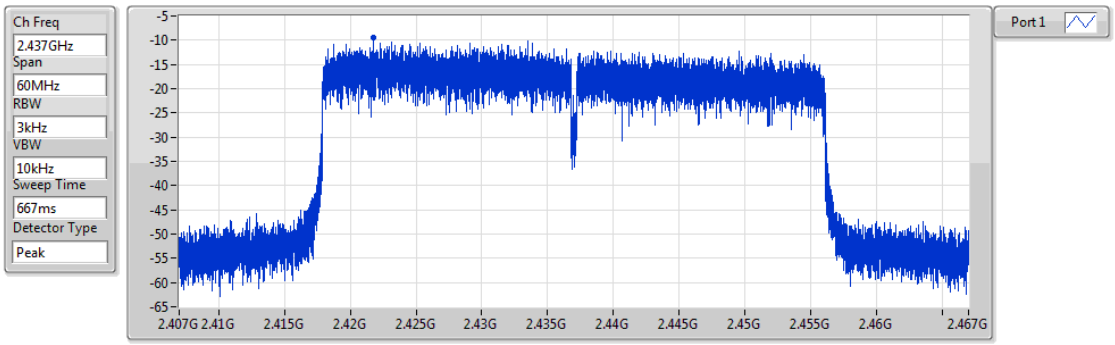

Sum	PD	Port 1
(dBm/RBW)	(dBm/RBW)	(dBm/RBW)
-9.56	-9.56	-9.56

802.11ax HEW40_Nss1,(MCS0)_1TX PSD

2452MHz

29/10/2018

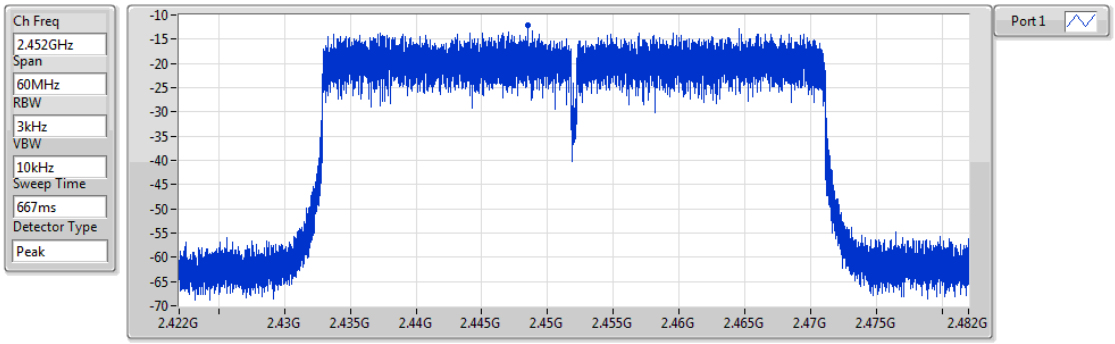

Sum	PD	Port 1
(dBm/RBW)	(dBm/RBW)	(dBm/RBW)
-12.01	-12.01	-12.01

Summary

Mode	PD (dBm/RBW)
2.4-2.4835GHz	-
802.11ax HEW20_Nss2,(MCS0)_2TX	-1.94
802.11ax HEW40_Nss2,(MCS0)_2TX	-9.61

RBW=3kHz.

Result

Mode	Result	DG (dBi)	Port 1 (dBm/RBW)	Port 2 (dBm/RBW)	PD (dBm/RBW)	PD Limit (dBm/RBW)
802.11ax HEW20_Nss2,(MCS0)_2TX	-	-	-	-	-	-
2412MHz	Pass	3.92	-7.19	-8.09	-6.67	8.00
2437MHz	Pass	3.92	-4.14	-5.09	-1.94	8.00
2462MHz	Pass	3.92	-8.23	-9.28	-7.05	8.00
802.11ax HEW40_Nss2,(MCS0)_2TX	-	-	-	-	-	-
2422MHz	Pass	3.92	-11.47	-10.78	-9.81	8.00
2437MHz	Pass	3.92	-10.70	-10.46	-9.61	8.00
2452MHz	Pass	3.92	-11.86	-11.83	-10.65	8.00

DG = Directional Gain; RBW=3kHz;
PD = trace bin-by-bin of each transmits port summing can be performed maximum power density; **Port X** = Port Xpower density;

802.11ax HEW20_Nss2,(MCS0)_2TX PSD

2412MHz

29/10/2018

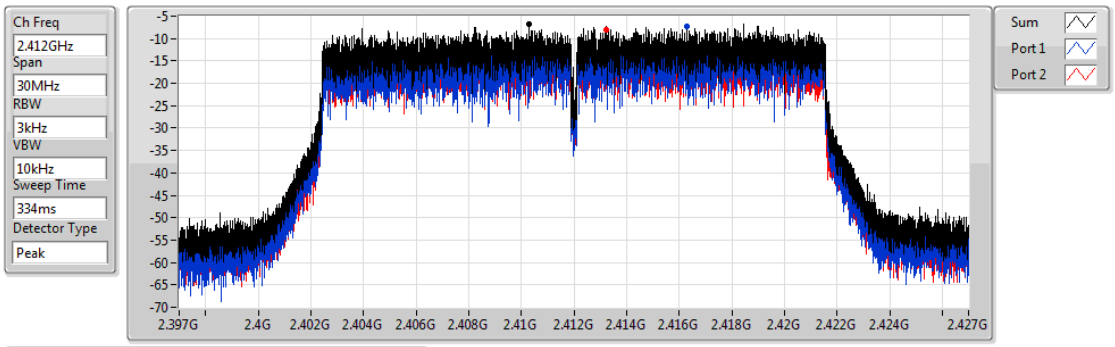

Sum	PD	Port 1	Port 2
(dBm/RBW)	(dBm/RBW)	(dBm/RBW)	(dBm/RBW)
-6.67	-6.67	-7.19	-8.09

802.11ax HEW20_Nss2,(MCS0)_2TX PSD

2437MHz

29/10/2018

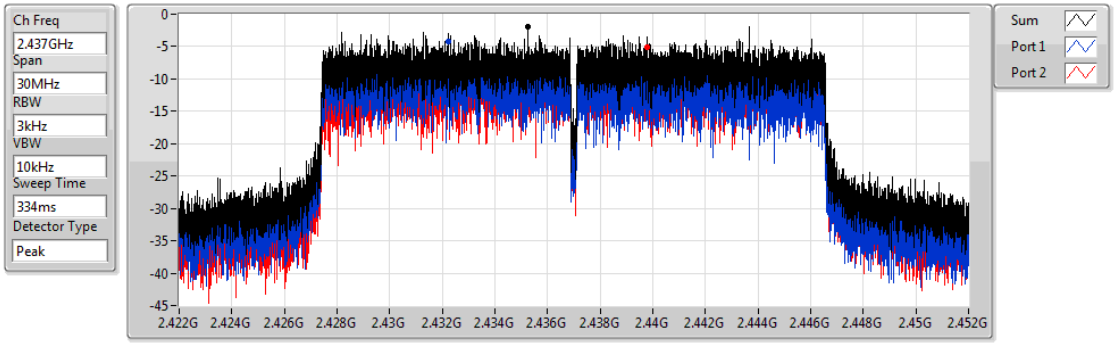

Sum	PD	Port 1	Port 2
(dBm/RBW)	(dBm/RBW)	(dBm/RBW)	(dBm/RBW)
-1.94	-1.94	-4.14	-5.09

802.11ax HEW20_Nss2,(MCS0)_2TX PSD

2462MHz

29/10/2018

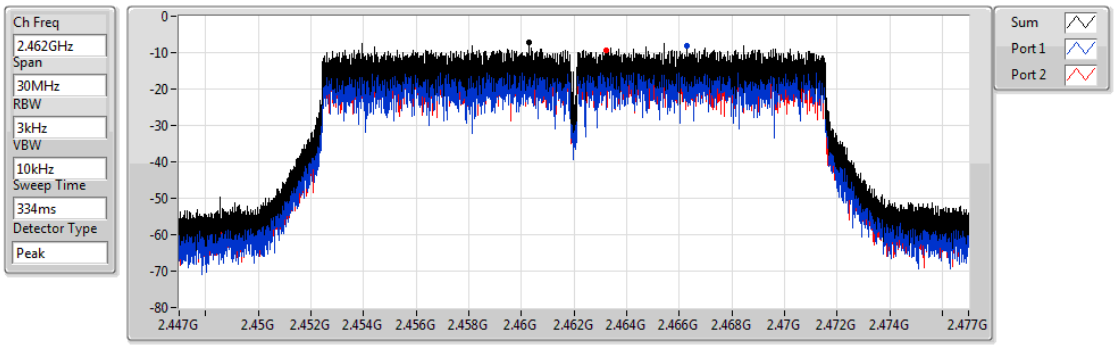

Sum	PD	Port 1	Port 2
(dBm/RBW)	(dBm/RBW)	(dBm/RBW)	(dBm/RBW)
-7.05	-7.05	-8.23	-9.28

802.11ax HEW40_Nss2,(MCS0)_2TX PSD

2422MHz

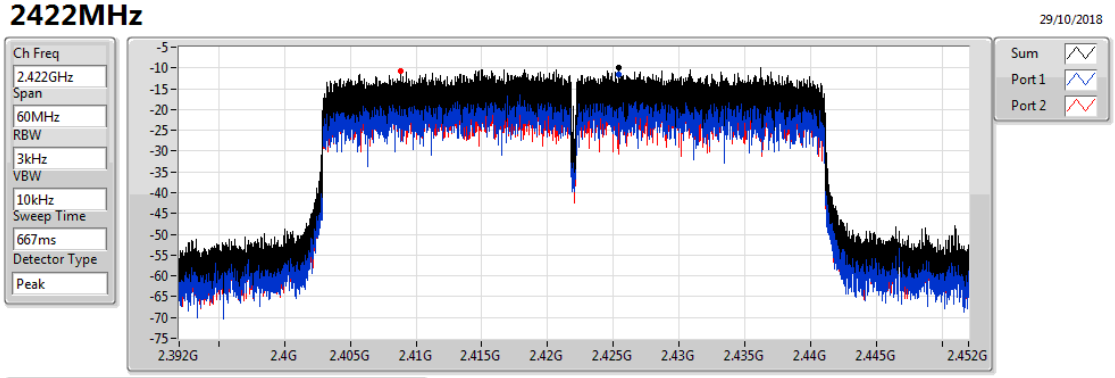

Sum	PD	Port 1	Port 2
(dBm/RBW)	(dBm/RBW)	(dBm/RBW)	(dBm/RBW)
-9.81	-9.81	-11.47	-10.78

802.11ax HEW40_Nss2,(MCS0)_2TX PSD

2437MHz

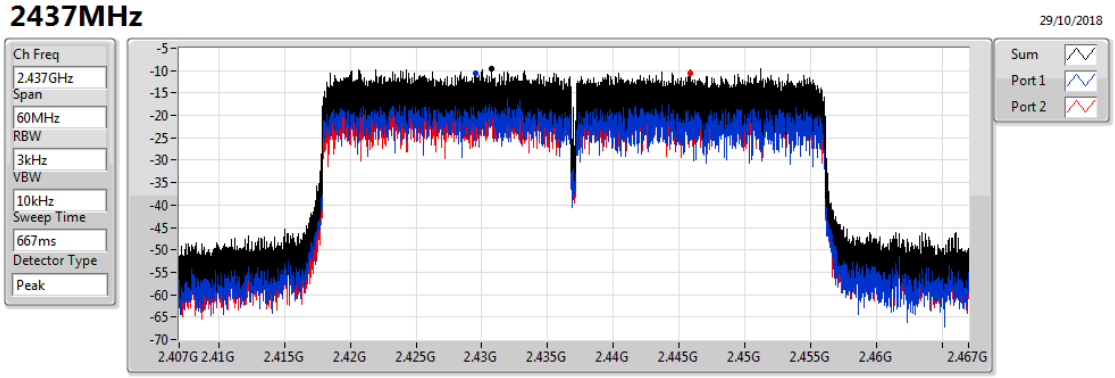

Sum	PD	Port 1	Port 2
(dBm/RBW)	(dBm/RBW)	(dBm/RBW)	(dBm/RBW)
-9.61	-9.61	-10.70	-10.46

802.11ax HEW40_Nss2,(MCS0)_2TX PSD

2452MHz

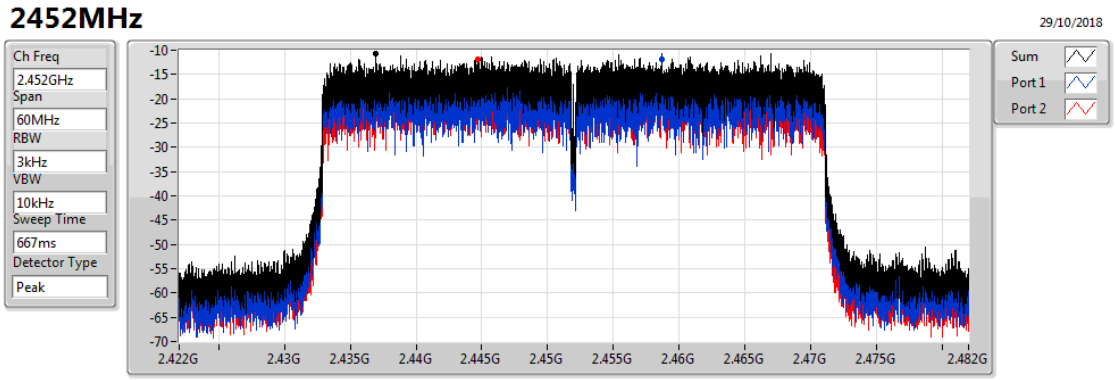

Sum	PD	Port 1	Port 2
(dBm/RBW)	(dBm/RBW)	(dBm/RBW)	(dBm/RBW)
-10.65	-10.65	-11.86	-11.83

Summary

Mode	PD (dBm/RBW)
2.4-2.4835GHz	-
802.11b_Nss1,(1Mbps)_4TX	-3.19
802.11g_Nss1,(6Mbps)_4TX	1.24

RBW=3kHz.

Result

Mode	Result	DG (dBi)	Port 1 (dBm/RBW)	Port 2 (dBm/RBW)	Port 3 (dBm/RBW)	Port 4 (dBm/RBW)	PD (dBm/RBW)	PD Limit (dBm/RBW)
802.11b_Nss1,(1Mbps)_4TX	-	-	-	-	-	-	-	-
2412MHz	Pass	9.94	-9.20	-9.19	-9.44	-8.82	-4.11	4.06
2437MHz	Pass	9.94	-8.39	-8.51	-8.34	-8.17	-3.19	4.06
2462MHz	Pass	9.94	-10.38	-10.21	-9.92	-9.89	-5.24	4.06
802.11g_Nss1,(6Mbps)_4TX	-	-	-	-	-	-	-	-
2412MHz	Pass	9.94	-6.86	-7.46	-7.07	-7.20	-1.92	4.06
2437MHz	Pass	9.94	-4.29	-4.30	-4.20	-4.25	1.24	4.06
2462MHz	Pass	9.94	-8.36	-8.86	-8.04	-8.56	-3.47	4.06

DG = Directional Gain; RBW=3kHz;
PD = trace bin-by-bin of each transmits port summing can be performed maximum power density; **Port X** = Port Xpower density;

802.11b_Nss1,(1Mbps)_4TX PSD

2412MHz

29/10/2018

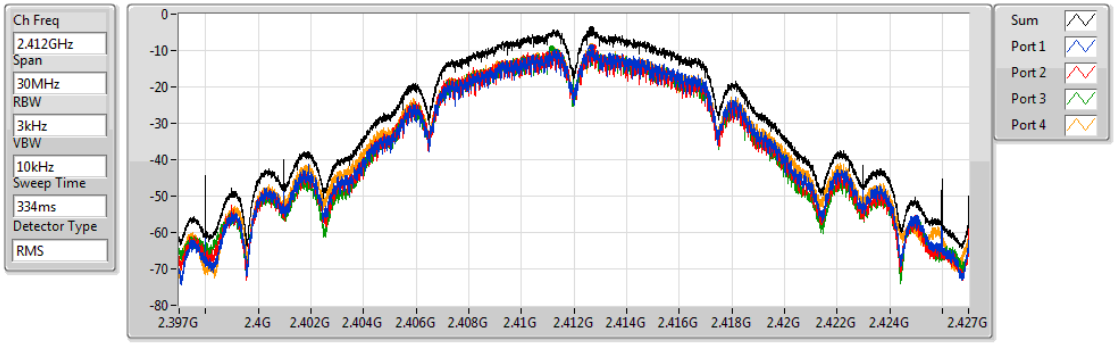

Sum	PD	Port 1	Port 2	Port 3	Port 4
(dBm/RBW)	(dBm/RBW)	(dBm/RBW)	(dBm/RBW)	(dBm/RBW)	(dBm/RBW)
-4.11	-4.11	-9.20	-9.19	-9.44	-8.82

802.11b_Nss1,(1Mbps)_4TX PSD

2437MHz

29/10/2018

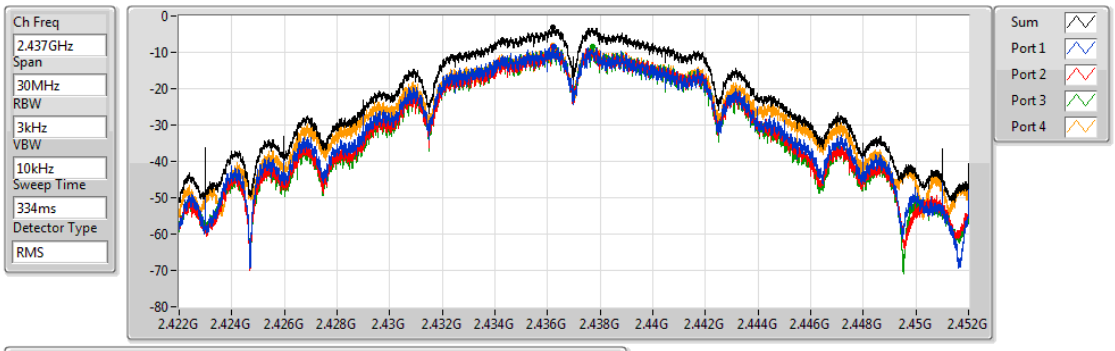

Sum	PD	Port 1	Port 2	Port 3	Port 4
(dBm/RBW)	(dBm/RBW)	(dBm/RBW)	(dBm/RBW)	(dBm/RBW)	(dBm/RBW)
-3.19	-3.19	-8.39	-8.51	-8.34	-8.17

802.11b_Nss1,(1Mbps)_4TX PSD

2462MHz

29/10/2018

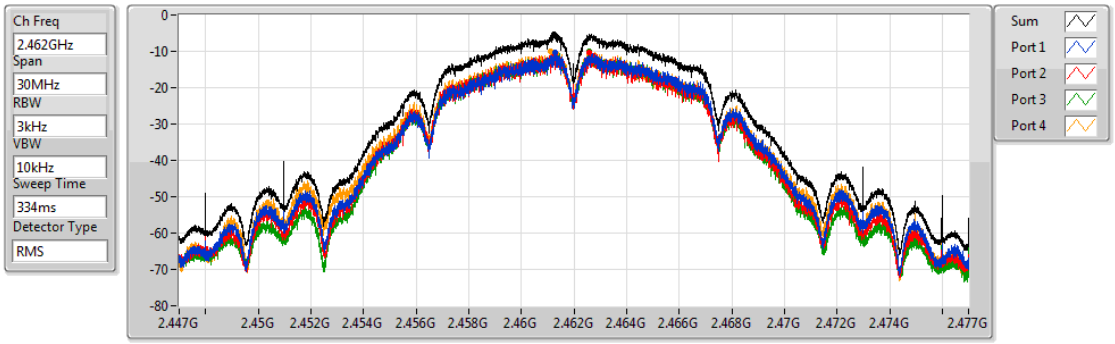

Sum	PD	Port 1	Port 2	Port 3	Port 4
(dBm/RBW)	(dBm/RBW)	(dBm/RBW)	(dBm/RBW)	(dBm/RBW)	(dBm/RBW)
-5.24	-5.24	-10.38	-10.21	-9.92	-9.89

802.11g_Nss1,(6Mbps)_4TX PSD

2412MHz

29/10/2018

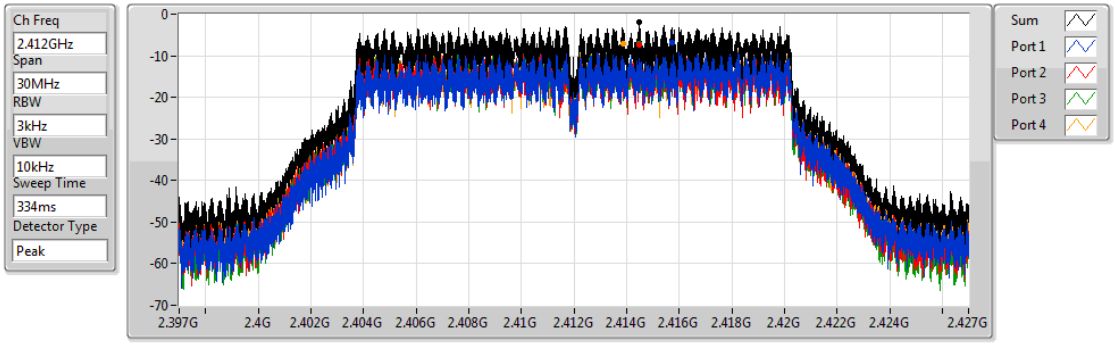

Sum	PD	Port 1	Port 2	Port 3	Port 4
(dBm/RBW)	(dBm/RBW)	(dBm/RBW)	(dBm/RBW)	(dBm/RBW)	(dBm/RBW)
-1.92	-1.92	-6.86	-7.46	-7.07	-7.20

802.11g_Nss1,(6Mbps)_4TX PSD

2437MHz

29/10/2018

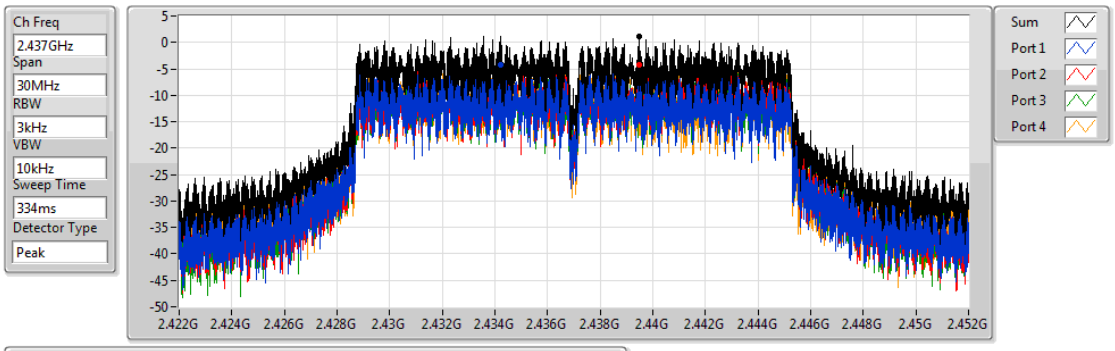

Sum	PD	Port 1	Port 2	Port 3	Port 4
(dBm/RBW)	(dBm/RBW)	(dBm/RBW)	(dBm/RBW)	(dBm/RBW)	(dBm/RBW)
1.24	1.24	-4.29	-4.30	-4.20	-4.25

802.11g_Nss1,(6Mbps)_4TX PSD

2462MHz

29/10/2018

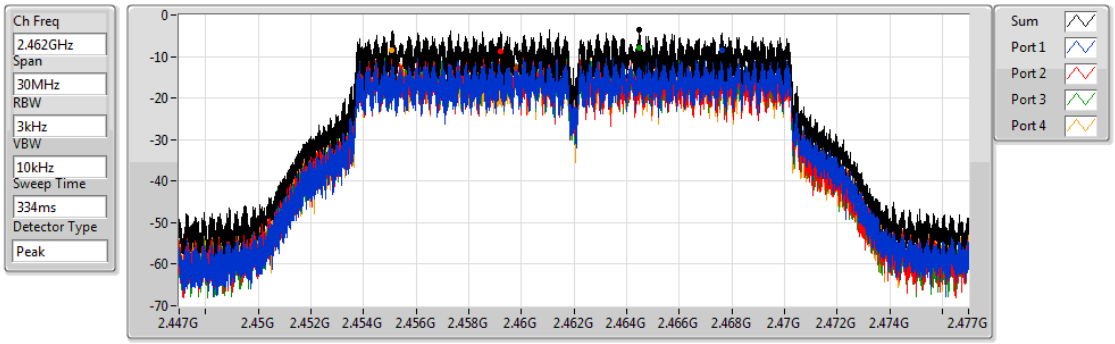

Sum	PD	Port 1	Port 2	Port 3	Port 4
(dBm/RBW)	(dBm/RBW)	(dBm/RBW)	(dBm/RBW)	(dBm/RBW)	(dBm/RBW)
-3.47	-3.47	-8.36	-8.86	-8.04	-8.56

Summary

Mode	PD (dBm/RBW)
2.4-2.4835GHz	-
802.11ax HEW20_Nss1,(MCS0)_4TX	0.61
802.11ax HEW40_Nss1,(MCS0)_4TX	-4.36

RBW=3kHz.

Result

Mode	Result	DG (dBi)	Port 1 (dBm/RBW)	Port 2 (dBm/RBW)	Port 3 (dBm/RBW)	Port 4 (dBm/RBW)	PD (dBm/RBW)	PD Limit (dBm/RBW)
802.11ax HEW20_Nss1,(MCS0)_4TX	-	-	-	-	-	-	-	-
2412MHz	Pass	9.94	-10.40	-11.41	-10.97	-9.83	-5.32	4.06
2437MHz	Pass	9.94	-4.47	-4.89	-4.97	-3.79	0.61	4.06
2462MHz	Pass	9.94	-12.33	-12.56	-13.24	-11.11	-7.09	4.06
802.11ax HEW40_Nss1,(MCS0)_4TX	-	-	-	-	-	-	-	-
2422MHz	Pass	9.94	-11.17	-11.75	-12.16	-11.01	-5.97	4.06
2437MHz	Pass	9.94	-9.83	-10.28	-10.74	-9.64	-4.36	4.06
2452MHz	Pass	9.94	-11.92	-11.42	-12.97	-11.77	-6.29	4.06

DG = Directional Gain; RBW=3kHz;
PD = trace bin-by-bin of each transmits port summing can be performed maximum power density; **Port X** = Port Xpower density;

802.11ax HEW20_Nss1,(MCS0)_4TX PSD

2412MHz

29/10/2018

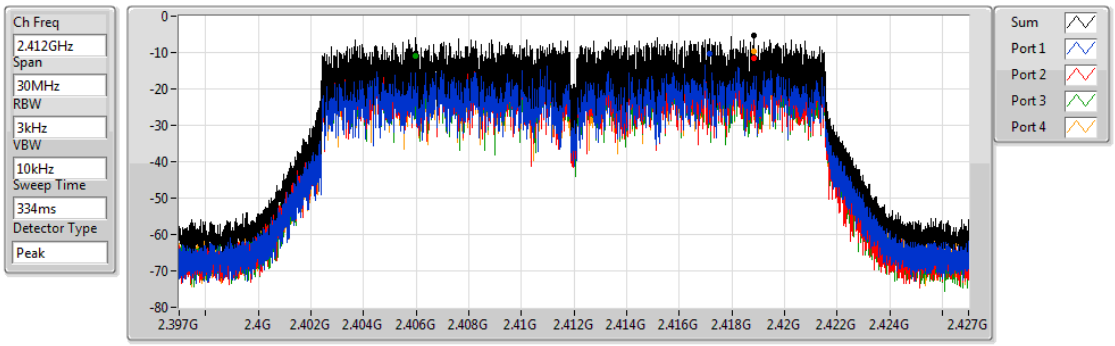

Sum	PD	Port 1	Port 2	Port 3	Port 4
(dBm/RBW)	(dBm/RBW)	(dBm/RBW)	(dBm/RBW)	(dBm/RBW)	(dBm/RBW)
-5.32	-5.32	-10.40	-11.41	-10.97	-9.83

802.11ax HEW20_Nss1,(MCS0)_4TX PSD

2437MHz

29/10/2018

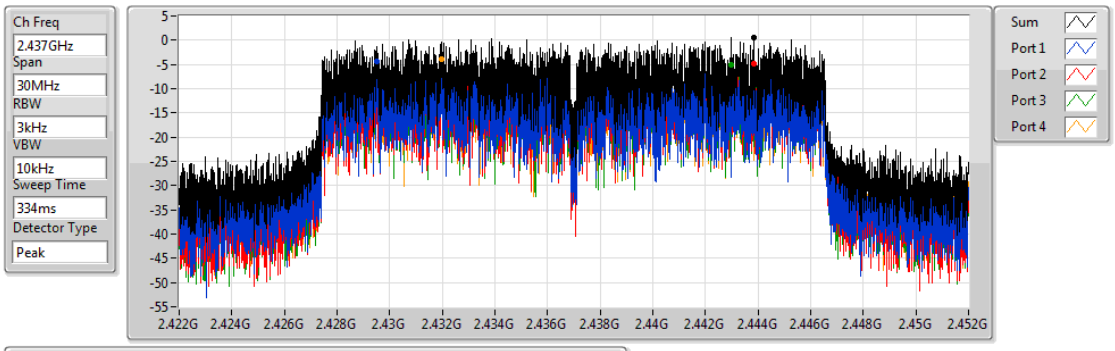

Sum	PD	Port 1	Port 2	Port 3	Port 4
(dBm/RBW)	(dBm/RBW)	(dBm/RBW)	(dBm/RBW)	(dBm/RBW)	(dBm/RBW)
0.61	0.61	-4.47	-4.89	-4.97	-3.79

802.11ax HEW20_Nss1,(MCS0)_4TX PSD

2462MHz

29/10/2018

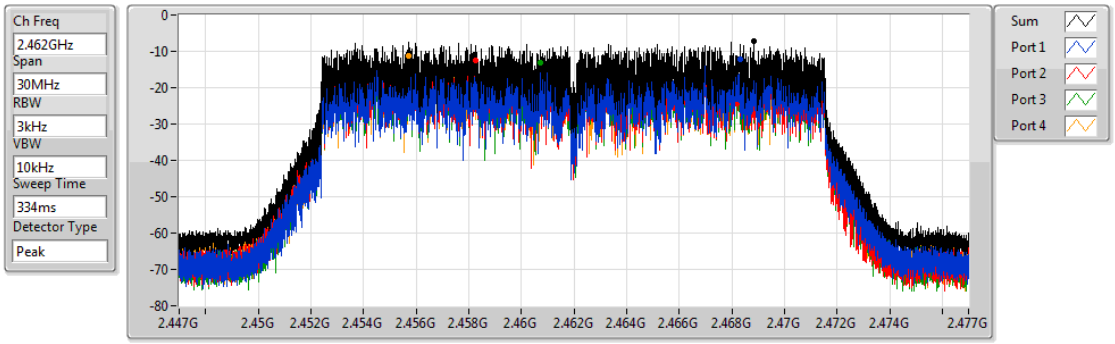

Sum	PD	Port 1	Port 2	Port 3	Port 4
(dBm/RBW)	(dBm/RBW)	(dBm/RBW)	(dBm/RBW)	(dBm/RBW)	(dBm/RBW)
-7.09	-7.09	-12.33	-12.56	-13.24	-11.11

802.11ax HEW40_Nss1,(MCS0)_4TX PSD

2422MHz

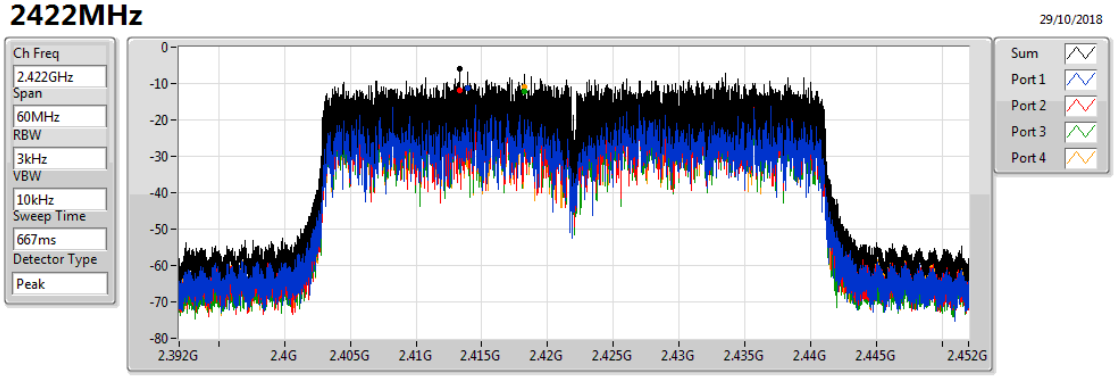

Sum	PD	Port 1	Port 2	Port 3	Port 4
(dBm/RBW)	(dBm/RBW)	(dBm/RBW)	(dBm/RBW)	(dBm/RBW)	(dBm/RBW)
-5.97	-5.97	-11.17	-11.75	-12.16	-11.01

802.11ax HEW40_Nss1,(MCS0)_4TX PSD

2437MHz

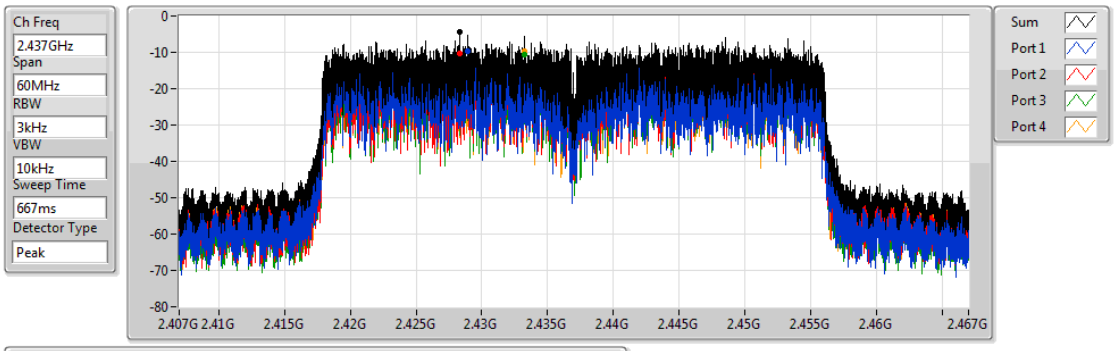

Sum	PD	Port 1	Port 2	Port 3	Port 4
(dBm/RBW)	(dBm/RBW)	(dBm/RBW)	(dBm/RBW)	(dBm/RBW)	(dBm/RBW)
-4.36	-4.36	-9.83	-10.28	-10.74	-9.64

802.11ax HEW40_Nss1,(MCS0)_4TX PSD

2452MHz

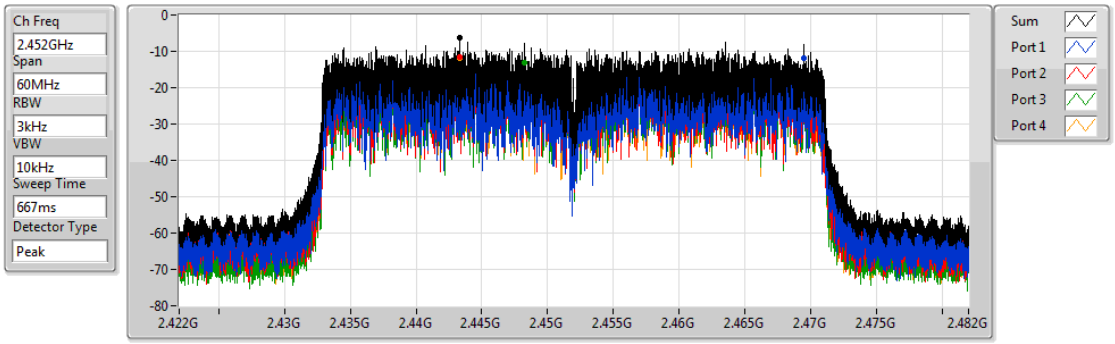

Sum	PD	Port 1	Port 2	Port 3	Port 4
(dBm/RBW)	(dBm/RBW)	(dBm/RBW)	(dBm/RBW)	(dBm/RBW)	(dBm/RBW)
-6.29	-6.29	-11.92	-11.42	-12.97	-11.77

Summary

Mode	PD (dBm/RBW)
2.4-2.4835GHz	-
802.11ax HEW20-BF_Nss1,(MCS0)_4TX	-4.26
802.11ax HEW40-BF_Nss1,(MCS0)_4TX	-10.52

RBW=3kHz.

Result

Mode	Result	DG (dBi)	Port 1 (dBm/RBW)	Port 2 (dBm/RBW)	Port 3 (dBm/RBW)	Port 4 (dBm/RBW)	PD (dBm/RBW)	PD Limit (dBm/RBW)
802.11ax HEW20-BF_Nss1,(MCS0)_4TX	-	-	-	-	-	-	-	-
2412MHz	Pass	9.94	-14.17	-16.06	-15.32	-16.65	-10.45	4.06
2437MHz	Pass	9.94	-10.38	-9.97	-9.75	-8.57	-4.26	4.06
2462MHz	Pass	9.94	-13.74	-13.74	-13.33	-15.47	-8.72	4.06
802.11ax HEW40-BF_Nss1,(MCS0)_4TX	-	-	-	-	-	-	-	-
2422MHz	Pass	9.94	-17.29	-19.19	-18.93	-18.12	-12.30	4.06
2437MHz	Pass	9.94	-16.25	-17.32	-17.19	-15.62	-10.52	4.06
2452MHz	Pass	9.94	-17.74	-18.67	-17.98	-18.32	-13.05	4.06

DG = Directional Gain; RBW=3kHz;
PD = trace bin-by-bin of each transmits port summing can be performed maximum power density; **Port X** = Port Xpower density;

802.11ax HEW20-BF_Nss1,(MCS0)_4TX PSD

2412MHz

26/11/2018

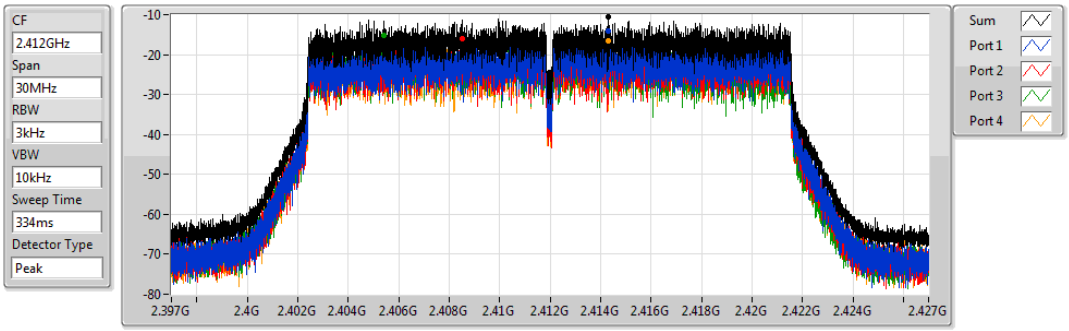

Sum	PD	Port 1	Port 2	Port 3	Port 4
(dBm/RBW)	(dBm/RBW)	(dBm/RBW)	(dBm/RBW)	(dBm/RBW)	(dBm/RBW)
-10.45	-10.45	-14.17	-16.06	-15.32	-16.65

802.11ax HEW20-BF_Nss1,(MCS0)_4TX PSD

2437MHz

26/11/2018

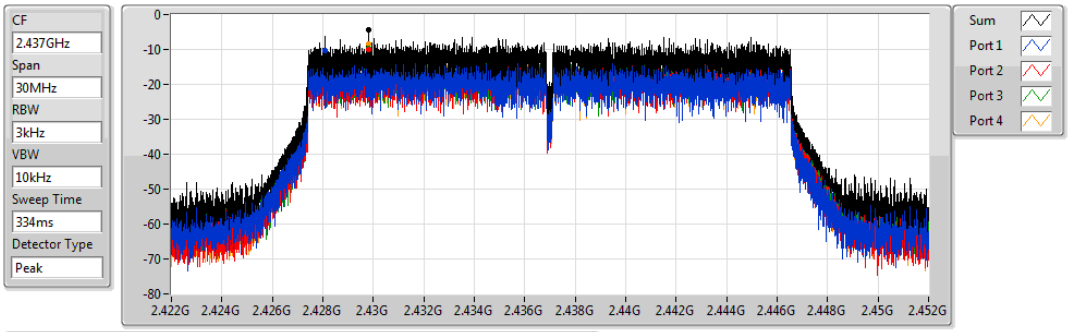

Sum	PD	Port 1	Port 2	Port 3	Port 4
(dBm/RBW)	(dBm/RBW)	(dBm/RBW)	(dBm/RBW)	(dBm/RBW)	(dBm/RBW)
-4.26	-4.26	-10.38	-9.97	-9.75	-8.57

802.11ax HEW20-BF_Nss1,(MCS0)_4TX PSD

2462MHz

26/11/2018

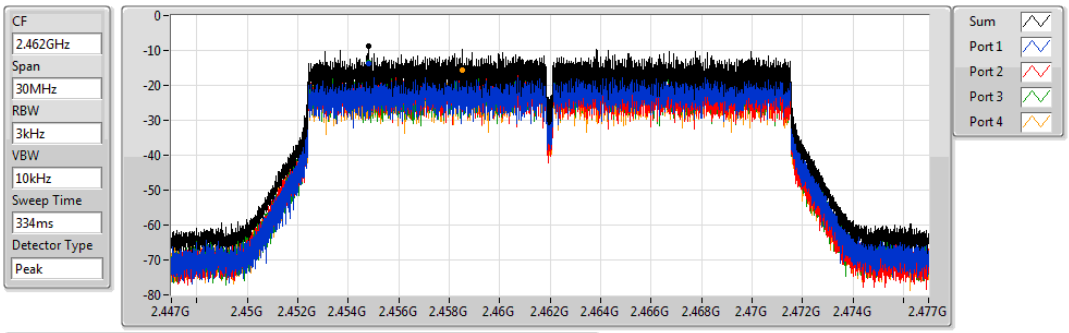

Sum	PD	Port 1	Port 2	Port 3	Port 4
(dBm/RBW)	(dBm/RBW)	(dBm/RBW)	(dBm/RBW)	(dBm/RBW)	(dBm/RBW)
-8.72	-8.72	-13.74	-13.74	-13.33	-15.47

802.11ax HEW40-BF_Nss1,(MCS0)_4TX PSD

2422MHz

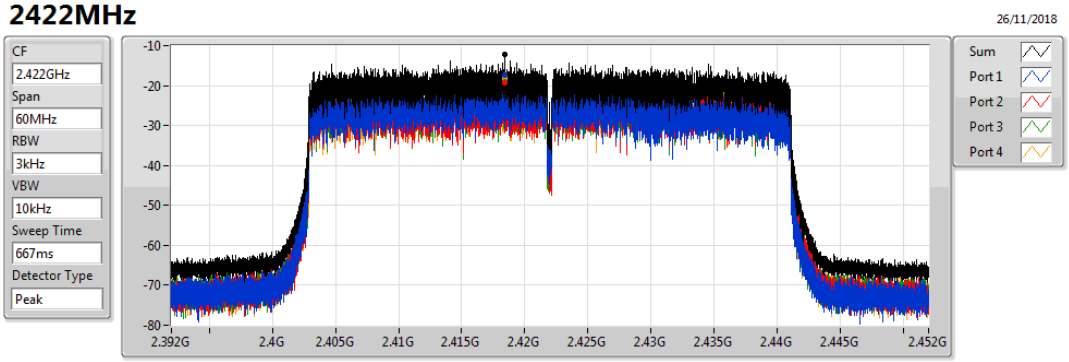

Sum	PD	Port 1	Port 2	Port 3	Port 4
(dBm/RBW)	(dBm/RBW)	(dBm/RBW)	(dBm/RBW)	(dBm/RBW)	(dBm/RBW)
-12.30	-12.30	-17.29	-19.19	-18.93	-18.12

802.11ax HEW40-BF_Nss1,(MCS0)_4TX PSD

2437MHz

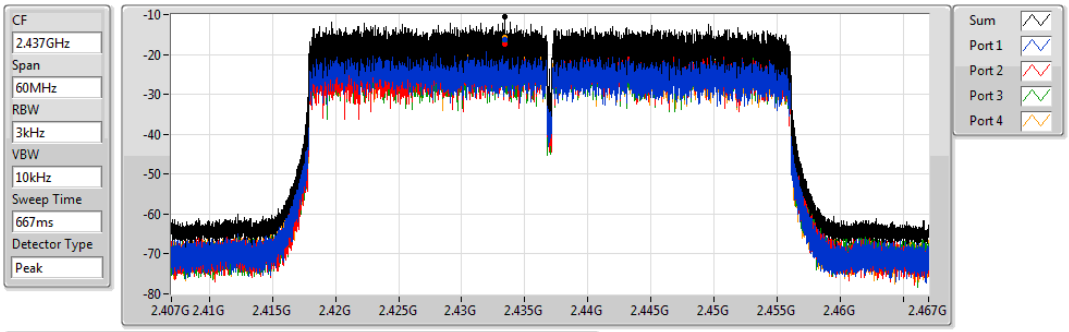

Sum	PD	Port 1	Port 2	Port 3	Port 4
(dBm/RBW)	(dBm/RBW)	(dBm/RBW)	(dBm/RBW)	(dBm/RBW)	(dBm/RBW)
-10.52	-10.52	-16.25	-17.32	-17.19	-15.62

802.11ax HEW40-BF_Nss1,(MCS0)_4TX PSD

2452MHz

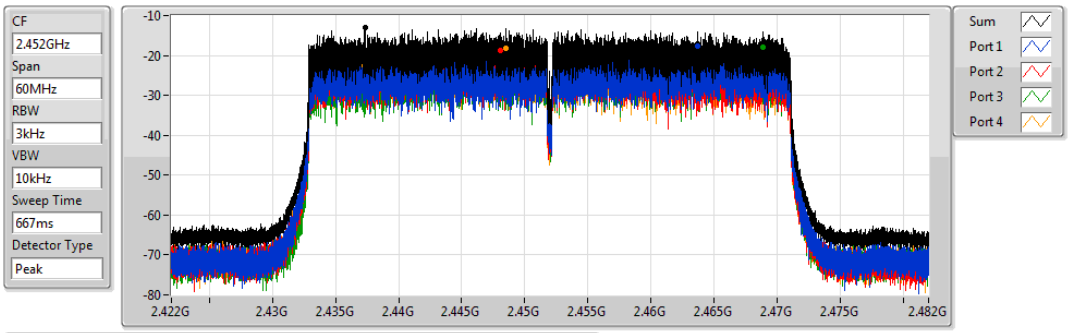

Sum	PD	Port 1	Port 2	Port 3	Port 4
(dBm/RBW)	(dBm/RBW)	(dBm/RBW)	(dBm/RBW)	(dBm/RBW)	(dBm/RBW)
-13.05	-13.05	-17.74	-18.67	-17.98	-18.32

Summary

Mode	PD (dBm/RBW)
2.4-2.4835GHz	-
802.11ax HEW20_Nss4,(MCS0)_4TX	-2.14
802.11ax HEW40_Nss4,(MCS0)_4TX	-8.41

RBW=3kHz.

Result

Mode	Result	DG (dBi)	Port 1 (dBm/RBW)	Port 2 (dBm/RBW)	Port 3 (dBm/RBW)	Port 4 (dBm/RBW)	PD (dBm/RBW)	PD Limit (dBm/RBW)
802.11ax HEW20_Nss4,(MCS0)_4TX	-	-	-	-	-	-	-	-
2412MHz	Pass	3.92	-9.32	-9.47	-9.59	-8.14	-5.88	8.00
2437MHz	Pass	3.92	-4.98	-5.17	-5.10	-4.55	-2.14	8.00
2462MHz	Pass	3.92	-10.67	-9.74	-10.84	-8.96	-7.49	8.00
802.11ax HEW40_Nss4,(MCS0)_4TX	-	-	-	-	-	-	-	-
2422MHz	Pass	3.92	-14.86	-15.34	-16.18	-14.94	-11.32	8.00
2437MHz	Pass	3.92	-11.32	-13.13	-13.59	-12.62	-8.41	8.00
2452MHz	Pass	3.92	-15.07	-15.24	-14.85	-14.45	-10.58	8.00

DG = Directional Gain; RBW=3kHz;
PD = trace bin-by-bin of each transmits port summing can be performed maximum power density; **Port X** = Port Xpower density;

802.11ax HEW20_Nss4,(MCS0)_4TX PSD

2412MHz

29/10/2018

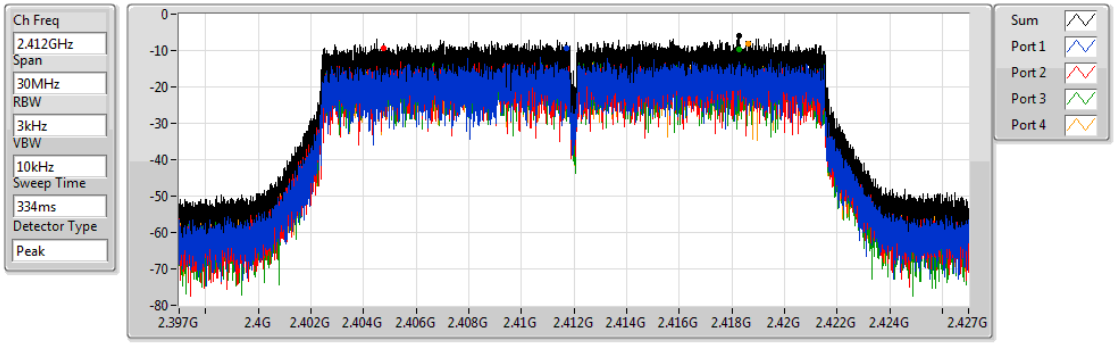

Sum	PD	Port 1	Port 2	Port 3	Port 4
(dBm/RBW)	(dBm/RBW)	(dBm/RBW)	(dBm/RBW)	(dBm/RBW)	(dBm/RBW)
-5.88	-5.88	-9.32	-9.47	-9.59	-8.14

802.11ax HEW20_Nss4,(MCS0)_4TX PSD

2437MHz

29/10/2018

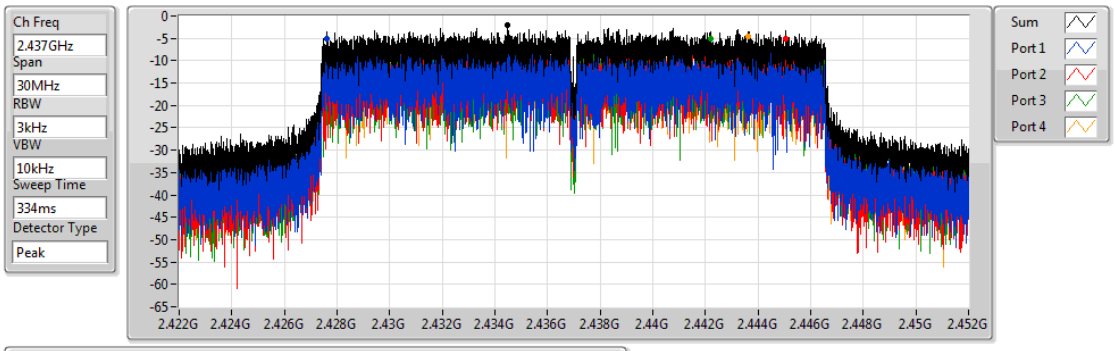

Sum	PD	Port 1	Port 2	Port 3	Port 4
(dBm/RBW)	(dBm/RBW)	(dBm/RBW)	(dBm/RBW)	(dBm/RBW)	(dBm/RBW)
-2.14	-2.14	-4.98	-5.17	-5.10	-4.55

802.11ax HEW20_Nss4,(MCS0)_4TX PSD

2462MHz

29/10/2018

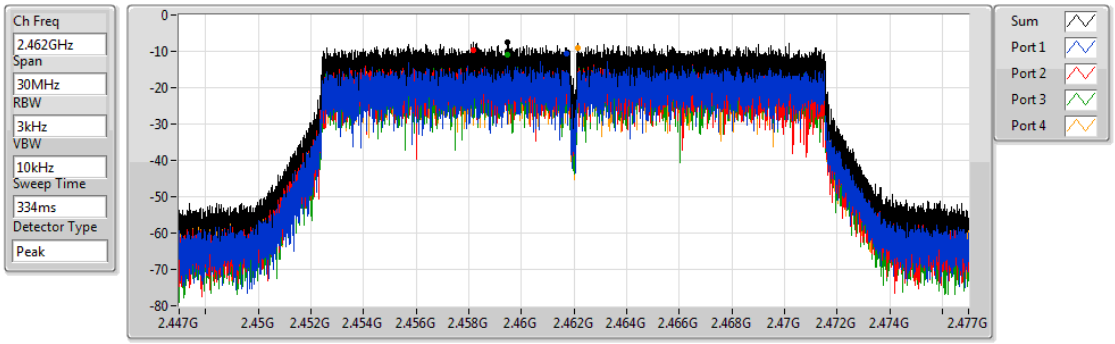

Sum	PD	Port 1	Port 2	Port 3	Port 4
(dBm/RBW)	(dBm/RBW)	(dBm/RBW)	(dBm/RBW)	(dBm/RBW)	(dBm/RBW)
-7.49	-7.49	-10.67	-9.74	-10.84	-8.96

802.11ax HEW40_Nss4,(MCS0)_4TX PSD

2422MHz

29/10/2018

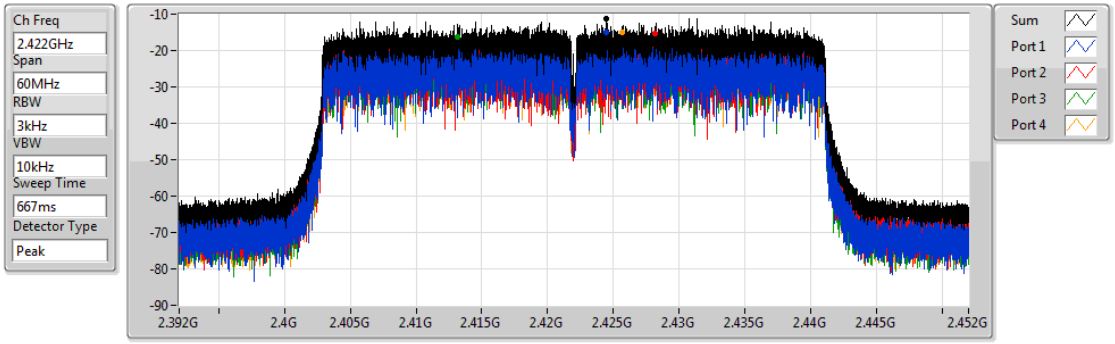

Sum	PD	Port 1	Port 2	Port 3	Port 4
(dBm/RBW)	(dBm/RBW)	(dBm/RBW)	(dBm/RBW)	(dBm/RBW)	(dBm/RBW)
-11.32	-11.32	-14.86	-15.34	-16.18	-14.94

802.11ax HEW40_Nss4,(MCS0)_4TX PSD

2437MHz

29/10/2018

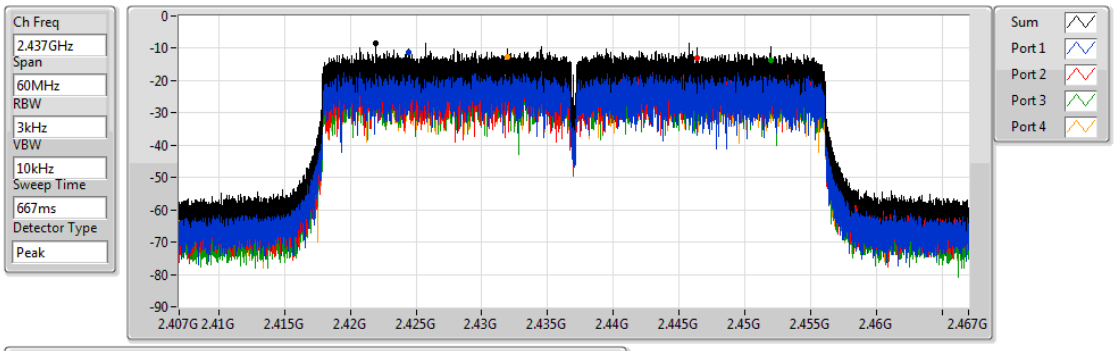

Sum	PD	Port 1	Port 2	Port 3	Port 4
(dBm/RBW)	(dBm/RBW)	(dBm/RBW)	(dBm/RBW)	(dBm/RBW)	(dBm/RBW)
-8.41	-8.41	-11.32	-13.13	-13.59	-12.62

802.11ax HEW40_Nss4,(MCS0)_4TX PSD

2452MHz

29/10/2018

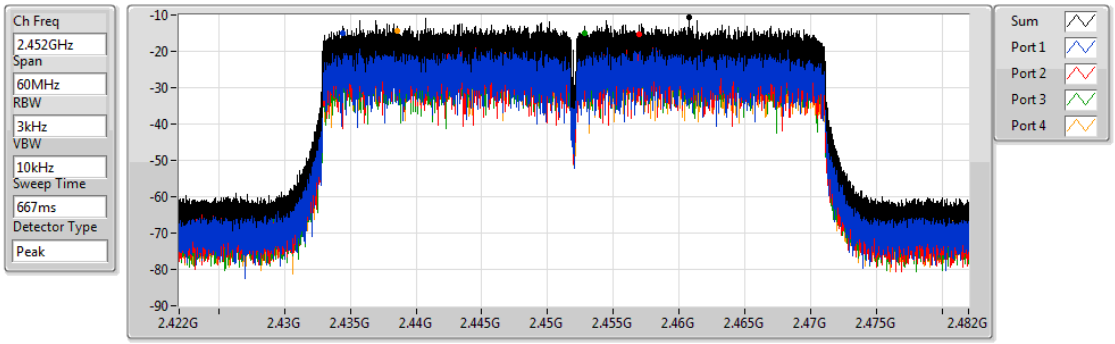

Sum	PD	Port 1	Port 2	Port 3	Port 4
(dBm/RBW)	(dBm/RBW)	(dBm/RBW)	(dBm/RBW)	(dBm/RBW)	(dBm/RBW)
-10.58	-10.58	-15.07	-15.24	-14.85	-14.45

Summary

Mode	Result	Ref (Hz)	Ref (dBm)	Limit (dBm)	Freq (Hz)	Level (dBm)	Freq (Hz)	Level (dBm)	Freq (Hz)	Level (dBm)	Freq (Hz)	Level (dBm)	Port
2.4-2.4835GHz	-	-	-	-	-	-	-	-	-	-	-	-	-
802.11b_Nss1,(1Mbps)_1TX	Pass	2.435905G	16.33	-13.67	2.30641G	-62.17	2.396G	-27.88	2.48662G	-48.83	7.235136G	-44.94	1
802.11g_Nss1,(6Mbps)_1TX	Pass	2.429559G	11.59	-18.41	2.09671G	-61.97	2.39896G	-29.35	2.48494G	-52.42	24.786473G	-54.18	1

Result

Mode	Result	Ref (Hz)	Ref (dBm)	Limit (dBm)	Freq (Hz)	Level (dBm)	Freq (Hz)	Level (dBm)	Freq (Hz)	Level (dBm)	Freq (Hz)	Level (dBm)	Port
802.11b_Nss1,(1Mbps)_1TX	-	-	-	-	-	-	-	-	-	-	-	-	-
2412MHz	Pass	2.435905G	16.33	-13.67	2.30641G	-62.17	2.396G	-27.88	2.48662G	-48.83	7.235136G	-44.94	1
2437MHz	Pass	2.435905G	16.33	-13.67	2.11768G	-62.07	2.39656G	-34.58	2.48574G	-39.11	9.746885G	-52.44	1
2462MHz	Pass	2.435905G	16.33	-13.67	1.97089G	-61.97	2.39936G	-50.73	2.48702G	-44.94	24.463374G	-54.41	1
802.11g_Nss1,(6Mbps)_1TX	-	-	-	-	-	-	-	-	-	-	-	-	-
2412MHz	Pass	2.429559G	11.59	-18.41	2.09671G	-61.97	2.39896G	-29.35	2.48494G	-52.42	24.786473G	-54.18	1
2437MHz	Pass	2.429559G	11.59	-18.41	2.1736G	-62.31	2.39768G	-32.53	2.48422G	-41.22	16.430834G	-54.68	1
2462MHz	Pass	2.429559G	11.59	-18.41	2.11069G	-62.89	2.39816G	-54.90	2.48358G	-40.35	16.371834G	-54.50	1

802.11b_Nss1,(1Mbps)_1TX **CSE NdB**

2412MHz

29/10/2018

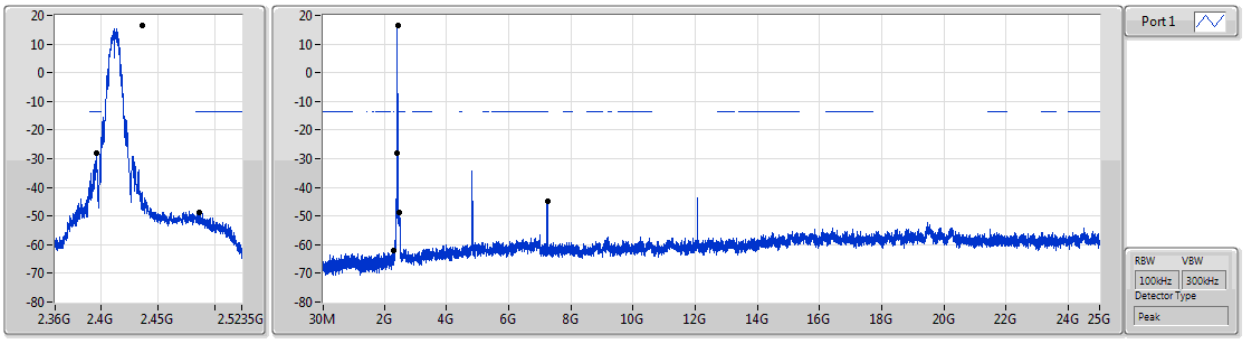

Ref(Hz)	Ref(dBm)	Limit(dBm)	Freq(Hz)	Level(dBm)	Freq(Hz)	Level(dBm)	Freq(Hz)	Level(dBm)	Freq(Hz)	Level(dBm)	Port
2.435905G	16.33	-13.67	2.30641G	-62.17	2.396G	-27.88	2.48662G	-48.83	7.235136G	-44.94	1

802.11b_Nss1,(1Mbps)_1TX **CSE NdB**

2437MHz

29/10/2018

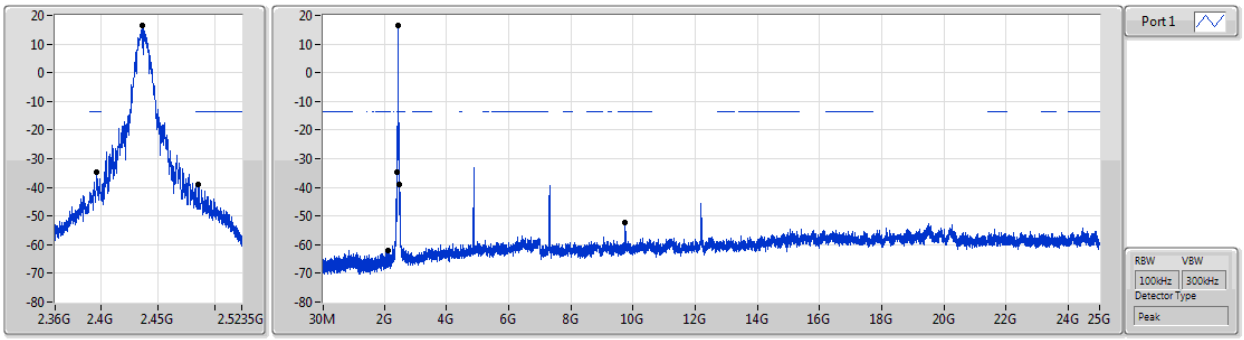

Ref(Hz)	Ref(dBm)	Limit(dBm)	Freq(Hz)	Level(dBm)	Freq(Hz)	Level(dBm)	Freq(Hz)	Level(dBm)	Freq(Hz)	Level(dBm)	Port
2.435905G	16.33	-13.67	2.11768G	-62.07	2.39656G	-34.58	2.48574G	-39.11	9.746885G	-52.44	1

802.11b_Nss1,(1Mbps)_1TX **CSE NdB**

2462MHz

29/10/2018

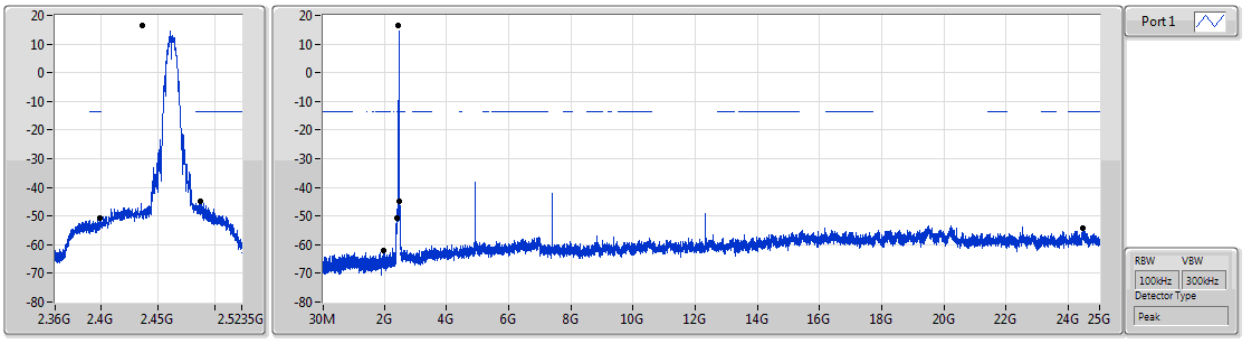

Ref(Hz)	Ref(dBm)	Limit(dBm)	Freq(Hz)	Level(dBm)	Freq(Hz)	Level(dBm)	Freq(Hz)	Level(dBm)	Freq(Hz)	Level(dBm)	Port
2.435905G	16.33	-13.67	1.97089G	-61.97	2.39936G	-50.73	2.48702G	-44.94	24.463374G	-54.41	1

802.11g_Nss1,(6Mbps)_1TX **CSE NdB**

2412MHz

29/10/2018

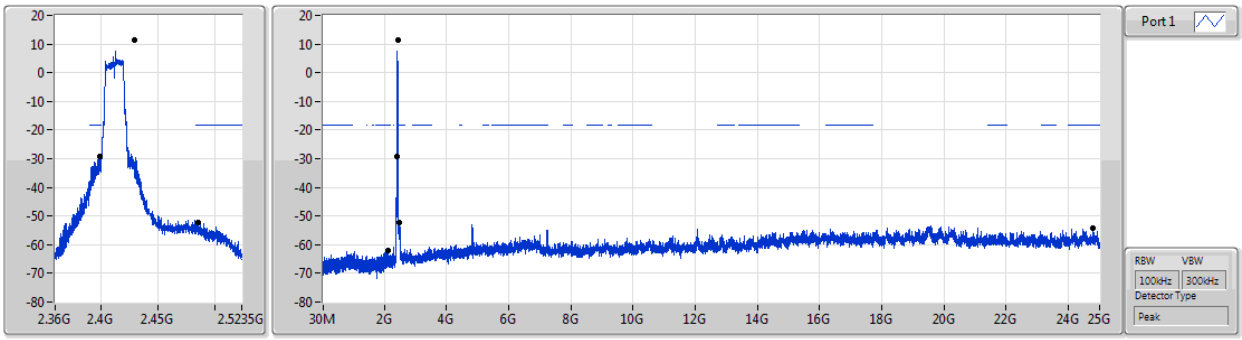

Ref(Hz)	Ref(dBm)	Limit(dBm)	Freq(Hz)	Level(dBm)	Freq(Hz)	Level(dBm)	Freq(Hz)	Level(dBm)	Freq(Hz)	Level(dBm)	Port
2.429559G	11.59	-18.41	2.09671G	-61.97	2.39896G	-29.35	2.48494G	-52.42	24.786473G	-54.18	1

802.11g_Nss1,(6Mbps)_1TX **CSE NdB**

2437MHz

29/10/2018

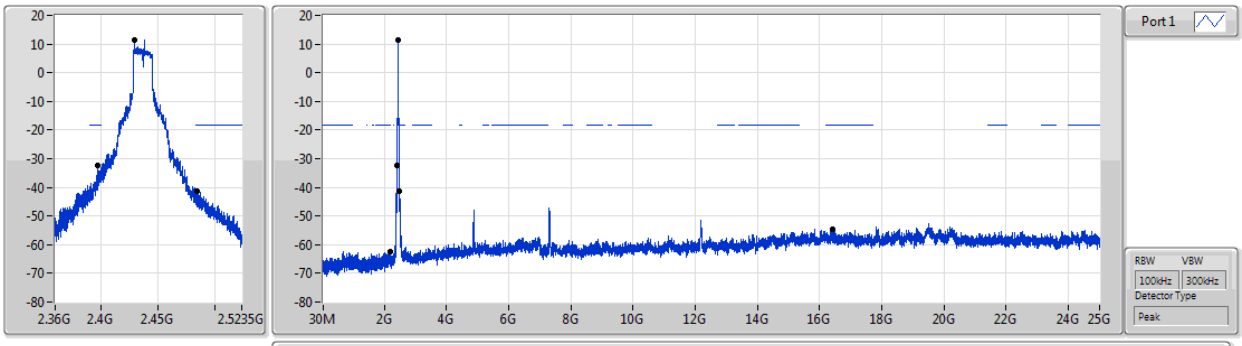

Ref(Hz)	Ref(dBm)	Limit(dBm)	Freq(Hz)	Level(dBm)	Freq(Hz)	Level(dBm)	Freq(Hz)	Level(dBm)	Freq(Hz)	Level(dBm)	Port
2.429559G	11.59	-18.41	2.1736G	-62.31	2.39768G	-32.53	2.48422G	-41.22	16.430834G	-54.68	1

802.11g_Nss1,(6Mbps)_1TX **CSE NdB**

2462MHz

29/10/2018

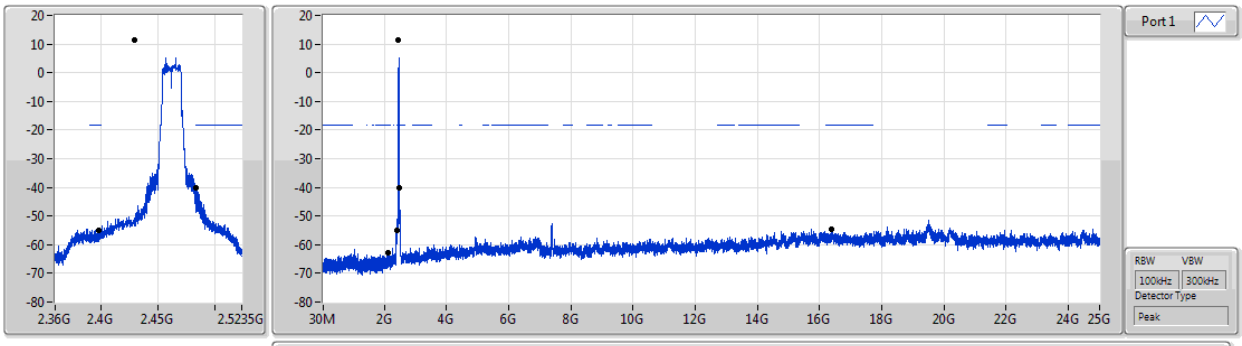

Ref(Hz)	Ref(dBm)	Limit(dBm)	Freq(Hz)	Level(dBm)	Freq(Hz)	Level(dBm)	Freq(Hz)	Level(dBm)	Freq(Hz)	Level(dBm)	Port
2.429559G	11.59	-18.41	2.11069G	-62.89	2.39816G	-54.90	2.48358G	-40.35	16.371834G	-54.50	1

Summary

Mode	Result	Ref (Hz)	Ref (dBm)	Limit (dBm)	Freq (Hz)	Level (dBm)	Freq (Hz)	Level (dBm)	Freq (Hz)	Level (dBm)	Freq (Hz)	Level (dBm)	Port
2.4-2.4835GHz	-	-	-	-	-	-	-	-	-	-	-	-	-
802.11ax HEW20_Nss1,(MCS0)_1TX	Pass	2.429392G	11.65	-18.35	1.96157G	-51.82	2.39952G	-23.84	2.5031G	-50.12	24.499898G	-44.60	1
802.11ax HEW40_Nss1,(MCS0)_1TX	Pass	2.422044G	5.36	-24.64	833.79M	-51.62	2.39936G	-32.41	2.48366G	-48.12	24.570902G	-44.17	1

Result

Mode	Result	Ref (Hz)	Ref (dBm)	Limit (dBm)	Freq (Hz)	Level (dBm)	Freq (Hz)	Level (dBm)	Freq (Hz)	Level (dBm)	Freq (Hz)	Level (dBm)	Port
802.11ax HEW20_Nss1,(MCS0)_1TX	-	-	-	-	-	-	-	-	-	-	-	-	-
2412MHz	Pass	2.429392G	11.65	-18.35	1.96157G	-51.82	2.39952G	-23.84	2.5031G	-50.12	24.499898G	-44.60	1
2437MHz	Pass	2.429392G	11.65	-18.35	2.135155G	-53.22	2.39816G	-31.64	2.49006G	-39.55	16.411167G	-44.12	1
2462MHz	Pass	2.429392G	11.65	-18.35	1.939435G	-52.51	2.39776G	-51.70	2.48366G	-42.64	24.536422G	-43.94	1
802.11ax HEW40_Nss1,(MCS0)_1TX	-	-	-	-	-	-	-	-	-	-	-	-	-
2422MHz	Pass	2.422044G	5.36	-24.64	833.79M	-51.62	2.39936G	-32.41	2.48366G	-48.12	24.570902G	-44.17	1
2437MHz	Pass	2.422044G	5.36	-24.64	920.81M	-51.72	2.39696G	-33.18	2.48382G	-38.81	24.099735G	-44.37	1
2452MHz	Pass	2.422044G	5.36	-24.64	1.88719G	-52.07	2.39936G	-47.03	2.48398G	-37.40	15.122331G	-44.30	1

802.11ax HEW20_Nss1,(MCS0)_1TX **CSE NdB**

2412MHz

29/10/2018

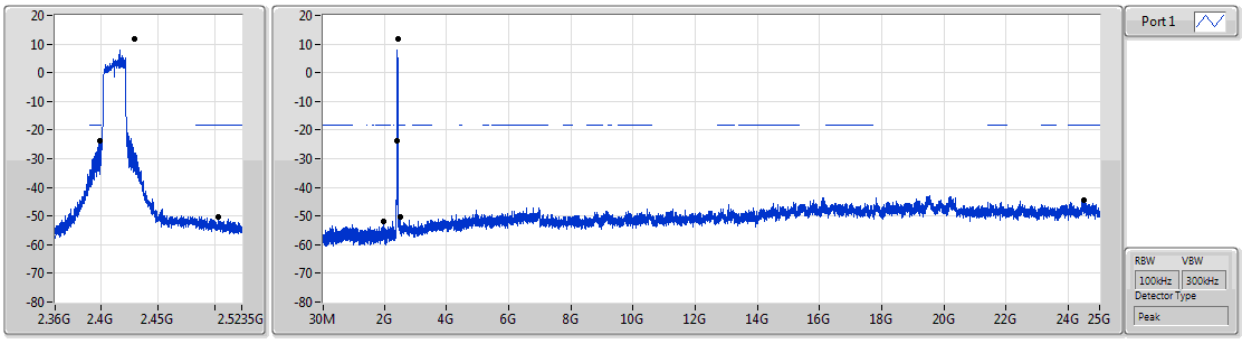

Ref(Hz)	Ref(dBm)	Limit(dBm)	Freq(Hz)	Level(dBm)	Freq(Hz)	Level(dBm)	Freq(Hz)	Level(dBm)	Freq(Hz)	Level(dBm)	Port
2.429392G	11.65	-18.35	1.96157G	-51.82	2.39952G	-23.84	2.5031G	-50.12	24.499898G	-44.60	1

802.11ax HEW20_Nss1,(MCS0)_1TX **CSE NdB**

2437MHz

29/10/2018

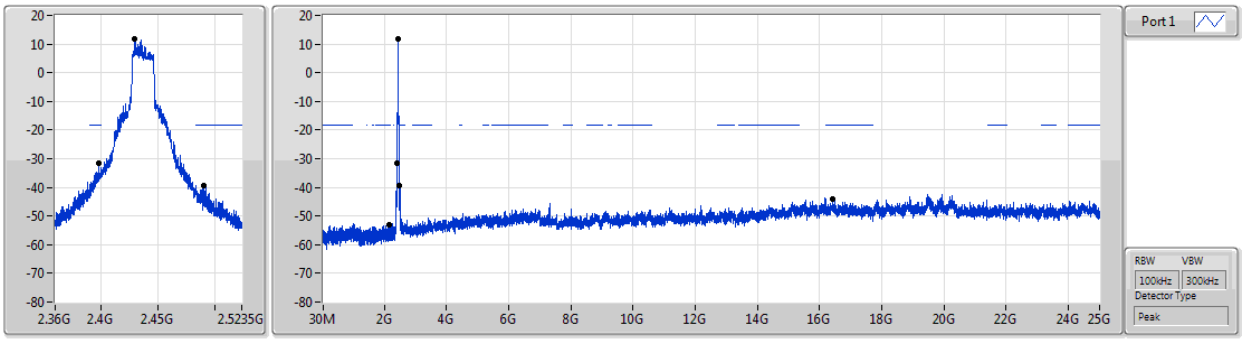

Ref(Hz)	Ref(dBm)	Limit(dBm)	Freq(Hz)	Level(dBm)	Freq(Hz)	Level(dBm)	Freq(Hz)	Level(dBm)	Freq(Hz)	Level(dBm)	Port
2.429392G	11.65	-18.35	2.135155G	-53.22	2.39816G	-31.64	2.49006G	-39.55	16.411167G	-44.12	1

802.11ax HEW20_Nss1,(MCS0)_1TX **CSE NdB**

2462MHz

29/10/2018

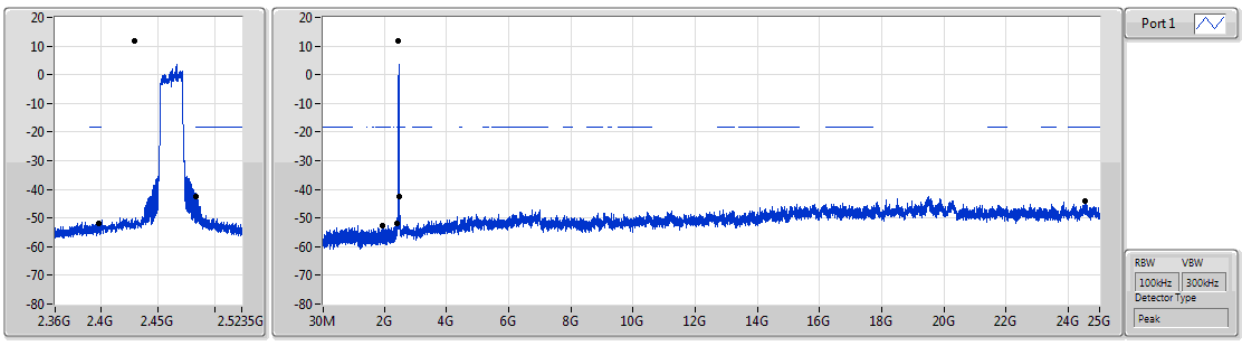

Ref(Hz)	Ref(dBm)	Limit(dBm)	Freq(Hz)	Level(dBm)	Freq(Hz)	Level(dBm)	Freq(Hz)	Level(dBm)	Freq(Hz)	Level(dBm)	Port
2.429392G	11.65	-18.35	1.939435G	-52.51	2.39776G	-51.70	2.48366G	-42.64	24.536422G	-43.94	1

802.11ax HEW40_Nss1,(MCS0)_1TX **CSE NdB**

2422MHz

29/10/2018

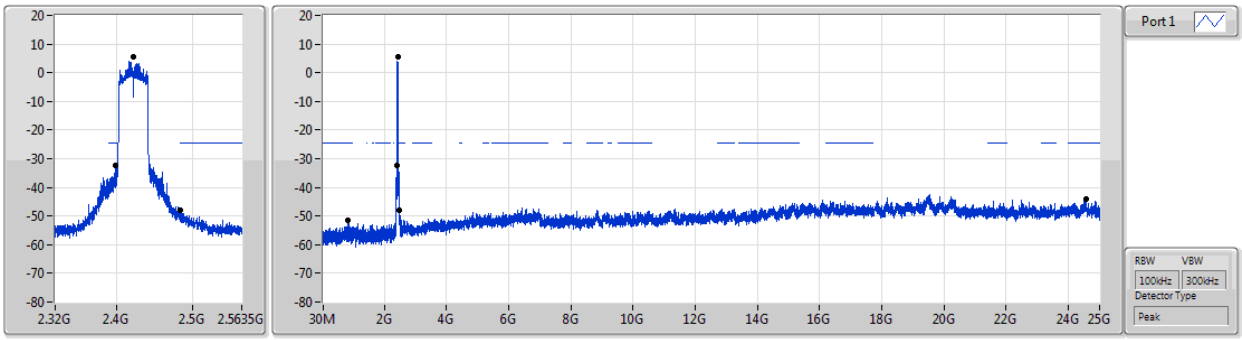

Ref(Hz)	Ref(dBm)	Limit(dBm)	Freq(Hz)	Level(dBm)	Freq(Hz)	Level(dBm)	Freq(Hz)	Level(dBm)	Freq(Hz)	Level(dBm)	Port
2.422044G	5.36	-24.64	833.79M	-51.62	2.39936G	-32.41	2.48366G	-48.12	24.570902G	-44.17	1

802.11ax HEW40_Nss1,(MCS0)_1TX **CSE NdB**

2437MHz

29/10/2018

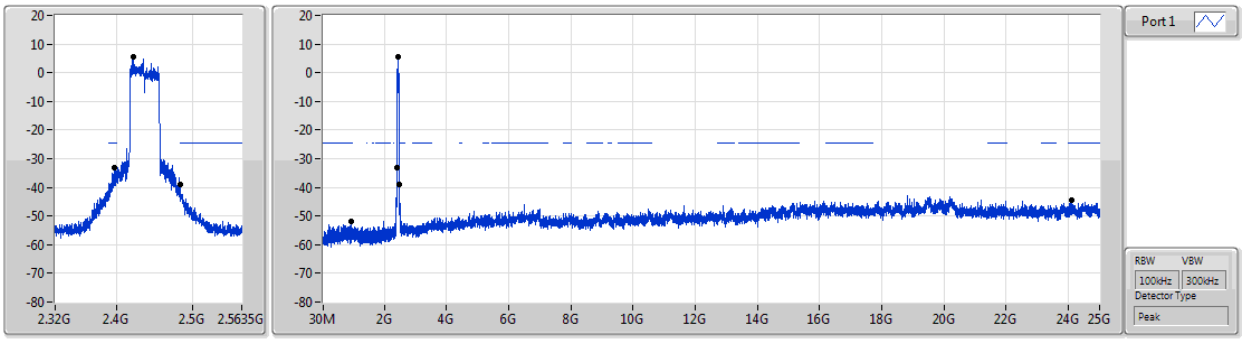

Ref(Hz)	Ref(dBm)	Limit(dBm)	Freq(Hz)	Level(dBm)	Freq(Hz)	Level(dBm)	Freq(Hz)	Level(dBm)	Freq(Hz)	Level(dBm)	Port
2.422044G	5.36	-24.64	920.81M	-51.72	2.39696G	-33.18	2.48382G	-38.81	24.099735G	-44.37	1

802.11ax HEW40_Nss1,(MCS0)_1TX **CSE NdB**

2452MHz

29/10/2018

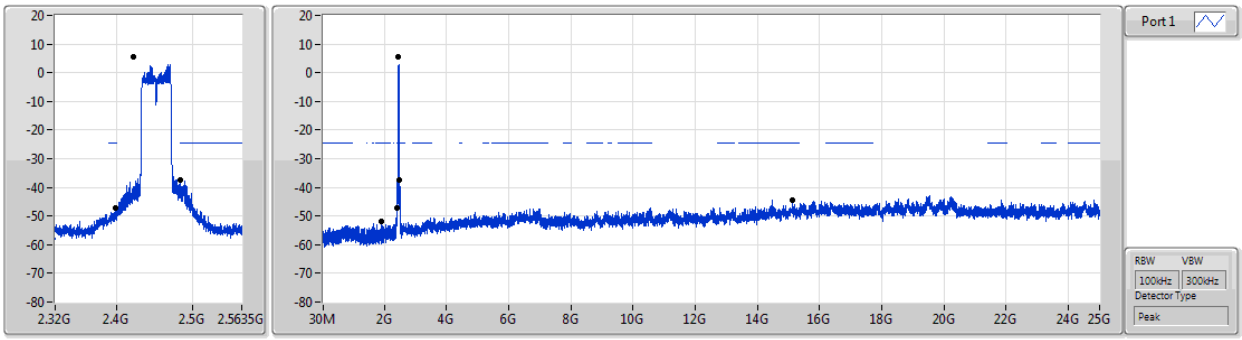

Ref(Hz)	Ref(dBm)	Limit(dBm)	Freq(Hz)	Level(dBm)	Freq(Hz)	Level(dBm)	Freq(Hz)	Level(dBm)	Freq(Hz)	Level(dBm)	Port
2.422044G	5.36	-24.64	1.88719G	-52.07	2.39936G	-47.03	2.48398G	-37.40	15.122331G	-44.30	1

Summary

Mode	Result	Ref (Hz)	Ref (dBm)	Limit (dBm)	Freq (Hz)	Level (dBm)	Freq (Hz)	Level (dBm)	Freq (Hz)	Level (dBm)	Freq (Hz)	Level (dBm)	Port
2.4-2.4835GHz	-	-	-	-	-	-	-	-	-	-	-	-	-
802.11ax HEW20_Nss2,(MCS0)_2TX	Pass	2.431897G	12.12	-17.88	1.965065G	-62.35	2.39904G	-30.26	2.4947G	-53.10	24.533613G	-53.81	2
802.11ax HEW40_Nss2,(MCS0)_2TX	Pass	2.451937G	4.94	-25.06	2.076115G	-62.15	2.39952G	-28.30	2.48542G	-38.50	21.788776G	-54.30	1

Result

Mode	Result	Ref (Hz)	Ref (dBm)	Limit (dBm)	Freq (Hz)	Level (dBm)	Freq (Hz)	Level (dBm)	Freq (Hz)	Level (dBm)	Freq (Hz)	Level (dBm)	Port
802.11ax HEW20_Nss2,(MCS0)_2TX	-	-	-	-	-	-	-	-	-	-	-	-	-
2412MHz	Pass	2.431897G	12.12	-17.88	2.30874G	-61.95	2.39976G	-31.79	2.48526G	-53.08	7.240755G	-54.34	1
2412MHz	Pass	2.431897G	12.12	-17.88	1.965065G	-62.35	2.39904G	-30.26	2.4947G	-53.10	24.533613G	-53.81	2
2437MHz	Pass	2.431897G	12.12	-17.88	2.09904G	-62.56	2.39984G	-32.86	2.4839G	-40.55	24.845474G	-54.26	1
2437MHz	Pass	2.431897G	12.12	-17.88	1.948755G	-61.68	2.39976G	-37.41	2.48454G	-40.76	24.466183G	-54.38	2
2462MHz	Pass	2.431897G	12.12	-17.88	2.12234G	-62.29	2.39584G	-54.92	2.48406G	-39.78	16.45612G	-54.26	1
2462MHz	Pass	2.431897G	12.12	-17.88	2.11069G	-61.51	2.39784G	-54.55	2.48382G	-40.49	24.778045G	-53.43	2
802.11ax HEW40_Nss2,(MCS0)_2TX	-	-	-	-	-	-	-	-	-	-	-	-	-
2422MHz	Pass	2.451937G	4.94	-25.06	2.15512G	-62.92	2.39104G	-31.57	2.48478G	-51.03	16.328293G	-54.30	1
2422MHz	Pass	2.451937G	4.94	-25.06	695.245M	-62.49	2.39312G	-30.35	2.4851G	-48.65	15.102699G	-54.42	2
2437MHz	Pass	2.451937G	4.94	-25.06	2.076115G	-62.15	2.39952G	-28.30	2.48542G	-38.50	21.788776G	-54.30	1
2437MHz	Pass	2.451937G	4.94	-25.06	881.88M	-62.22	2.39984G	-29.85	2.48366G	-36.71	24.514811G	-54.75	2
2452MHz	Pass	2.451937G	4.94	-25.06	2.14825G	-60.76	2.39856G	-46.38	2.48462G	-33.51	21.819626G	-54.72	1
2452MHz	Pass	2.451937G	4.94	-25.06	805.165M	-61.85	2.39888G	-47.00	2.48494G	-32.70	24.07169G	-54.46	2

802.11ax HEW20_Nss2,(MCS0)_2TX CSE NdB

2412MHz

29/10/2018

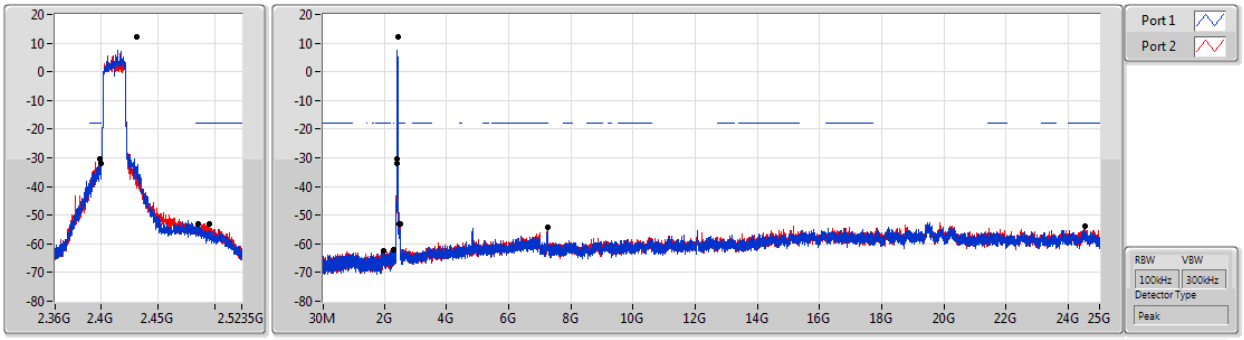

Ref(Hz)	Ref(dBm)	Limit(dBm)	Freq(Hz)	Level(dBm)	Freq(Hz)	Level(dBm)	Freq(Hz)	Level(dBm)	Freq(Hz)	Level(dBm)	Port
2.431897G	12.12	-17.88	2.30874G	-61.95	2.39976G	-31.79	2.48526G	-53.08	7.240755G	-54.34	1
2.431897G	12.12	-17.88	1.965065G	-62.35	2.39904G	-30.26	2.4947G	-53.10	24.533613G	-53.81	2

802.11ax HEW20_Nss2,(MCS0)_2TX CSE NdB

2437MHz

29/10/2018

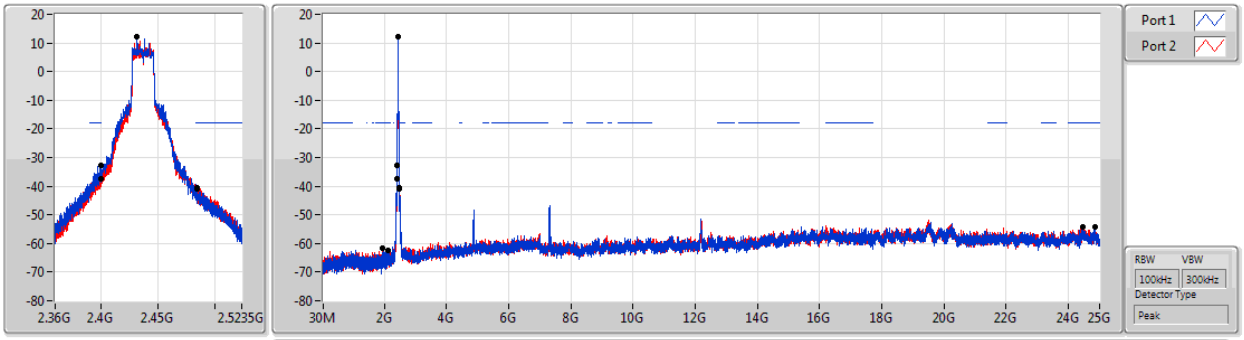

Ref(Hz)	Ref(dBm)	Limit(dBm)	Freq(Hz)	Level(dBm)	Freq(Hz)	Level(dBm)	Freq(Hz)	Level(dBm)	Freq(Hz)	Level(dBm)	Port
2.431897G	12.12	-17.88	2.09904G	-62.56	2.39984G	-32.86	2.4839G	-40.55	24.845474G	-54.26	1
2.431897G	12.12	-17.88	1.948755G	-61.68	2.39976G	-37.41	2.48454G	-40.76	24.466183G	-54.38	2

802.11ax HEW20_Nss2,(MCS0)_2TX CSE NdB

2462MHz

29/10/2018

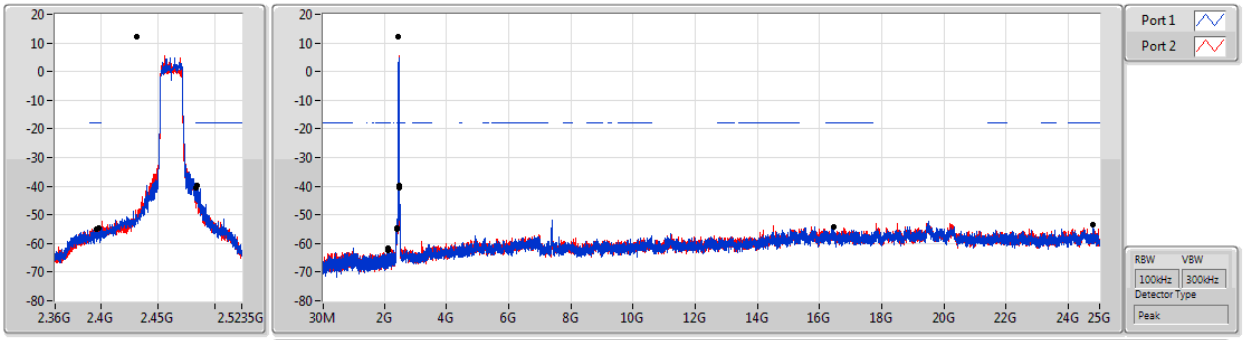

Ref(Hz)	Ref(dBm)	Limit(dBm)	Freq(Hz)	Level(dBm)	Freq(Hz)	Level(dBm)	Freq(Hz)	Level(dBm)	Freq(Hz)	Level(dBm)	Port
2.431897G	12.12	-17.88	2.12234G	-62.29	2.39584G	-54.92	2.48406G	-39.78	16.45612G	-54.26	1
2.431897G	12.12	-17.88	2.11069G	-61.51	2.39784G	-54.55	2.48382G	-40.49	24.778045G	-53.43	2

802.11ax HEW40_Nss2,(MCS0)_2TX CSE NdB

2422MHz

29/10/2018

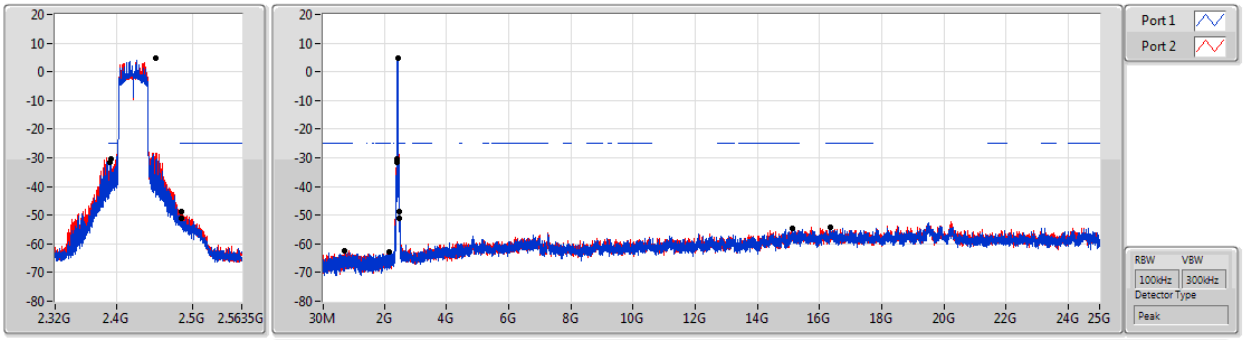

Ref(Hz)	Ref(dBm)	Limit(dBm)	Freq(Hz)	Level(dBm)	Freq(Hz)	Level(dBm)	Freq(Hz)	Level(dBm)	Freq(Hz)	Level(dBm)	Port
2.451937G	4.94	-25.06	2.15512G	-62.92	2.39104G	-31.57	2.48478G	-51.03	16.328293G	-54.30	1
2.451937G	4.94	-25.06	695.245M	-62.49	2.39312G	-30.35	2.4851G	-48.65	15.102699G	-54.42	2

802.11ax HEW40_Nss2,(MCS0)_2TX CSE NdB

2437MHz

29/10/2018

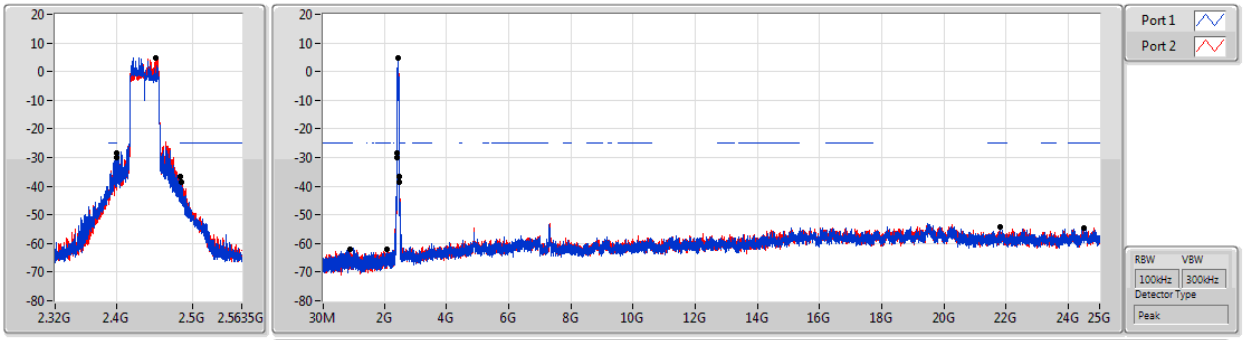

Ref(Hz)	Ref(dBm)	Limit(dBm)	Freq(Hz)	Level(dBm)	Freq(Hz)	Level(dBm)	Freq(Hz)	Level(dBm)	Freq(Hz)	Level(dBm)	Port
2.451937G	4.94	-25.06	2.076115G	-62.15	2.39952G	-28.30	2.48542G	-38.50	21.788776G	-54.30	1
2.451937G	4.94	-25.06	881.88M	-62.22	2.39984G	-29.85	2.48366G	-36.71	24.514811G	-54.75	2

802.11ax HEW40_Nss2,(MCS0)_2TX CSE NdB

2452MHz

29/10/2018

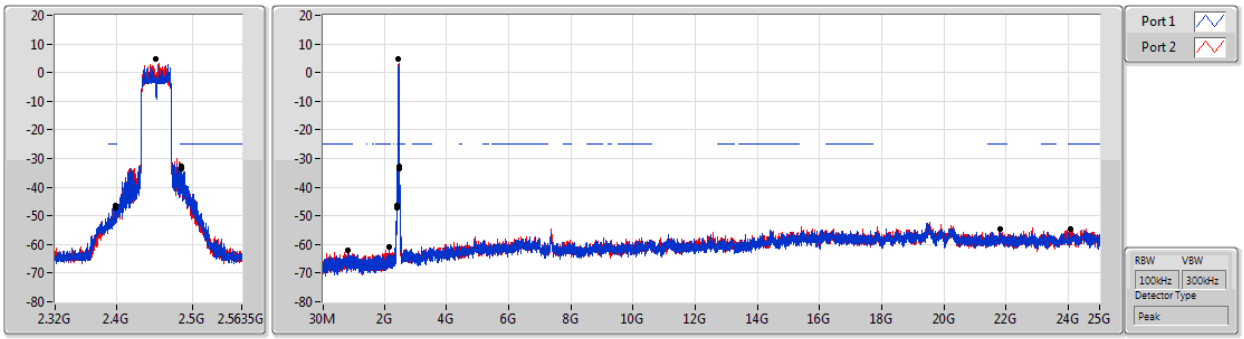

Ref(Hz)	Ref(dBm)	Limit(dBm)	Freq(Hz)	Level(dBm)	Freq(Hz)	Level(dBm)	Freq(Hz)	Level(dBm)	Freq(Hz)	Level(dBm)	Port
2.451937G	4.94	-25.06	2.14825G	-60.76	2.39856G	-46.38	2.48462G	-33.51	21.819626G	-54.72	1
2.451937G	4.94	-25.06	805.165M	-61.85	2.39888G	-47.00	2.48494G	-32.70	24.07169G	-54.46	2

Summary

Mode	Result	Ref (Hz)	Ref (dBm)	Limit (dBm)	Freq (Hz)	Level (dBm)	Freq (Hz)	Level (dBm)	Freq (Hz)	Level (dBm)	Freq (Hz)	Level (dBm)	Port
2.4-2.4835GHz	-	-	-	-	-	-	-	-	-	-	-	-	-
802.11b_Nss1,(1Mbps)_4TX	Pass	2.436406G	16.50	-13.50	2.309905G	-62.05	2.39904G	-27.70	2.48598G	-47.02	7.235136G	-45.28	4
802.11g_Nss1,(6Mbps)_4TX	Pass	2.441917G	10.74	-19.26	2.07807G	-60.74	2.39896G	-26.54	2.48454G	-51.63	7.240755G	-54.00	4

Result

Mode	Result	Ref (Hz)	Ref (dBm)	Limit (dBm)	Freq (Hz)	Level (dBm)	Freq (Hz)	Level (dBm)	Freq (Hz)	Level (dBm)	Freq (Hz)	Level (dBm)	Port
802.11b_Nss1,(1Mbps)_4TX	-	-	-	-	-	-	-	-	-	-	-	-	-
2412MHz	Pass	2.436406G	16.50	-13.50	2.130495G	-62.17	2.39656G	-29.53	2.48422G	-50.29	7.235136G	-43.57	1
2412MHz	Pass	2.436406G	16.50	-13.50	2.307575G	-61.53	2.39656G	-30.04	2.48406G	-48.22	7.235136G	-45.28	2
2412MHz	Pass	2.436406G	16.50	-13.50	907.245M	-61.95	2.39904G	-29.76	2.48382G	-50.30	7.235136G	-45.49	3
2412MHz	Pass	2.436406G	16.50	-13.50	2.309905G	-62.05	2.39904G	-27.70	2.48598G	-47.02	7.235136G	-45.28	4
2437MHz	Pass	2.436406G	16.50	-13.50	2.13399G	-61.64	2.39992G	-43.26	2.4859G	-44.91	15.082244G	-53.93	1
2437MHz	Pass	2.436406G	16.50	-13.50	1.624885G	-62.48	2.39984G	-45.43	2.4859G	-45.65	16.413977G	-54.07	2
2437MHz	Pass	2.436406G	16.50	-13.50	2.17127G	-61.82	2.39984G	-45.73	2.48958G	-45.86	24.55047G	-54.16	3
2437MHz	Pass	2.436406G	16.50	-13.50	2.195735G	-62.00	2.39952G	-37.01	2.4855G	-43.48	23.46036G	-53.64	4
2462MHz	Pass	2.436406G	16.50	-13.50	2.02215G	-62.34	2.398G	-51.36	2.48598G	-46.19	15.146864G	-54.13	1
2462MHz	Pass	2.436406G	16.50	-13.50	2.00817G	-61.46	2.39608G	-51.42	2.48358G	-45.44	24.491469G	-54.18	2
2462MHz	Pass	2.436406G	16.50	-13.50	1.62139G	-61.00	2.39936G	-53.08	2.49318G	-49.52	16.360595G	-54.37	3
2462MHz	Pass	2.436406G	16.50	-13.50	2.15496G	-61.89	2.3952G	-48.99	2.48598G	-43.18	24.109369G	-53.94	4
802.11g_Nss1,(6Mbps)_4TX	-	-	-	-	-	-	-	-	-	-	-	-	-
2412MHz	Pass	2.441917G	10.74	-19.26	942.195M	-62.25	2.39992G	-29.37	2.48574G	-53.49	24.154322G	-53.03	1
2412MHz	Pass	2.441917G	10.74	-19.26	570.56M	-61.12	2.39888G	-28.84	2.48462G	-53.16	7.237946G	-53.94	2
2412MHz	Pass	2.441917G	10.74	-19.26	2.135155G	-61.78	2.3992G	-29.97	2.49462G	-52.70	24.151512G	-53.67	3
2412MHz	Pass	2.441917G	10.74	-19.26	2.07807G	-60.74	2.39896G	-26.54	2.48454G	-51.63	7.240755G	-54.00	4
2437MHz	Pass	2.441917G	10.74	-19.26	2.114185G	-61.61	2.39992G	-35.68	2.48374G	-43.43	24.525184G	-54.97	1
2437MHz	Pass	2.441917G	10.74	-19.26	900.255M	-62.55	2.39856G	-38.35	2.48718G	-43.09	16.340928G	-54.30	2
2437MHz	Pass	2.441917G	10.74	-19.26	1.993025G	-62.41	2.39856G	-37.73	2.48422G	-43.62	24.499898G	-54.48	3
2437MHz	Pass	2.441917G	10.74	-19.26	2.160785G	-61.95	2.39856G	-32.68	2.48598G	-37.99	24.558899G	-54.25	4
2462MHz	Pass	2.441917G	10.74	-19.26	684.73M	-62.24	2.39568G	-53.17	2.48382G	-41.06	24.48585G	-53.64	1
2462MHz	Pass	2.441917G	10.74	-19.26	1.899825G	-62.60	2.39896G	-52.90	2.48382G	-41.37	24.011034G	-54.17	2
2462MHz	Pass	2.441917G	10.74	-19.26	907.245M	-62.23	2.39736G	-54.12	2.48446G	-41.71	24.763997G	-53.80	3
2462MHz	Pass	2.441917G	10.74	-19.26	711.525M	-62.61	2.39552G	-53.97	2.48414G	-37.20	16.399929G	-53.37	4

802.11b_Nss1,(1Mbps)_4TX **CSE NdB**

2412MHz

29/10/2018

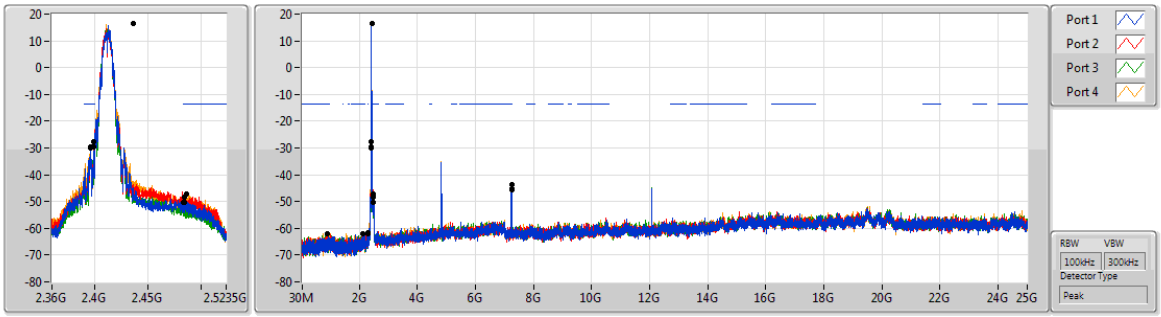

Ref(Hz)	Ref(dBm)	Limit(dBm)	Freq(Hz)	Level(dBm)	Freq(Hz)	Level(dBm)	Freq(Hz)	Level(dBm)	Freq(Hz)	Level(dBm)	Port
2.436406G	16.50	-13.50	2.130495G	-62.17	2.39656G	-29.53	2.48422G	-50.29	7.235136G	-43.57	1
2.436406G	16.50	-13.50	2.307575G	-61.53	2.39656G	-30.04	2.48406G	-48.22	7.235136G	-45.28	2
2.436406G	16.50	-13.50	907.245M	-61.95	2.39904G	-29.76	2.48382G	-50.30	7.235136G	-45.49	3
2.436406G	16.50	-13.50	2.309905G	-62.05	2.39904G	-27.70	2.48598G	-47.02	7.235136G	-45.28	4

802.11b_Nss1,(1Mbps)_4TX **CSE NdB**

2437MHz

29/10/2018

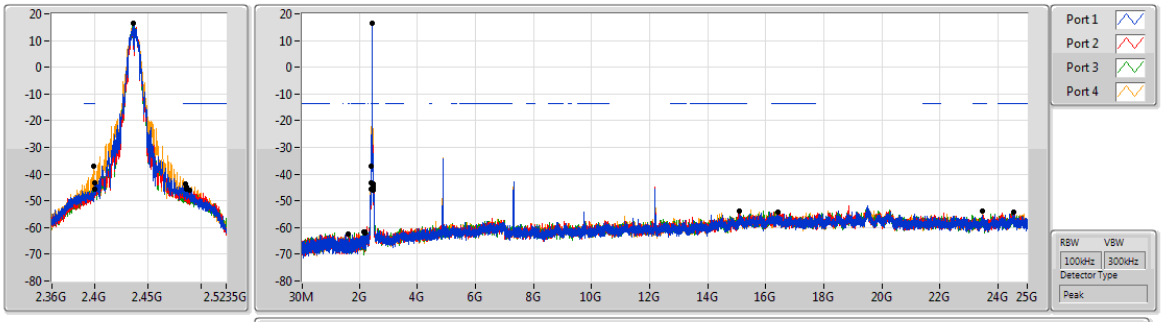

Ref(Hz)	Ref(dBm)	Limit(dBm)	Freq(Hz)	Level(dBm)	Freq(Hz)	Level(dBm)	Freq(Hz)	Level(dBm)	Freq(Hz)	Level(dBm)	Port
2.436406G	16.50	-13.50	2.13399G	-61.64	2.39992G	-43.26	2.4859G	-44.91	15.082244G	-53.93	1
2.436406G	16.50	-13.50	1.624885G	-62.48	2.39984G	-45.43	2.4859G	-45.65	16.413977G	-54.07	2
2.436406G	16.50	-13.50	2.17127G	-61.82	2.39984G	-45.73	2.48958G	-45.86	24.55047G	-54.16	3
2.436406G	16.50	-13.50	2.195735G	-62.00	2.39952G	-37.01	2.4855G	-43.48	23.46036G	-53.64	4

802.11b_Nss1,(1Mbps)_4TX **CSE NdB**

2462MHz

29/10/2018

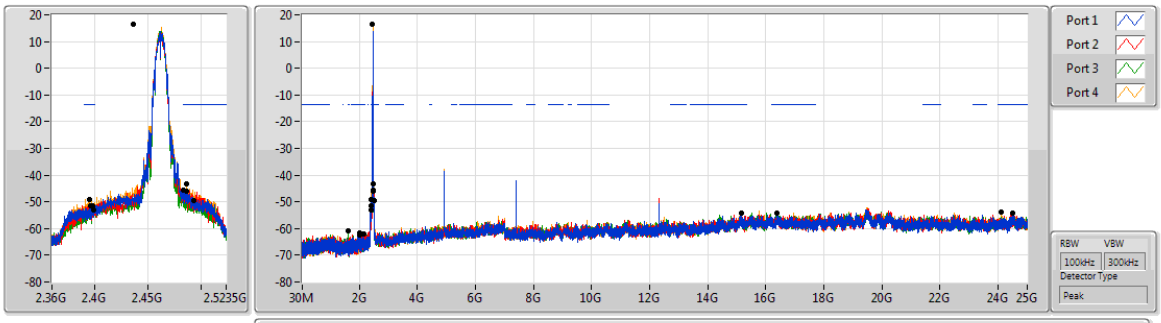

Ref(Hz)	Ref(dBm)	Limit(dBm)	Freq(Hz)	Level(dBm)	Freq(Hz)	Level(dBm)	Freq(Hz)	Level(dBm)	Freq(Hz)	Level(dBm)	Port
2.436406G	16.50	-13.50	2.02215G	-62.34	2.398G	-51.36	2.48598G	-46.19	15.146864G	-54.13	1
2.436406G	16.50	-13.50	2.00817G	-61.46	2.39608G	-51.42	2.48358G	-45.44	24.491469G	-54.18	2
2.436406G	16.50	-13.50	1.62139G	-61.00	2.39936G	-53.08	2.49318G	-49.52	16.360595G	-54.37	3
2.436406G	16.50	-13.50	2.15496G	-61.89	2.3952G	-48.99	2.48598G	-43.18	24.109369G	-53.94	4

802.11g_Nss1,(6Mbps)_4TX **CSE NdB**

2412MHz

29/10/2018

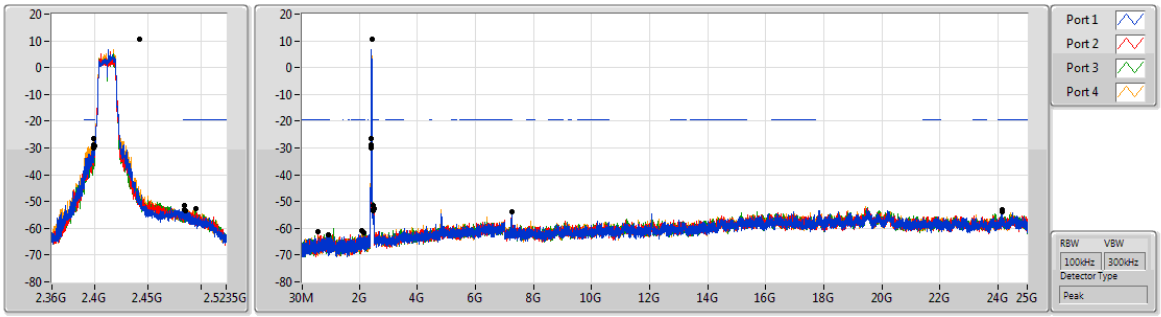

Ref(Hz)	Ref(dBm)	Limit(dBm)	Freq(Hz)	Level(dBm)	Freq(Hz)	Level(dBm)	Freq(Hz)	Level(dBm)	Freq(Hz)	Level(dBm)	Port
2.441917G	10.74	-19.26	942.195M	-62.25	2.39992G	-29.37	2.48574G	-53.49	24.154322G	-53.03	1
2.441917G	10.74	-19.26	570.56M	-61.12	2.39888G	-28.84	2.48462G	-53.16	7.237946G	-53.94	2
2.441917G	10.74	-19.26	2.135155G	-61.78	2.3992G	-29.97	2.49462G	-52.70	24.151512G	-53.67	3
2.441917G	10.74	-19.26	2.07807G	-60.74	2.39896G	-26.54	2.48454G	-51.63	7.240755G	-54.00	4

802.11g_Nss1,(6Mbps)_4TX **CSE NdB**

2437MHz

29/10/2018

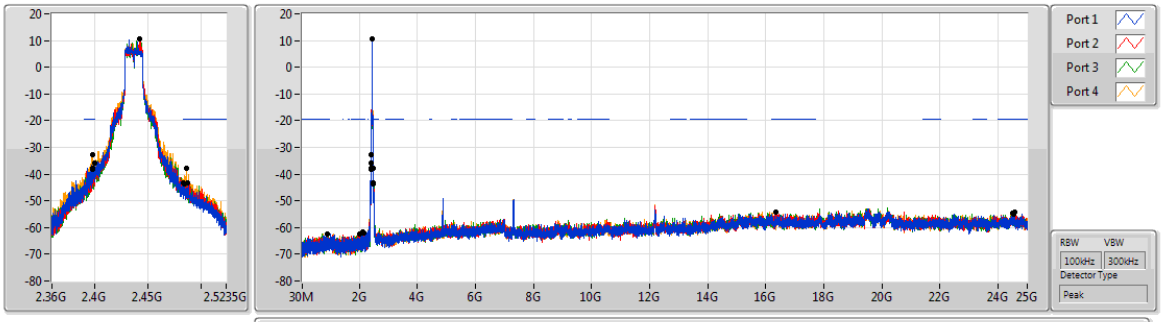

Ref(Hz)	Ref(dBm)	Limit(dBm)	Freq(Hz)	Level(dBm)	Freq(Hz)	Level(dBm)	Freq(Hz)	Level(dBm)	Freq(Hz)	Level(dBm)	Port
2.441917G	10.74	-19.26	2.114185G	-61.61	2.39992G	-35.68	2.48374G	-43.43	24.525184G	-54.97	1
2.441917G	10.74	-19.26	900.255M	-62.55	2.39856G	-38.35	2.48718G	-43.09	16.340928G	-54.30	2
2.441917G	10.74	-19.26	1.993025G	-62.41	2.39856G	-37.73	2.48422G	-43.62	24.499898G	-54.48	3
2.441917G	10.74	-19.26	2.160785G	-61.95	2.39856G	-32.68	2.48598G	-37.99	24.558899G	-54.25	4

802.11g_Nss1,(6Mbps)_4TX **CSE NdB**

2462MHz

29/10/2018

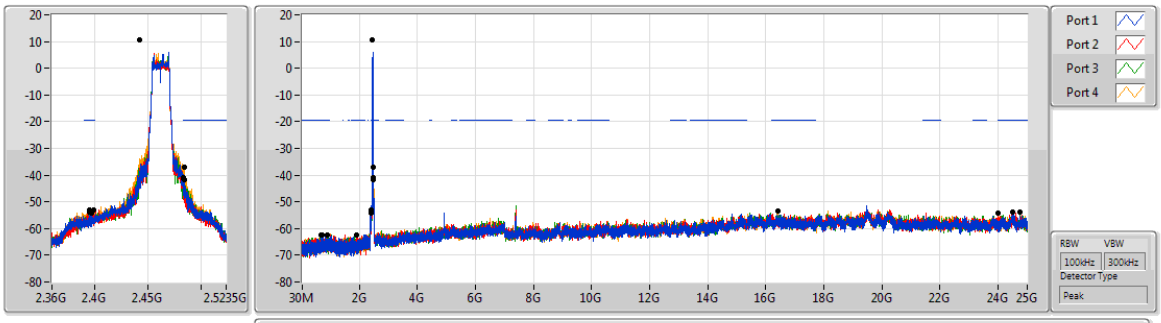

Ref(Hz)	Ref(dBm)	Limit(dBm)	Freq(Hz)	Level(dBm)	Freq(Hz)	Level(dBm)	Freq(Hz)	Level(dBm)	Freq(Hz)	Level(dBm)	Port
2.441917G	10.74	-19.26	684.73M	-62.24	2.39568G	-53.17	2.48382G	-41.06	24.48585G	-53.64	1
2.441917G	10.74	-19.26	1.899825G	-62.60	2.39896G	-52.90	2.48382G	-41.37	24.011034G	-54.17	2
2.441917G	10.74	-19.26	907.245M	-62.23	2.39736G	-54.12	2.48446G	-41.71	24.763997G	-53.80	3
2.441917G	10.74	-19.26	711.525M	-62.61	2.39552G	-53.97	2.48414G	-37.20	16.399929G	-53.37	4

Summary

Mode	Result	Ref (Hz)	Ref (dBm)	Limit (dBm)	Freq (Hz)	Level (dBm)	Freq (Hz)	Level (dBm)	Freq (Hz)	Level (dBm)	Freq (Hz)	Level (dBm)	Port
2.4-2.4835GHz	-	-	-	-	-	-	-	-	-	-	-	-	-
802.11ax HEW20_Nss1,(MCS0)_4TX	Pass	2.430728G	11.51	-18.49	2.302915G	-62.06	2.39752G	-34.43	2.48358G	-43.94	15.141245G	-54.50	1
802.11ax HEW40_Nss1,(MCS0)_4TX	Pass	2.434402G	4.00	-26.00	2.192905G	-62.59	2.39936G	-34.44	2.48734G	-46.00	16.381579G	-54.69	1

Result

Mode	Result	Ref (Hz)	Ref (dBm)	Limit (dBm)	Freq (Hz)	Level (dBm)	Freq (Hz)	Level (dBm)	Freq (Hz)	Level (dBm)	Freq (Hz)	Level (dBm)	Port
802.11ax HEW20_Nss1,(MCS0)_4TX	-	-	-	-	-	-	-	-	-	-	-	-	-
2412MHz	Pass	2.430728G	11.51	-18.49	765.115M	-62.65	2.39928G	-40.61	2.49374G	-54.69	24.539232G	-54.15	1
2437MHz	Pass	2.430728G	11.51	-18.49	2.302915G	-62.06	2.39752G	-34.43	2.48358G	-43.94	15.141245G	-54.50	1
2462MHz	Pass	2.430728G	11.51	-18.49	664.925M	-62.43	2.39816G	-56.55	2.48422G	-51.03	16.767982G	-54.01	1
802.11ax HEW40_Nss1,(MCS0)_4TX	-	-	-	-	-	-	-	-	-	-	-	-	-
2422MHz	Pass	2.434402G	4.00	-26.00	944.855M	-62.34	2.39984G	-37.26	2.48398G	-50.13	24.467133G	-54.32	1
2437MHz	Pass	2.434402G	4.00	-26.00	2.192905G	-62.59	2.39936G	-34.44	2.48734G	-46.00	16.381579G	-54.69	1
2452MHz	Pass	2.434402G	4.00	-26.00	2.300535G	-62.76	2.39856G	-47.82	2.48638G	-39.81	24.472742G	-55.06	1

802.11ax HEW20_Nss1,(MCS0)_4TX **CSE NdB**

2412MHz

29/10/2018

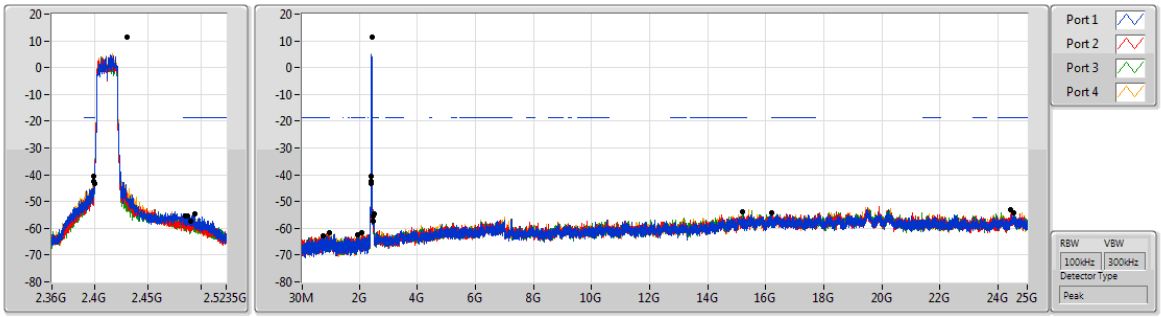

Ref(Hz)	Ref(dBm)	Limit(dBm)	Freq(Hz)	Level(dBm)	Freq(Hz)	Level(dBm)	Freq(Hz)	Level(dBm)	Freq(Hz)	Level(dBm)	Port
2.430728G	11.51	-18.49	765.115M	-62.65	2.39928G	-40.61	2.49374G	-54.69	24.539232G	-54.15	1
2.430728G	11.51	-18.49	2.08739G	-61.72	2.39992G	-43.29	2.48726G	-55.47	16.206069G	-54.19	2
2.430728G	11.51	-18.49	1.9406G	-62.29	2.39984G	-43.37	2.49062G	-57.17	15.200246G	-53.83	3
2.430728G	11.51	-18.49	955.01M	-61.82	2.3996G	-42.34	2.48558G	-55.41	24.438088G	-53.15	4

802.11ax HEW20_Nss1,(MCS0)_4TX **CSE NdB**

2437MHz

29/10/2018

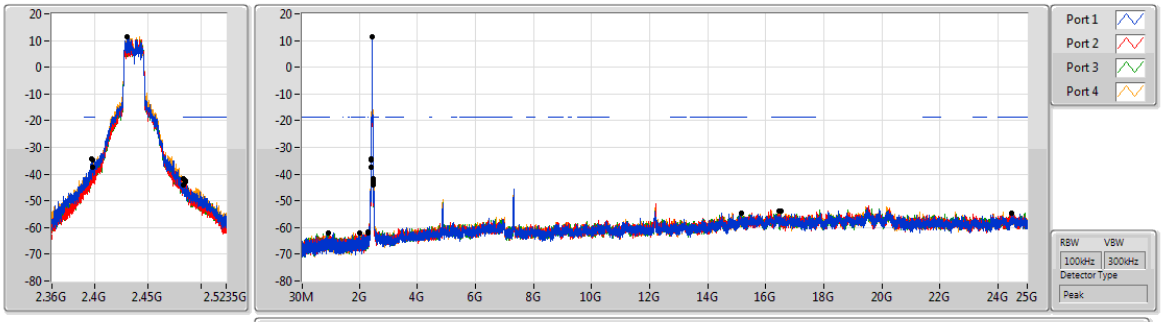

Ref(Hz)	Ref(dBm)	Limit(dBm)	Freq(Hz)	Level(dBm)	Freq(Hz)	Level(dBm)	Freq(Hz)	Level(dBm)	Freq(Hz)	Level(dBm)	Port
2.430728G	11.51	-18.49	2.302915G	-62.06	2.39752G	-34.43	2.48358G	-43.94	15.141245G	-54.50	1
2.430728G	11.51	-18.49	2.011665G	-61.87	2.39848G	-37.31	2.48366G	-41.55	24.474612G	-54.74	2
2.430728G	11.51	-18.49	2.30175G	-61.46	2.39848G	-37.26	2.48574G	-42.74	16.506693G	-53.94	3
2.430728G	11.51	-18.49	925.885M	-61.94	2.39848G	-34.83	2.48494G	-42.35	16.453311G	-53.70	4

802.11ax HEW20_Nss1,(MCS0)_4TX **CSE NdB**

2462MHz

29/10/2018

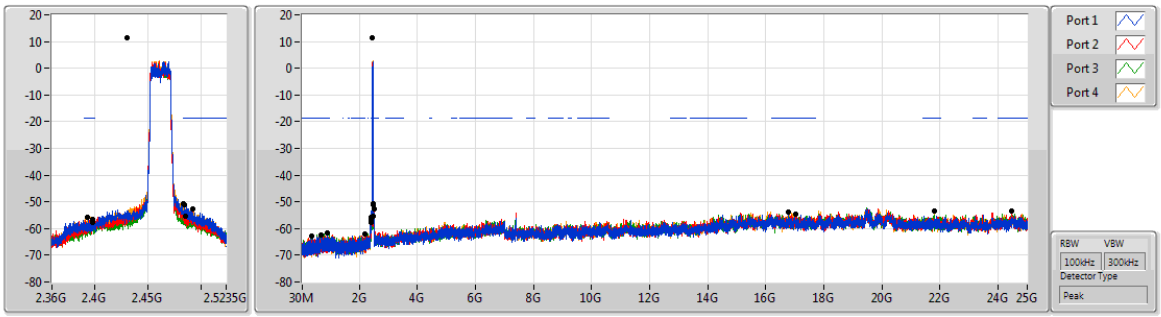

Ref(Hz)	Ref(dBm)	Limit(dBm)	Freq(Hz)	Level(dBm)	Freq(Hz)	Level(dBm)	Freq(Hz)	Level(dBm)	Freq(Hz)	Level(dBm)	Port
2.430728G	11.51	-18.49	664.925M	-62.43	2.39816G	-56.55	2.48422G	-51.03	16.767982G	-54.01	1
2.430728G	11.51	-18.49	2.16894G	-62.00	2.3984G	-56.42	2.49254G	-52.70	24.468993G	-53.41	2
2.430728G	11.51	-18.49	903.75M	-61.76	2.39816G	-57.69	2.48526G	-55.33	17.012414G	-54.57	3
2.430728G	11.51	-18.49	345.715M	-62.80	2.39328G	-55.74	2.48374G	-50.75	21.799908G	-53.60	4

802.11ax HEW40_Nss1,(MCS0)_4TX CSE NdB

2422MHz

29/10/2018

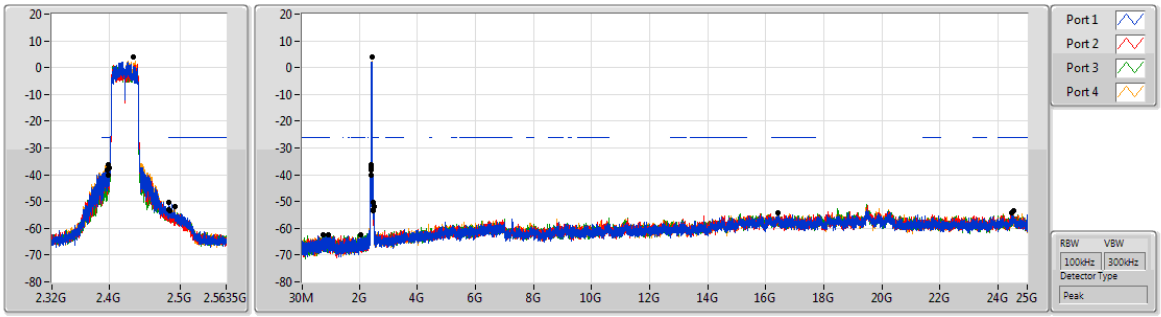

Ref(Hz)	Ref(dBm)	Limit(dBm)	Freq(Hz)	Level(dBm)	Freq(Hz)	Level(dBm)	Freq(Hz)	Level(dBm)	Freq(Hz)	Level(dBm)	Port
2.434402G	4.00	-26.00	944.855M	-62.34	2.39984G	-37.26	2.48398G	-50.13	24.467133G	-54.32	1
2.434402G	4.00	-26.00	2.039475G	-62.42	2.39792G	-38.02	2.48398G	-53.19	16.406821G	-54.08	2
2.434402G	4.00	-26.00	759.365M	-62.38	2.39904G	-40.33	2.4851G	-53.54	24.497983G	-53.71	3
2.434402G	4.00	-26.00	931.115M	-62.53	2.39808G	-36.31	2.49198G	-51.99	24.542856G	-53.43	4

802.11ax HEW40_Nss1,(MCS0)_4TX CSE NdB

2437MHz

29/10/2018

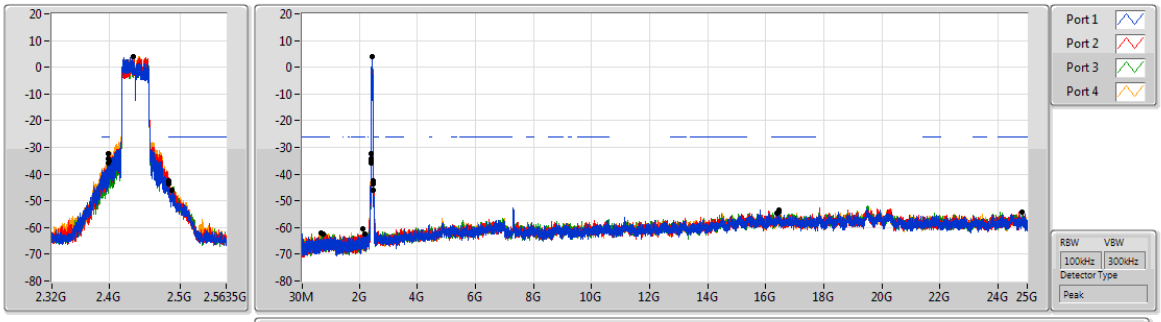

Ref(Hz)	Ref(dBm)	Limit(dBm)	Freq(Hz)	Level(dBm)	Freq(Hz)	Level(dBm)	Freq(Hz)	Level(dBm)	Freq(Hz)	Level(dBm)	Port
2.434402G	4.00	-26.00	2.192905G	-62.59	2.39936G	-34.44	2.48734G	-46.00	16.381579G	-54.69	1
2.434402G	4.00	-26.00	739.9M	-62.23	2.39952G	-35.09	2.48382G	-43.16	16.44328G	-53.63	2
2.434402G	4.00	-26.00	662.04M	-62.04	2.39936G	-35.72	2.48398G	-43.85	16.434866G	-54.21	3
2.434402G	4.00	-26.00	2.108175G	-60.46	2.3992G	-32.53	2.48382G	-42.32	24.823313G	-54.15	4

802.11ax HEW40_Nss1,(MCS0)_4TX CSE NdB

2452MHz

29/10/2018

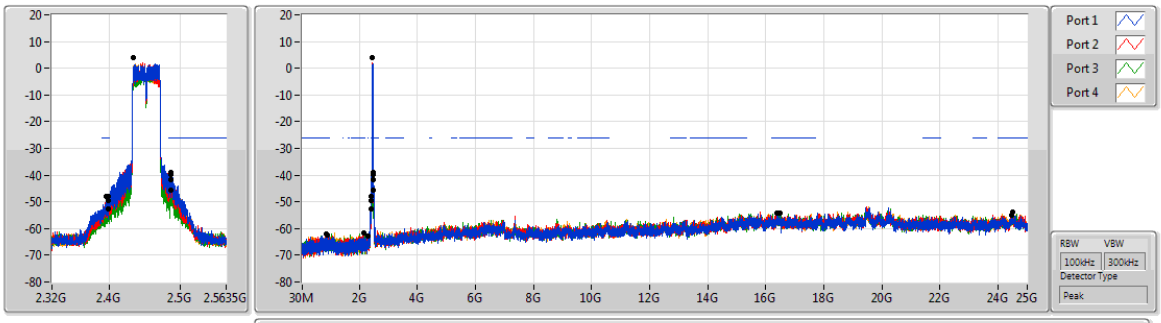

Ref(Hz)	Ref(dBm)	Limit(dBm)	Freq(Hz)	Level(dBm)	Freq(Hz)	Level(dBm)	Freq(Hz)	Level(dBm)	Freq(Hz)	Level(dBm)	Port
2.434402G	4.00	-26.00	2.300535G	-62.76	2.39856G	-47.82	2.48638G	-39.81	24.472742G	-55.06	1
2.434402G	4.00	-26.00	2.15283G	-61.81	2.39856G	-49.38	2.48558G	-38.96	16.476935G	-54.25	2
2.434402G	4.00	-26.00	870.43M	-62.06	2.3984G	-52.78	2.48638G	-45.47	24.483961G	-53.69	3
2.434402G	4.00	-26.00	897.91M	-62.40	2.39648G	-48.14	2.48638G	-41.55	16.381579G	-54.38	4

Summary

Mode	Result	Ref (Hz)	Ref (dBm)	Limit (dBm)	Freq (Hz)	Level (dBm)	Freq (Hz)	Level (dBm)	Freq (Hz)	Level (dBm)	Freq (Hz)	Level (dBm)	Port
2.4-2.4835GHz	-	-	-	-	-	-	-	-	-	-	-	-	-
802.11ax HEW20-BF_Nss1,(MCS0)_4TX	Pass	2.43574G	4.17	-25.83	49.81M	-59.68	2.39992G	-44.99	2.4935G	-58.66	15.26768G	-54.63	3
802.11ax HEW40-BF_Nss1,(MCS0)_4TX	Pass	2.42939G	0.69	-29.31	49.47M	-60.93	2.39952G	-48.96	2.48846G	-54.89	24.47835G	-55.32	4

Result

Mode	Result	Ref (Hz)	Ref (dBm)	Limit (dBm)	Freq (Hz)	Level (dBm)	Freq (Hz)	Level (dBm)	Freq (Hz)	Level (dBm)	Freq (Hz)	Level (dBm)	Port
802.11ax HEW20-BF_Nss1,(MCS0)_4TX	-	-	-	-	-	-	-	-	-	-	-	-	-
2412MHz	Pass	2.43574G	4.17	-25.83	49.81M	-58.97	2.39984G	-45.96	2.48518G	-57.37	16.32969G	-54.91	1
2412MHz	Pass	2.43574G	4.17	-25.83	1.8742G	-60.39	2.39976G	-46.16	2.49278G	-58.11	16.50388G	-54.03	2
2412MHz	Pass	2.43574G	4.17	-25.83	49.81M	-59.68	2.39992G	-44.99	2.4935G	-58.66	15.26768G	-54.63	3
2412MHz	Pass	2.43574G	4.17	-25.83	1.83692G	-60.13	2.39984G	-47.12	2.48686G	-58.59	6.98509G	-54.88	4
2437MHz	Pass	2.43574G	4.17	-25.83	2.30641G	-60.50	2.3992G	-51.99	2.48462G	-53.07	16.21731G	-54.73	1
2437MHz	Pass	2.43574G	4.17	-25.83	49.81M	-59.08	2.39904G	-52.66	2.48478G	-55.34	14.50628G	-55.13	2
2437MHz	Pass	2.43574G	4.17	-25.83	49.81M	-59.77	2.39488G	-53.30	2.48782G	-52.64	16.48141G	-54.78	3
2437MHz	Pass	2.43574G	4.17	-25.83	546.1M	-60.67	2.39832G	-54.25	2.48694G	-54.76	6.58051G	-55.44	4
2462MHz	Pass	2.43574G	4.17	-25.83	49.81M	-60.32	2.39912G	-58.26	2.48438G	-49.50	23.3536G	-54.03	1
2462MHz	Pass	2.43574G	4.17	-25.83	950.35M	-61.74	2.39808G	-57.55	2.48358G	-53.79	16.44769G	-54.75	2
2462MHz	Pass	2.43574G	4.17	-25.83	49.81M	-60.06	2.3968G	-57.47	2.48374G	-51.49	16.44769G	-54.42	3
2462MHz	Pass	2.43574G	4.17	-25.83	49.81M	-59.04	2.39272G	-57.76	2.48414G	-53.46	16.78203G	-55.16	4
802.11ax HEW40-BF_Nss1,(MCS0)_4TX	-	-	-	-	-	-	-	-	-	-	-	-	-
2422MHz	Pass	2.42939G	0.69	-29.31	2.16199G	-60.19	2.39888G	-49.27	2.4851G	-56.88	16.67325G	-54.42	1
2422MHz	Pass	2.42939G	0.69	-29.31	918.52M	-60.44	2.39856G	-51.07	2.49566G	-57.74	16.81629G	-54.29	2
2422MHz	Pass	2.42939G	0.69	-29.31	49.47M	-60.86	2.39968G	-51.01	2.48414G	-56.89	24.8794G	-54.91	3
2422MHz	Pass	2.42939G	0.69	-29.31	2.02001G	-61.58	2.39888G	-51.41	2.48926G	-57.70	15.2233G	-53.57	4
2437MHz	Pass	2.42939G	0.69	-29.31	49.47M	-60.25	2.39952G	-49.20	2.48942G	-54.24	16.46291G	-55.22	1
2437MHz	Pass	2.42939G	0.69	-29.31	2.19176G	-60.46	2.39584G	-52.80	2.48494G	-54.75	15.28219G	-54.58	2
2437MHz	Pass	2.42939G	0.69	-29.31	2.07612G	-60.58	2.39648G	-52.36	2.4867G	-53.65	24.45591G	-53.58	3
2437MHz	Pass	2.42939G	0.69	-29.31	49.47M	-60.93	2.39952G	-48.96	2.48846G	-54.89	24.47835G	-55.32	4
2452MHz	Pass	2.42939G	0.69	-29.31	49.47M	-60.67	2.39968G	-56.85	2.4843G	-54.03	16.44328G	-54.28	1
2452MHz	Pass	2.42939G	0.69	-29.31	2.15856G	-60.91	2.39888G	-57.33	2.48462G	-54.93	16.21611G	-55.18	2
2452MHz	Pass	2.42939G	0.69	-29.31	935.7M	-60.73	2.3984G	-57.20	2.4843G	-55.37	16.24696G	-54.37	3
2452MHz	Pass	2.42939G	0.69	-29.31	49.47M	-60.82	2.39984G	-56.05	2.49374G	-55.20	16.71532G	-54.68	4

802.11ax HEW20-BF_Nss1,(MCS0)_4TX **CSE NdB**

2412MHz

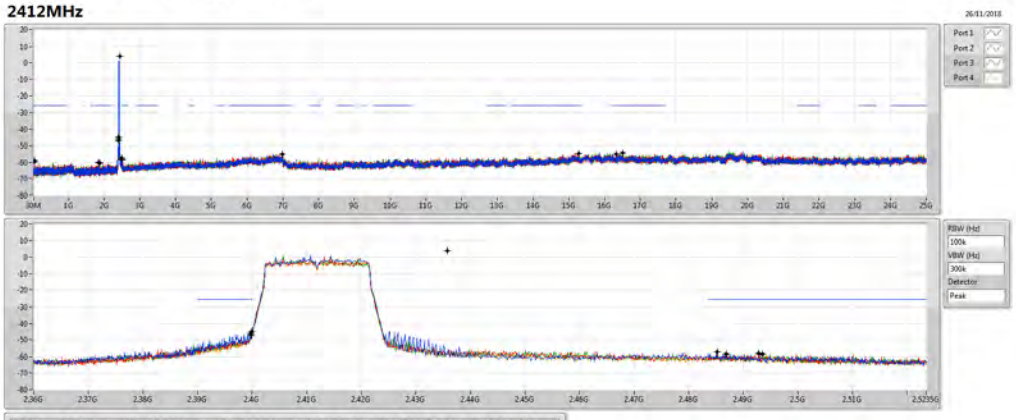

Ref(Hz)	Ref(dBm)	Limit(dBm)	Freq(Hz)	Level(dBm)	Freq(Hz)	Level(dBm)	Freq(Hz)	Level(dBm)	Freq(Hz)	Level(dBm)	Port
2.43574G	4.17	-25.83	49.81M	-58.97	2.39984G	-45.96	2.48518G	-57.37	16.32969G	-54.91	1
2.43574G	4.17	-25.83	1.8742G	-60.39	2.39976G	-46.16	2.48278G	-58.11	16.50388G	-54.03	2
2.43574G	4.17	-25.83	49.81M	-59.68	2.39992G	-44.99	2.49105G	-58.66	15.26768G	-54.61	3
2.43574G	4.17	-25.83	1.83692G	-60.13	2.39984G	-47.12	2.48686G	-58.59	6.98509G	-54.88	4

802.11ax HEW20-BF_Nss1,(MCS0)_4TX **CSE NdB**

2437MHz

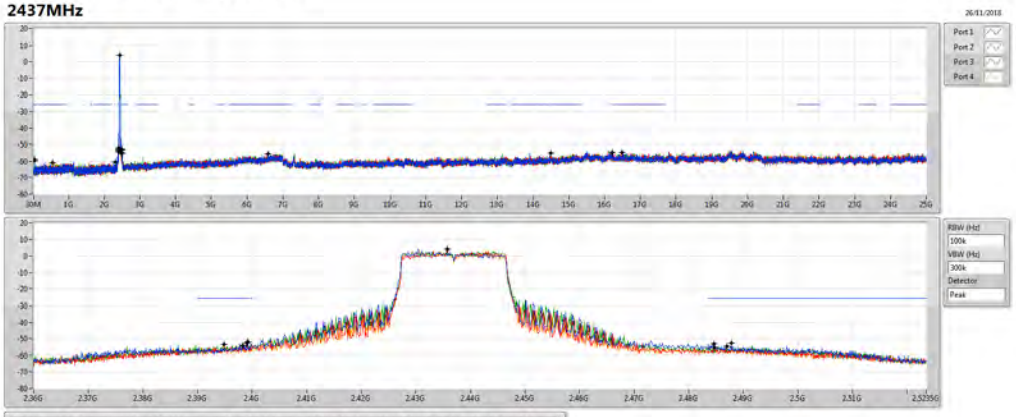

Ref(Hz)	Ref(dBm)	Limit(dBm)	Freq(Hz)	Level(dBm)	Freq(Hz)	Level(dBm)	Freq(Hz)	Level(dBm)	Freq(Hz)	Level(dBm)	Port
2.43574G	4.17	-25.83	2.30641G	-60.50	2.3992G	-51.99	2.48462G	-53.07	16.23735G	-54.73	1
2.43574G	4.17	-25.83	49.81M	-59.08	2.39904G	-52.66	2.48478G	-55.34	14.50628G	-55.13	2
2.43574G	4.17	-25.83	49.81M	-59.77	2.39488G	-53.30	2.48782G	-52.64	16.48141G	-54.78	3
2.43574G	4.17	-25.83	546.1M	-60.67	2.39832G	-54.25	2.48694G	-54.76	6.58051G	-55.44	4

802.11ax HEW20-BF_Nss1,(MCS0)_4TX **CSE NdB**

2462MHz

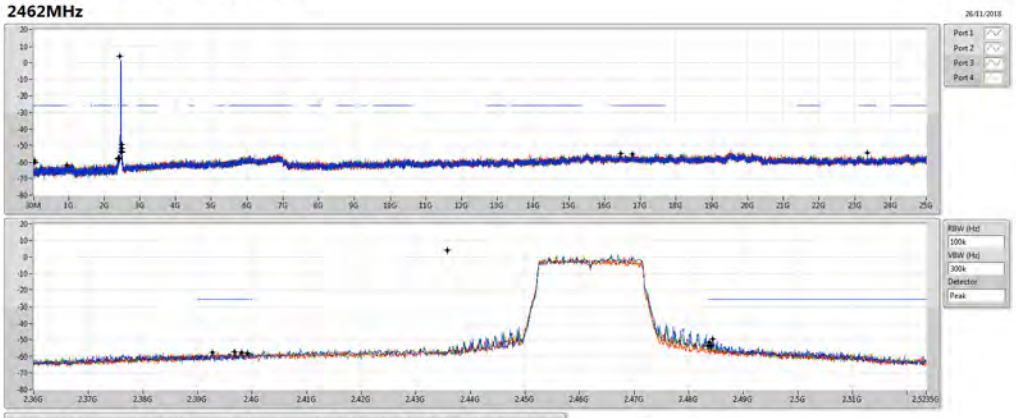

Ref(Hz)	Ref(dBm)	Limit(dBm)	Freq(Hz)	Level(dBm)	Freq(Hz)	Level(dBm)	Freq(Hz)	Level(dBm)	Freq(Hz)	Level(dBm)	Port
2.43574G	4.17	-25.83	49.81M	-60.32	2.39012G	-58.26	2.48438G	-49.50	23.3536G	-54.03	1
2.43574G	4.17	-25.83	950.35M	-61.74	2.39808G	-57.55	2.48358G	-53.79	16.44769G	-54.75	2
2.43574G	4.17	-25.83	49.81M	-60.06	2.3968G	-57.47	2.48374G	-51.49	16.44769G	-54.42	3
2.43574G	4.17	-25.83	49.81M	-59.04	2.39272G	-57.76	2.48414G	-53.46	16.78203G	-55.16	4

802.11ax HEW40-BF_Nss1,(MCS0)_4TX CSE NdB

2422MHz

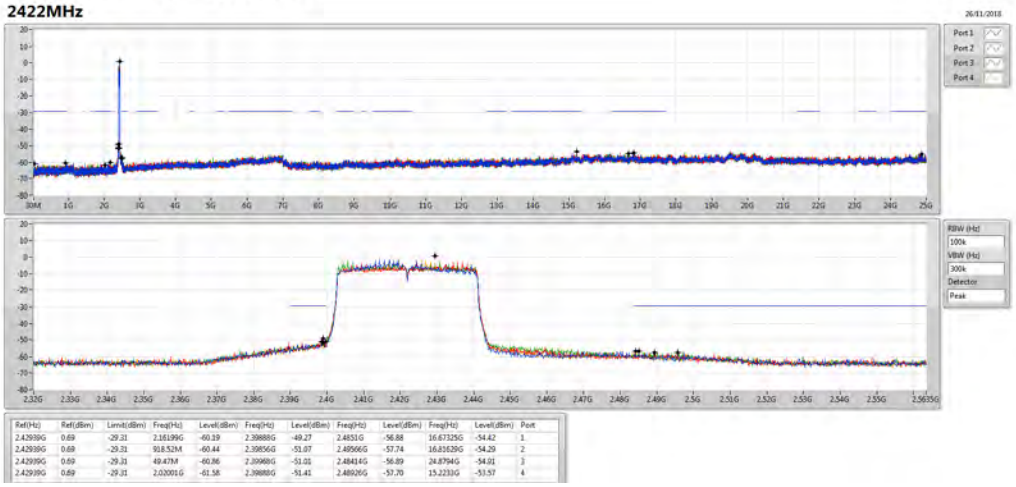

802.11ax HEW40-BF_Nss1,(MCS0)_4TX CSE NdB

2437MHz

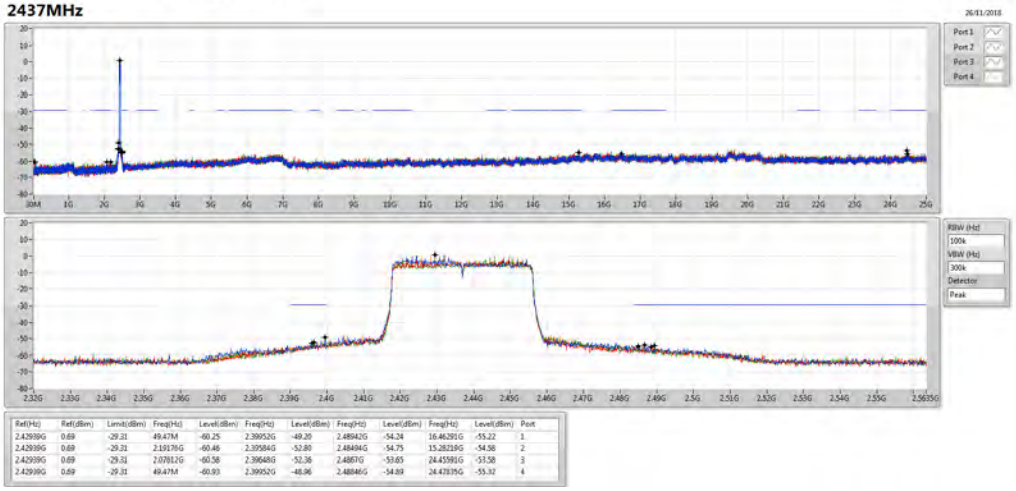

802.11ax HEW40-BF_Nss1,(MCS0)_4TX CSE NdB

2452MHz

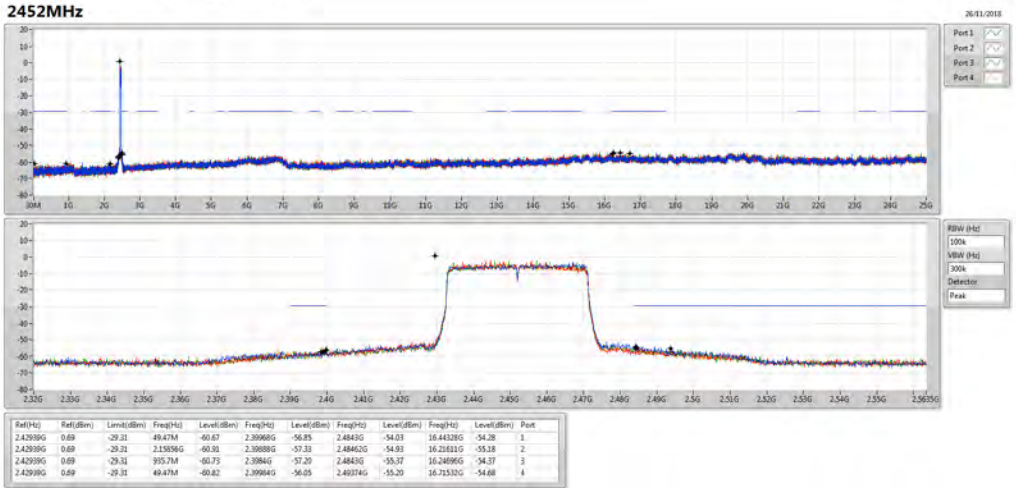

Summary

Mode	Result	Ref (Hz)	Ref (dBm)	Limit (dBm)	Freq (Hz)	Level (dBm)	Freq (Hz)	Level (dBm)	Freq (Hz)	Level (dBm)	Freq (Hz)	Level (dBm)	Port
2.4-2.4835GHz	-	-	-	-	-	-	-	-	-	-	-	-	-
802.11ax HEW20_Nss4,(MCS0)_4TX	Pass	2.431897G	11.08	-18.92	2.088555G	-62.60	2.39704G	-30.35	2.4895G	-53.30	24.55047G	-53.87	4
802.11ax HEW40_Nss4,(MCS0)_4TX	Pass	2.434402G	3.32	-26.68	2.144815G	-62.52	2.39856G	-42.11	2.48462G	-48.29	24.486765G	-54.58	1

Result

Mode	Result	Ref (Hz)	Ref (dBm)	Limit (dBm)	Freq (Hz)	Level (dBm)	Freq (Hz)	Level (dBm)	Freq (Hz)	Level (dBm)	Freq (Hz)	Level (dBm)	Port
802.11ax HEW20_Nss4,(MCS0)_4TX	-	-	-	-	-	-	-	-	-	-	-	-	-
2412MHz	Pass	2.431897G	11.08	-18.92	2.01516G	-61.40	2.39752G	-32.10	2.4867G	-53.35	21.8561G	-54.46	1
2412MHz	Pass	2.431897G	11.08	-18.92	1.94293G	-62.31	2.39632G	-32.64	2.48566G	-51.84	16.436454G	-54.59	2
2412MHz	Pass	2.431897G	11.08	-18.92	1.801965G	-61.74	2.39384G	-36.44	2.4839G	-55.90	24.533613G	-54.02	3
2412MHz	Pass	2.431897G	11.08	-18.92	2.088555G	-62.60	2.39704G	-30.35	2.4895G	-53.30	24.55047G	-53.87	4
2437MHz	Pass	2.431897G	11.08	-18.92	2.300585G	-62.21	2.39904G	-35.45	2.48406G	-43.59	21.549857G	-54.23	1
2437MHz	Pass	2.431897G	11.08	-18.92	2.14797G	-61.08	2.39928G	-38.57	2.48366G	-43.75	15.096292G	-53.51	2
2437MHz	Pass	2.431897G	11.08	-18.92	2.12001G	-62.59	2.39832G	-39.26	2.48558G	-43.40	14.509094G	-54.43	3
2437MHz	Pass	2.431897G	11.08	-18.92	744.145M	-61.81	2.39944G	-35.17	2.4899G	-42.49	15.099102G	-53.94	4
2462MHz	Pass	2.431897G	11.08	-18.92	2.06875G	-61.74	2.39704G	-54.68	2.48582G	-41.12	21.889814G	-54.07	1
2462MHz	Pass	2.431897G	11.08	-18.92	2.07574G	-61.98	2.39776G	-54.05	2.48526G	-44.10	16.855078G	-54.37	2
2462MHz	Pass	2.431897G	11.08	-18.92	765.115M	-61.94	2.39776G	-55.11	2.48614G	-45.95	15.101911G	-54.74	3
2462MHz	Pass	2.431897G	11.08	-18.92	1.960405G	-62.15	2.3976G	-53.50	2.48366G	-36.78	14.511903G	-54.00	4
802.11ax HEW40_Nss4,(MCS0)_4TX	-	-	-	-	-	-	-	-	-	-	-	-	-
2422MHz	Pass	2.434402G	3.32	-26.68	2.16199G	-62.90	2.39712G	-45.07	2.48446G	-54.06	16.404016G	-53.84	1
2422MHz	Pass	2.434402G	3.32	-26.68	886.46M	-62.39	2.39888G	-47.45	2.4851G	-55.31	16.894814G	-53.84	2
2422MHz	Pass	2.434402G	3.32	-26.68	1.787575G	-62.29	2.39824G	-48.96	2.4867G	-55.61	16.398407G	-53.72	3
2422MHz	Pass	2.434402G	3.32	-26.68	1.975355G	-62.25	2.39952G	-47.54	2.48862G	-54.85	16.527417G	-54.74	4
2437MHz	Pass	2.434402G	3.32	-26.68	2.144815G	-62.52	2.39856G	-42.11	2.48462G	-48.29	24.486765G	-54.58	1
2437MHz	Pass	2.434402G	3.32	-26.68	950.58M	-61.63	2.39904G	-45.17	2.48462G	-47.18	17.035043G	-52.74	2
2437MHz	Pass	2.434402G	3.32	-26.68	2.14825G	-62.11	2.39968G	-49.32	2.48414G	-50.82	24.13339G	-54.20	3
2437MHz	Pass	2.434402G	3.32	-26.68	753.64M	-62.32	2.39904G	-43.67	2.48814G	-48.03	24.469938G	-53.85	4
2452MHz	Pass	2.434402G	3.32	-26.68	775.395M	-61.82	2.39984G	-52.29	2.48718G	-48.18	24.534443G	-53.72	1
2452MHz	Pass	2.434402G	3.32	-26.68	2.08184G	-62.44	2.39824G	-53.97	2.48574G	-49.53	21.794385G	-54.55	2
2452MHz	Pass	2.434402G	3.32	-26.68	2.016575G	-61.21	2.39968G	-54.95	2.48414G	-50.30	16.835919G	-54.34	3
2452MHz	Pass	2.434402G	3.32	-26.68	1.979935G	-62.47	2.39616G	-52.51	2.48574G	-48.95	24.506397G	-54.32	4

802.11ax HEW20_Nss4,(MCS0)_4TX CSE NdB

2412MHz

29/10/2018

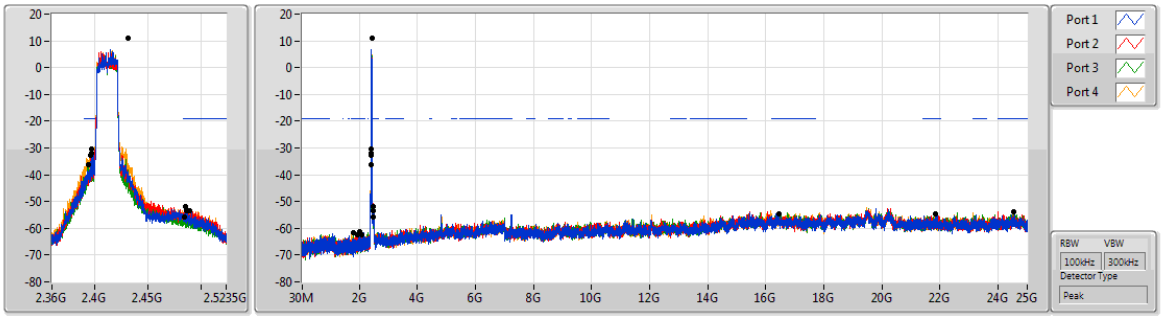

Ref(Hz)	Ref(dBm)	Limit(dBm)	Freq(Hz)	Level(dBm)	Freq(Hz)	Level(dBm)	Freq(Hz)	Level(dBm)	Freq(Hz)	Level(dBm)	Port
2.431897G	11.08	-18.92	2.01516G	-61.40	2.39752G	-32.10	2.4867G	-53.35	21.8561G	-54.46	1
2.431897G	11.08	-18.92	1.94293G	-62.31	2.39632G	-32.64	2.48566G	-51.84	16.436454G	-54.59	2
2.431897G	11.08	-18.92	1.801965G	-61.74	2.39384G	-36.44	2.4839G	-55.90	24.533613G	-54.02	3
2.431897G	11.08	-18.92	2.088555G	-62.60	2.39704G	-30.35	2.4895G	-53.30	24.55047G	-53.87	4

802.11ax HEW20_Nss4,(MCS0)_4TX CSE NdB

2437MHz

29/10/2018

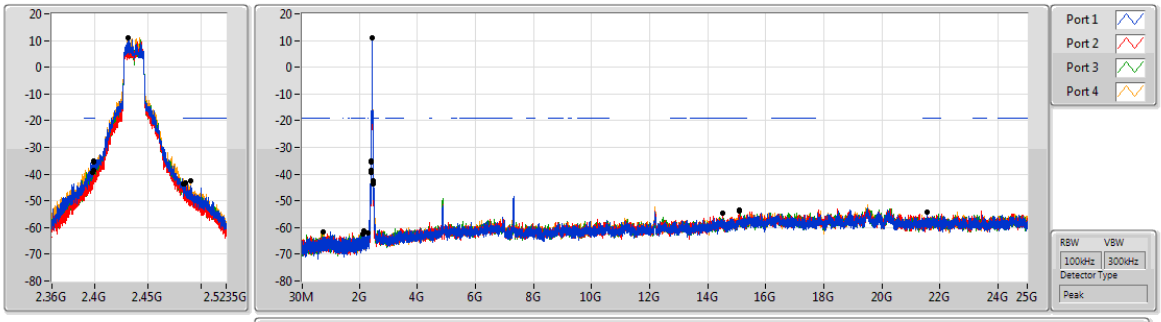

Ref(Hz)	Ref(dBm)	Limit(dBm)	Freq(Hz)	Level(dBm)	Freq(Hz)	Level(dBm)	Freq(Hz)	Level(dBm)	Freq(Hz)	Level(dBm)	Port
2.431897G	11.08	-18.92	2.300585G	-62.21	2.39904G	-35.45	2.48406G	-43.59	21.549857G	-54.23	1
2.431897G	11.08	-18.92	2.14797G	-61.08	2.39928G	-38.57	2.48366G	-43.75	15.096292G	-53.51	2
2.431897G	11.08	-18.92	2.12001G	-62.59	2.39832G	-39.26	2.48558G	-43.40	14.509094G	-54.43	3
2.431897G	11.08	-18.92	744.145M	-61.81	2.39944G	-35.17	2.4899G	-42.49	15.099102G	-53.94	4

802.11ax HEW20_Nss4,(MCS0)_4TX CSE NdB

2462MHz

29/10/2018

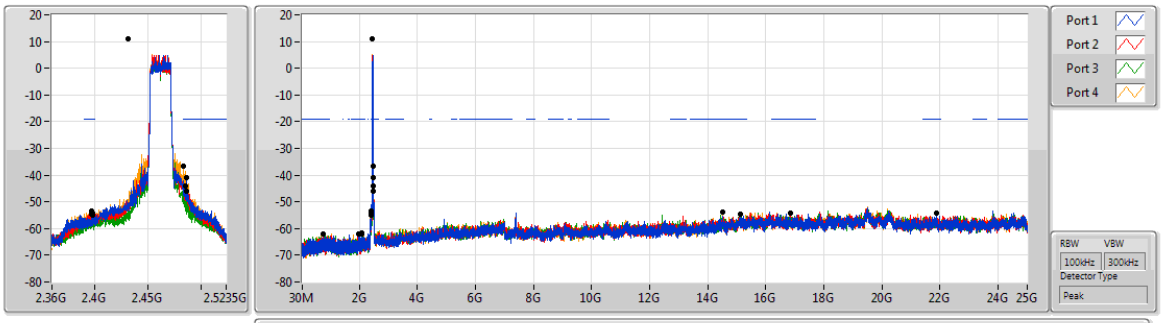

Ref(Hz)	Ref(dBm)	Limit(dBm)	Freq(Hz)	Level(dBm)	Freq(Hz)	Level(dBm)	Freq(Hz)	Level(dBm)	Freq(Hz)	Level(dBm)	Port
2.431897G	11.08	-18.92	2.06875G	-61.74	2.39704G	-54.68	2.48582G	-41.12	21.889814G	-54.07	1
2.431897G	11.08	-18.92	2.07574G	-61.98	2.39776G	-54.05	2.48526G	-44.10	16.855078G	-54.37	2
2.431897G	11.08	-18.92	765.115M	-61.94	2.39776G	-55.11	2.48614G	-45.95	15.101911G	-54.74	3
2.431897G	11.08	-18.92	1.960405G	-62.15	2.3976G	-53.50	2.48366G	-36.78	14.511903G	-54.00	4

802.11ax HEW40_Nss4,(MCS0)_4TX **CSE NdB**

2422MHz

29/10/2018

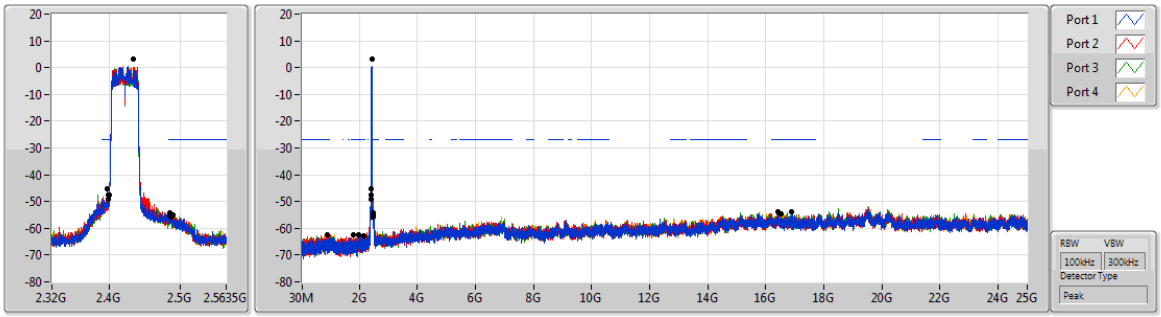

Ref(Hz)	Ref(dBm)	Limit(dBm)	Freq(Hz)	Level(dBm)	Freq(Hz)	Level(dBm)	Freq(Hz)	Level(dBm)	Freq(Hz)	Level(dBm)	Port
2.434402G	3.32	-26.68	2.16199G	-62.90	2.39712G	-45.07	2.48446G	-54.06	16.404016G	-53.84	1
2.434402G	3.32	-26.68	886.46M	-62.39	2.39888G	-47.45	2.4851G	-55.31	16.894814G	-53.84	2
2.434402G	3.32	-26.68	1.787575G	-62.29	2.39824G	-48.96	2.4867G	-55.61	16.398407G	-53.72	3
2.434402G	3.32	-26.68	1.975355G	-62.25	2.39952G	-47.54	2.48862G	-54.85	16.527417G	-54.74	4

802.11ax HEW40_Nss4,(MCS0)_4TX **CSE NdB**

2437MHz

29/10/2018

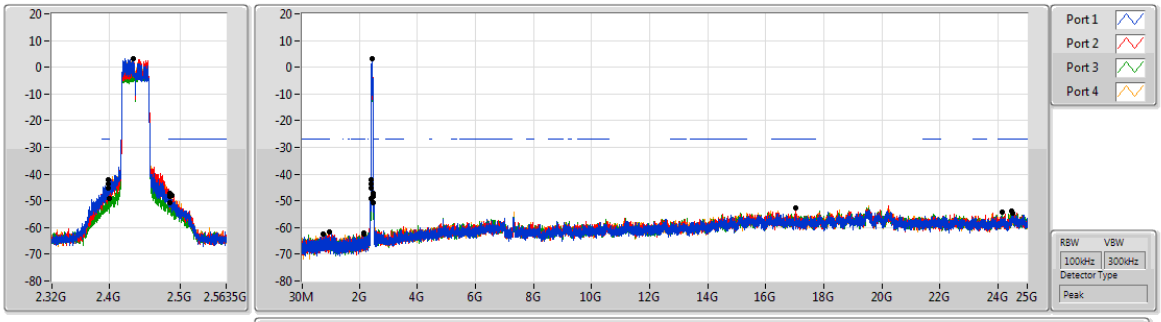

Ref(Hz)	Ref(dBm)	Limit(dBm)	Freq(Hz)	Level(dBm)	Freq(Hz)	Level(dBm)	Freq(Hz)	Level(dBm)	Freq(Hz)	Level(dBm)	Port
2.434402G	3.32	-26.68	2.144815G	-62.52	2.39856G	-42.11	2.48462G	-48.29	24.486765G	-54.58	1
2.434402G	3.32	-26.68	950.58M	-61.63	2.39904G	-45.17	2.48462G	-47.18	17.035043G	-52.74	2
2.434402G	3.32	-26.68	2.14825G	-62.11	2.39968G	-49.32	2.48414G	-50.82	24.13339G	-54.20	3
2.434402G	3.32	-26.68	753.64M	-62.32	2.39904G	-43.67	2.48814G	-48.03	24.469938G	-53.85	4

802.11ax HEW40_Nss4,(MCS0)_4TX **CSE NdB**

2452MHz

29/10/2018

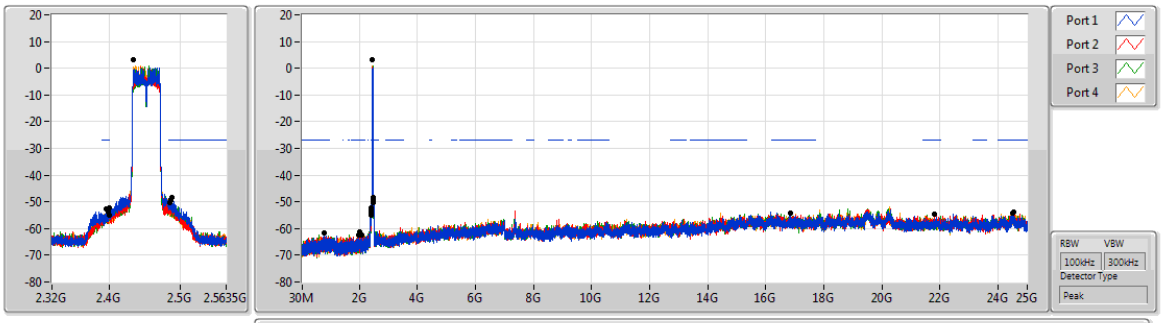

Ref(Hz)	Ref(dBm)	Limit(dBm)	Freq(Hz)	Level(dBm)	Freq(Hz)	Level(dBm)	Freq(Hz)	Level(dBm)	Freq(Hz)	Level(dBm)	Port
2.434402G	3.32	-26.68	775.395M	-61.82	2.39984G	-52.29	2.48718G	-48.18	24.534443G	-53.72	1
2.434402G	3.32	-26.68	2.08184G	-62.44	2.39824G	-53.97	2.48574G	-49.53	21.794385G	-54.55	2
2.434402G	3.32	-26.68	2.016575G	-61.21	2.39968G	-54.95	2.48414G	-50.30	16.835919G	-54.34	3
2.434402G	3.32	-26.68	1.979935G	-62.47	2.39616G	-52.51	2.48574G	-48.95	24.506397G	-54.32	4

Test Mode	Mode 3	Frequency Range	30 MHz to 1,000 MHz
Operating Function	Unintentional - Normal Link		

Vertical 30 MHz to 1,000 MHz

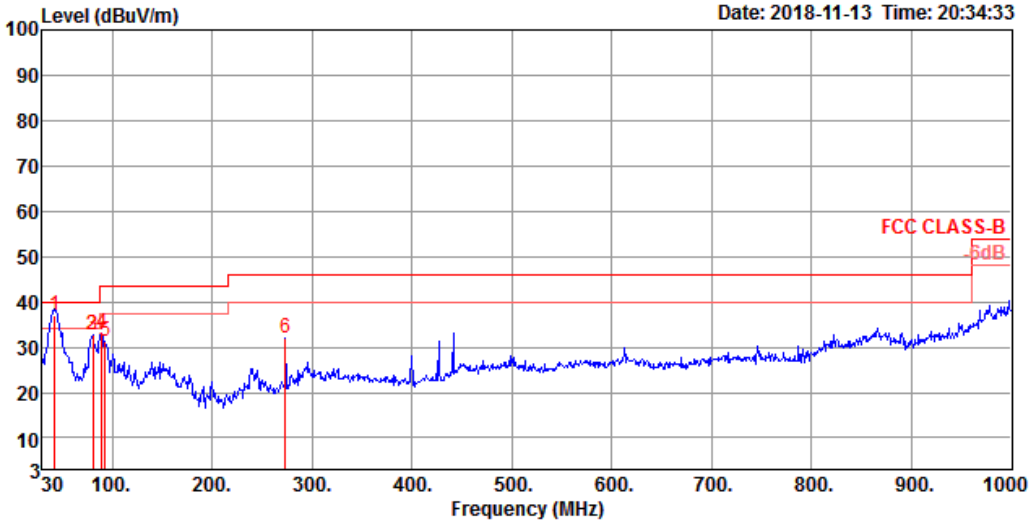

	Freq	Level	Limit Line	Over Limit	Read Level	Cable Loss	Antenna Factor	Preamp Factor	A/Pos	T/Pos	Remark	Pol/Phase
	MHz	dBuV/m	dBuV/m	dB	dBuV	dB	dB/m	dB	cm	deg		
1	42.61	36.95	40.00	-3.05	49.44	0.87	18.32	31.68	100	162	QP	VERTICAL
2	80.44	32.54	40.00	-7.46	49.89	1.15	13.36	31.86	125	117	Peak	VERTICAL
3	80.44	32.54	40.00	-7.46	49.89	1.15	13.36	31.86	125	117	Peak	VERTICAL
4	89.17	33.02	43.50	-10.48	48.57	1.22	15.08	31.85	125	77	Peak	VERTICAL
5	93.05	31.43	43.50	-12.07	46.22	1.24	15.83	31.86	100	89	Peak	VERTICAL
6	273.47	32.12	46.00	-13.88	42.61	2.12	19.40	32.01	150	24	Peak	VERTICAL

Horizontal 30 MHz to 1,000 MHz

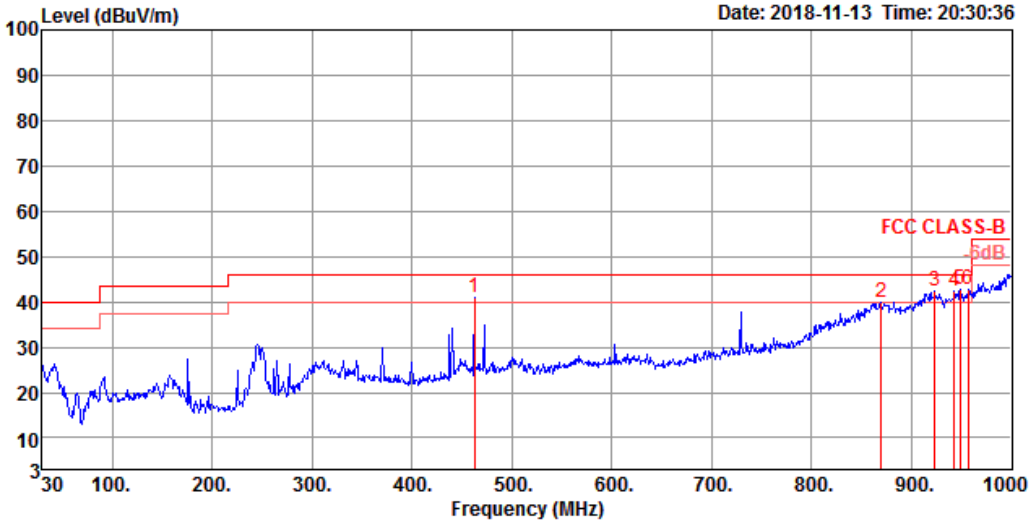

	Freq	Level	Limit Line	Over Limit	Read Level	Cable Loss	Antenna Factor	Preamp Factor	A/Pos	T/Pos	Remark	Pol/Phase
	MHz	dBuV/m	dBuV/m	dB	dBuV	dB	dB/m	dB	cm	deg		
1	462.62	40.78	46.00	-5.22	46.95	2.82	23.21	32.20	100	146	Peak	HORIZONTAL
2	870.02	39.77	46.00	-6.23	40.89	3.88	27.45	32.45	100	164	Peak	HORIZONTAL
3	923.37	42.24	46.00	-3.76	42.74	4.10	27.84	32.44	100	222	Peak	HORIZONTAL
4	942.77	42.20	46.00	-3.80	42.55	4.10	27.96	32.41	100	148	Peak	HORIZONTAL
5	948.59	42.63	46.00	-3.37	42.92	4.11	28.00	32.40	100	158	Peak	HORIZONTAL
6	956.35	42.64	46.00	-3.36	42.90	4.11	28.04	32.41	100	164	Peak	HORIZONTAL

Test Mode	Mode 8	Frequency Range	30 MHz to 1,000 MHz
Operating Function	Intentional - CTX		

Vertical 30 MHz to 1,000 MHz

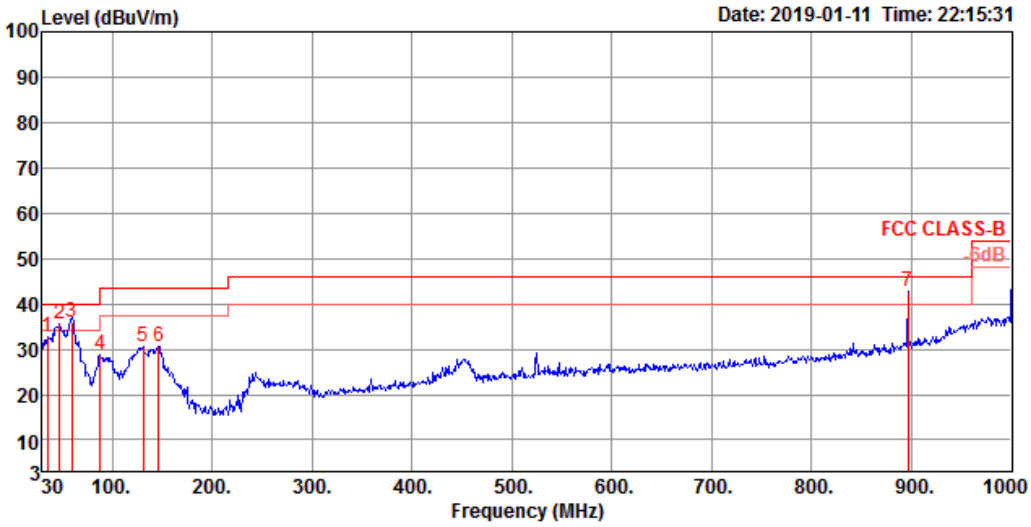

	Freq	Level	Limit Line	Over Limit	Read Level	Cable Loss	Antenna Factor	Preamp Factor	A/Pos	T/Pos	Remark	Pol/Phase
	MHz	dBuV/m	dBuV/m	dB	dBuV	dB	dB/m	dB	cm	deg		
1	34.85	32.63	40.00	-7.37	40.58	0.75	22.87	31.57	100	180	Peak	VERTICAL
2	47.46	35.42	40.00	-4.58	50.34	0.91	15.90	31.73	100	360	Peak	VERTICAL
3	59.10	35.87	40.00	-4.13	53.89	0.98	12.81	31.81	150	1	QP	VERTICAL
4	88.20	28.94	43.50	-14.56	44.68	1.20	14.91	31.85	150	238	Peak	VERTICAL
5	130.88	30.44	43.50	-13.06	42.43	1.47	18.43	31.89	100	260	Peak	VERTICAL
6	146.40	30.68	43.50	-12.82	43.81	1.54	17.22	31.89	100	238	Peak	VERTICAL
7	896.21	42.88	46.00	-3.12	43.60	4.07	27.68	32.47	100	325	Peak	VERTICAL

Horizontal 30 MHz to 1,000 MHz

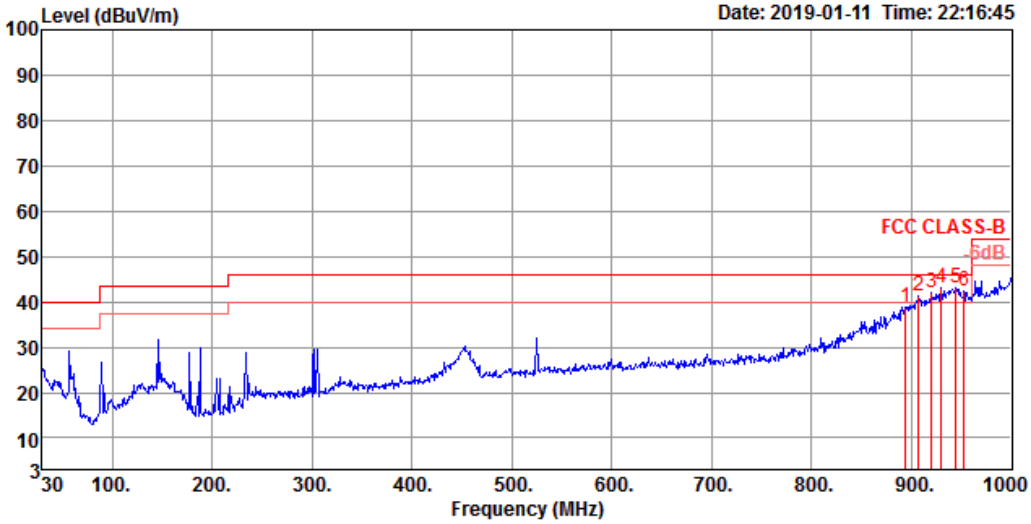

	Freq	Level	Limit Line	Over Limit	Read Level	Cable Loss	Antenna Factor	Preamp Factor	A/Pos	T/Pos	Remark	Pol/Phase
	MHz	dBuV/m	dBuV/m	dB	dBuV	dB	dB/m	dB	cm	deg		
1	894.27	38.87	46.00	-7.13	39.64	4.05	27.65	32.47	100	217	Peak	HORIZONTAL
2	906.88	41.13	46.00	-4.87	41.76	4.09	27.74	32.46	100	137	Peak	HORIZONTAL
3	920.46	42.13	46.00	-3.87	42.66	4.09	27.82	32.44	100	137	Peak	HORIZONTAL
4	930.16	42.96	46.00	-3.04	43.41	4.10	27.88	32.43	100	137	Peak	HORIZONTAL
5	944.71	42.98	46.00	-3.02	43.30	4.10	27.98	32.40	100	144	Peak	HORIZONTAL
6	952.47	42.27	46.00	-3.73	42.54	4.11	28.02	32.40	100	137	Peak	HORIZONTAL

Test Mode	Mode 1	Frequency Range	1,000 MHz to 30,000 MHz
Operating Function	Unintentional - Normal Link		

Vertical 1,000 MHz to 30,000 MHz

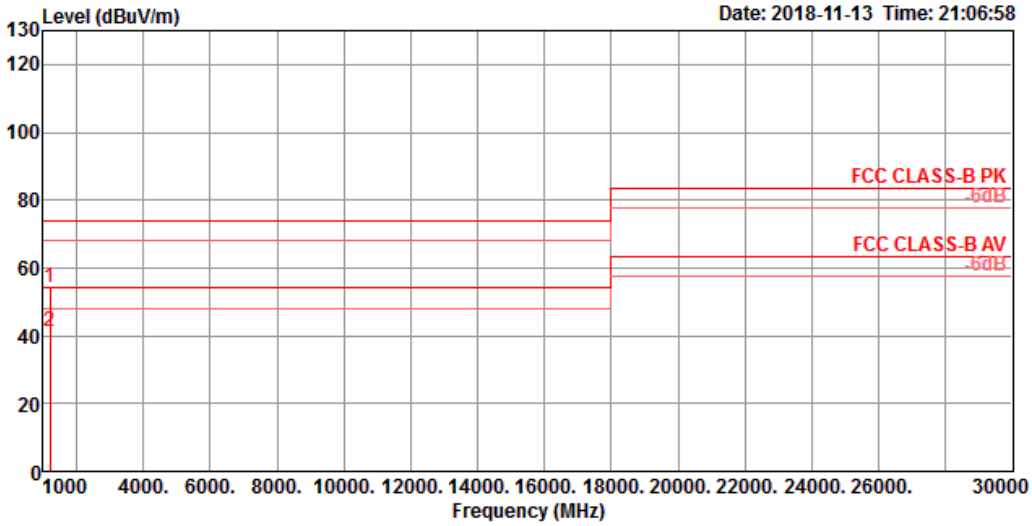

	Freq	Level	Limit Line	Over Limit	Read Level	Cable Loss	Antenna Factor	Preamp Factor	A/Pos	T/Pos	Remark	Pol/Phase
	MHz	dBuV/m	dBuV/m	dB	dBuV	dB	dB/m	dB	cm	deg		
1	1190.90	54.44	74.00	-19.56	63.85	2.48	25.04	36.93	295	184	Peak	VERTICAL
2	1190.92	41.04	54.00	-12.96	50.45	2.48	25.04	36.93	295	184	Average	VERTICAL

Horizontal 1,000 MHz to 30,000 MHz

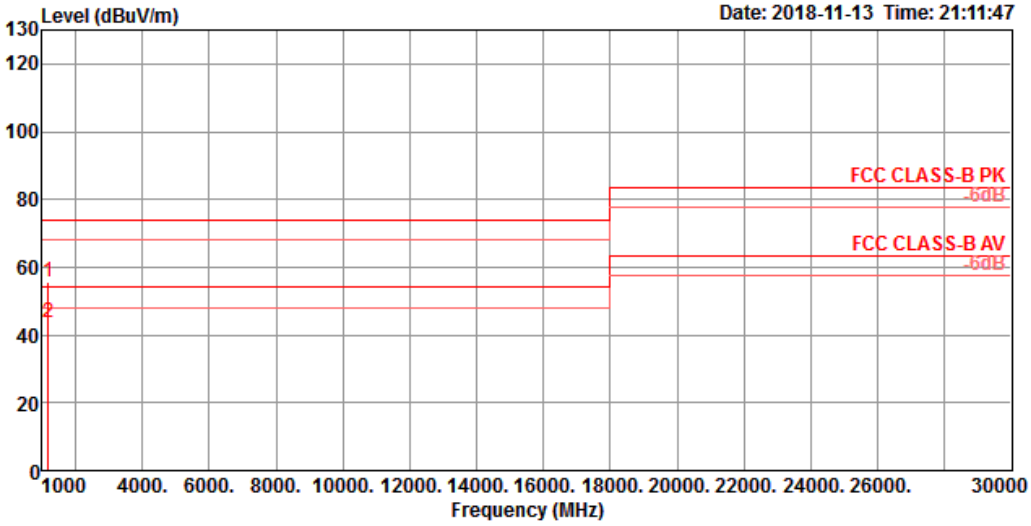

	Freq	Level	Limit Line	Over Limit	Read Level	Cable Loss	Antenna Factor	Preamp Factor	A/Pos	T/Pos	Remark	Pol/Phase
	MHz	dBuV/m	dBuV/m	dB	dBuV	dB	dB/m	dB	cm	deg		
1	1181.40	55.84	74.00	-18.16	65.29	2.47	25.01	36.93	100	202	Peak	HORIZONTAL
2	1181.80	43.56	54.00	-10.44	53.01	2.47	25.01	36.93	100	202	Average	HORIZONTAL

Summary

Mode	Result	Type	Freq (Hz)	Level (dBuV/m)	Limit (dBuV/m)	Margin (dB)	Factor (dB)	Dist (m)	Condition	Azimuth (°)	Height (m)	Comments
2.4-2.4835GHz	-	-	-	-	-	-	-	-	-	-	-	-
802.11ax HEW40_Nss1,(MCS0)_4TX	Pass	AV	7.35473G	38.81	54.00	-15.19	11.90	3	Vertical	164	1.78	-

802.11b_Nss1,(1Mbps)_4TX

2412MHz_TX

25/10/2018

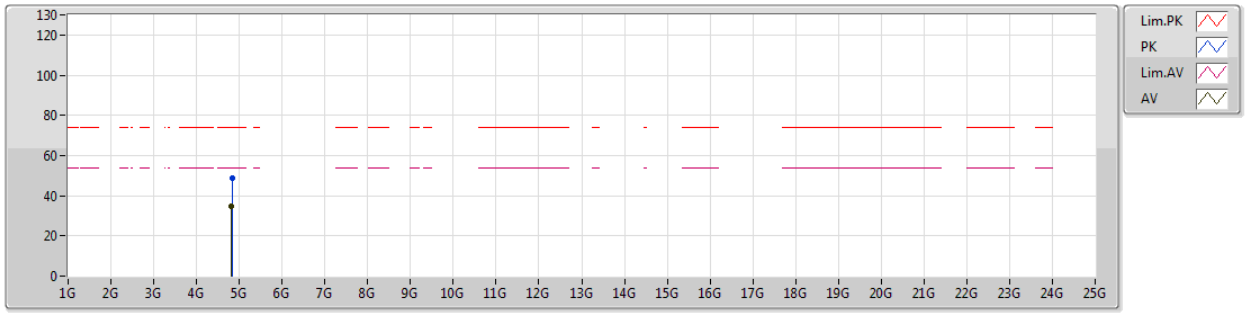

EUT Z_4TX
Setting 110
06-E-4
FSP

Type	Freq	Level	Limit	Margin	Factor	Dist	Condition	Azimuth	Height	Comments
	(Hz)	(dBuV/m)	(dBuV/m)	(dB)	(dB)	(m)		(°)	(m)	
PK	4.82558G	48.71	74.00	-25.29	6.56	3	Vertical	214	1.61	-
AV	4.82388G	34.66	54.00	-19.34	6.56	3	Vertical	214	1.61	-

802.11b_Nss1,(1Mbps)_4TX

2412MHz_TX

25/10/2018

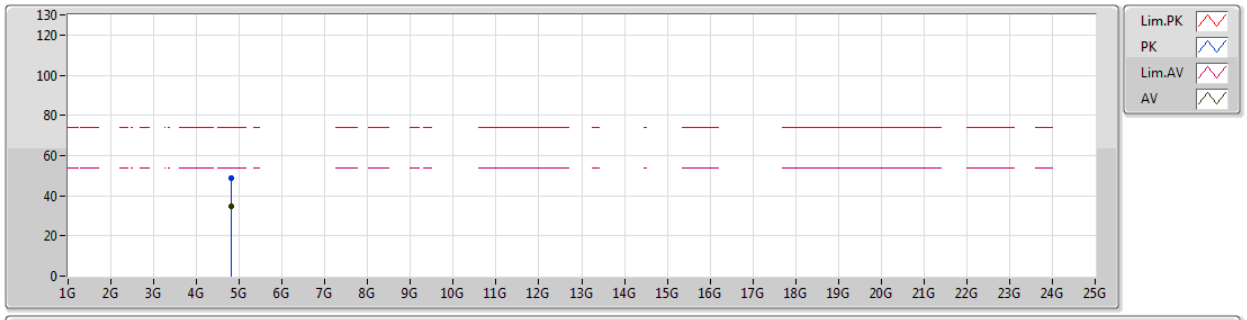

EUT Z_4TX
Setting 110
06-E-4
FSP

Type	Freq	Level	Limit	Margin	Factor	Dist	Condition	Azimuth	Height	Comments
	(Hz)	(dBuV/m)	(dBuV/m)	(dB)	(dB)	(m)		(°)	(m)	
PK	4.82417G	48.60	74.00	-25.40	6.56	3	Horizontal	112	1.86	-
AV	4.824G	34.69	54.00	-19.31	6.56	3	Horizontal	112	1.86	-

802.11b_Nss1,(1Mbps)_4TX

2437MHz_TX

25/10/2018

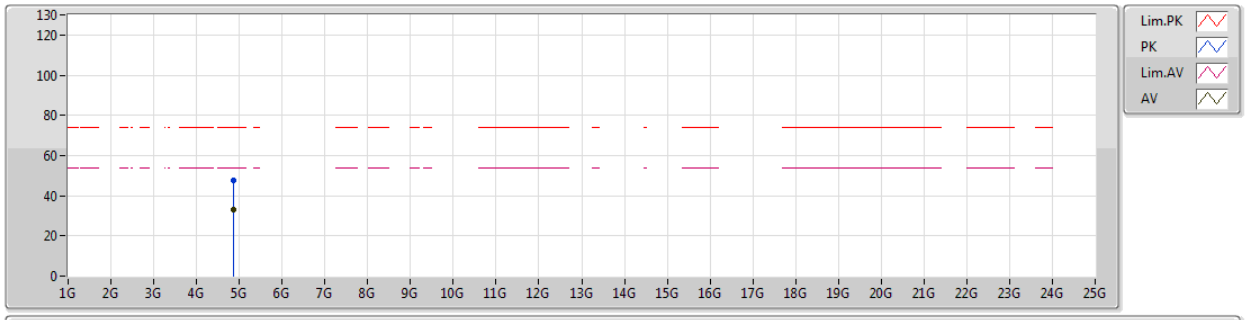

EUT Z_4TX
Setting 110
06-E-4
FSP

Type	Freq	Level	Limit	Margin	Factor	Dist	Condition	Azimuth	Height	Comments
	(Hz)	(dBuV/m)	(dBuV/m)	(dB)	(dB)	(m)		(°)	(m)	
PK	4.87381G	47.50	74.00	-26.50	6.66	3	Vertical	221	1.59	-
AV	4.87404G	33.15	54.00	-20.85	6.66	3	Vertical	221	1.59	-

802.11b_Nss1,(1Mbps)_4TX

2437MHz_TX

25/10/2018

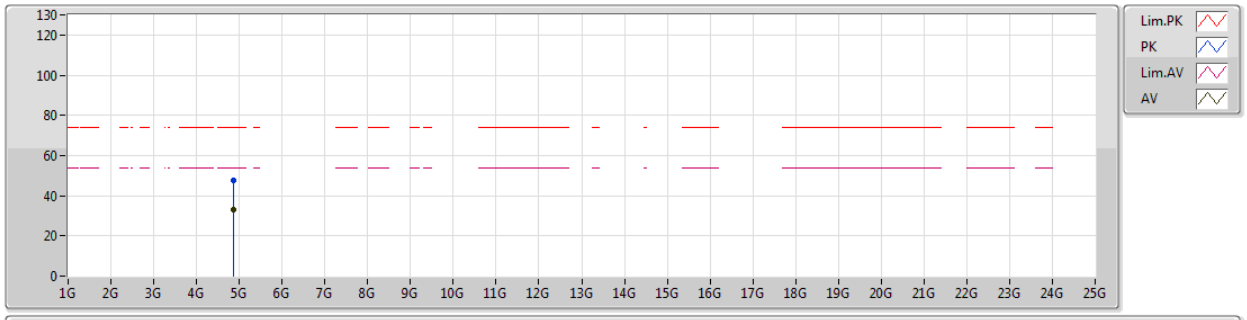

EUT Z_4TX
Setting 110
06-E-4
FSP

Type	Freq	Level	Limit	Margin	Factor	Dist	Condition	Azimuth	Height	Comments
	(Hz)	(dBuV/m)	(dBuV/m)	(dB)	(dB)	(m)		(°)	(m)	
PK	4.87182G	47.68	74.00	-26.32	6.66	3	Horizontal	177	1.92	-
AV	4.87401G	33.17	54.00	-20.83	6.66	3	Horizontal	177	1.92	-

802.11b_Nss1,(1Mbps)_4TX

2462MHz_TX

25/10/2018

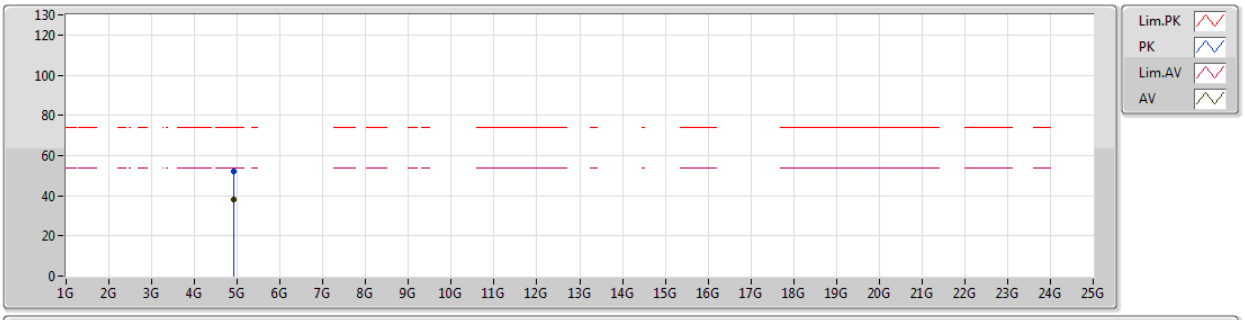

EUT Z_4TX
Setting 110
06-E-4
FSP

Type	Freq	Level	Limit	Margin	Factor	Dist	Condition	Azimuth	Height	Comments
	(Hz)	(dBuV/m)	(dBuV/m)	(dB)	(dB)	(m)		(°)	(m)	
PK	4.92378G	51.84	74.00	-22.16	6.78	3	Vertical	211	1.51	-
AV	4.92395G	38.37	54.00	-15.63	6.78	3	Vertical	211	1.51	-

802.11b_Nss1,(1Mbps)_4TX

2462MHz_TX

25/10/2018

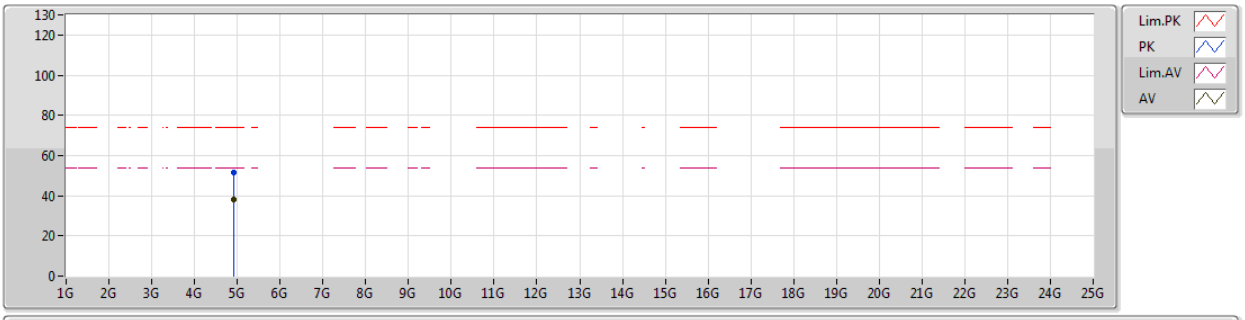

EUT Z_4TX
Setting 110
06-E-4
FSP

Type	Freq	Level	Limit	Margin	Factor	Dist	Condition	Azimuth	Height	Comments
	(Hz)	(dBuV/m)	(dBuV/m)	(dB)	(dB)	(m)		(°)	(m)	
PK	4.92369G	51.56	74.00	-22.44	6.78	3	Horizontal	199	1.57	-
AV	4.92386G	38.36	54.00	-15.64	6.78	3	Horizontal	199	1.57	-

802.11g_Nss1,(6Mbps)_4TX

2412MHz_TX

13/11/2018

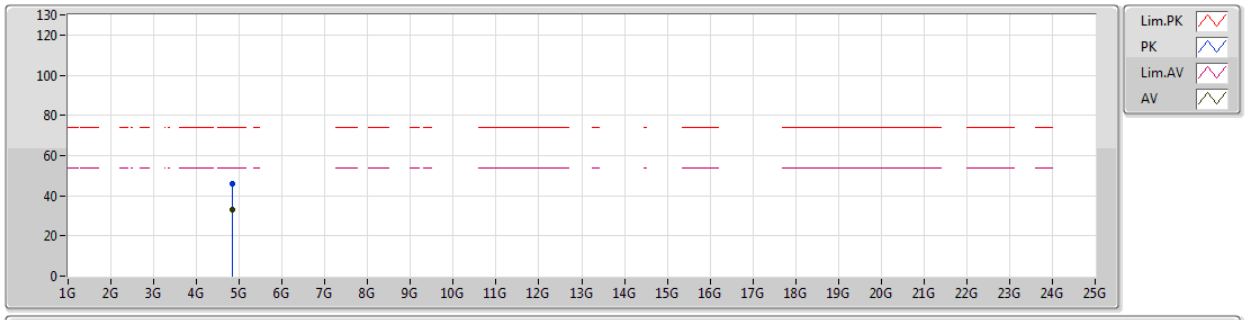

EUT Z_4TX
Setting 110
01-J-4
FSP

Type	Freq	Level	Limit	Margin	Factor	Dist	Condition	Azimuth	Height	Comments
	(Hz)	(dBuV/m)	(dBuV/m)	(dB)	(dB)	(m)		(°)	(m)	
PK	4.8255G	45.95	74.00	-28.05	2.24	3	Vertical	132	1.03	-
AV	4.82514G	33.21	54.00	-20.79	2.24	3	Vertical	132	1.03	-

802.11g_Nss1,(6Mbps)_4TX

2412MHz_TX

13/11/2018

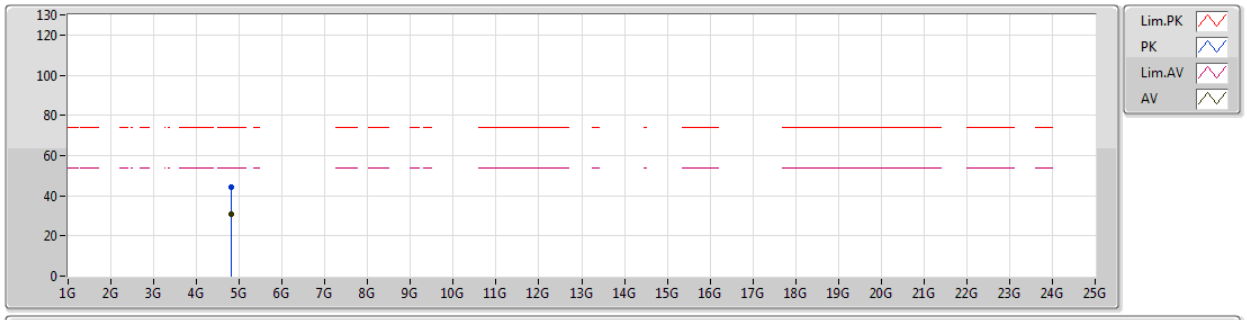

EUT Z_4TX
Setting 110
01-J-4
FSP

Type	Freq	Level	Limit	Margin	Factor	Dist	Condition	Azimuth	Height	Comments
	(Hz)	(dBuV/m)	(dBuV/m)	(dB)	(dB)	(m)		(°)	(m)	
PK	4.81314G	44.04	74.00	-29.96	2.24	3	Horizontal	323	1.50	-
AV	4.821G	31.04	54.00	-22.96	2.25	3	Horizontal	323	1.50	-

802.11g_Nss1,(6Mbps)_4TX

2437MHz_TX

13/11/2018

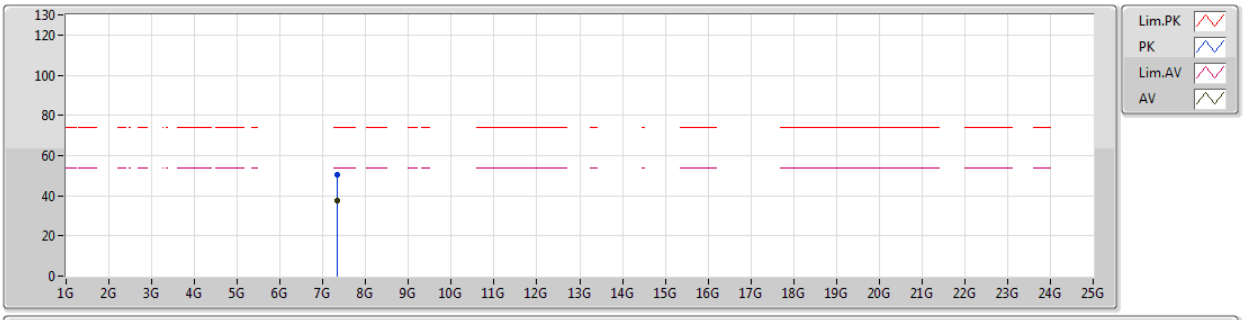

EUT Z_4TX
Setting 110
01-J-4
FSP

Type	Freq	Level	Limit	Margin	Factor	Dist	Condition	Azimuth	Height	Comments
	(Hz)	(dBuV/m)	(dBuV/m)	(dB)	(dB)	(m)		(°)	(m)	
PK	7.32276G	50.67	74.00	-23.33	8.58	3	Vertical	148	1.27	-
AV	7.32234G	37.35	54.00	-16.65	8.58	3	Vertical	148	1.27	-

802.11g_Nss1,(6Mbps)_4TX

2437MHz_TX

13/11/2018

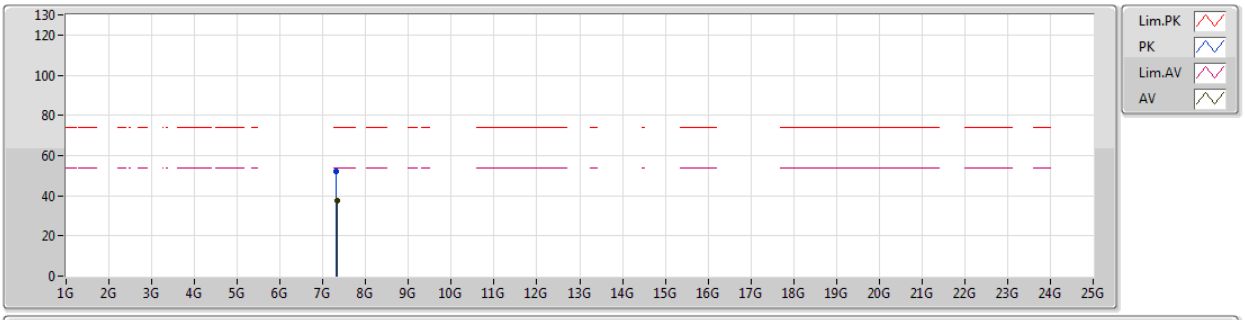

EUT Z_4TX
Setting 110
01-J-4
FSP

Type	Freq	Level	Limit	Margin	Factor	Dist	Condition	Azimuth	Height	Comments
	(Hz)	(dBuV/m)	(dBuV/m)	(dB)	(dB)	(m)		(°)	(m)	
PK	7.30254G	51.85	74.00	-22.15	8.62	3	Horizontal	99	1.50	-
AV	7.32204G	37.45	54.00	-16.55	8.58	3	Horizontal	99	1.50	-

802.11g_Nss1,(6Mbps)_4TX

2462MHz_TX

13/11/2018

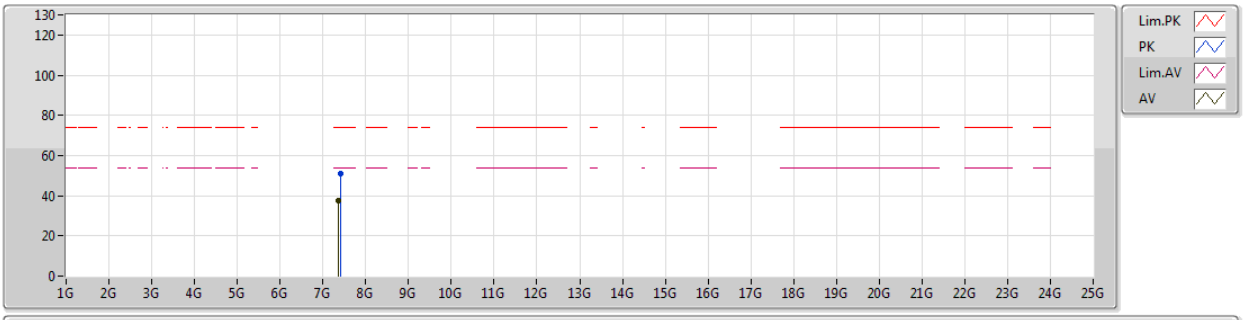

EUT Z_4TX
Setting 110
01-J-4
FSP

Type	Freq	Level	Limit	Margin	Factor	Dist	Condition	Azimuth	Height	Comments
	(Hz)	(dBuV/m)	(dBuV/m)	(dB)	(dB)	(m)		(°)	(m)	
PK	7.4018G	50.86	74.00	-23.14	8.43	3	Vertical	190	1.50	-
AV	7.3655G	37.29	54.00	-16.71	8.48	3	Vertical	190	1.50	-

802.11g_Nss1,(6Mbps)_4TX

2462MHz_TX

13/11/2018

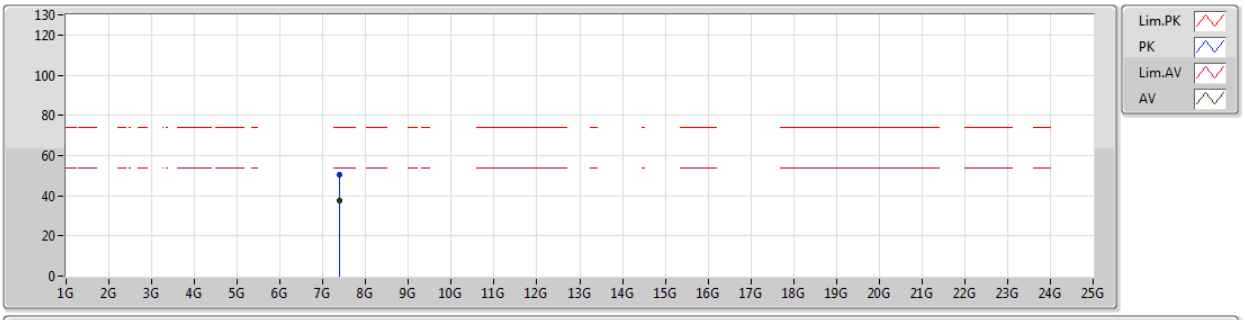

EUT Z_4TX
Setting 110
01-J-4
FSP

Type	Freq	Level	Limit	Margin	Factor	Dist	Condition	Azimuth	Height	Comments
	(Hz)	(dBuV/m)	(dBuV/m)	(dB)	(dB)	(m)		(°)	(m)	
PK	7.3789G	50.36	74.00	-23.64	8.46	3	Horizontal	55	1.50	-
AV	7.3756G	37.33	54.00	-16.67	8.46	3	Horizontal	55	1.50	-

802.11ax HEW20_Nss1,(MCS0)_4TX

2412MHz_TX

25/10/2018

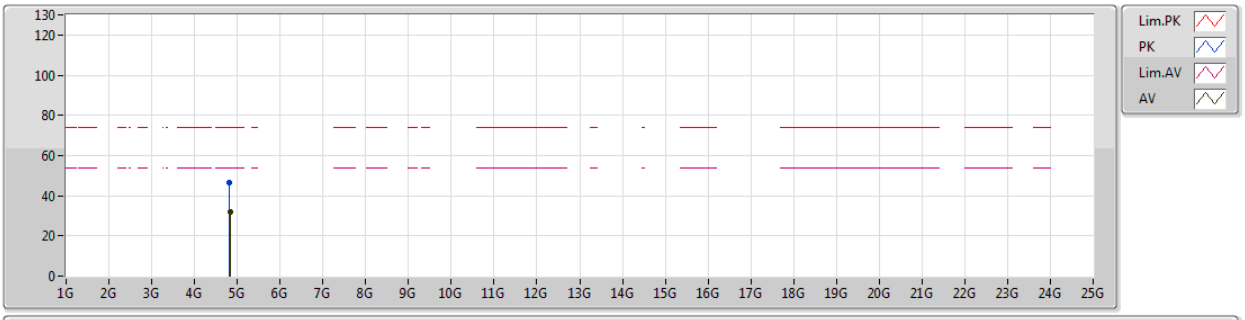

EUT Z_4TX
Setting 110
06-C-5
FSP

Type	Freq	Level	Limit	Margin	Factor	Dist	Condition	Azimuth	Height	Comments
	(Hz)	(dBuV/m)	(dBuV/m)	(dB)	(dB)	(m)		(°)	(m)	
PK	4.82199G	46.40	74.00	-27.60	6.55	3	Vertical	244	2.04	-
AV	4.82619G	31.99	54.00	-22.01	6.56	3	Vertical	244	2.04	-

802.11ax HEW20_Nss1,(MCS0)_4TX

2412MHz_TX

25/10/2018

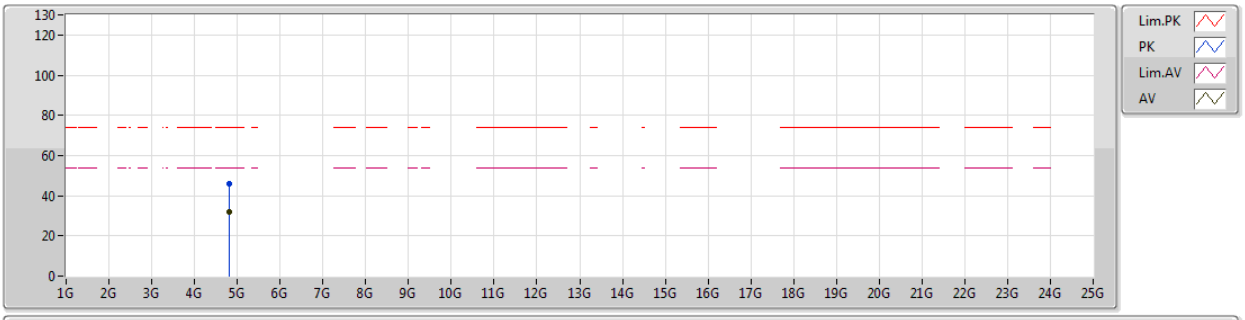

EUT Z_4TX
Setting 110
06-C-5
FSP

Type	Freq	Level	Limit	Margin	Factor	Dist	Condition	Azimuth	Height	Comments
	(Hz)	(dBuV/m)	(dBuV/m)	(dB)	(dB)	(m)		(°)	(m)	
PK	4.82456G	46.01	74.00	-27.99	6.56	3	Horizontal	238	1.38	-
AV	4.82334G	31.87	54.00	-22.13	6.56	3	Horizontal	238	1.38	-

802.11ax HEW20_Nss1,(MCS0)_4TX

2437MHz_TX

25/10/2018

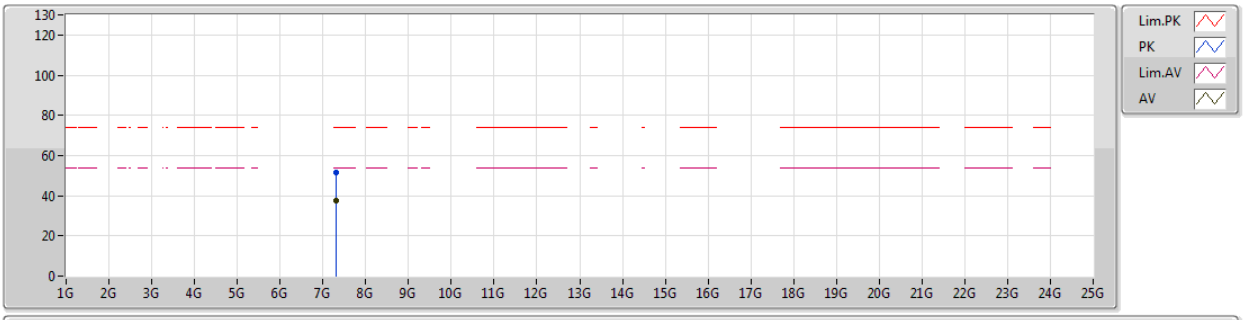

EUT Z_4TX
Setting 110
06-C-5
FSP

Type	Freq	Level	Limit	Margin	Factor	Dist	Condition	Azimuth	Height	Comments
	(Hz)	(dBuV/m)	(dBuV/m)	(dB)	(dB)	(m)		(°)	(m)	
PK	7.3118G	51.55	74.00	-22.45	11.81	3	Vertical	359	1.45	-
AV	7.31322G	37.44	54.00	-16.56	11.82	3	Vertical	359	1.45	-

802.11ax HEW20_Nss1,(MCS0)_4TX

2437MHz_TX

25/10/2018

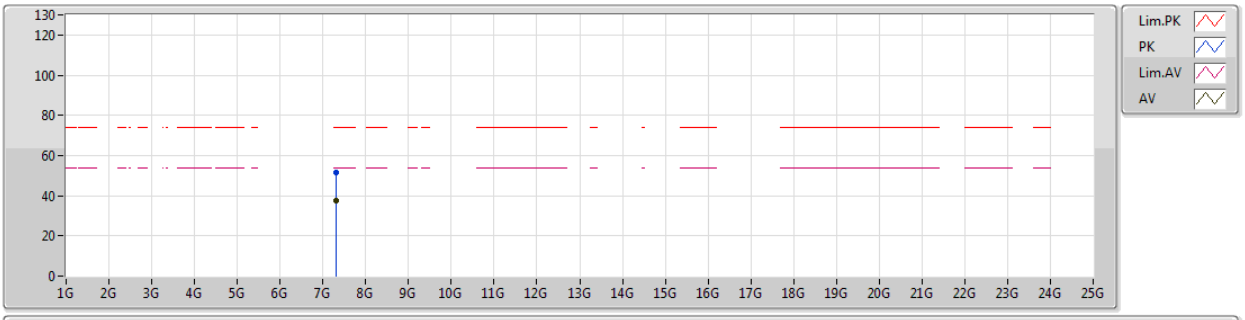

EUT Z_4TX
Setting 110
06-C-5
FSP

Type	Freq	Level	Limit	Margin	Factor	Dist	Condition	Azimuth	Height	Comments
	(Hz)	(dBuV/m)	(dBuV/m)	(dB)	(dB)	(m)		(°)	(m)	
PK	7.31176G	51.77	74.00	-22.23	11.81	3	Horizontal	354	1.30	-
AV	7.31262G	37.40	54.00	-16.60	11.82	3	Horizontal	354	1.30	-

802.11ax HEW20_Nss1,(MCS0)_4TX

2462MHz_TX

25/10/2018

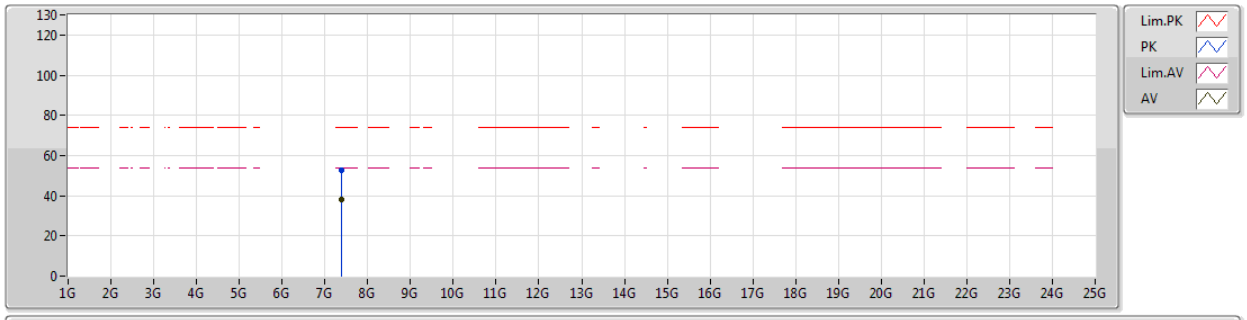

EUT Z_4TX
Setting 110
06-C-5
FSP

Type	Freq	Level	Limit	Margin	Factor	Dist	Condition	Azimuth	Height	Comments
	(Hz)	(dBuV/m)	(dBuV/m)	(dB)	(dB)	(m)		(°)	(m)	
PK	7.38603G	52.54	74.00	-21.46	11.96	3	Vertical	120	1.74	-
AV	7.38755G	37.95	54.00	-16.05	11.97	3	Vertical	120	1.74	-

802.11ax HEW20_Nss1,(MCS0)_4TX

2462MHz_TX

25/10/2018

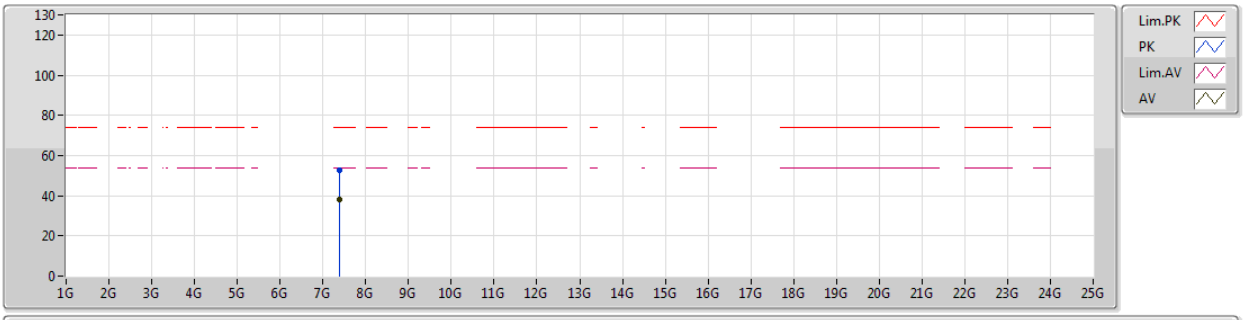

EUT Z_4TX
Setting 110
06-C-5
FSP

Type	Freq	Level	Limit	Margin	Factor	Dist	Condition	Azimuth	Height	Comments
	(Hz)	(dBuV/m)	(dBuV/m)	(dB)	(dB)	(m)		(°)	(m)	
PK	7.38512G	52.88	74.00	-21.12	11.96	3	Horizontal	241	1.33	-
AV	7.38702G	37.93	54.00	-16.07	11.96	3	Horizontal	241	1.33	-

802.11ax HEW40_Nss1,(MCS0)_4TX

2422MHz_TX

25/10/2018

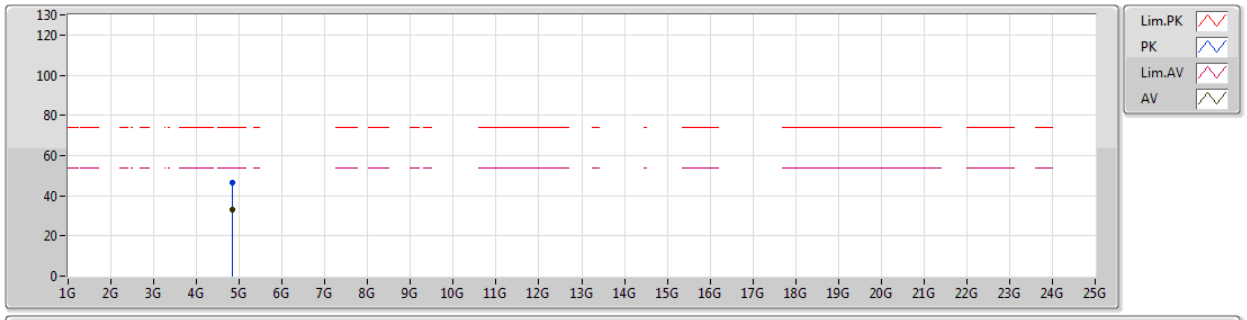

EUT Z_4TX
Setting 110
06-C-5
FSP

Type	Freq	Level	Limit	Margin	Factor	Dist	Condition	Azimuth	Height	Comments
	(Hz)	(dBuV/m)	(dBuV/m)	(dB)	(dB)	(m)		(°)	(m)	
PK	4.84494G	46.28	74.00	-27.72	6.60	3	Vertical	35	1.34	-
AV	4.84339G	32.84	54.00	-21.16	6.60	3	Vertical	35	1.34	-

802.11ax HEW40_Nss1,(MCS0)_4TX

2422MHz_TX

25/10/2018

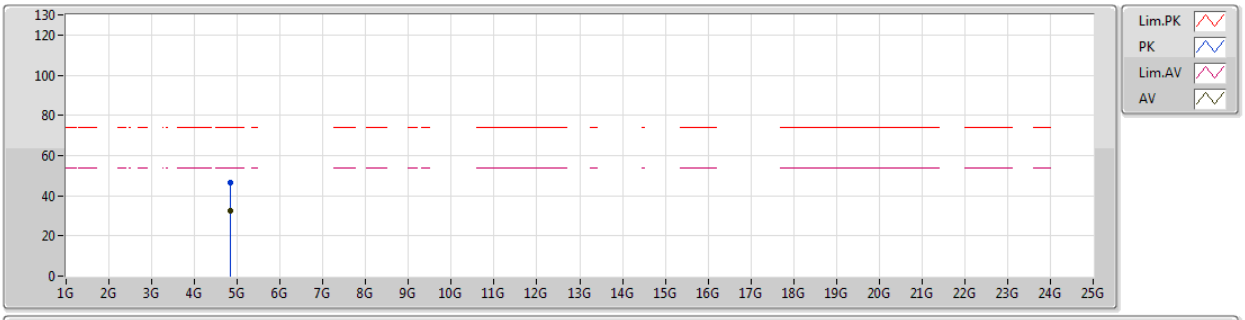

EUT Z_4TX
Setting 110
06-C-5
FSP

Type	Freq	Level	Limit	Margin	Factor	Dist	Condition	Azimuth	Height	Comments
	(Hz)	(dBuV/m)	(dBuV/m)	(dB)	(dB)	(m)		(°)	(m)	
PK	4.84164G	46.70	74.00	-27.30	6.59	3	Horizontal	32	1.38	-
AV	4.84415G	32.61	54.00	-21.39	6.60	3	Horizontal	32	1.38	-

802.11ax HEW40_Nss1,(MCS0)_4TX

2437MHz_TX

25/10/2018

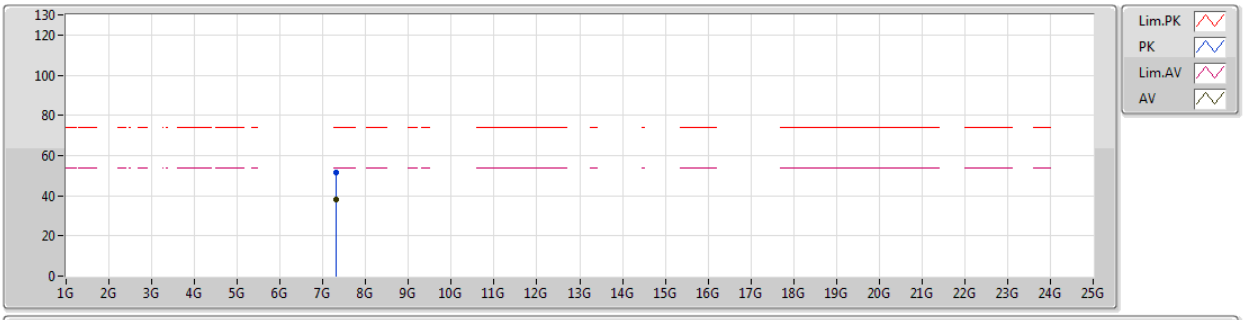

EUT Z_4TX
Setting 110
06-C-5
FSP

Type	Freq	Level	Limit	Margin	Factor	Dist	Condition	Azimuth	Height	Comments
	(Hz)	(dBuV/m)	(dBuV/m)	(dB)	(dB)	(m)		(°)	(m)	
PK	7.31128G	51.54	74.00	-22.46	11.81	3	Vertical	219	2.18	-
AV	7.31147G	38.01	54.00	-15.99	11.81	3	Vertical	219	2.18	-

802.11ax HEW40_Nss1,(MCS0)_4TX

2437MHz_TX

25/10/2018

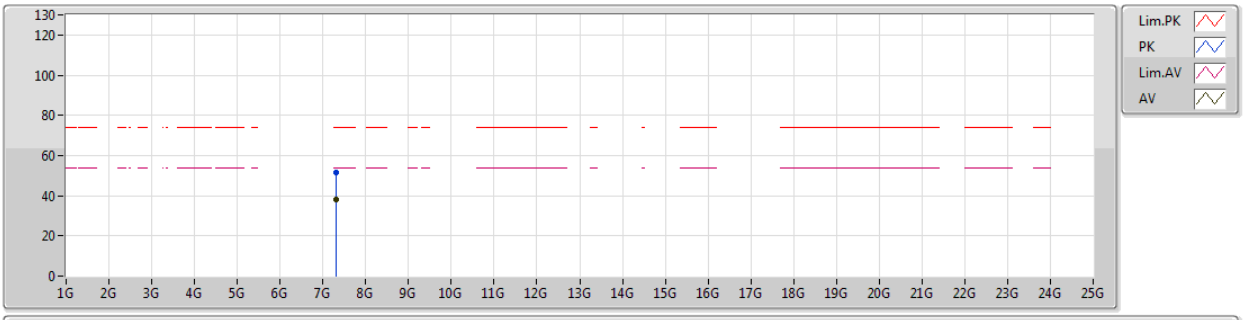

EUT Z_4TX
Setting 110
06-C-5
FSP

Type	Freq	Level	Limit	Margin	Factor	Dist	Condition	Azimuth	Height	Comments
	(Hz)	(dBuV/m)	(dBuV/m)	(dB)	(dB)	(m)		(°)	(m)	
PK	7.31072G	51.41	74.00	-22.59	11.81	3	Horizontal	112	1.66	-
AV	7.3134G	38.02	54.00	-15.98	11.82	3	Horizontal	112	1.66	-

802.11ax HEW40_Nss1,(MCS0)_4TX

2452MHz_TX

25/10/2018

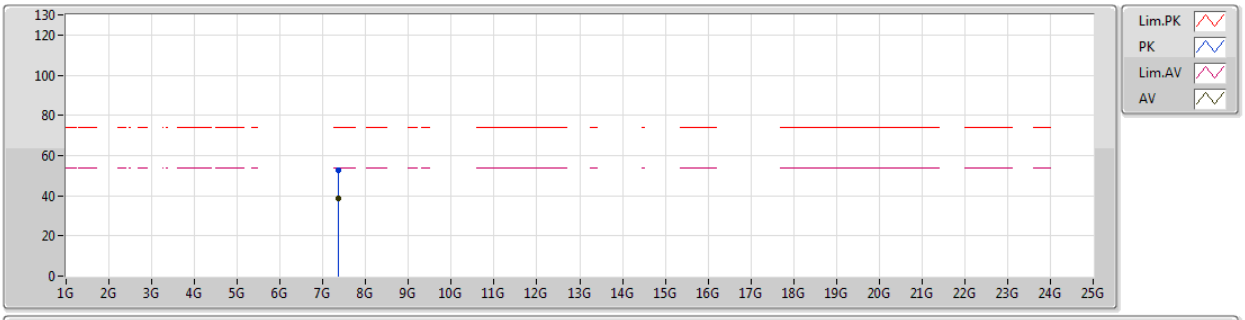

EUT Z_4TX
Setting 110
06-C-5
FSP

Type	Freq	Level	Limit	Margin	Factor	Dist	Condition	Azimuth	Height	Comments
	(Hz)	(dBuV/m)	(dBuV/m)	(dB)	(dB)	(m)		(°)	(m)	
PK	7.3558G	52.57	74.00	-21.43	11.90	3	Vertical	164	1.78	-
AV	7.35473G	38.81	54.00	-15.19	11.90	3	Vertical	164	1.78	-

802.11ax HEW40_Nss1,(MCS0)_4TX

2452MHz_TX

25/10/2018

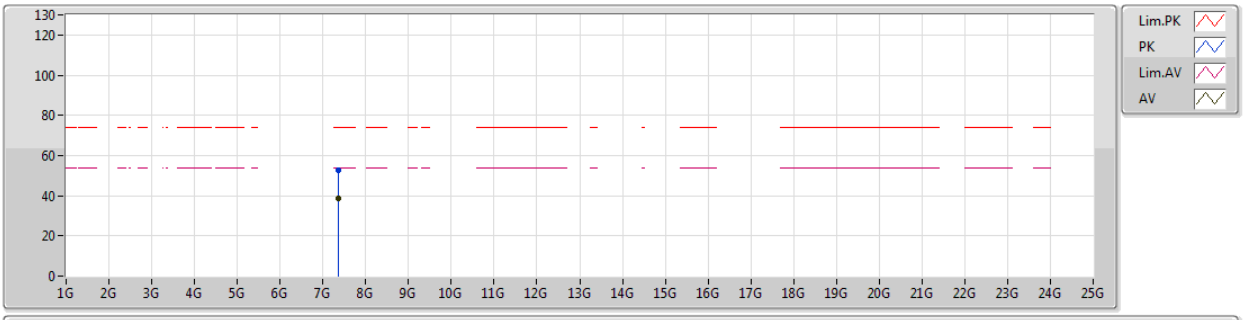

EUT Z_4TX
Setting 110
06-C-5
FSP

Type	Freq	Level	Limit	Margin	Factor	Dist	Condition	Azimuth	Height	Comments
	(Hz)	(dBuV/m)	(dBuV/m)	(dB)	(dB)	(m)		(°)	(m)	
PK	7.35613G	52.69	74.00	-21.31	11.90	3	Horizontal	328	1.66	-
AV	7.35582G	38.78	54.00	-15.22	11.90	3	Horizontal	328	1.66	-

Summary

Mode	Result	Type	Freq (Hz)	Level (dBuV/m)	Limit (dBuV/m)	Margin (dB)	Factor (dB)	Dist (m)	Condition	Azimuth (°)	Height (m)	Comments
2.4-2.4835GHz	-	-	-	-	-	-	-	-	-	-	-	-
802.11g_Nss1,(6Mbps)_1TX	Pass	PK	2.39G	73.99	74.00	-0.01	30.78	3	Horizontal	119	1.08	-

802.11b_Nss1,(1Mbps)_1TX

2412MHz_TX

26/10/2018

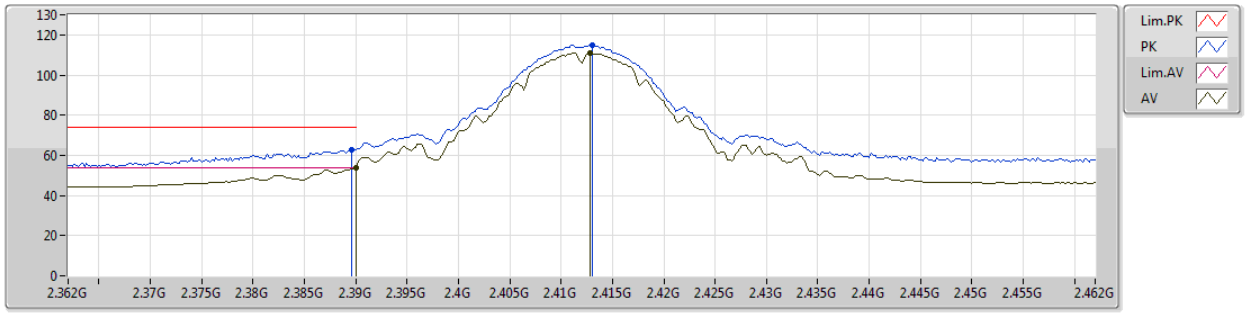

EUT Y_1TX
Setting 90
03-C-5
FSP

Type	Freq	Level	Limit	Margin	Factor	Dist	Condition	Azimuth	Height	Comments
	(Hz)	(dBuV/m)	(dBuV/m)	(dB)	(dB)	(m)		(°)	(m)	
PK	2.3896G	62.98	74.00	-11.02	32.13	3	Horizontal	304	1.01	-
AV	2.39G	53.97	54.00	-0.03	32.13	3	Horizontal	304	1.01	-
PK	2.413G	115.02	Inf	-Inf	32.20	3	Horizontal	304	1.01	-
AV	2.4128G	111.06	Inf	-Inf	32.20	3	Horizontal	304	1.01	-

802.11b_Nss1,(1Mbps)_1TX

2412MHz_TX

26/10/2018

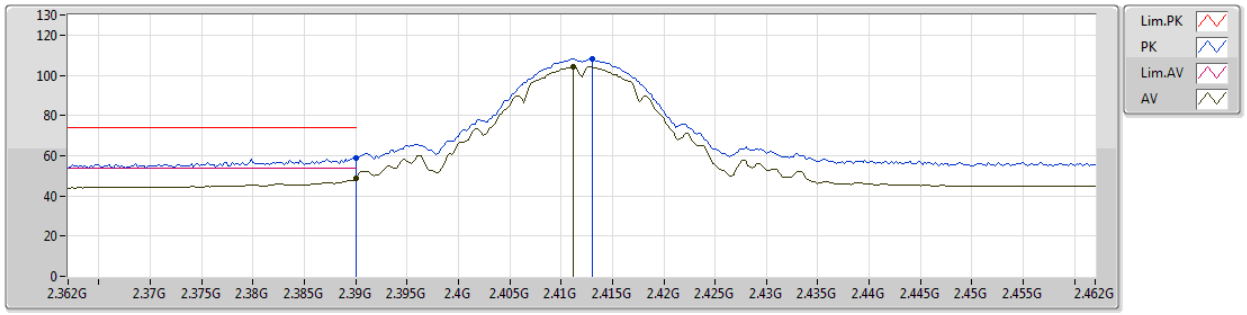

EUT Y_1TX
Setting 90
03-C-5
FSP

Type	Freq	Level	Limit	Margin	Factor	Dist	Condition	Azimuth	Height	Comments
	(Hz)	(dBuV/m)	(dBuV/m)	(dB)	(dB)	(m)		(°)	(m)	
PK	2.39G	58.88	74.00	-15.12	32.13	3	Vertical	232	1.53	-
AV	2.39G	48.65	54.00	-5.35	32.13	3	Vertical	232	1.53	-
PK	2.413G	108.18	Inf	-Inf	32.20	3	Vertical	232	1.53	-
AV	2.4112G	104.45	Inf	-Inf	32.19	3	Vertical	232	1.53	-

802.11b_Nss1,(1Mbps)_1TX

2417MHz_TX

26/10/2018

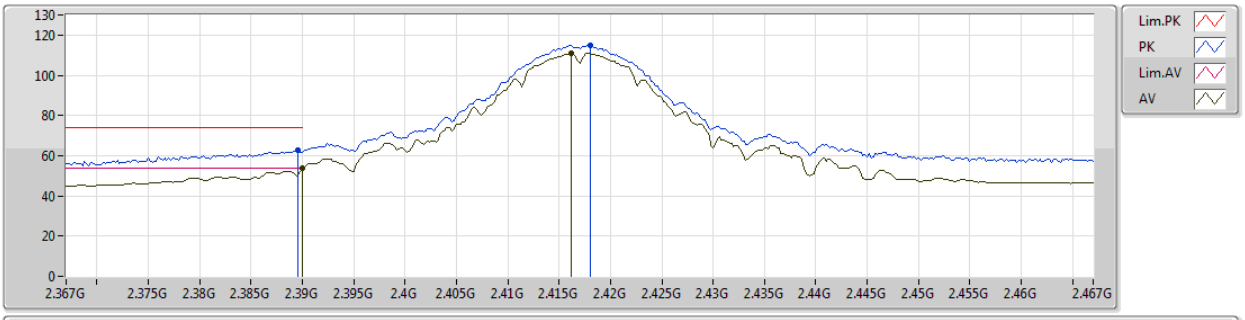

EUT Y_1TX
Setting 93
03-C-5
FSP

Type	Freq	Level	Limit	Margin	Factor	Dist	Condition	Azimuth	Height	Comments
	(Hz)	(dBuV/m)	(dBuV/m)	(dB)	(dB)	(m)		(°)	(m)	
PK	2.3896G	62.48	74.00	-11.52	32.13	3	Horizontal	303	1.01	-
AV	2.39G	53.79	54.00	-0.21	32.13	3	Horizontal	303	1.01	-
PK	2.418G	114.84	Inf	-Inf	32.22	3	Horizontal	303	1.01	-
AV	2.4162G	111.07	Inf	-Inf	32.20	3	Horizontal	303	1.01	-

802.11b_Nss1,(1Mbps)_1TX

2417MHz_TX

26/10/2018

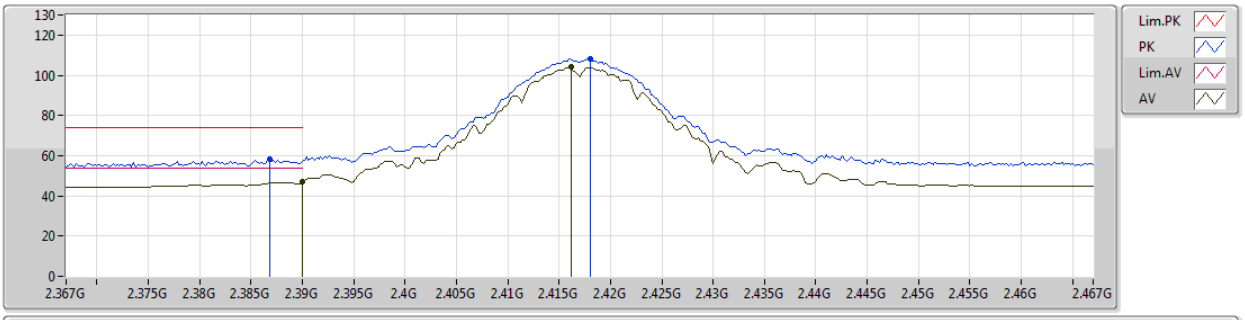

EUT Y_1TX
Setting 93
03-C-5
FSP

Type	Freq	Level	Limit	Margin	Factor	Dist	Condition	Azimuth	Height	Comments
	(Hz)	(dBuV/m)	(dBuV/m)	(dB)	(dB)	(m)		(°)	(m)	
PK	2.3868G	58.05	74.00	-15.95	32.12	3	Vertical	286	1.50	-
AV	2.39G	46.84	54.00	-7.16	32.13	3	Vertical	286	1.50	-
PK	2.418G	108.02	Inf	-Inf	32.22	3	Vertical	286	1.50	-
AV	2.4162G	104.24	Inf	-Inf	32.20	3	Vertical	286	1.50	-

802.11b_Nss1,(1Mbps)_1TX

2422MHz_TX

26/10/2018

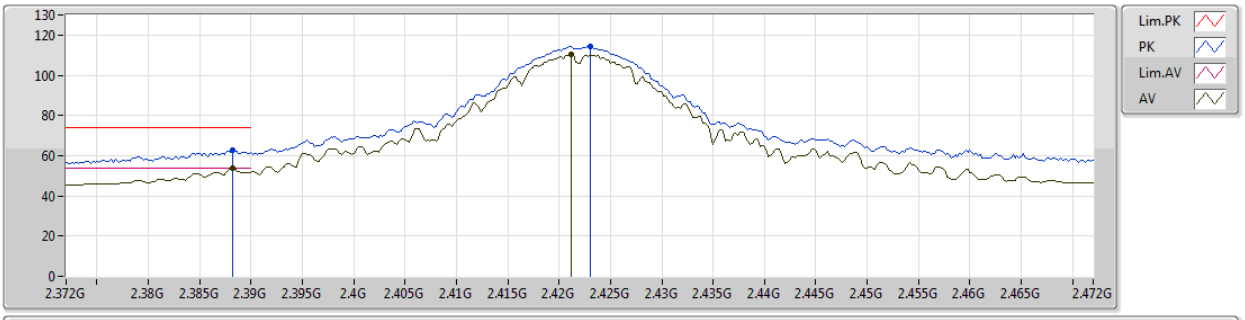

EUT Y_1TX
Setting 94
03-C-5
FSP

Type	Freq	Level	Limit	Margin	Factor	Dist	Condition	Azimuth	Height	Comments
	(Hz)	(dBuV/m)	(dBuV/m)	(dB)	(dB)	(m)		(°)	(m)	
PK	2.3882G	62.63	74.00	-11.37	32.13	3	Horizontal	81	1.06	-
AV	2.3882G	53.82	54.00	-0.18	32.13	3	Horizontal	81	1.06	-
PK	2.423G	114.30	Inf	-Inf	32.23	3	Horizontal	81	1.06	-
AV	2.4212G	110.58	Inf	-Inf	32.22	3	Horizontal	81	1.06	-

802.11b_Nss1,(1Mbps)_1TX

2422MHz_TX

26/10/2018

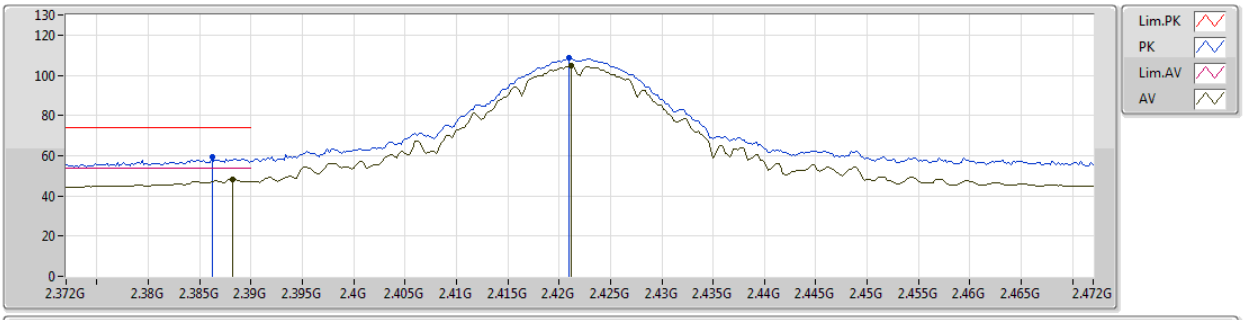

EUT Y_1TX
Setting 94
03-C-5
FSP

Type	Freq	Level	Limit	Margin	Factor	Dist	Condition	Azimuth	Height	Comments
	(Hz)	(dBuV/m)	(dBuV/m)	(dB)	(dB)	(m)		(°)	(m)	
PK	2.3862G	59.15	74.00	-14.85	32.11	3	Vertical	289	1.48	-
AV	2.3882G	48.46	54.00	-5.54	32.13	3	Vertical	289	1.48	-
PK	2.421G	108.46	Inf	-Inf	32.22	3	Vertical	289	1.48	-
AV	2.4212G	104.68	Inf	-Inf	32.22	3	Vertical	289	1.48	-

802.11b_Nss1,(1Mbps)_1TX

2427MHz_TX

26/10/2018

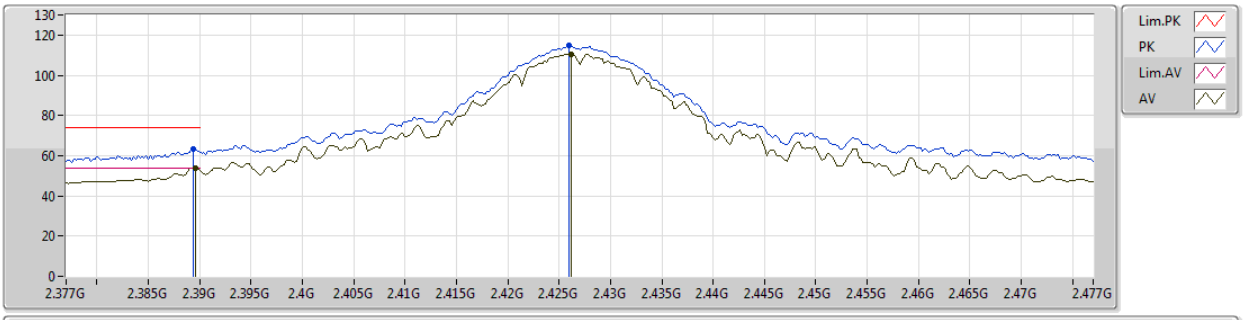

EUT Y_1TX
Setting 94
03-C-5
FSP

Type	Freq	Level	Limit	Margin	Factor	Dist	Condition	Azimuth	Height	Comments
	(Hz)	(dBuV/m)	(dBuV/m)	(dB)	(dB)	(m)		(°)	(m)	
PK	2.3894G	63.05	74.00	-10.95	32.13	3	Horizontal	83	1.07	-
AV	2.3896G	53.90	54.00	-0.10	32.13	3	Horizontal	83	1.07	-
PK	2.426G	114.78	Inf	-Inf	32.23	3	Horizontal	83	1.07	-
AV	2.4262G	110.66	Inf	-Inf	32.24	3	Horizontal	83	1.07	-

802.11b_Nss1,(1Mbps)_1TX

2427MHz_TX

26/10/2018

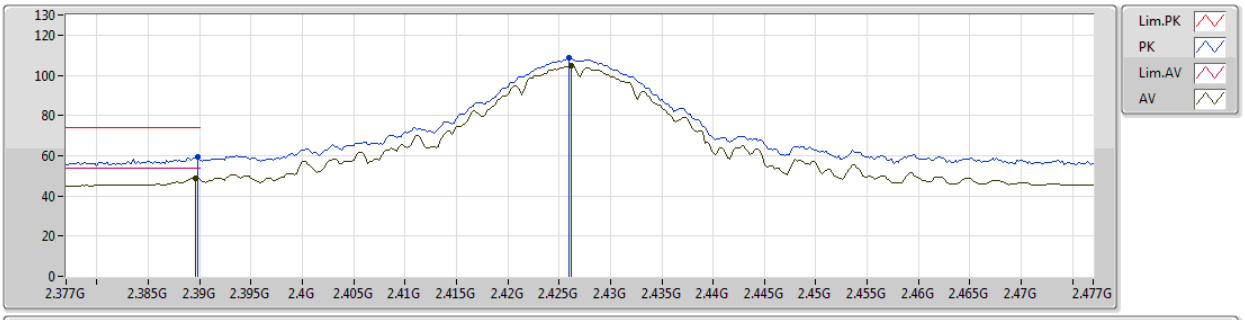

EUT Y_1TX
Setting 94
03-C-5
FSP

Type	Freq	Level	Limit	Margin	Factor	Dist	Condition	Azimuth	Height	Comments
	(Hz)	(dBuV/m)	(dBuV/m)	(dB)	(dB)	(m)		(°)	(m)	
PK	2.3898G	59.31	74.00	-14.69	32.13	3	Vertical	289	1.49	-
AV	2.3896G	48.91	54.00	-5.09	32.13	3	Vertical	289	1.49	-
PK	2.426G	108.53	Inf	-Inf	32.23	3	Vertical	289	1.49	-
AV	2.4262G	104.74	Inf	-Inf	32.24	3	Vertical	289	1.49	-

802.11b_Nss1,(1Mbps)_1TX

2432MHz_TX

26/10/2018

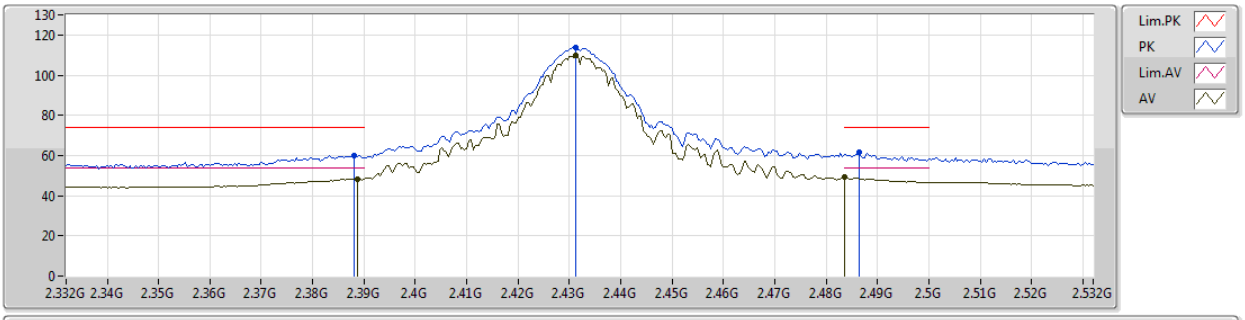

EUT Y_1TX
Setting 94
03-C-5
FSP

Type	Freq	Level	Limit	Margin	Factor	Dist	Condition	Azimuth	Height	Comments
	(Hz)	(dBuV/m)	(dBuV/m)	(dB)	(dB)	(m)		(°)	(m)	
PK	2.388G	60.04	74.00	-13.96	32.13	3	Horizontal	75	1.07	-
AV	2.3888G	48.16	54.00	-5.84	32.13	3	Horizontal	75	1.07	-
PK	2.4312G	113.97	Inf	-Inf	32.26	3	Horizontal	75	1.07	-
AV	2.4312G	109.97	Inf	-Inf	32.26	3	Horizontal	75	1.07	-
PK	2.4864G	61.64	74.00	-12.36	32.42	3	Horizontal	75	1.07	-
AV	2.4835G	49.16	54.00	-4.84	32.42	3	Horizontal	75	1.07	-

802.11b_Nss1,(1Mbps)_1TX

2432MHz_TX

26/10/2018

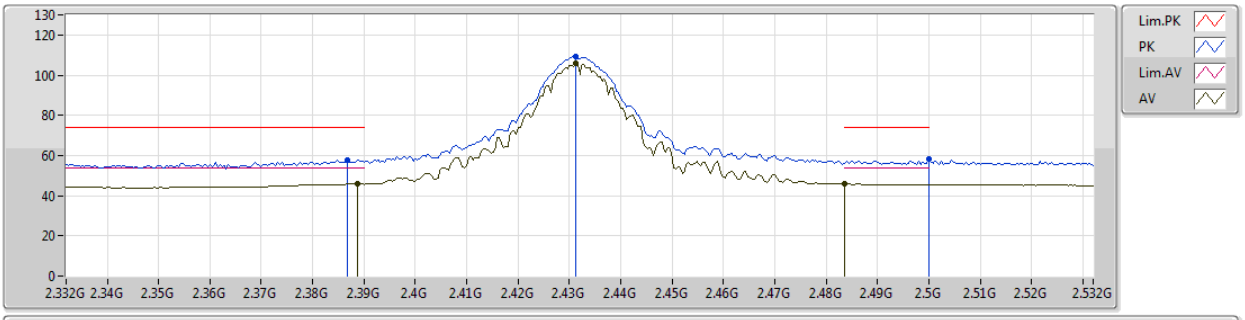

EUT Y_1TX
Setting 94
03-C-5
FSP

Type	Freq	Level	Limit	Margin	Factor	Dist	Condition	Azimuth	Height	Comments
	(Hz)	(dBuV/m)	(dBuV/m)	(dB)	(dB)	(m)		(°)	(m)	
PK	2.3868G	57.78	74.00	-16.22	32.12	3	Vertical	157	1.28	-
AV	2.3888G	46.03	54.00	-7.97	32.13	3	Vertical	157	1.28	-
PK	2.4312G	109.54	Inf	-Inf	32.26	3	Vertical	157	1.28	-
AV	2.4312G	105.63	Inf	-Inf	32.26	3	Vertical	157	1.28	-
PK	2.5G	58.04	74.00	-15.96	32.46	3	Vertical	157	1.28	-
AV	2.4835G	45.78	54.00	-8.22	32.42	3	Vertical	157	1.28	-

802.11b_Nss1,(1Mbps)_1TX

2437MHz_TX

26/10/2018

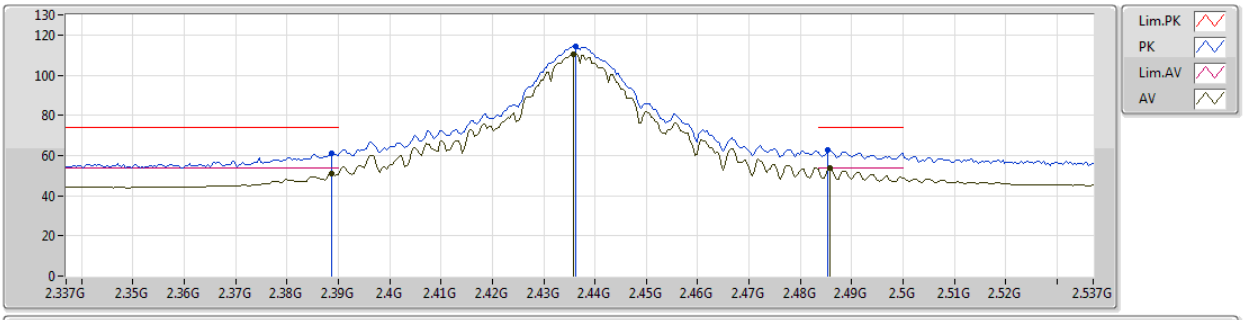

EUT Y_1TX
Setting 95
03-C-5
FSP

Type	Freq	Level	Limit	Margin	Factor	Dist	Condition	Azimuth	Height	Comments
	(Hz)	(dBuV/m)	(dBuV/m)	(dB)	(dB)	(m)		(°)	(m)	
PK	2.3886G	61.09	74.00	-12.91	32.13	3	Horizontal	75	1.53	-
AV	2.3886G	51.27	54.00	-2.73	32.13	3	Horizontal	75	1.53	-
PK	2.4362G	114.53	Inf	-Inf	32.27	3	Horizontal	75	1.53	-
AV	2.4358G	110.34	Inf	-Inf	32.27	3	Horizontal	75	1.53	-
PK	2.4854G	62.64	74.00	-11.36	32.42	3	Horizontal	75	1.53	-
AV	2.4858G	53.77	54.00	-0.23	32.42	3	Horizontal	75	1.53	-

802.11b_Nss1,(1Mbps)_1TX

2437MHz_TX

26/10/2018

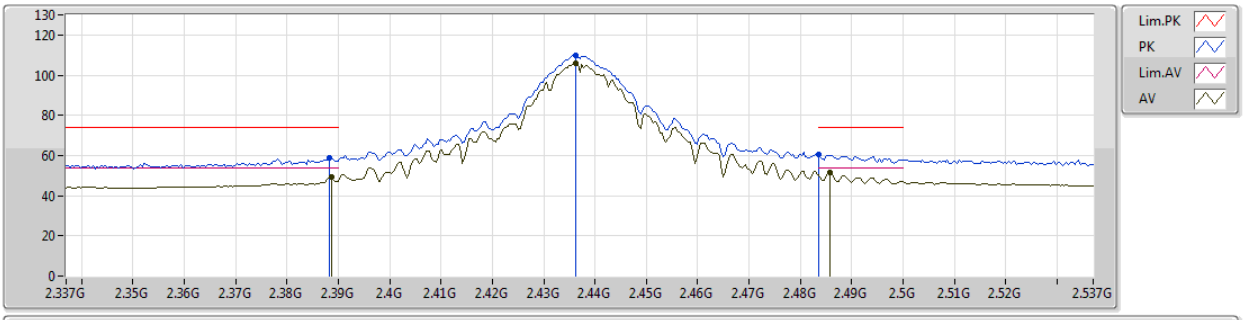

EUT Y_1TX
Setting 95
03-C-5
FSP

Type	Freq	Level	Limit	Margin	Factor	Dist	Condition	Azimuth	Height	Comments
	(Hz)	(dBuV/m)	(dBuV/m)	(dB)	(dB)	(m)		(°)	(m)	
PK	2.3882G	58.70	74.00	-15.30	32.13	3	Vertical	156	1.00	-
AV	2.3886G	49.33	54.00	-4.67	32.13	3	Vertical	156	1.00	-
PK	2.4362G	109.88	Inf	-Inf	32.27	3	Vertical	156	1.00	-
AV	2.4362G	106.02	Inf	-Inf	32.27	3	Vertical	156	1.00	-
PK	2.4835G	60.29	74.00	-13.71	32.42	3	Vertical	156	1.00	-
AV	2.4858G	51.67	54.00	-2.33	32.42	3	Vertical	156	1.00	-

802.11b_Nss1,(1Mbps)_1TX

2442MHz_TX

26/10/2018

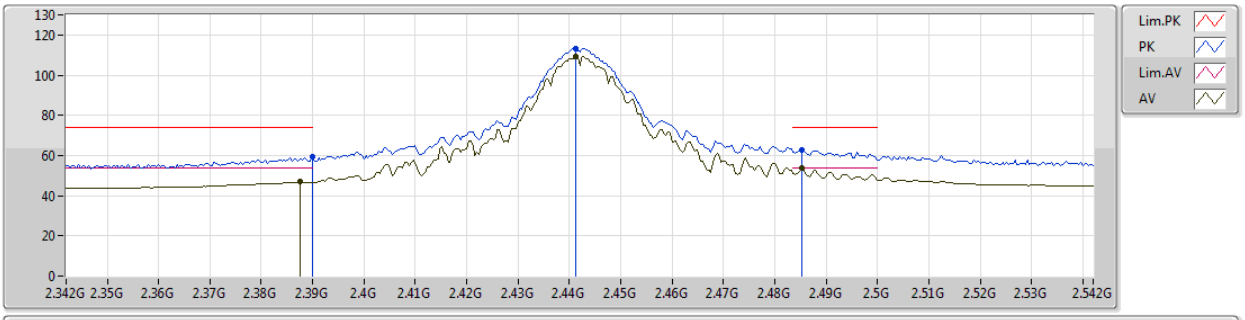

EUT Y_1TX
Setting 94
03-C-5
FSP

Type	Freq	Level	Limit	Margin	Factor	Dist	Condition	Azimuth	Height	Comments
	(Hz)	(dBuV/m)	(dBuV/m)	(dB)	(dB)	(m)		(°)	(m)	
PK	2.39G	59.14	74.00	-14.86	32.13	3	Horizontal	77	1.45	-
AV	2.3876G	46.83	54.00	-7.17	32.13	3	Horizontal	77	1.45	-
PK	2.4412G	113.34	Inf	-Inf	32.29	3	Horizontal	77	1.45	-
AV	2.4412G	109.44	Inf	-Inf	32.29	3	Horizontal	77	1.45	-
PK	2.4852G	62.94	74.00	-11.06	32.42	3	Horizontal	77	1.45	-
AV	2.4852G	53.78	54.00	-0.22	32.42	3	Horizontal	77	1.45	-

802.11b_Nss1,(1Mbps)_1TX

2442MHz_TX

26/10/2018

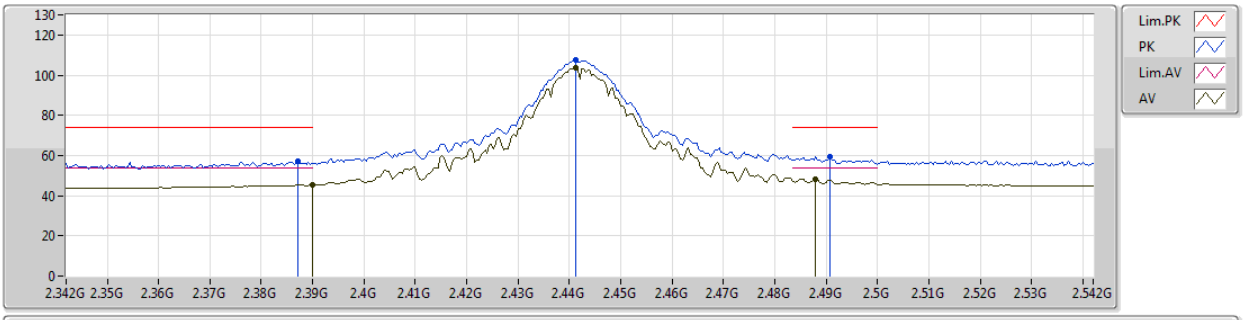

EUT Y_1TX
Setting 94
03-C-5
FSP

Type	Freq	Level	Limit	Margin	Factor	Dist	Condition	Azimuth	Height	Comments
	(Hz)	(dBuV/m)	(dBuV/m)	(dB)	(dB)	(m)		(°)	(m)	
PK	2.3872G	56.88	74.00	-17.12	32.12	3	Vertical	234	1.50	-
AV	2.39G	45.22	54.00	-8.78	32.13	3	Vertical	234	1.50	-
PK	2.4412G	107.51	Inf	-Inf	32.29	3	Vertical	234	1.50	-
AV	2.4412G	103.45	Inf	-Inf	32.29	3	Vertical	234	1.50	-
PK	2.4908G	59.48	74.00	-14.52	32.43	3	Vertical	234	1.50	-
AV	2.488G	48.27	54.00	-5.73	32.42	3	Vertical	234	1.50	-

802.11b_Nss1,(1Mbps)_1TX

2447MHz_TX

26/10/2018

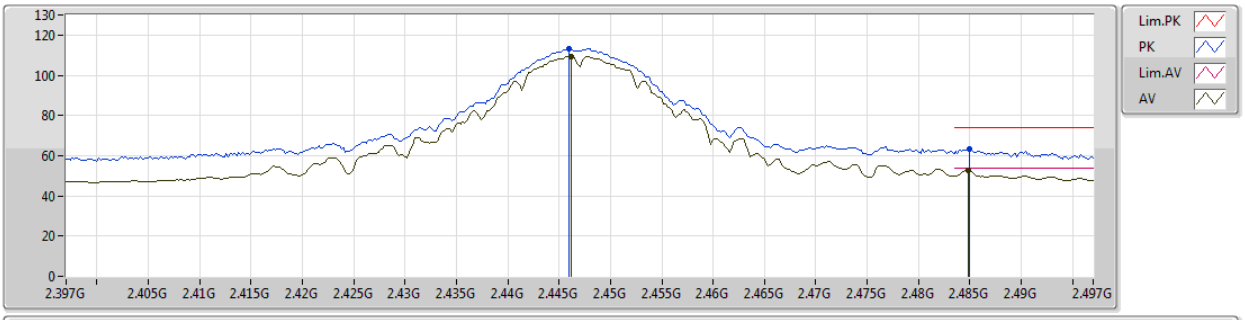

EUT Y_1TX
Setting 92
03-C-5
FSP

Type	Freq	Level	Limit	Margin	Factor	Dist	Condition	Azimuth	Height	Comments
	(Hz)	(dBuV/m)	(dBuV/m)	(dB)	(dB)	(m)		(°)	(m)	
PK	2.446G	113.44	Inf	-Inf	32.30	3	Horizontal	78	1.47	-
AV	2.4462G	109.54	Inf	-Inf	32.30	3	Horizontal	78	1.47	-
PK	2.485G	63.12	74.00	-10.88	32.42	3	Horizontal	78	1.47	-
AV	2.4848G	52.76	54.00	-1.24	32.42	3	Horizontal	78	1.47	-

802.11b_Nss1,(1Mbps)_1TX

2447MHz_TX

26/10/2018

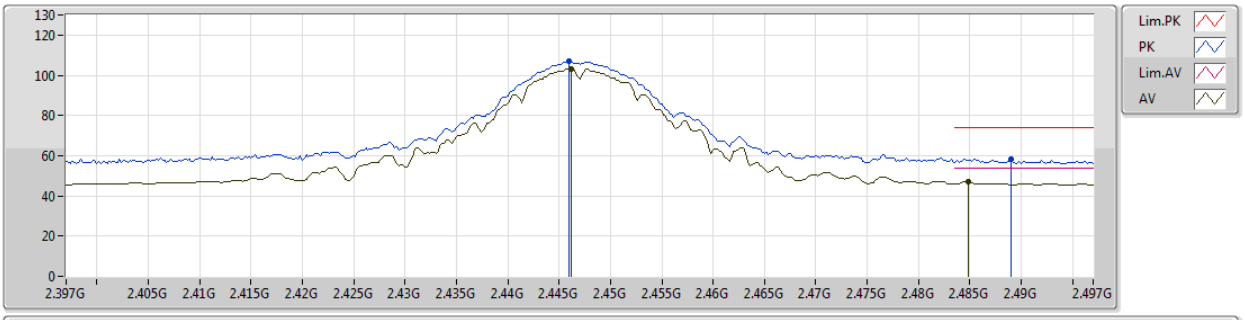

EUT Y_1TX
Setting 92
03-C-5
FSP

Type	Freq	Level	Limit	Margin	Factor	Dist	Condition	Azimuth	Height	Comments
	(Hz)	(dBuV/m)	(dBuV/m)	(dB)	(dB)	(m)		(°)	(m)	
PK	2.446G	107.10	Inf	-Inf	32.30	3	Vertical	234	1.54	-
AV	2.4462G	103.34	Inf	-Inf	32.30	3	Vertical	234	1.54	-
PK	2.489G	58.20	74.00	-15.80	32.43	3	Vertical	234	1.54	-
AV	2.4848G	47.06	54.00	-6.94	32.42	3	Vertical	234	1.54	-

802.11b_Nss1,(1Mbps)_1TX

2452MHz_TX

26/10/2018

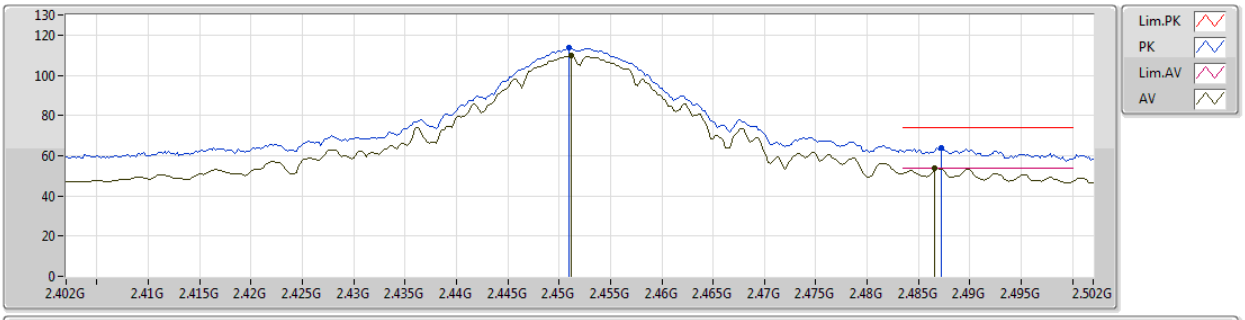

EUT Y_1TX
Setting 89
06-C-5
FSP

Type	Freq	Level	Limit	Margin	Factor	Dist	Condition	Azimuth	Height	Comments
	(Hz)	(dBuV/m)	(dBuV/m)	(dB)	(dB)	(m)		(°)	(m)	
PK	2.451G	113.48	Inf	-Inf	32.32	3	Horizontal	211	1.60	-
AV	2.4512G	109.69	Inf	-Inf	32.32	3	Horizontal	211	1.60	-
PK	2.4872G	63.89	74.00	-10.11	32.43	3	Horizontal	211	1.60	-
AV	2.4866G	53.81	54.00	-0.19	32.43	3	Horizontal	211	1.60	-

802.11b_Nss1,(1Mbps)_1TX

2452MHz_TX

26/10/2018

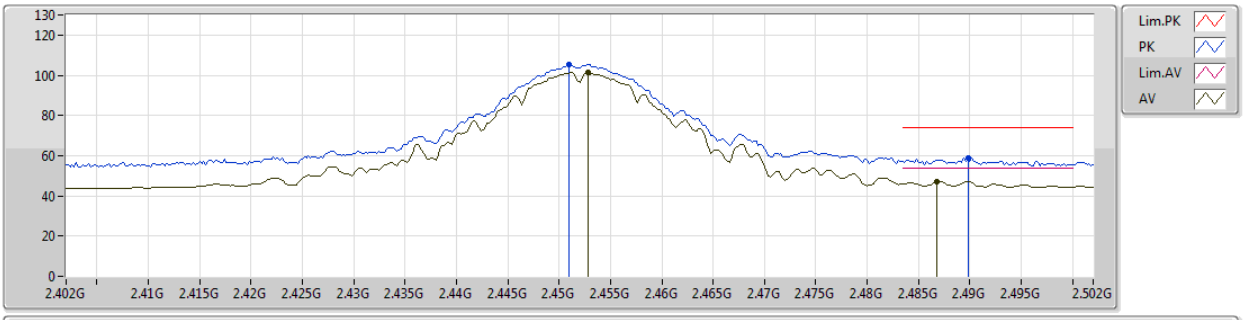

EUT Y_1TX
Setting 89
06-C-5
FSP

Type	Freq	Level	Limit	Margin	Factor	Dist	Condition	Azimuth	Height	Comments
	(Hz)	(dBuV/m)	(dBuV/m)	(dB)	(dB)	(m)		(°)	(m)	
PK	2.451G	105.15	Inf	-Inf	32.32	3	Vertical	3	2.83	-
AV	2.4528G	101.27	Inf	-Inf	32.33	3	Vertical	3	2.83	-
PK	2.4898G	58.69	74.00	-15.31	32.45	3	Vertical	3	2.83	-
AV	2.4868G	47.20	54.00	-6.80	32.43	3	Vertical	3	2.83	-

802.11b_Nss1,(1Mbps)_1TX

2457MHz_TX

26/10/2018

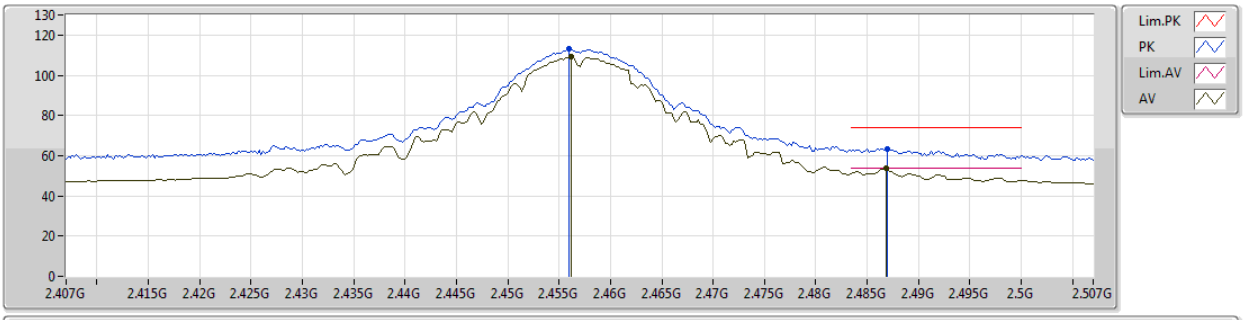

EUT Y_1TX
Setting 87
06-C-5
FSP

Type	Freq	Level	Limit	Margin	Factor	Dist	Condition	Azimuth	Height	Comments
	(Hz)	(dBuV/m)	(dBuV/m)	(dB)	(dB)	(m)		(°)	(m)	
PK	2.456G	112.95	Inf	-Inf	32.34	3	Horizontal	212	1.55	-
AV	2.4562G	109.06	Inf	-Inf	32.34	3	Horizontal	212	1.55	-
PK	2.487G	63.56	74.00	-10.44	32.43	3	Horizontal	212	1.55	-
AV	2.4868G	53.77	54.00	-0.23	32.43	3	Horizontal	212	1.55	-

802.11b_Nss1,(1Mbps)_1TX

2457MHz_TX

26/10/2018

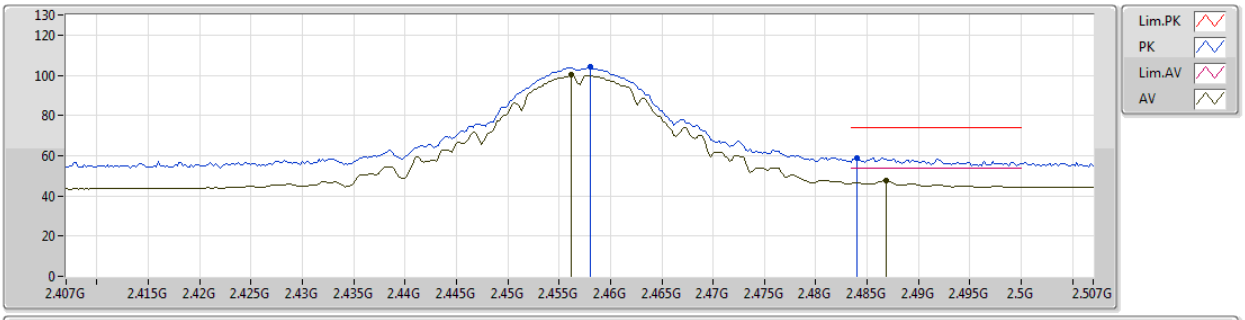

EUT Y_1TX
Setting 87
06-C-5
FSP

Type	Freq	Level	Limit	Margin	Factor	Dist	Condition	Azimuth	Height	Comments
	(Hz)	(dBuV/m)	(dBuV/m)	(dB)	(dB)	(m)		(°)	(m)	
PK	2.458G	103.95	Inf	-Inf	32.35	3	Vertical	86	1.50	-
AV	2.4562G	100.08	Inf	-Inf	32.34	3	Vertical	86	1.50	-
PK	2.484G	58.71	74.00	-15.29	32.42	3	Vertical	86	1.50	-
AV	2.4868G	47.58	54.00	-6.42	32.43	3	Vertical	86	1.50	-

802.11b_Nss1,(1Mbps)_1TX

2462MHz_TX

26/10/2018

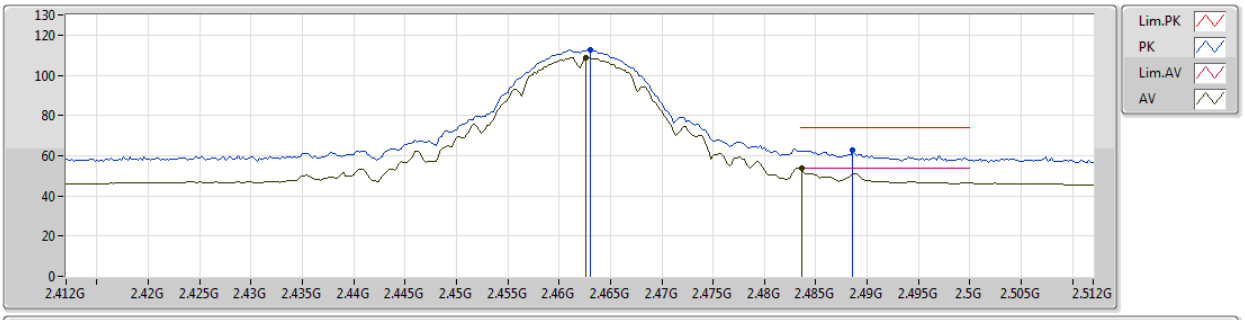

EUT Y_1TX
Setting 84
06-C-5
FSP

Type	Freq	Level	Limit	Margin	Factor	Dist	Condition	Azimuth	Height	Comments
	(Hz)	(dBuV/m)	(dBuV/m)	(dB)	(dB)	(m)		(°)	(m)	
PK	2.463G	112.72	Inf	-Inf	32.36	3	Horizontal	209	1.67	-
AV	2.4626G	108.84	Inf	-Inf	32.36	3	Horizontal	209	1.67	-
PK	2.4886G	62.58	74.00	-11.42	32.44	3	Horizontal	209	1.67	-
AV	2.4836G	53.79	54.00	-0.21	32.42	3	Horizontal	209	1.67	-

802.11b_Nss1,(1Mbps)_1TX

2462MHz_TX

26/10/2018

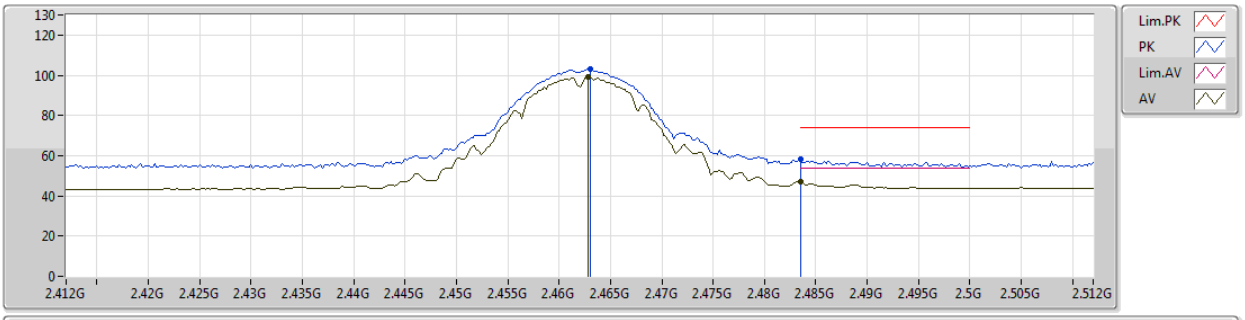

EUT Y_1TX
Setting 84
06-C-5
FSP

Type	Freq	Level	Limit	Margin	Factor	Dist	Condition	Azimuth	Height	Comments
	(Hz)	(dBuV/m)	(dBuV/m)	(dB)	(dB)	(m)		(°)	(m)	
PK	2.463G	103.05	Inf	-Inf	32.36	3	Vertical	88	1.50	-
AV	2.4628G	99.06	Inf	-Inf	32.36	3	Vertical	88	1.50	-
PK	2.4835G	58.15	74.00	-15.85	32.42	3	Vertical	88	1.50	-
AV	2.4835G	47.04	54.00	-6.96	32.42	3	Vertical	88	1.50	-

802.11g_Nss1,(6Mbps)_1TX

2412MHz_TX

13/11/2018

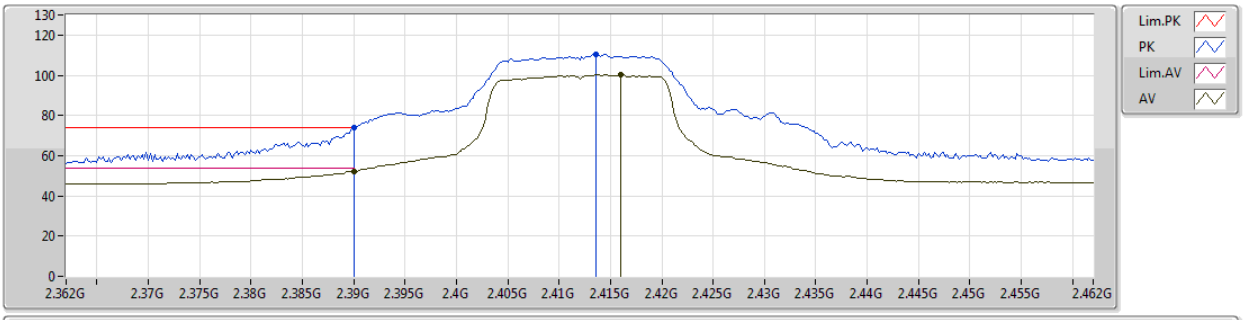

EUT Y_1TX
Setting 71
01-J-4
FSU

Type	Freq	Level	Limit	Margin	Factor	Dist	Condition	Azimuth	Height	Comments
	(Hz)	(dBuV/m)	(dBuV/m)	(dB)	(dB)	(m)		(°)	(m)	
PK	2.39G	73.99	74.00	-0.01	30.78	3	Horizontal	119	1.08	-
AV	2.39G	52.26	54.00	-1.74	30.78	3	Horizontal	119	1.08	-
PK	2.4136G	110.42	Inf	-Inf	30.72	3	Horizontal	119	1.08	-
AV	2.416G	100.18	Inf	-Inf	30.72	3	Horizontal	119	1.08	-

802.11g_Nss1,(6Mbps)_1TX

2412MHz_TX

13/11/2018

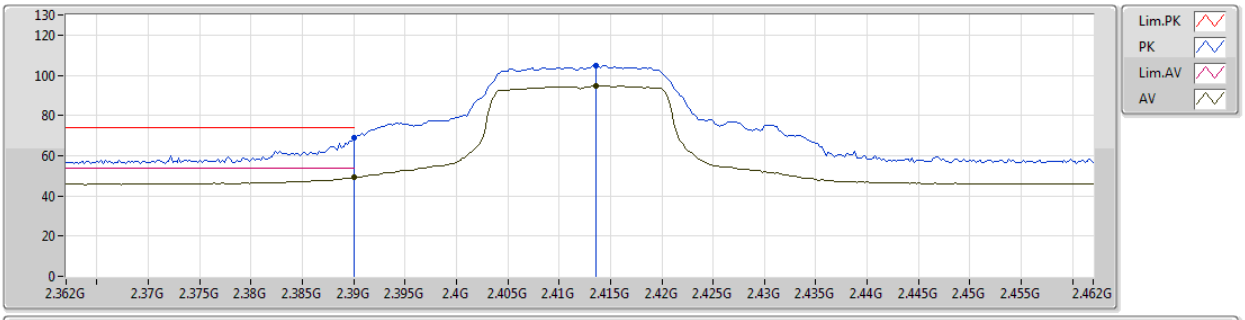

EUT Y_1TX
Setting 71
01-J-4
FSU

Type	Freq	Level	Limit	Margin	Factor	Dist	Condition	Azimuth	Height	Comments
	(Hz)	(dBuV/m)	(dBuV/m)	(dB)	(dB)	(m)		(°)	(m)	
PK	2.39G	68.75	74.00	-5.25	30.78	3	Vertical	56	1.28	-
AV	2.39G	49.07	54.00	-4.93	30.78	3	Vertical	56	1.28	-
PK	2.4136G	105.04	Inf	-Inf	30.72	3	Vertical	56	1.28	-
AV	2.4136G	94.74	Inf	-Inf	30.72	3	Vertical	56	1.28	-

802.11g_Nss1,(6Mbps)_1TX

2417MHz_TX

13/11/2018

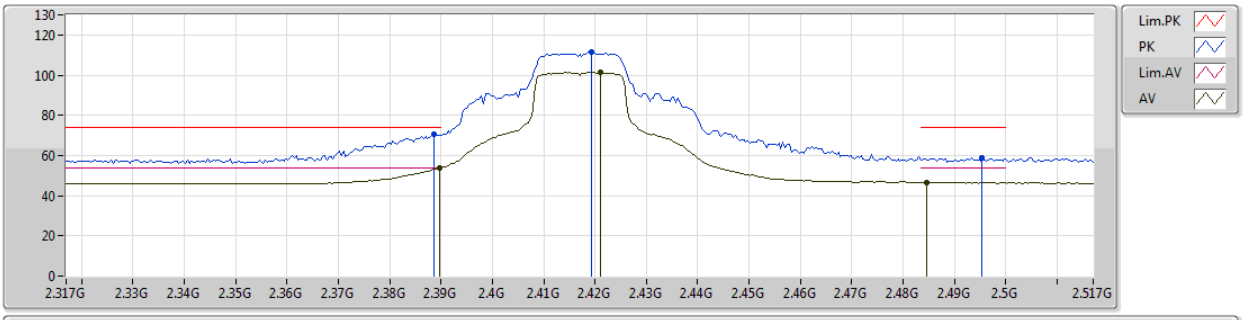

EUT Y_1TX
Setting 79
01-J-4
FSU

Type	Freq	Level	Limit	Margin	Factor	Dist	Condition	Azimuth	Height	Comments
	(Hz)	(dBuV/m)	(dBuV/m)	(dB)	(dB)	(m)		(°)	(m)	
PK	2.3886G	70.39	74.00	-3.61	30.79	3	Horizontal	116	1.14	-
AV	2.3898G	53.77	54.00	-0.23	30.78	3	Horizontal	116	1.14	-
PK	2.4194G	111.58	Inf	-Inf	30.71	3	Horizontal	116	1.14	-
AV	2.421G	101.46	Inf	-Inf	30.71	3	Horizontal	116	1.14	-
PK	2.4954G	58.90	74.00	-15.10	30.60	3	Horizontal	116	1.14	-
AV	2.4846G	46.69	54.00	-7.31	30.61	3	Horizontal	116	1.14	-

802.11g_Nss1,(6Mbps)_1TX

2417MHz_TX

13/11/2018

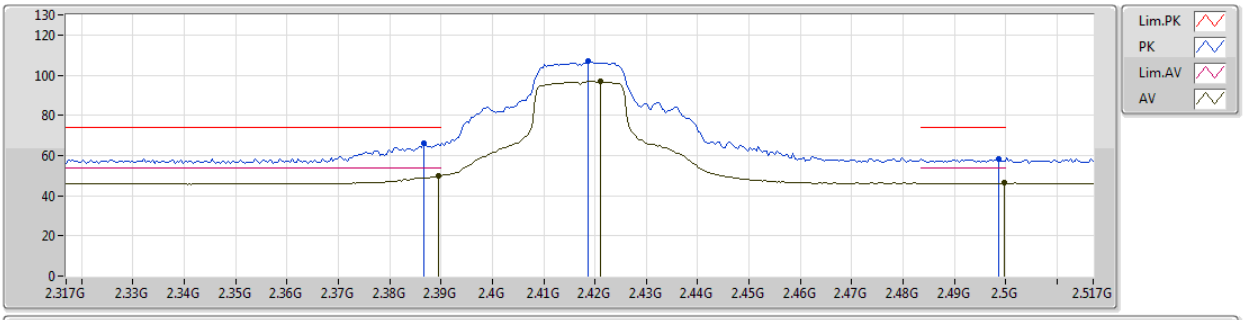

EUT Y_1TX
Setting 79
01-J-4
FSU

Type	Freq	Level	Limit	Margin	Factor	Dist	Condition	Azimuth	Height	Comments
	(Hz)	(dBuV/m)	(dBuV/m)	(dB)	(dB)	(m)		(°)	(m)	
PK	2.3866G	65.86	74.00	-8.14	30.80	3	Vertical	43	1.09	-
AV	2.3894G	49.75	54.00	-4.25	30.78	3	Vertical	43	1.09	-
PK	2.4186G	107.04	Inf	-Inf	30.71	3	Vertical	43	1.09	-
AV	2.421G	96.88	Inf	-Inf	30.71	3	Vertical	43	1.09	-
PK	2.4986G	58.23	74.00	-15.77	30.59	3	Vertical	43	1.09	-
AV	2.4998G	46.29	54.00	-7.71	30.59	3	Vertical	43	1.09	-

802.11g_Nss1,(6Mbps)_1TX

2422MHz_TX

14/11/2018

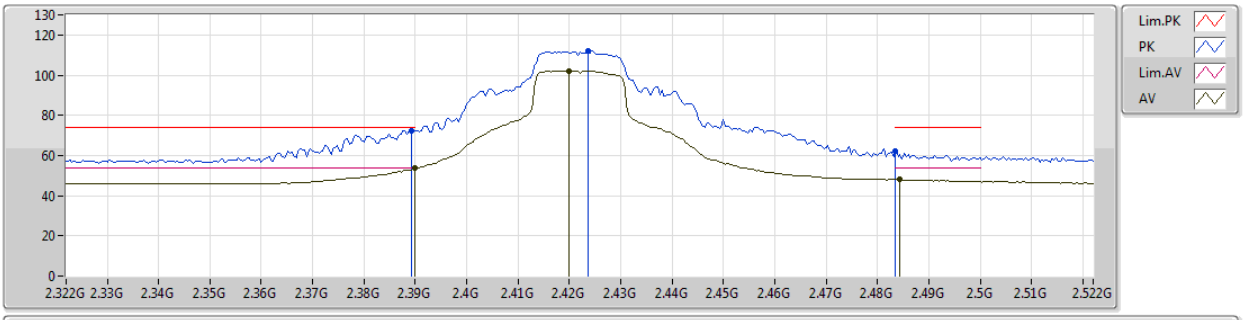

EUT Y_1TX
Setting 84
01-J-4
FSU

Type	Freq	Level	Limit	Margin	Factor	Dist	Condition	Azimuth	Height	Comments
	(Hz)	(dBuV/m)	(dBuV/m)	(dB)	(dB)	(m)		(°)	(m)	
PK	2.3892G	72.54	74.00	-1.46	30.78	3	Horizontal	119	1.11	-
AV	2.39G	53.83	54.00	-0.17	30.78	3	Horizontal	119	1.11	-
PK	2.4236G	112.25	Inf	-Inf	30.70	3	Horizontal	119	1.11	-
AV	2.42G	102.16	Inf	-Inf	30.71	3	Horizontal	119	1.11	-
PK	2.4835G	62.12	74.00	-11.88	30.61	3	Horizontal	119	1.11	-
AV	2.4844G	48.07	54.00	-5.93	30.61	3	Horizontal	119	1.11	-

802.11g_Nss1,(6Mbps)_1TX

2422MHz_TX

14/11/2018

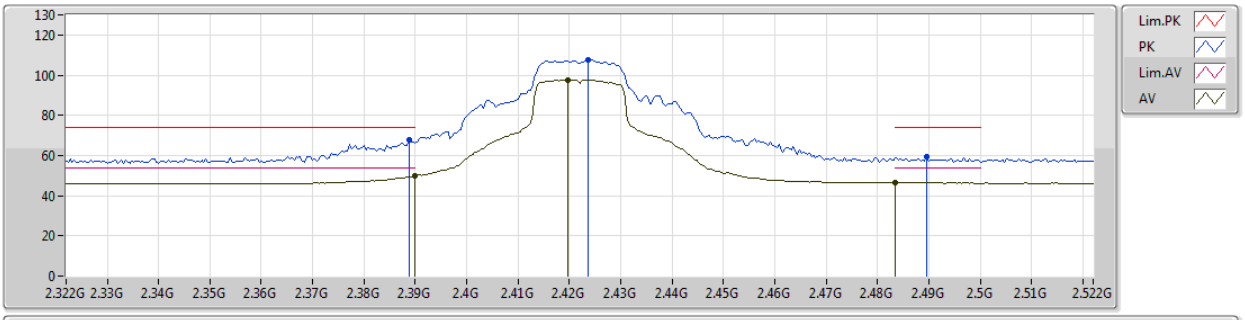

EUT Y_1TX
Setting 84
01-J-4
FSU

Type	Freq	Level	Limit	Margin	Factor	Dist	Condition	Azimuth	Height	Comments
	(Hz)	(dBuV/m)	(dBuV/m)	(dB)	(dB)	(m)		(°)	(m)	
PK	2.3888G	67.80	74.00	-6.20	30.79	3	Vertical	42	1.12	-
AV	2.39G	49.62	54.00	-4.38	30.78	3	Vertical	42	1.12	-
PK	2.4236G	107.79	Inf	-Inf	30.70	3	Vertical	42	1.12	-
AV	2.4196G	97.70	Inf	-Inf	30.71	3	Vertical	42	1.12	-
PK	2.4896G	59.22	74.00	-14.78	30.60	3	Vertical	42	1.12	-
AV	2.4835G	46.61	54.00	-7.39	30.61	3	Vertical	42	1.12	-

802.11g_Nss1,(6Mbps)_1TX

2427MHz_TX

14/11/2018

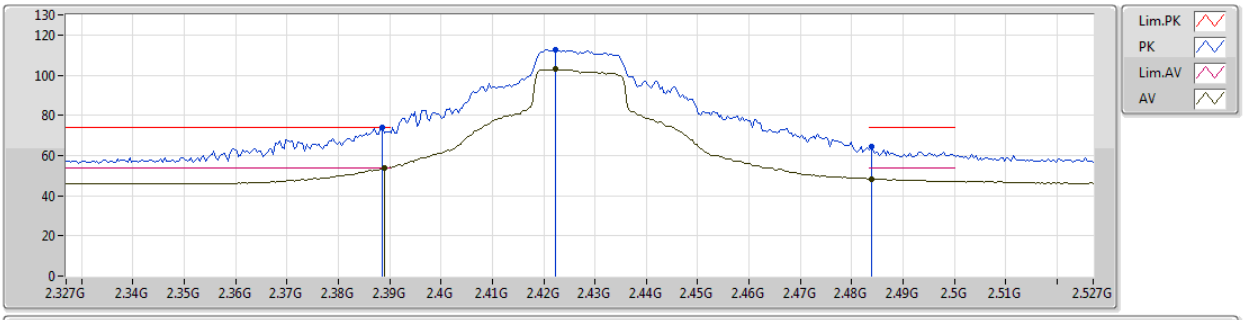

EUT Y_1TX
Setting 86
01-J-4
FSU

Type	Freq	Level	Limit	Margin	Factor	Dist	Condition	Azimuth	Height	Comments
	(Hz)	(dBuV/m)	(dBuV/m)	(dB)	(dB)	(m)		(°)	(m)	
PK	2.3886G	73.93	74.00	-0.07	30.79	3	Horizontal	119	1.13	-
AV	2.389G	53.95	54.00	-0.05	30.79	3	Horizontal	119	1.13	-
PK	2.4222G	112.42	Inf	-Inf	30.71	3	Horizontal	119	1.13	-
AV	2.4222G	102.86	Inf	-Inf	30.71	3	Horizontal	119	1.13	-
PK	2.4838G	64.28	74.00	-9.72	30.61	3	Horizontal	119	1.13	-
AV	2.4838G	48.25	54.00	-5.75	30.61	3	Horizontal	119	1.13	-

802.11g_Nss1,(6Mbps)_1TX

2427MHz_TX

14/11/2018

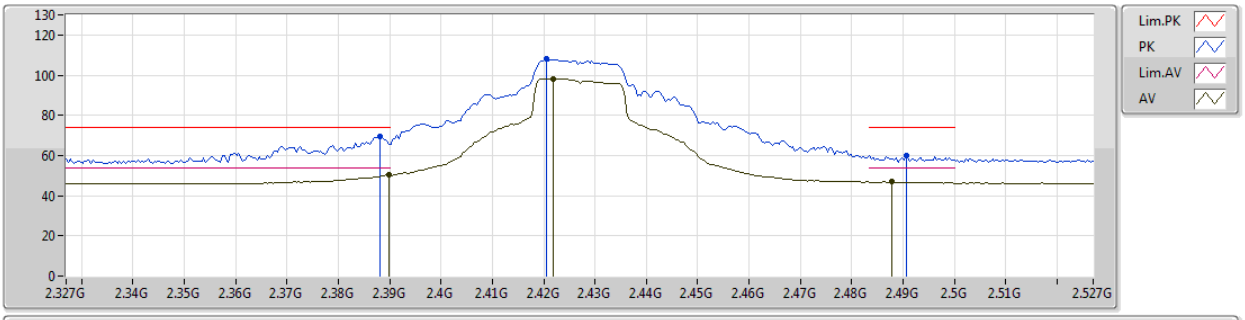

EUT Y_1TX
Setting 86
01-J-4
FSU

Type	Freq	Level	Limit	Margin	Factor	Dist	Condition	Azimuth	Height	Comments
	(Hz)	(dBuV/m)	(dBuV/m)	(dB)	(dB)	(m)		(°)	(m)	
PK	2.3882G	69.28	74.00	-4.72	30.79	3	Vertical	42	1.09	-
AV	2.3898G	50.21	54.00	-3.79	30.78	3	Vertical	42	1.09	-
PK	2.4206G	107.94	Inf	-Inf	30.71	3	Vertical	42	1.09	-
AV	2.4218G	98.11	Inf	-Inf	30.71	3	Vertical	42	1.09	-
PK	2.4906G	60.09	74.00	-13.91	30.61	3	Vertical	42	1.09	-
AV	2.4878G	46.81	54.00	-7.19	30.60	3	Vertical	42	1.09	-

802.11g_Nss1,(6Mbps)_1TX

2432MHz_TX

14/11/2018

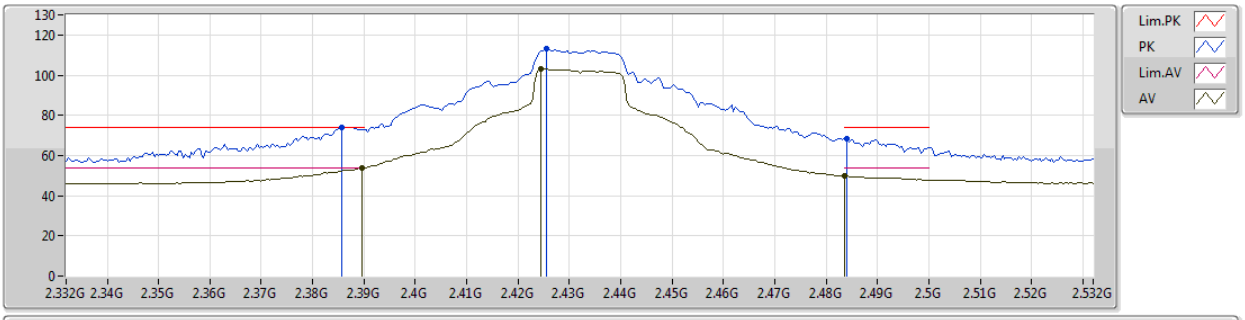

EUT Y_1TX
Setting 88
01-J-4
FSU

Type	Freq	Level	Limit	Margin	Factor	Dist	Condition	Azimuth	Height	Comments
	(Hz)	(dBuV/m)	(dBuV/m)	(dB)	(dB)	(m)		(°)	(m)	
PK	2.3856G	73.98	74.00	-0.02	30.80	3	Horizontal	117	1.13	-
AV	2.3896G	53.71	54.00	-0.29	30.78	3	Horizontal	117	1.13	-
PK	2.4256G	113.03	Inf	-Inf	30.70	3	Horizontal	117	1.13	-
AV	2.4244G	103.11	Inf	-Inf	30.70	3	Horizontal	117	1.13	-
PK	2.484G	68.62	74.00	-5.38	30.61	3	Horizontal	117	1.13	-
AV	2.4835G	49.62	54.00	-4.38	30.61	3	Horizontal	117	1.13	-

802.11g_Nss1,(6Mbps)_1TX

2432MHz_TX

14/11/2018

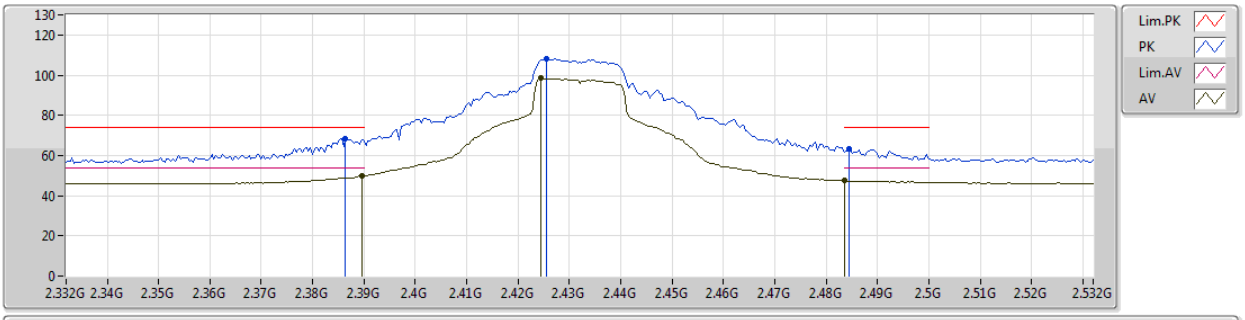

EUT Y_1TX
Setting 88
01-J-4
FSU

Type	Freq	Level	Limit	Margin	Factor	Dist	Condition	Azimuth	Height	Comments
	(Hz)	(dBuV/m)	(dBuV/m)	(dB)	(dB)	(m)		(°)	(m)	
PK	2.3864G	68.30	74.00	-5.70	30.80	3	Vertical	43	1.14	-
AV	2.3896G	49.77	54.00	-4.23	30.78	3	Vertical	43	1.14	-
PK	2.4256G	108.36	Inf	-Inf	30.70	3	Vertical	43	1.14	-
AV	2.4244G	98.46	Inf	-Inf	30.70	3	Vertical	43	1.14	-
PK	2.4844G	63.18	74.00	-10.82	30.61	3	Vertical	43	1.14	-
AV	2.4835G	47.53	54.00	-6.47	30.61	3	Vertical	43	1.14	-

802.11g_Nss1,(6Mbps)_1TX

2437MHz_TX

13/11/2018

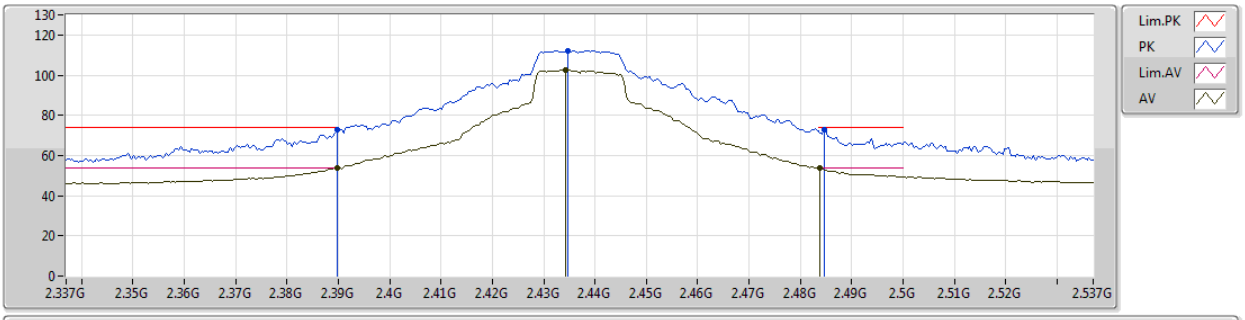

EUT Y_1TX
Setting 92
01-J-4
FSU

Type	Freq	Level	Limit	Margin	Factor	Dist	Condition	Azimuth	Height	Comments
	(Hz)	(dBuV/m)	(dBuV/m)	(dB)	(dB)	(m)		(°)	(m)	
PK	2.3898G	72.60	74.00	-1.40	30.78	3	Horizontal	257	1.50	-
AV	2.3898G	53.79	54.00	-0.21	30.78	3	Horizontal	257	1.50	-
PK	2.4346G	112.27	Inf	-Inf	30.69	3	Horizontal	257	1.50	-
AV	2.4342G	102.36	Inf	-Inf	30.69	3	Horizontal	257	1.50	-
PK	2.4846G	73.04	74.00	-0.96	30.61	3	Horizontal	257	1.50	-
AV	2.4838G	53.76	54.00	-0.24	30.61	3	Horizontal	257	1.50	-

802.11g_Nss1,(6Mbps)_1TX

2437MHz_TX

13/11/2018

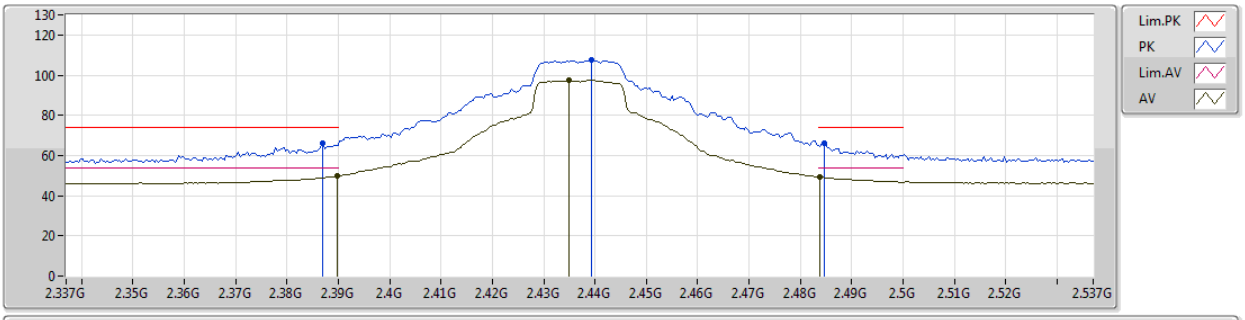

EUT Y_1TX
Setting 92
01-J-4
FSU

Type	Freq	Level	Limit	Margin	Factor	Dist	Condition	Azimuth	Height	Comments
	(Hz)	(dBuV/m)	(dBuV/m)	(dB)	(dB)	(m)		(°)	(m)	
PK	2.387G	66.03	74.00	-7.97	30.79	3	Vertical	97	1.50	-
AV	2.3898G	49.89	54.00	-4.11	30.78	3	Vertical	97	1.50	-
PK	2.4394G	107.39	Inf	-Inf	30.68	3	Vertical	97	1.50	-
AV	2.435G	97.37	Inf	-Inf	30.69	3	Vertical	97	1.50	-
PK	2.4846G	66.29	74.00	-7.71	30.61	3	Vertical	97	1.50	-
AV	2.4838G	49.28	54.00	-4.72	30.61	3	Vertical	97	1.50	-

802.11g_Nss1,(6Mbps)_1TX

2442MHz_TX

14/11/2018

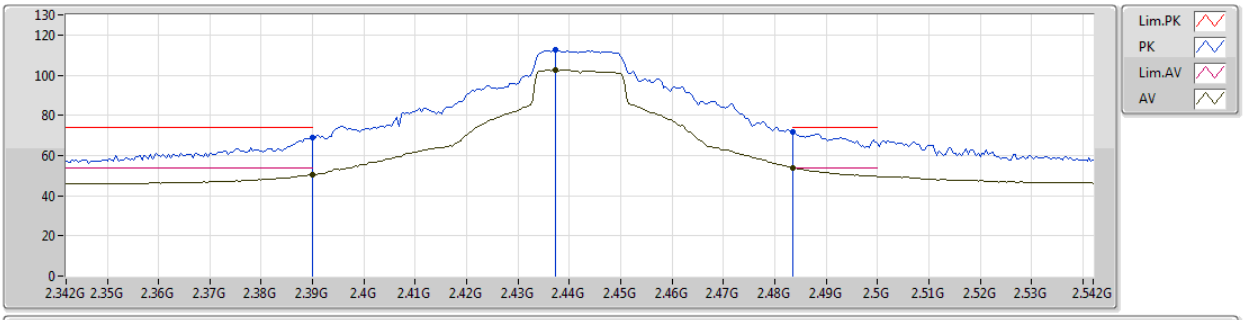

EUT Y_1TX
Setting 89
01-J-4
FSU

Type	Freq	Level	Limit	Margin	Factor	Dist	Condition	Azimuth	Height	Comments
	(Hz)	(dBuV/m)	(dBuV/m)	(dB)	(dB)	(m)		(°)	(m)	
PK	2.39G	69.07	74.00	-4.93	30.78	3	Horizontal	259	1.53	-
AV	2.39G	50.51	54.00	-3.49	30.78	3	Horizontal	259	1.53	-
PK	2.4372G	112.38	Inf	-Inf	30.69	3	Horizontal	259	1.53	-
AV	2.4372G	102.49	Inf	-Inf	30.69	3	Horizontal	259	1.53	-
PK	2.4835G	71.83	74.00	-2.17	30.61	3	Horizontal	259	1.53	-
AV	2.4835G	53.85	54.00	-0.15	30.61	3	Horizontal	259	1.53	-

802.11g_Nss1,(6Mbps)_1TX

2442MHz_TX

14/11/2018

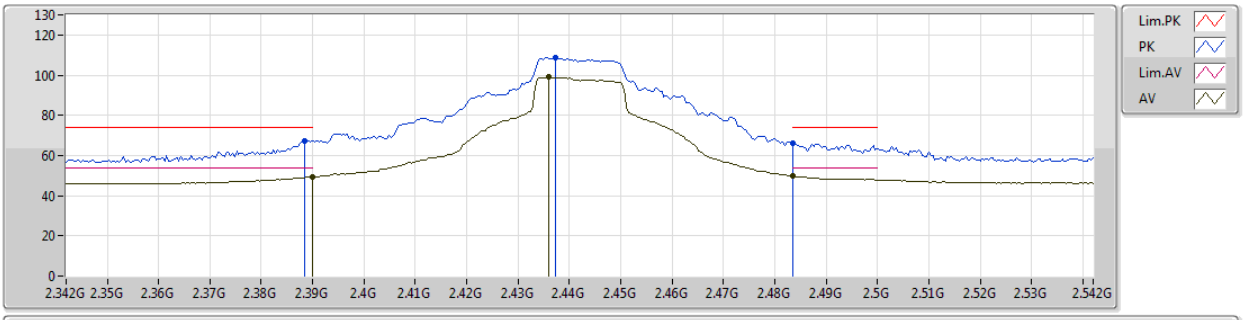

EUT Y_1TX
Setting 89
01-J-4
FSU

Type	Freq	Level	Limit	Margin	Factor	Dist	Condition	Azimuth	Height	Comments
	(Hz)	(dBuV/m)	(dBuV/m)	(dB)	(dB)	(m)		(°)	(m)	
PK	2.3884G	67.22	74.00	-6.78	30.79	3	Vertical	320	1.23	-
AV	2.39G	49.31	54.00	-4.69	30.78	3	Vertical	320	1.23	-
PK	2.4372G	108.73	Inf	-Inf	30.69	3	Vertical	320	1.23	-
AV	2.436G	98.91	Inf	-Inf	30.69	3	Vertical	320	1.23	-
PK	2.4835G	66.03	74.00	-7.97	30.61	3	Vertical	320	1.23	-
AV	2.4835G	49.91	54.00	-4.09	30.61	3	Vertical	320	1.23	-

802.11g_Nss1,(6Mbps)_1TX

2447MHz_TX

14/11/2018

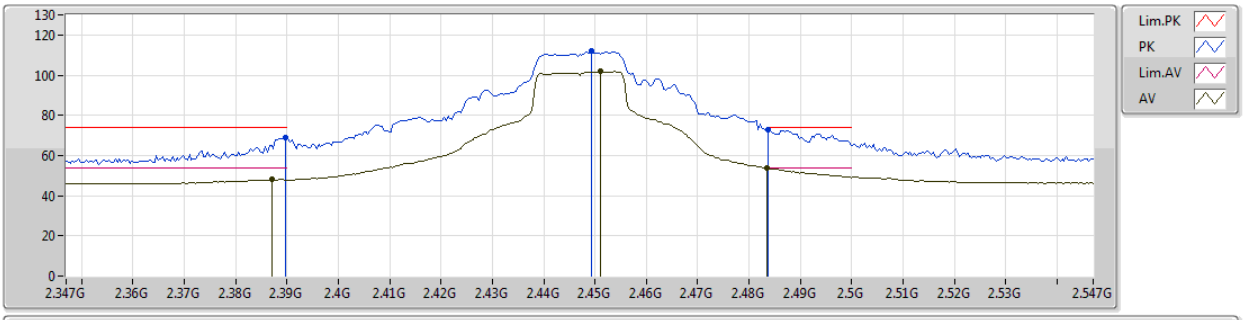

EUT Y_1TX
Setting 83
01-J-4
FSU

Type	Freq	Level	Limit	Margin	Factor	Dist	Condition	Azimuth	Height	Comments
	(Hz)	(dBuV/m)	(dBuV/m)	(dB)	(dB)	(m)		(°)	(m)	
PK	2.3898G	68.71	74.00	-5.29	30.78	3	Horizontal	121	1.07	-
AV	2.387G	47.99	54.00	-6.01	30.79	3	Horizontal	121	1.07	-
PK	2.4494G	111.86	Inf	-Inf	30.66	3	Horizontal	121	1.07	-
AV	2.451G	101.89	Inf	-Inf	30.67	3	Horizontal	121	1.07	-
PK	2.4838G	73.01	74.00	-0.99	30.61	3	Horizontal	121	1.07	-
AV	2.48351G	53.76	54.00	-0.24	30.61	3	Horizontal	121	1.07	-

802.11g_Nss1,(6Mbps)_1TX

2447MHz_TX

14/11/2018

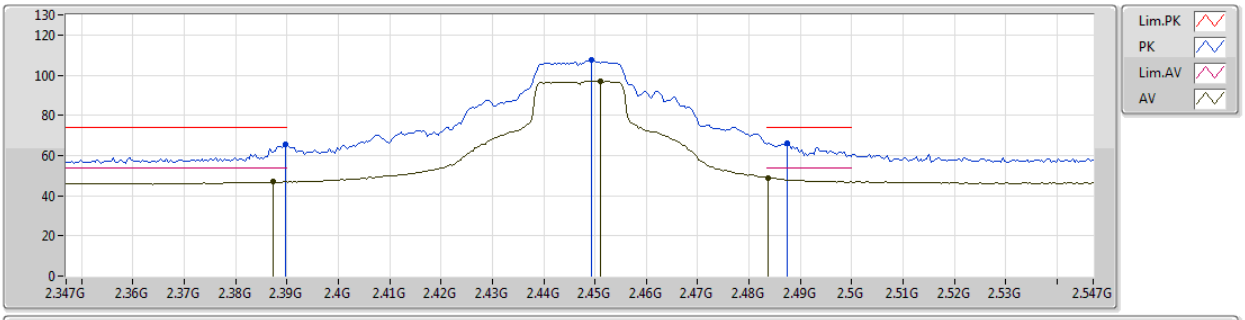

EUT Y_1TX
Setting 83
01-J-4
FSU

Type	Freq	Level	Limit	Margin	Factor	Dist	Condition	Azimuth	Height	Comments
	(Hz)	(dBuV/m)	(dBuV/m)	(dB)	(dB)	(m)		(°)	(m)	
PK	2.3898G	65.41	74.00	-8.59	30.78	3	Vertical	320	1.11	-
AV	2.3874G	46.80	54.00	-7.20	30.79	3	Vertical	320	1.11	-
PK	2.4494G	107.33	Inf	-Inf	30.66	3	Vertical	320	1.11	-
AV	2.451G	97.11	Inf	-Inf	30.67	3	Vertical	320	1.11	-
PK	2.4874G	66.29	74.00	-7.71	30.61	3	Vertical	320	1.11	-
AV	2.4838G	48.91	54.00	-5.09	30.61	3	Vertical	320	1.11	-

802.11g_Nss1,(6Mbps)_1TX

2452MHz_TX

14/11/2018

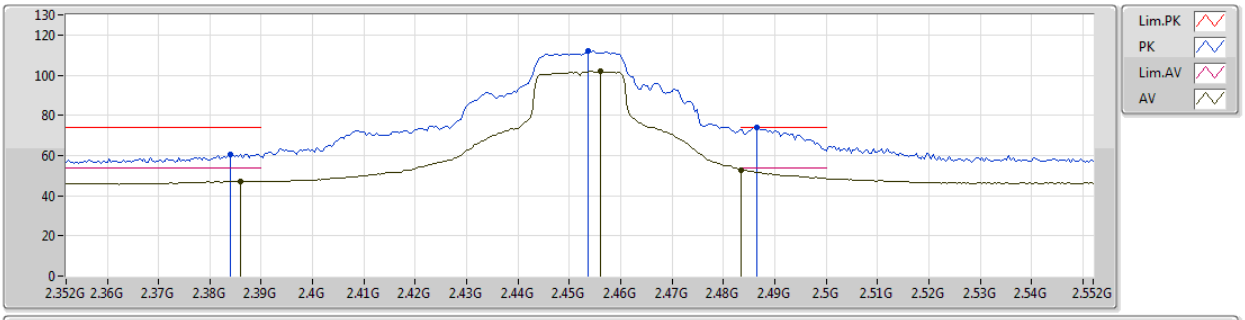

EUT Y_1TX
Setting 79
01-J-4
FSU

Type	Freq	Level	Limit	Margin	Factor	Dist	Condition	Azimuth	Height	Comments
	(Hz)	(dBuV/m)	(dBuV/m)	(dB)	(dB)	(m)		(°)	(m)	
PK	2.384G	60.70	74.00	-13.30	30.81	3	Horizontal	119	1.10	-
AV	2.386G	47.13	54.00	-6.87	30.80	3	Horizontal	119	1.10	-
PK	2.4536G	111.91	Inf	-Inf	30.66	3	Horizontal	119	1.10	-
AV	2.456G	101.94	Inf	-Inf	30.66	3	Horizontal	119	1.10	-
PK	2.4864G	73.93	74.00	-0.07	30.61	3	Horizontal	119	1.10	-
AV	2.4835G	52.89	54.00	-1.11	30.61	3	Horizontal	119	1.10	-

802.11g_Nss1,(6Mbps)_1TX

2452MHz_TX

14/11/2018

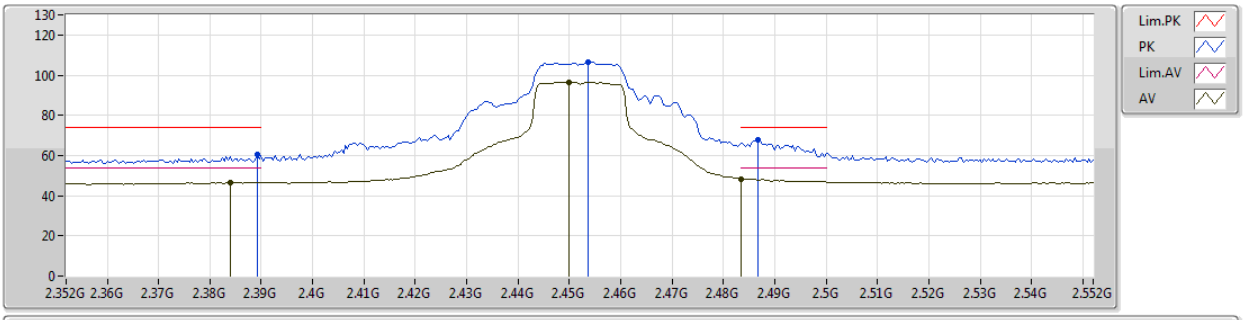

EUT Y_1TX
Setting 79
01-J-4
FSU

Type	Freq	Level	Limit	Margin	Factor	Dist	Condition	Azimuth	Height	Comments
	(Hz)	(dBuV/m)	(dBuV/m)	(dB)	(dB)	(m)		(°)	(m)	
PK	2.3892G	60.63	74.00	-13.37	30.78	3	Vertical	321	1.17	-
AV	2.384G	46.50	54.00	-7.50	30.81	3	Vertical	321	1.17	-
PK	2.4536G	106.61	Inf	-Inf	30.66	3	Vertical	321	1.17	-
AV	2.45G	96.43	Inf	-Inf	30.67	3	Vertical	321	1.17	-
PK	2.4868G	67.91	74.00	-6.09	30.61	3	Vertical	321	1.17	-
AV	2.4835G	48.44	54.00	-5.56	30.61	3	Vertical	321	1.17	-

802.11g_Nss1,(6Mbps)_1TX

2457MHz_TX

14/11/2018

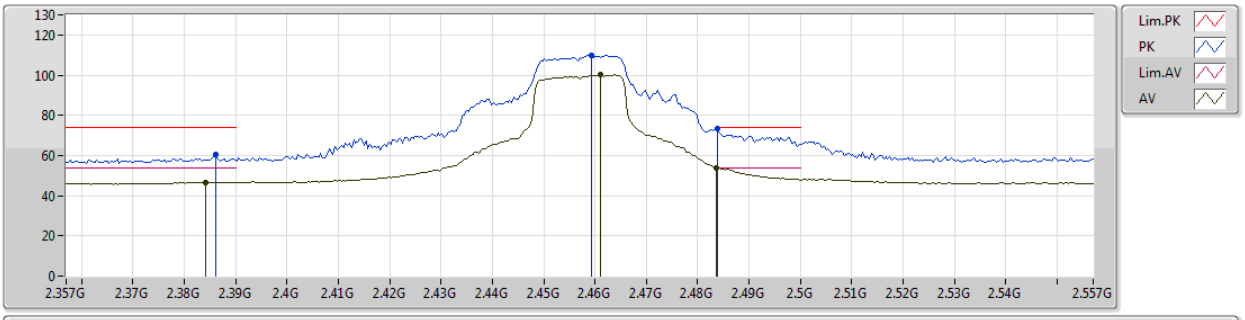

EUT Y_1TX
Setting 76
01-J-4
FSU

Type	Freq	Level	Limit	Margin	Factor	Dist	Condition	Azimuth	Height	Comments
	(Hz)	(dBuV/m)	(dBuV/m)	(dB)	(dB)	(m)		(°)	(m)	
PK	2.3862G	60.32	74.00	-13.68	30.80	3	Horizontal	260	1.45	-
AV	2.3842G	46.68	54.00	-7.32	30.81	3	Horizontal	260	1.45	-
PK	2.4594G	109.98	Inf	-Inf	30.65	3	Horizontal	260	1.45	-
AV	2.461G	100.25	Inf	-Inf	30.65	3	Horizontal	260	1.45	-
PK	2.4838G	73.40	74.00	-0.60	30.61	3	Horizontal	260	1.45	-
AV	2.48351G	53.99	54.00	-0.01	30.61	3	Horizontal	260	1.45	-

802.11g_Nss1,(6Mbps)_1TX

2457MHz_TX

14/11/2018

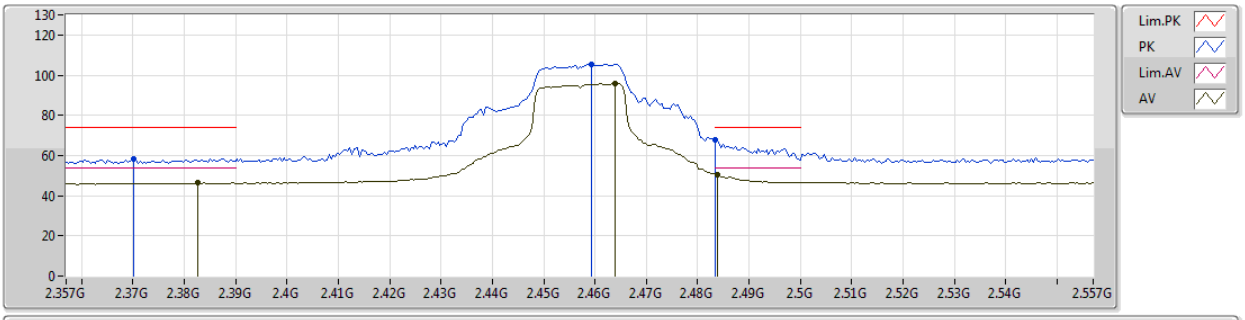

EUT Y_1TX
Setting 76
01-J-4
FSU

Type	Freq	Level	Limit	Margin	Factor	Dist	Condition	Azimuth	Height	Comments
	(Hz)	(dBuV/m)	(dBuV/m)	(dB)	(dB)	(m)		(°)	(m)	
PK	2.3702G	58.53	74.00	-15.47	30.87	3	Vertical	320	1.43	-
AV	2.3826G	46.33	54.00	-7.67	30.82	3	Vertical	320	1.43	-
PK	2.4594G	105.48	Inf	-Inf	30.65	3	Vertical	320	1.43	-
AV	2.4638G	95.78	Inf	-Inf	30.64	3	Vertical	320	1.43	-
PK	2.4835G	67.87	74.00	-6.13	30.61	3	Vertical	320	1.43	-
AV	2.4838G	50.36	54.00	-3.64	30.61	3	Vertical	320	1.43	-

802.11g_Nss1,(6Mbps)_1TX

2462MHz_TX

13/11/2018

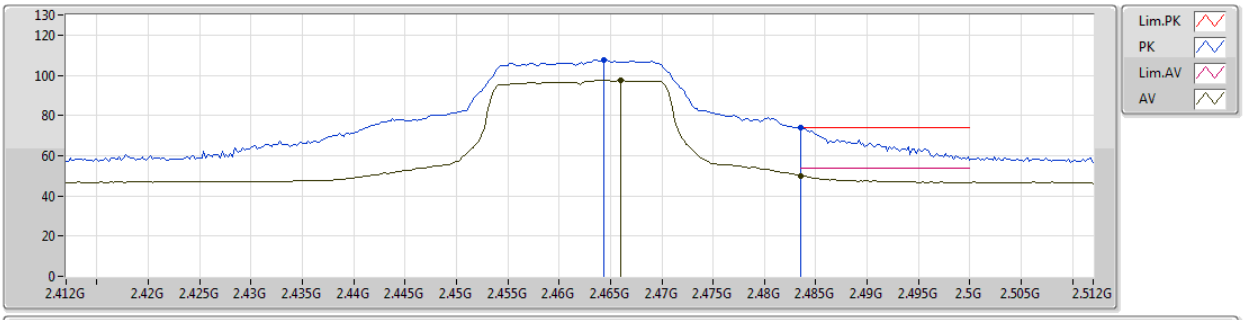

EUT Y_1TX
Setting 67
01-J-4
FSU

Type	Freq	Level	Limit	Margin	Factor	Dist	Condition	Azimuth	Height	Comments
	(Hz)	(dBuV/m)	(dBuV/m)	(dB)	(dB)	(m)		(°)	(m)	
PK	2.4644G	107.76	Inf	-Inf	30.64	3	Horizontal	257	1.01	-
AV	2.466G	97.62	Inf	-Inf	30.64	3	Horizontal	257	1.01	-
PK	2.4835G	73.99	74.00	-0.01	30.61	3	Horizontal	257	1.01	-
AV	2.4835G	50.03	54.00	-3.97	30.61	3	Horizontal	257	1.01	-

802.11g_Nss1,(6Mbps)_1TX

2462MHz_TX

13/11/2018

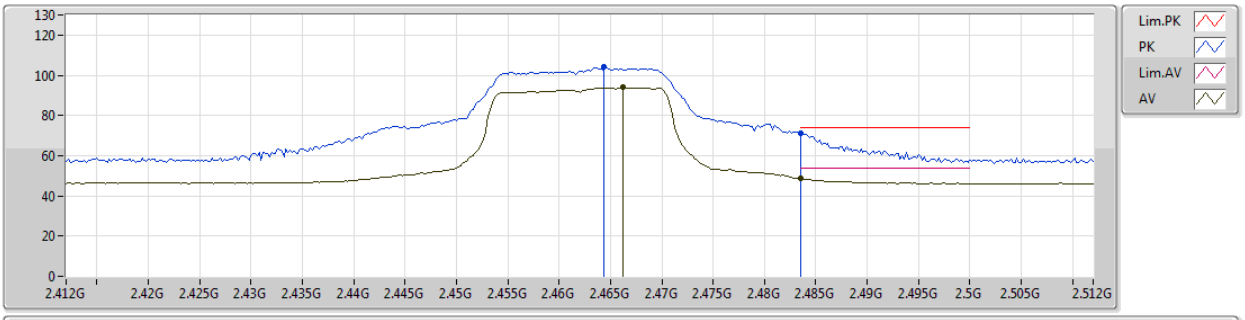

EUT Y_1TX
Setting 67
01-J-4
FSU

Type	Freq	Level	Limit	Margin	Factor	Dist	Condition	Azimuth	Height	Comments
	(Hz)	(dBuV/m)	(dBuV/m)	(dB)	(dB)	(m)		(°)	(m)	
PK	2.4644G	103.96	Inf	-Inf	30.64	3	Vertical	321	1.02	-
AV	2.4662G	93.99	Inf	-Inf	30.64	3	Vertical	321	1.02	-
PK	2.4835G	71.01	74.00	-2.99	30.61	3	Vertical	321	1.02	-
AV	2.4835G	48.68	54.00	-5.32	30.61	3	Vertical	321	1.02	-

Summary

Mode	Result	Type	Freq (Hz)	Level (dBuV/m)	Limit (dBuV/m)	Margin (dB)	Factor (dB)	Dist (m)	Condition	Azimuth (°)	Height (m)	Comments
2.4-2.4835GHz	-	-	-	-	-	-	-	-	-	-	-	-
802.11ax HEW20_Nss1,(MCS0)_1TX	Pass	AV	2.4835G	53.97	54.00	-0.03	32.42	3	Vertical	240	1.55	-

802.11ax HEW20_Nss1,(MCS0)_1TX

2412MHz_TX

26/10/2018

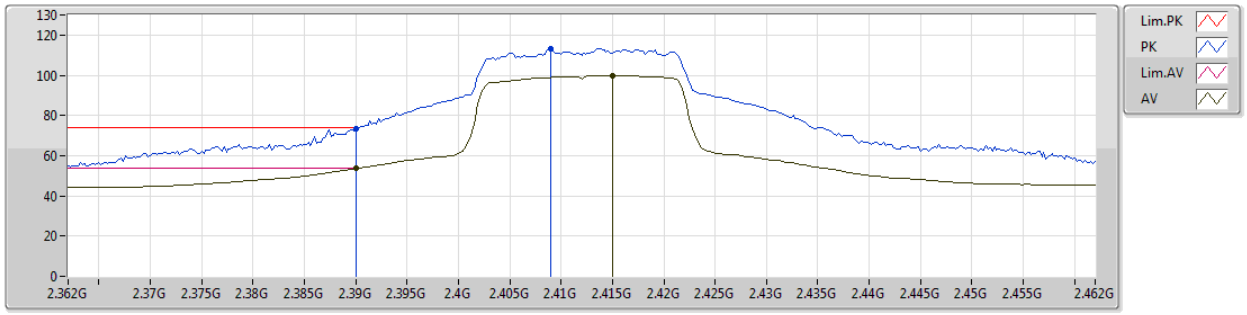

EUT Y_1TX
Setting 69
03-E-4
FSP

Type	Freq	Level	Limit	Margin	Factor	Dist	Condition	Azimuth	Height	Comments
	(Hz)	(dBuV/m)	(dBuV/m)	(dB)	(dB)	(m)		(°)	(m)	
PK	2.39G	73.43	74.00	-0.57	32.13	3	Vertical	206	1.45	-
AV	2.39G	53.59	54.00	-0.41	32.13	3	Vertical	206	1.45	-
PK	2.409G	113.03	Inf	-Inf	32.19	3	Vertical	206	1.45	-
AV	2.415G	99.95	Inf	-Inf	32.20	3	Vertical	206	1.45	-

802.11ax HEW20_Nss1,(MCS0)_1TX

2412MHz_TX

26/10/2018

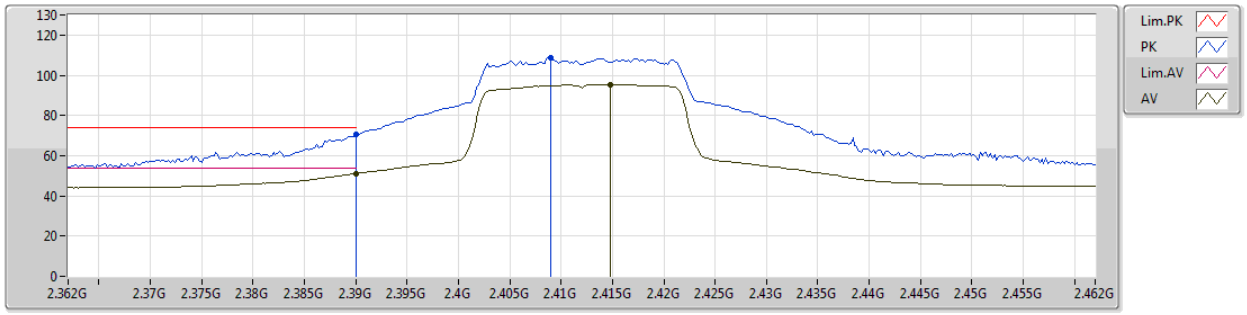

EUT Y_1TX
Setting 69
03-E-4
FSP

Type	Freq	Level	Limit	Margin	Factor	Dist	Condition	Azimuth	Height	Comments
	(Hz)	(dBuV/m)	(dBuV/m)	(dB)	(dB)	(m)		(°)	(m)	
PK	2.39G	70.40	74.00	-3.60	32.13	3	Horizontal	304	1.52	-
AV	2.39G	51.15	54.00	-2.85	32.13	3	Horizontal	304	1.52	-
PK	2.409G	108.78	Inf	-Inf	32.19	3	Horizontal	304	1.52	-
AV	2.4148G	95.41	Inf	-Inf	32.20	3	Horizontal	304	1.52	-

802.11ax HEW20_Nss1,(MCS0)_1TX

2417MHz_TX

26/10/2018

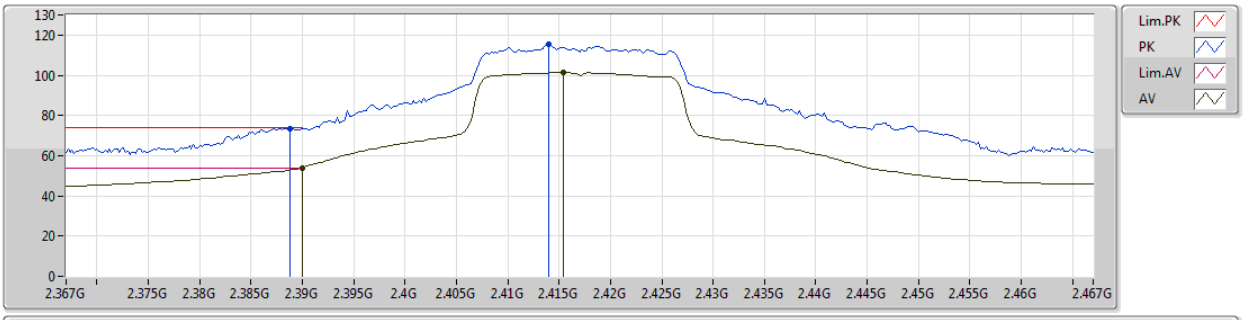

EUT Y_1TX
Setting 75
03-E-4
FSP

Type	Freq	Level	Limit	Margin	Factor	Dist	Condition	Azimuth	Height	Comments
	(Hz)	(dBuV/m)	(dBuV/m)	(dB)	(dB)	(m)		(°)	(m)	
PK	2.3888G	73.35	74.00	-0.65	32.13	3	Vertical	204	1.44	-
AV	2.39G	53.96	54.00	-0.04	32.13	3	Vertical	204	1.44	-
PK	2.414G	115.36	Inf	-Inf	32.20	3	Vertical	204	1.44	-
AV	2.4154G	101.40	Inf	-Inf	32.20	3	Vertical	204	1.44	-

802.11ax HEW20_Nss1,(MCS0)_1TX

2417MHz_TX

26/10/2018

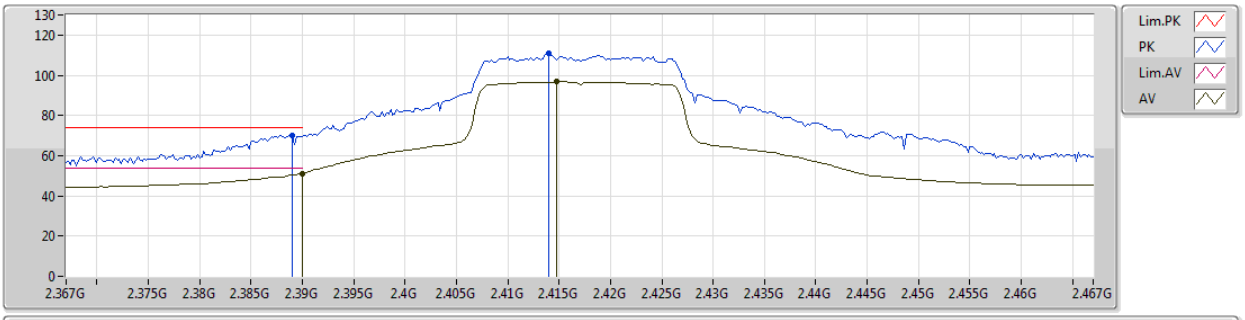

EUT Y_1TX
Setting 75
03-E-4
FSP

Type	Freq	Level	Limit	Margin	Factor	Dist	Condition	Azimuth	Height	Comments
	(Hz)	(dBuV/m)	(dBuV/m)	(dB)	(dB)	(m)		(°)	(m)	
PK	2.389G	70.15	74.00	-3.85	32.13	3	Horizontal	305	1.50	-
AV	2.39G	51.18	54.00	-2.82	32.13	3	Horizontal	305	1.50	-
PK	2.414G	110.69	Inf	-Inf	32.20	3	Horizontal	305	1.50	-
AV	2.4148G	96.73	Inf	-Inf	32.20	3	Horizontal	305	1.50	-

802.11ax HEW20_Nss1,(MCS0)_1TX

2422MHz_TX

26/10/2018

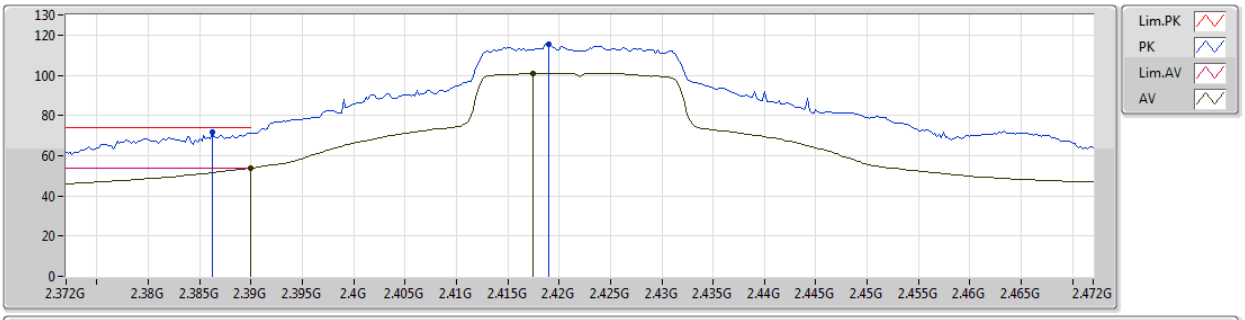

EUT Y_1TX
Setting 78
03-E-4
FSP

Type	Freq	Level	Limit	Margin	Factor	Dist	Condition	Azimuth	Height	Comments
	(Hz)	(dBuV/m)	(dBuV/m)	(dB)	(dB)	(m)		(°)	(m)	
PK	2.3862G	71.54	74.00	-2.46	32.11	3	Vertical	240	1.50	-
AV	2.39G	53.72	54.00	-0.28	32.13	3	Vertical	240	1.50	-
PK	2.419G	115.50	Inf	-Inf	32.22	3	Vertical	240	1.50	-
AV	2.4174G	101.11	Inf	-Inf	32.22	3	Vertical	240	1.50	-

802.11ax HEW20_Nss1,(MCS0)_1TX

2422MHz_TX

26/10/2018

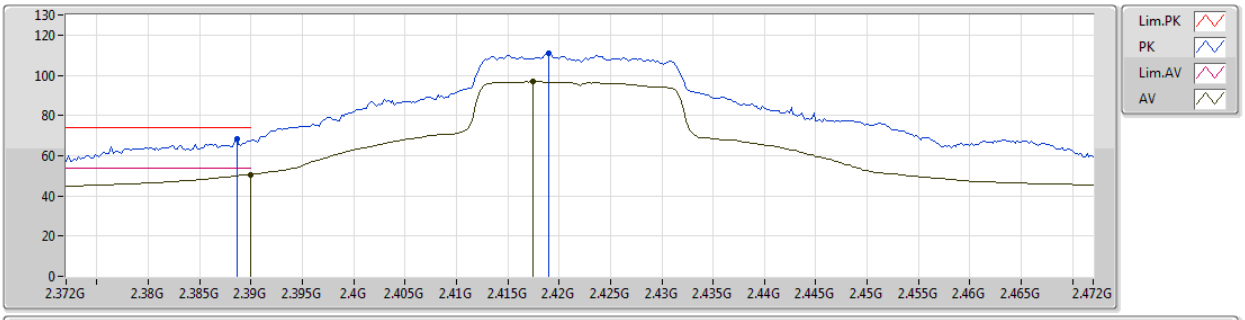

EUT Y_1TX
Setting 78
03-E-4
FSP

Type	Freq	Level	Limit	Margin	Factor	Dist	Condition	Azimuth	Height	Comments
	(Hz)	(dBuV/m)	(dBuV/m)	(dB)	(dB)	(m)		(°)	(m)	
PK	2.3886G	68.23	74.00	-5.77	32.13	3	Horizontal	303	1.53	-
AV	2.39G	50.58	54.00	-3.42	32.13	3	Horizontal	303	1.53	-
PK	2.419G	111.01	Inf	-Inf	32.22	3	Horizontal	303	1.53	-
AV	2.4174G	96.82	Inf	-Inf	32.22	3	Horizontal	303	1.53	-

802.11ax HEW20_Nss1,(MCS0)_1TX

2427MHz_TX

26/10/2018

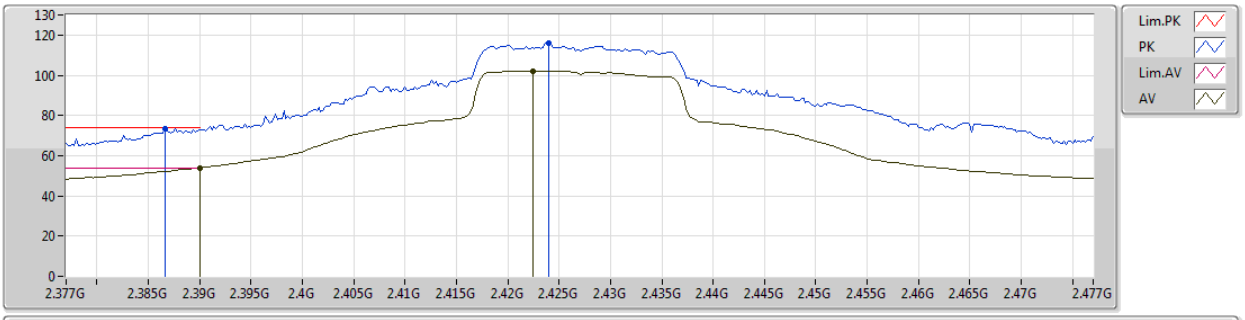

EUT Y_1TX
Setting 82
03-E-4
FSP

Type	Freq	Level	Limit	Margin	Factor	Dist	Condition	Azimuth	Height	Comments
	(Hz)	(dBuV/m)	(dBuV/m)	(dB)	(dB)	(m)		(°)	(m)	
PK	2.3866G	73.65	74.00	-0.35	32.12	3	Vertical	241	1.50	-
AV	2.39G	53.88	54.00	-0.12	32.13	3	Vertical	241	1.50	-
PK	2.424G	116.26	Inf	-Inf	32.23	3	Vertical	241	1.50	-
AV	2.4224G	102.13	Inf	-Inf	32.23	3	Vertical	241	1.50	-

802.11ax HEW20_Nss1,(MCS0)_1TX

2427MHz_TX

26/10/2018

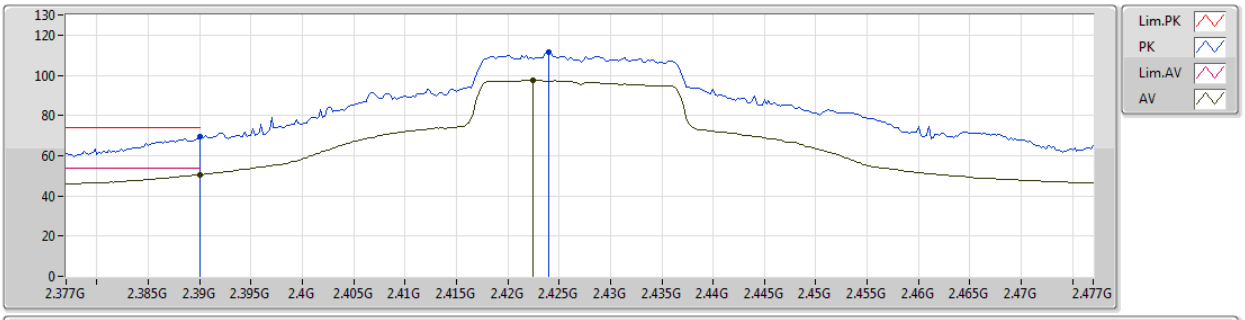

EUT Y_1TX
Setting 82
03-E-4
FSP

Type	Freq	Level	Limit	Margin	Factor	Dist	Condition	Azimuth	Height	Comments
	(Hz)	(dBuV/m)	(dBuV/m)	(dB)	(dB)	(m)		(°)	(m)	
PK	2.39G	69.42	74.00	-4.58	32.13	3	Horizontal	303	1.50	-
AV	2.39G	50.51	54.00	-3.49	32.13	3	Horizontal	303	1.50	-
PK	2.424G	111.36	Inf	-Inf	32.23	3	Horizontal	303	1.50	-
AV	2.4224G	97.36	Inf	-Inf	32.23	3	Horizontal	303	1.50	-

802.11ax HEW20_Nss1,(MCS0)_1TX

2432MHz_TX

26/10/2018

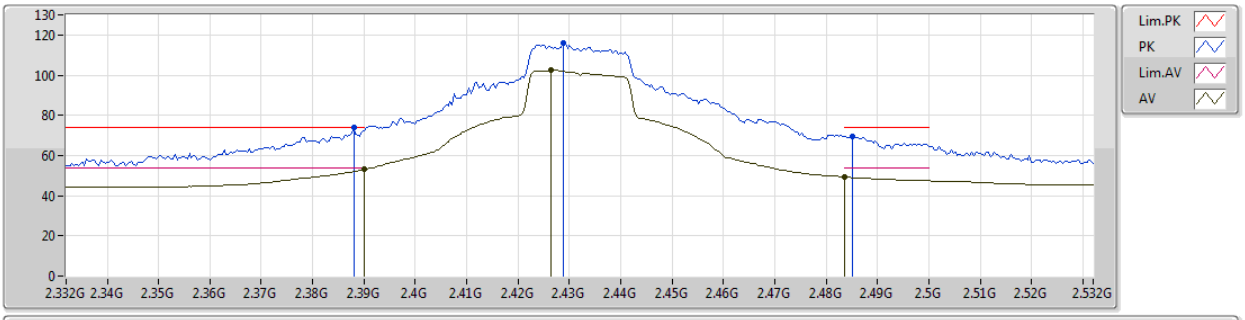

EUT Y_1TX
Setting 83
03-E-4
FSP

Type	Freq	Level	Limit	Margin	Factor	Dist	Condition	Azimuth	Height	Comments
	(Hz)	(dBuV/m)	(dBuV/m)	(dB)	(dB)	(m)		(°)	(m)	
PK	2.388G	73.75	74.00	-0.25	32.13	3	Vertical	239	1.50	-
AV	2.39G	53.02	54.00	-0.98	32.13	3	Vertical	239	1.50	-
PK	2.4288G	115.96	Inf	-Inf	32.25	3	Vertical	239	1.50	-
AV	2.4264G	102.34	Inf	-Inf	32.24	3	Vertical	239	1.50	-
PK	2.4852G	69.42	74.00	-4.58	32.42	3	Vertical	239	1.50	-
AV	2.4835G	49.37	54.00	-4.63	32.42	3	Vertical	239	1.50	-

802.11ax HEW20_Nss1,(MCS0)_1TX

2432MHz_TX

26/10/2018

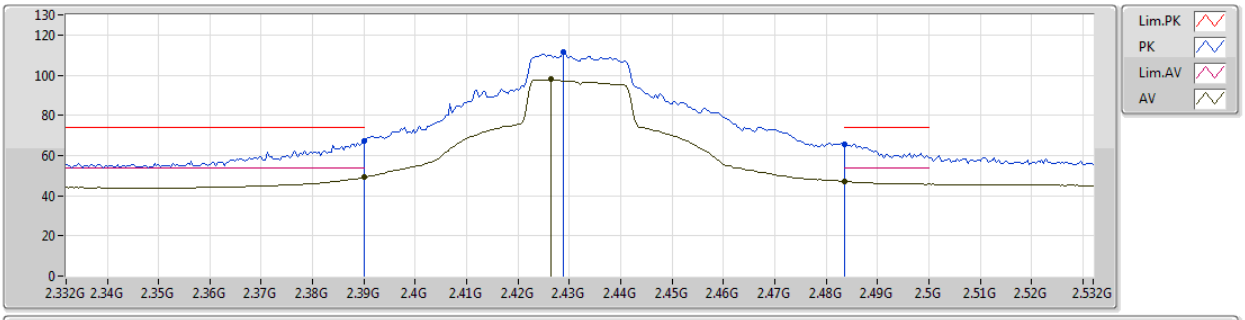

EUT Y_1TX
Setting 83
03-E-4
FSP

Type	Freq	Level	Limit	Margin	Factor	Dist	Condition	Azimuth	Height	Comments
	(Hz)	(dBuV/m)	(dBuV/m)	(dB)	(dB)	(m)		(°)	(m)	
PK	2.39G	67.20	74.00	-6.80	32.13	3	Horizontal	306	1.47	-
AV	2.39G	49.19	54.00	-4.81	32.13	3	Horizontal	306	1.47	-
PK	2.4288G	111.24	Inf	-Inf	32.25	3	Horizontal	306	1.47	-
AV	2.4264G	97.83	Inf	-Inf	32.24	3	Horizontal	306	1.47	-
PK	2.4835G	65.77	74.00	-8.23	32.42	3	Horizontal	306	1.47	-
AV	2.4835G	47.05	54.00	-6.95	32.42	3	Horizontal	306	1.47	-

802.11ax HEW20_Nss1,(MCS0)_1TX

2437MHz_TX

26/10/2018

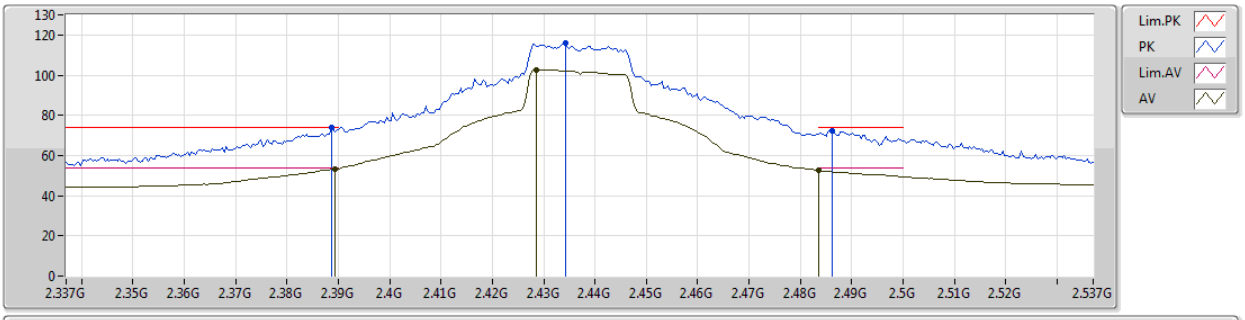

EUT Y_1TX
Setting 84
03-E-4
FSP

Type	Freq	Level	Limit	Margin	Factor	Dist	Condition	Azimuth	Height	Comments
	(Hz)	(dBuV/m)	(dBuV/m)	(dB)	(dB)	(m)		(°)	(m)	
PK	2.3886G	73.84	74.00	-0.16	32.13	3	Vertical	242	1.54	-
AV	2.3894G	53.44	54.00	-0.56	32.13	3	Vertical	242	1.54	-
PK	2.4342G	116.15	Inf	-Inf	32.26	3	Vertical	242	1.54	-
AV	2.4286G	102.62	Inf	-Inf	32.25	3	Vertical	242	1.54	-
PK	2.4862G	72.38	74.00	-1.62	32.42	3	Vertical	242	1.54	-
AV	2.4835G	52.50	54.00	-1.50	32.42	3	Vertical	242	1.54	-

802.11ax HEW20_Nss1,(MCS0)_1TX

2437MHz_TX

26/10/2018

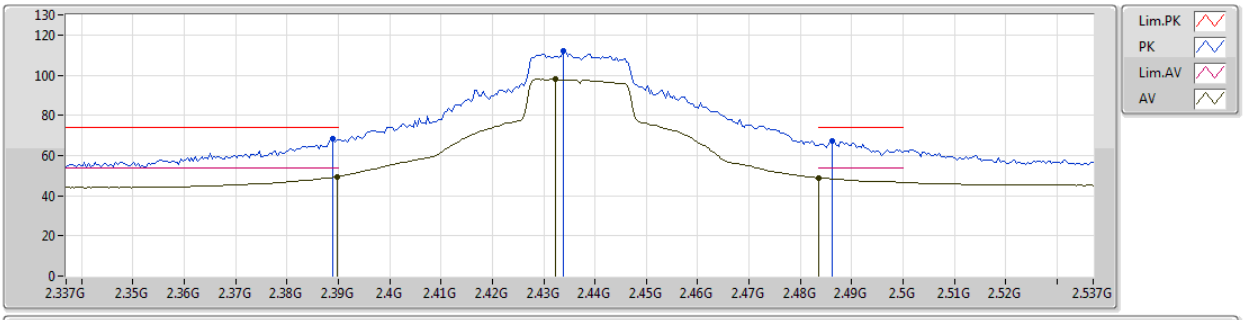

EUT Y_1TX
Setting 84
03-E-4
FSP

Type	Freq	Level	Limit	Margin	Factor	Dist	Condition	Azimuth	Height	Comments
	(Hz)	(dBuV/m)	(dBuV/m)	(dB)	(dB)	(m)		(°)	(m)	
PK	2.389G	68.29	74.00	-5.71	32.13	3	Horizontal	326	1.71	-
AV	2.3898G	49.41	54.00	-4.59	32.13	3	Horizontal	326	1.71	-
PK	2.4338G	111.81	Inf	-Inf	32.26	3	Horizontal	326	1.71	-
AV	2.4322G	97.93	Inf	-Inf	32.26	3	Horizontal	326	1.71	-
PK	2.4862G	67.11	74.00	-6.89	32.42	3	Horizontal	326	1.71	-
AV	2.4835G	48.88	54.00	-5.12	32.42	3	Horizontal	326	1.71	-

802.11ax HEW20_Nss1,(MCS0)_1TX

2442MHz_TX

26/10/2018

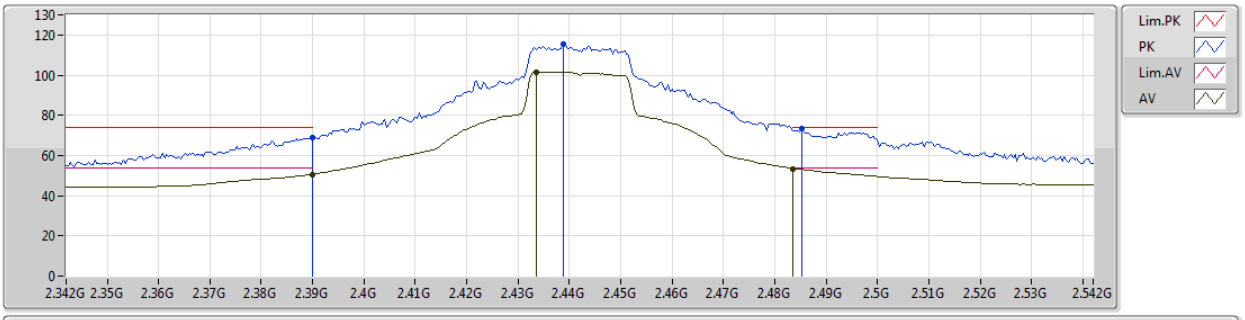

EUT Y_1TX
Setting 82
03-E-4
FSP

Type	Freq	Level	Limit	Margin	Factor	Dist	Condition	Azimuth	Height	Comments
	(Hz)	(dBuV/m)	(dBuV/m)	(dB)	(dB)	(m)		(°)	(m)	
PK	2.39G	68.95	74.00	-5.05	32.13	3	Vertical	242	1.54	-
AV	2.39G	50.67	54.00	-3.33	32.13	3	Vertical	242	1.54	-
PK	2.4388G	115.56	Inf	-Inf	32.27	3	Vertical	242	1.54	-
AV	2.4336G	101.67	Inf	-Inf	32.26	3	Vertical	242	1.54	-
PK	2.4852G	73.49	74.00	-0.51	32.42	3	Vertical	242	1.54	-
AV	2.4835G	53.45	54.00	-0.55	32.42	3	Vertical	242	1.54	-

802.11ax HEW20_Nss1,(MCS0)_1TX

2442MHz_TX

26/10/2018

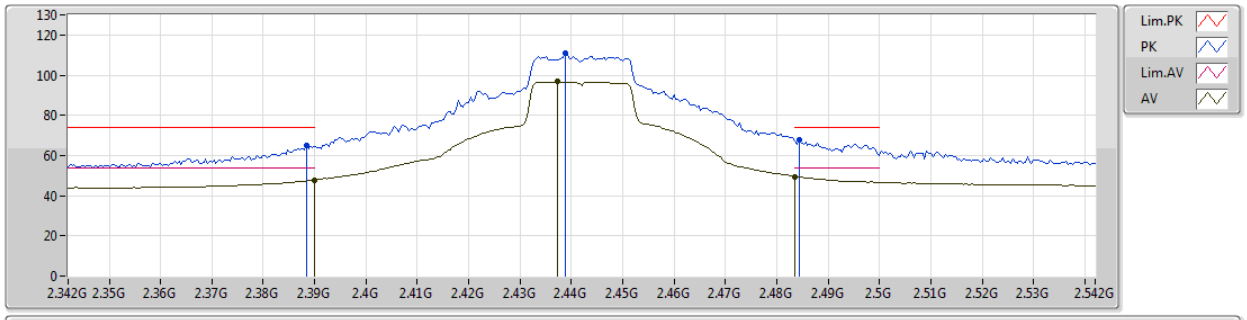

EUT Y_1TX
Setting 82
03-E-4
FSP

Type	Freq	Level	Limit	Margin	Factor	Dist	Condition	Azimuth	Height	Comments
	(Hz)	(dBuV/m)	(dBuV/m)	(dB)	(dB)	(m)		(°)	(m)	
PK	2.3884G	64.76	74.00	-9.24	32.13	3	Horizontal	302	1.50	-
AV	2.39G	47.71	54.00	-6.29	32.13	3	Horizontal	302	1.50	-
PK	2.4388G	110.68	Inf	-Inf	32.27	3	Horizontal	302	1.50	-
AV	2.4372G	96.66	Inf	-Inf	32.27	3	Horizontal	302	1.50	-
PK	2.4844G	68.08	74.00	-5.92	32.42	3	Horizontal	302	1.50	-
AV	2.4835G	49.51	54.00	-4.49	32.42	3	Horizontal	302	1.50	-

802.11ax HEW20_Nss1,(MCS0)_1TX

2447MHz_TX

26/10/2018

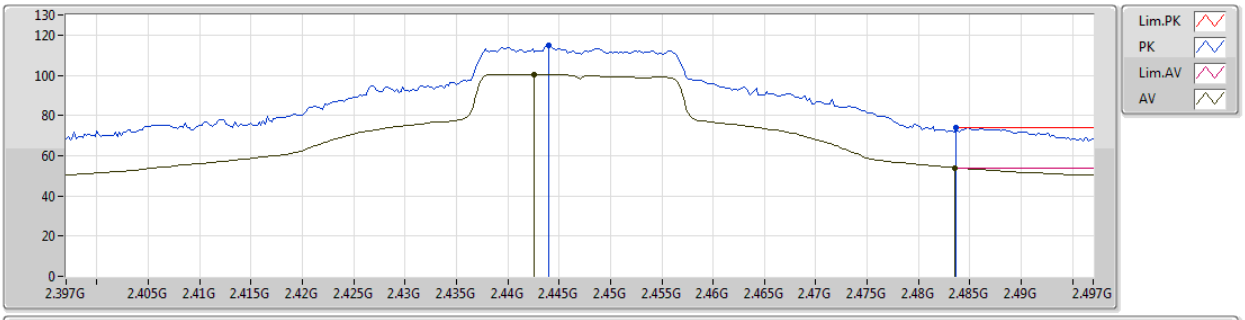

EUT Y_1TX
Setting 80
03-E-4
FSP

Type	Freq	Level	Limit	Margin	Factor	Dist	Condition	Azimuth	Height	Comments
	(Hz)	(dBuV/m)	(dBuV/m)	(dB)	(dB)	(m)		(°)	(m)	
PK	2.444G	114.77	Inf	-Inf	32.29	3	Vertical	240	1.55	-
AV	2.4426G	100.43	Inf	-Inf	32.29	3	Vertical	240	1.55	-
PK	2.4836G	73.92	74.00	-0.08	32.42	3	Vertical	240	1.55	-
AV	2.4835G	53.97	54.00	-0.03	32.42	3	Vertical	240	1.55	-

802.11ax HEW20_Nss1,(MCS0)_1TX

2447MHz_TX

26/10/2018

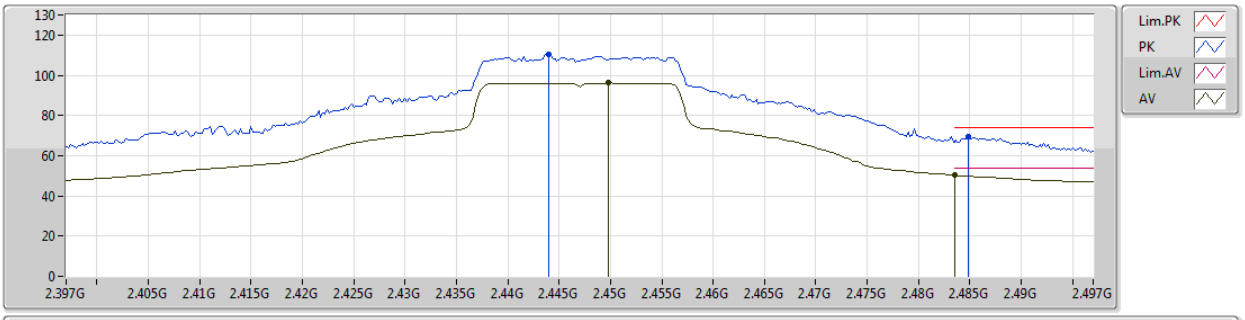

EUT Y_1TX
Setting 80
03-E-4
FSP

Type	Freq	Level	Limit	Margin	Factor	Dist	Condition	Azimuth	Height	Comments
	(Hz)	(dBuV/m)	(dBuV/m)	(dB)	(dB)	(m)		(°)	(m)	
PK	2.444G	110.28	Inf	-Inf	32.29	3	Horizontal	303	1.51	-
AV	2.4498G	96.11	Inf	-Inf	32.30	3	Horizontal	303	1.51	-
PK	2.4848G	69.24	74.00	-4.76	32.42	3	Horizontal	303	1.51	-
AV	2.4835G	50.23	54.00	-3.77	32.42	3	Horizontal	303	1.51	-

802.11ax HEW20_Nss1,(MCS0)_1TX

2452MHz_TX

26/10/2018

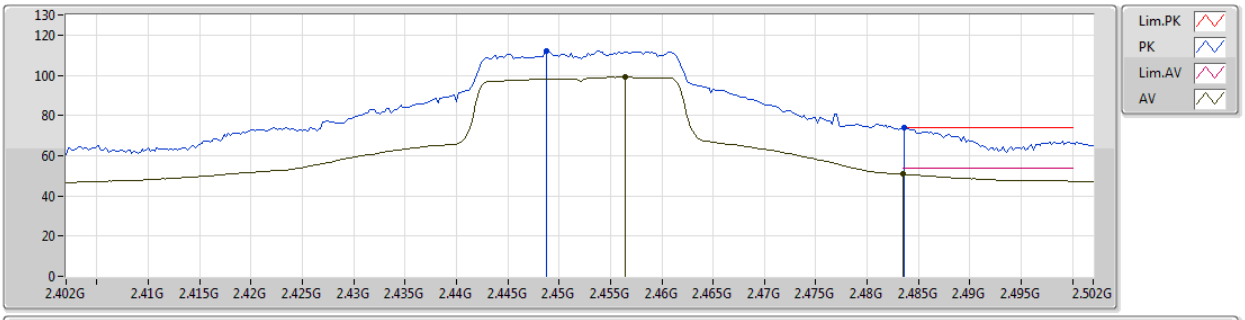

EUT Y_1TX
Setting 71
03-E-4
FSP

Type	Freq	Level	Limit	Margin	Factor	Dist	Condition	Azimuth	Height	Comments
	(Hz)	(dBuV/m)	(dBuV/m)	(dB)	(dB)	(m)		(°)	(m)	
PK	2.4488G	111.99	Inf	-Inf	32.30	3	Vertical	210	2.61	-
AV	2.4564G	99.04	Inf	-Inf	32.33	3	Vertical	210	2.61	-
PK	2.4836G	73.74	74.00	-0.26	32.42	3	Vertical	210	2.61	-
AV	2.4835G	50.80	54.00	-3.20	32.42	3	Vertical	210	2.61	-

802.11ax HEW20_Nss1,(MCS0)_1TX

2452MHz_TX

26/10/2018

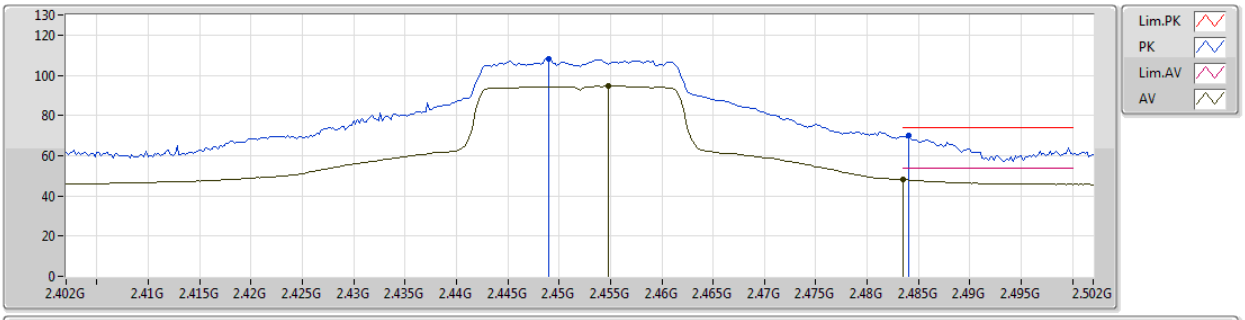

EUT Y_1TX
Setting 71
03-E-4
FSP

Type	Freq	Level	Limit	Margin	Factor	Dist	Condition	Azimuth	Height	Comments
	(Hz)	(dBuV/m)	(dBuV/m)	(dB)	(dB)	(m)		(°)	(m)	
PK	2.449G	108.22	Inf	-Inf	32.30	3	Horizontal	302	1.50	-
AV	2.4548G	94.57	Inf	-Inf	32.33	3	Horizontal	302	1.50	-
PK	2.484G	70.03	74.00	-3.97	32.42	3	Horizontal	302	1.50	-
AV	2.4835G	48.18	54.00	-5.82	32.42	3	Horizontal	302	1.50	-

802.11ax HEW20_Nss1,(MCS0)_1TX

2457MHz_TX

26/10/2018

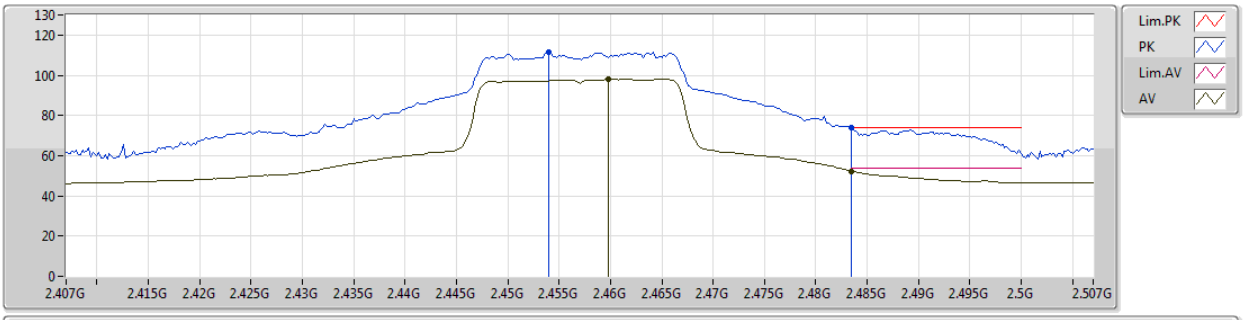

EUT Y_1TX
Setting 68
03-E-4
FSP

Type	Freq	Level	Limit	Margin	Factor	Dist	Condition	Azimuth	Height	Comments
	(Hz)	(dBuV/m)	(dBuV/m)	(dB)	(dB)	(m)		(°)	(m)	
PK	2.454G	111.36	Inf	-Inf	32.32	3	Vertical	241	1.50	-
AV	2.4598G	97.97	Inf	-Inf	32.34	3	Vertical	241	1.50	-
PK	2.4835G	73.72	74.00	-0.28	32.42	3	Vertical	241	1.50	-
AV	2.4835G	52.35	54.00	-1.65	32.42	3	Vertical	241	1.50	-

802.11ax HEW20_Nss1,(MCS0)_1TX

2457MHz_TX

26/10/2018

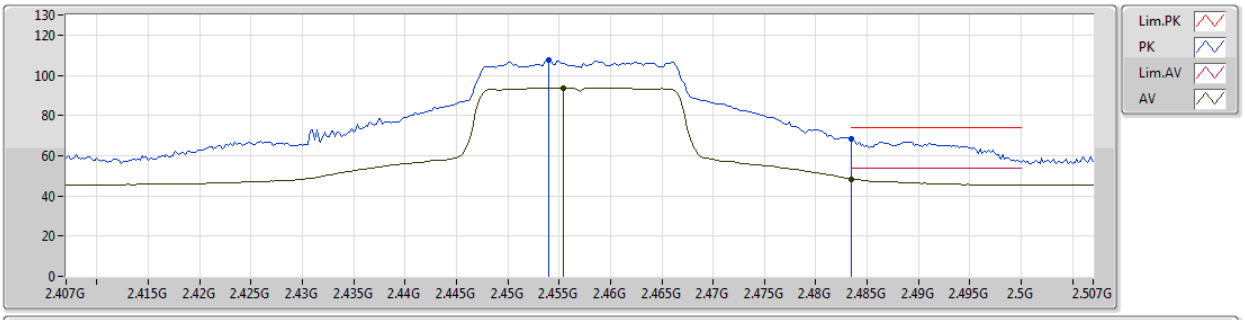

EUT Y_1TX
Setting 68
03-E-4
FSP

Type	Freq	Level	Limit	Margin	Factor	Dist	Condition	Azimuth	Height	Comments
	(Hz)	(dBuV/m)	(dBuV/m)	(dB)	(dB)	(m)		(°)	(m)	
PK	2.454G	107.60	Inf	-Inf	32.32	3	Horizontal	302	1.52	-
AV	2.4554G	93.77	Inf	-Inf	32.33	3	Horizontal	302	1.52	-
PK	2.4835G	68.33	74.00	-5.67	32.42	3	Horizontal	302	1.52	-
AV	2.4835G	48.44	54.00	-5.56	32.42	3	Horizontal	302	1.52	-

802.11ax HEW20_Nss1,(MCS0)_1TX

2462MHz_TX

26/10/2018

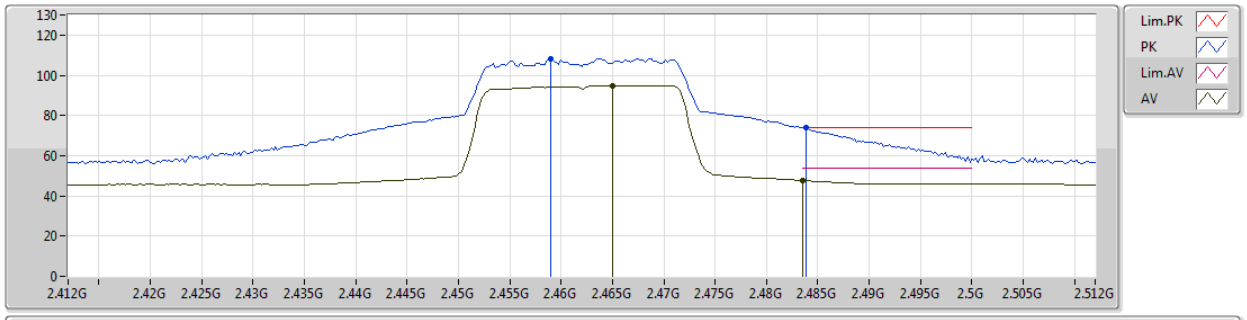

EUT Y_1TX
Setting 54
03-E-4
FSP

Type	Freq	Level	Limit	Margin	Factor	Dist	Condition	Azimuth	Height	Comments
	(Hz)	(dBuV/m)	(dBuV/m)	(dB)	(dB)	(m)		(°)	(m)	
PK	2.459G	108.08	Inf	-Inf	32.33	3	Vertical	243	1.47	-
AV	2.465G	94.88	Inf	-Inf	32.36	3	Vertical	243	1.47	-
PK	2.4838G	73.89	74.00	-0.11	32.42	3	Vertical	243	1.47	-
AV	2.4835G	47.64	54.00	-6.36	32.42	3	Vertical	243	1.47	-

802.11ax HEW20_Nss1,(MCS0)_1TX

2462MHz_TX

26/10/2018

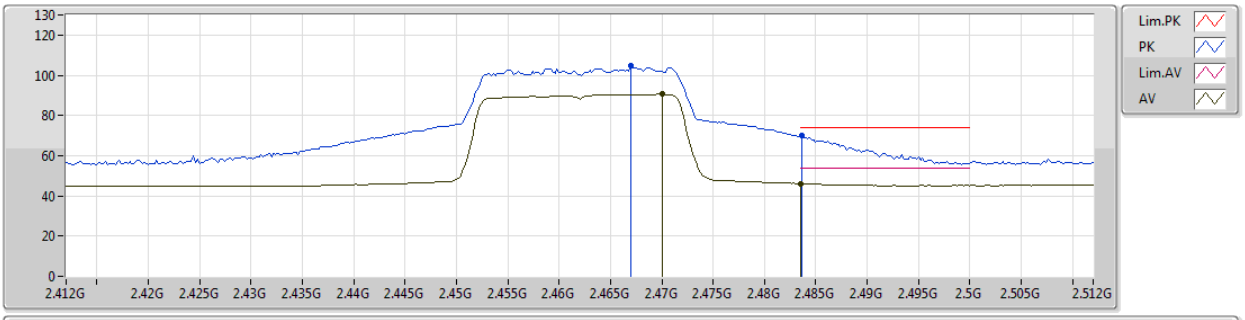

EUT Y_1TX
Setting 54
03-E-4
FSP

Type	Freq	Level	Limit	Margin	Factor	Dist	Condition	Azimuth	Height	Comments
	(Hz)	(dBuV/m)	(dBuV/m)	(dB)	(dB)	(m)		(°)	(m)	
PK	2.467G	104.51	Inf	-Inf	32.36	3	Horizontal	305	1.47	-
AV	2.47G	90.53	Inf	-Inf	32.37	3	Horizontal	305	1.47	-
PK	2.4836G	70.02	74.00	-3.98	32.42	3	Horizontal	305	1.47	-
AV	2.4835G	46.04	54.00	-7.96	32.42	3	Horizontal	305	1.47	-

802.11ax HEW40_Nss1,(MCS0)_1TX

2422MHz_TX

26/10/2018

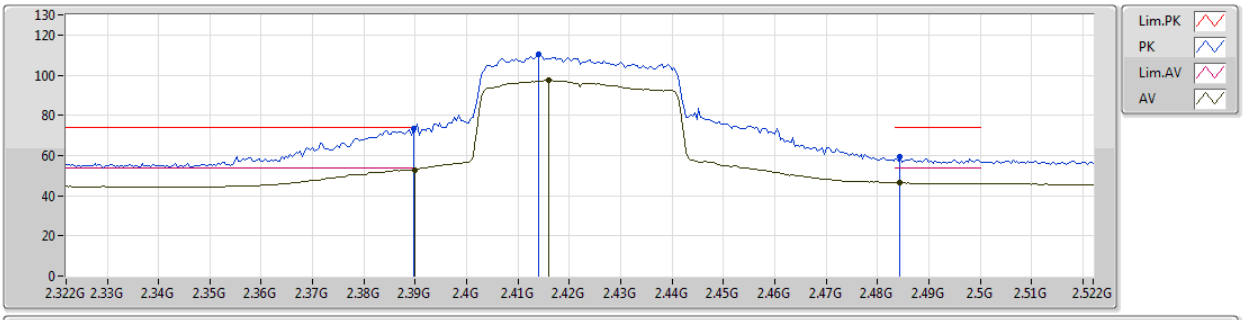

EUT Y_1TX
Setting 65
03-E-4
FSP

Type	Freq	Level	Limit	Margin	Factor	Dist	Condition	Azimuth	Height	Comments
	(Hz)	(dBuV/m)	(dBuV/m)	(dB)	(dB)	(m)		(°)	(m)	
PK	2.3896G	73.39	74.00	-0.61	32.13	3	Vertical	204	1.44	-
AV	2.39G	52.83	54.00	-1.17	32.13	3	Vertical	204	1.44	-
PK	2.414G	110.24	Inf	-Inf	32.20	3	Vertical	204	1.44	-
AV	2.416G	97.38	Inf	-Inf	32.20	3	Vertical	204	1.44	-
PK	2.4844G	59.25	74.00	-14.75	32.42	3	Vertical	204	1.44	-
AV	2.4844G	46.50	54.00	-7.50	32.42	3	Vertical	204	1.44	-

802.11ax HEW40_Nss1,(MCS0)_1TX

2422MHz_TX

26/10/2018

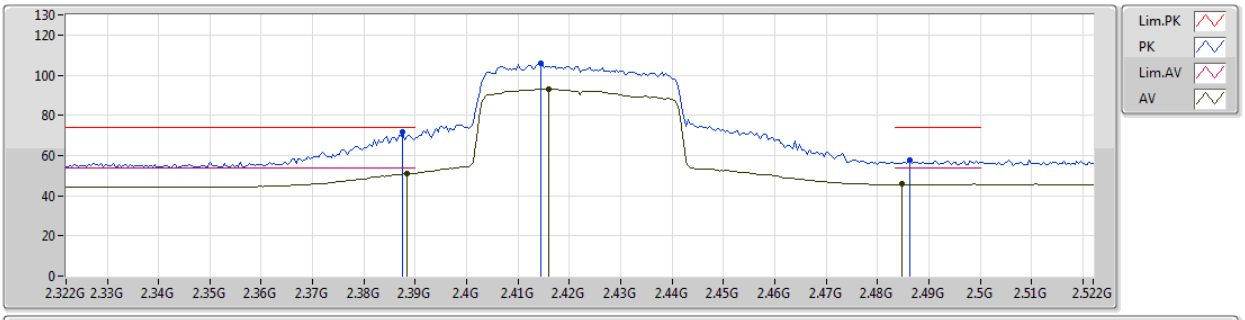

EUT Y_1TX
Setting 65
03-E-4
FSP

Type	Freq	Level	Limit	Margin	Factor	Dist	Condition	Azimuth	Height	Comments
	(Hz)	(dBuV/m)	(dBuV/m)	(dB)	(dB)	(m)		(°)	(m)	
PK	2.3876G	71.58	74.00	-2.42	32.13	3	Horizontal	305	1.53	-
AV	2.3884G	51.09	54.00	-2.91	32.13	3	Horizontal	305	1.53	-
PK	2.4144G	106.00	Inf	-Inf	32.20	3	Horizontal	305	1.53	-
AV	2.416G	93.08	Inf	-Inf	32.20	3	Horizontal	305	1.53	-
PK	2.4864G	57.57	74.00	-16.43	32.42	3	Horizontal	305	1.53	-
AV	2.4848G	45.67	54.00	-8.33	32.42	3	Horizontal	305	1.53	-

802.11ax HEW40_Nss1,(MCS0)_1TX

2427MHz_TX

26/10/2018

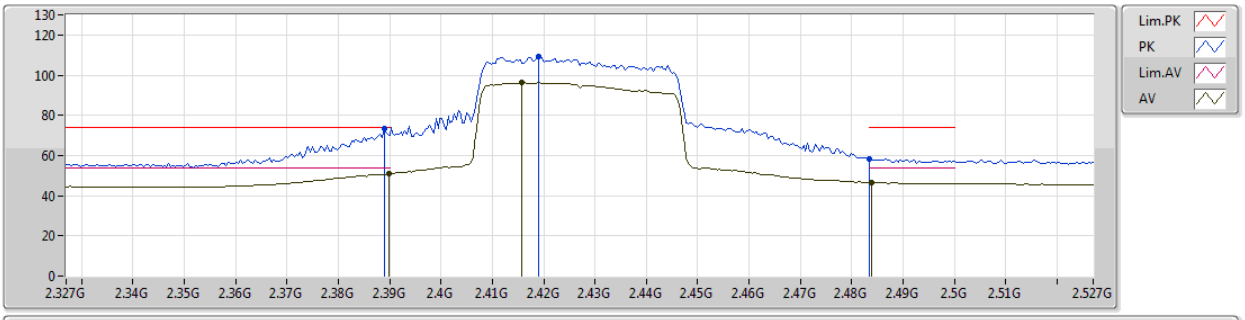

EUT Y_1TX
Setting 64
03-E-4
FSP

Type	Freq	Level	Limit	Margin	Factor	Dist	Condition	Azimuth	Height	Comments
	(Hz)	(dBuV/m)	(dBuV/m)	(dB)	(dB)	(m)		(°)	(m)	
PK	2.389G	73.55	74.00	-0.45	32.13	3	Vertical	204	1.50	-
AV	2.3898G	50.78	54.00	-3.22	32.13	3	Vertical	204	1.50	-
PK	2.419G	109.28	Inf	-Inf	32.22	3	Vertical	204	1.50	-
AV	2.4158G	96.28	Inf	-Inf	32.20	3	Vertical	204	1.50	-
PK	2.4835G	58.15	74.00	-15.85	32.42	3	Vertical	204	1.50	-
AV	2.4838G	46.56	54.00	-7.44	32.42	3	Vertical	204	1.50	-

802.11ax HEW40_Nss1,(MCS0)_1TX

2427MHz_TX

26/10/2018

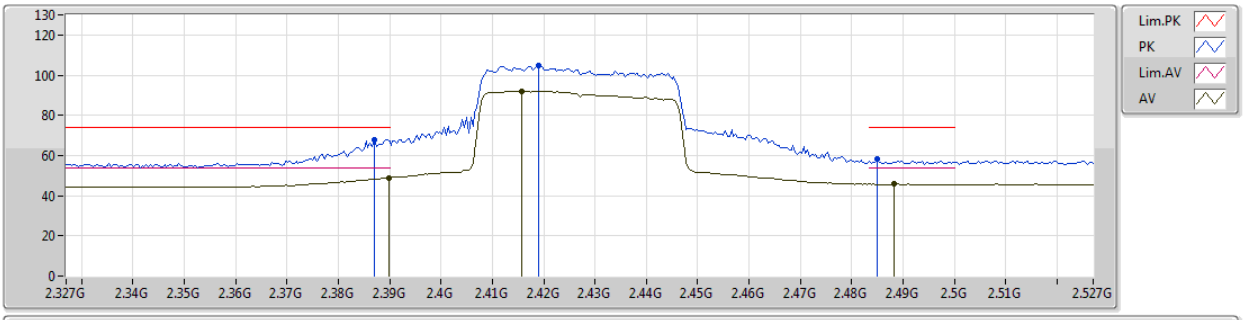

EUT Y_1TX
Setting 64
03-E-4
FSP

Type	Freq	Level	Limit	Margin	Factor	Dist	Condition	Azimuth	Height	Comments
	(Hz)	(dBuV/m)	(dBuV/m)	(dB)	(dB)	(m)		(°)	(m)	
PK	2.387G	67.75	74.00	-6.25	32.12	3	Horizontal	303	1.52	-
AV	2.3898G	48.81	54.00	-5.19	32.13	3	Horizontal	303	1.52	-
PK	2.419G	104.99	Inf	-Inf	32.22	3	Horizontal	303	1.52	-
AV	2.4158G	92.17	Inf	-Inf	32.20	3	Horizontal	303	1.52	-
PK	2.485G	58.07	74.00	-15.93	32.42	3	Horizontal	303	1.52	-
AV	2.4882G	45.78	54.00	-8.22	32.43	3	Horizontal	303	1.52	-

802.11ax HEW40_Nss1,(MCS0)_1TX

2432MHz_TX

26/10/2018

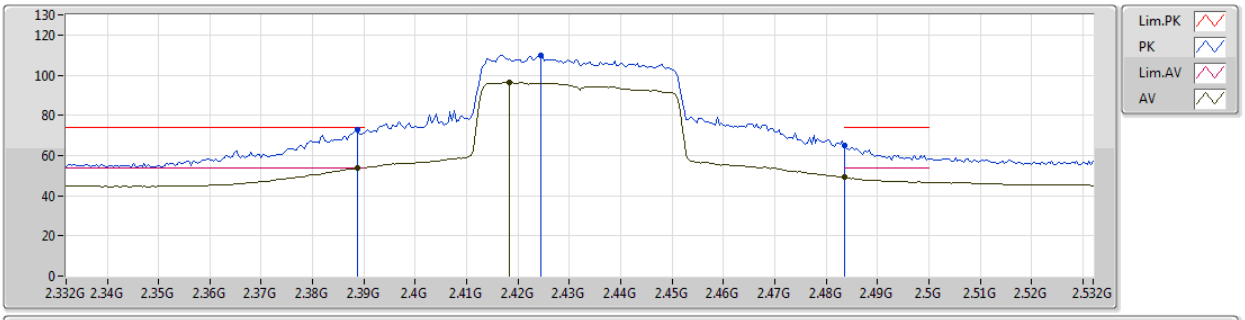

EUT Y_1TX
Setting 65
03-E-4
FSP

Type	Freq	Level	Limit	Margin	Factor	Dist	Condition	Azimuth	Height	Comments
	(Hz)	(dBuV/m)	(dBuV/m)	(dB)	(dB)	(m)		(°)	(m)	
PK	2.3888G	72.67	74.00	-1.33	32.13	3	Vertical	243	1.61	-
AV	2.3888G	53.69	54.00	-0.31	32.13	3	Vertical	243	1.61	-
PK	2.4244G	109.76	Inf	-Inf	32.23	3	Vertical	243	1.61	-
AV	2.4184G	96.37	Inf	-Inf	32.22	3	Vertical	243	1.61	-
PK	2.4835G	64.91	74.00	-9.09	32.42	3	Vertical	243	1.61	-
AV	2.4835G	49.06	54.00	-4.94	32.42	3	Vertical	243	1.61	-

802.11ax HEW40_Nss1,(MCS0)_1TX

2432MHz_TX

26/10/2018

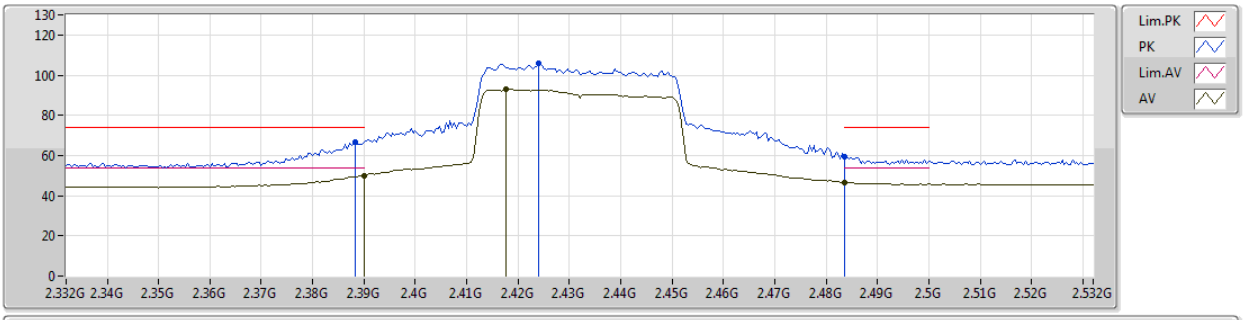

EUT Y_1TX
Setting 65
03-E-4
FSP

Type	Freq	Level	Limit	Margin	Factor	Dist	Condition	Azimuth	Height	Comments
	(Hz)	(dBuV/m)	(dBuV/m)	(dB)	(dB)	(m)		(°)	(m)	
PK	2.3884G	66.87	74.00	-7.13	32.13	3	Horizontal	304	1.50	-
AV	2.39G	50.06	54.00	-3.94	32.13	3	Horizontal	304	1.50	-
PK	2.424G	105.65	Inf	-Inf	32.23	3	Horizontal	304	1.50	-
AV	2.4176G	92.83	Inf	-Inf	32.22	3	Horizontal	304	1.50	-
PK	2.4835G	59.29	74.00	-14.71	32.42	3	Horizontal	304	1.50	-
AV	2.4835G	46.71	54.00	-7.29	32.42	3	Horizontal	304	1.50	-

802.11ax HEW40_Nss1,(MCS0)_1TX

2437MHz_TX

26/10/2018

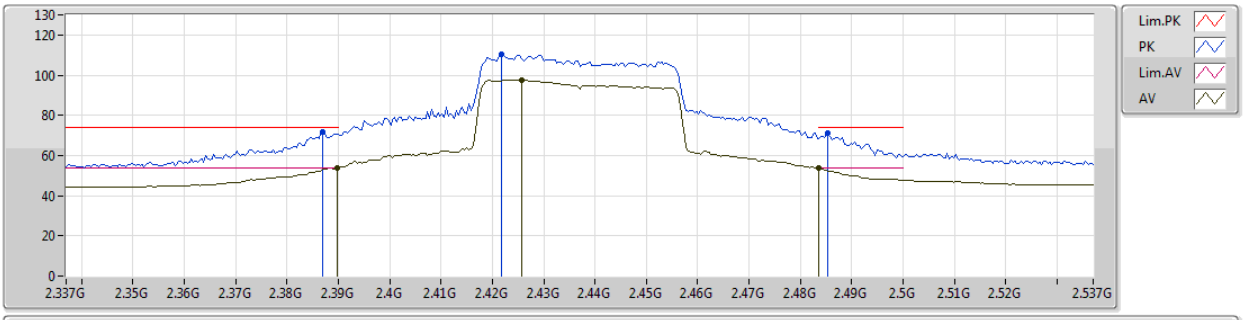

EUT Y_1TX
Setting 68
03-E-4
FSP

Type	Freq	Level	Limit	Margin	Factor	Dist	Condition	Azimuth	Height	Comments
	(Hz)	(dBuV/m)	(dBuV/m)	(dB)	(dB)	(m)		(°)	(m)	
PK	2.387G	71.47	74.00	-2.53	32.12	3	Vertical	240	1.50	-
AV	2.3898G	53.91	54.00	-0.09	32.13	3	Vertical	240	1.50	-
PK	2.4218G	110.26	Inf	-Inf	32.23	3	Vertical	240	1.50	-
AV	2.4258G	97.63	Inf	-Inf	32.23	3	Vertical	240	1.50	-
PK	2.4854G	71.22	74.00	-2.78	32.42	3	Vertical	240	1.50	-
AV	2.4835G	53.85	54.00	-0.15	32.42	3	Vertical	240	1.50	-

802.11ax HEW40_Nss1,(MCS0)_1TX

2437MHz_TX

26/10/2018

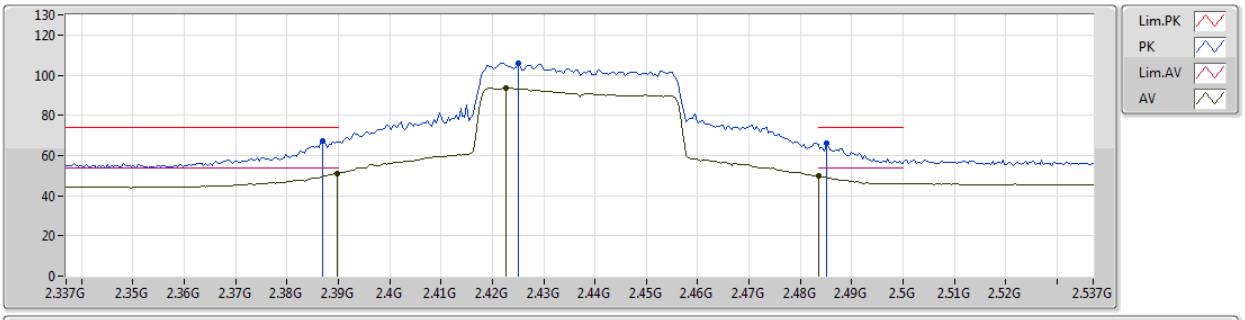

EUT Y_1TX
Setting 68
03-E-4
FSP

Type	Freq	Level	Limit	Margin	Factor	Dist	Condition	Azimuth	Height	Comments
	(Hz)	(dBuV/m)	(dBuV/m)	(dB)	(dB)	(m)		(°)	(m)	
PK	2.387G	67.11	74.00	-6.89	32.12	3	Horizontal	306	1.51	-
AV	2.3898G	51.13	54.00	-2.87	32.13	3	Horizontal	306	1.51	-
PK	2.425G	106.13	Inf	-Inf	32.23	3	Horizontal	306	1.51	-
AV	2.4226G	93.49	Inf	-Inf	32.23	3	Horizontal	306	1.51	-
PK	2.485G	66.37	74.00	-7.63	32.42	3	Horizontal	306	1.51	-
AV	2.4835G	49.64	54.00	-4.36	32.42	3	Horizontal	306	1.51	-

802.11ax HEW40_Nss1,(MCS0)_1TX

2442MHz_TX

26/10/2018

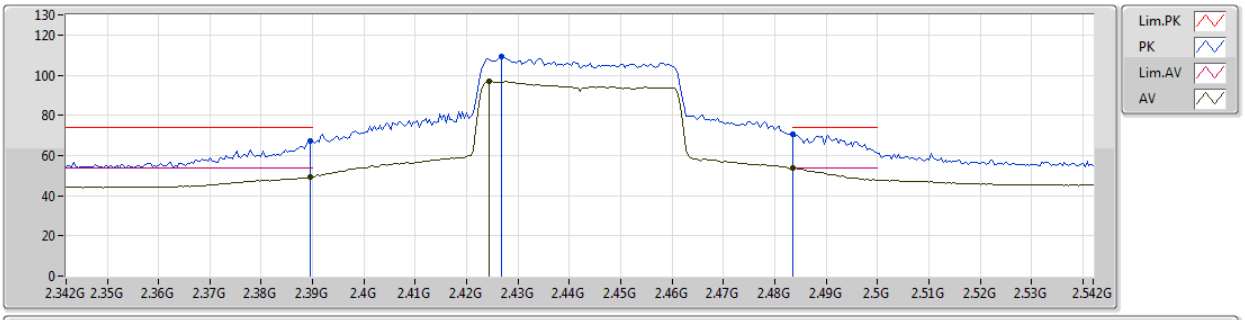

EUT Y_1TX
Setting 65
03-E-4
FSP

Type	Freq	Level	Limit	Margin	Factor	Dist	Condition	Azimuth	Height	Comments
	(Hz)	(dBuV/m)	(dBuV/m)	(dB)	(dB)	(m)		(°)	(m)	
PK	2.3896G	67.26	74.00	-6.74	32.13	3	Vertical	240	1.50	-
AV	2.3896G	49.59	54.00	-4.41	32.13	3	Vertical	240	1.50	-
PK	2.4268G	109.48	Inf	-Inf	32.24	3	Vertical	240	1.50	-
AV	2.4244G	96.73	Inf	-Inf	32.23	3	Vertical	240	1.50	-
PK	2.4835G	70.34	74.00	-3.66	32.42	3	Vertical	240	1.50	-
AV	2.4835G	53.83	54.00	-0.17	32.42	3	Vertical	240	1.50	-

802.11ax HEW40_Nss1,(MCS0)_1TX

2442MHz_TX

26/10/2018

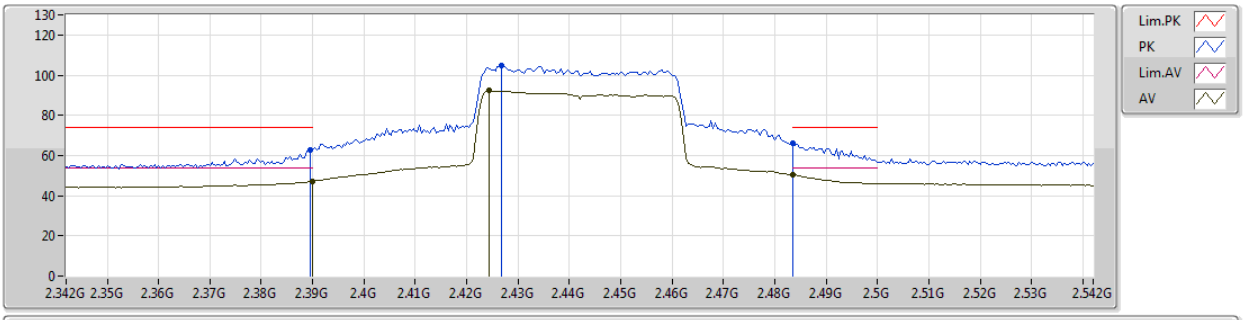

EUT Y_1TX
Setting 65
03-E-4
FSP

Type	Freq	Level	Limit	Margin	Factor	Dist	Condition	Azimuth	Height	Comments
	(Hz)	(dBuV/m)	(dBuV/m)	(dB)	(dB)	(m)		(°)	(m)	
PK	2.3896G	62.97	74.00	-11.03	32.13	3	Horizontal	304	1.47	-
AV	2.39G	47.03	54.00	-6.97	32.13	3	Horizontal	304	1.47	-
PK	2.4268G	104.91	Inf	-Inf	32.24	3	Horizontal	304	1.47	-
AV	2.4244G	92.29	Inf	-Inf	32.23	3	Horizontal	304	1.47	-
PK	2.4835G	66.12	74.00	-7.88	32.42	3	Horizontal	304	1.47	-
AV	2.4835G	50.28	54.00	-3.72	32.42	3	Horizontal	304	1.47	-

802.11ax HEW40_Nss1,(MCS0)_1TX

2447MHz_TX

26/10/2018

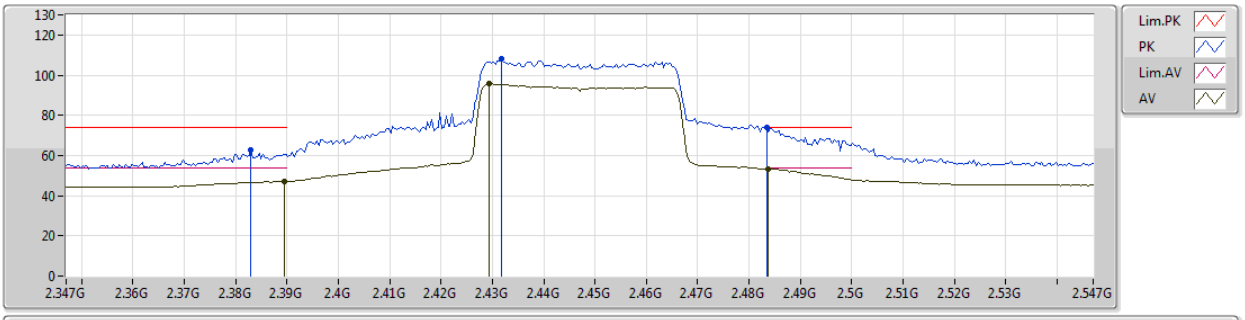

EUT Y_1TX
Setting 63
03-E-4
FSP

Type	Freq	Level	Limit	Margin	Factor	Dist	Condition	Azimuth	Height	Comments
	(Hz)	(dBuV/m)	(dBuV/m)	(dB)	(dB)	(m)		(°)	(m)	
PK	2.383G	62.67	74.00	-11.33	32.11	3	Vertical	240	1.52	-
AV	2.3894G	47.13	54.00	-6.87	32.13	3	Vertical	240	1.52	-
PK	2.4318G	108.04	Inf	-Inf	32.26	3	Vertical	240	1.52	-
AV	2.4294G	95.59	Inf	-Inf	32.25	3	Vertical	240	1.52	-
PK	2.4835G	73.82	74.00	-0.18	32.42	3	Vertical	240	1.52	-
AV	2.4838G	53.49	54.00	-0.51	32.42	3	Vertical	240	1.52	-

802.11ax HEW40_Nss1,(MCS0)_1TX

2447MHz_TX

26/10/2018

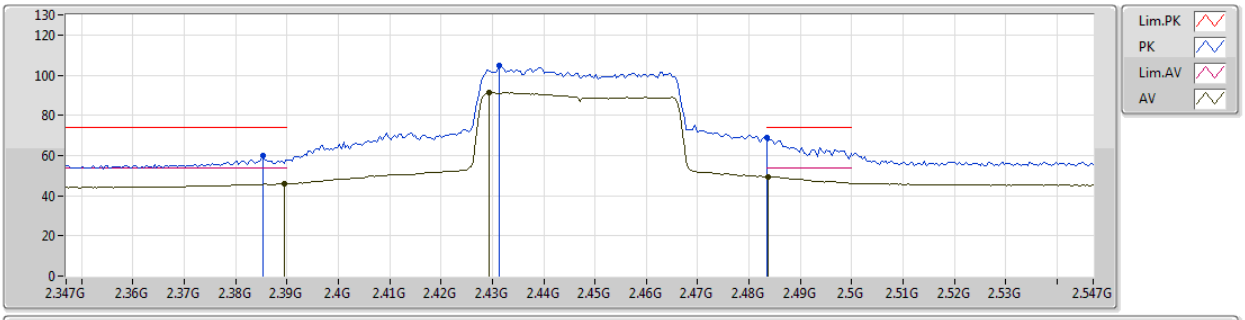

EUT Y_1TX
Setting 63
03-E-4
FSP

Type	Freq	Level	Limit	Margin	Factor	Dist	Condition	Azimuth	Height	Comments
	(Hz)	(dBuV/m)	(dBuV/m)	(dB)	(dB)	(m)		(°)	(m)	
PK	2.3854G	60.07	74.00	-13.93	32.11	3	Horizontal	328	1.55	-
AV	2.3894G	46.01	54.00	-7.99	32.13	3	Horizontal	328	1.55	-
PK	2.4314G	104.58	Inf	-Inf	32.26	3	Horizontal	328	1.55	-
AV	2.4294G	91.30	Inf	-Inf	32.25	3	Horizontal	328	1.55	-
PK	2.4835G	68.76	74.00	-5.24	32.42	3	Horizontal	328	1.55	-
AV	2.4838G	49.41	54.00	-4.59	32.42	3	Horizontal	328	1.55	-

802.11ax HEW40_Nss1,(MCS0)_1TX

2452MHz_TX

26/10/2018

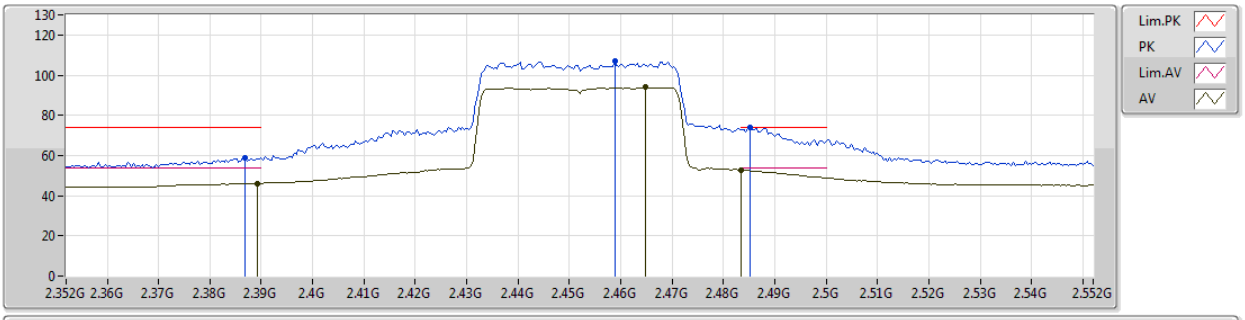

EUT Y_1TX
Setting 60
03-E-4
FSP

Type	Freq	Level	Limit	Margin	Factor	Dist	Condition	Azimuth	Height	Comments
	(Hz)	(dBuV/m)	(dBuV/m)	(dB)	(dB)	(m)		(°)	(m)	
PK	2.3868G	58.84	74.00	-15.16	32.12	3	Vertical	243	1.50	-
AV	2.3892G	46.10	54.00	-7.90	32.13	3	Vertical	243	1.50	-
PK	2.4588G	106.99	Inf	-Inf	32.33	3	Vertical	243	1.50	-
AV	2.4648G	94.08	Inf	-Inf	32.36	3	Vertical	243	1.50	-
PK	2.4852G	73.82	74.00	-0.18	32.42	3	Vertical	243	1.50	-
AV	2.4835G	52.82	54.00	-1.18	32.42	3	Vertical	243	1.50	-

802.11ax HEW40_Nss1,(MCS0)_1TX

2452MHz_TX

26/10/2018

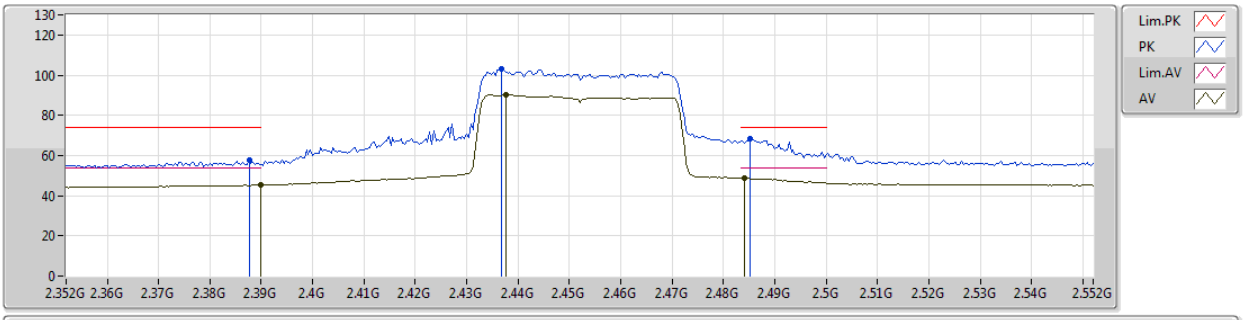

EUT Y_1TX
Setting 60
03-E-4
FSP

Type	Freq	Level	Limit	Margin	Factor	Dist	Condition	Azimuth	Height	Comments
	(Hz)	(dBuV/m)	(dBuV/m)	(dB)	(dB)	(m)		(°)	(m)	
PK	2.3876G	57.52	74.00	-16.48	32.13	3	Horizontal	325	1.74	-
AV	2.39G	45.31	54.00	-8.69	32.13	3	Horizontal	325	1.74	-
PK	2.4368G	102.92	Inf	-Inf	32.27	3	Horizontal	325	1.74	-
AV	2.4376G	90.23	Inf	-Inf	32.27	3	Horizontal	325	1.74	-
PK	2.4852G	68.18	74.00	-5.82	32.42	3	Horizontal	325	1.74	-
AV	2.484G	48.70	54.00	-5.30	32.42	3	Horizontal	325	1.74	-

Summary

Mode	Result	Type	Freq (Hz)	Level (dBuV/m)	Limit (dBuV/m)	Margin (dB)	Factor (dB)	Dist (m)	Condition	Azimuth (°)	Height (m)	Comments
2.4-2.4835GHz	-	-	-	-	-	-	-	-	-	-	-	-
802.11ax HEW20_Nss2,(MCS0)_2TX	Pass	AV	2.3898G	53.98	54.00	-0.02	32.13	3	Vertical	225	2.45	-

802.11ax HEW20_Nss2,(MCS0)_2TX

2412MHz_TX

28/10/2018

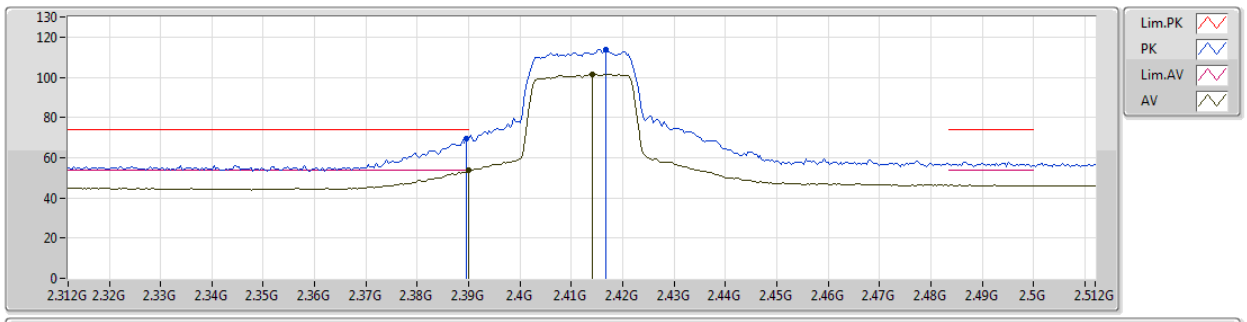

EUT Z_2TX
Setting 66
03-P-2
FSP(100304)

Type	Freq	Level	Limit	Margin	Factor	Dist	Condition	Azimuth	Height	Comments
	(Hz)	(dBuV/m)	(dBuV/m)	(dB)	(dB)	(m)		(°)	(m)	
PK	2.3896G	69.73	74.00	-4.27	32.13	3	Vertical	224	2.62	-
AV	2.39G	53.77	54.00	-0.23	32.13	3	Vertical	224	2.62	-
PK	2.4168G	113.91	Inf	-Inf	32.22	3	Vertical	224	2.62	-
AV	2.414G	101.45	Inf	-Inf	32.20	3	Vertical	224	2.62	-

802.11ax HEW20_Nss2,(MCS0)_2TX

2412MHz_TX

28/10/2018

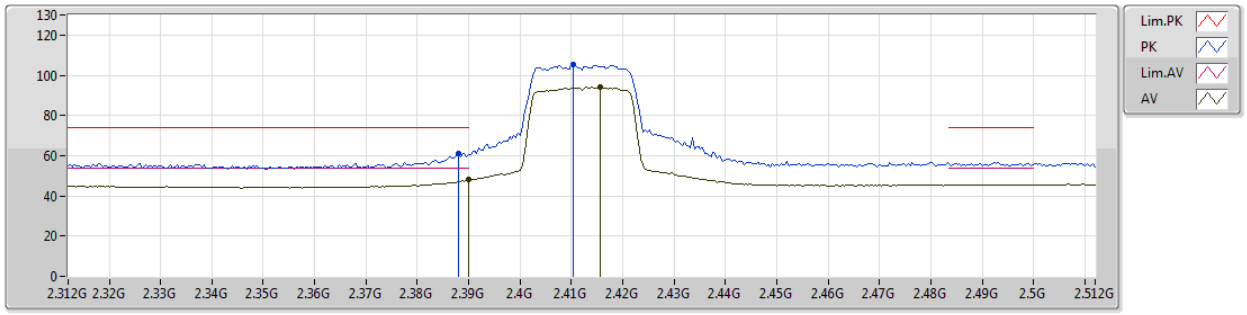

EUT Z_2TX
Setting 66
03-P-2
FSP(100304)

Type	Freq	Level	Limit	Margin	Factor	Dist	Condition	Azimuth	Height	Comments
	(Hz)	(dBuV/m)	(dBuV/m)	(dB)	(dB)	(m)		(°)	(m)	
PK	2.388G	61.31	74.00	-12.69	32.13	3	Horizontal	303	1.50	-
AV	2.39G	48.23	54.00	-5.77	32.13	3	Horizontal	303	1.50	-
PK	2.4104G	105.38	Inf	-Inf	32.19	3	Horizontal	303	1.50	-
AV	2.4156G	94.07	Inf	-Inf	32.20	3	Horizontal	303	1.50	-