Maximum conducted output power:

Channel 138 (U-NII-2C)

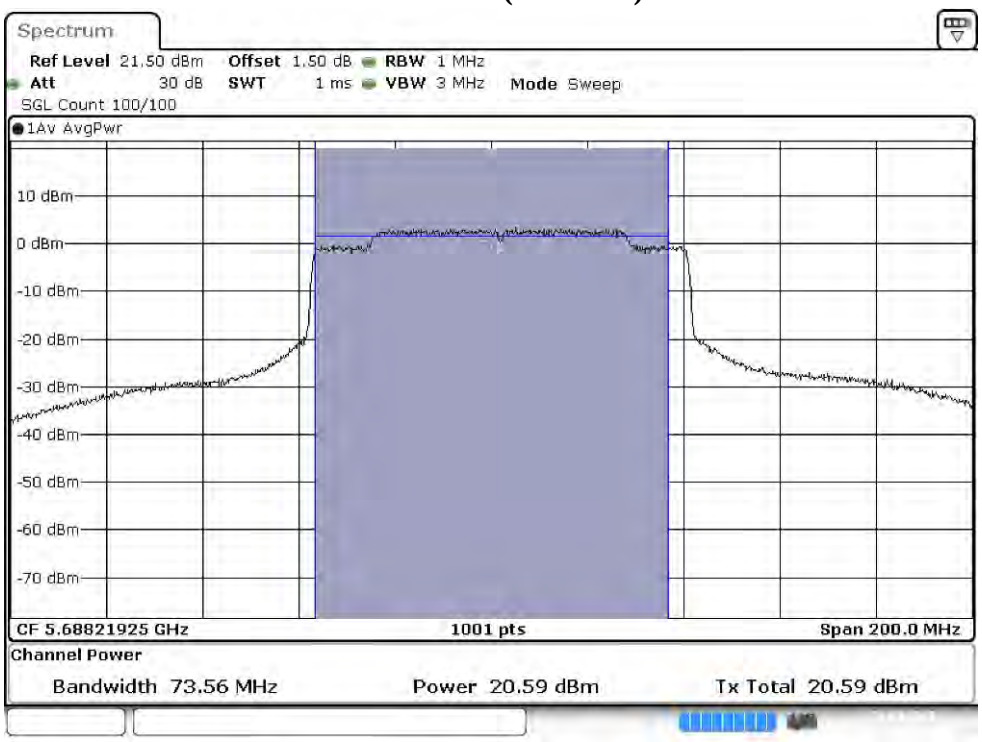

Maximum conducted output power:

Channel 138 (U-NII-3)

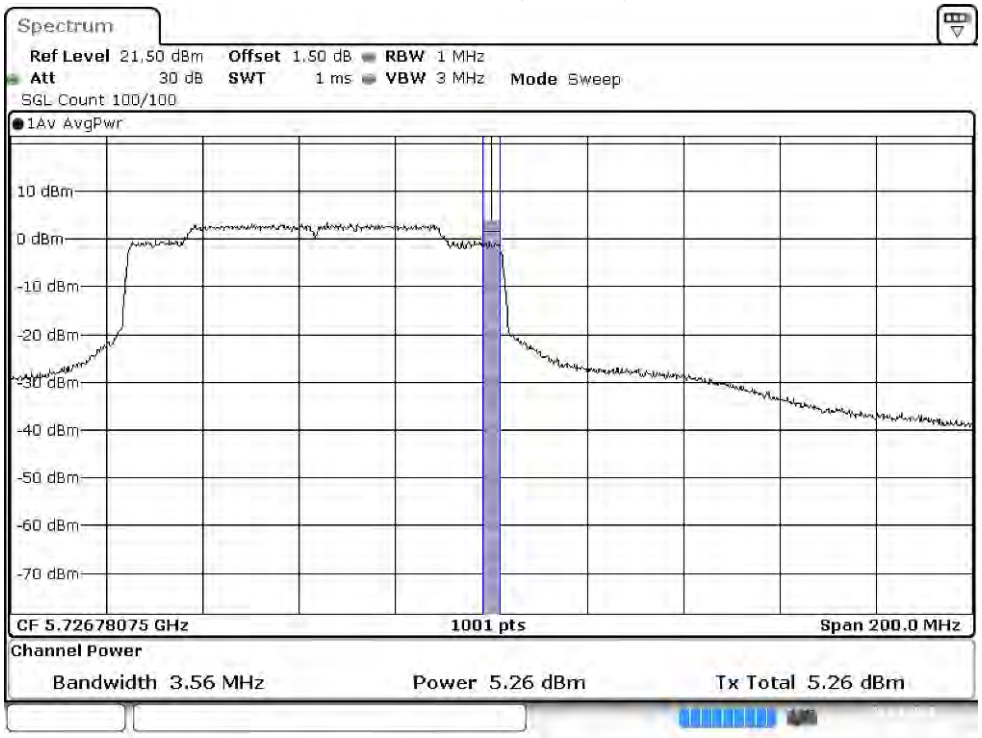

Maximum conducted output power:

Channel 155

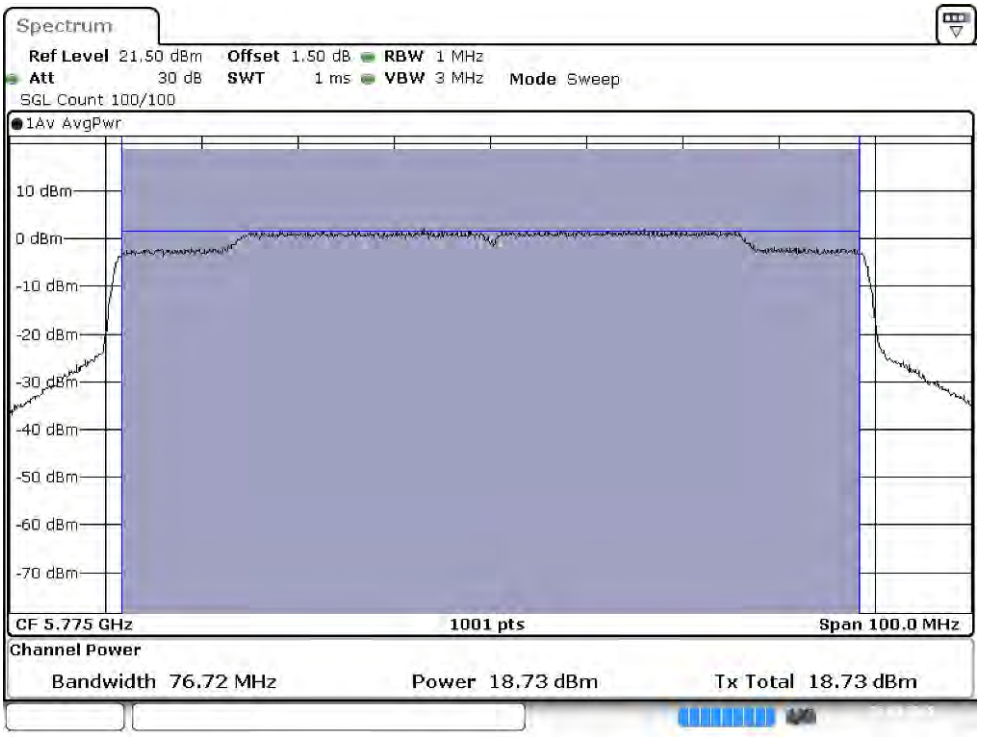

待測物名稱：Intel® Wi-Fi 6 AX201
待測物型號：AX201D2W　　測試項目：峰值發射功率
測試頻道：--　　測試模式：Mode 1: SISO A: 發射器 802.11ax-160BW
6 dB 頻寬：1MHz　　視頻頻寬：3MHz
檢測器：峰值　　環境溫度：21 ℃
測試日期：107 年 09 月 26 日　　環境濕度：53 %

Cable loss=1.5dB		Maximum conducted output power											
Channel No	Frequency (MHz)	Data Rate											
		MCS0	MCS1	MCS2	MCS3	MCS4	MCS5	MCS6	MCS7	MCS8	MCS9	MCS10	MCS11
50 (U-NII-1)	5250	10.85	18.74	18.61	18.52	18.47	18.33	18.24	18.19	18.02	17.98	17.83	17.77
50 (U-NII-2A)	5250	10.61	10.55	10.48	10.39	10.21	10.17	10.09	9.97	9.83	9.74	9.66	9.53
114	5570	13.73	13.61	13.59	13.41	13.38	13.26	13.12	13.05	12.98	12.87	12.74	12.67

Note: Maximum conducted output power Value =Reading value on Spectrum Analyzer + cable loss

Maximum conducted output power Measurement:

Channel No	Frequency Range (MHz)	99% Bandwidth (MHz)	Output Power (dBm)	Output Power Limit	
				(dBm)	dBm+10log(BW)
50 (U-NII-1)	5250	--	10.85	30	--
50 (U-NII-2A)	5250	77.273	10.61	24	29.88
114	5570	154.895	13.73	24	32.90

99% Occupied Bandwidth:

Channel 50

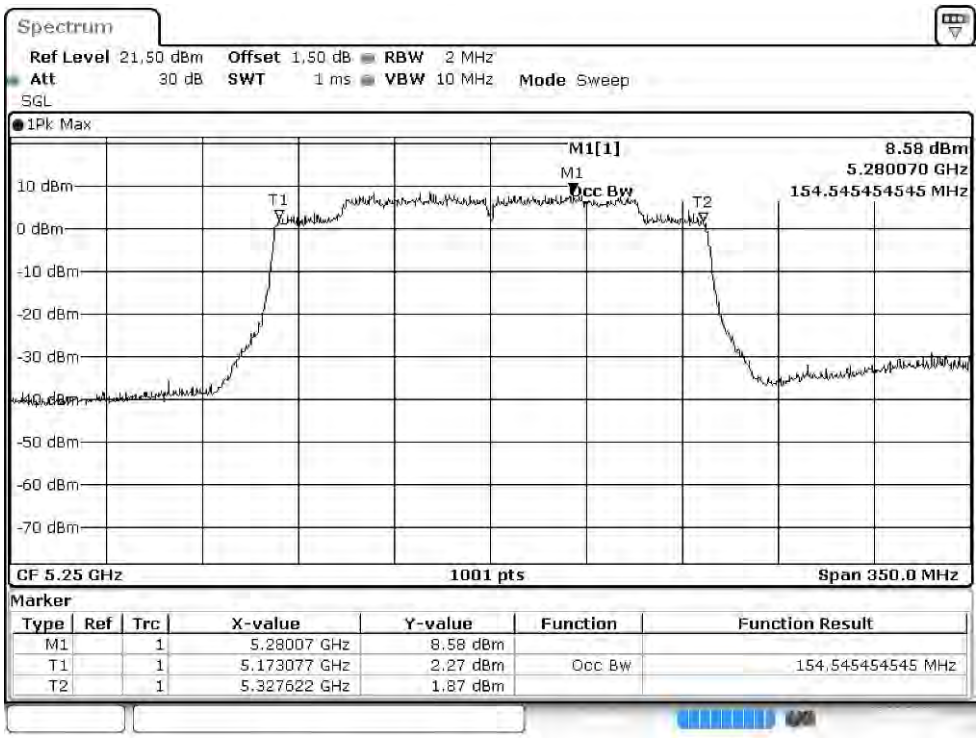

Channel 114

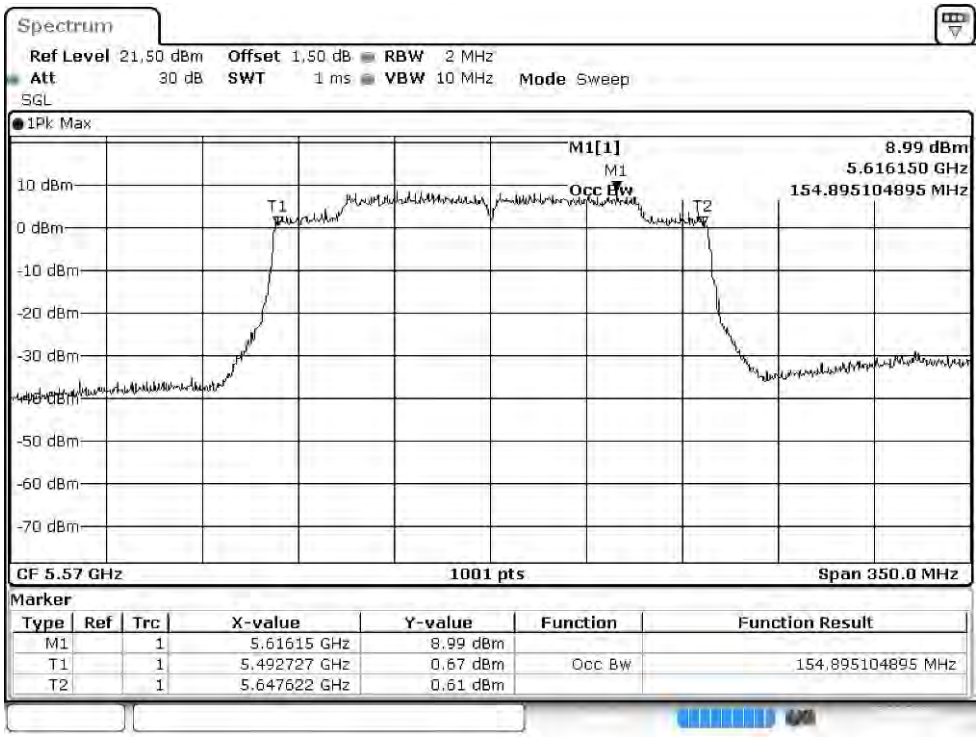

Maximum conducted output power:

Channel 50 (U-NII-1)

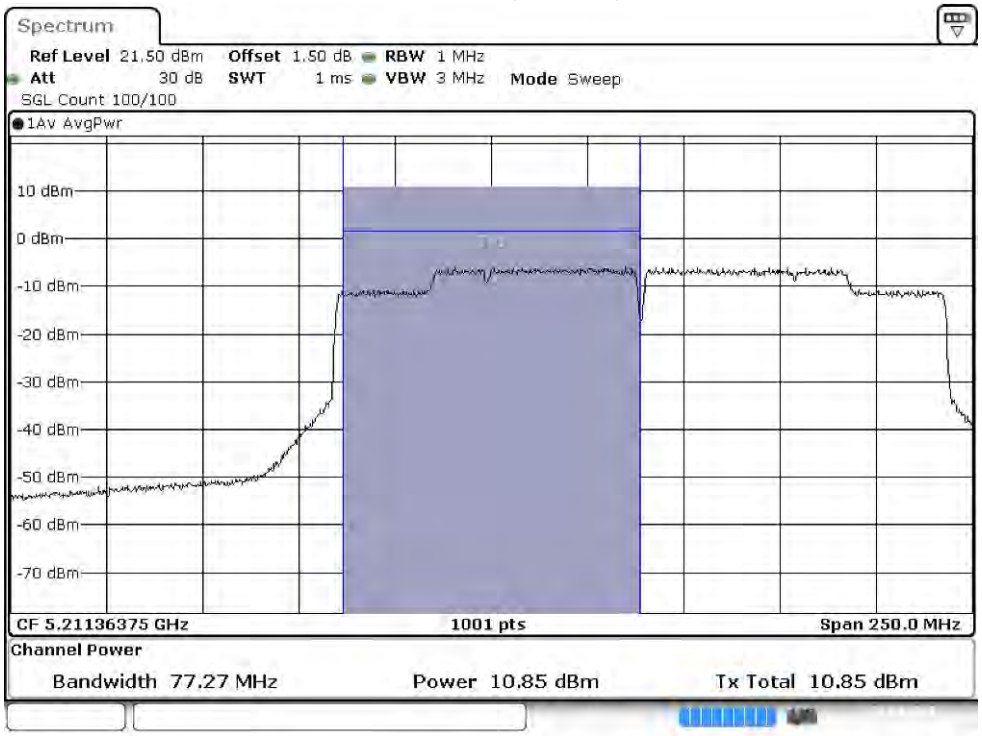

Maximum conducted output power:

Channel 50 (U-NII-2A)

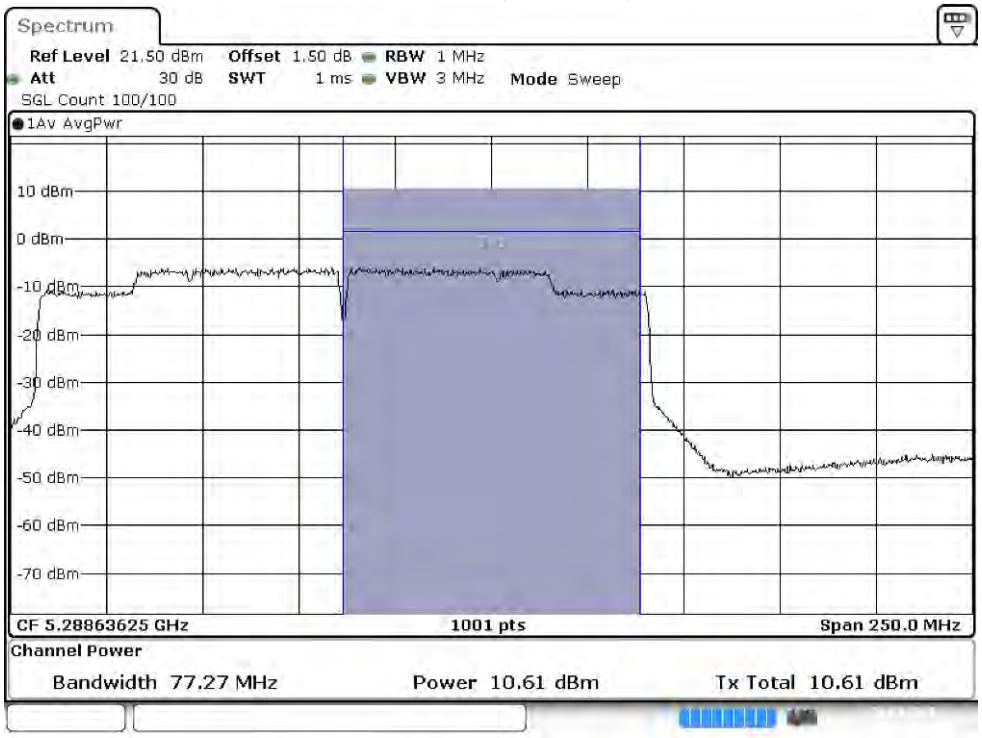

Maximum conducted output power:

Channel 114

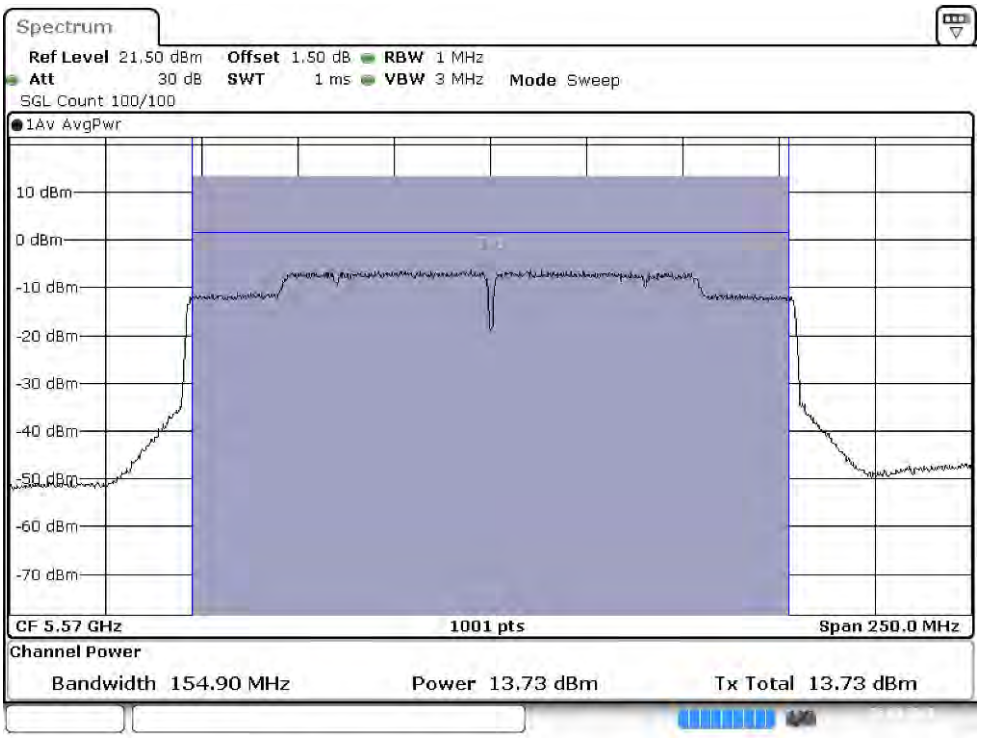

待測物名稱：Intel® Wi-Fi 6 AX201
待測物型號：AX201D2W　　測 試 項 目 ：峰值發射功率
測 試 頻 道 ：--　　測 試 模 式 ：Mode 2: SISO B: 發射器 802.11ax-20BW
檢 測 器 ：峰值　　環 境 溫 度 ：21 ℃
測 試 日 期 ：107 年 09 月 26 日　　環 境 濕 度 ：53 %

Cable loss=1.5dB		Maximum conducted output power											
Channel No.	Frequency (MHz)	Data Rate											
		MCS0	MCS1	MCS2	MCS3	MCS4	MCS5	MCS6	MCS7	MCS8	MCS9	MCS10	MCS11
36	5180	18.25	--	--	--	--	--	--	--	--	--	--	--
44	5220	20.97	20.83	20.75	20.61	20.59	20.42	20.37	20.28	20.15	20.07	19.92	19.83
48	5240	20.94	--	--	--	--	--	--	--	--	--	--	--
52	5260	20.81	--	--	--	--	--	--	--	--	--	--	--
60	5300	20.99	20.81	20.73	20.67	20.55	20.41	20.35	20.21	20.16	20.09	19.95	19.88
64	5320	17.79	--	--	--	--	--	--	--	--	--	--	--
100	5500	18.41	--	--	--	--	--	--	--	--	--	--	--
116	5580	20.84	20.77	20.61	20.53	20.48	20.37	20.24	20.16	20.07	19.89	19.75	19.64
140	5700	18.42	--	--	--	--	--	--	--	--	--	--	--
144(U-NII-2C)	5720	19.77	19.63	19.55	19.47	19.33	19.28	19.11	19.08	18.97	18.86	18.73	18.64
144(U-NII-3)	5720	14.66	14.51	14.43	14.39	14.28	14.17	14.05	13.97	13.83	13.74	13.65	13.52
149	5745	20.82	--	--	--	--	--	--	--	--	--	--	--
157	5785	20.89	20.71	20.63	20.55	20.49	20.34	20.27	20.15	20.02	19.86	19.71	19.62
165	5825	20.71	--	--	--	--	--	--	--	--	--	--	--

Note: Maximum conducted output power Value =Reading value on average power meter + cable loss

Maximum conducted output power Measurement:

Channel Number	Frequency (MHz)	99% Bandwidth (MHz)	Output Power (dBm)	Output Power Limit	
				(dBm)	dBm+10log(BW)
36	5180	--	18.25	30	--
44	5220	--	20.97	30	--
48	5240	--	20.94	30	--
52	5260	19.331	20.81	24	23.86
60	5300	19.181	20.99	24	23.83
64	5320	19.081	17.79	24	23.81
100	5500	19.131	18.41	24	23.82
116	5580	19.331	20.84	24	23.86
140	5700	19.131	18.42	24	23.82
144(U-NII-2C)	5720	14.716	19.77	24	22.68
144(U-NII-3)	5720	--	14.66	30	--
149	5745	--	20.82	30	--
157	5785	--	20.89	30	--
165	5825	--	20.71	30	--

99% Occupied Bandwidth:

Channel 52

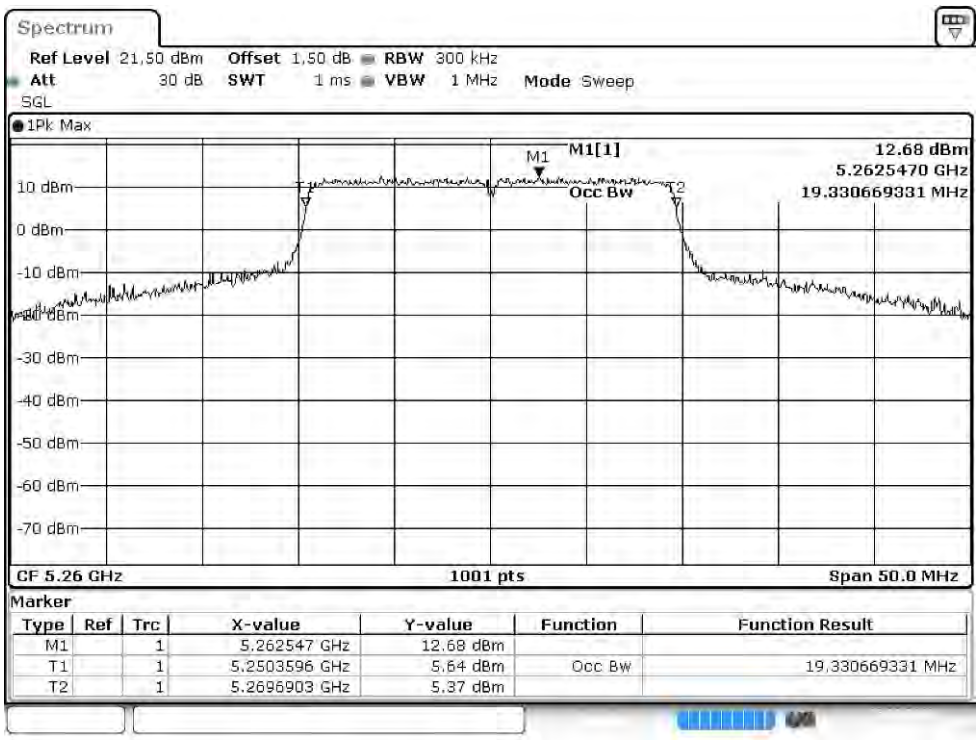

Channel 60

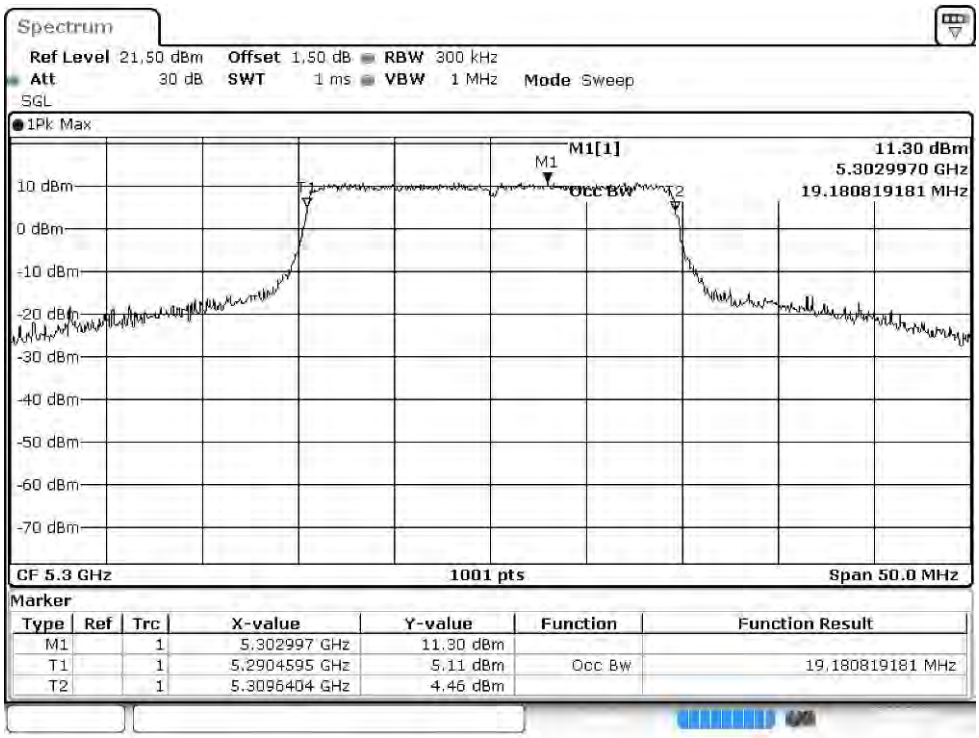

Channel 64

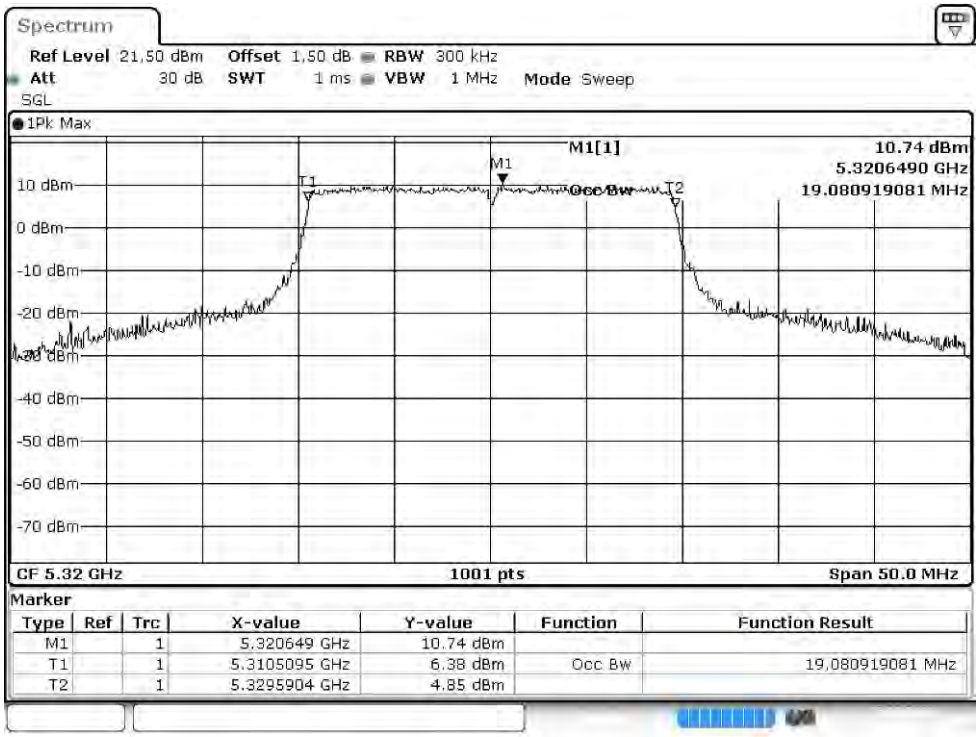

Channel 100

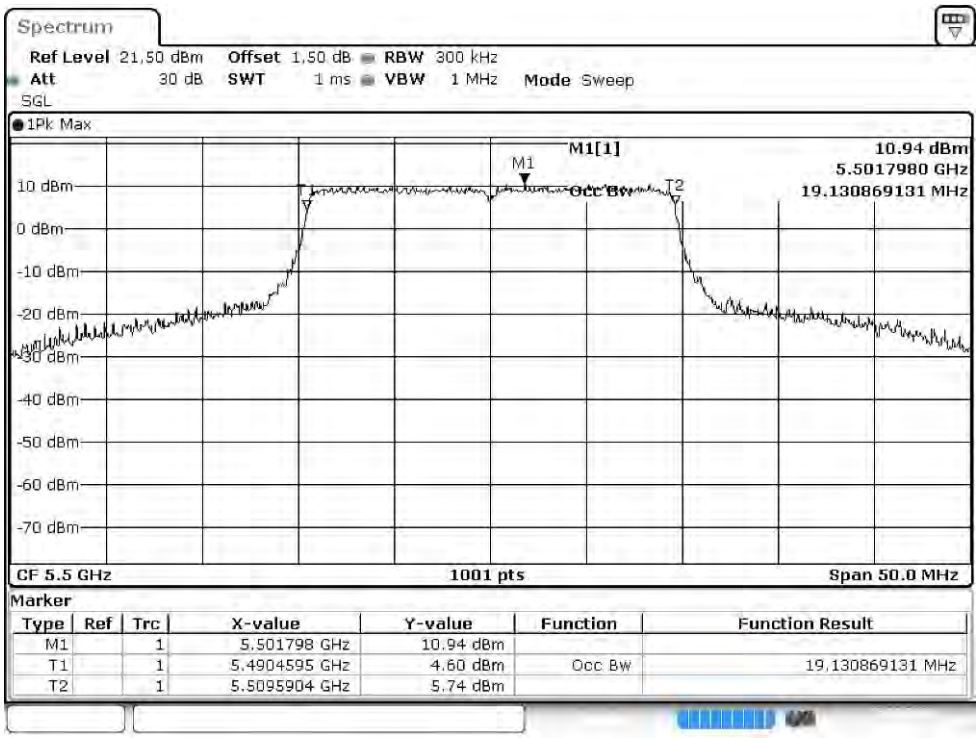

Channel 116

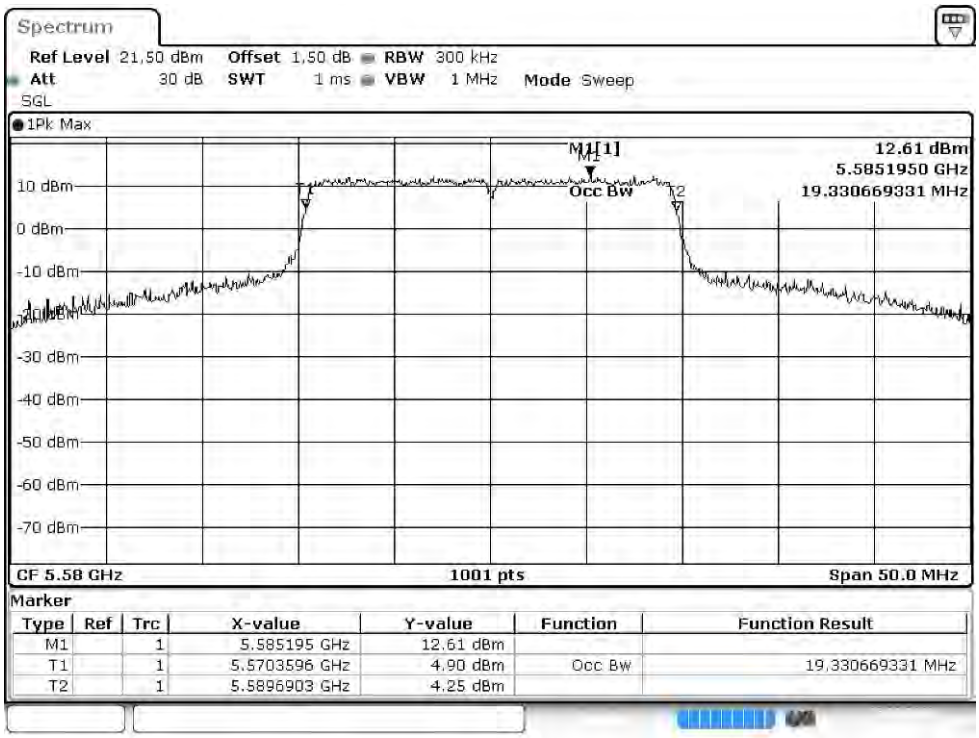

Channel 140

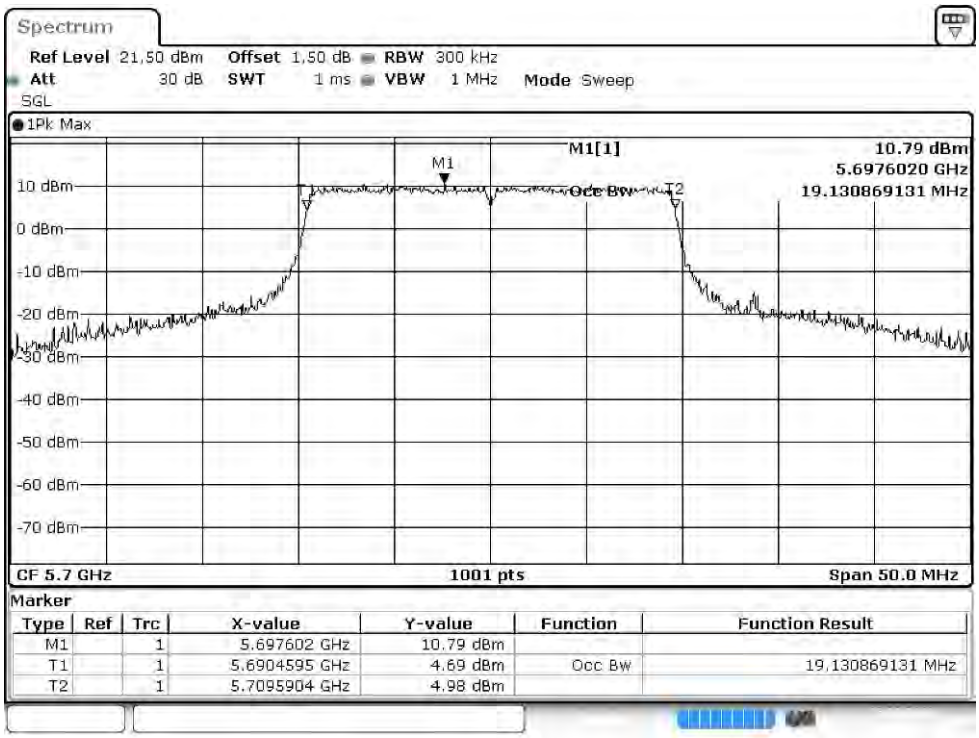

Channel 144

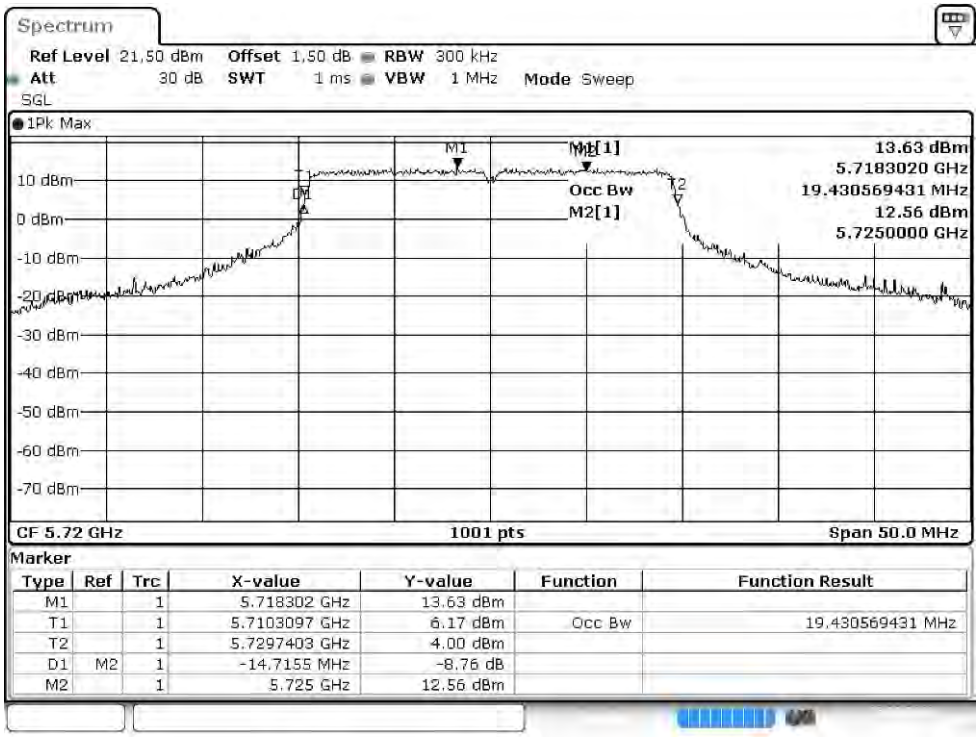
Spectrum
Ref Level 21.50 dBm Offset 1.50 dB RBW 300 kHz
Att 30 dB SWT 1 ms VBW 1 MHz Mode Sweep
SGL
1Pk Max
M1
M2[1]
D1
T2
Occ Bw
13.63 dBm
5.7183020 GHz
19.430569431 MHz
12.56 dBm
5.7250000 GHz
10 dBm
0 dBm
-10 dBm
-20 dBm
-30 dBm
-40 dBm
-50 dBm
-60 dBm
-70 dBm
CF 5.72 GHz
1001 pts
Span 50.0 MHz
Marker
Type Ref Trc X-value Y-value Function Function Result
M1 1 5.718302 GHz 13.63 dBm
T1 1 5.7103097 GHz 6.17 dBm Occ Bw 19.430569431 MHz
T2 1 5.7297403 GHz 4.00 dBm
D1 M2 1 -14.7155 MHz -8.76 dB
M2 1 5.725 GHz 12.56 dBm

Maximum conducted output power:

Channel 144 (U-NII-2C)

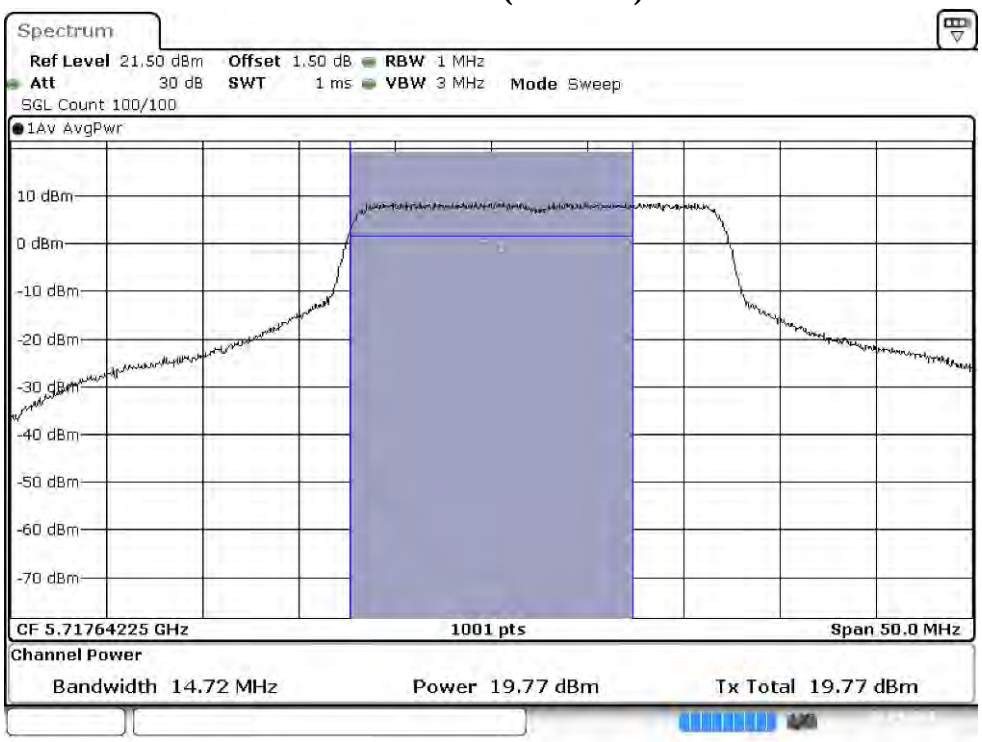

Maximum conducted output power:

Channel 144 (U-NII-3)

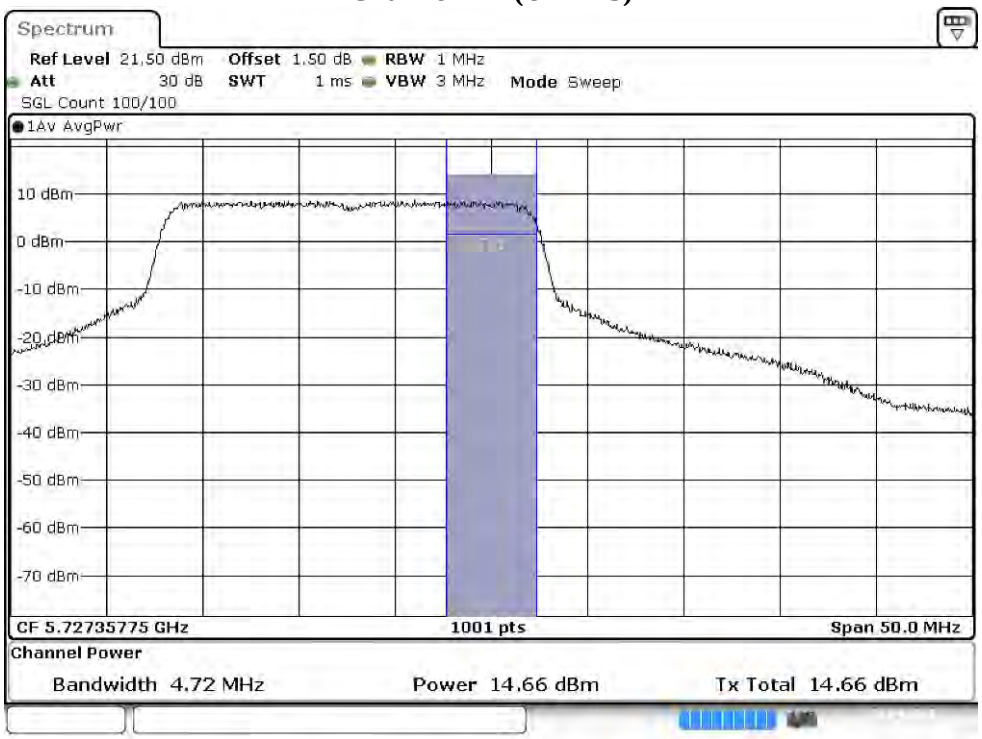

待測物名稱：Intel® Wi-Fi 6 AX201
待測物型號：AX201D2W　　測試項目：峰值發射功率
測試頻道：--　　測試模式：Mode 2: SISO B: 發射器 802.11ax-40BW
檢測器：峰值　　環境溫度：21 ℃
測試日期：107 年 09 月 25 日　　環境濕度：53 %

Cable loss=1.5dB		Maximum conducted output power											
Channel No.	Frequency (MHz)	Data Rate											
		MCS0	MCS1	MCS2	MCS3	MCS4	MCS5	MCS6	MCS7	MCS8	MCS9	MCS10	MCS11
38	5190	18.43	--	--	--	--	--	--	--	--	--	--	--
46	5230	20.81	20.73	20.69	20.58	20.41	20.33	20.27	20.16	20.05	19.93	19.86	19.71
54	5270	20.88	--	--	--	--	--	--	--	--	--	--	--
62	5310	16.99	16.88	16.74	16.63	16.52	16.48	16.33	16.28	16.15	16.07	15.92	15.88
102	5510	17.38	--	--	--	--	--	--	--	--	--	--	--
110	5550	20.86	20.76	20.65	20.54	20.41	20.38	20.25	20.17	20.08	19.96	19.85	19.74
134	5670	19.93	--	--	--	--	--	--	--	--	--	--	--
142(U-NII-2C)	5710	20.45	20.31	20.27	20.15	20.08	19.97	19.83	19.77	19.63	19.52	19.48	19.33
142(U-NII-3)	5710	11.01	10.97	10.83	10.77	10.63	10.51	10.48	10.32	10.28	10.18	10.05	9.94
151	5755	20.81	--	--	--	--	--	--	--	--	--	--	--
159	5795	20.87	20.71	20.67	20.51	20.44	20.33	20.29	20.18	20.04	19.91	19.82	19.76

Note: Maximum conducted output power Value =Reading value on average power meter + cable loss

Maximum conducted output power Measurement:

Channel Number	Frequency (MHz)	99% Bandwidth (MHz)	Output Power (dBm)	Output Power Limit	
				(dBm)	dBm+10log(BW)
38	5190	--	18.43	30	--
46	5230	--	20.81	30	--
54	5270	37.962	20.88	24	26.79
62	5310	37.962	16.99	24	26.79
102	5510	38.062	17.38	24	26.80
110	5550	37.962	20.86	24	26.79
134	5670	38.162	19.93	24	26.82
142(U-NII-2C)	5710	34.131	20.45	24	26.33
142(U-NII-3)	5710	--	11.01	30	--
151	5755	--	20.81	30	--
159	5795	--	20.87	30	--

99% Occupied Bandwidth:

Channel 54

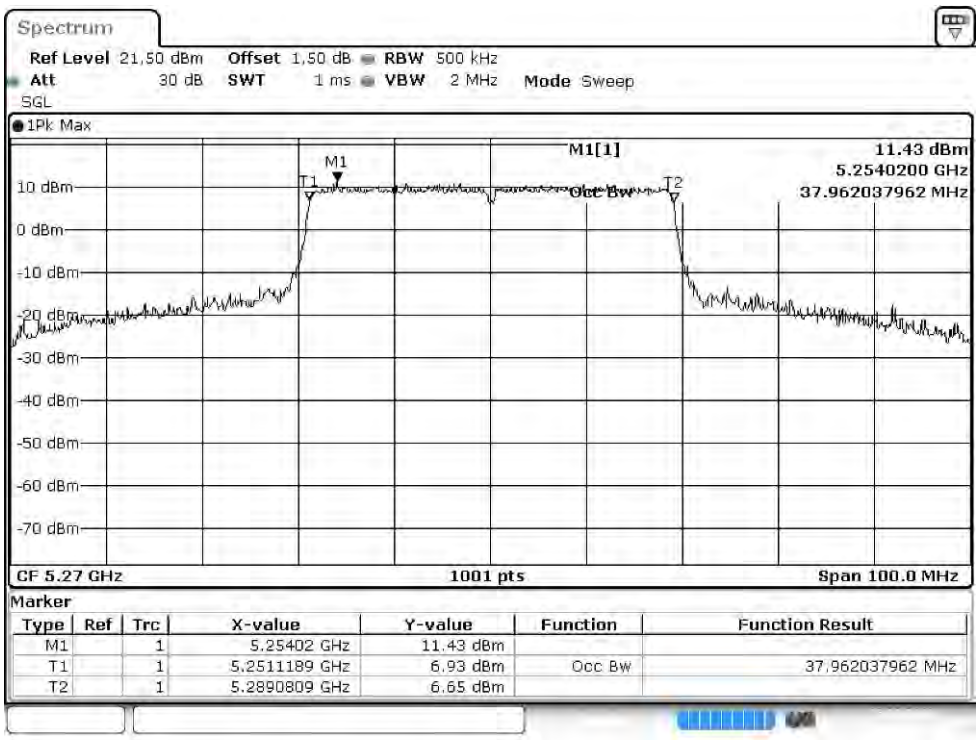

Channel 62

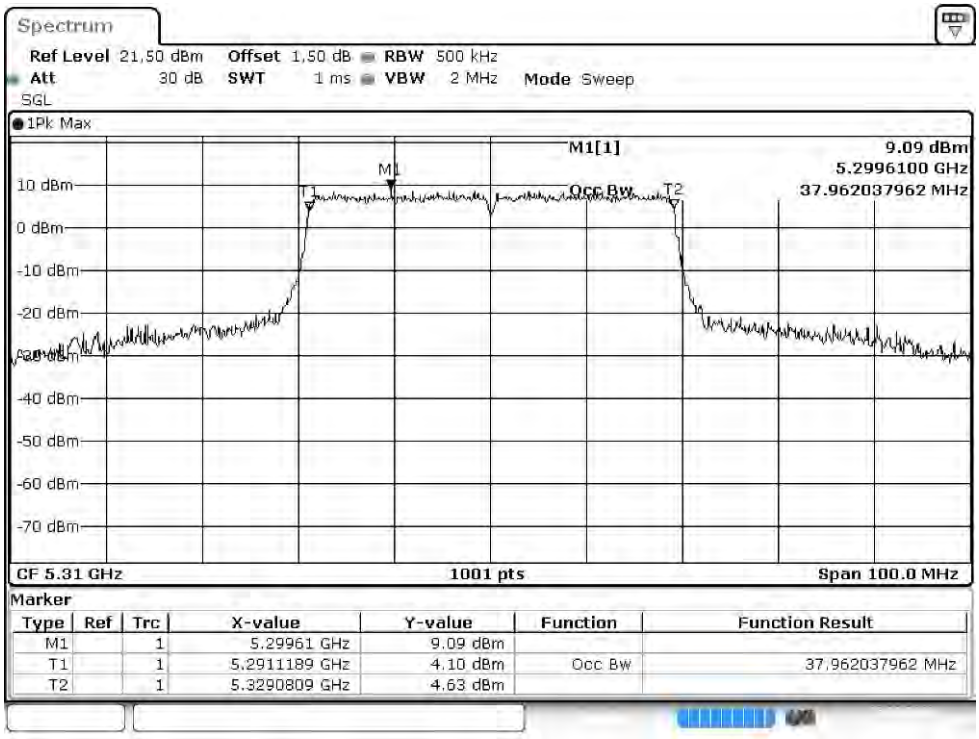

Channel 102

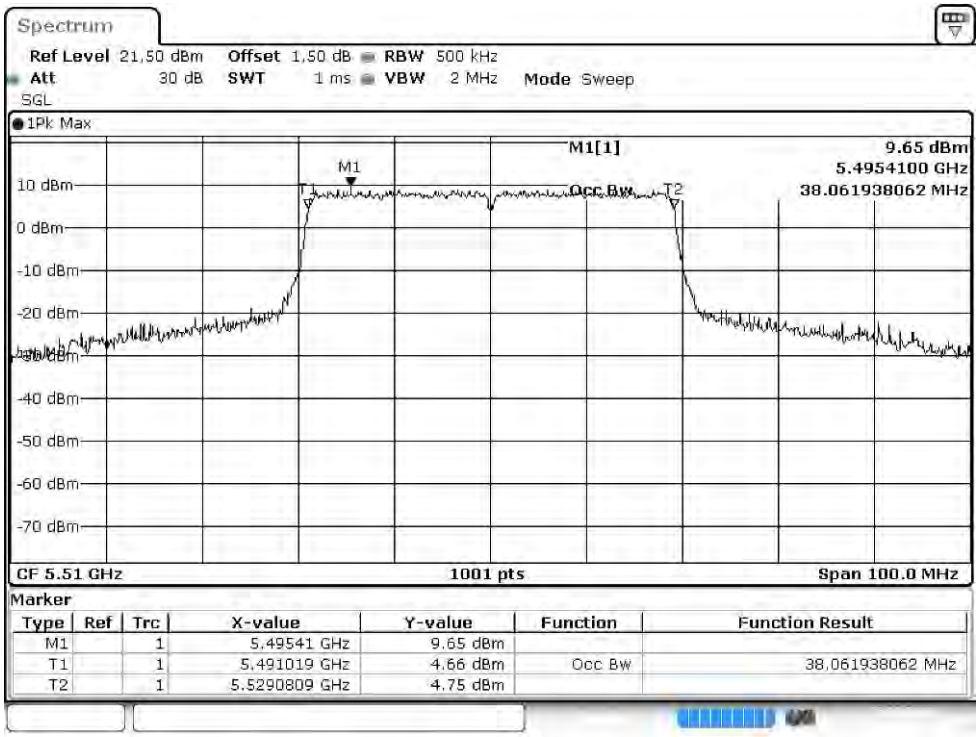

Channel 110

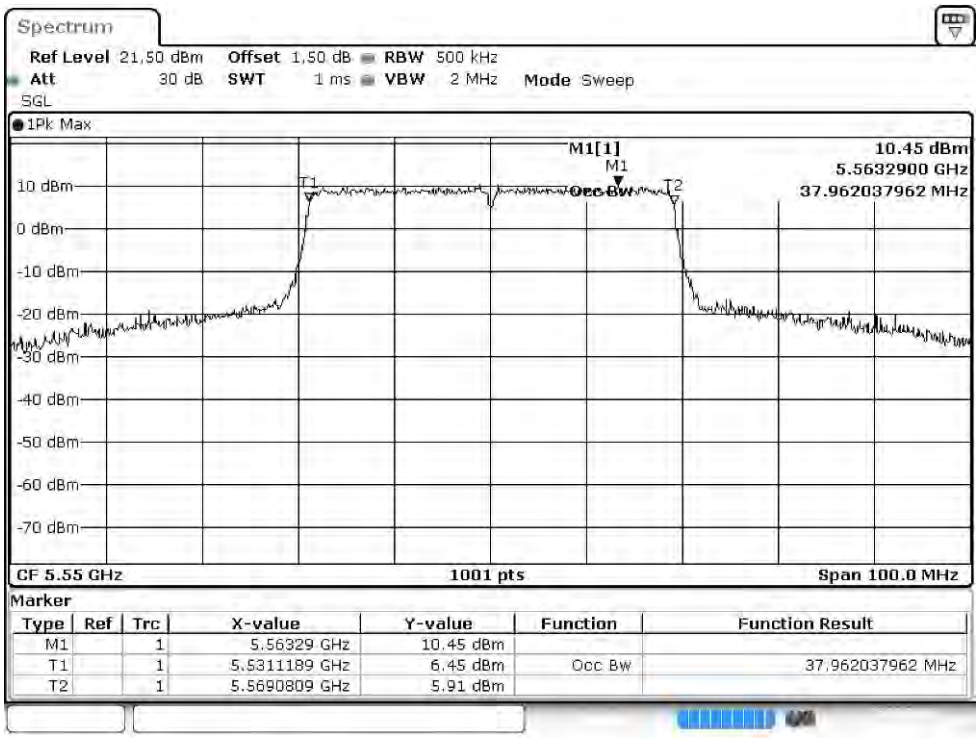

Channel 134

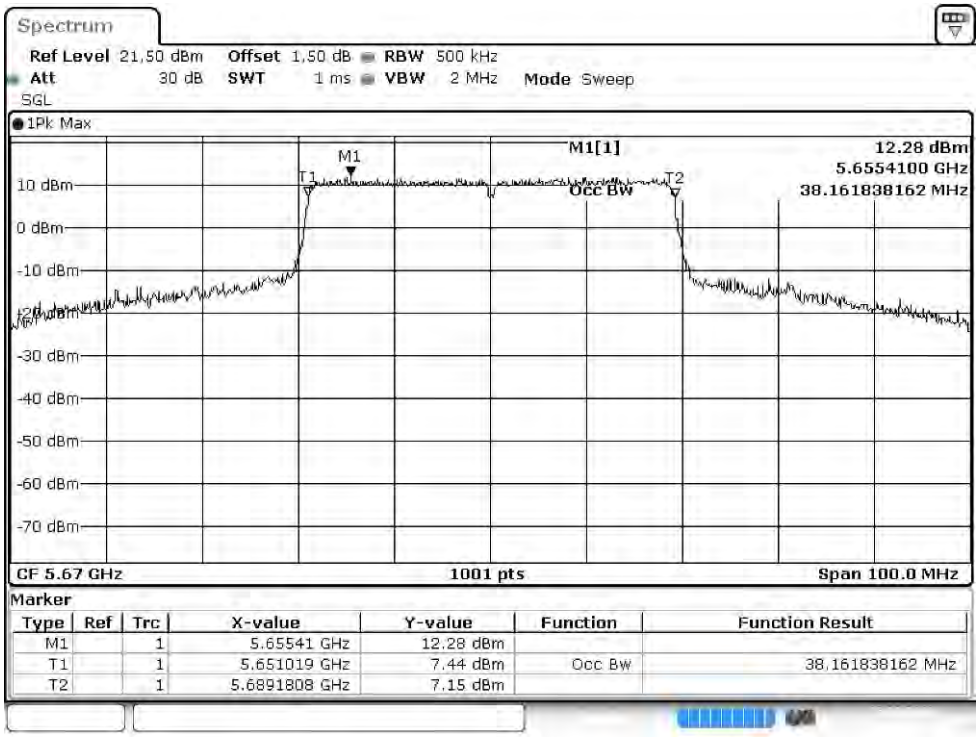

Channel 142

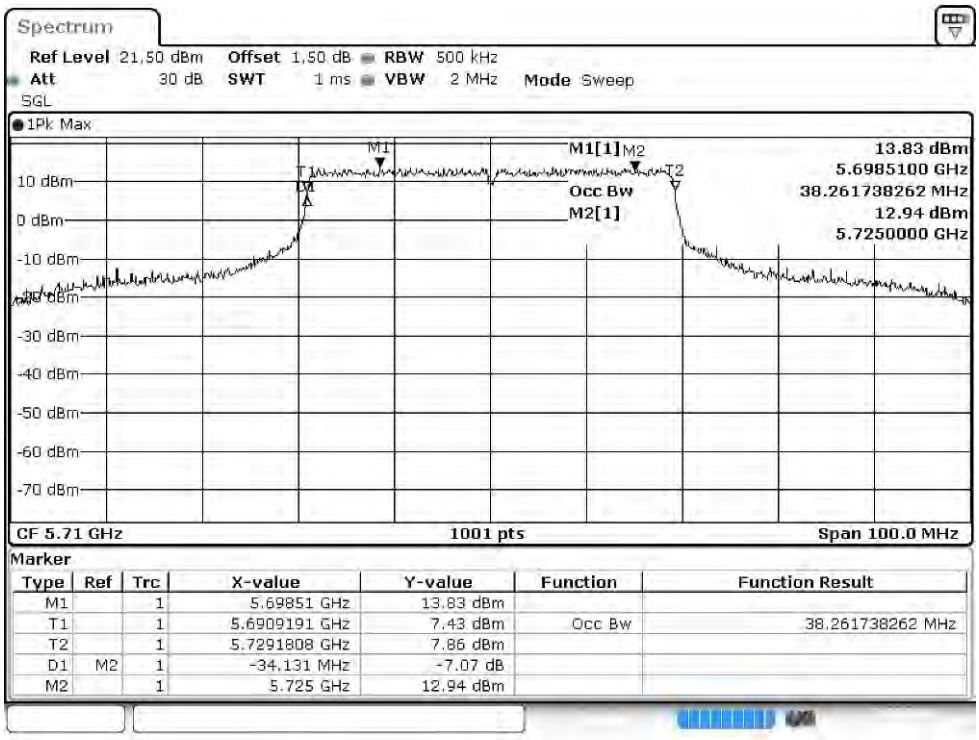

Maximum conducted output power:

Channel 142 (U-NII-2C)

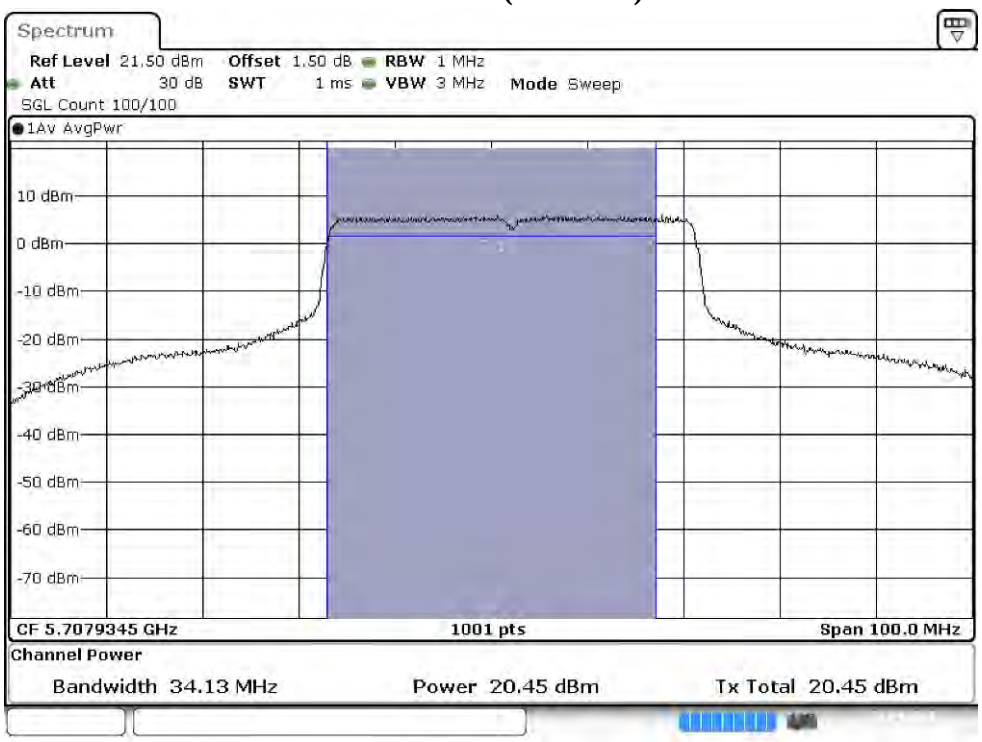

Maximum conducted output power:
Channel 142 (U-NII-3)

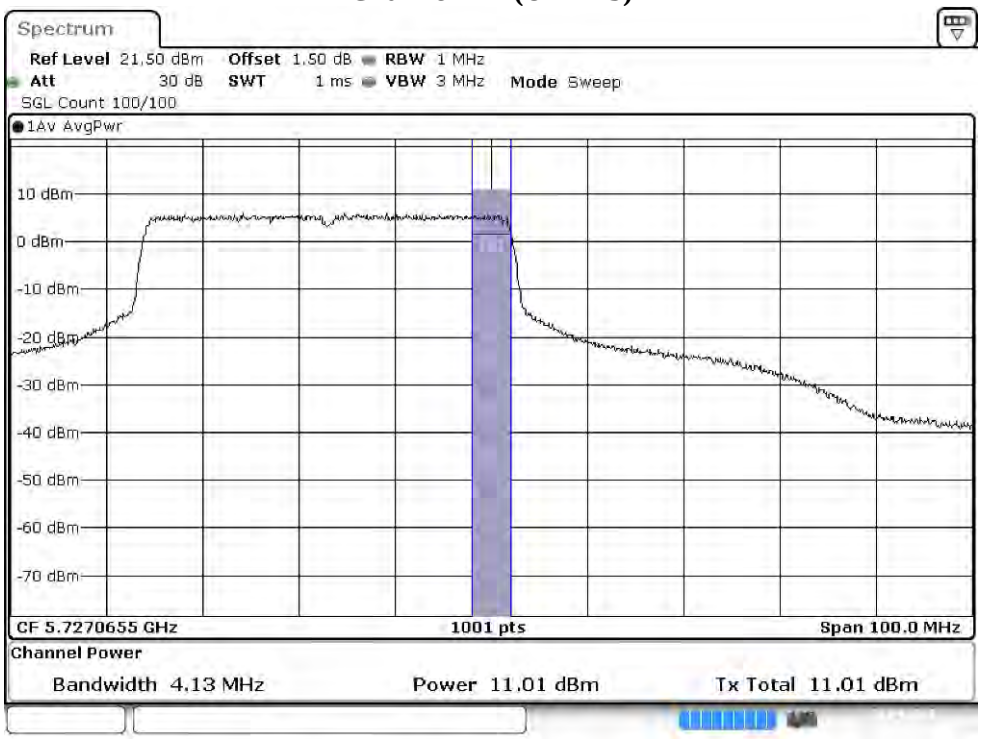

待測物名稱：Intel® Wi-Fi 6 AX201
待測物型號：AX201D2W　　測試項目：峰值發射功率
測試頻道：--　　測試模式：Mode 2: SISO B: 發射器 802.11ax-80BW
6 dB 頻寬：1MHz　　視頻頻寬：3MHz
檢測器：峰值　　環境溫度：21 ℃
測試日期：107 年 09 月 26 日　　環境濕度：53 %

Cable loss=1.5dB		Maximum conducted output power											
Channel No	Frequency (MHz)	Data Rate											
		MCS0	MCS1	MCS2	MCS3	MCS4	MCS5	MCS6	MCS7	MCS8	MCS9	MCS10	MCS11
42	5210	18.17	18.02	17.98	17.83	17.77	17.63	17.58	17.41	17.38	17.22	17.14	17.02
58	5290	17.13	17.05	16.97	16.84	16.72	16.66	16.53	16.47	16.32	16.27	16.13	16.08
106	5530	18.32	--	--	--	--	--	--	--	--	--	--	--
122	5610	20.71	20.66	20.51	20.47	20.36	20.29	20.15	20.08	19.97	19.83	19.76	19.63
138 (U-NII-2C)	5690	20.69	--	--	--	--	--	--	--	--	--	--	--
138 (U-NII-3)	5690	4.99	--	--	--	--	--	--	--	--	--	--	--
155	5775	18.95	18.87	18.74	18.69	18.52	18.43	18.36	18.21	18.17	18.02	17.99	17.83

Note: Maximum conducted output power Value =Reading value on Spectrum Analyzer + cable loss

Maximum conducted output power Measurement:

Channel No	Frequency Range (MHz)	99% Bandwidth (MHz)	Output Power (dBm)	Output Power Limit	
				(dBm)	dBm+10log(BW)
42	5210	--	18.17	30	--
58	5290	76.523	17.13	24	29.84
106	5530	76.723	18.32	24	29.85
122	5610	77.123	20.71	24	29.87
138 (U-NII-2C)	5690	73.561	20.69	24	29.67
138 (U-NII-3)	5690	--	4.99	30	--
155	5775	--	18.95	30	--

99% Occupied Bandwidth:

Channel 58

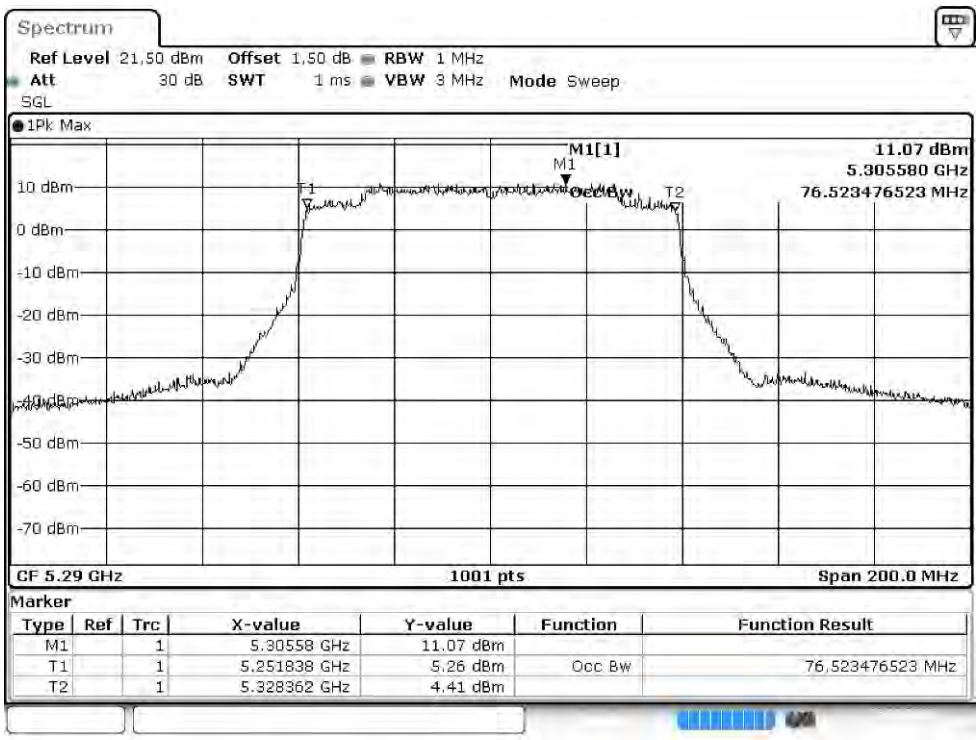

Channel 106

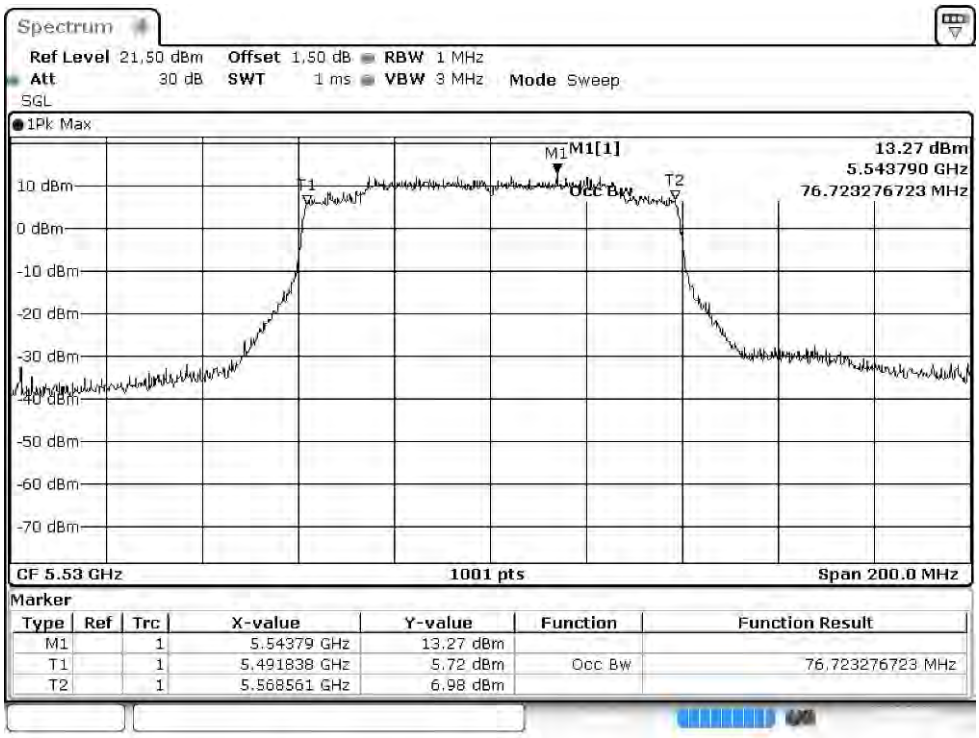

Channel 122

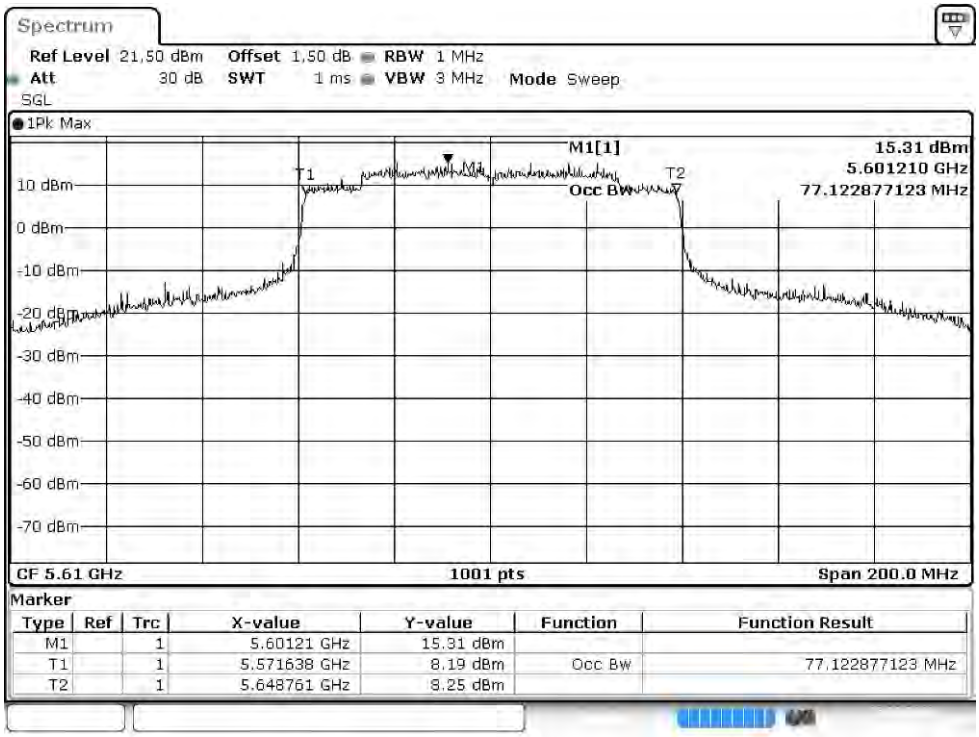

Channel 138

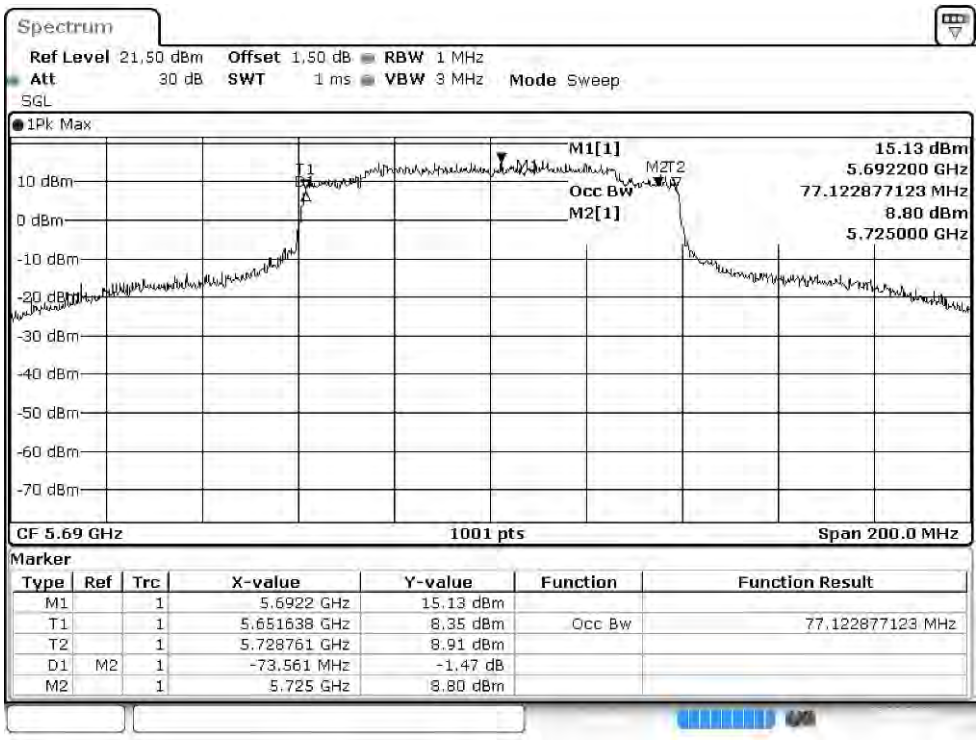

Maximum conducted output power:

Channel 42

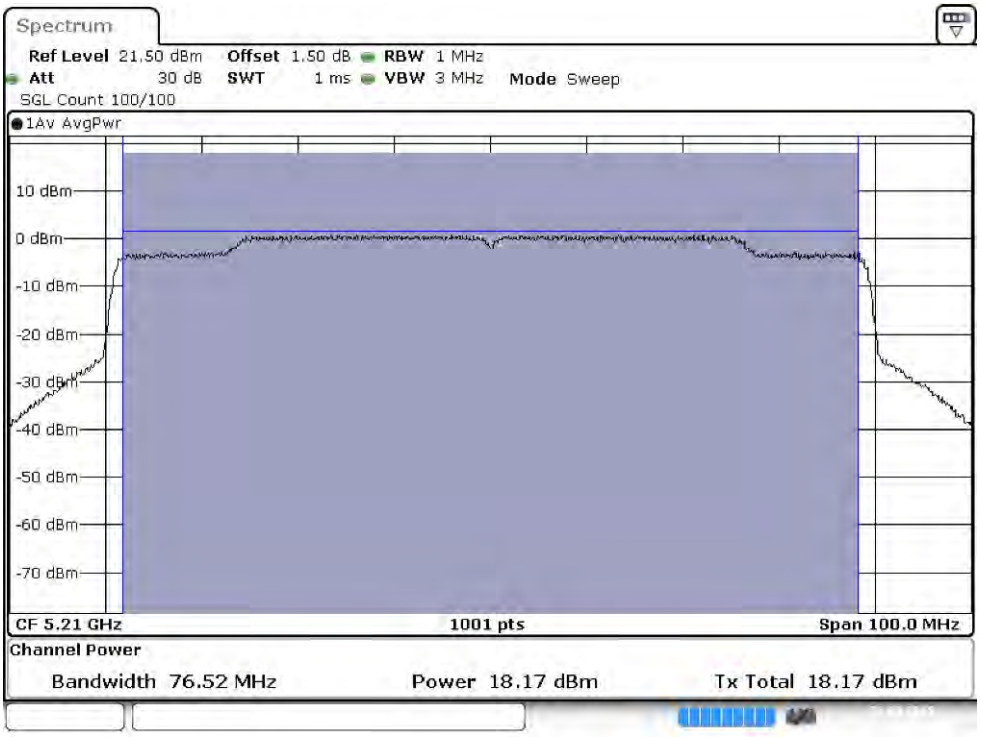

Maximum conducted output power:

Channel 58

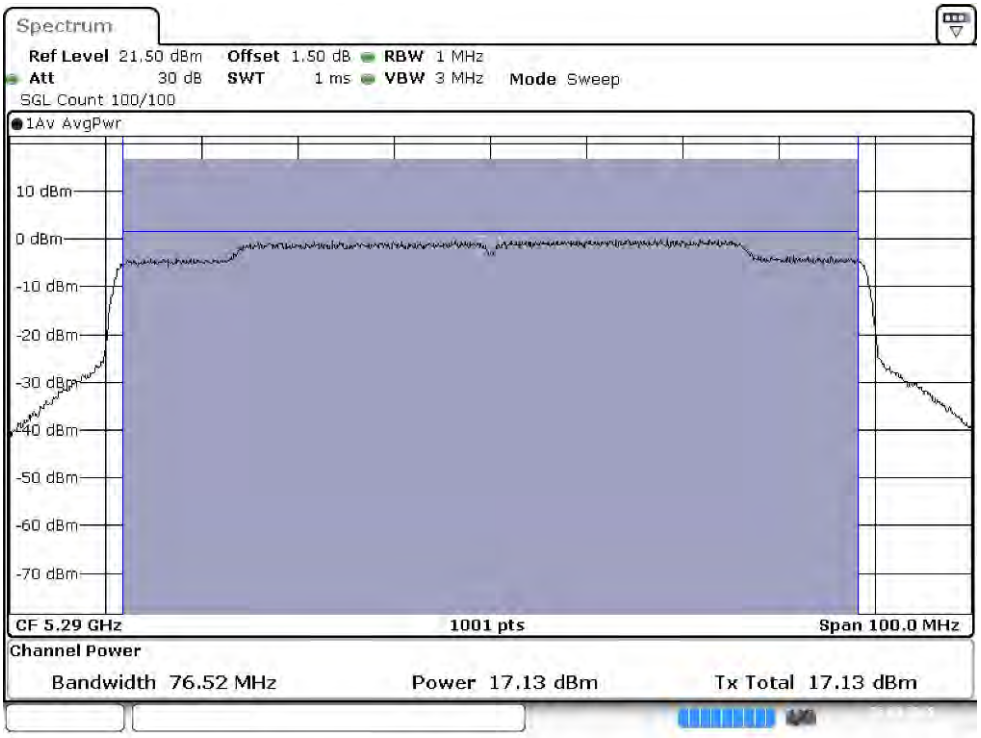

Maximum conducted output power:

Channel 106

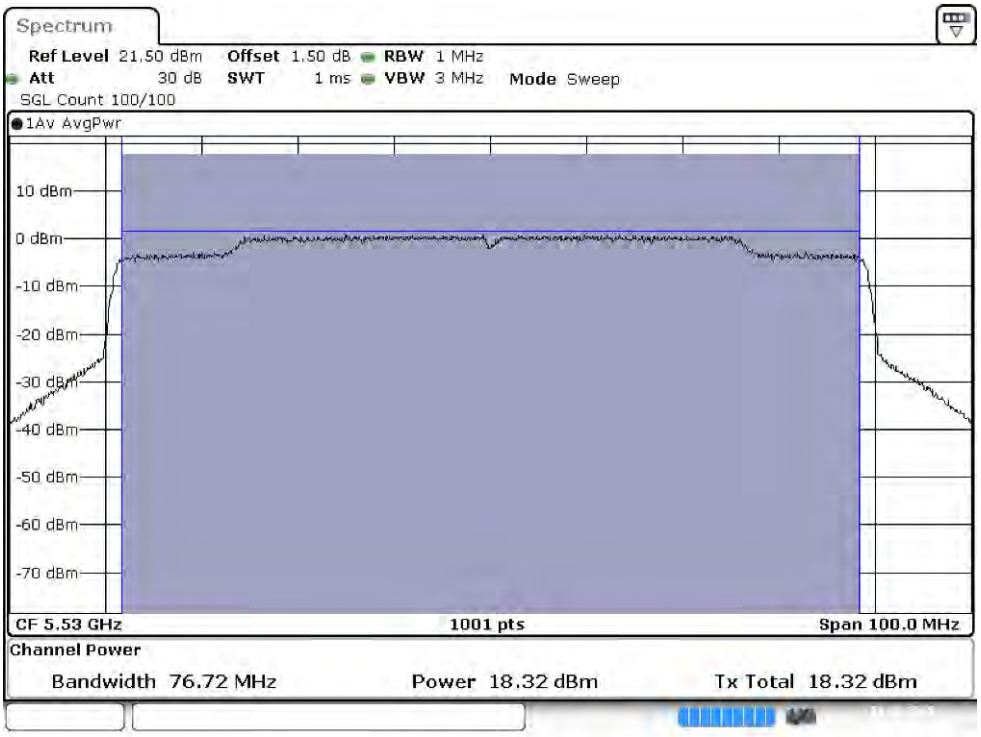

Maximum conducted output power:

Channel 122

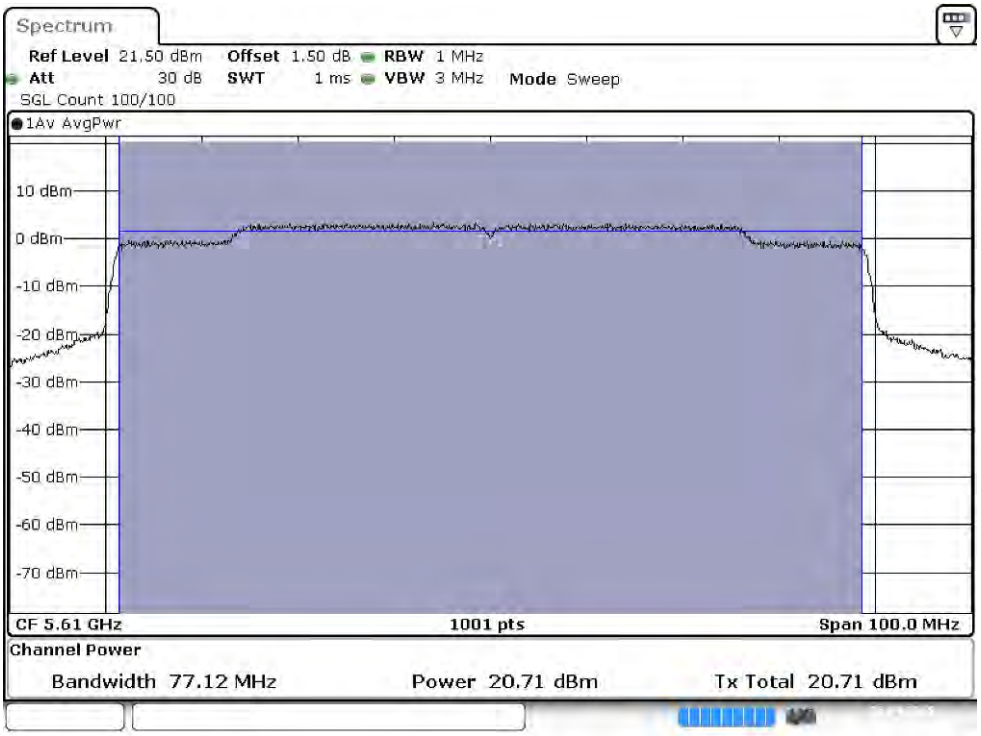

Maximum conducted output power:

Channel 138 (U-NII-2C)

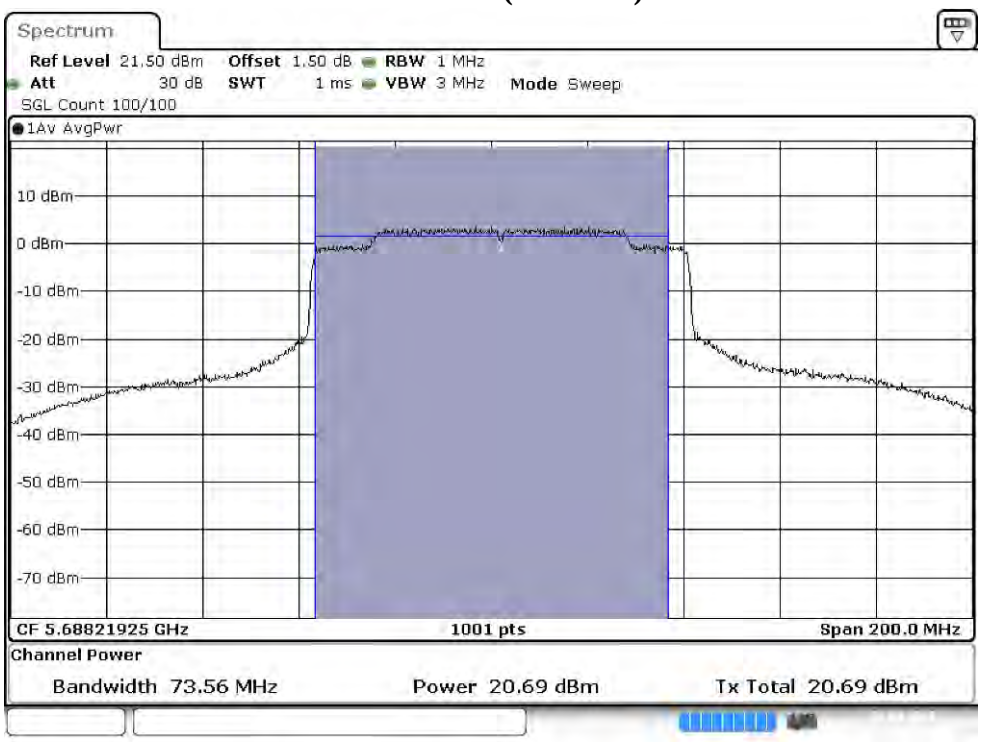

Maximum conducted output power:

Channel 138 (U-NII-3)

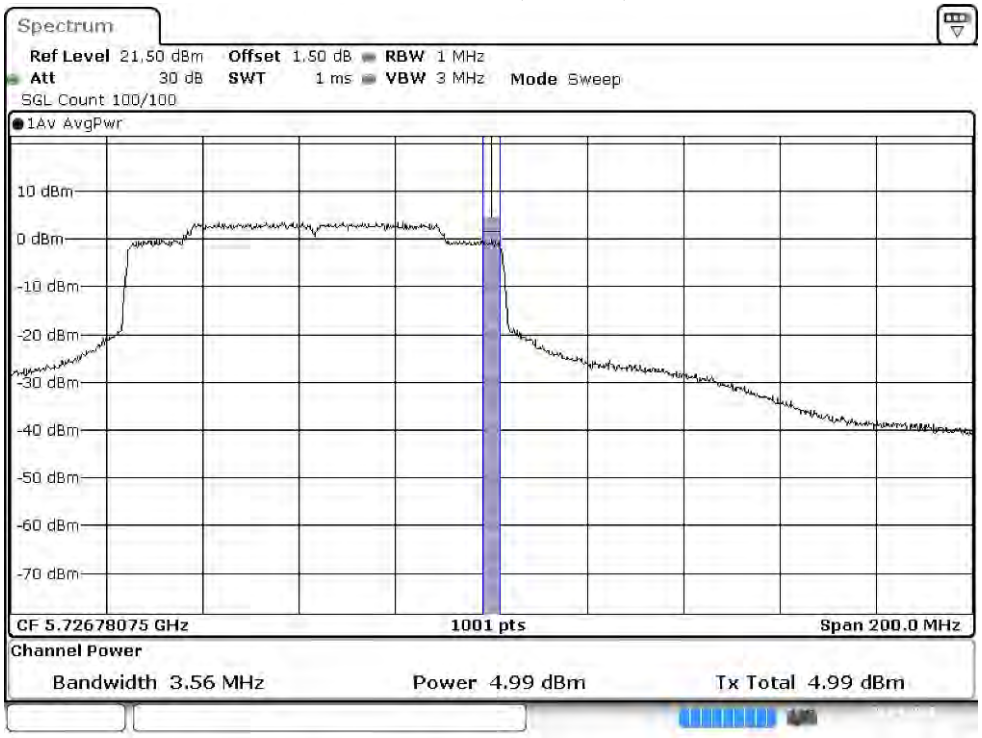

Maximum conducted output power:

Channel 155

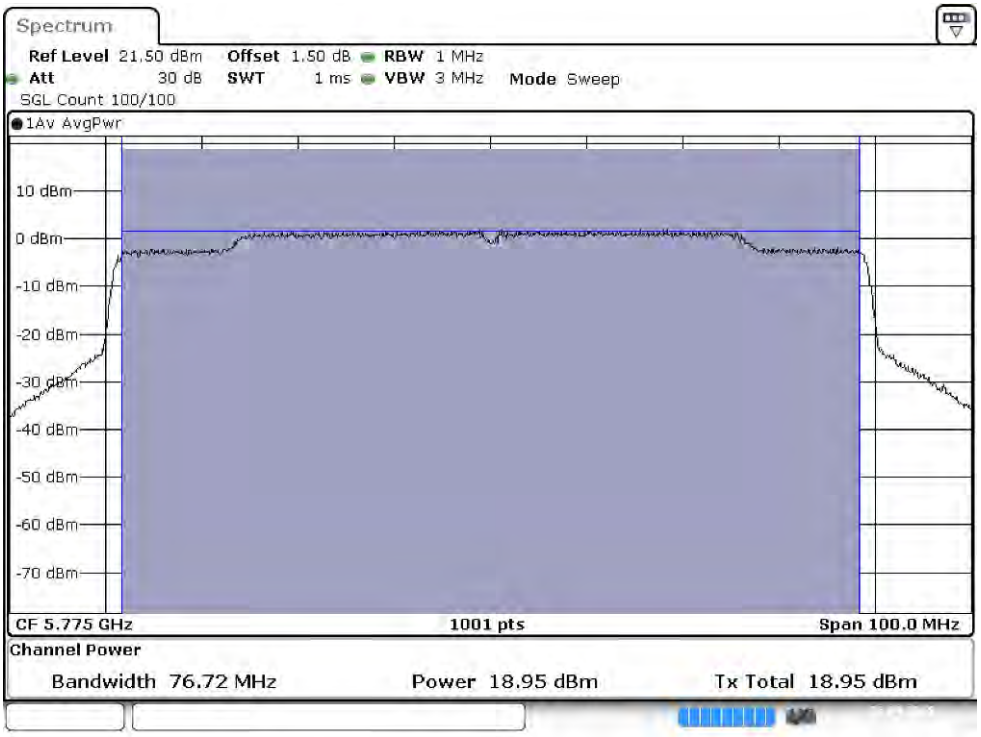

待測物名稱：Intel® Wi-Fi 6 AX201
待測物型號：AX201D2W　　測試項目：峰值發射功率
測試頻道：--　　測試模式：Mode 2: SISO B: 發射器 802.11ax-160BW
6 dB 頻寬：1MHz　　視頻頻寬：3MHz
檢測器：峰值　　環境溫度：21 ℃
測試日期：107 年 09 月 25 日　　環境濕度：53 %

Cable loss=1.5dB		Maximum conducted output power											
Channel No	Frequency (MHz)	Data Rate											
		MCS0	MCS1	MCS2	MCS3	MCS4	MCS5	MCS6	MCS7	MCS8	MCS9	MCS10	MCS11
50 (U-NII-1)	5250	11.05	10.97	10.83	10.77	10.63	10.55	10.47	10.31	10.28	10.17	10.05	9.93
50 (U-NII-2A)	5250	10.91	10.83	10.77	10.63	10.58	10.47	10.32	10.27	10.14	10.02	9.98	9.83
114	5570	13.56	13.44	13.31	13.27	13.18	13.05	12.97	12.83	12.77	12.64	12.53	12.44

Note: Maximum conducted output power Value =Reading value on Spectrum Analyzer + cable loss

Maximum conducted output power Measurement:

Channel No	Frequency Range (MHz)	99% Bandwidth (MHz)	Output Power (dBm)	Output Power Limit	
				(dBm)	dBm+10log(BW)
50 (U-NII-1)	5250	--	11.05	30	--
50 (U-NII-2A)	5250	77.273	10.91	24	29.88
114	5570	154.545	13.56	24	32.89

99% Occupied Bandwidth:

Channel 50

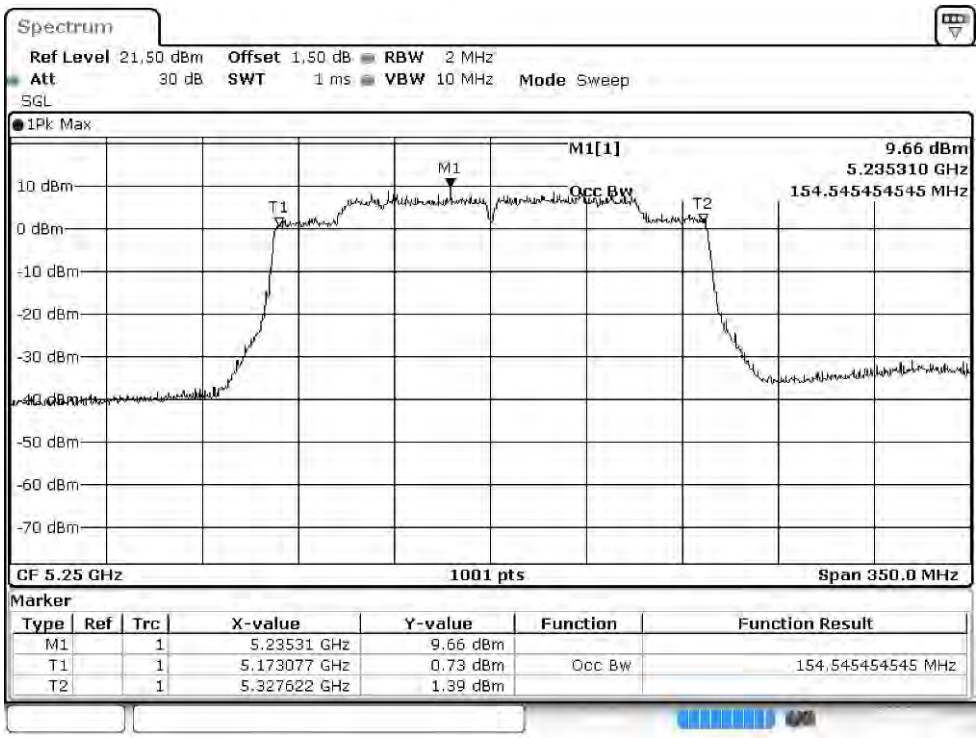

Channel 114

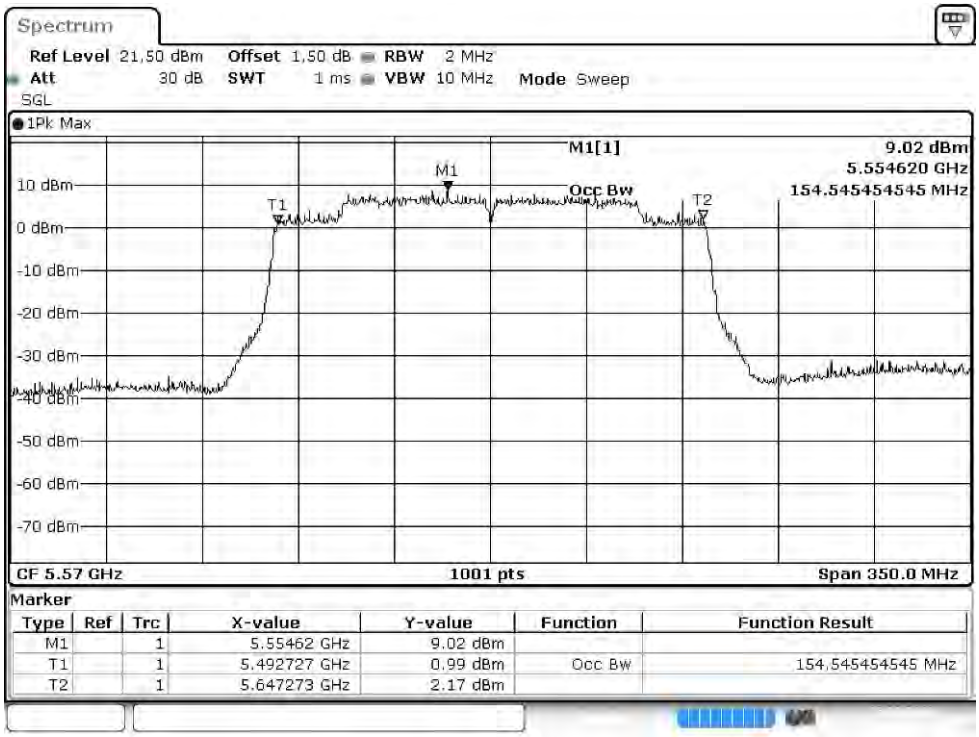

Maximum conducted output power:

Channel 50 (U-NII-1)

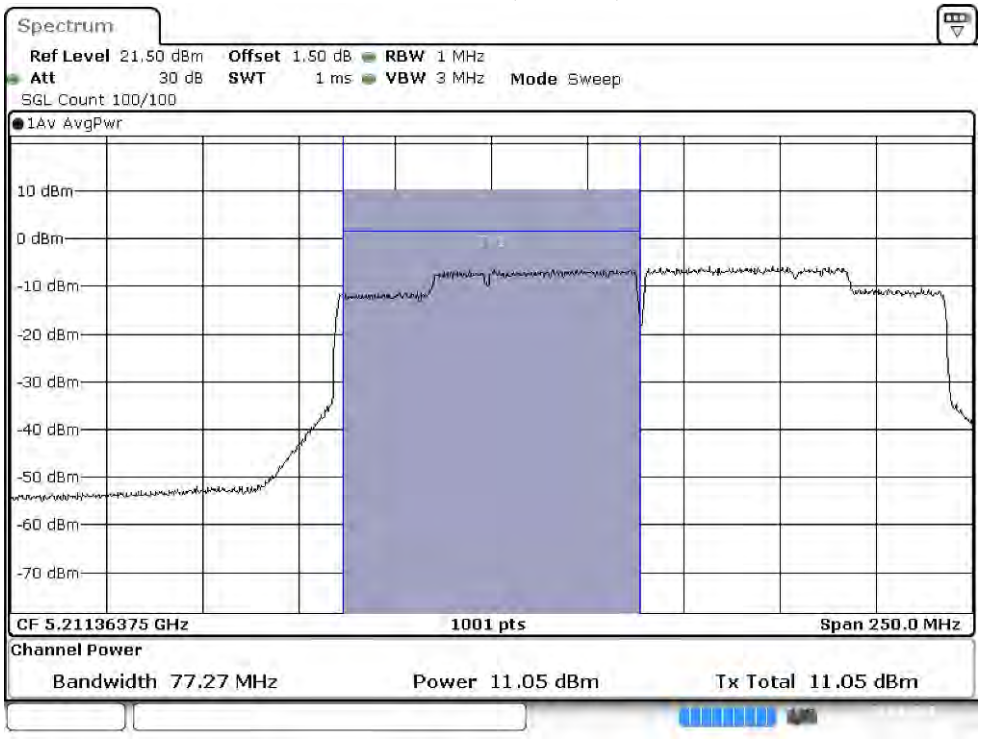

Maximum conducted output power:

Channel 50 (U-NII-2A)

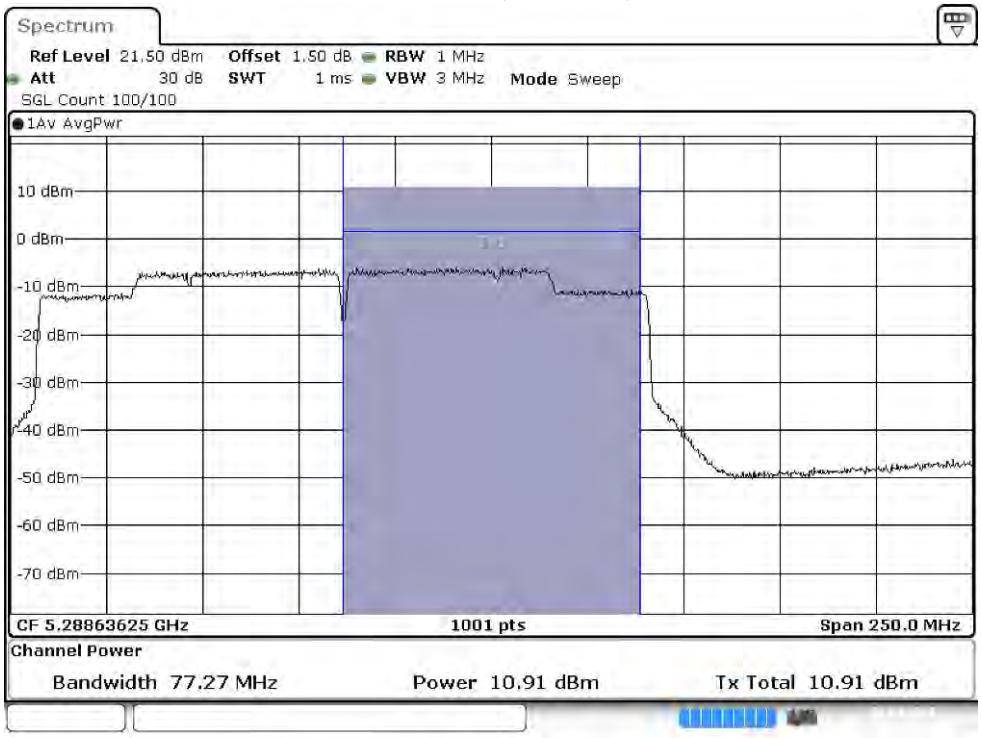

Maximum conducted output power:

Channel 114

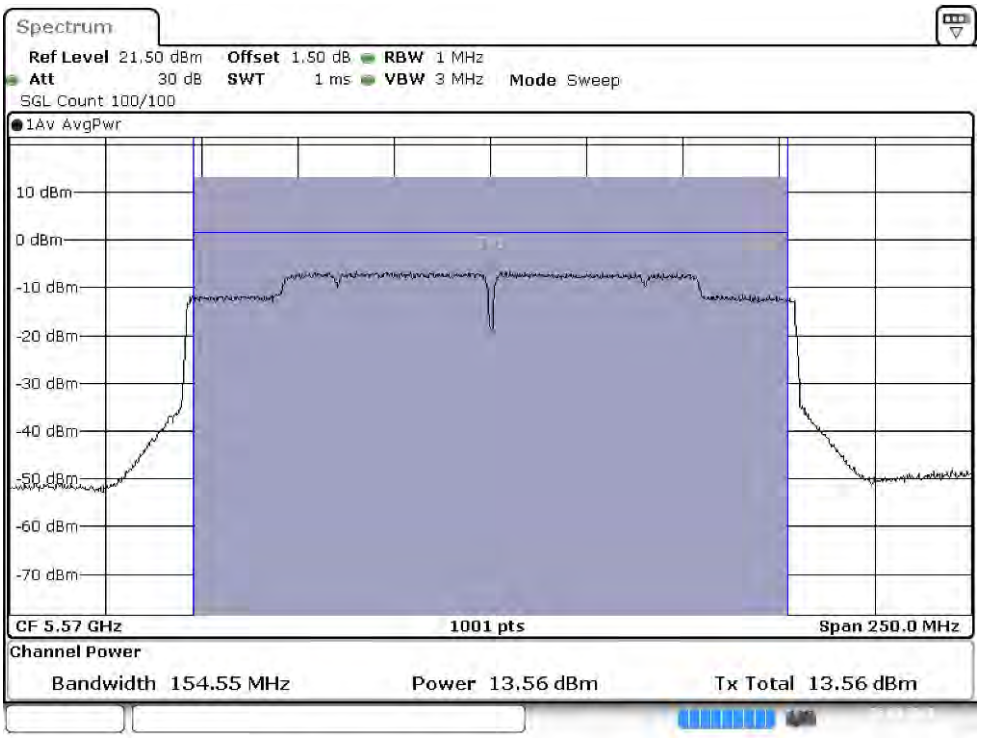

待測物名稱：Intel® Wi-Fi 6 AX201
待測物型號：AX201D2W　　測試項目：峰值發射功率
測試頻道：--　　測試模式：Mode 3: MIMO: 發射器 802.11ax-20BW
檢測器：峰值　　環境溫度：21 ℃
測試日期：108 年 03 月 08 日　　環境濕度：53 %

Chain A

Cable loss=1.5dB		Maximum conducted output power											
Channel No.	Frequency (MHz)	Data Rate											
		MCS0	MCS1	MCS2	MCS3	MCS4	MCS5	MCS6	MCS7	MCS8	MCS9	MCS10	MCS11
36	5180	15.49	--	--	--	--	--	--	--	--	--	--	--
44	5220	17.95	17.84	17.76	17.63	17.52	17.41	17.38	17.24	17.16	17.09	16.95	16.87
48	5240	17.95	--	--	--	--	--	--	--	--	--	--	--
52	5260	17.82	--	--	--	--	--	--	--	--	--	--	--
60	5300	17.96	17.81	17.73	17.64	17.51	17.44	17.35	17.28	17.12	17.01	16.92	16.84
64	5320	17.70	--	--	--	--	--	--	--	--	--	--	--
100	5500	15.33	--	--	--	--	--	--	--	--	--	--	--
116	5580	17.86	17.75	17.64	17.58	17.43	17.33	17.28	17.16	17.05	16.93	16.84	16.75
140	5700	14.45	--	--	--	--	--	--	--	--	--	--	--
144(U-NII-2C)	5720	16.64	16.53	16.42	16.31	16.25	16.16	16.07	15.93	15.86	15.74	15.61	15.55
144(U-NII-3)	5720	11.36	11.23	11.17	11.05	10.94	10.82	10.73	10.64	10.51	10.49	10.35	10.22
149	5745	17.74	--	--	--	--	--	--	--	--	--	--	--
157	5785	17.89	17.77	17.61	17.53	17.49	17.35	17.24	17.13	17.08	16.91	16.82	16.71
165	5825	17.88	--	--	--	--	--	--	--	--	--	--	--

Note: Maximum conducted output power Value =Reading value on average power meter + cable loss

Chain B

Cable loss=1.5dB		Maximum conducted output power											
Channel No.	Frequency (MHz)	Data Rate											
		MCS0	MCS1	MCS2	MCS3	MCS4	MCS5	MCS6	MCS7	MCS8	MCS9	MCS10	MCS11
36	5180	15.41	--	--	--	--	--	--	--	--	--	--	--
44	5220	17.72	17.62	17.53	17.44	17.31	17.29	17.15	17.06	16.93	16.85	16.74	16.62
48	5240	17.81	--	--	--	--	--	--	--	--	--	--	--
52	5260	17.78	--	--	--	--	--	--	--	--	--	--	--
60	5300	17.91	17.83	17.72	17.61	17.52	17.49	17.33	17.25	17.16	17.08	16.97	16.84
64	5320	17.94	--	--	--	--	--	--	--	--	--	--	--
100	5500	15.35	--	--	--	--	--	--	--	--	--	--	--
116	5580	17.87	17.75	17.61	17.53	17.49	17.33	17.28	17.14	17.07	16.91	16.82	16.76
140	5700	14.32	--	--	--	--	--	--	--	--	--	--	--
144(U-NII-2C)	5720	16.63	16.55	16.43	16.38	16.29	16.15	16.03	15.96	15.84	15.71	15.62	15.58
144(U-NII-3)	5720	11.39	11.27	11.16	11.07	10.97	10.86	10.73	10.61	10.52	10.48	10.35	10.29
149	5745	17.84	--	--	--	--	--	--	--	--	--	--	--
157	5785	17.87	17.73	17.67	17.52	17.43	17.39	17.25	17.11	17.06	16.96	16.85	16.72
165	5825	17.77	--	--	--	--	--	--	--	--	--	--	--

Note: Maximum conducted output power Value =Reading value on average power meter + cable loss

Maximum conducted output power Measurement:

Channel Number	Frequency (MHz)	99% Bandwidth (MHz)	Chain A Power (dBm)	Chain B Power (dBm)	Output Power (dBm)	Output Power Limit	
						(dBm)	dBm+10log(BW)
36	5180	--	15.49	15.41	18.46	30	--
44	5220	--	17.95	17.72	20.85	30	--
48	5240	--	17.95	17.81	20.89	30	--
52	5260	19.031	17.82	17.78	20.81	24	23.79
60	5300	19.081	17.96	17.91	20.95	24	23.81
64	5320	19.181	17.70	17.94	20.83	24	23.83
100	5500	19.031	15.33	15.35	18.35	24	23.79
116	5580	19.081	17.86	17.87	20.88	24	23.81
140	5700	19.081	14.45	14.32	17.40	24	23.81
144(U-NII-2C)	5720	14.566	16.64	16.63	19.65	24	22.63
144(U-NII-3)	5720	--	11.36	11.39	14.39	30	--
149	5745	--	17.74	17.84	20.80	30	--
157	5785	--	17.89	17.87	20.89	30	--
165	5825	--	17.88	17.77	20.84	30	--

Note:

1. Output Power (dBm) = 10LOG (Chain A Power (mW)+ Chain B Power (mW))
2. 99% Bandwidth is the bandwidth of chain A or chain B whichever is less bandwidth, output power limitation is more stringent.

99% Occupied Bandwidth:

Channel 52 (Chain A)

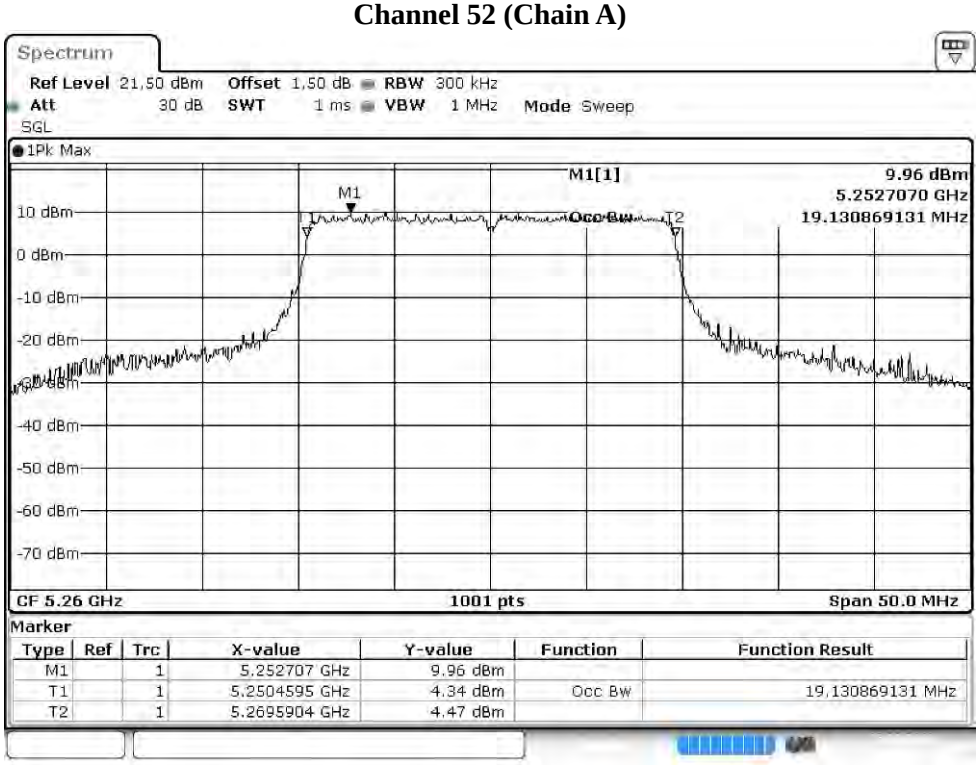

Channel 52 (Chain B)

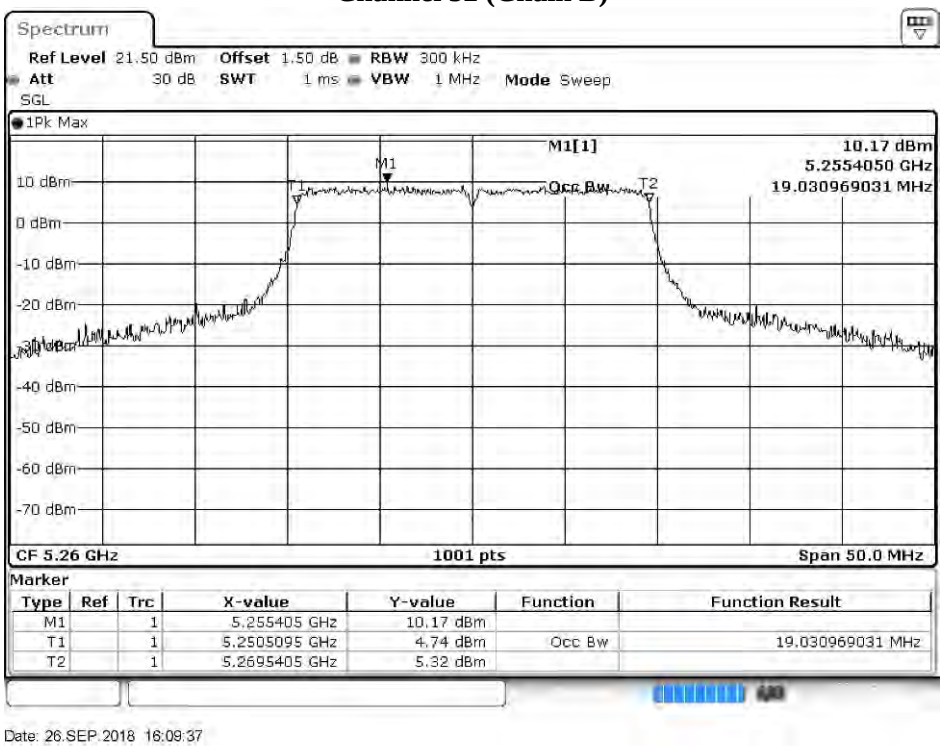

Channel 60 (Chain A)

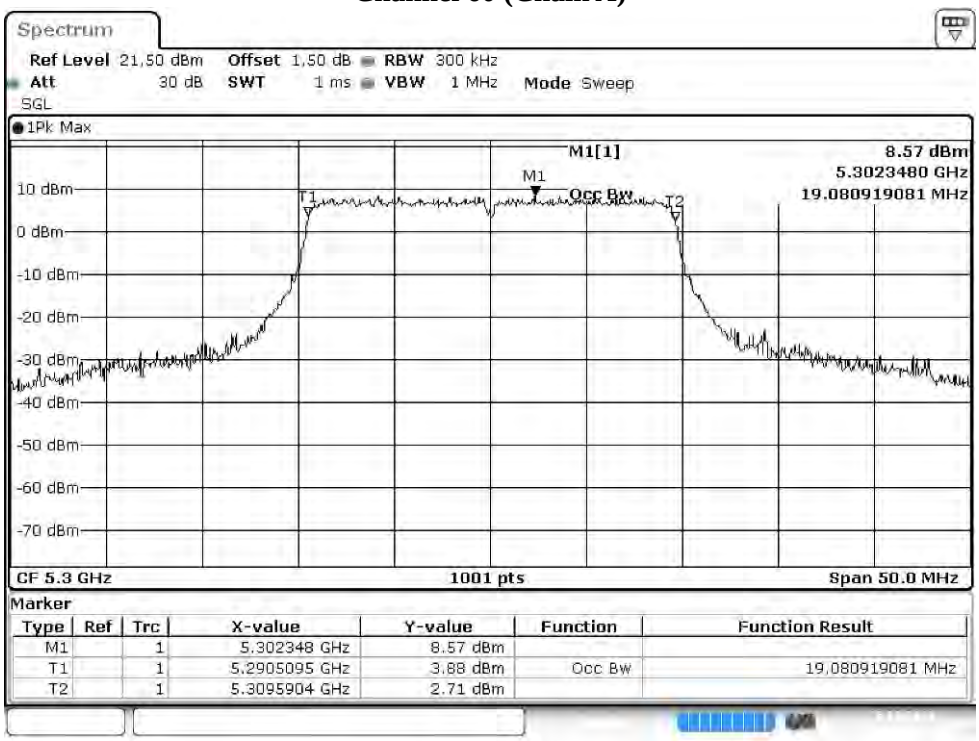

Channel 60 (Chain B)

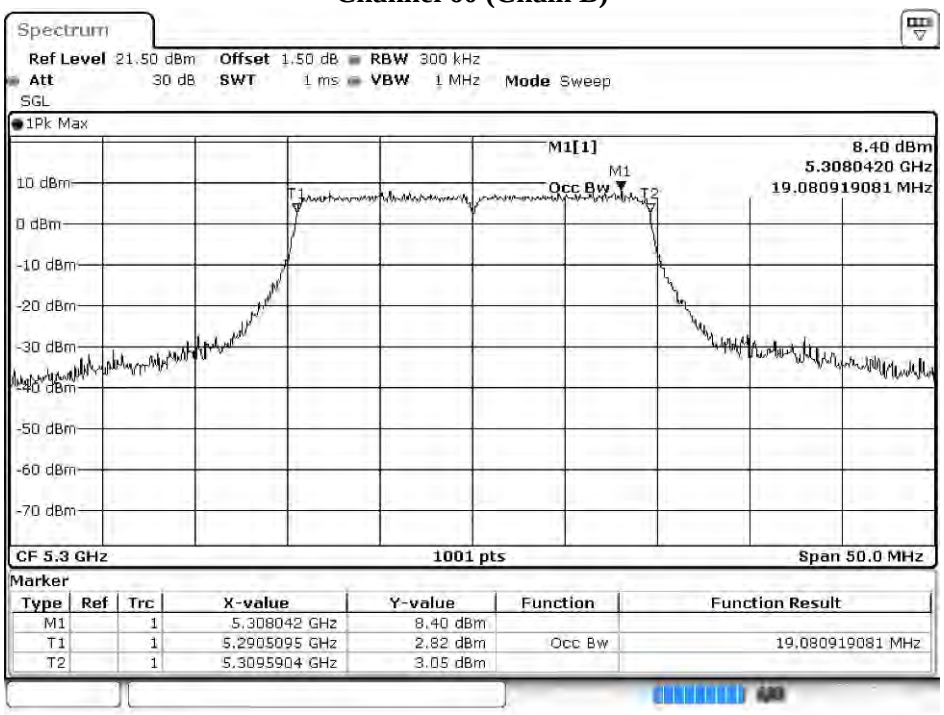

Date: 26.SEP.2018 17:13:20

Channel 64 (Chain A)

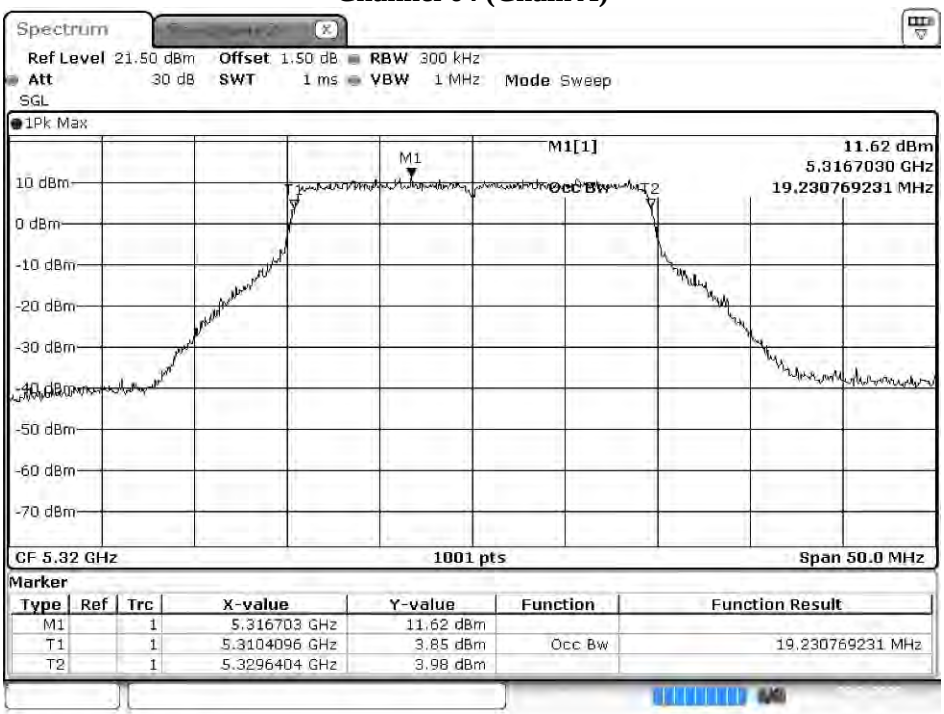

Date: 8.MAR.2019 14:58:54

Channel 64 (Chain B)

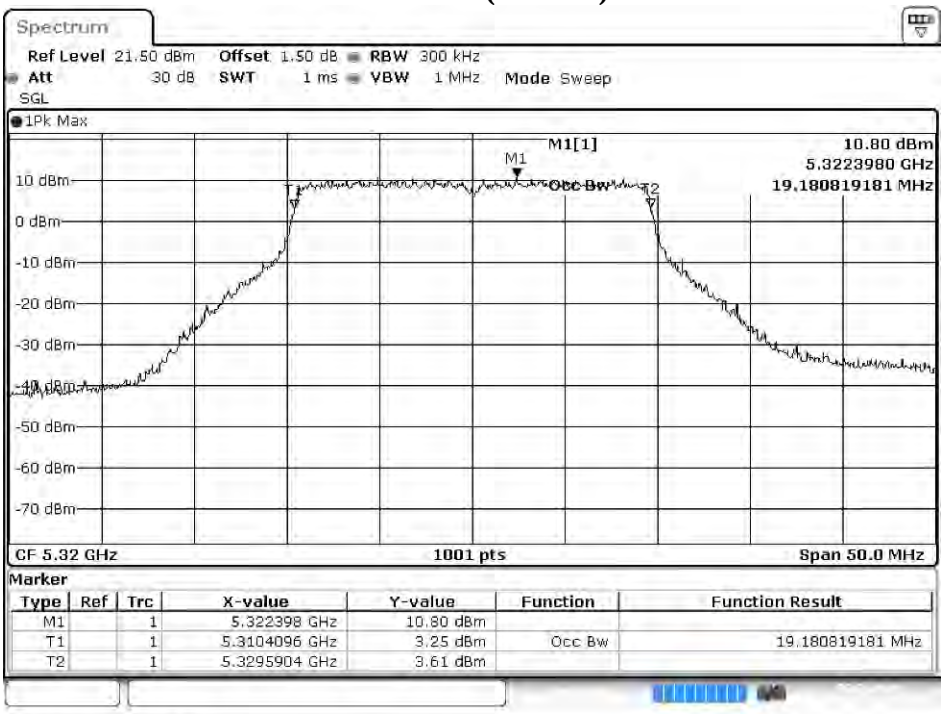

Date: 8.MAR.2019 14:56:29

Channel 100 (Chain A)

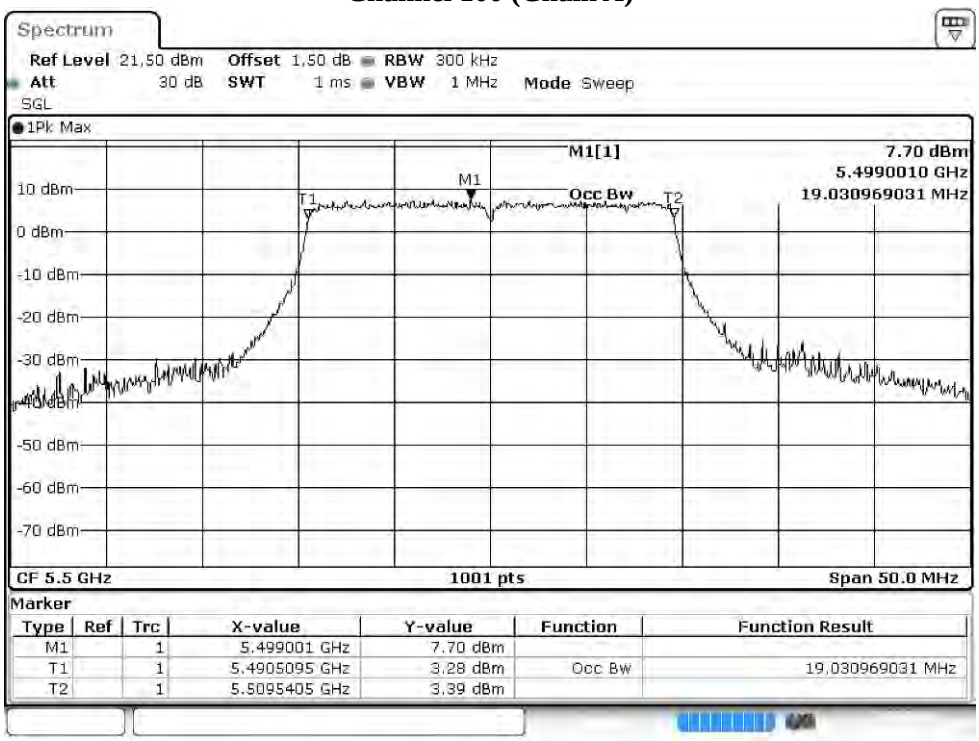

Channel 100 (Chain B)

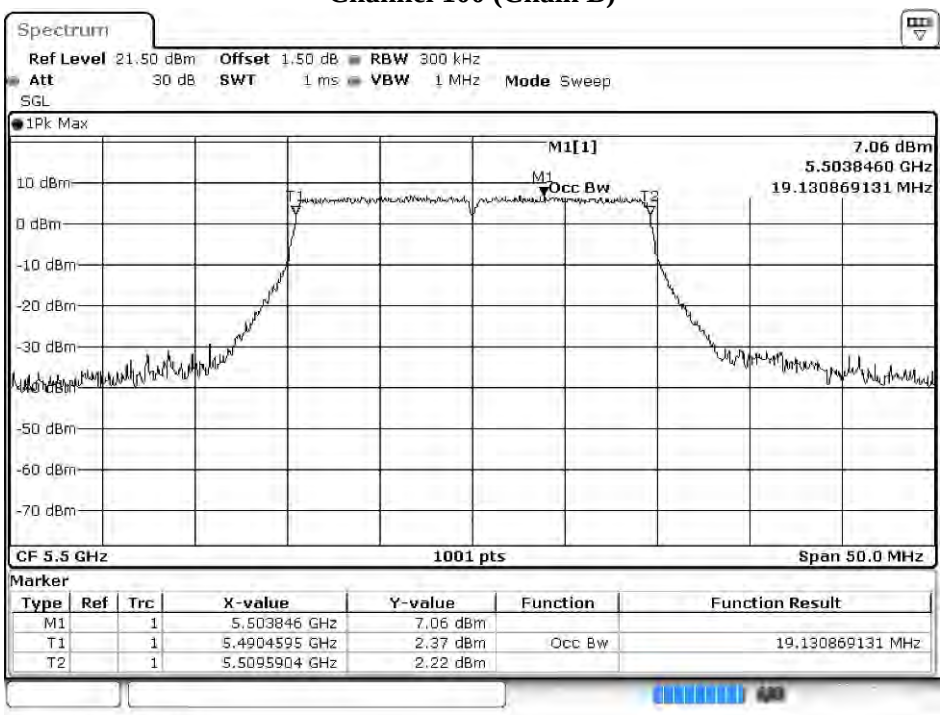

Date: 26.SEP.2018 16:19:37

Channel 116 (Chain A)

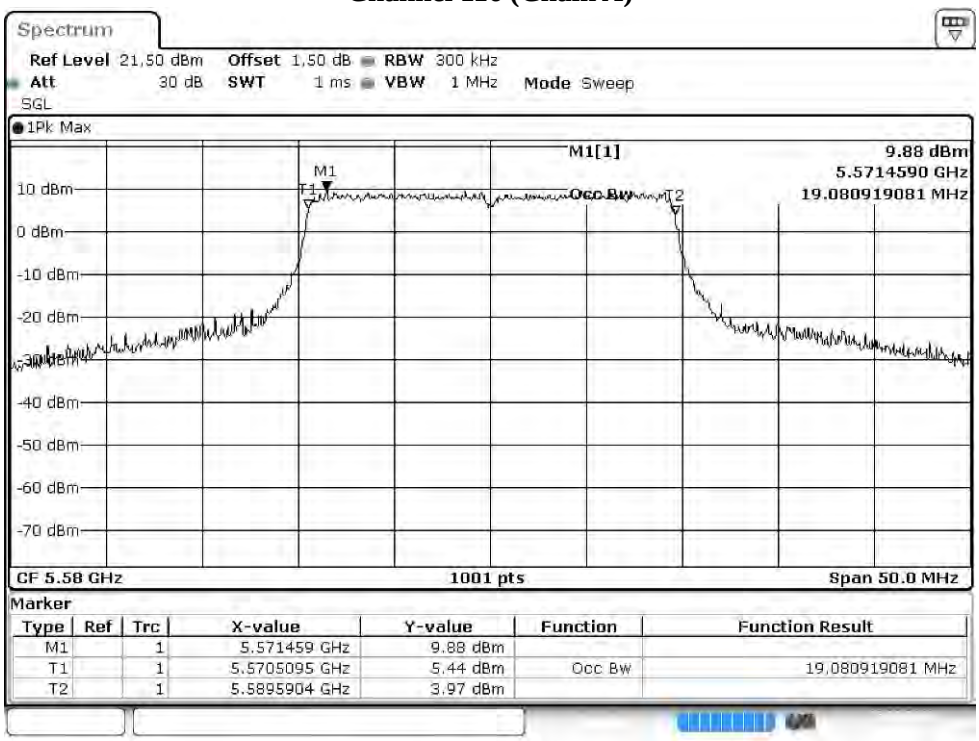

Channel 116 (Chain B)

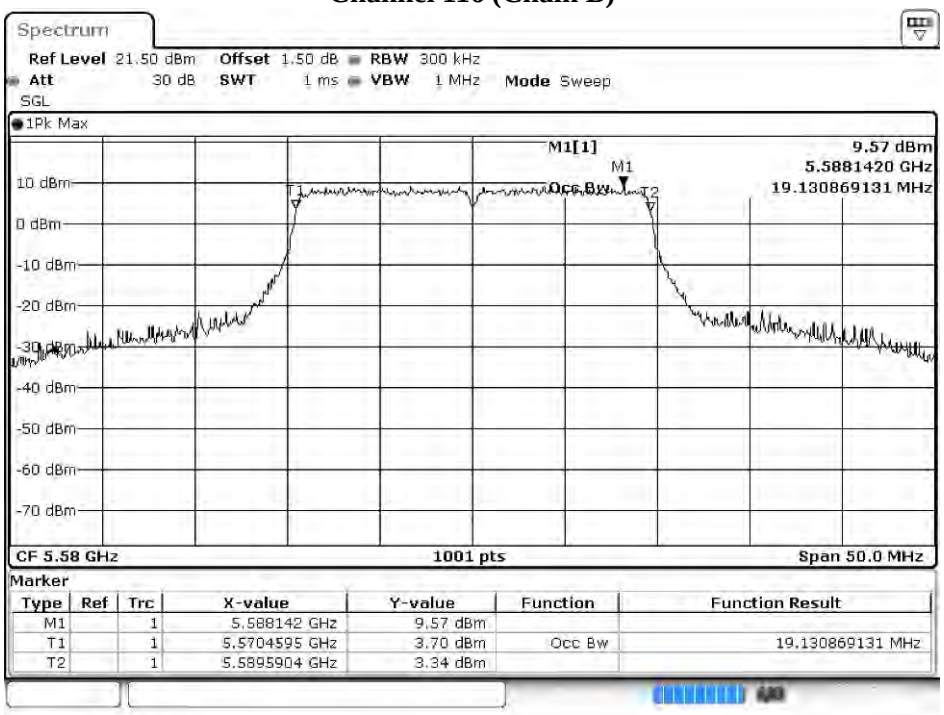

Date: 26.SEP.2018 16:22:38

Channel 140 (Chain A)

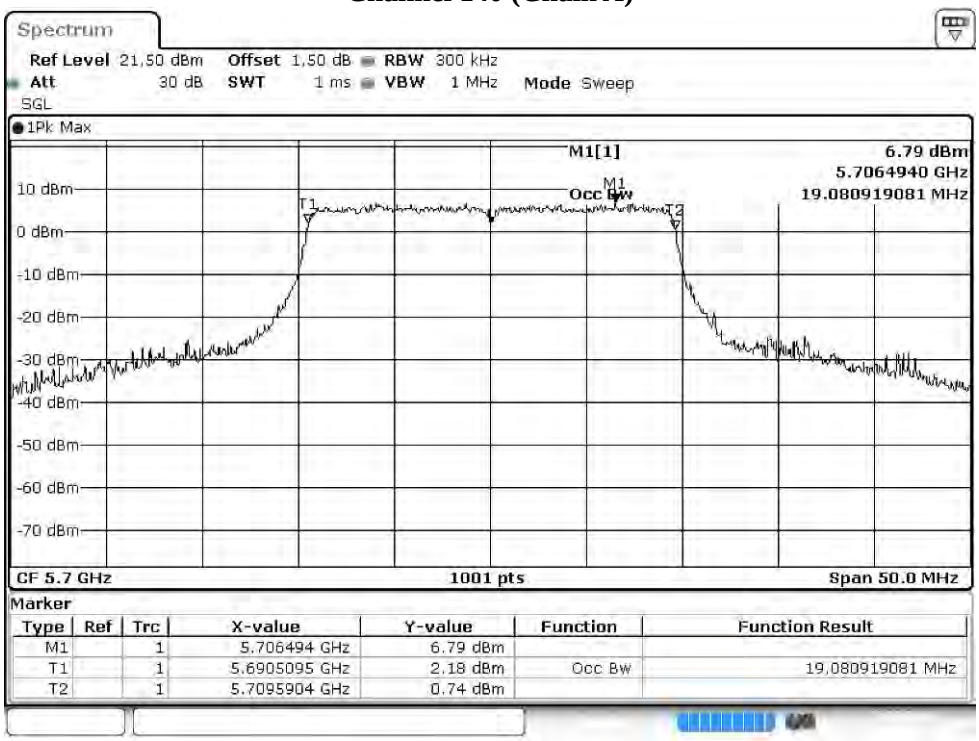

Channel 140 (Chain B)

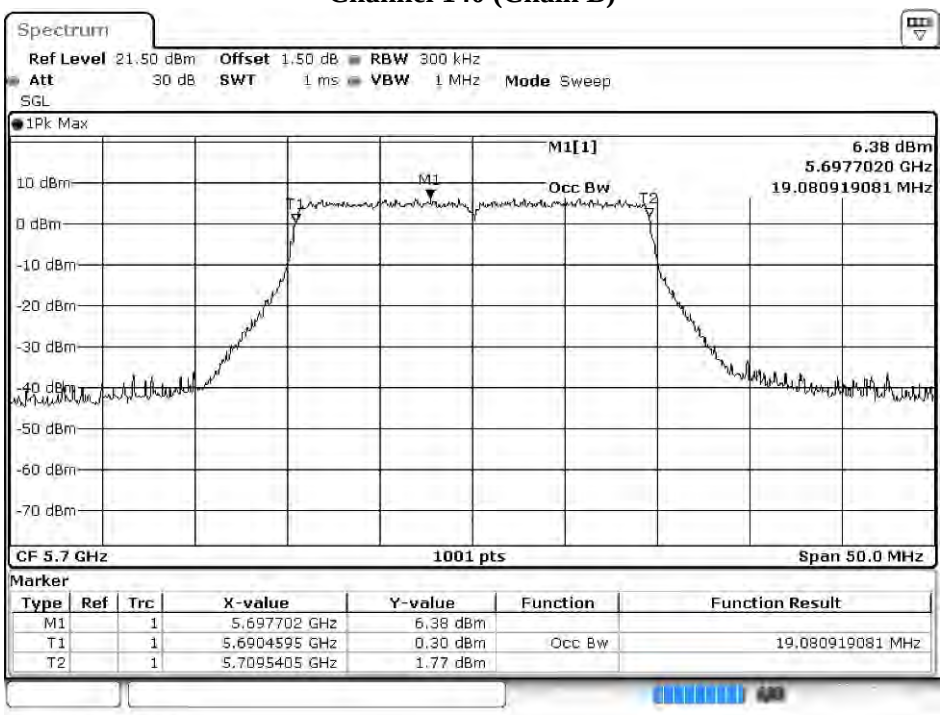

Channel 144 (Chain A)

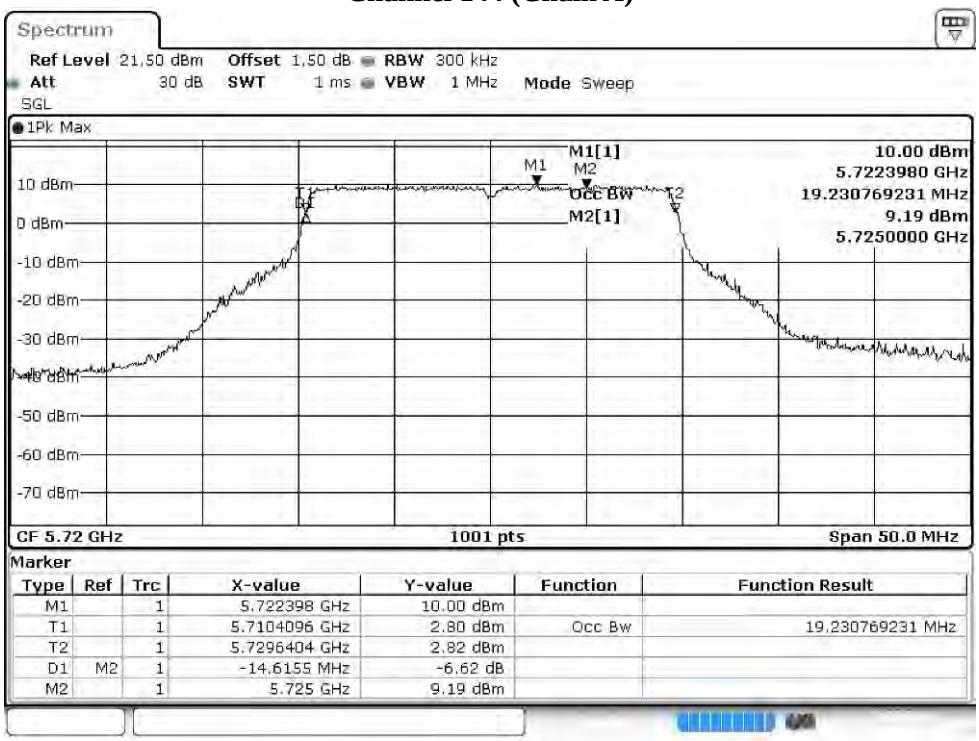

Channel 144 (Chain B)

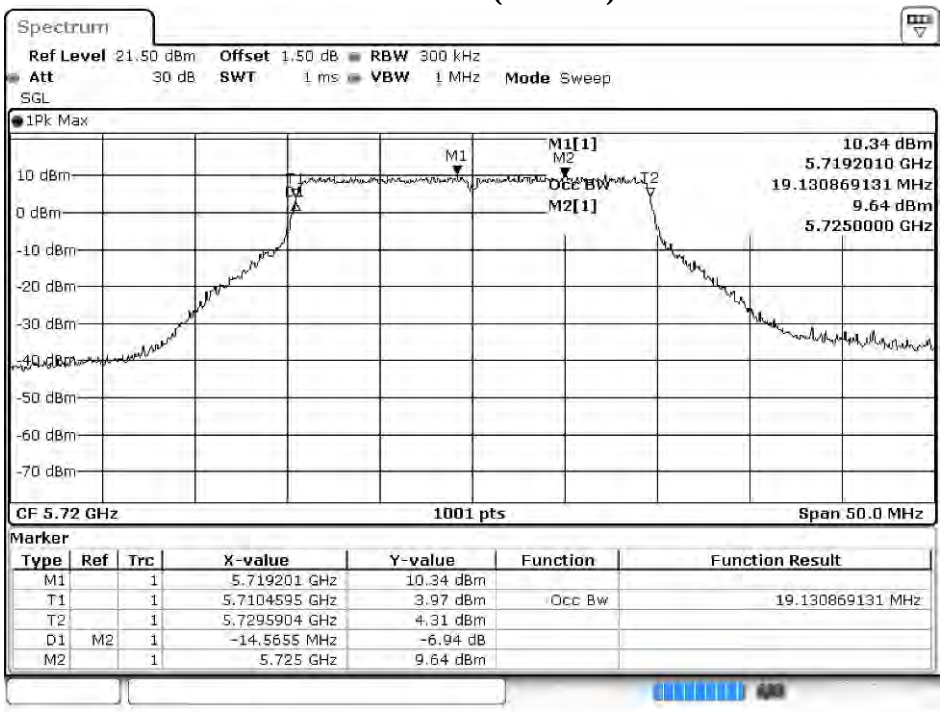

Date: 26.SEP.2018 14:58:50

Maximum conducted output power:

Channel 144 (U-NII-2C) (Chain A)

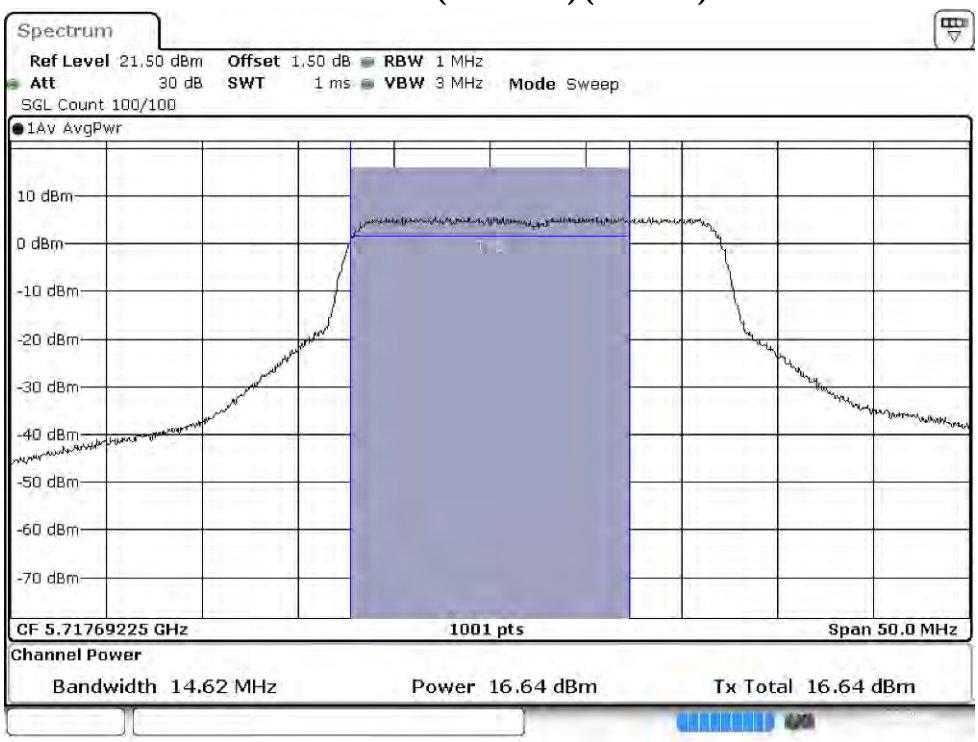

Maximum conducted output power:

Channel 144 (U-NII-3) (Chain A)

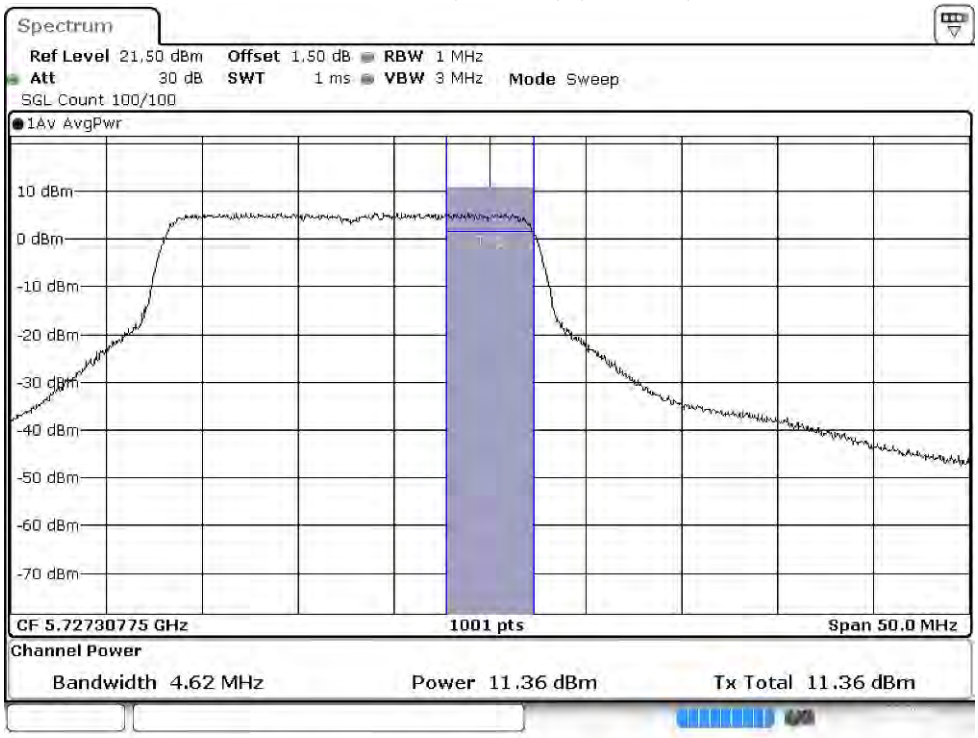

Maximum conducted output power:

Channel 144 (U-NII-2C) (Chain B)

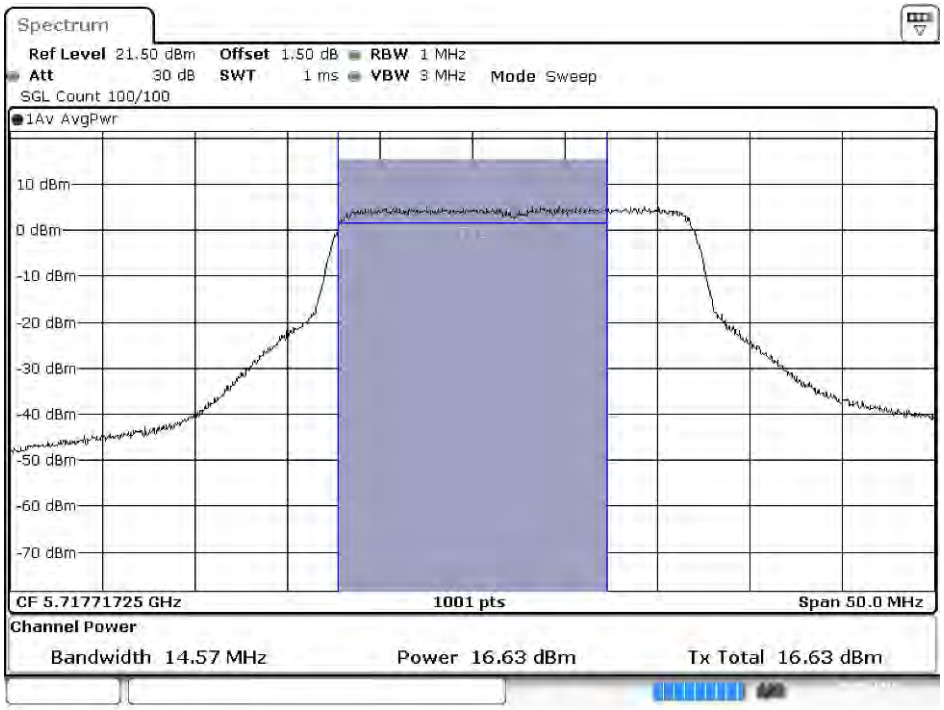

Date: 26.SEP.2018 15:01:47

Maximum conducted output power:

Channel 144 (U-NII-3) (Chain B)

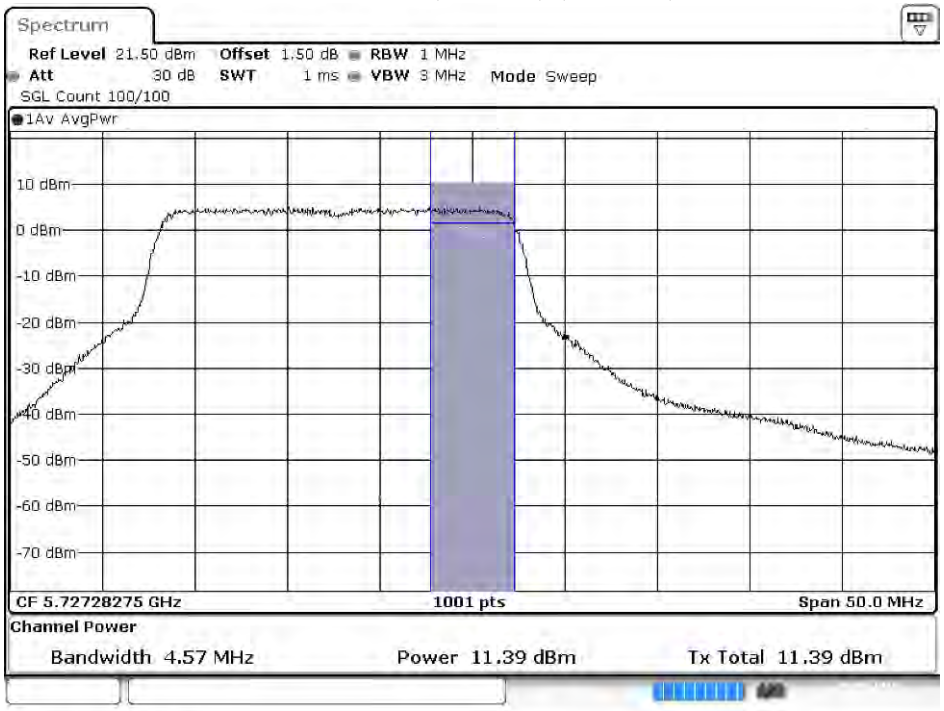

Date: 26.SEP.2018 15:02:09

待測物名稱：Intel® Wi-Fi 6 AX201
待測物型號：AX201D2W　　測試項目：峰值發射功率
測試頻道：--　　測試模式：Mode 3: MIMO: 發射器 802.11ax-40BW
檢測器：峰值　　環境溫度：21 ℃
測試日期：108 年 03 月 08 日　　環境濕度：53 %

Chain A

Cable loss=1.5dB		Maximum conducted output power											
Channel No.	Frequency (MHz)	Data Rate											
		MCS0	MCS1	MCS2	MCS3	MCS4	MCS5	MCS6	MCS7	MCS8	MCS9	MCS10	MCS11
38	5190	15.48	--	--	--	--	--	--	--	--	--	--	--
46	5230	17.85	17.77	17.64	17.53	17.42	17.36	17.29	17.15	17.04	16.91	16.88	16.72
54	5270	16.11	--	--	--	--	--	--	--	--	--	--	--
62	5310	17.78	17.65	17.53	17.41	17.39	17.28	17.16	17.05	16.91	16.84	16.75	16.64
102	5510	15.75	--	--	--	--	--	--	--	--	--	--	--
110	5550	17.94	17.88	17.76	17.61	17.53	17.45	17.33	17.29	17.15	17.08	16.91	16.83
134	5670	17.34	--	--	--	--	--	--	--	--	--	--	--
142(U-NII-2C)	5710	17.44	17.33	17.28	17.15	17.02	16.95	16.88	16.73	16.62	16.54	16.48	16.37
142(U-NII-3)	5710	8.17	8.06	7.95	7.86	7.74	7.62	7.53	7.41	7.38	7.26	7.11	7.05
151	5755	17.78	--	--	--	--	--	--	--	--	--	--	--
159	5795	17.76	17.65	17.53	17.42	17.39	17.22	17.15	17.09	16.93	16.84	16.72	16.61

Note: Maximum conducted output power Value =Reading value on average power meter + cable loss

Chain B

Cable loss=1.5dB		Maximum conducted output power											
Channel No.	Frequency (MHz)	Data Rate											
		MCS0	MCS1	MCS2	MCS3	MCS4	MCS5	MCS6	MCS7	MCS8	MCS9	MCS10	MCS11
38	5190	15.48	--	--	--	--	--	--	--	--	--	--	--
46	5230	17.82	17.77	17.61	17.59	17.43	17.35	17.24	17.16	17.08	16.92	16.88	16.71
54	5270	16.09	--	--	--	--	--	--	--	--	--	--	--
62	5310	17.92	17.83	17.77	17.62	17.51	17.46	17.33	17.28	17.19	17.04	16.93	16.88
102	5510	15.47	--	--	--	--	--	--	--	--	--	--	--
110	5550	17.90	17.81	17.75	17.68	17.53	17.44	17.35	17.29	17.15	17.06	16.96	16.85
134	5670	17.85	--	--	--	--	--	--	--	--	--	--	--
142(U-NII-2C)	5710	17.28	17.13	17.02	16.91	16.84	16.73	16.66	16.57	16.48	16.39	16.24	16.18
142(U-NII-3)	5710	8.02	7.95	7.83	7.74	7.62	7.51	7.46	7.38	7.25	7.11	7.08	6.93
151	5755	17.90	--	--	--	--	--	--	--	--	--	--	--
159	5795	17.84	17.76	17.64	17.53	17.42	17.31	17.28	17.13	17.05	16.92	16.88	16.74

Note: Maximum conducted output power Value =Reading value on average power meter + cable loss

Maximum conducted output power Measurement:

Channel Number	Frequency (MHz)	99% Bandwidth (MHz)	Chain A Power (dBm)	Chain B Power (dBm)	Output Power (dBm)	Output Power Limit	
						(dBm)	dBm+10log(BW)
38	5190	--	15.48	15.48	18.49	30	--
46	5230	--	17.85	17.82	20.85	30	--
54	5270	37.862	16.11	16.09	19.11	24	26.78
62	5310	37.862	17.78	17.92	20.86	24	26.78
102	5510	37.862	15.75	15.47	18.62	24	26.78
110	5550	37.862	17.94	17.90	20.93	24	26.78
134	5670	37.862	17.34	17.85	20.61	24	26.78
142(U-NII-2C)	5710	33.931	17.44	17.28	20.37	24	26.31
142(U-NII-3)	5710	--	8.17	8.02	11.11	30	--
151	5755	--	17.78	17.90	20.85	30	--
159	5795	--	17.76	17.84	20.81	30	--

Note:

1. Output Power (dBm) = 10LOG (Chain A Power (mW)+ Chain B Power (mW))
2. 99% Bandwidth is the bandwidth of chain A or chain B whichever is less bandwidth, output power limitation is more stringent.

99% Occupied Bandwidth:

Channel 54 (Chain A)

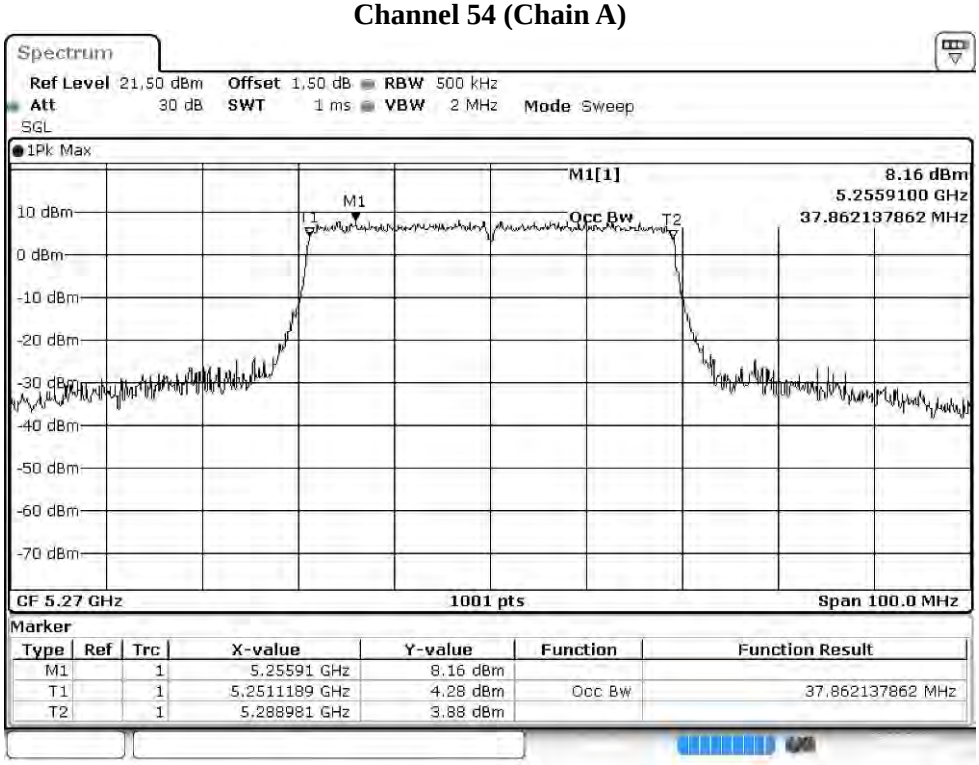

Channel 54 (Chain B)

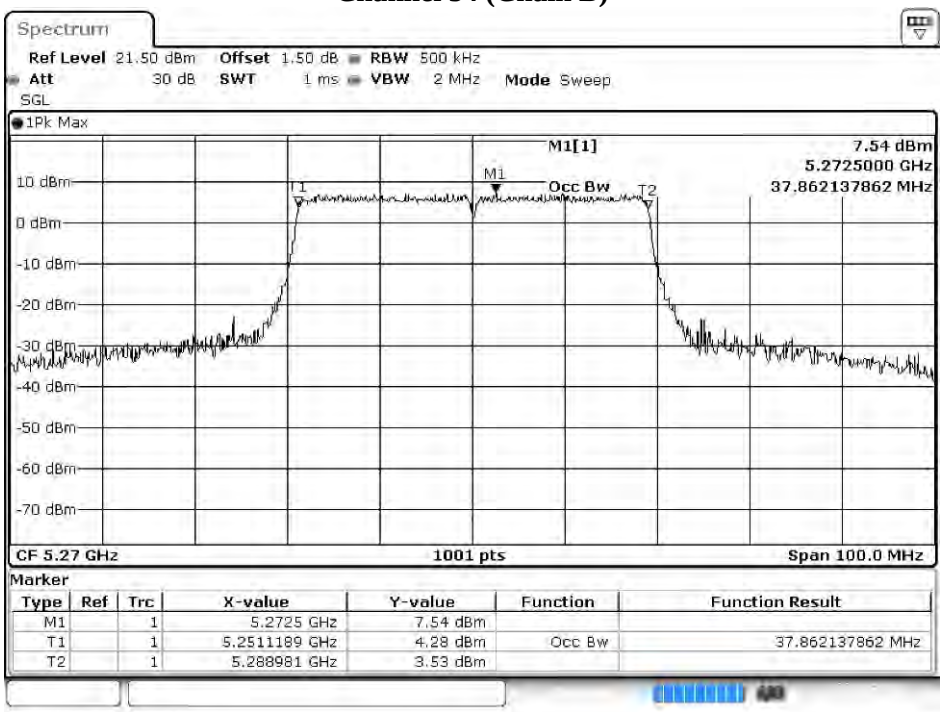

Date: 26.SEP.2018 16:35:51

Channel 62 (Chain A)

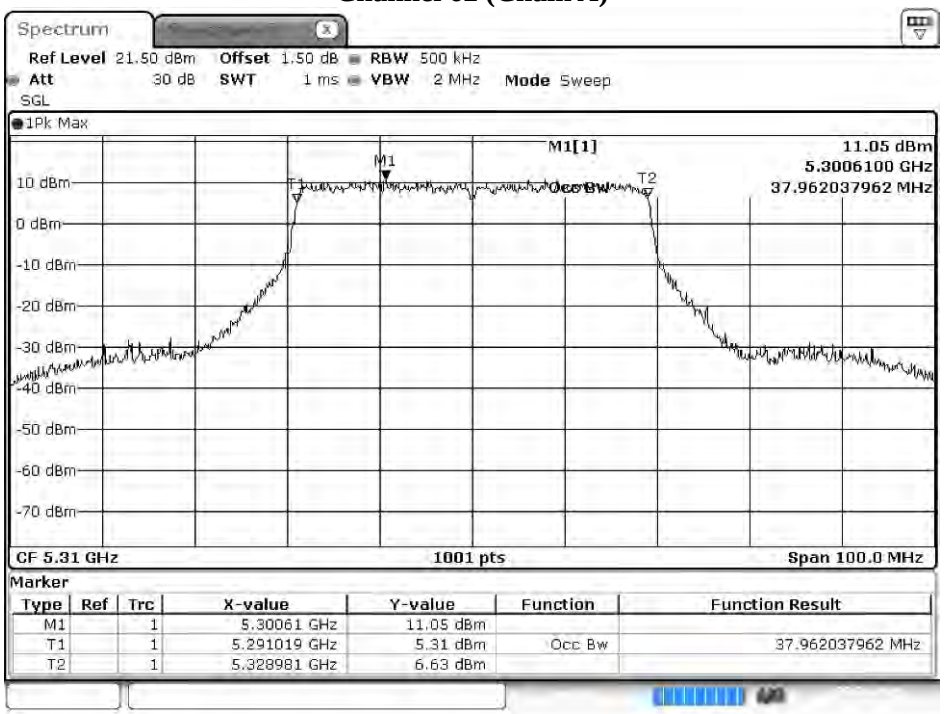

Date: 8.MAR.2019 15:02:30

Channel 62 (Chain B)

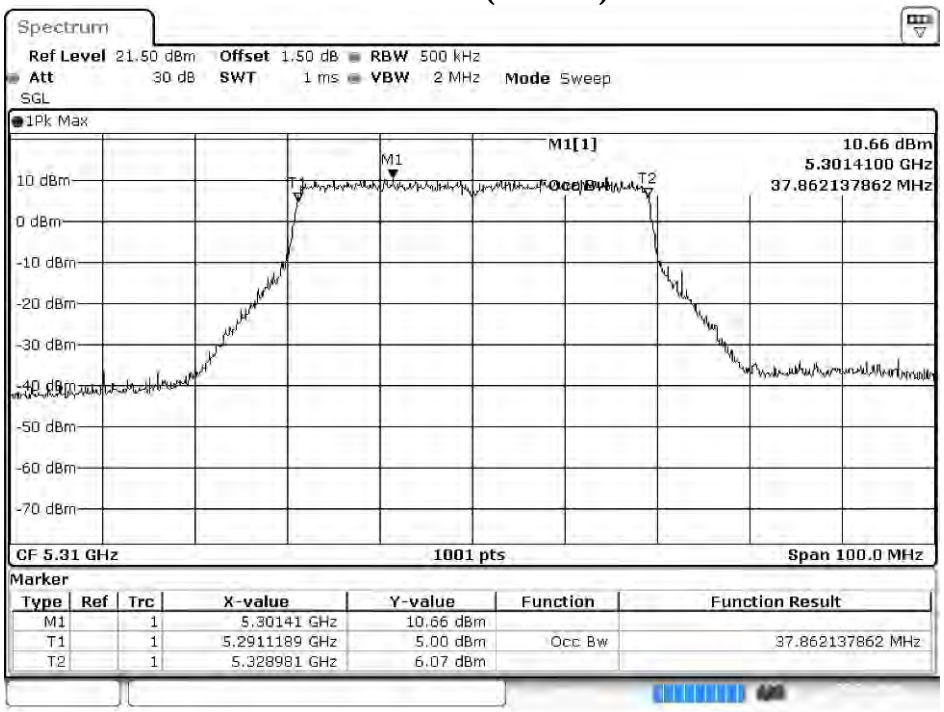

Date: 8.MAR.2019 15:00:05

Channel 102 (Chain A)

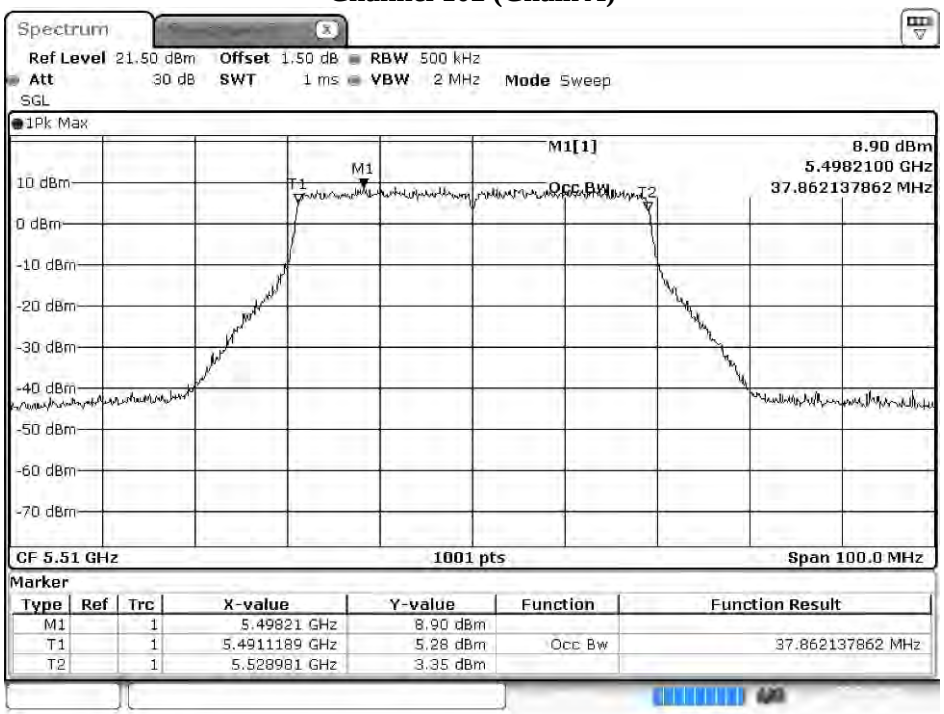

Date: 8.MAR.2019 15:05:28

Channel 102 (Chain B)

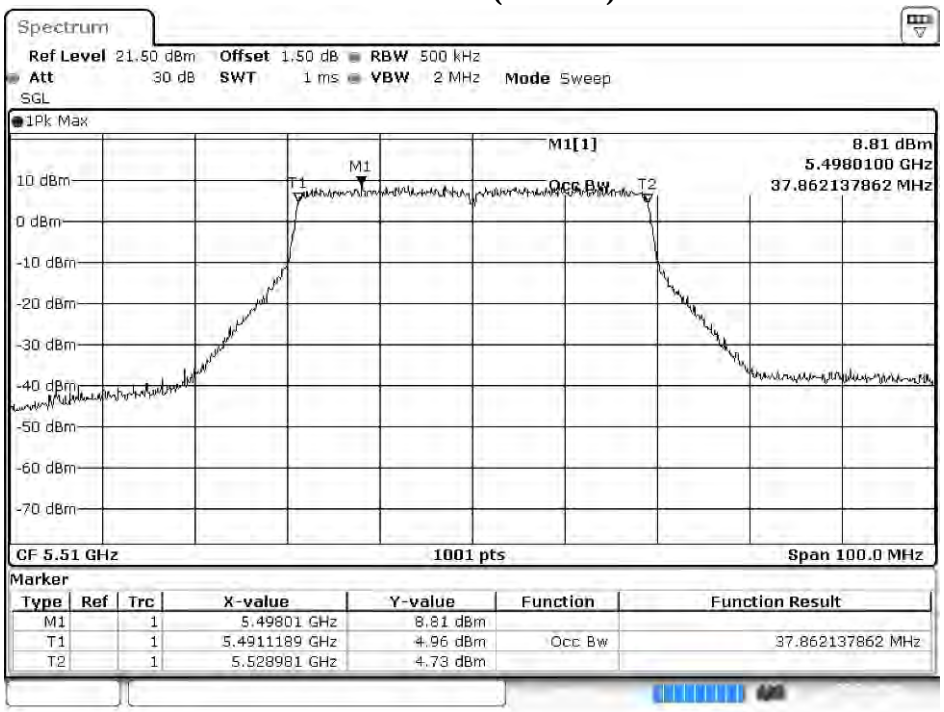

Date: 8.MAR.2019 15:03:03

Channel 110 (Chain A)

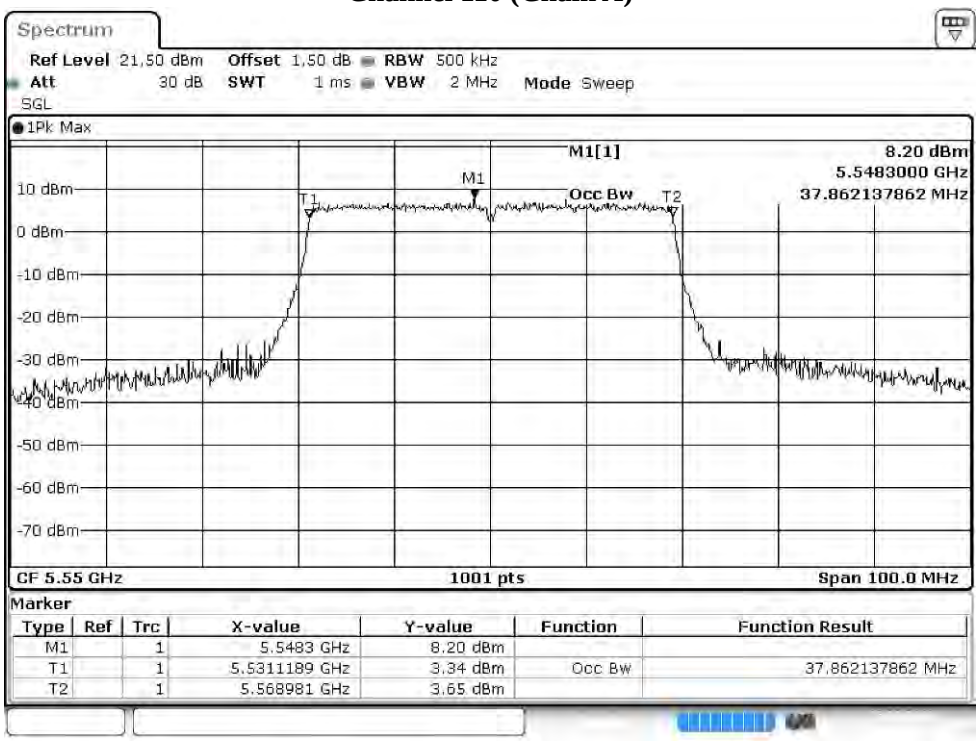

Channel 110 (Chain B)

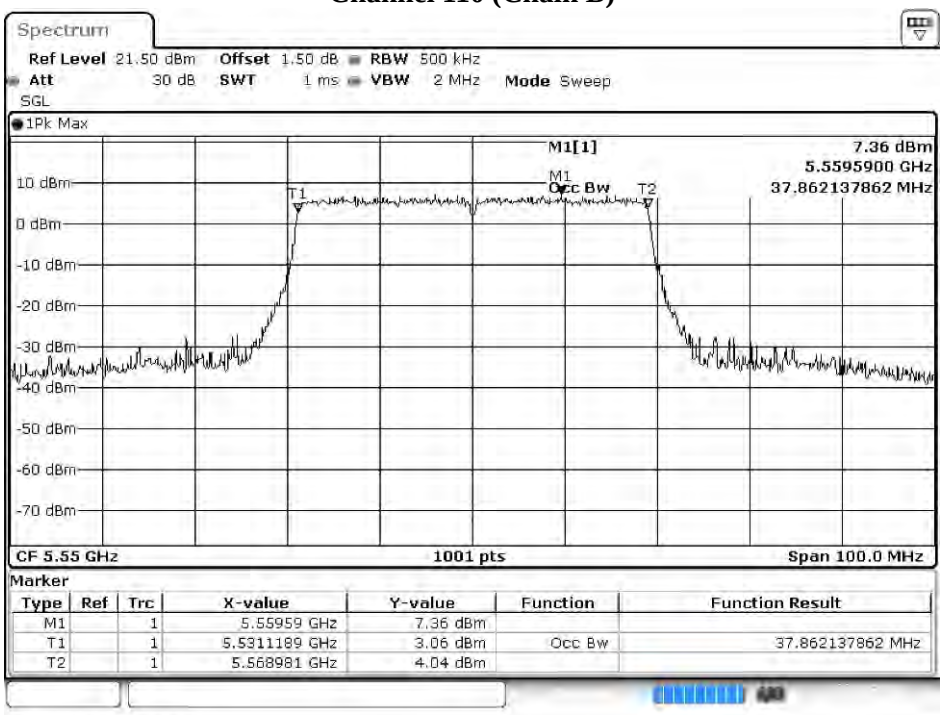

Date: 26.SEP.2018 16:45:07

Channel 134 (Chain A)

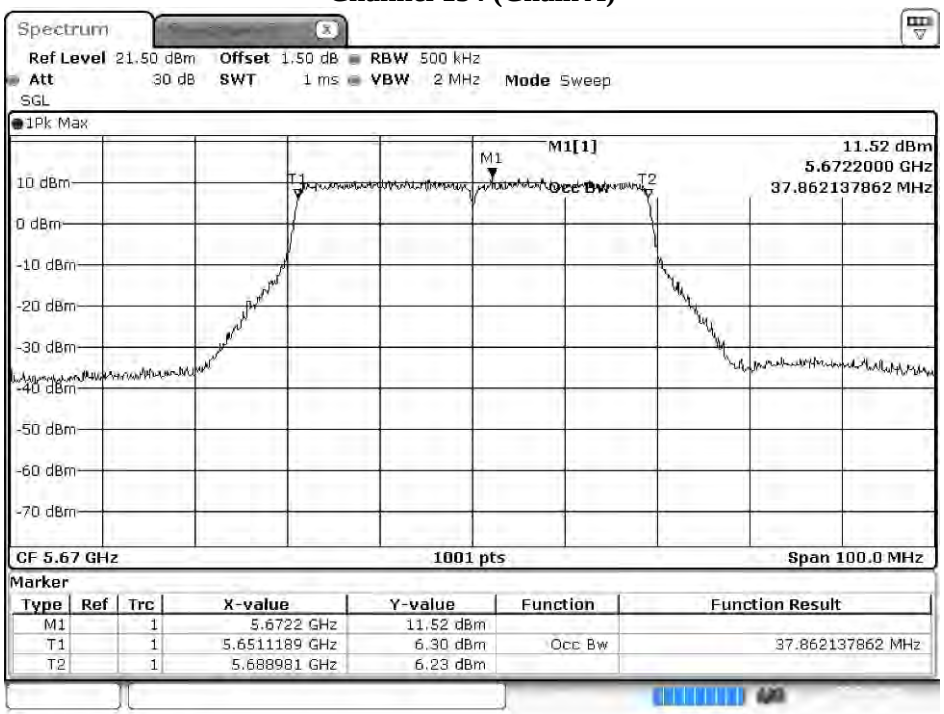

Date: 8.MAR.2019 15:08:33

Channel 134 (Chain B)

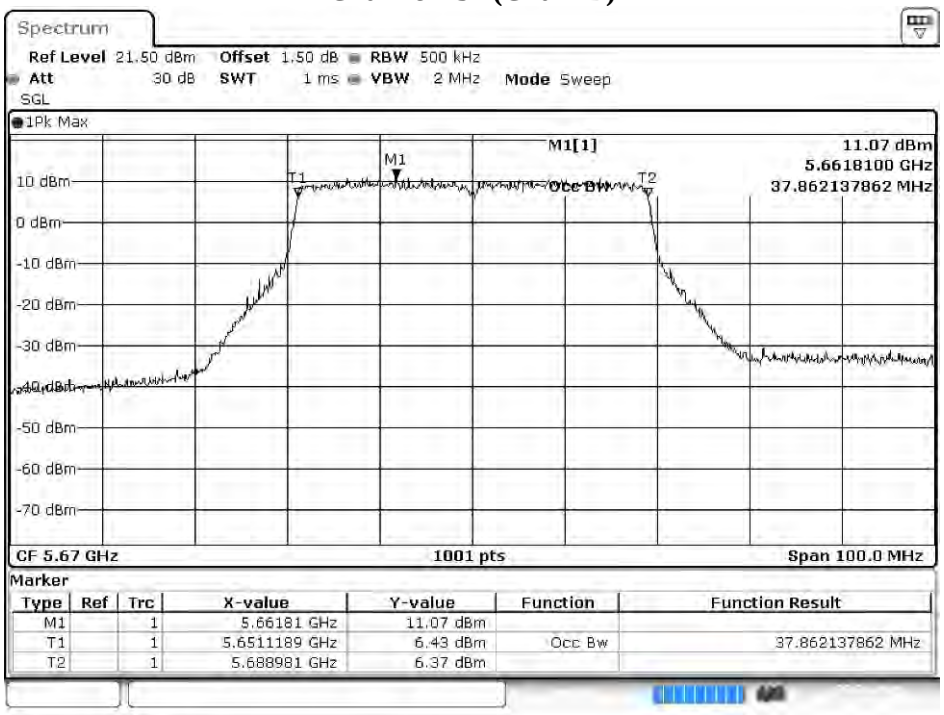

Date: 8.MAR.2019 15:06:08

Channel 142 (Chain A)

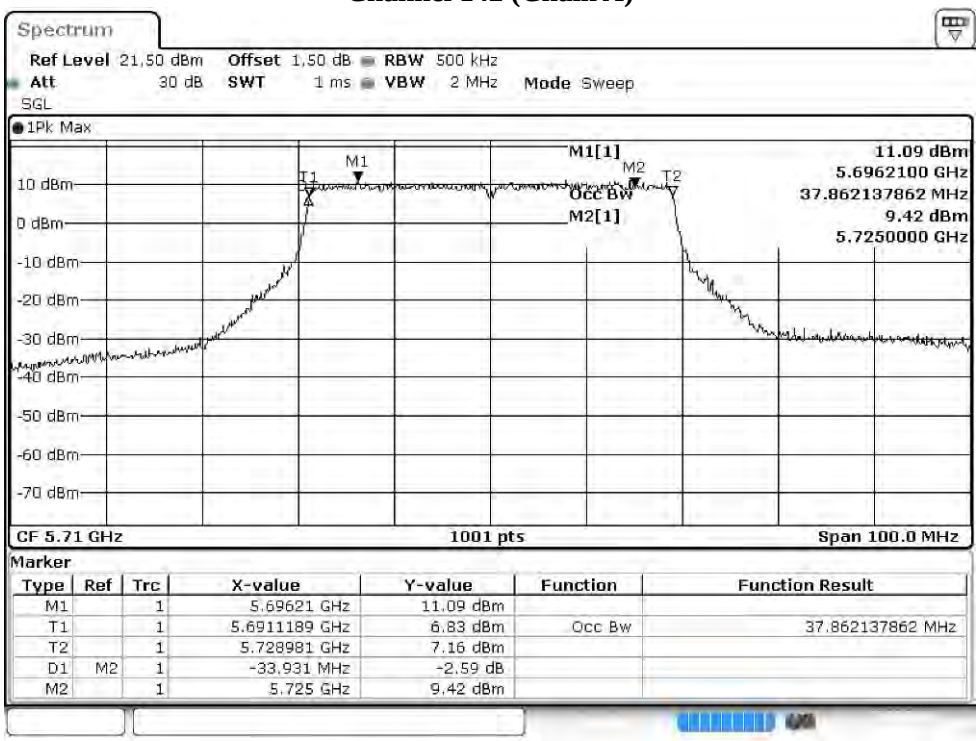

Marker

Type	Ref	Trc	X-value	Y-value	Function	Function Result
M1		1	5.69621 GHz	11.09 dBm		
T1		1	5.6911189 GHz	6.83 dBm	Occ Bw	37.862137862 MHz
T2		1	5.728981 GHz	7.16 dBm		
D1	M2	1	-33.931 MHz	-2.59 dB		
M2		1	5.725 GHz	9.42 dBm		

Channel 142 (Chain B)

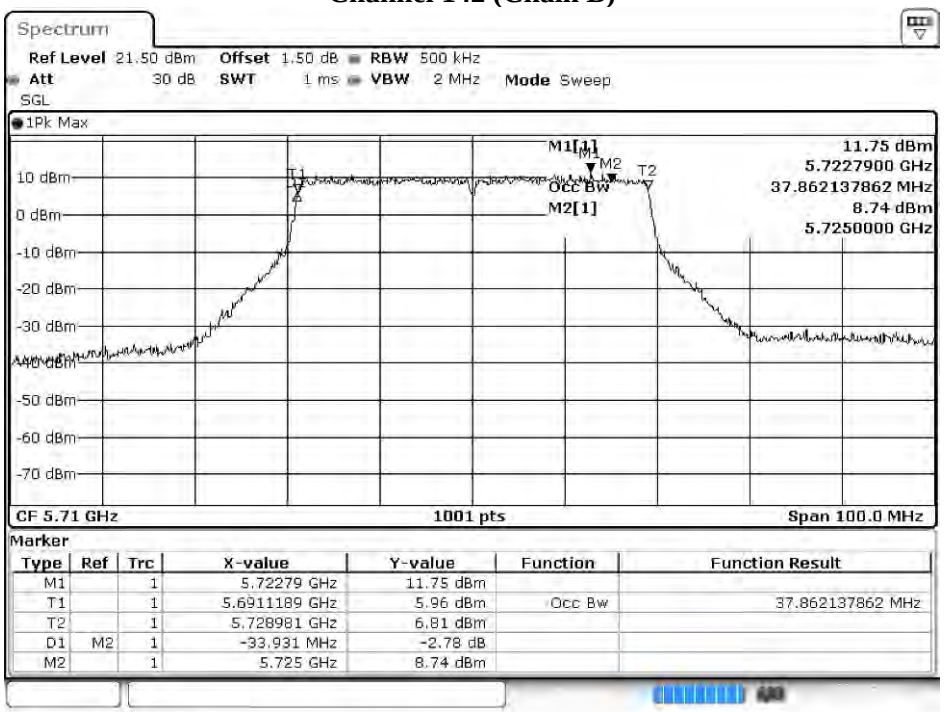

Marker

Type	Ref	Trc	X-value	Y-value	Function	Function Result
M1		1	5.72279 GHz	11.75 dBm		
T1		1	5.6911189 GHz	5.96 dBm	Occ Bw	37.862137862 MHz
T2		1	5.728981 GHz	6.81 dBm		
D1	M2	1	-33.931 MHz	-2.78 dB		
M2		1	5.725 GHz	8.74 dBm		

Date: 26.SEP.2018 15:03:35

Maximum conducted output power:

Channel 142(U-NII-2C) (Chain A)

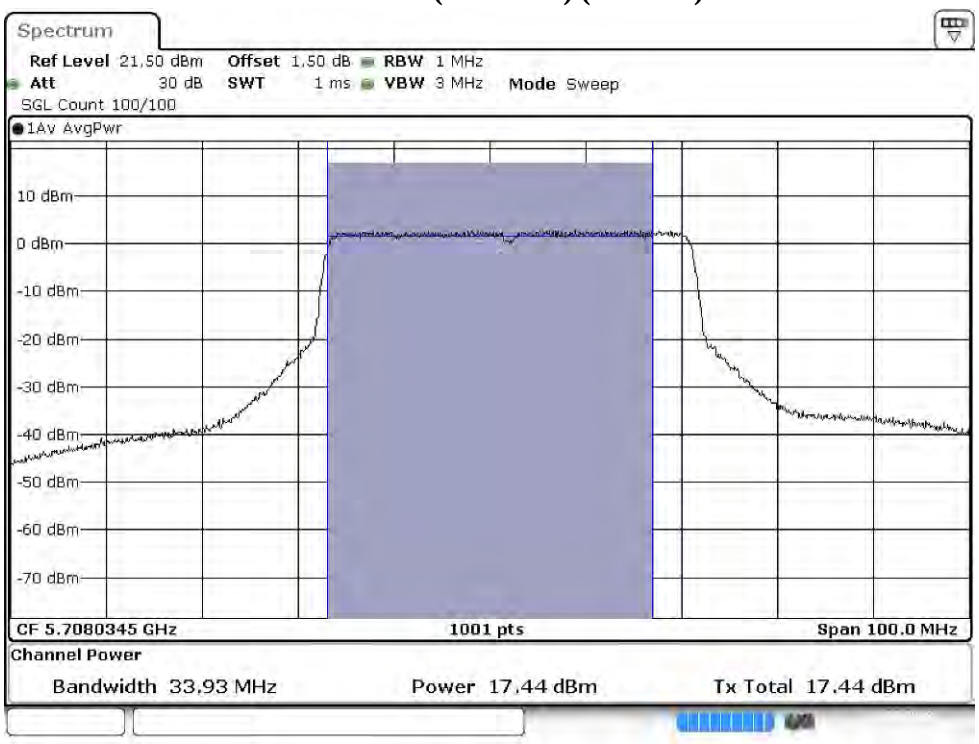

Maximum conducted output power:

Channel 142(U-NII-3) (Chain A)

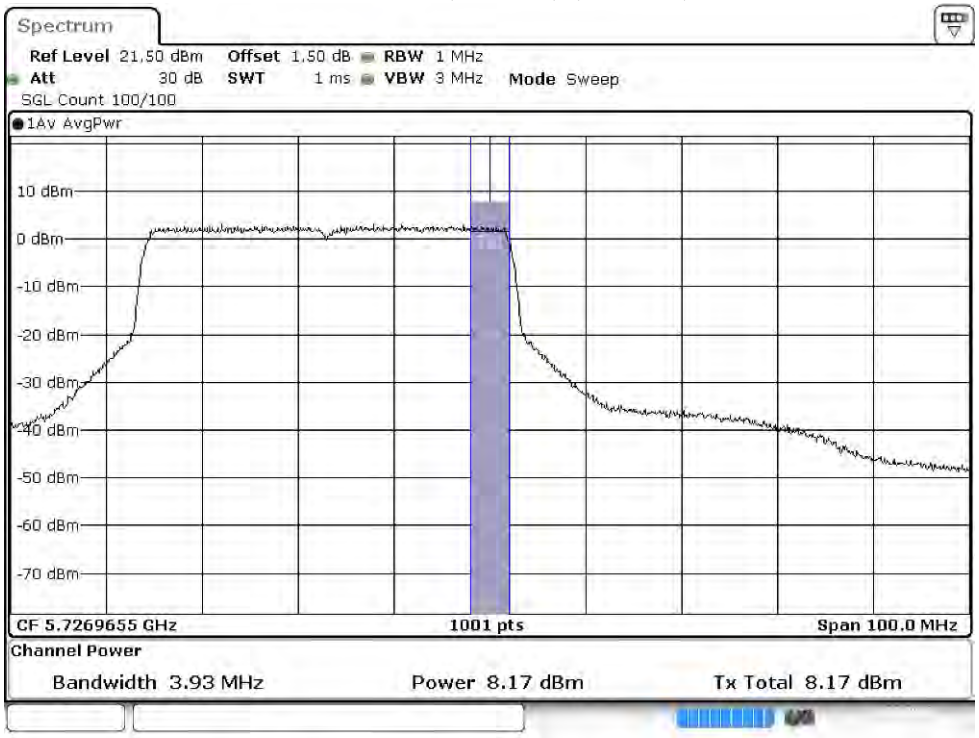

Maximum conducted output power:

Channel 142(U-NII-2C) (Chain B)

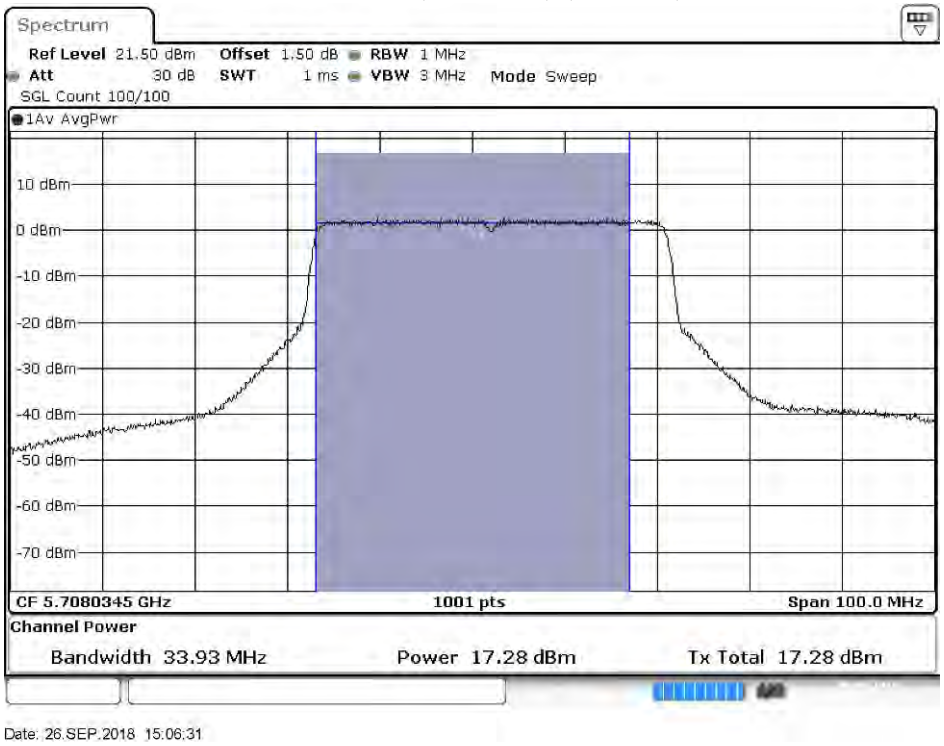

Maximum conducted output power:

Channel 142(U-NII-3) (Chain B)

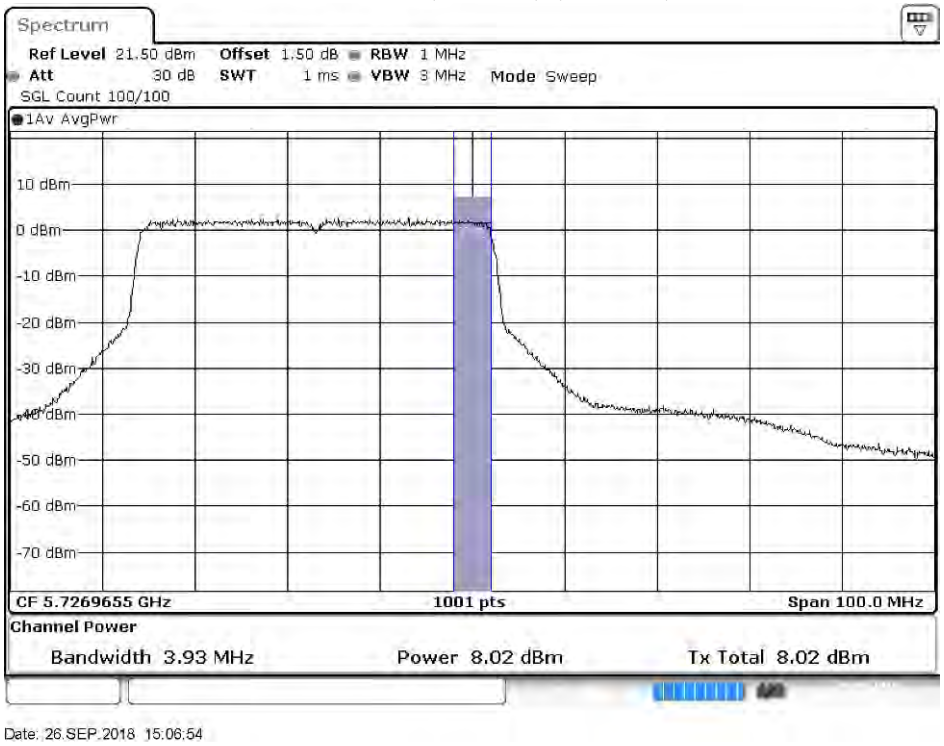

待測物名稱：Intel® Wi-Fi 6 AX201
待測物型號：AX201D2W　　測試項目：峰值發射功率
測試頻道：--　　測試模式：Mode 3: MIMO: 發射器 802.11ax-80BW
6 dB 頻寬：1MHz　　視頻頻寬：3MHz
檢測器：峰值　　環境溫度：21 ℃
測試日期：107 年 09 月 27 日　　環境濕度：53 %

Chain A

Cable loss=1.5dB		Maximum conducted output power											
Channel No	Frequency (MHz)	Data Rate											
		MCS0	MCS1	MCS2	MCS3	MCS4	MCS5	MCS6	MCS7	MCS8	MCS9	MCS10	MCS11
42	5210	15.23	15.11	15.04	14.93	14.87	14.74	14.65	14.52	14.48	14.32	14.29	14.12
58	5290	14.00	13.96	13.86	13.74	13.66	13.52	13.44	13.32	13.21	13.17	13.07	12.99
106	5530	15.23	--	--	--	--	--	--	--	--	--	--	--
122	5610	17.85	17.74	17.61	17.55	17.48	17.37	17.26	17.19	17.02	16.96	16.88	16.71
138 (U-NII-2C)	5690	17.83	--	--	--	--	--	--	--	--	--	--	--
138 (U-NII-3)	5690	2.53	--	--	--	--	--	--	--	--	--	--	--
155	5775	15.96	15.82	15.77	15.69	15.53	15.42	15.38	15.22	15.14	15.08	14.94	14.85

Note: Maximum conducted output power Value =Reading value on Spectrum Analyzer + cable loss

Chain B

Cable loss=1.5dB		Maximum conducted output power											
Channel No	Frequency (MHz)	Data Rate											
		MCS0	MCS1	MCS2	MCS3	MCS4	MCS5	MCS6	MCS7	MCS8	MCS9	MCS10	MCS11
42	5210	15.21	15.17	15.02	14.95	14.83	14.79	14.61	14.53	14.44	14.32	14.27	14.16
58	5290	14.16	14.02	13.98	13.85	13.75	13.67	13.52	13.41	13.39	13.26	13.18	13.07
106	5530	15.23	--	--	--	--	--	--	--	--	--	--	--
122	5610	17.97	17.82	17.74	17.66	17.53	17.42	17.38	17.22	17.14	17.08	16.98	16.83
138 (U-NII-2C)	5690	17.81	--	--	--	--	--	--	--	--	--	--	--
138 (U-NII-3)	5690	3.25	--	--	--	--	--	--	--	--	--	--	--
155	5775	15.97	15.82	15.77	15.64	15.51	15.47	15.33	15.29	15.15	15.11	15.02	14.94

Note: Maximum conducted output power Value =Reading value on Spectrum Analyzer + cable loss

Maximum conducted output power Measurement:

Channel No	Frequency Range (MHz)	99% Bandwidth (MHz)	Chain A Power (dBm)	Chain B Power (dBm)	Output Power (dBm)	Output Power Limit	
						(dBm)	dBm+10log(BW)
42	5210	--	15.23	15.21	18.23	30	--
58	5290	76.523	14.00	14.16	17.09	24	29.84
106	5530	76.523	15.23	15.23	18.24	24	29.84
122	5610	76.723	17.85	17.97	20.92	24	29.85
138 (U-NII-2C)	5690	73.362	17.83	17.81	20.83	24	29.65
138 (U-NII-3)	5690	--	2.53	3.25	5.92	30	--
155	5775	--	15.96	15.97	18.98	30	--

Note:

1. Output Power (dBm) = 10LOG (Chain A Power (mW)+ Chain B Power (mW))
2. 99% Bandwidth is the bandwidth of chain A or chain B whichever is less bandwidth, output power limitation is more stringent.

99% Occupied Bandwidth:

Channel 58 (Chain A)

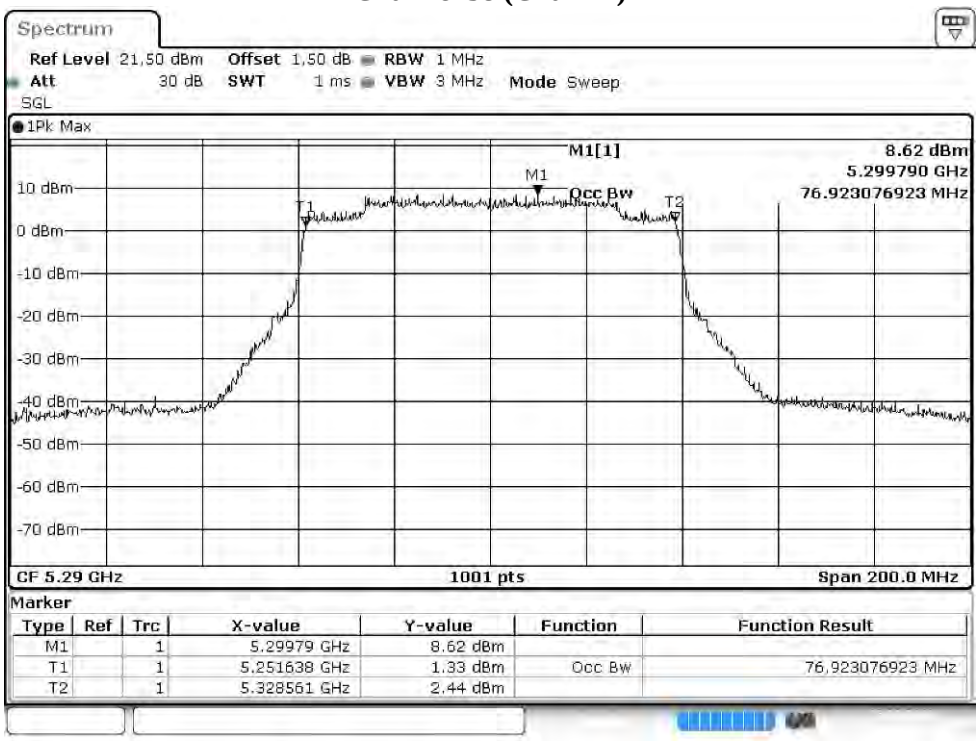

Channel 58 (Chain B)

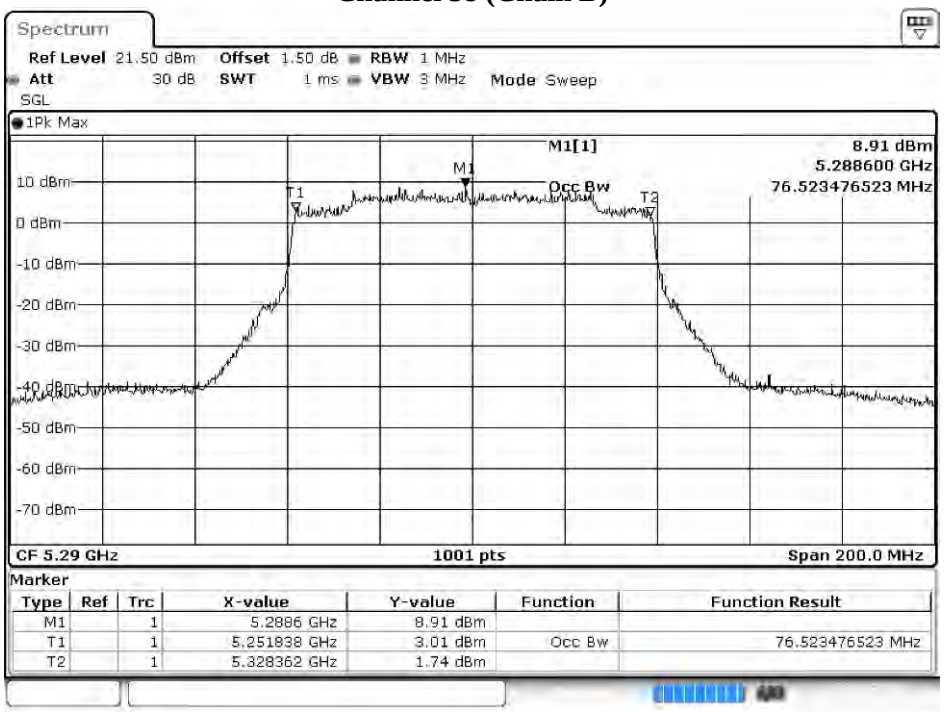

Date: 26.SEP.2018 15:12:43

Channel 106 (Chain A)

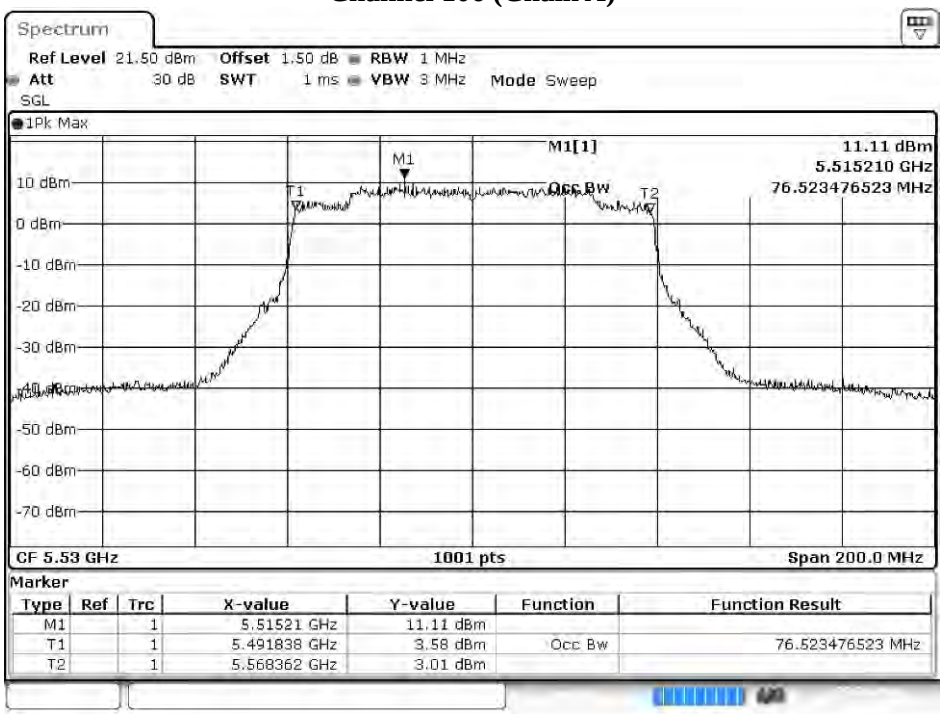

Date: 9.OCT.2018 13:34:36

Channel 106 (Chain B)

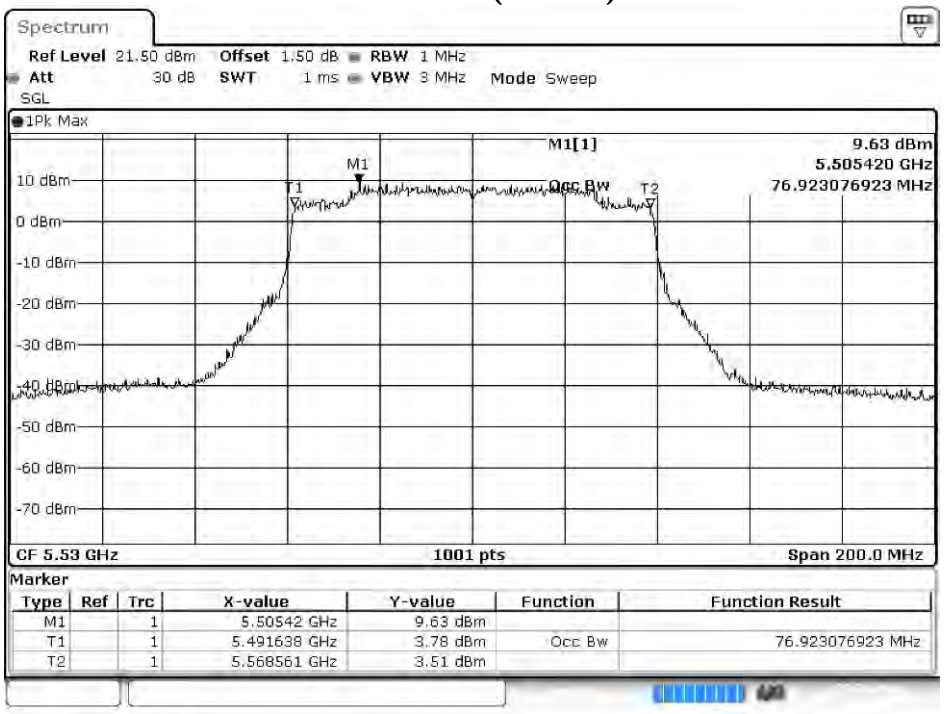

Date: 9.OCT.2018 13:38:16

Channel 122 (Chain A)

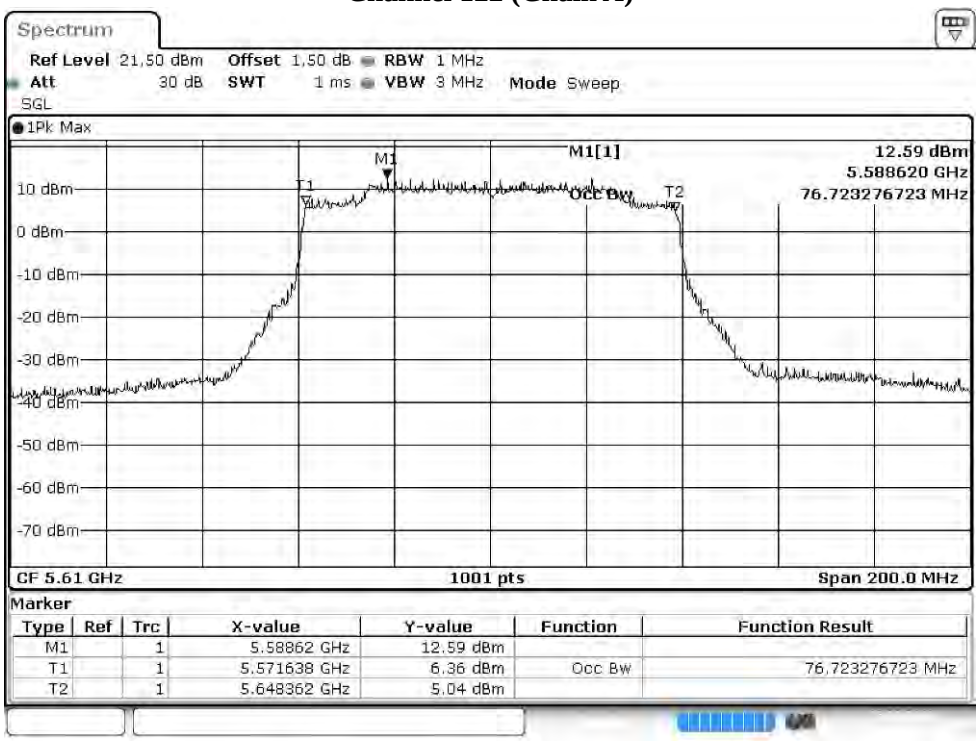

Channel 122 (Chain B)

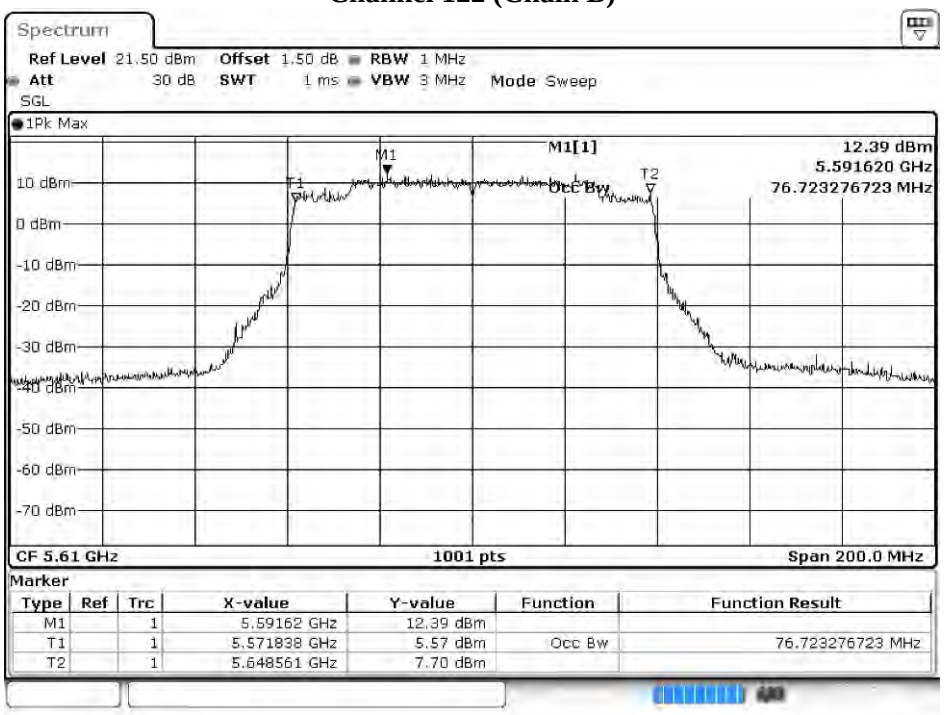

Date: 26.SEP.2018 15:18:59

Channel 138 (Chain A)

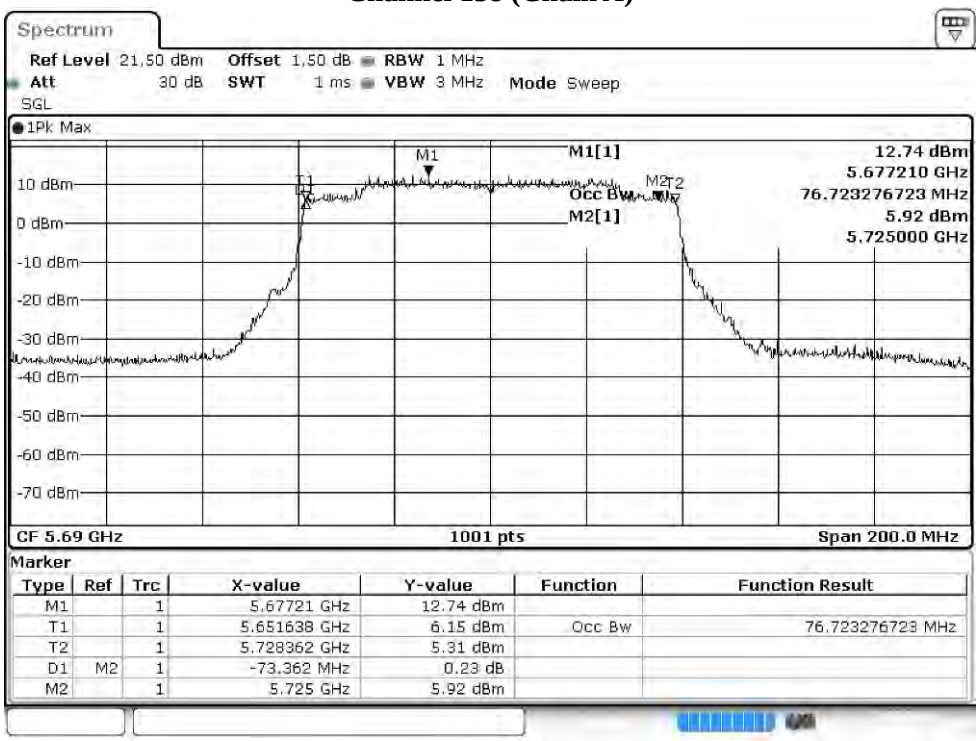

Marker

Type	Ref	Trc	X-value	Y-value	Function	Function Result
M1		1	5.67721 GHz	12.74 dBm		
T1		1	5.651638 GHz	6.15 dBm	Occ Bw	76.723276723 MHz
T2		1	5.728362 GHz	5.31 dBm		
D1	M2	1	-73.362 MHz	0.23 dB		
M2		1	5.725 GHz	5.92 dBm		

Channel 138 (Chain B)

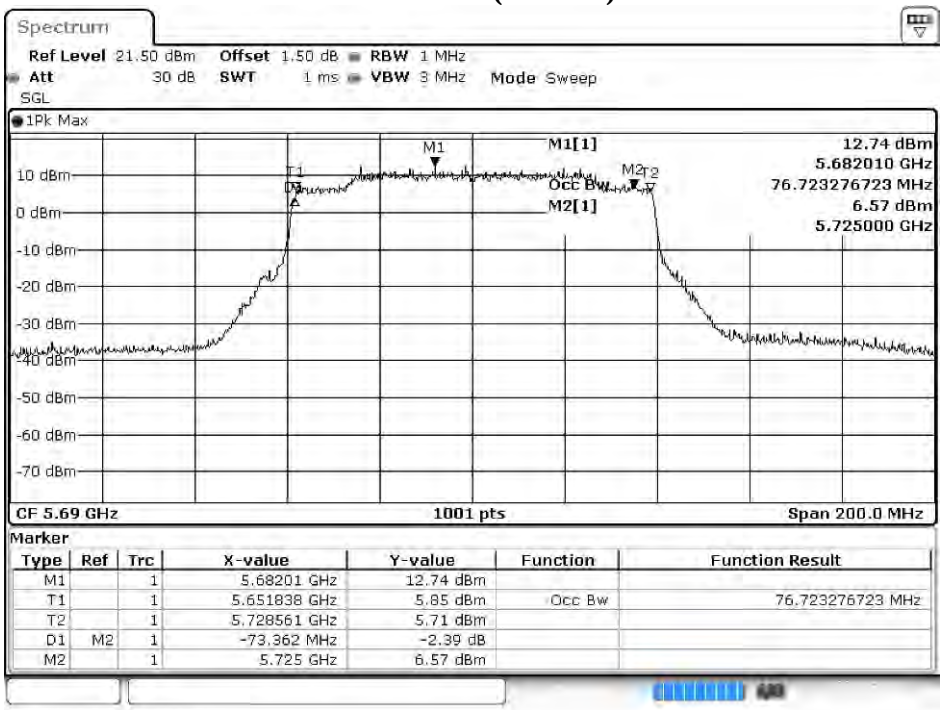

Marker

Type	Ref	Trc	X-value	Y-value	Function	Function Result
M1		1	5.68201 GHz	12.74 dBm		
T1		1	5.651838 GHz	5.85 dBm	Occ Bw	76.723276723 MHz
T2		1	5.728561 GHz	5.71 dBm		
D1	M2	1	-73.362 MHz	-2.39 dB		
M2		1	5.725 GHz	6.57 dBm		

Date: 26.SEP.2018 15:22:02

Maximum conducted output power:

Channel 42 (Chain A)

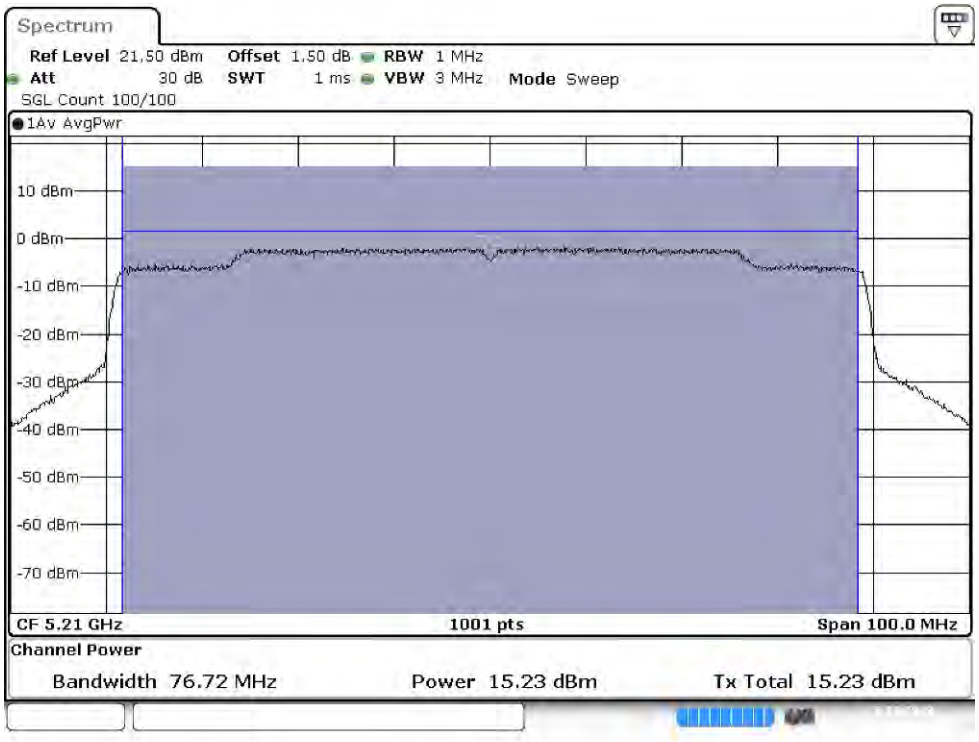

Maximum conducted output power:

Channel 42 (Chain B)

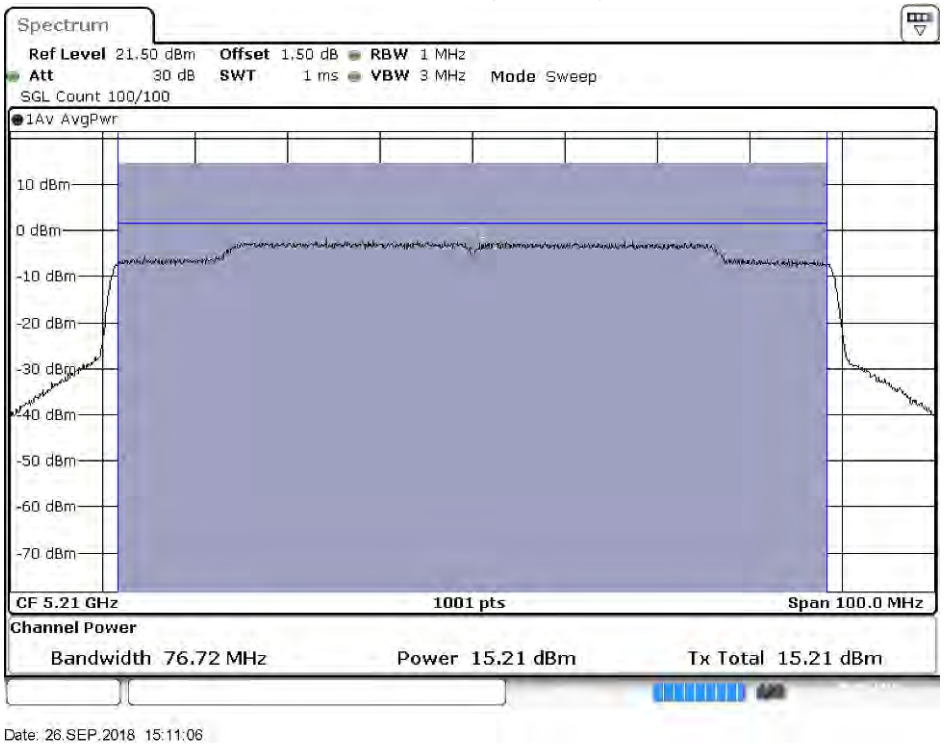

Maximum conducted output power:

Channel 58 (Chain A)

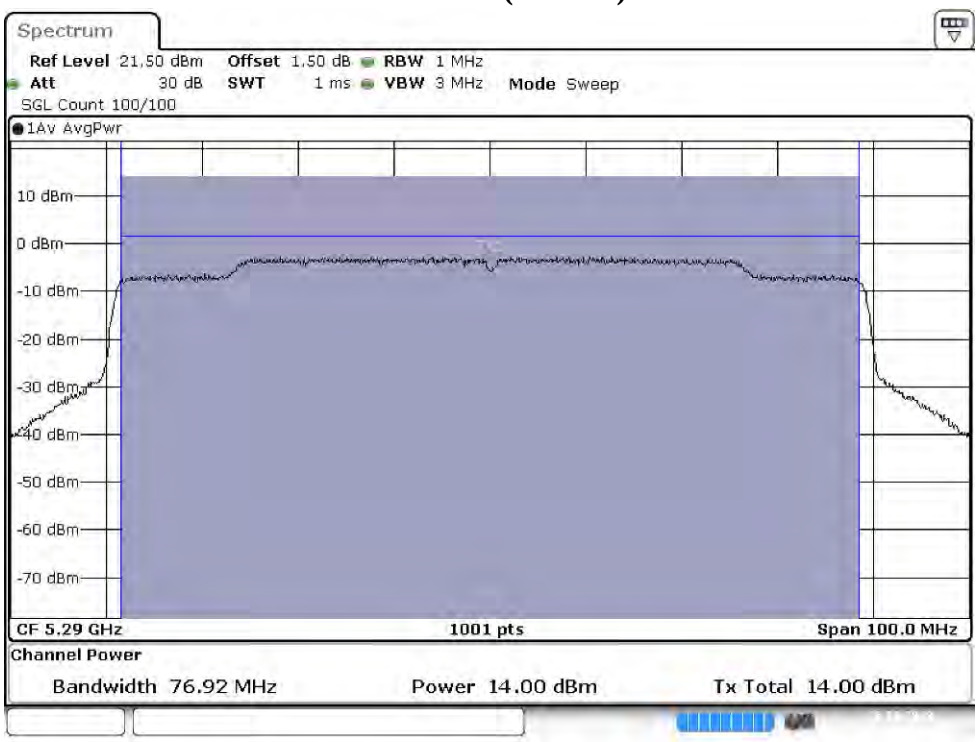

Maximum conducted output power:

Channel 58 (Chain B)

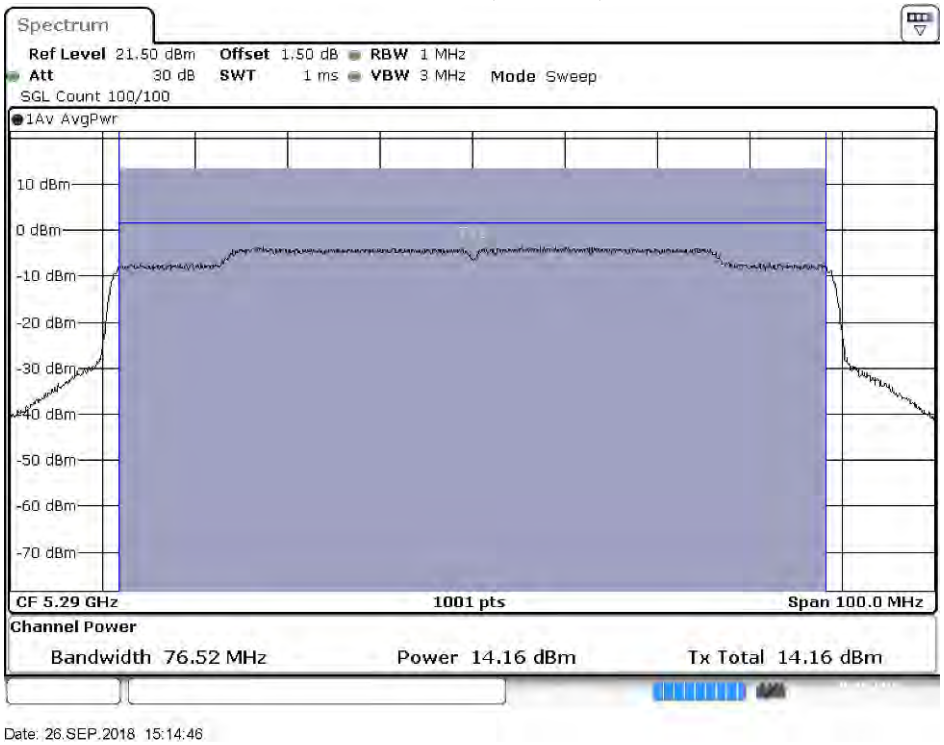

Maximum conducted output power:

Channel 106 (Chain A)

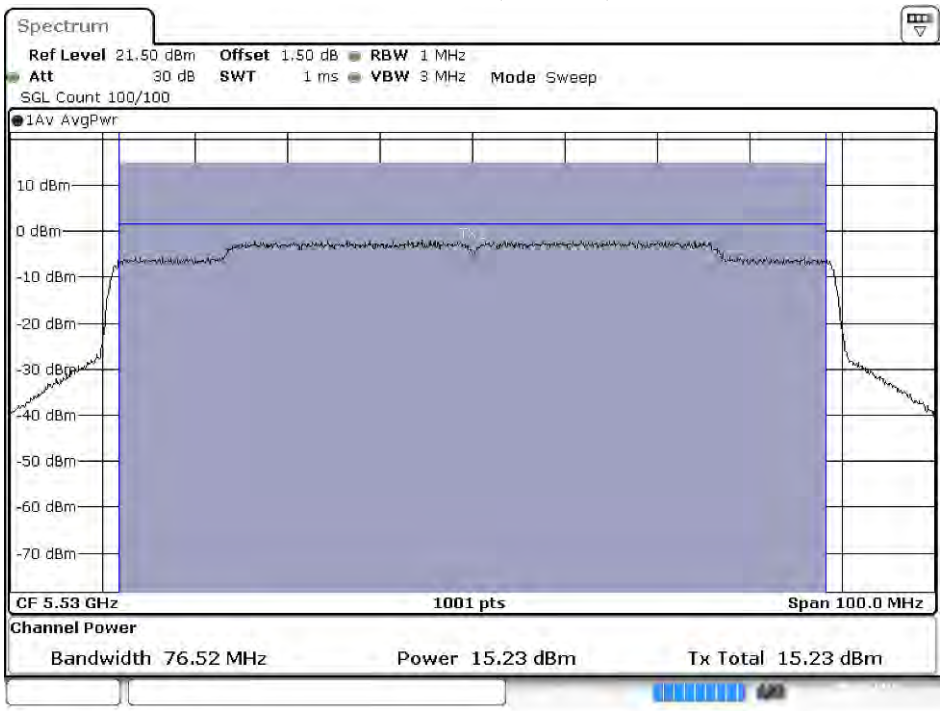

Date: 9.OCT.2018 13:34:59

Maximum conducted output power:

Channel 106 (Chain B)

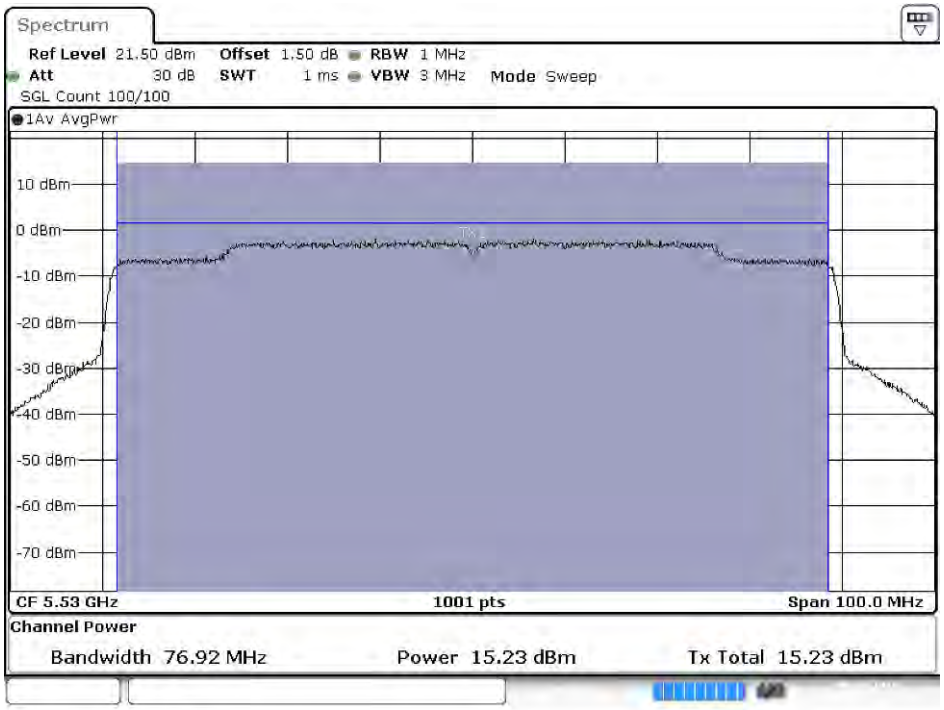

Date: 9.OCT.2018 13:38:39

Maximum conducted output power:

Channel 122 (Chain A)

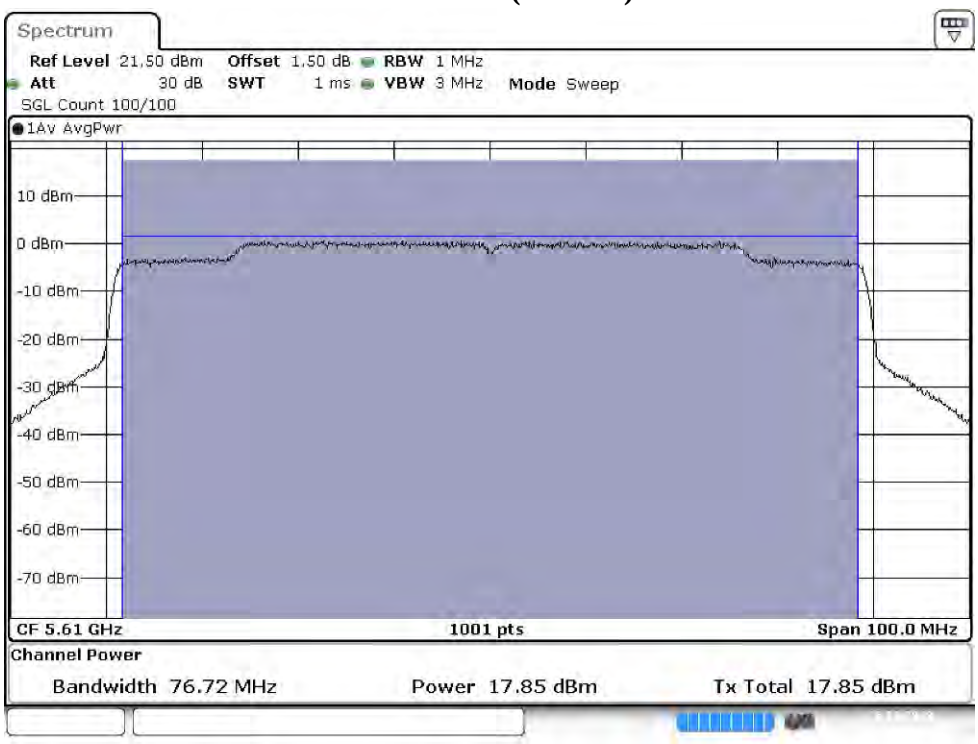

Maximum conducted output power:

Channel 122 (Chain B)

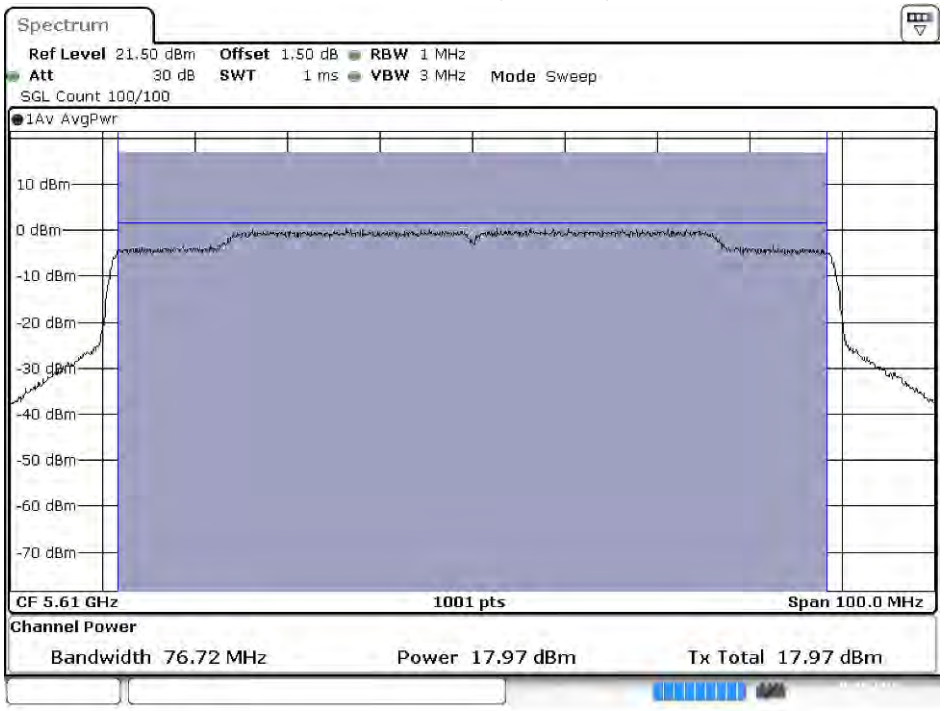

Maximum conducted output power:

Channel 138 (U-NII-2C) (Chain A)

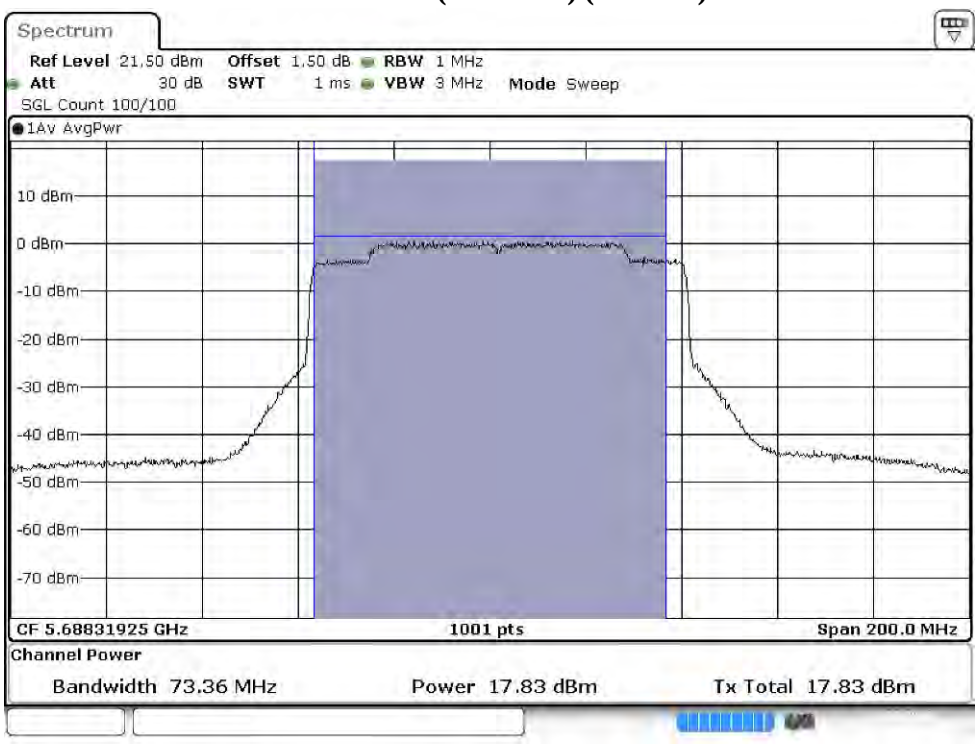

Maximum conducted output power:

Channel 138 (U-NII-2C) (Chain A)

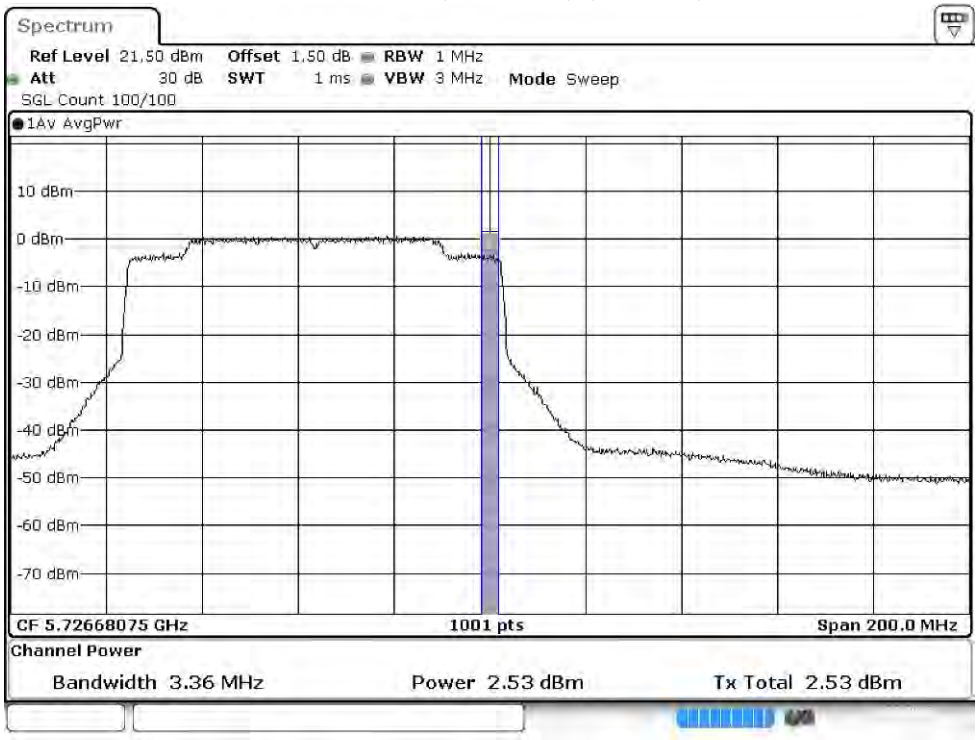

Maximum conducted output power:

Channel 138 (U-NII-3) (Chain B)

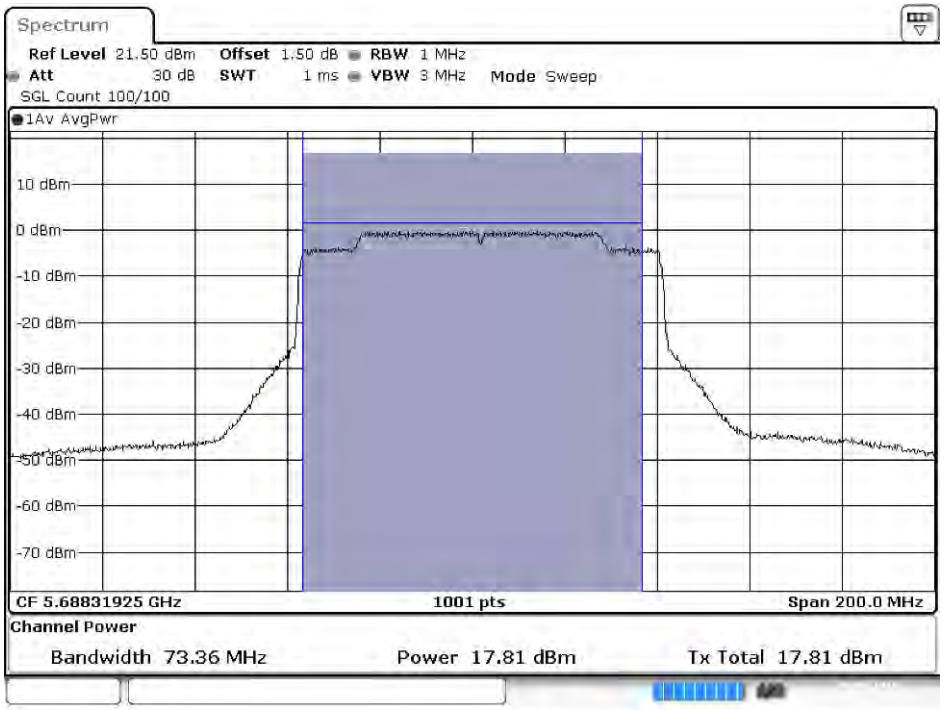

Date: 26.SEP.2018 15:24:58

Maximum conducted output power:

Channel 138 (U-NII-3) (Chain B)

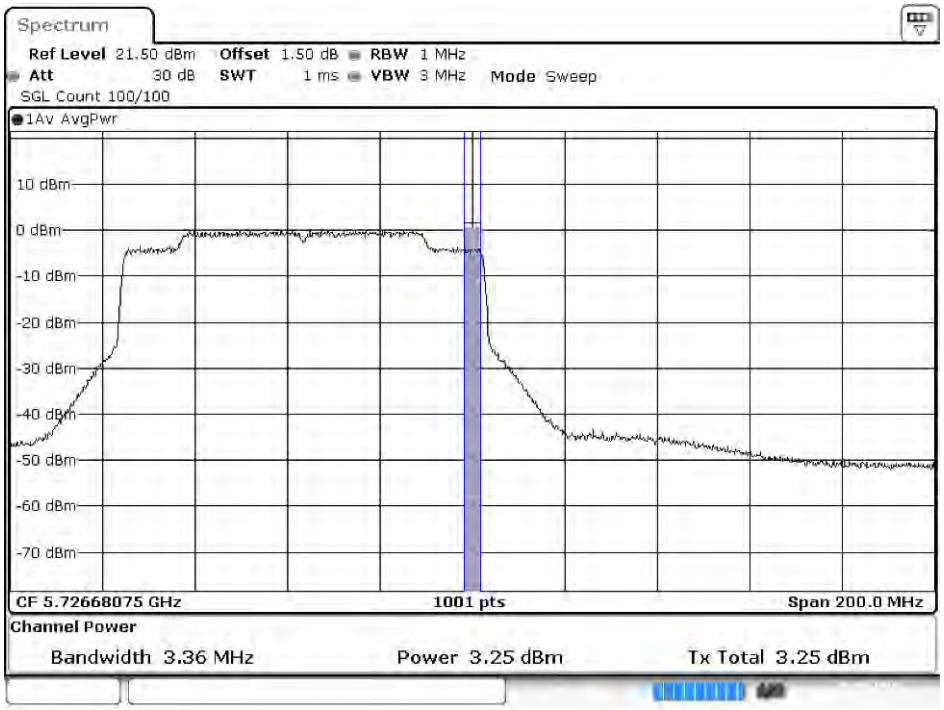

Date: 26.SEP.2018 15:25:20

Maximum conducted output power:

Channel 155 (Chain A)

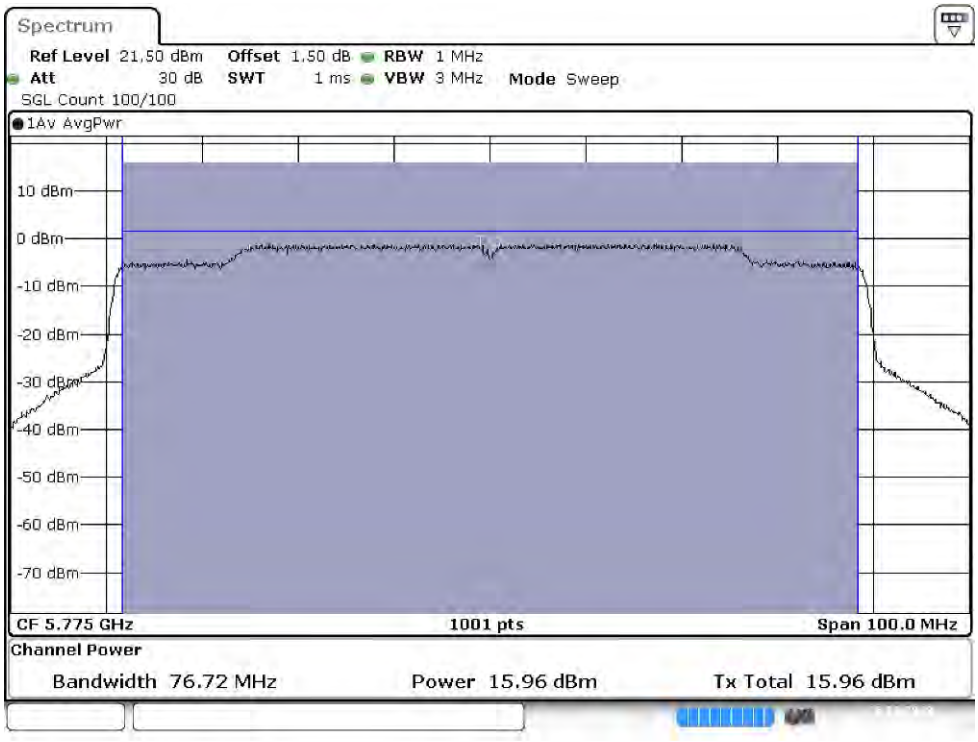

Maximum conducted output power:

Channel 155 (Chain B)

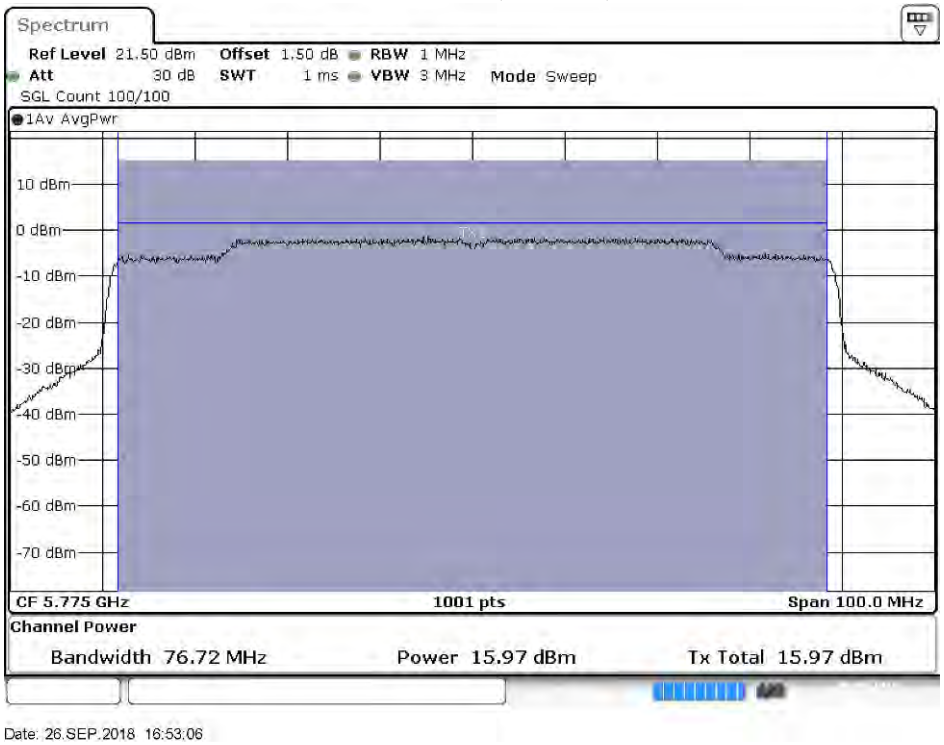

待測物名稱：Intel® Wi-Fi 6 AX201
待測物型號：AX201D2W　　測試項目：峰值發射功率
測試頻道：--　　測試模式：Mode 3: MIMO: 發射器 802.11ax-160BW
6 dB 頻寬：1MHz　　視頻頻寬：3MHz
檢測器：峰值　　環境溫度：21 ℃
測試日期：108 年 03 月 08 日　　環境濕度：53 %

Chain A

Cable loss=1.5dB		Maximum conducted output power											
Channel No	Frequency (MHz)	Data Rate											
		MCS0	MCS1	MCS2	MCS3	MCS4	MCS5	MCS6	MCS7	MCS8	MCS9	MCS10	MCS11
50 (U-NII-1)	5250	7.74	7.63	7.59	7.44	7.31	7.28	7.14	7.02	6.98	6.82	6.74	6.66
50 (U-NII-2A)	5250	7.66	7.52	7.41	7.39	7.21	7.11	7.06	6.94	6.83	6.78	6.63	6.55
114	5570	13.85	13.76	13.68	13.56	13.45	13.37	13.29	13.16	13.04	12.95	12.84	12.73

Note: Maximum conducted output power Value =Reading value on Spectrum Analyzer + cable loss

Chain B

Cable loss=1.5dB		Maximum conducted output power											
Channel No	Frequency (MHz)	Data Rate											
		MCS0	MCS1	MCS2	MCS3	MCS4	MCS5	MCS6	MCS7	MCS8	MCS9	MCS10	MCS11
50 (U-NII-1)	5250	7.77	7.62	7.58	7.44	7.39	7.21	7.18	7.02	6.99	6.87	6.74	6.63
50 (U-NII-2A)	5250	7.62	7.55	7.42	7.37	7.29	7.13	7.04	6.97	6.84	6.79	6.61	6.58
114	5570	13.85	13.73	13.64	13.53	13.44	13.35	13.27	13.11	13.01	12.93	12.82	12.71

Note: Maximum conducted output power Value =Reading value on Spectrum Analyzer + cable loss

Maximum conducted output power Measurement:

Channel No	Frequency Range (MHz)	99% Bandwidth (MHz)	Chain A Power (dBm)	Chain B Power (dBm)	Output Power (dBm)	Output Power Limit	
						(dBm)	dBm+10log(BW)
50 (U-NII-1)	5250	--	7.74	7.77	10.77	30	--
50 (U-NII-2A)	5250	77.273	7.66	7.62	10.65	24	29.88
114	5570	154.545	13.85	13.85	16.86	24	32.89

Note:
1. Output Power (dBm) = 10LOG (Chain A Power (mW)+ Chain B Power (mW))
2. 99% Bandwidth is the bandwidth of chain A or chain B whichever is less bandwidth, output power limitation is more stringent.

99% Occupied Bandwidth:

Channel 50 (Chain A)

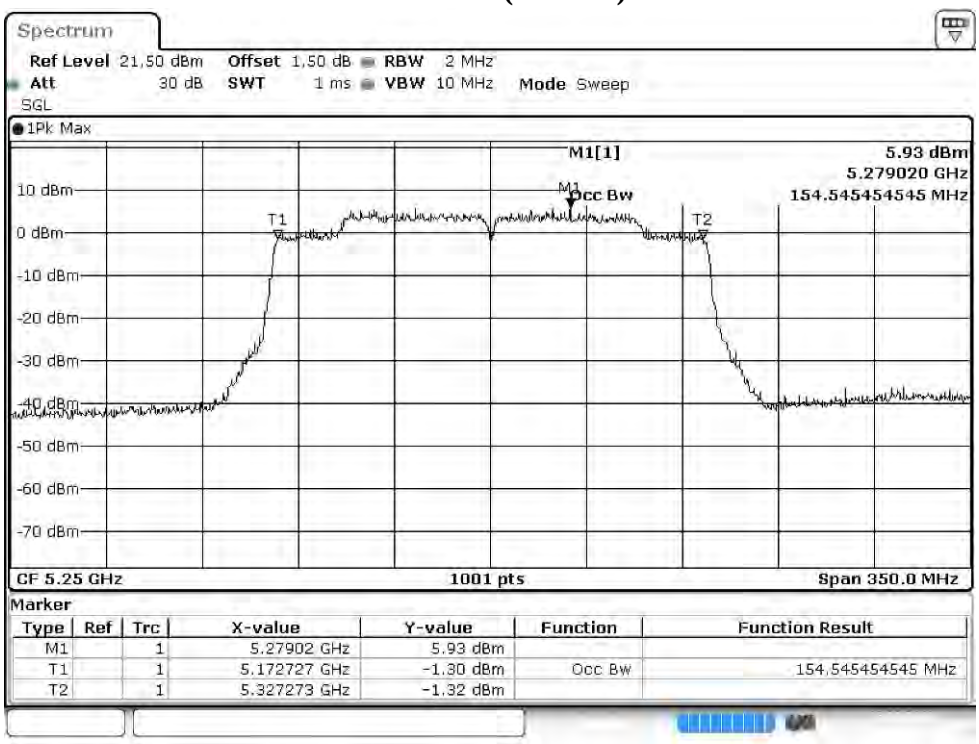

Channel 50 (Chain B)

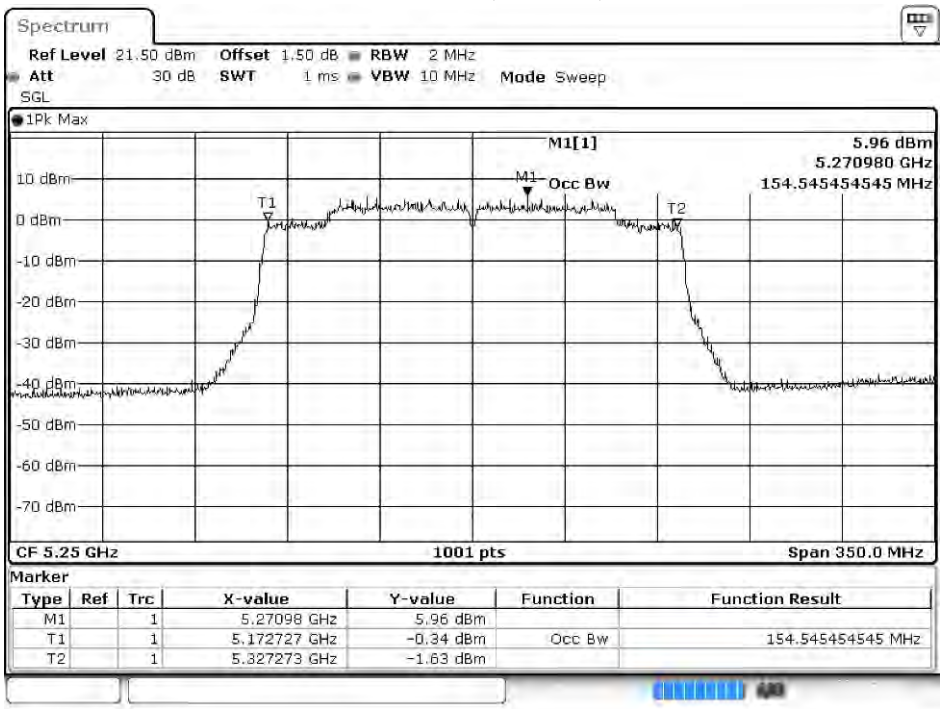

Date: 26.SEP.2018 14:51:16

Channel 114 (Chain A)

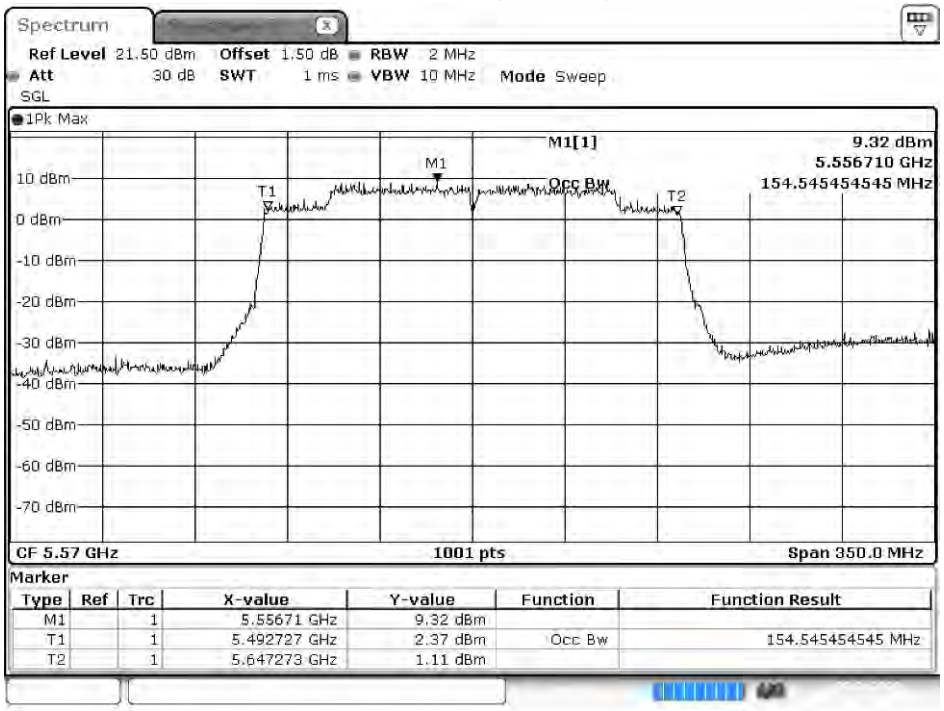

Date: 8.MAR.2019 14:55:42

Channel 114 (Chain B)

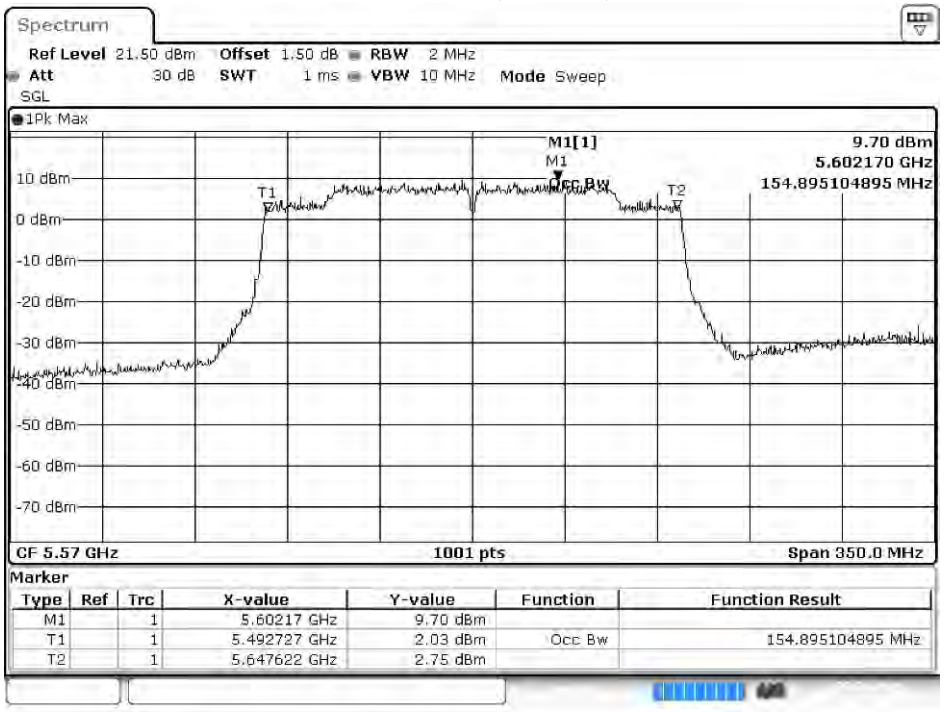

Date: 8.MAR.2019 14:53:17

Maximum conducted output power:

Channel 50 (U-NII-1) (Chain A)

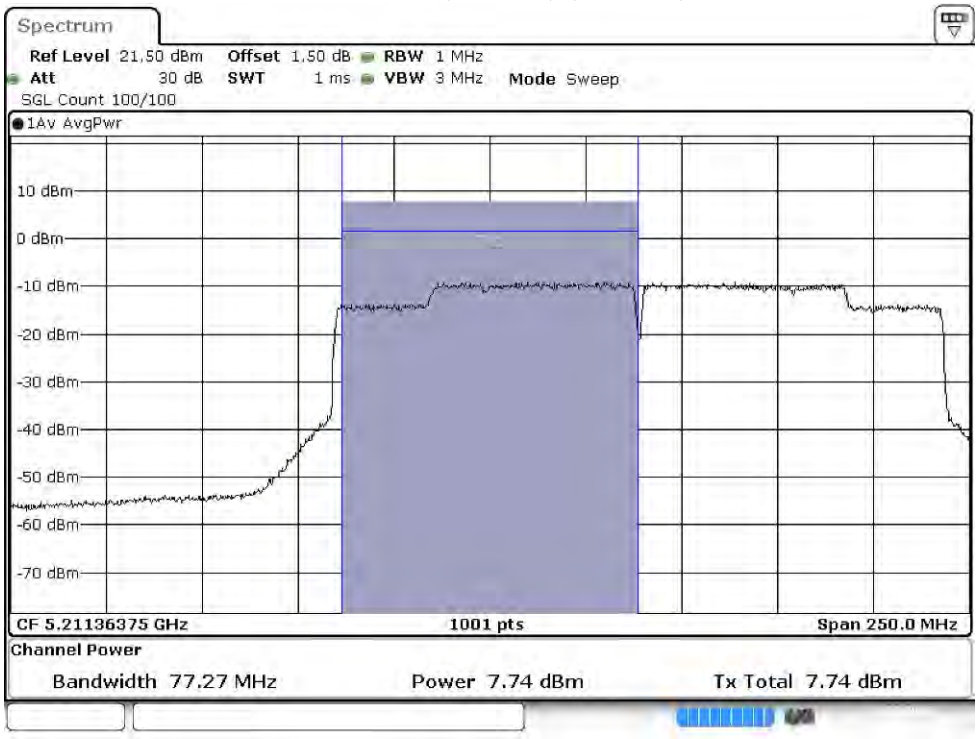

Maximum conducted output power:

Channel 50 (U-NII-2A) (Chain A)

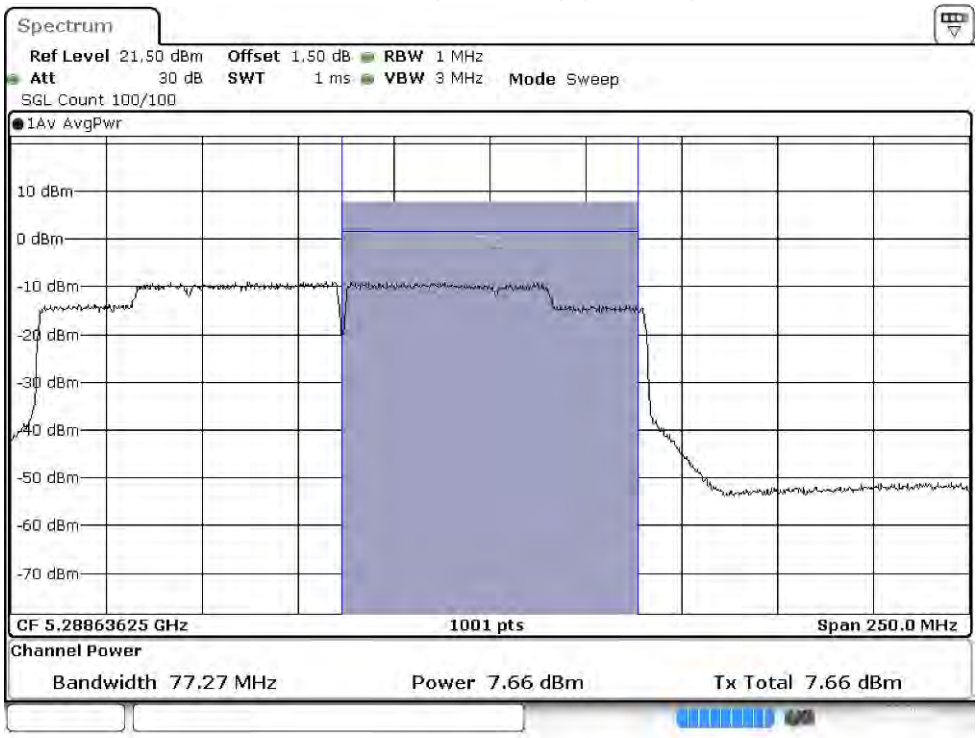

Maximum conducted output power:

Channel 50 (U-NII-1) (Chain B)

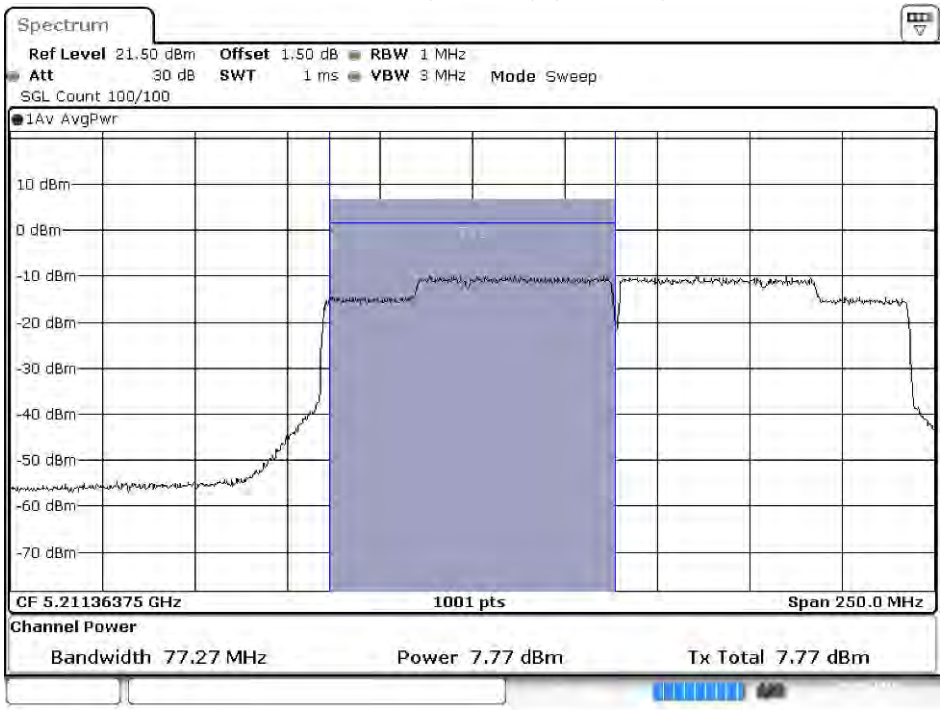

Date: 26.SEP.2018 14:54:13

Maximum conducted output power:

Channel 50 (U-NII-2A) (Chain B)

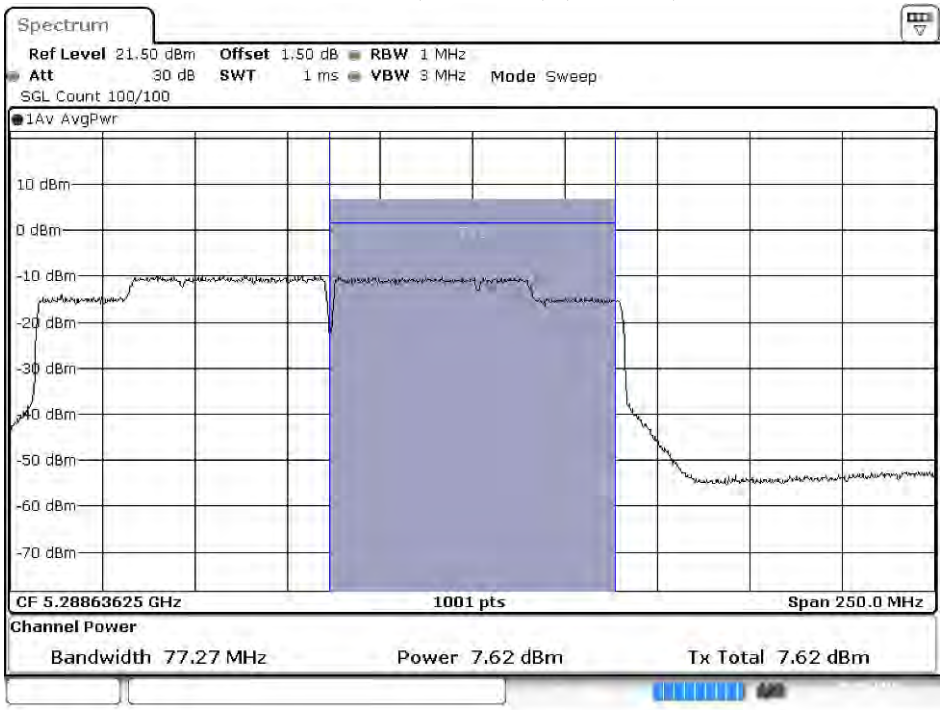

Date: 26.SEP.2018 14:54:35

Maximum conducted output power:

Channel 114 (Chain A)

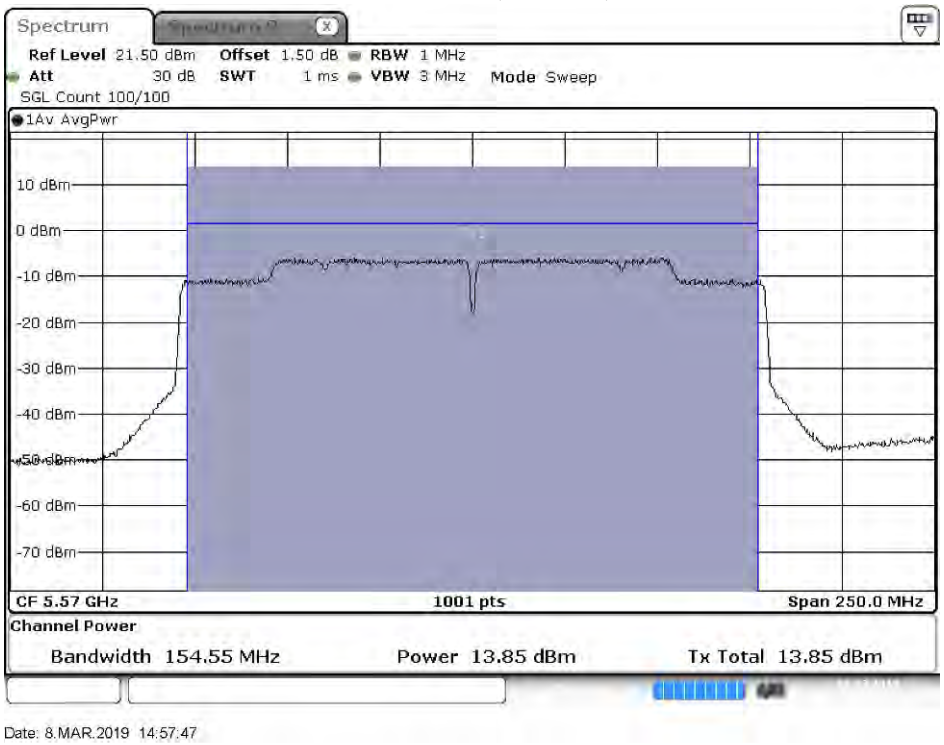

Date: 8.MAR.2019 14:57:47

Maximum conducted output power:

Channel 114 (Chain B)

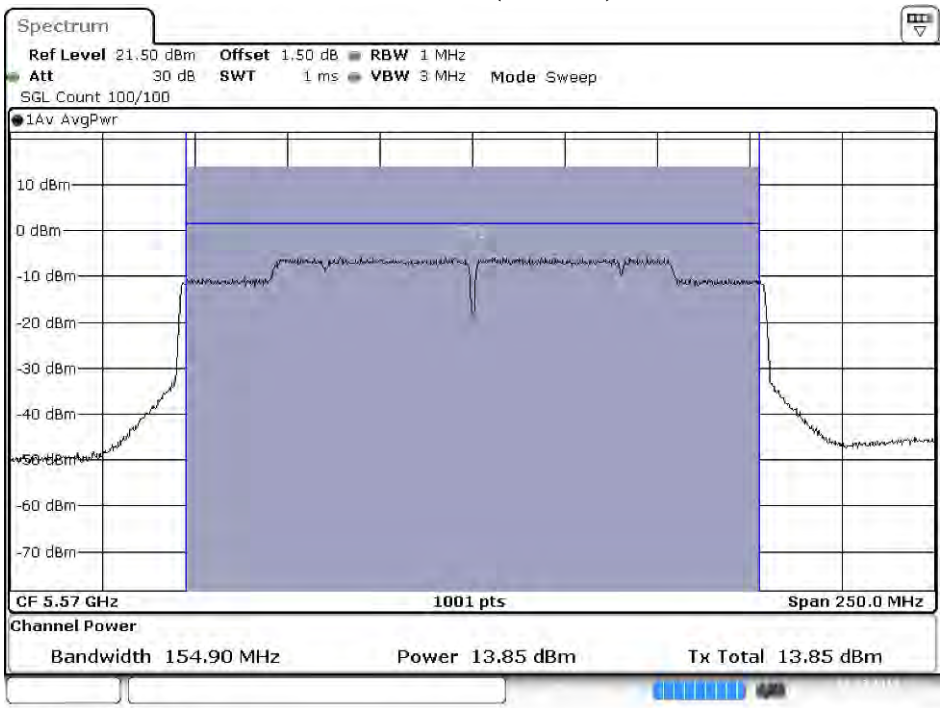

Date: 8.MAR.2019 14:55:22

峰值發射功率測試結果:	**PASS**

6. 峰值功率頻譜密度

6.1. 適用標準

依據國家通訊傳播委員會低功率射頻器材技術規範之第 5.7.3 節

5.7.3.1 使用於 5.15 GHz～5.25 GHz 頻段

(1) 供戶外操作使用:

(A) 最大傳導輸出功率應小於或等於 1 W。

(B) 在任何 1 MHz 頻帶中最大功率頻譜密度應小於或等於 17 dBm。

(C) 使用超過 6 dBi 方向增益之發射天線時，應依超過 6 dBi 天線方向增益的 dBi 總量，等量減少最大傳導輸出功率及最大功率頻譜密度。

(D) 在水平面仰角超過 30 度時，其最大 EIRP 應小於或等於 21 dBm。

(2) 供室內操作使用:

(A) 最大傳導輸出功率應小於或等於 1 W。

(B) 在任何 1 MHz 頻帶中最大功率頻譜密度應小於或等於 17 dBm。

(C) 使用超過 6 dBi 方向增益之發射天線時，應依超過 6 dBi 天線方向增益的 dBi 總量，等量減少最大傳導輸出功率及最大功率頻譜密度。

(3) 供固定式點對點操作使用:

(A) 最大傳導輸出功率應小於或等於 1 W。

(B) 在任何 1 MHz 頻帶中最大功率頻譜密度應小於或等於 17 dBm。

(C) 使用超過 23 dBi 方向增益之指向性天線時，應依超過 23 dBi 天線方向增益的 dBi 總量，等量減少最大傳導輸出功率及最大功率頻譜密度。

(D) 固定式點對點操作，不包括點對多點系統、全方向性應用及多台共站發射機傳送相同資訊。

(4) 供用戶端裝置(Client Device)操作使用:

(A) 最大傳導輸出功率應小於或等於 250 mW。

(B) 在任何 1 MHz 頻帶中最大功率頻譜密度應小於或等於 11 dBm。

(C) 使用超過 6 dBi 方向增益之發射天線時，應依超過 6 dBi 天線方向增益的 dBi 總量，等量減少最大傳導輸出功率及最大功率頻譜密度。

5.7.3.2 使用頻率於 5.25 GHz～5.35 GHz 與 5.470 GHz～5.725 GHz 頻段

(1) 最大傳導輸出功率應小於或等於 250 mW 或 11dBm+10log B (B 是 26 dB 發射頻寬，單位 MHz)之較小者。

(2) 最大功率頻譜密度在任何 1 MHz 頻帶中應小於或等於 11 dBm。

(3) 使用超過 6 dBi 方向增益之發射天線時，應依超過 6 dBi 天線方向增益的 dBi 總量，等量減少最大傳導輸出功率及最大功率頻譜密度。

5.7.3.3 使用頻率於 5.725 GHz～5.850 GHz 頻段

(1) 最大傳導輸出功率應小於或等於 1 W。

(2) 在任何 500 kHz 頻帶中最大功率頻譜密度應小於或等於 30 dBm。

(3) 供固定式點對點操作時，使用方向增益超過 6 dBi 之發射天線，可不需對應減少發射器之傳導輸出功率限制值。

(4) 除(3)外，使用超過 6 dBi 方向增益之發射天線時，應依超過 6 dBi 天線方向增益的 dBi 總量，等量減少最大傳導輸出功率及最大功率頻譜密度

6.2. 量測方法

(A) 應將測試儀器直接連接待測物，以傳導方式執行。

(B) 5.15 GHz～5.25 GHz、5.25 GHz～5.35 GHz 及 5.47 GHz～5.725 GHz 頻段，測試儀器之頻寬應設定為 1 MHz 頻寬或待測物之 26 dB 發射頻寬，兩者取較小者。

(C) 5.725 GHz～5.850 GHz 頻段，測試儀器之頻寬應設定為 500 kHz 或待測物之 26 dB 發射頻寬，兩者取較小者。

(D) 解析頻寬小於(B)或(C)時，應以補償方式計算總功率頻譜密度。

For the band 5.725-5.85 GHz, Scale the observed power level to an equivalent value in 500 kHz by adjusting (increase) the measured power by a bandwidth correction factor (BWCF) where BWCF = 10log (500 kHz/100 kHz) = 6.98 dB.

6.3. 測試架構圖

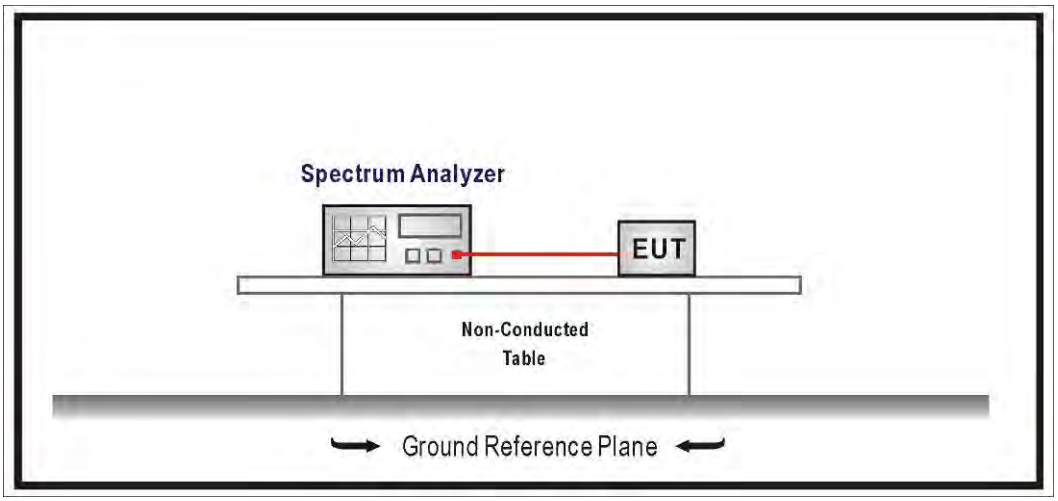

6.4. 量測不確定度

此項測試之量測不確定度為±1.30dB。

6.5. 峰值功率頻譜密度測試結果

待測物名稱：Intel® Wi-Fi 6 AX201
待測物型號：AX201D2W
測試項目：峰值功率頻譜密度
測試頻道：--
測試模式：Mode 1: SISO A: 發射器 802.11a
6 dB 頻寬：1MHz
視頻頻寬：3MHz
檢測器：峰值
環境溫度：21 ℃
測試日期：107 年 09 月 25 日
環境濕度：53 %

Channel Number	Frequency (MHz)	PPSD (dBm)	Required Limit (dBm)	Result
36	5180	3.08	<11	Pass
44	5220	5.40	<11	Pass
48	5240	5.63	<11	Pass
52	5260	5.22	<11	Pass
60	5300	3.79	<11	Pass
64	5320	3.03	<11	Pass
100	5500	3.05	<11	Pass
116	5580	5.16	<11	Pass
140	5700	2.16	<11	Pass

Channel Number	Frequency (MHz)	PPSD (dBm)	BWCF (dB)	Total PPSD (dBm)	Required Limit (dBm)	Result
149	5745	-2.50	6.98	4.48	<30	Pass
157	5785	-2.69	6.98	4.29	<30	Pass
165	5825	-2.50	6.98	4.48	<30	Pass

.

Channel 36

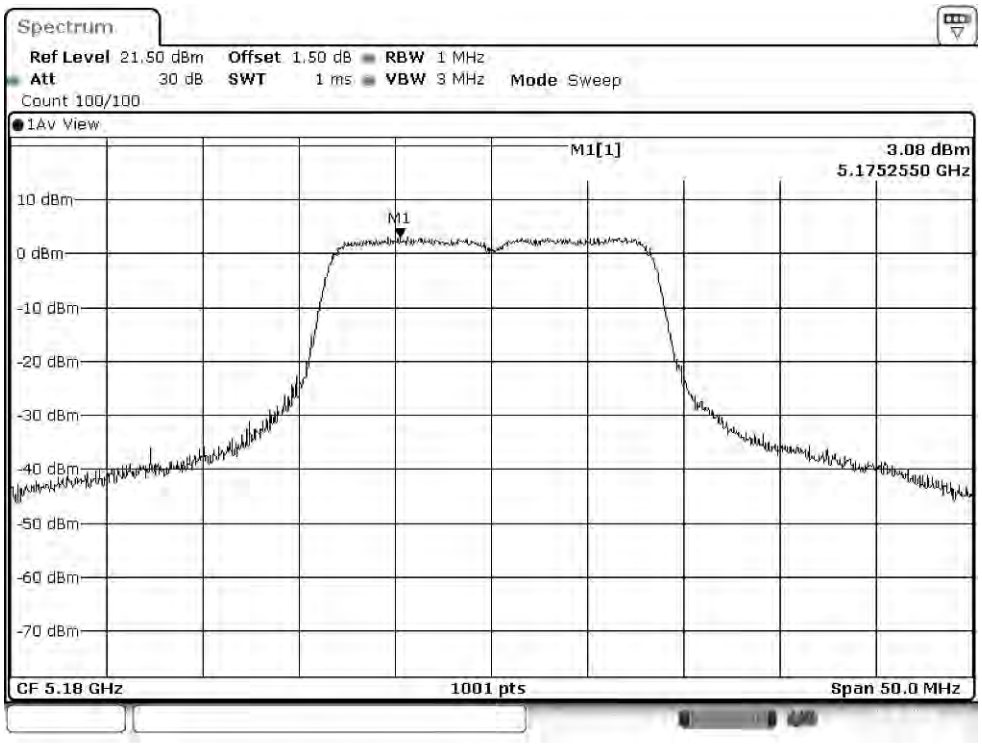

Channel 44

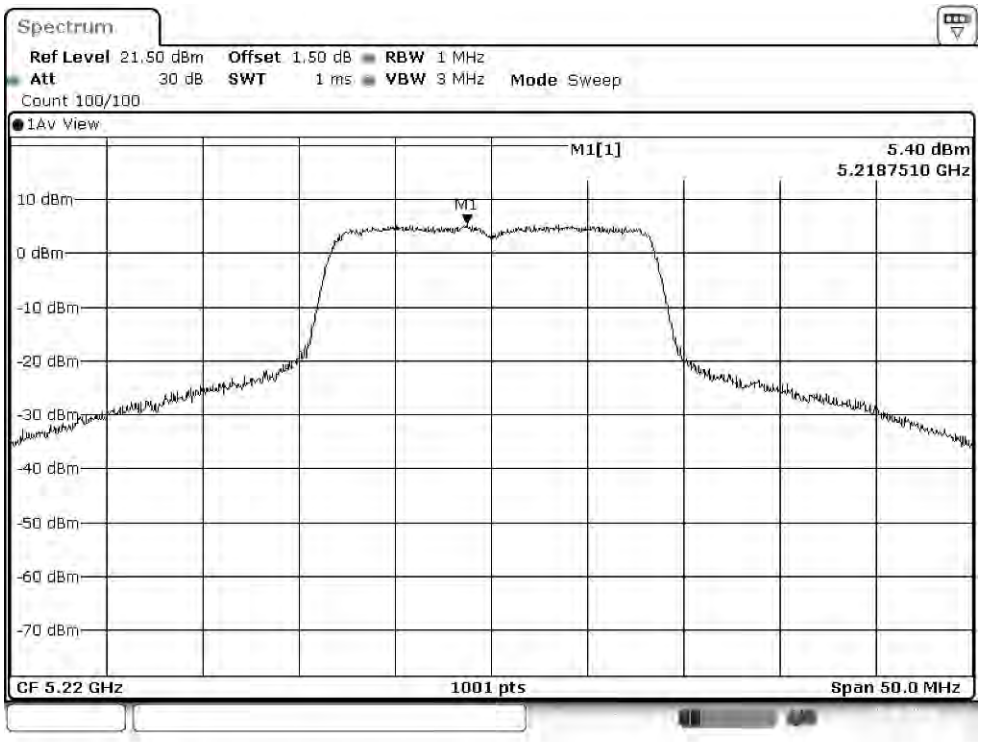

Channel 48

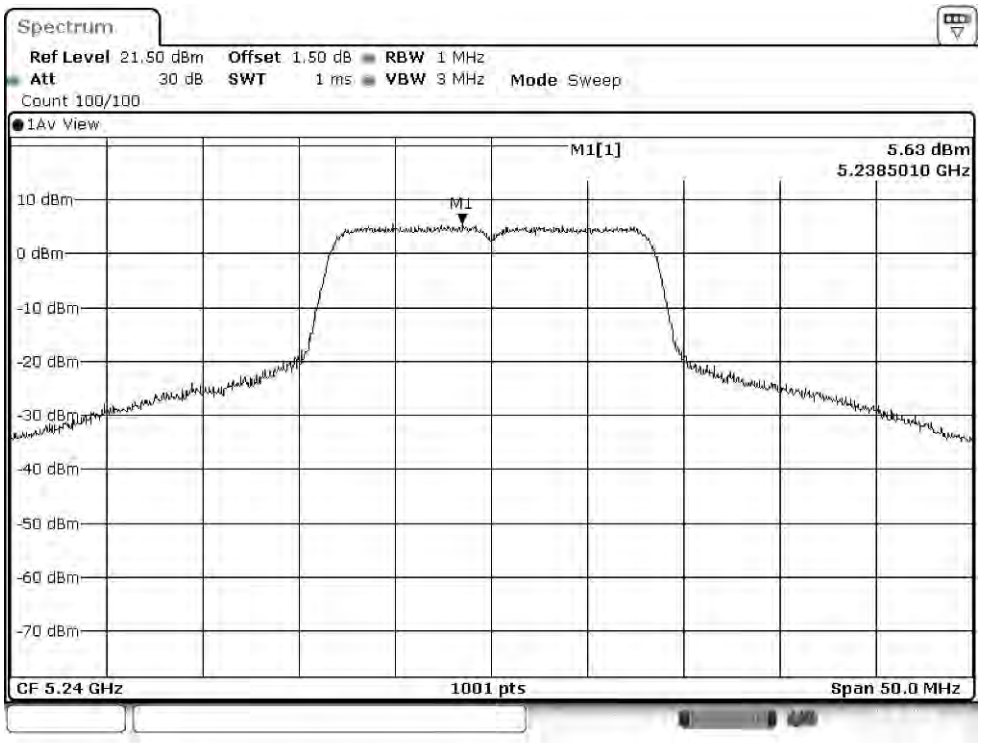

Channel 52

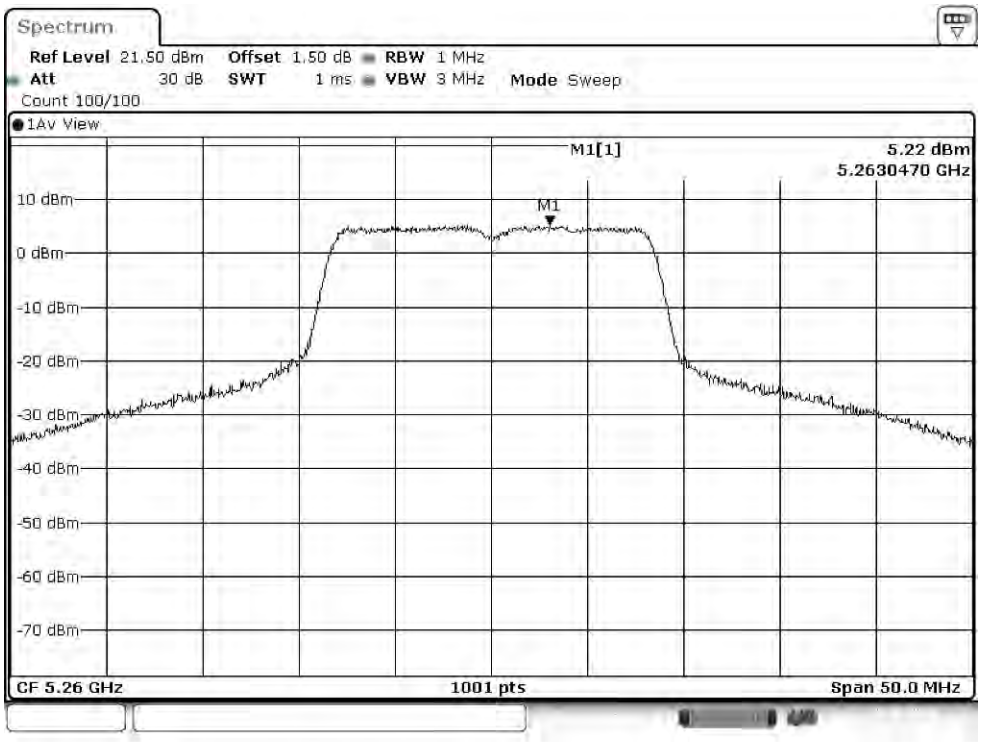

Channel 60

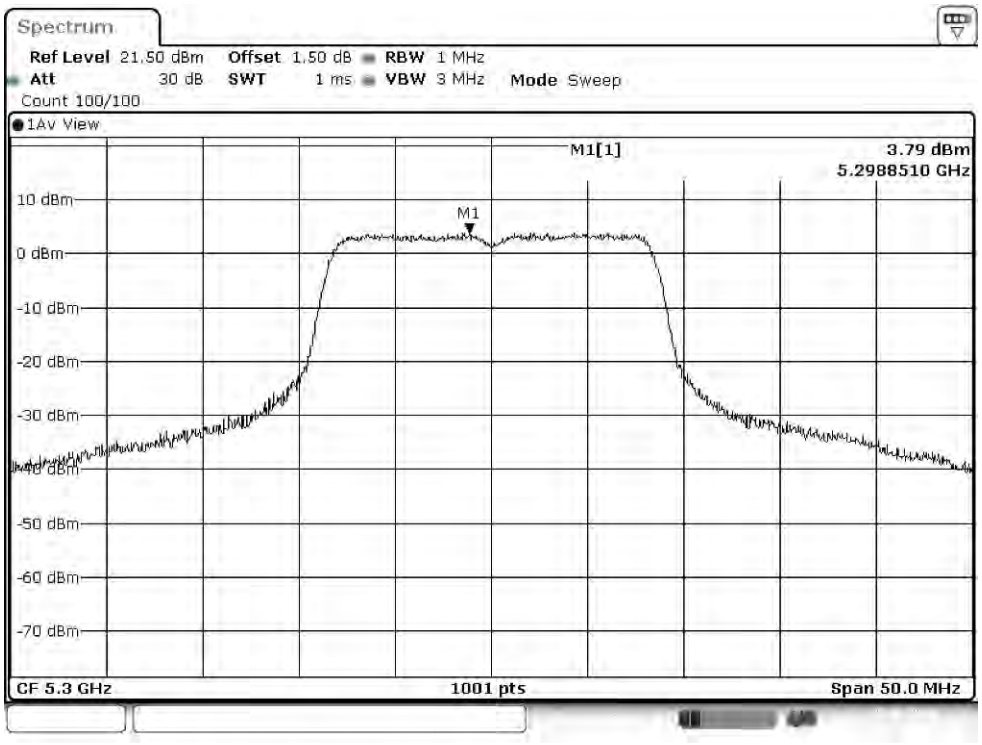

Channel 64

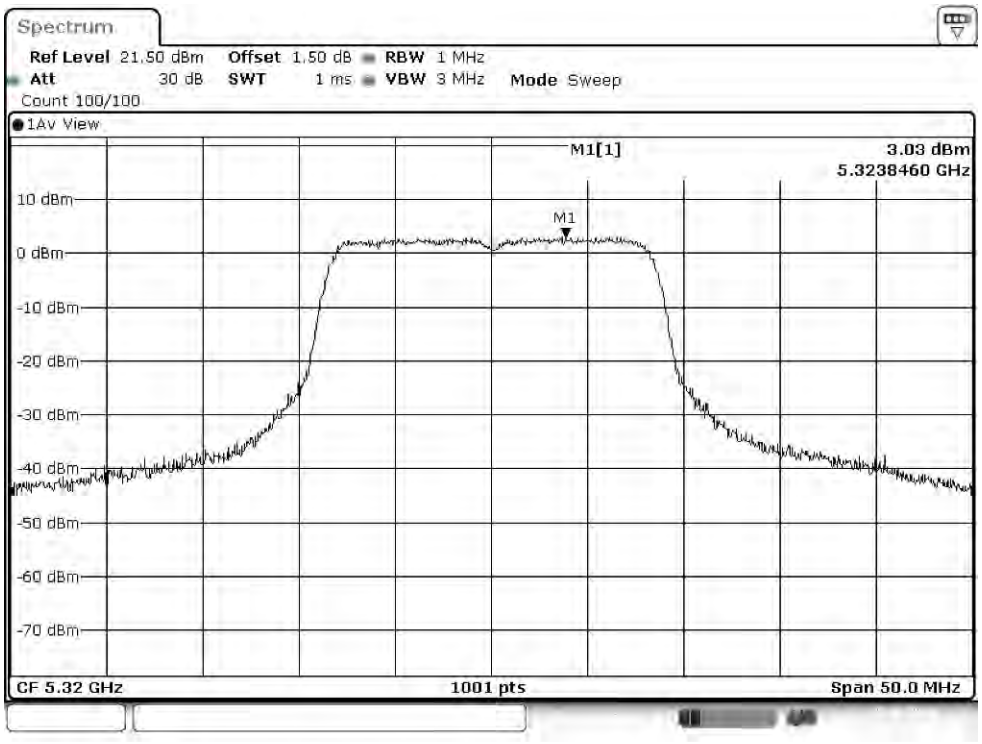

Channel 100

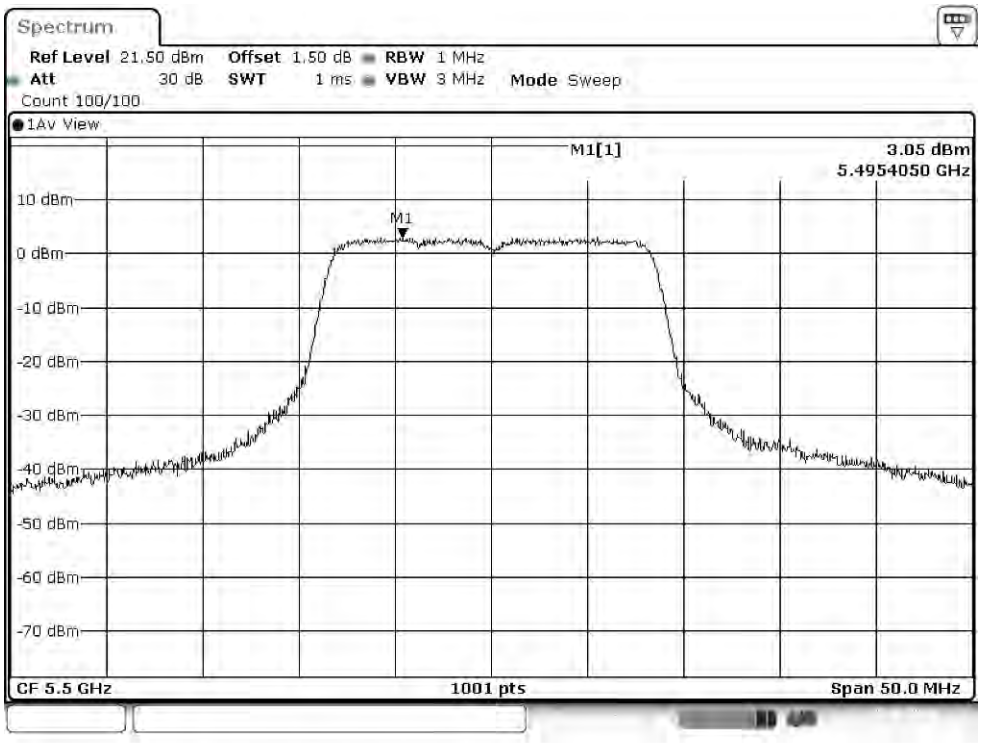

Channel 116

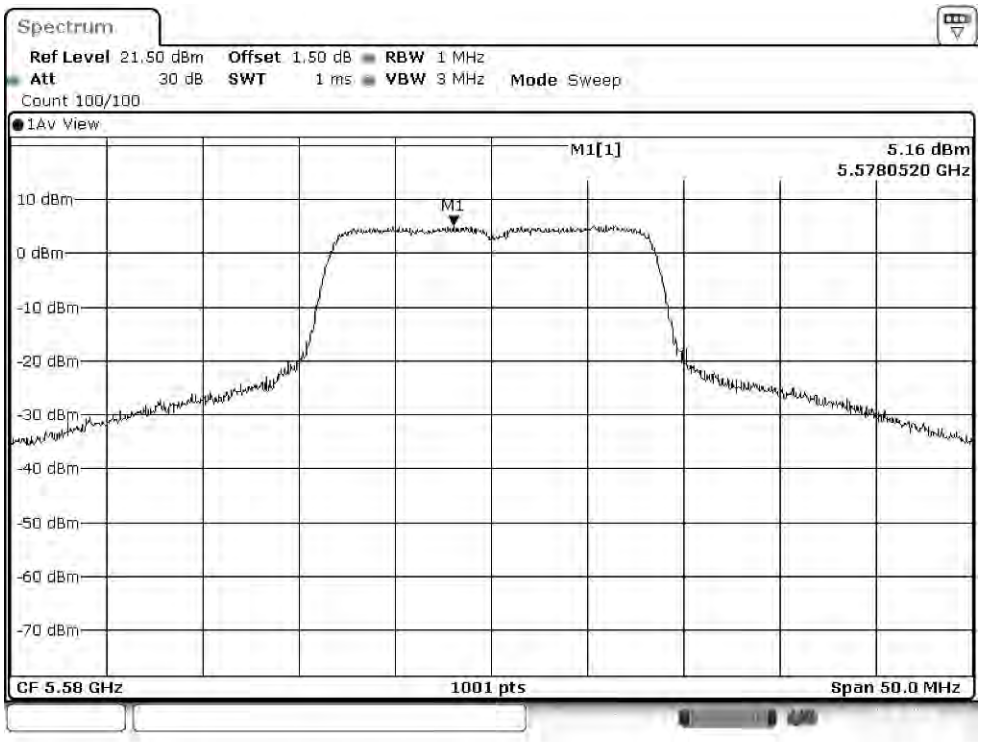

Channel 140

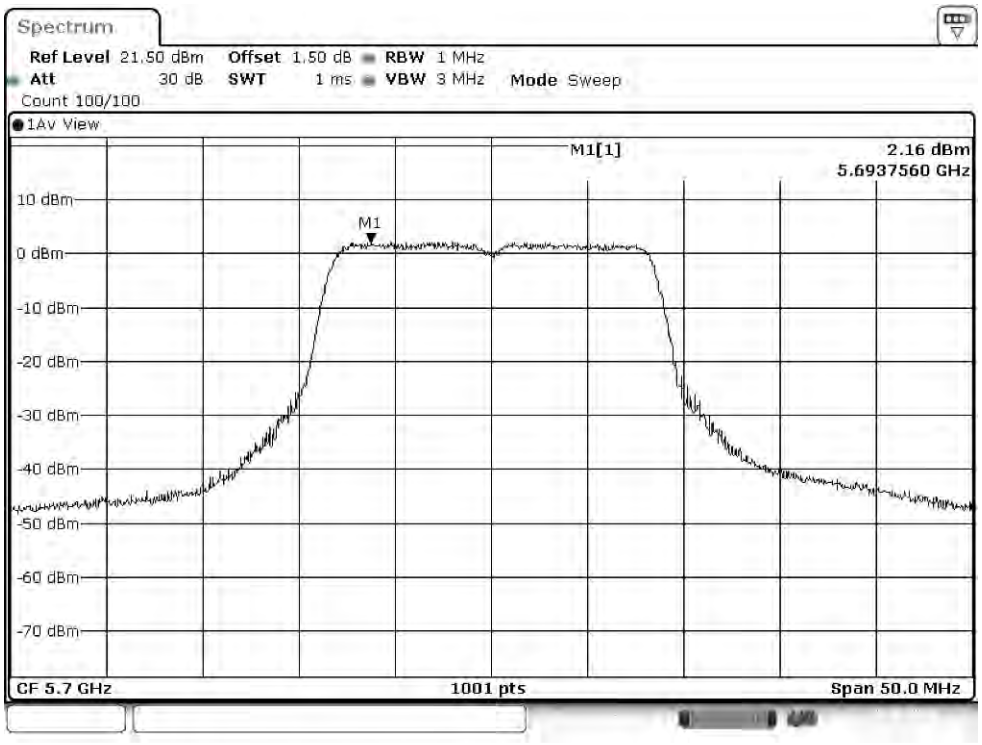

Channel 149

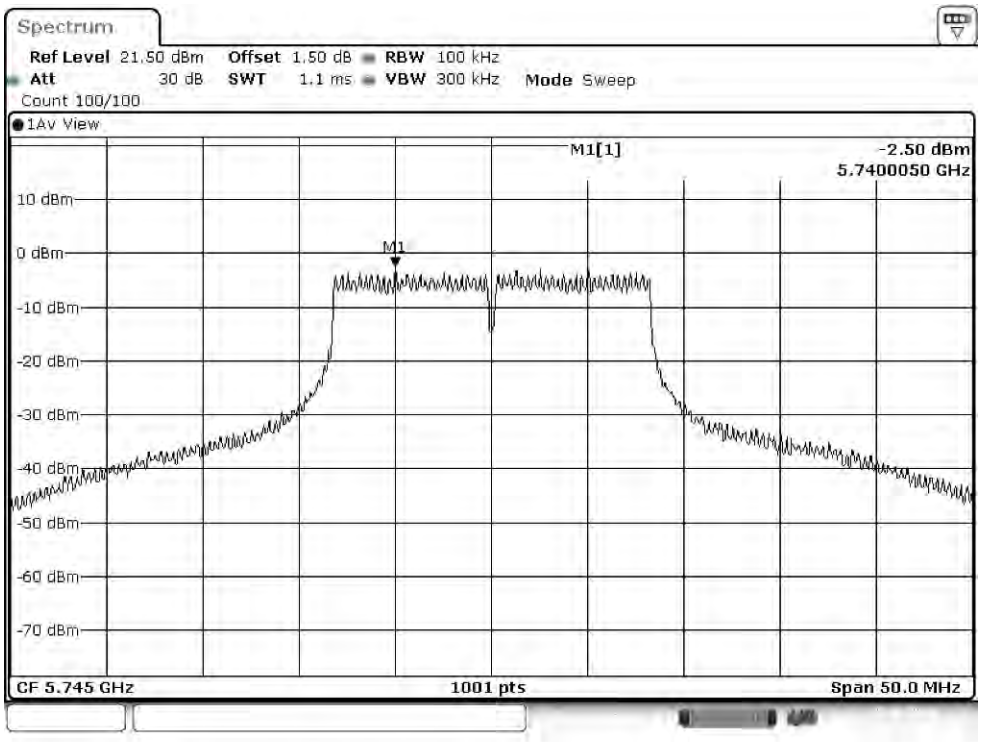

Channel 157

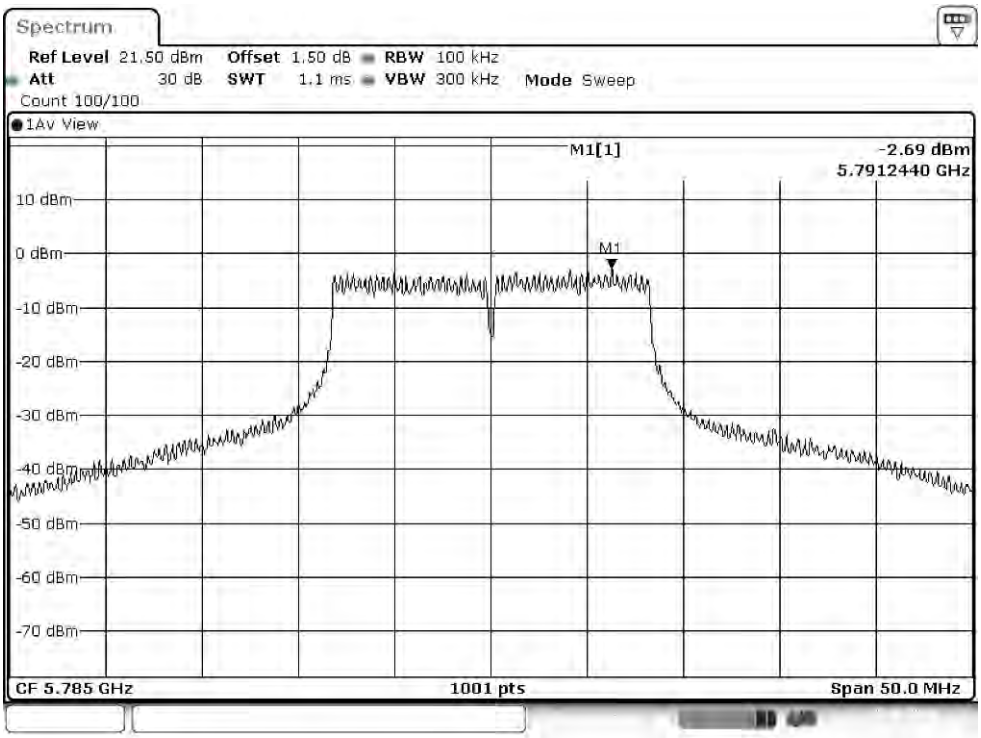

Channel 165

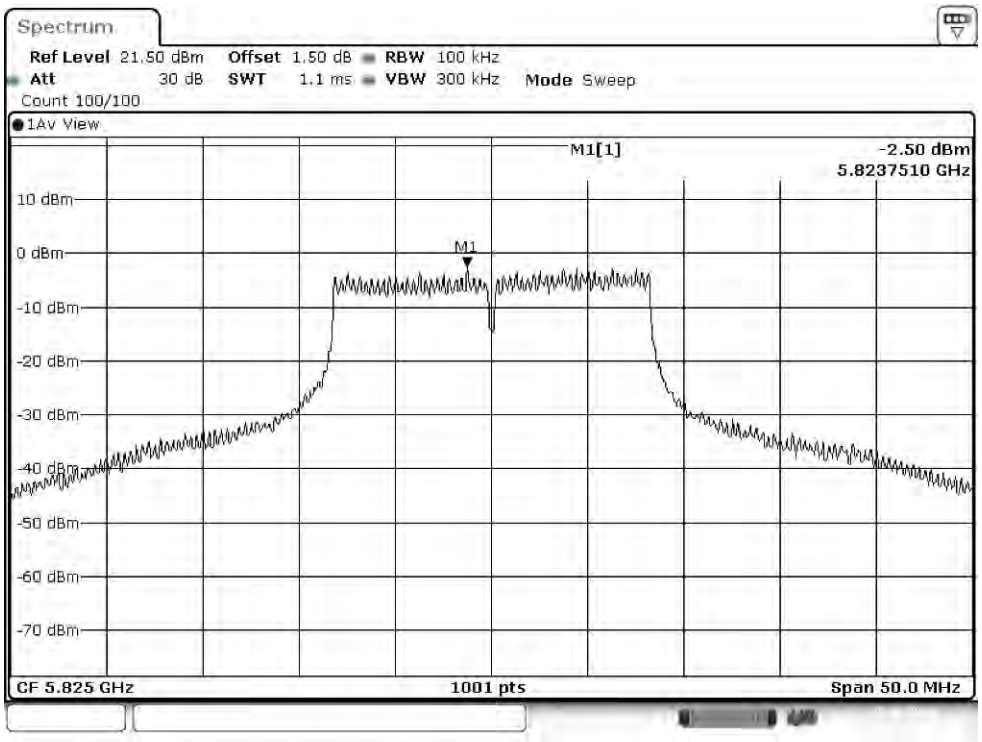

待測物名稱：Intel® Wi-Fi 6 AX201
待測物型號：AX201D2W　　測試項目：峰值功率頻譜密度
測試頻道：--　　測試模式：Mode 1: SISO A: 發射器 802.11n-20BW
6 dB 頻寬：1MHz　　視頻頻寬：3MHz
檢測器：峰值　　環境溫度：21 ℃
測試日期：107 年 09 月 25 日　　環境濕度：53 %

Channel Number	Frequency (MHz)	PPSD (dBm)	Required Limit (dBm)	Result
36	5180	5.31	<11	Pass
44	5220	7.31	<11	Pass
48	5240	7.52	<11	Pass
52	5260	7.43	<11	Pass
60	5300	6.26	<11	Pass
64	5320	5.21	<11	Pass
100	5500	5.52	<11	Pass
116	5580	7.36	<11	Pass
140	5700	4.45	<11	Pass

Channel Number	Frequency (MHz)	PPSD (dBm)	BWCF (dB)	Total PPSD (dBm)	Required Limit (dBm)	Result
144(U-NII-2C)	5720	8.31	--	8.31	<11	Pass
144(U-NII-3)	5720	-0.29	6.98	6.69	<30	Pass
149	5745	-1.21	6.98	5.77	<30	Pass
157	5785	-1.54	6.98	5.44	<30	Pass
165	5825	-1.37	6.98	5.61	<30	Pass

Channel 36

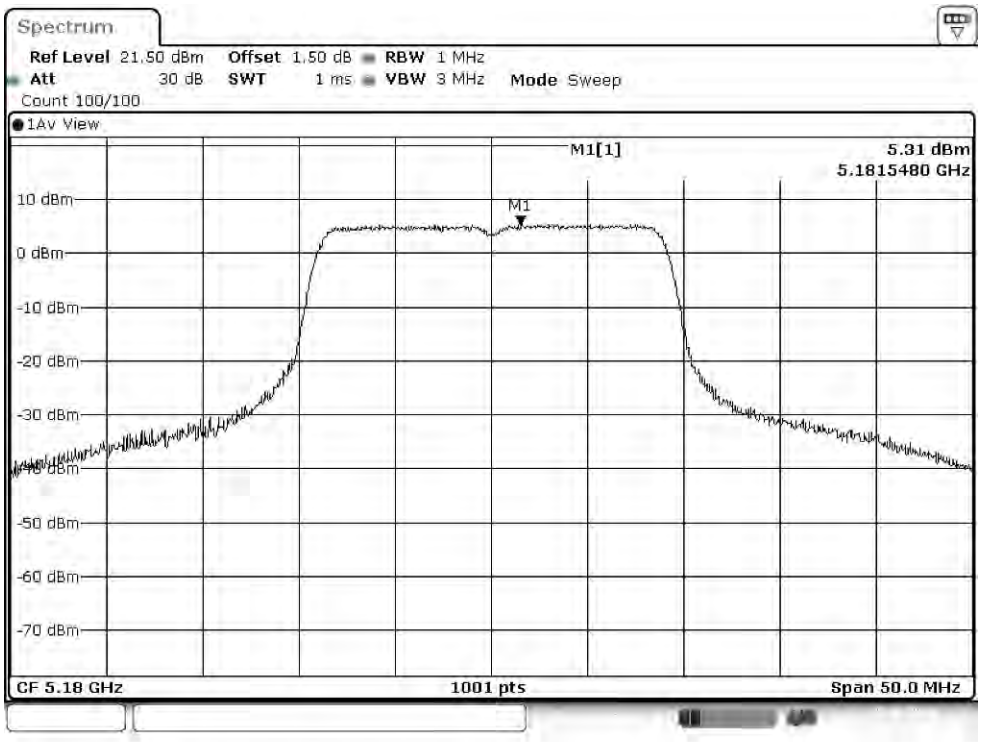

Channel 44

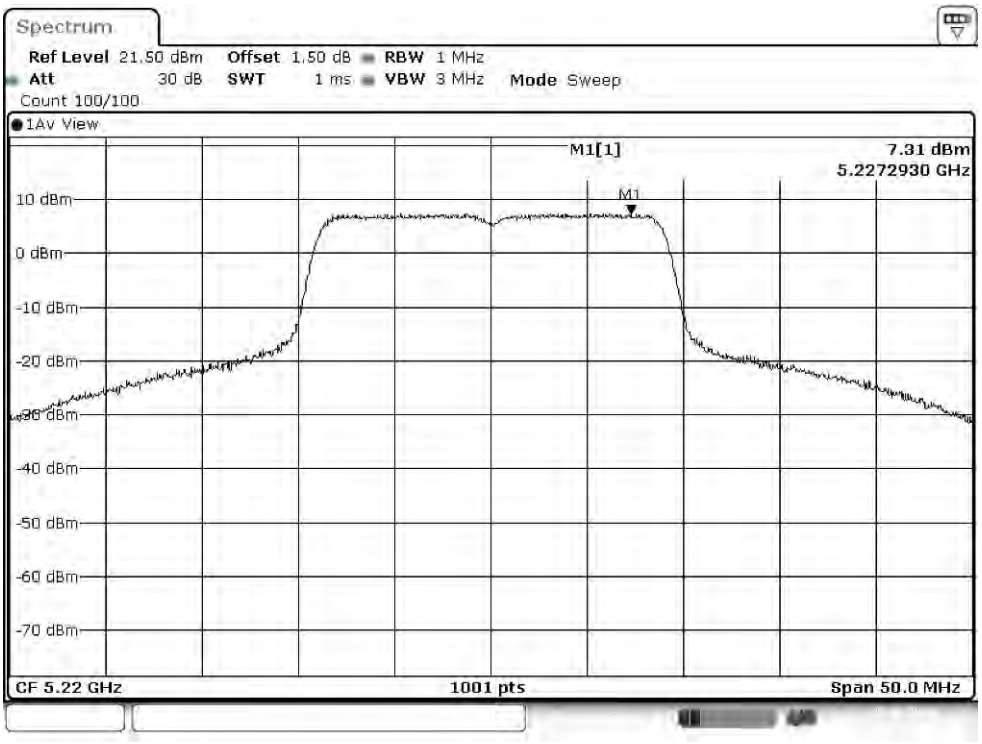

Channel 48

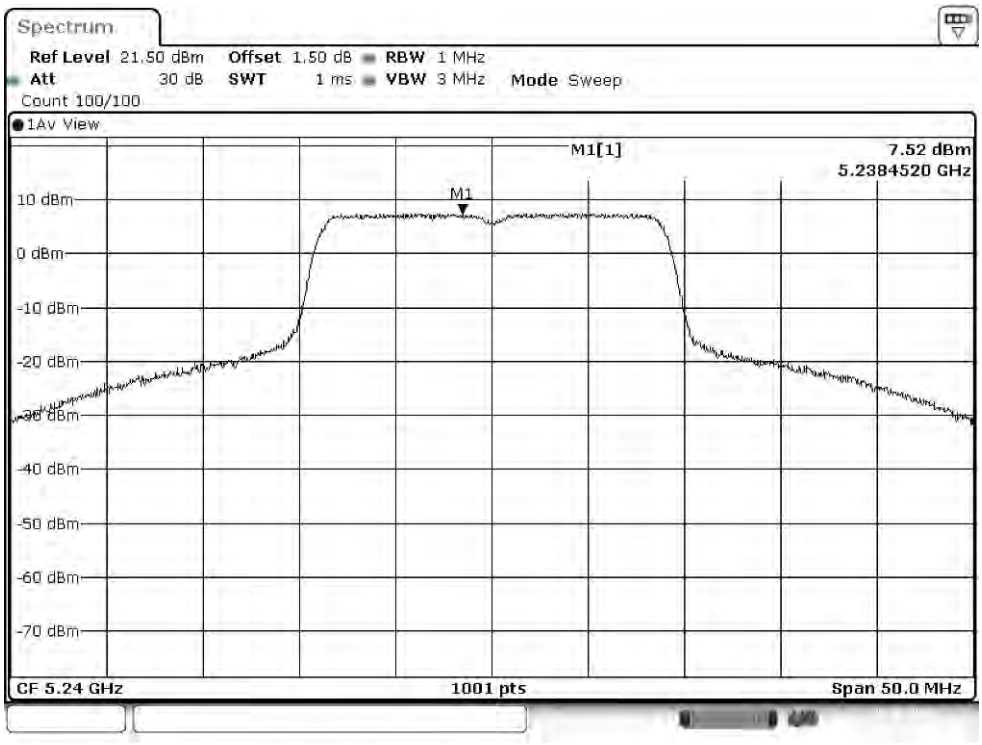

Channel 52

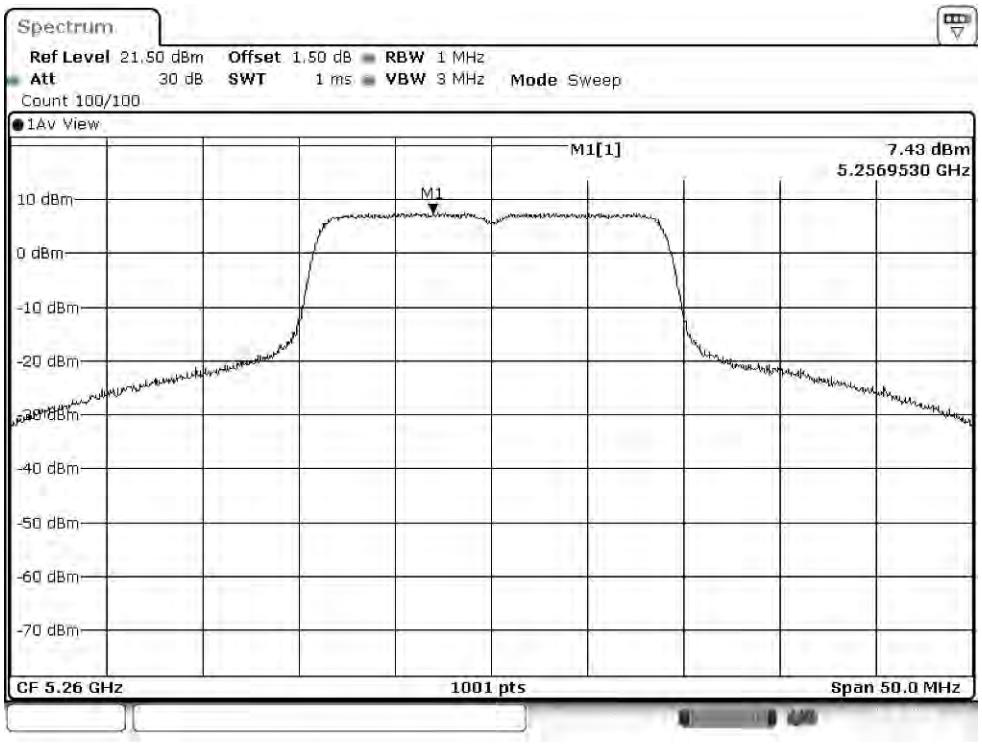

Channel 60

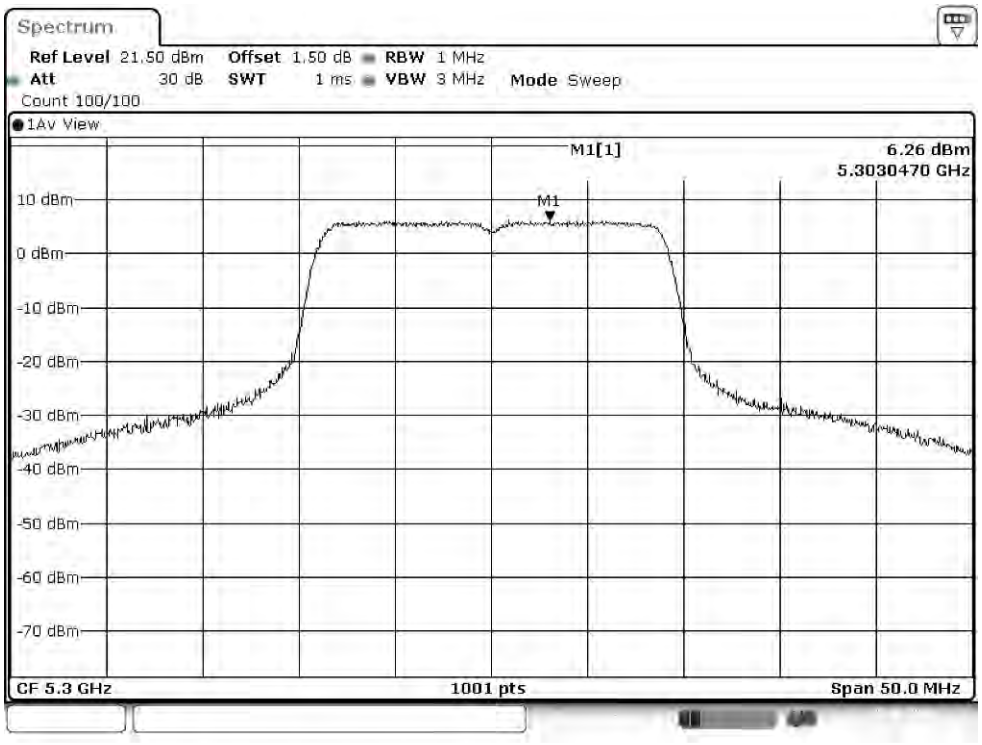

Channel 64

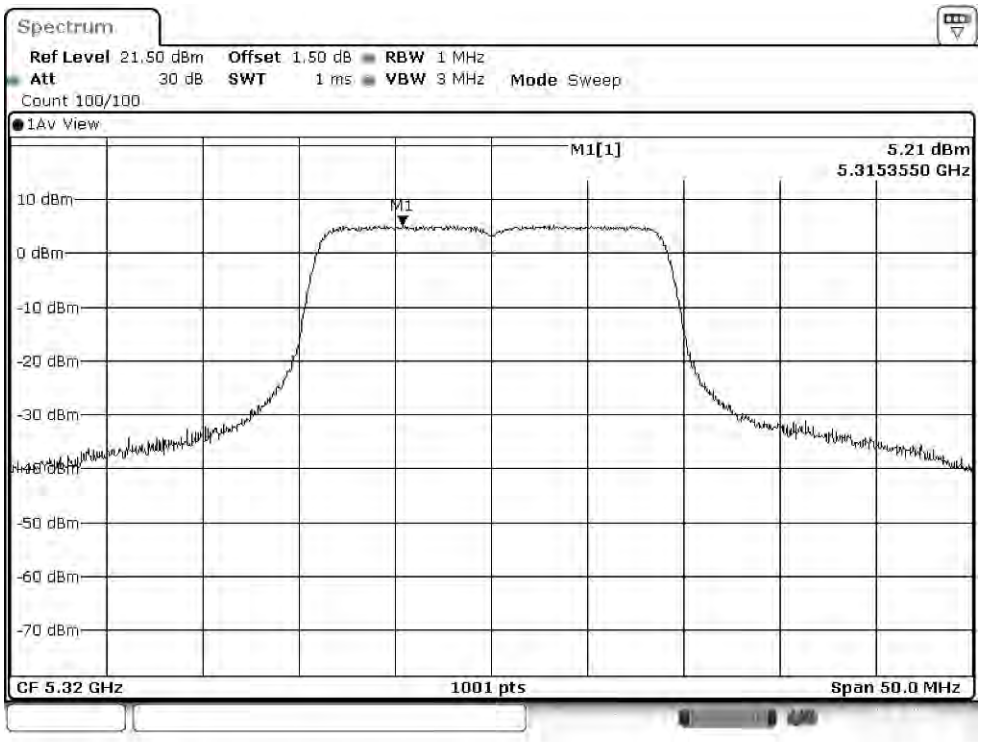

Channel 100

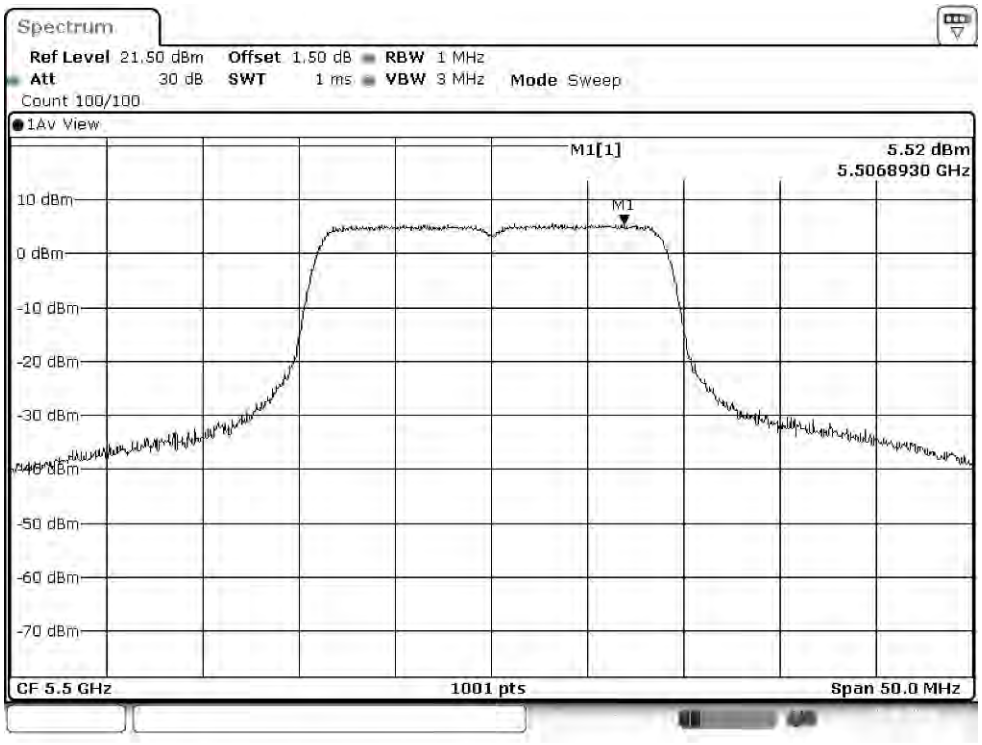

Channel 116

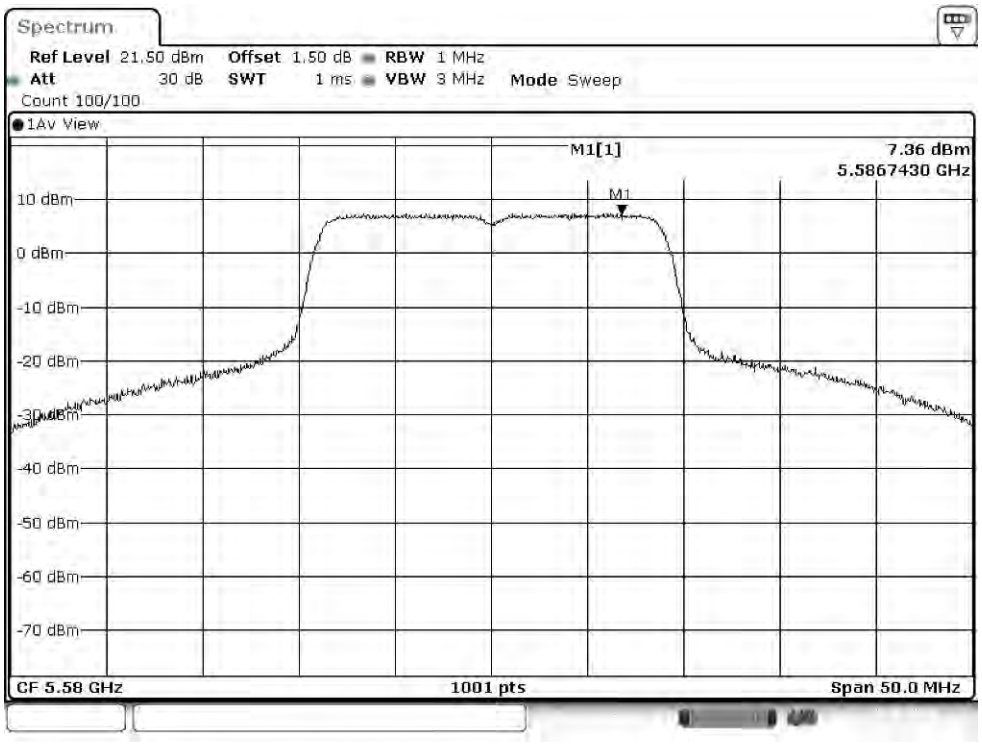

Channel 140

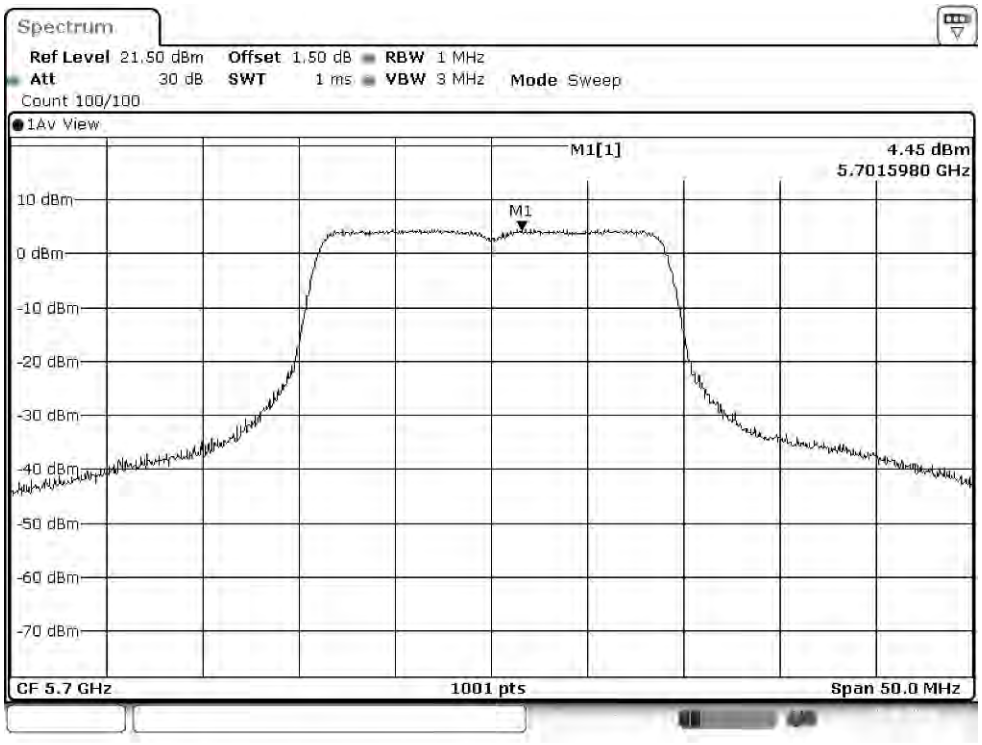

Channel 144(U-NII-2C)

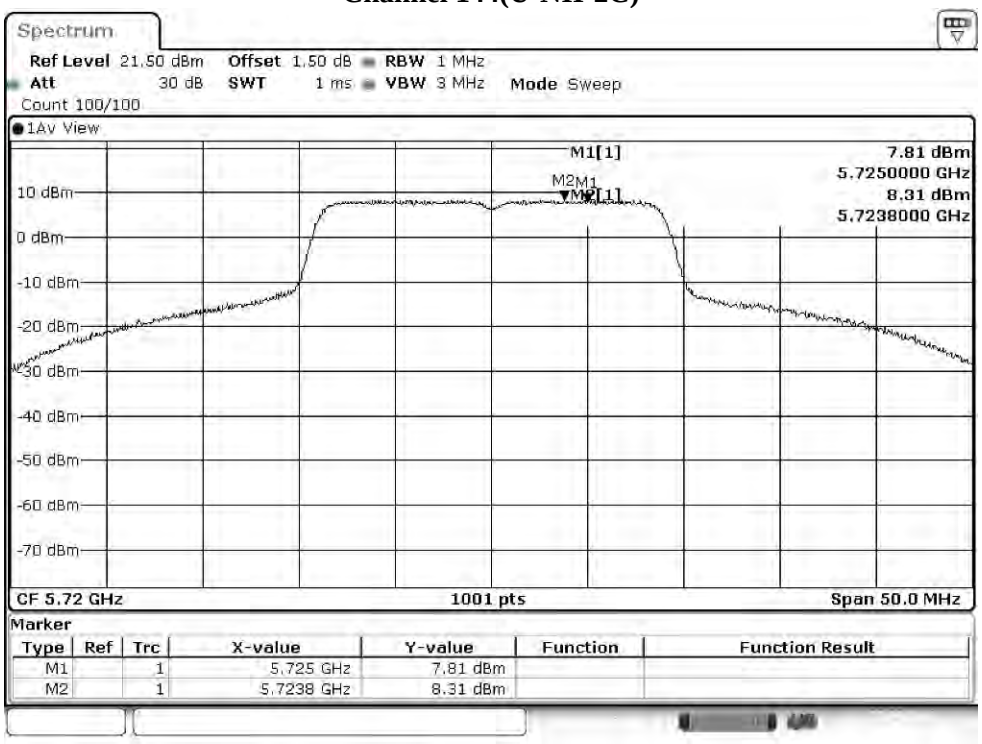

Channel 144 (U-NII-3)

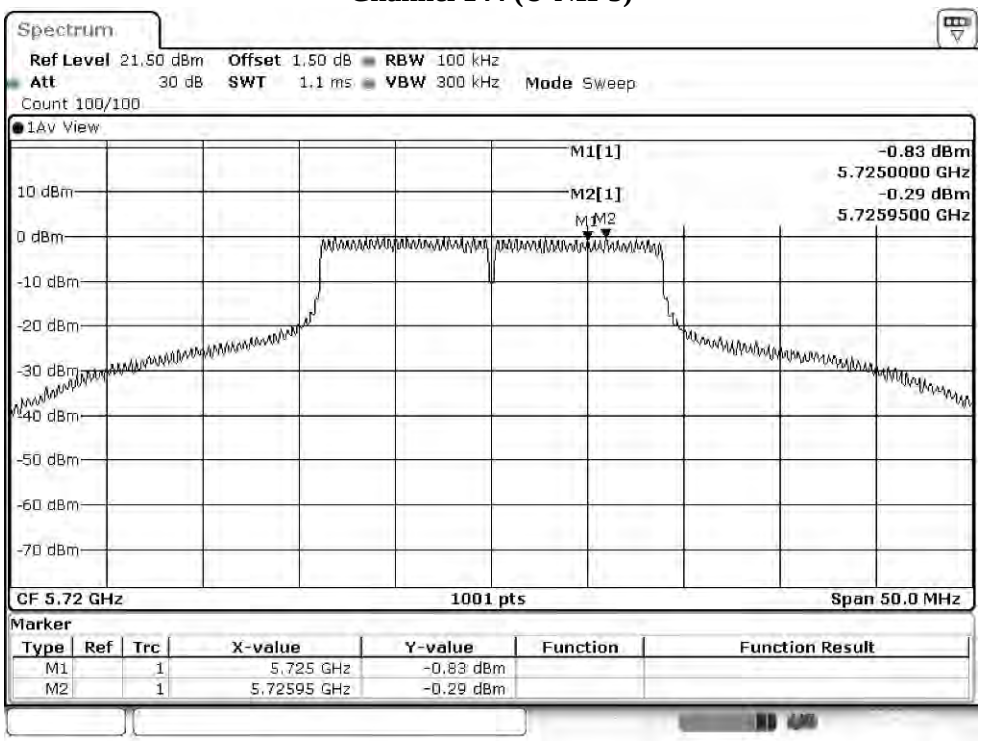

Channel 149

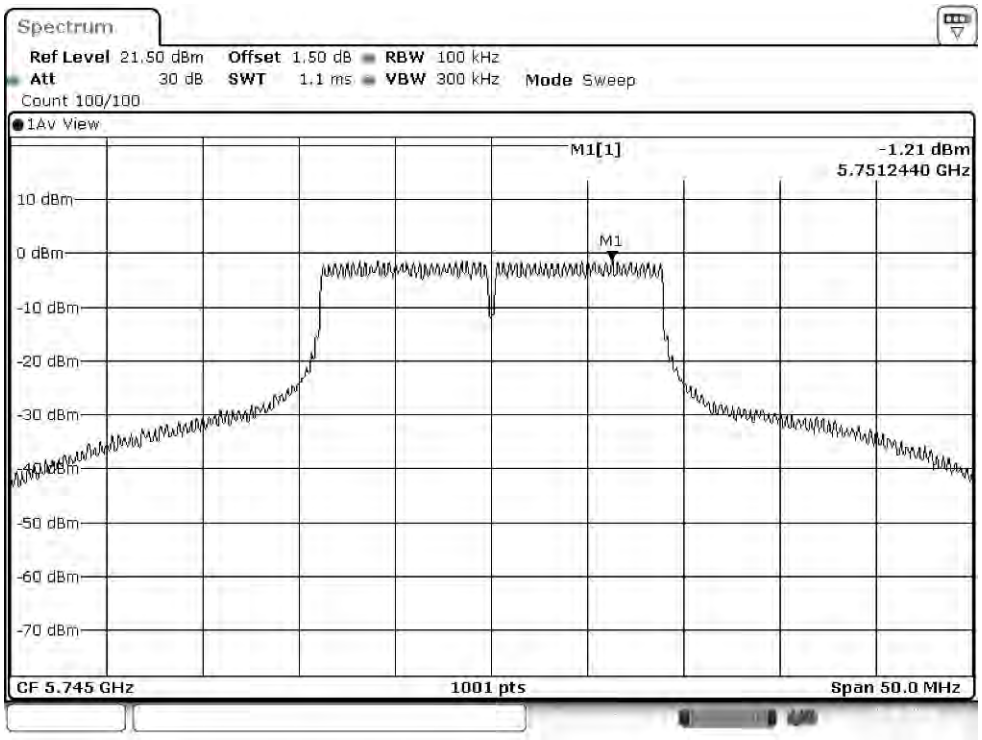

Channel 157

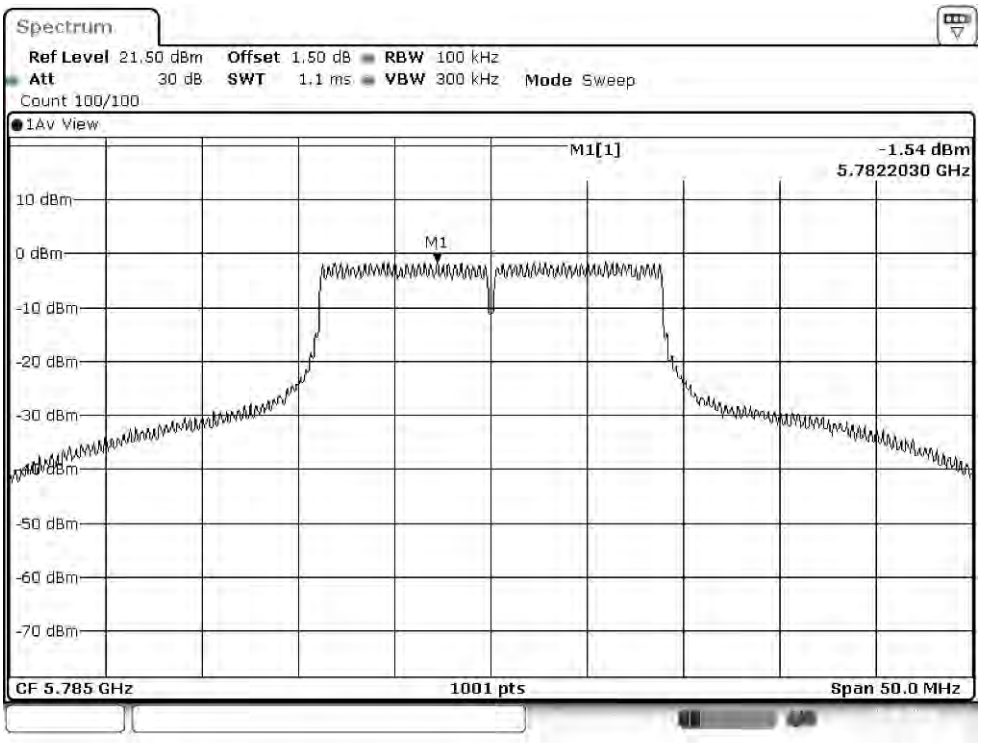

Channel 165

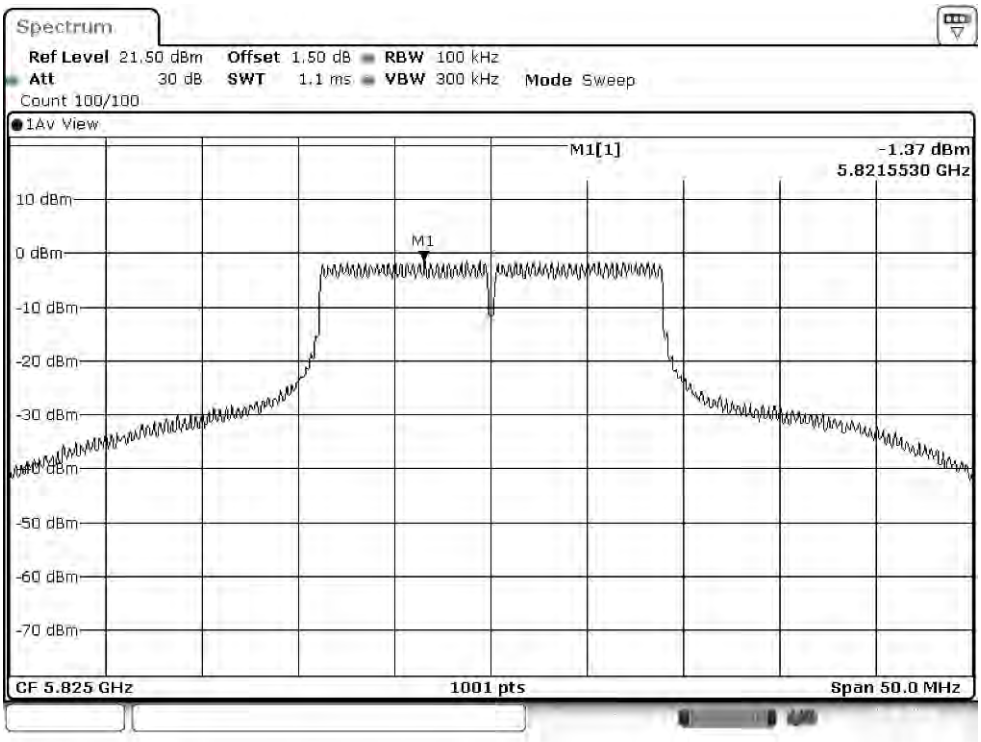

待測物名稱：Intel® Wi-Fi 6 AX201
待測物型號：AX201D2W　　測試項目：峰值功率頻譜密度
測試頻道：--　　測試模式：Mode 1: SISO A: 發射器 802.11n-40BW
6 dB 頻寬：1MHz　　視頻頻寬：3MHz
檢測器：峰值　　環境溫度：21 ℃
測試日期：107 年 09 月 25 日　　環境濕度：53 %

Channel Number	Frequency (MHz)	PPSD (dBm)	Required Limit (dBm)	Result
38	5190	2.16	<11	Pass
46	5230	4.18	<11	Pass
54	5270	3.89	<11	Pass
62	5310	1.44	<11	Pass
102	5510	1.07	<11	Pass
110	5550	2.16	<11	Pass
134	5670	4.08	<11	Pass

Channel Number	Frequency (MHz)	PPSD (dBm)	BWCF (dB)	Total PPSD (dBm)	Required Limit (dBm)	Result
142(U-NII-2C)	5710	5.77	--	5.77	<11	Pass
142(U-NII-3)	5710	-2.89	6.98	4.09	<30	Pass
151	5755	-3.83	6.98	3.15	<30	Pass
159	5795	-4.06	6.98	2.92	<30	Pass

Channel 38

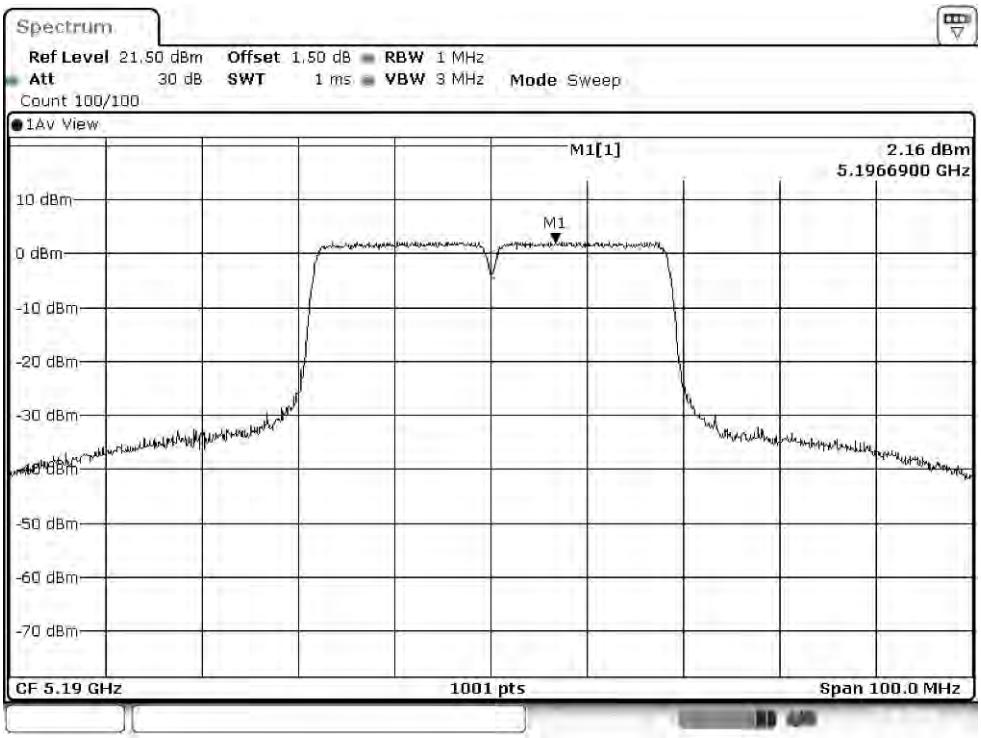

Channel 46

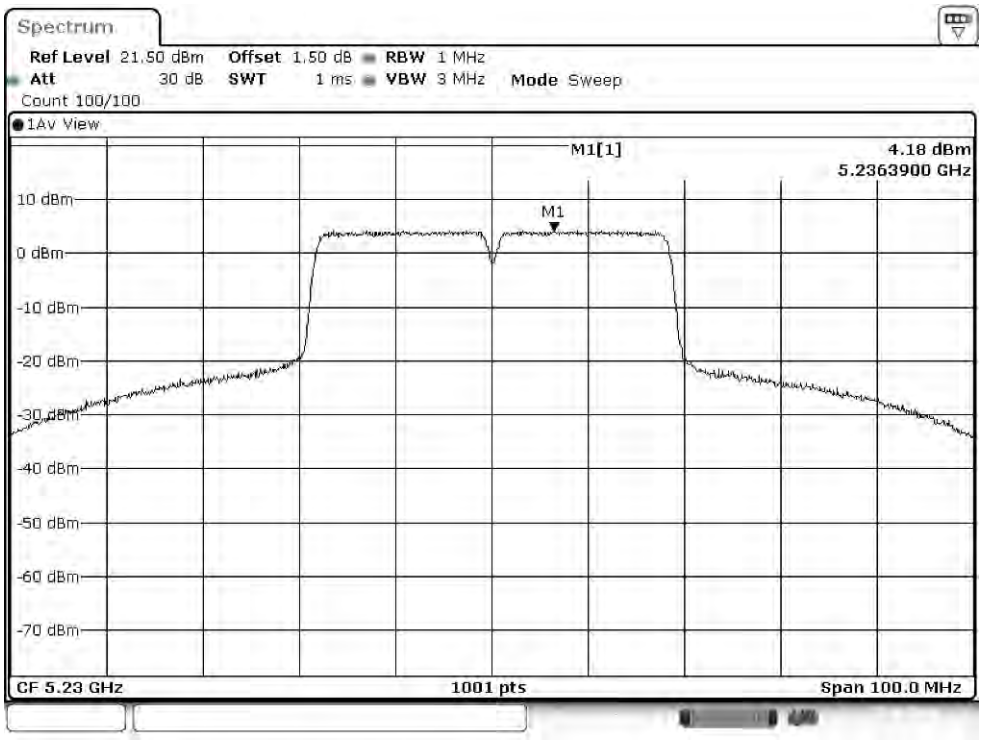

Channel 54

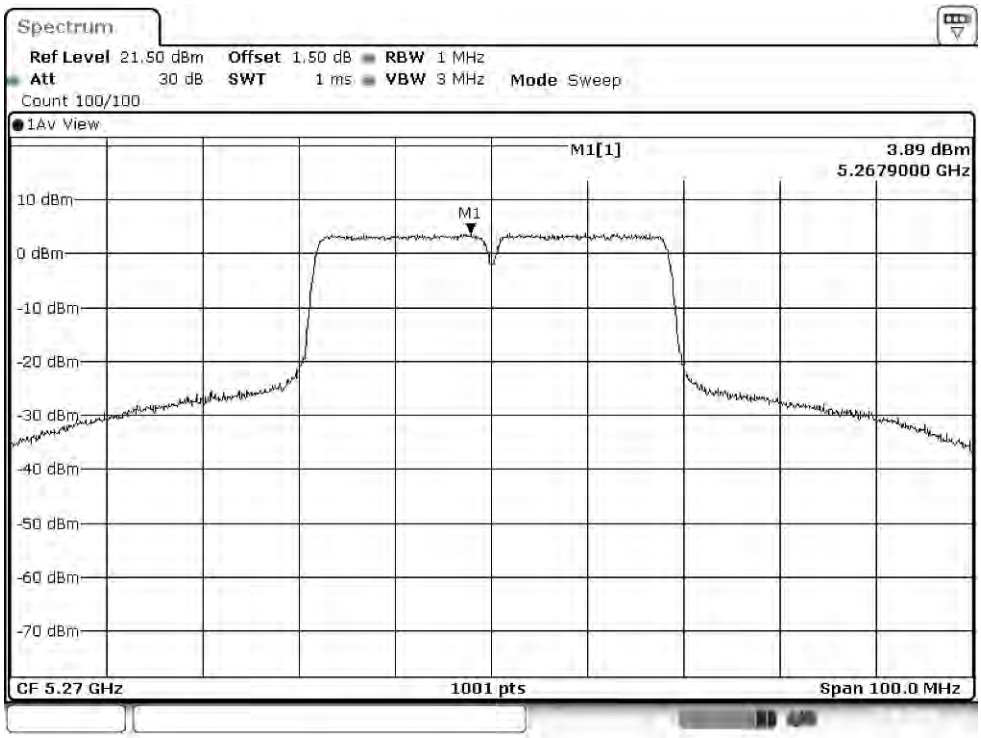

Channel 62

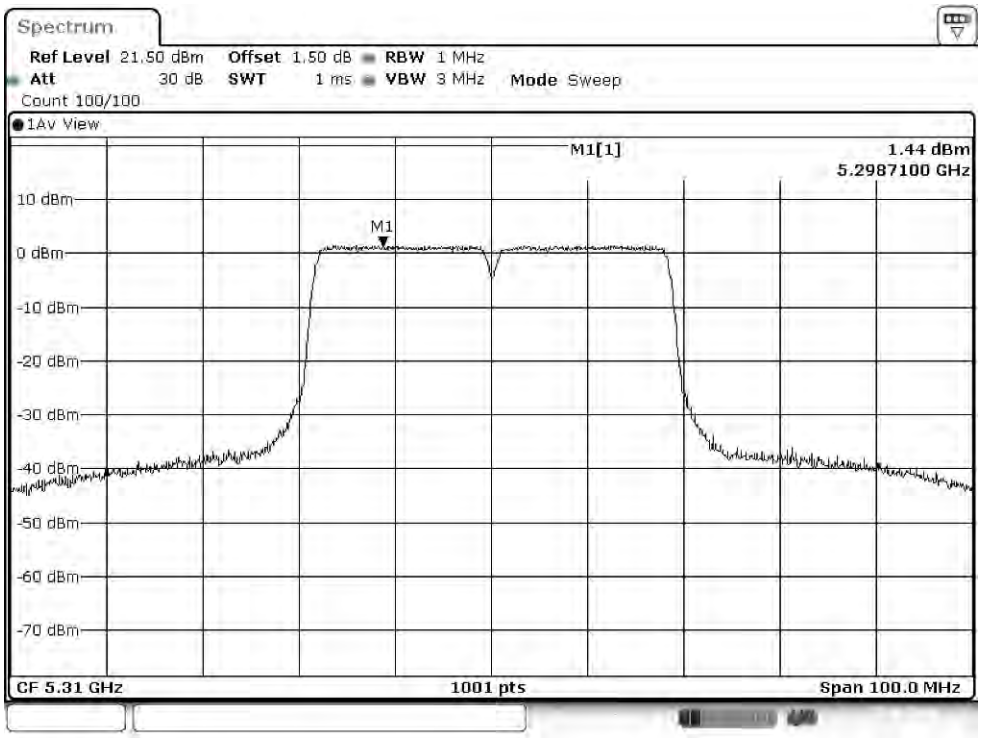

Channel 102

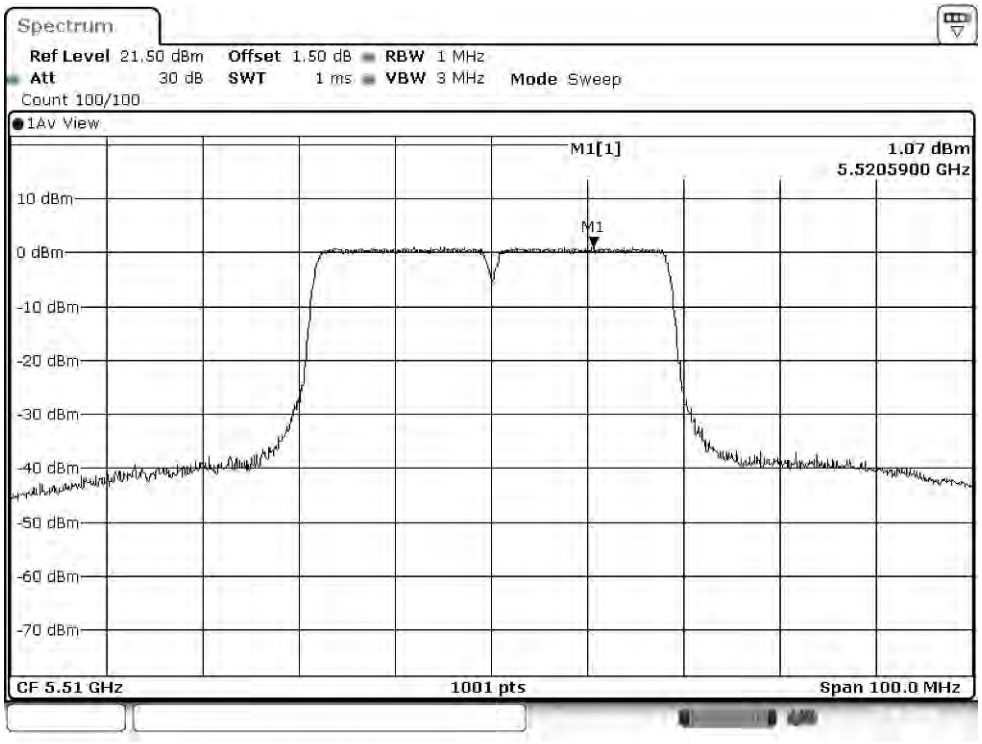

Channel 110

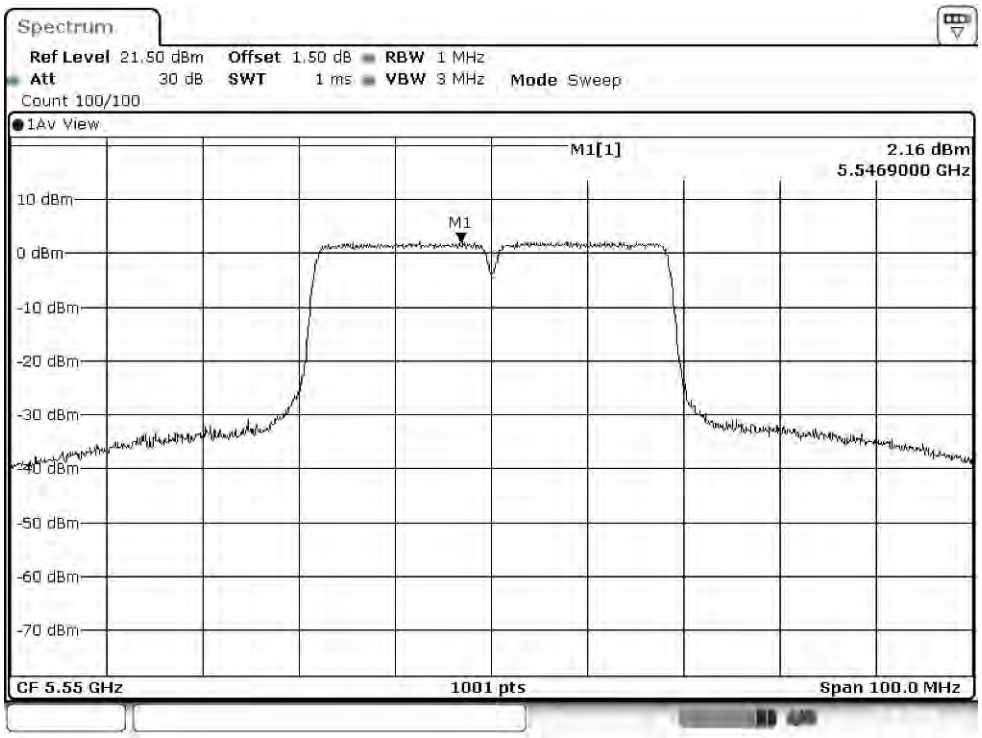

Channel 134

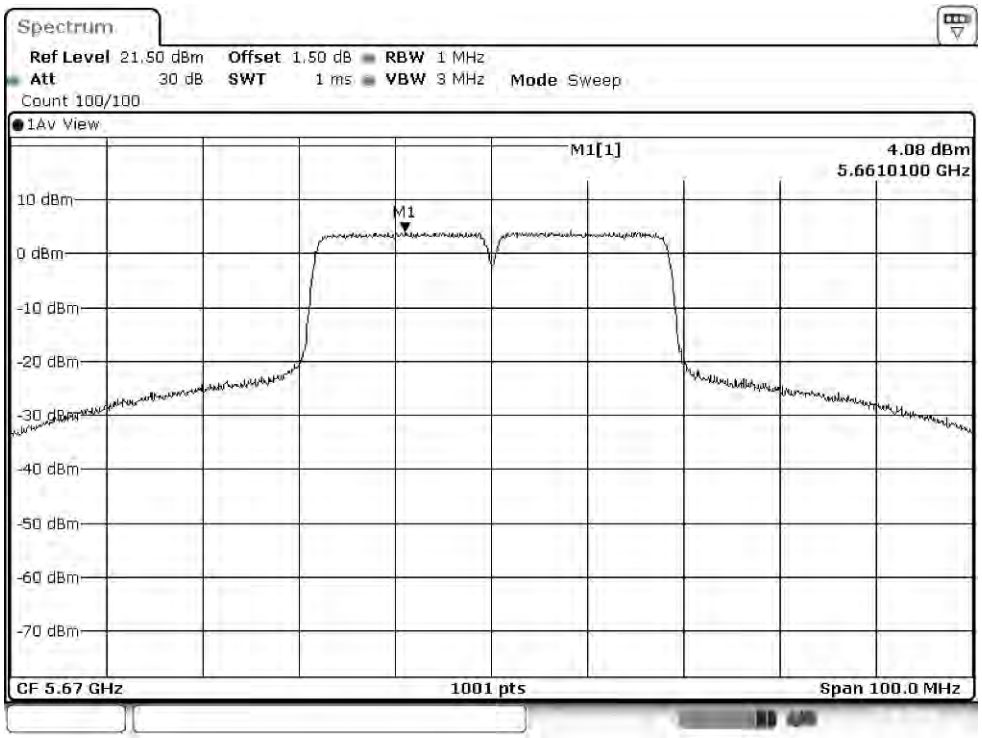

Channel 142(U-NII-2C)

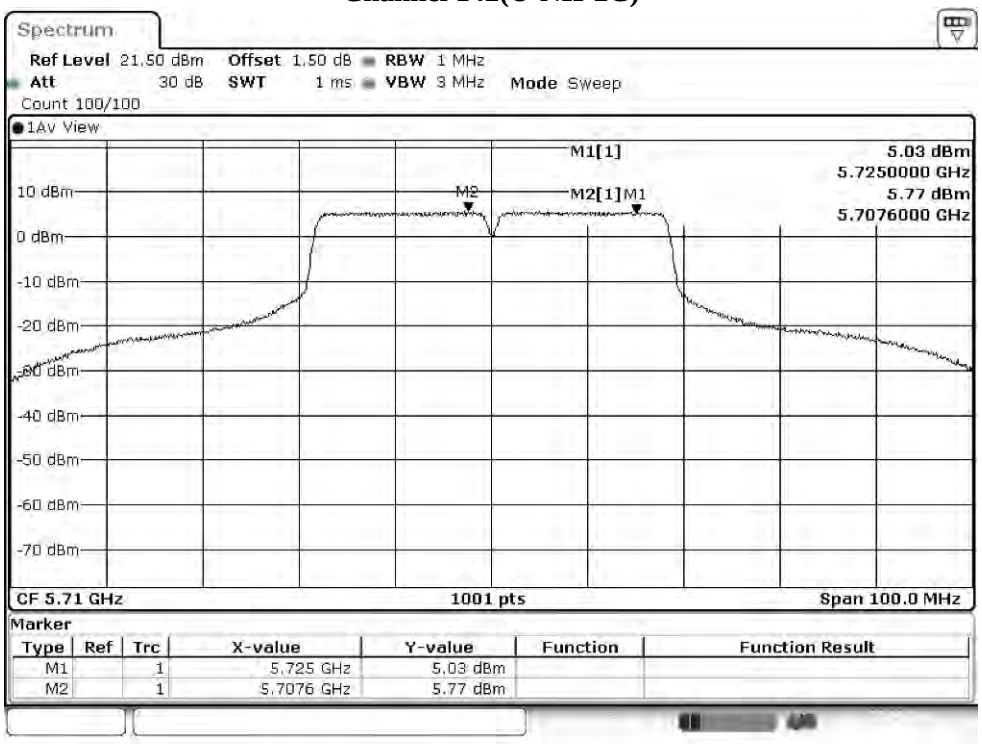

Channel 142(U-NII-3)

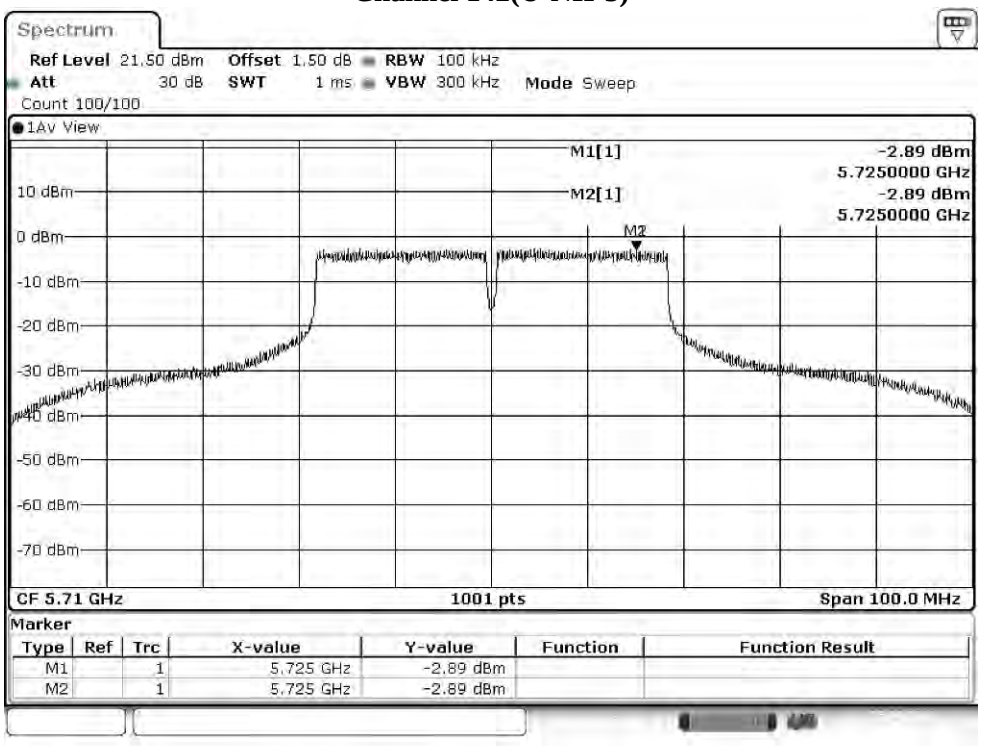

Channel 151

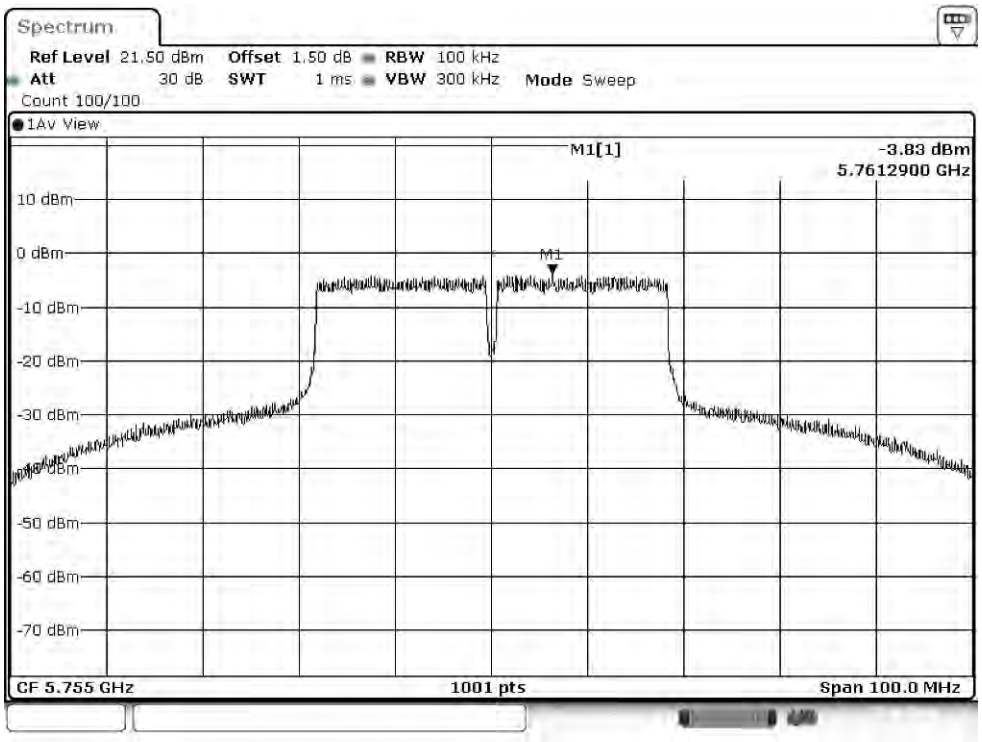

Channel 159

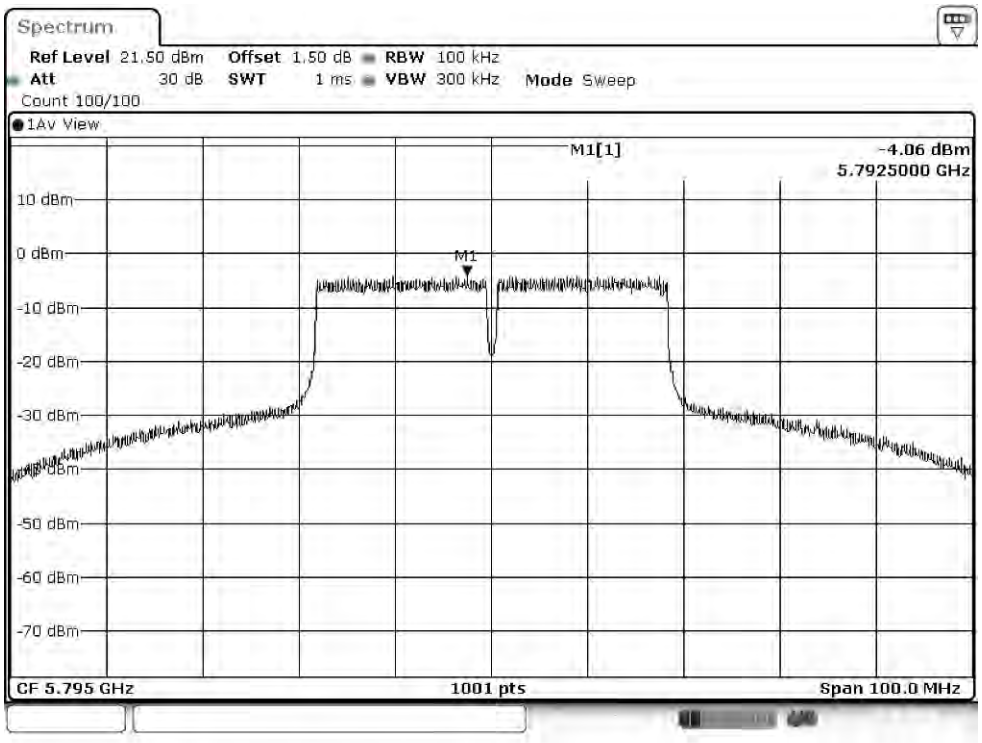
Spectrum
Ref Level 21.50 dBm Offset 1.50 dB RBW 100 kHz
Att 30 dB SWT 1 ms VBW 300 kHz Mode Sweep
Count 100/100
1Av View
M1[1]
-4.06 dBm
5.7925000 GHz
10 dBm
0 dBm
-10 dBm
-20 dBm
-30 dBm
-40 dBm
-50 dBm
-60 dBm
-70 dBm
M1
CF 5.795 GHz
1001 pts
Span 100.0 MHz

待測物名稱：Intel® Wi-Fi 6 AX201
待測物型號：AX201D2W　　測試項目：峰值功率頻譜密度
測試頻道：--　　測試模式：Mode 1: SISO A: 發射器 802.11ac-80BW
6 dB 頻寬：1MHz　　視頻頻寬：3MHz
檢測器：峰值　　環境溫度：21 ℃
測試日期：107 年 09 月 25 日　　環境濕度：53 %

Channel Number	Frequency (MHz)	PPSD (dBm)	BWCF (dB)	Total PPSD (dBm)	Required Limit (dBm)	Result
42	5210	0.87	--	0.87	<11	Pass
58	5290	-0.02	--	-0.02	<11	Pass
106	5530	1.13	--	1.13	<11	Pass
122	5610	3.19	--	3.19	<11	Pass
138(U-NII-2C)	5690	3.13	--	3.13	<11	Pass
138(U-NII-3)	5690	-8.99	6.98	-2.01	<30	Pass
155	5775	-6.82	6.98	0.16	<30	Pass

Channel 42

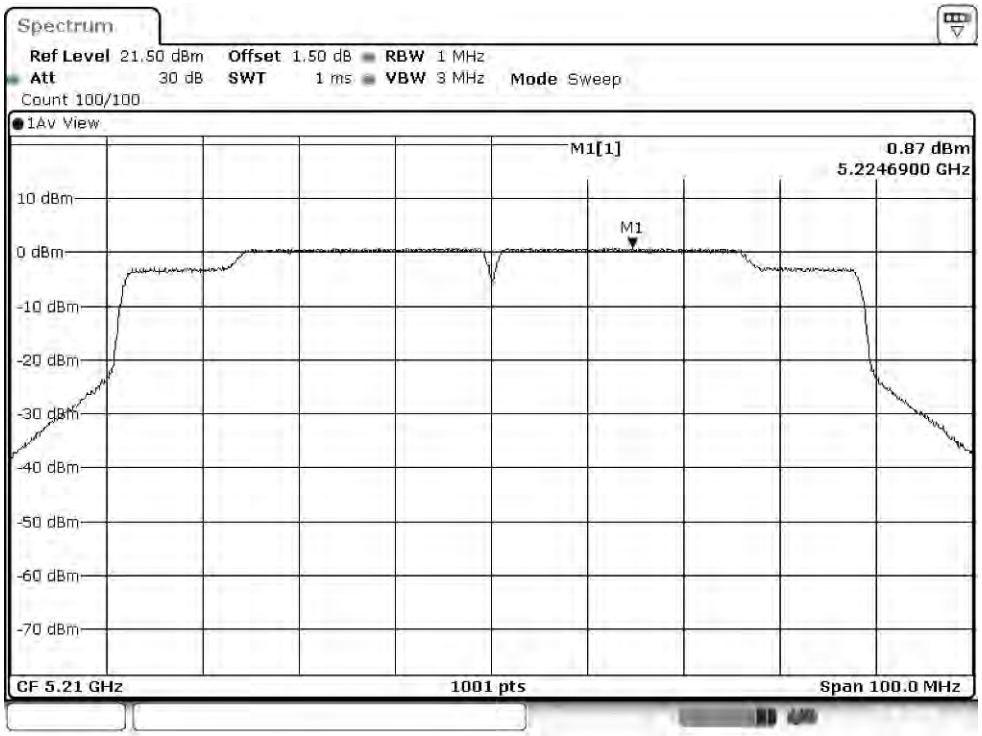

Channel 58

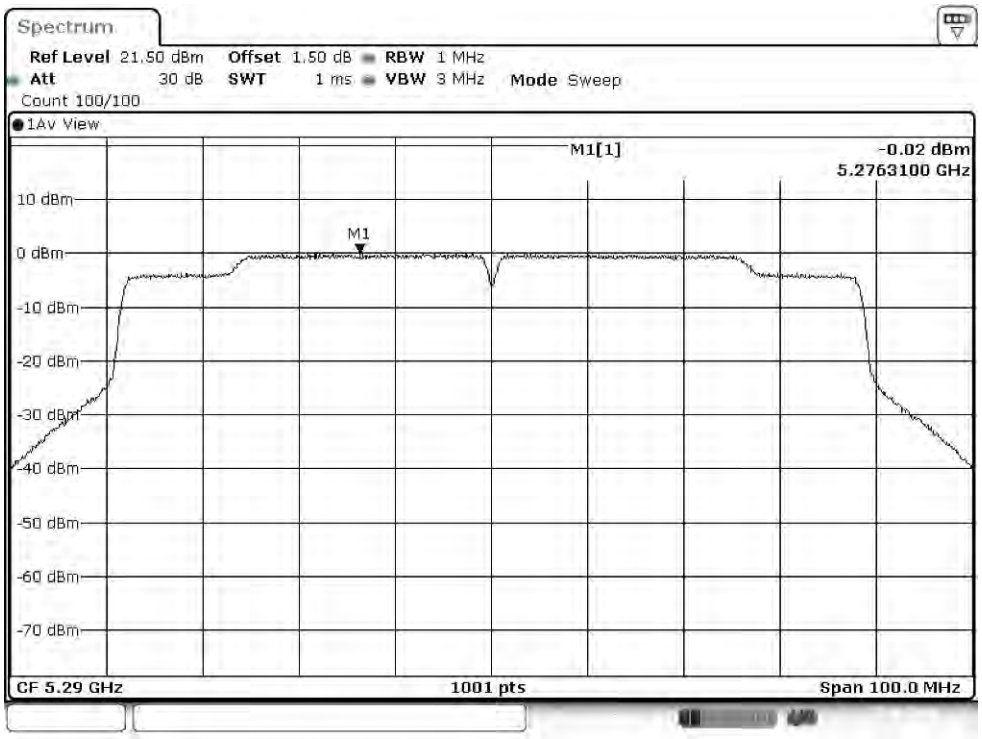

Channel 106

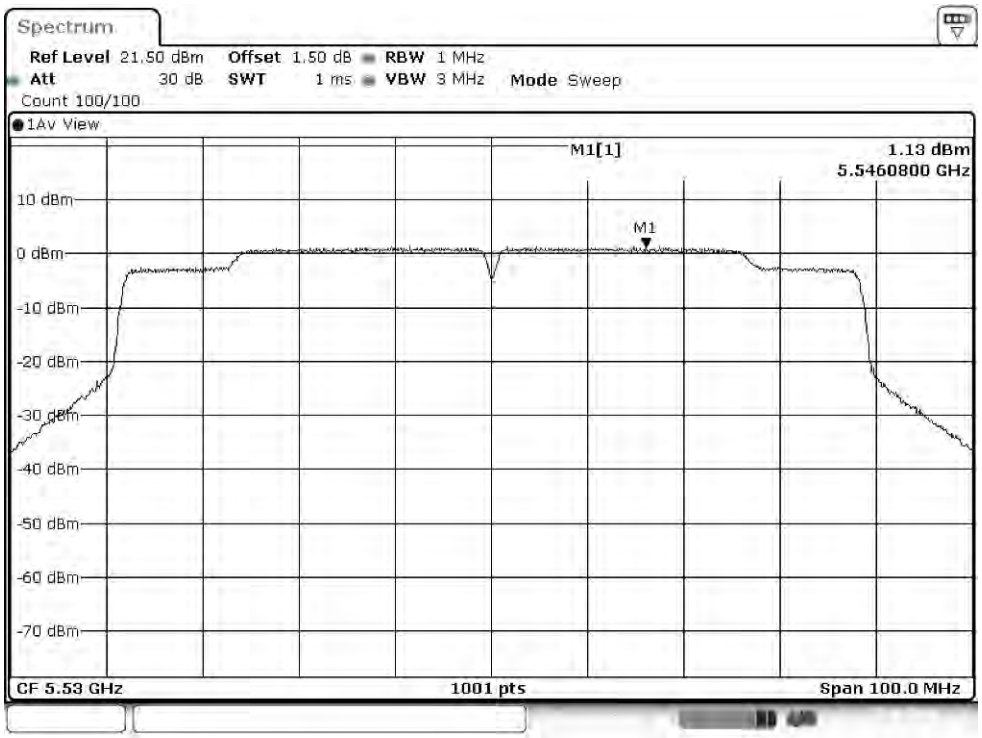

Channel 122

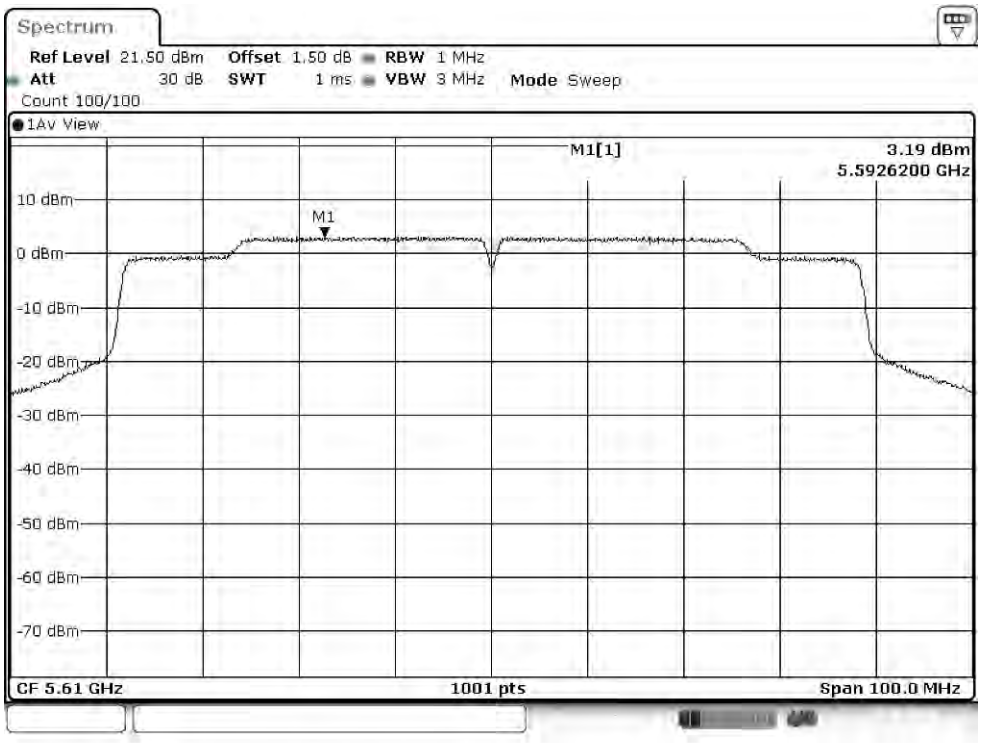

Channel 138 (U-NII-2C)

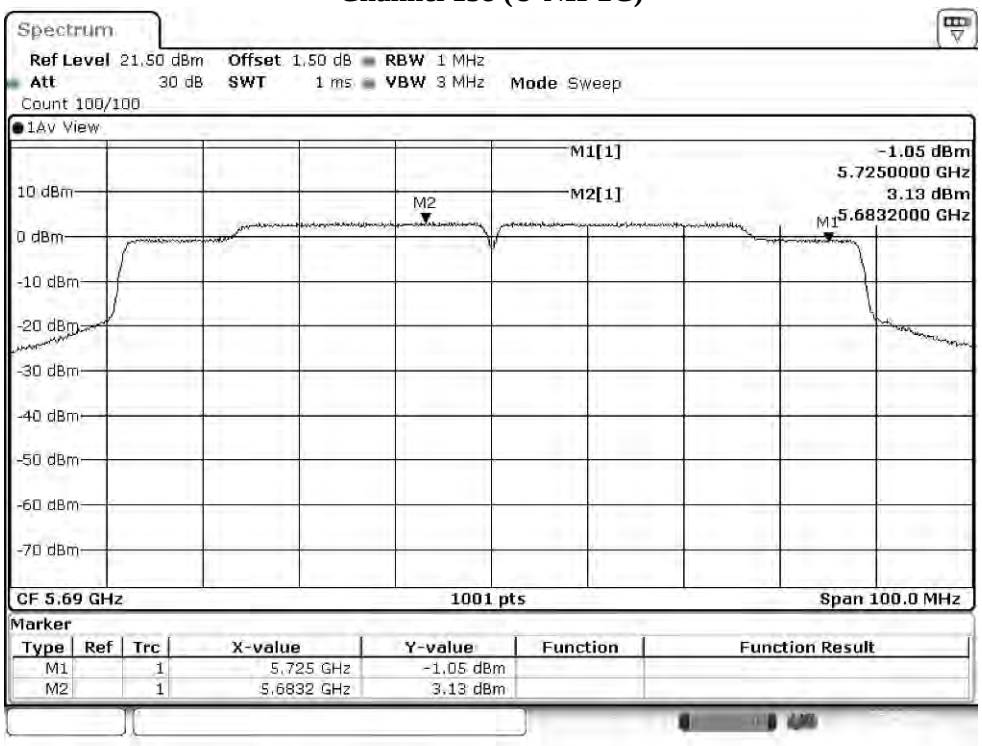

Channel 138 (U-NII-3)

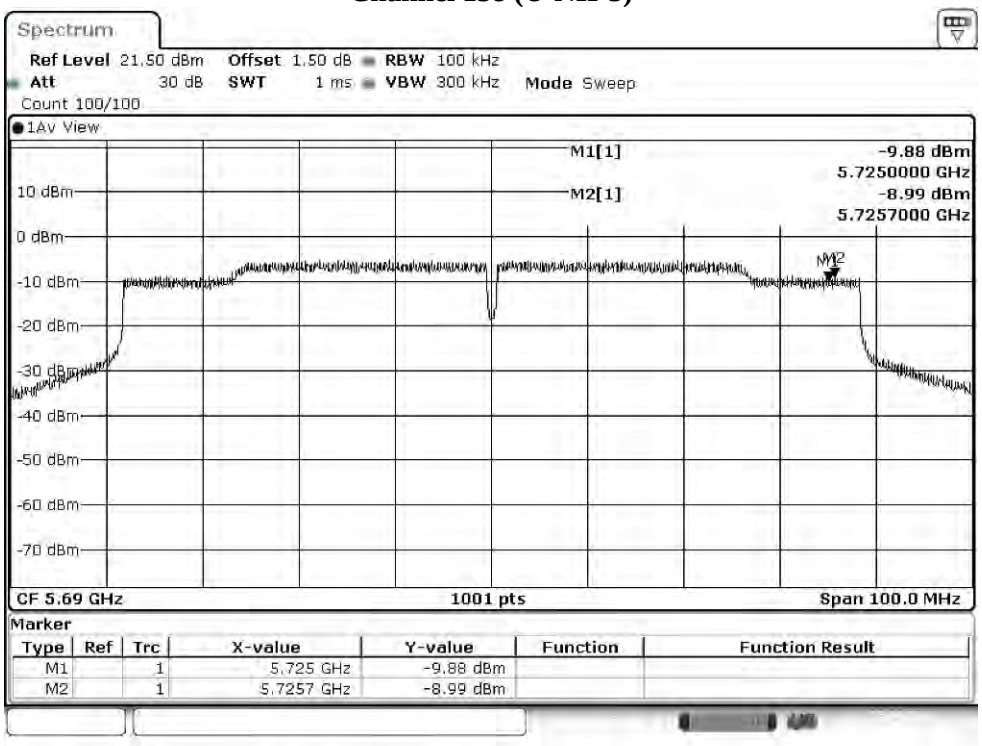

Channel 155

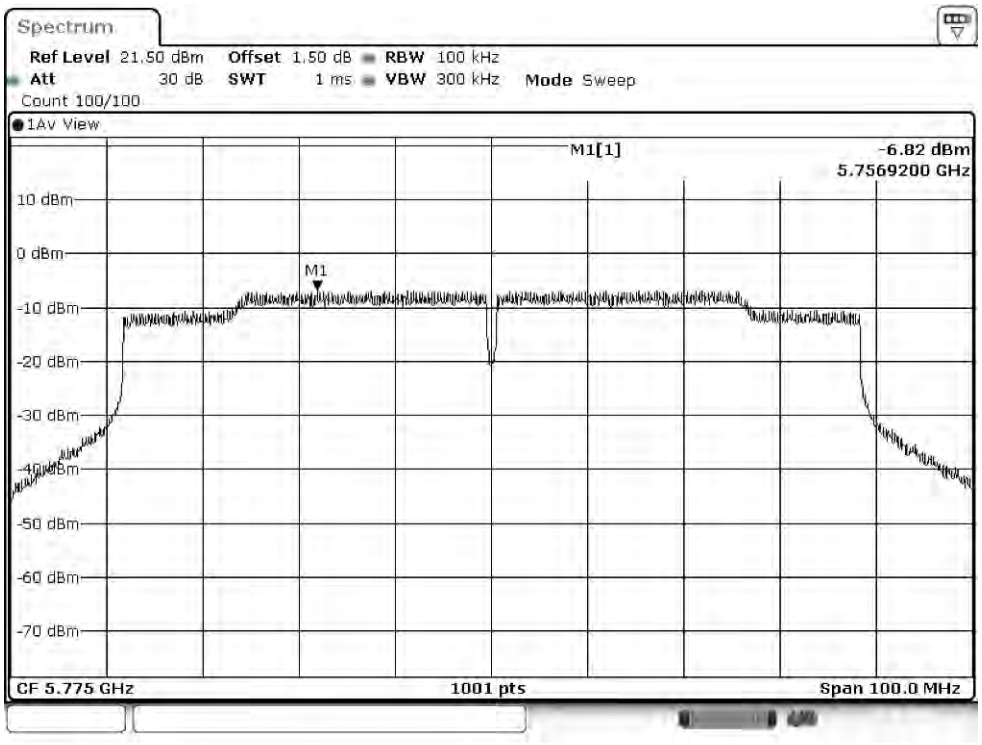
Spectrum
Ref Level 21.50 dBm Offset 1.50 dB RBW 100 kHz
Att 30 dB SWT 1 ms VBW 300 kHz Mode Sweep
Count 100/100
1Av View
M1[1] -6.82 dBm
5.7569200 GHz
10 dBm
0 dBm
-10 dBm
-20 dBm
-30 dBm
-40 dBm
-50 dBm
-60 dBm
-70 dBm
M1
CF 5.775 GHz
1001 pts
Span 100.0 MHz

待測物名稱：Intel® Wi-Fi 6 AX201

待測物型號：AX201D2W　　測試項目：峰值功率頻譜密度

測試頻道：--　　測試模式：Mode 1: SISO A: 發射器 802.11ac-160BW

6 dB 頻寬：1MHz　　視頻頻寬：3MHz

檢測器：峰值　　環境溫度：21 ℃

測試日期：107 年 09 月 25 日　　環境濕度：53 %

Channel Number	Frequency (MHz)	PPSD (dBm)	Required Limit (dBm)	Result
50	5250	-6.25	<11	Pass
114	5570	-6.45	<11	Pass

Channel 50

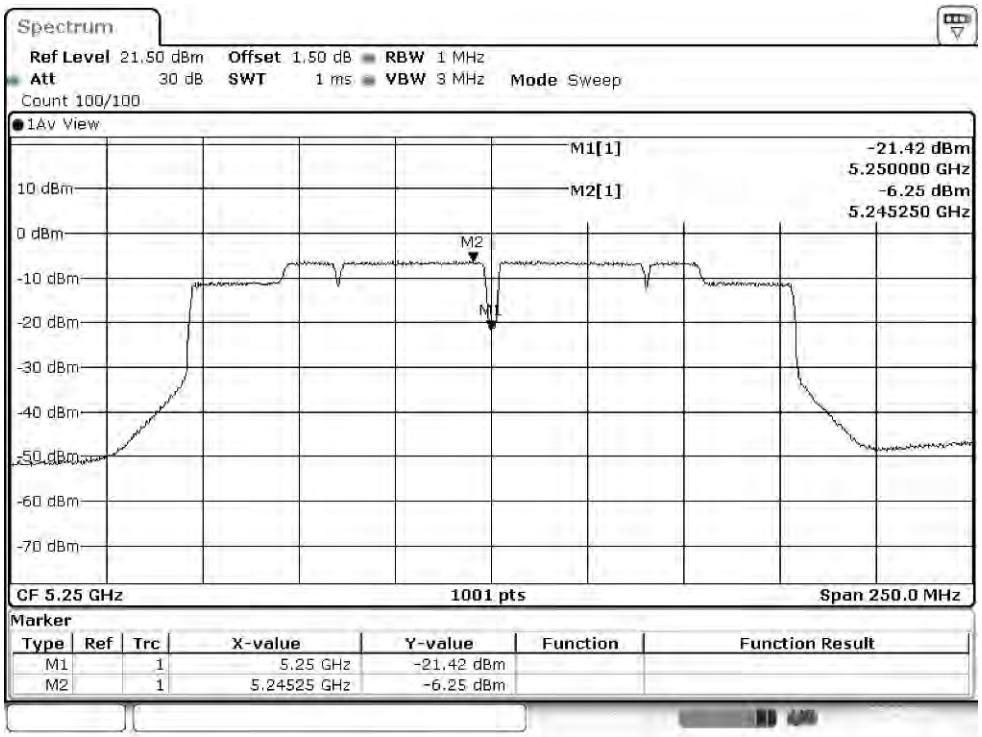

Channel 114

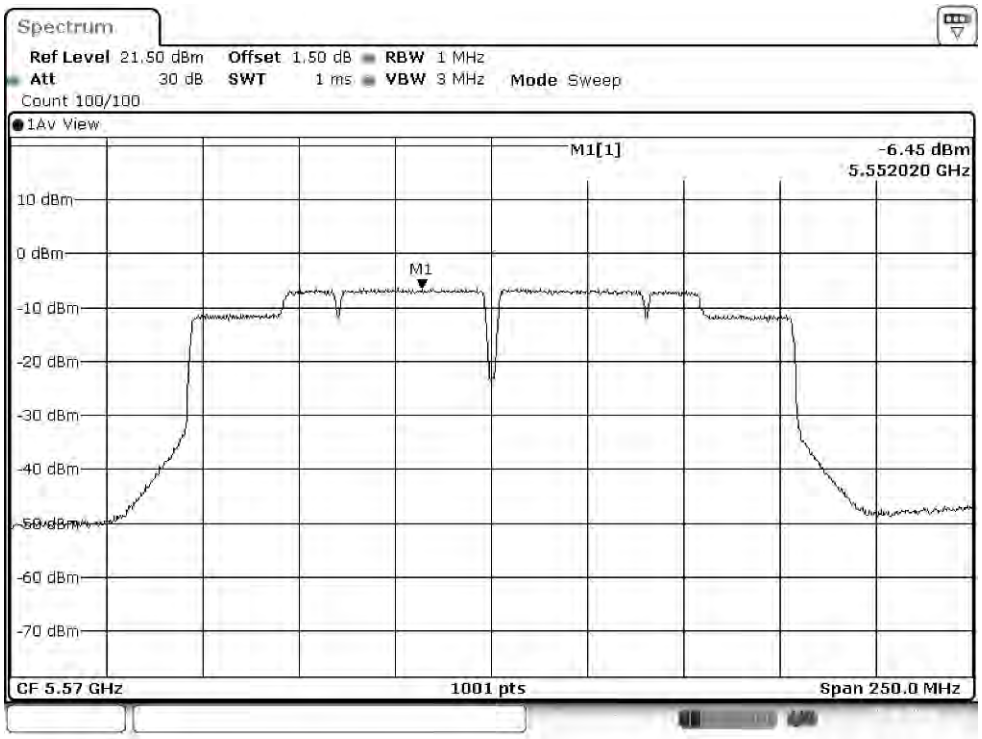

待測物名稱：Intel® Wi-Fi 6 AX201
待測物型號：AX201D2W
測試項目：峰值功率頻譜密度
測試頻道：--
測試模式：Mode 2: SISO B: 發射器 802.11a
6 dB 頻寬：1MHz
視頻頻寬：3MHz
檢測器：峰值
環境溫度：21 ℃
測試日期：107 年 09 月 25 日
環境濕度：53 %

Channel Number	Frequency (MHz)	PPSD (dBm)	Required Limit (dBm)	Result
36	5180	3.71	<11	Pass
44	5220	5.27	<11	Pass
48	5240	5.52	<11	Pass
52	5260	5.28	<11	Pass
60	5300	3.79	<11	Pass
64	5320	3.23	<11	Pass
100	5500	3.29	<11	Pass
116	5580	5.28	<11	Pass
140	5700	3.29	<11	Pass

Channel Number	Frequency (MHz)	PPSD (dBm)	BWCF (dB)	Total PPSD (dBm)	Required Limit (dBm)	Result
149	5745	-2.54	6.98	4.44	<30	Pass
157	5785	-2.09	6.98	4.89	<30	Pass
165	5825	-1.39	6.98	5.59	<30	Pass

.

Channel 36

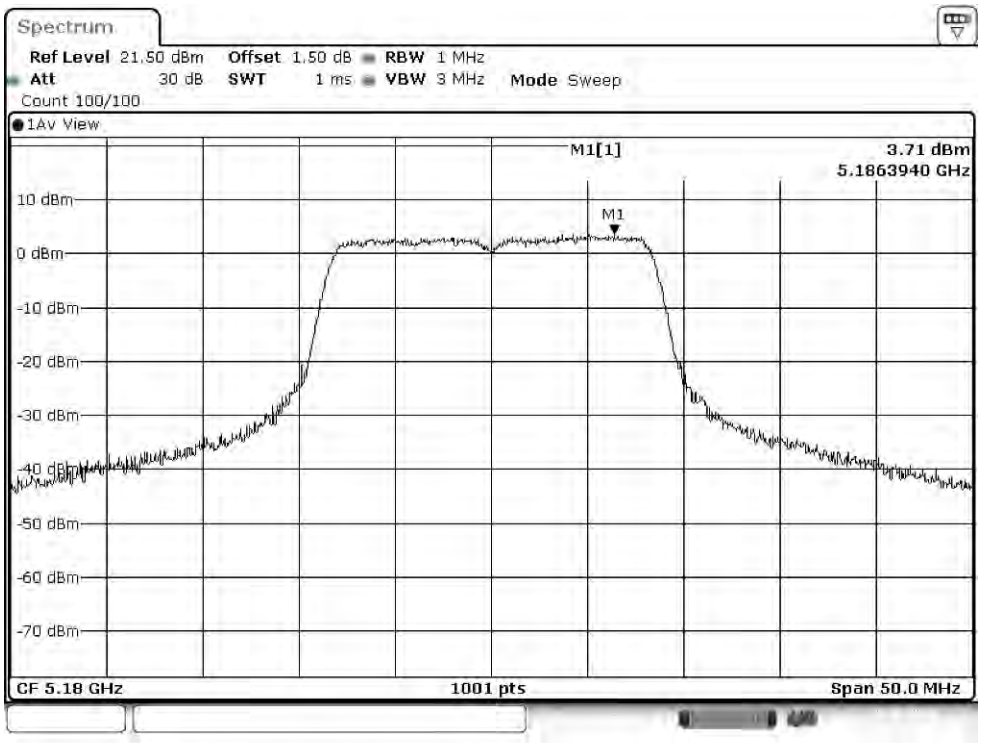

Channel 44

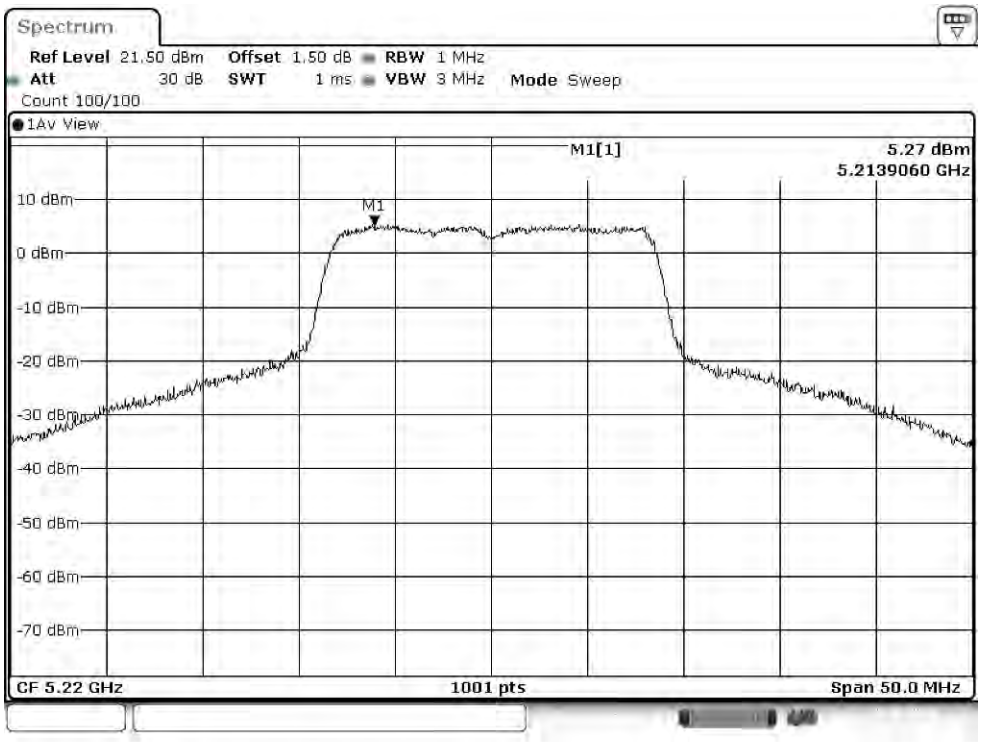

Channel 48

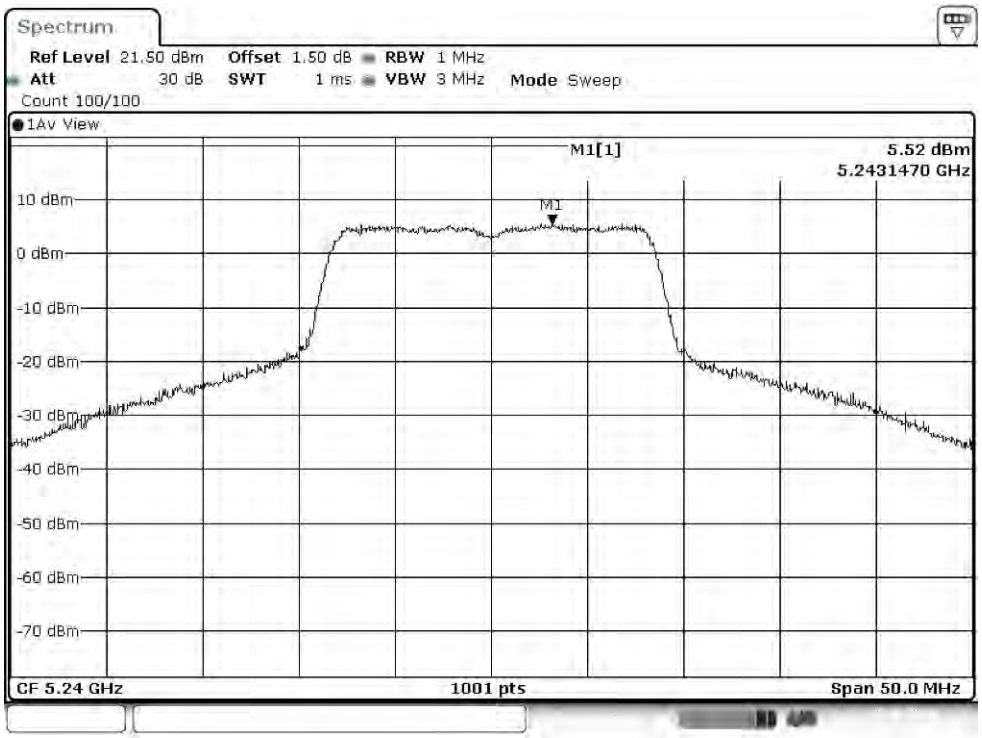

Channel 52

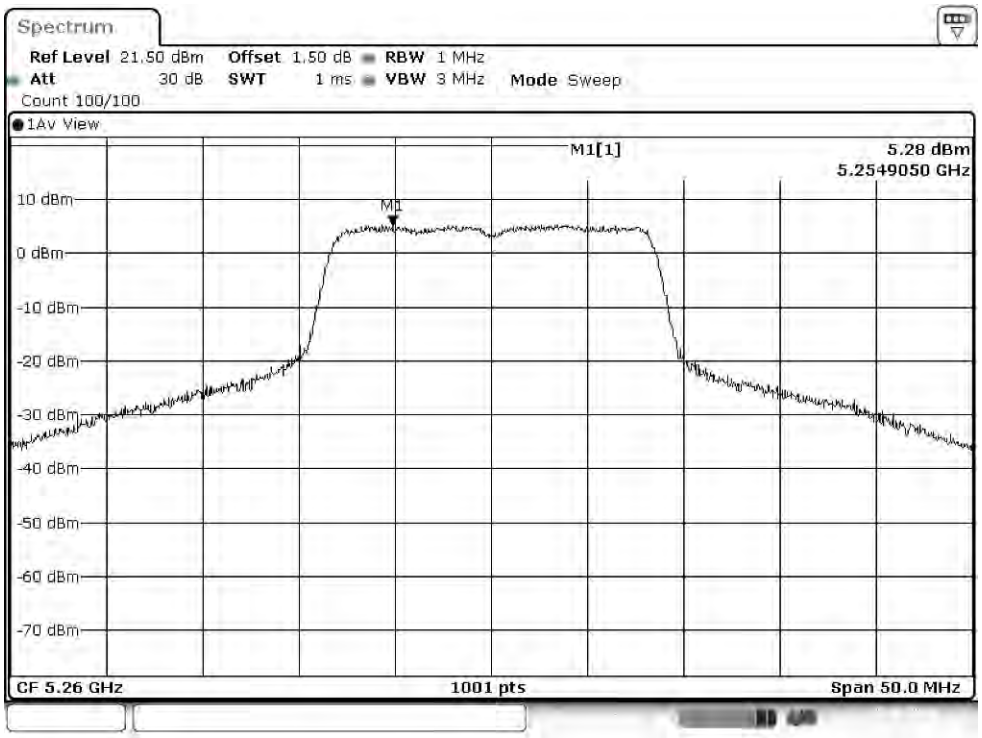

Channel 60

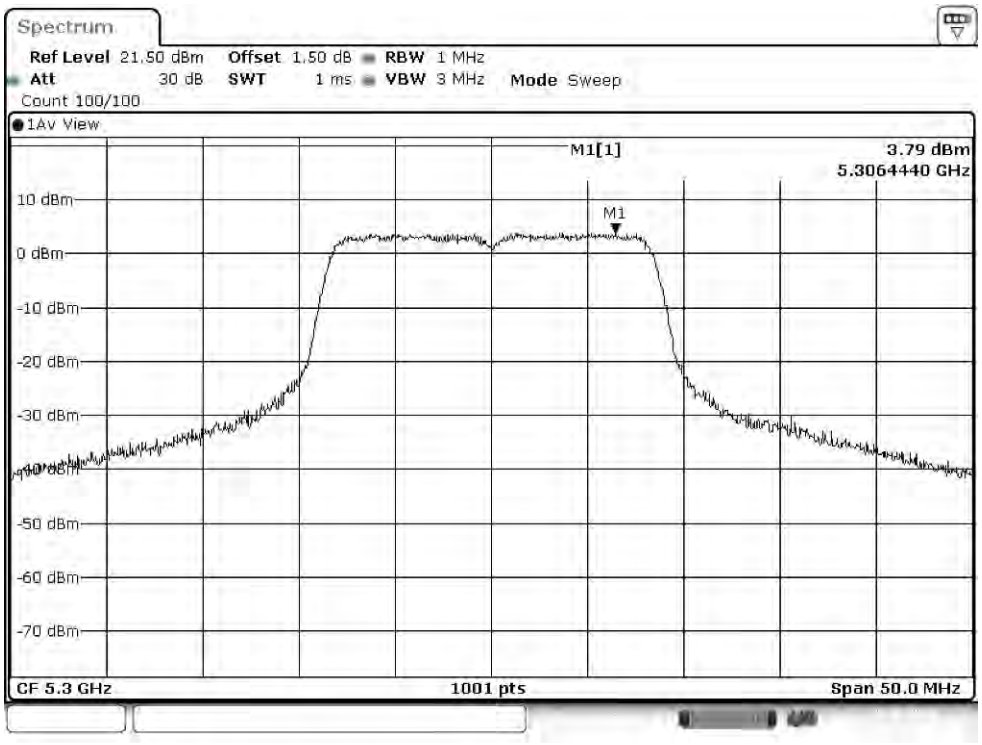

Channel 64

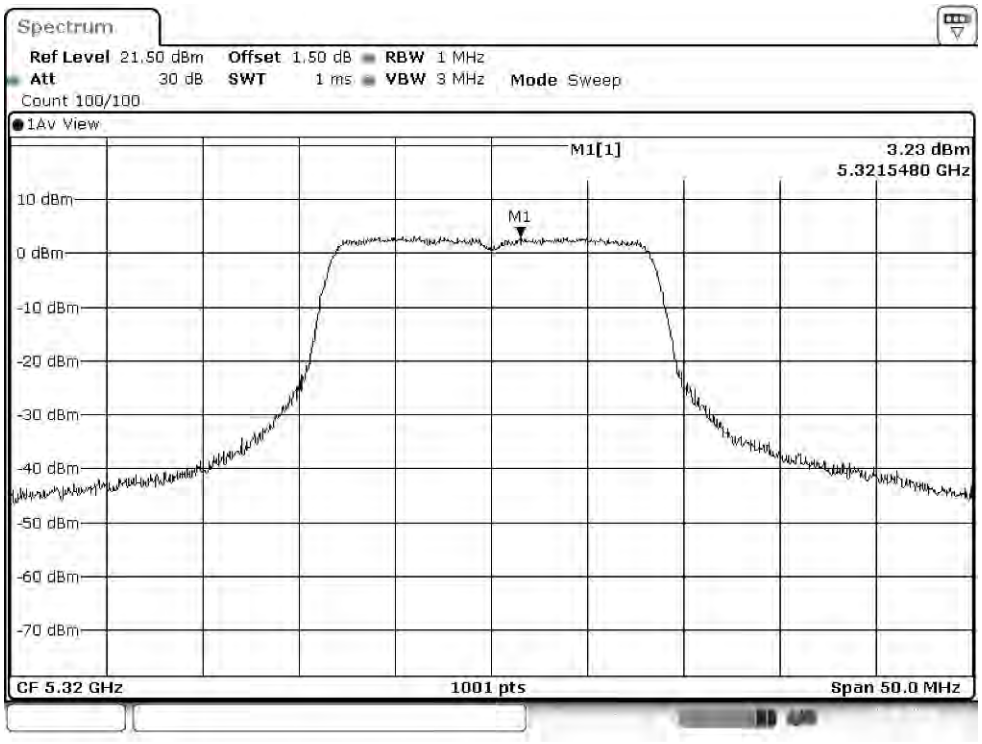

Channel 100

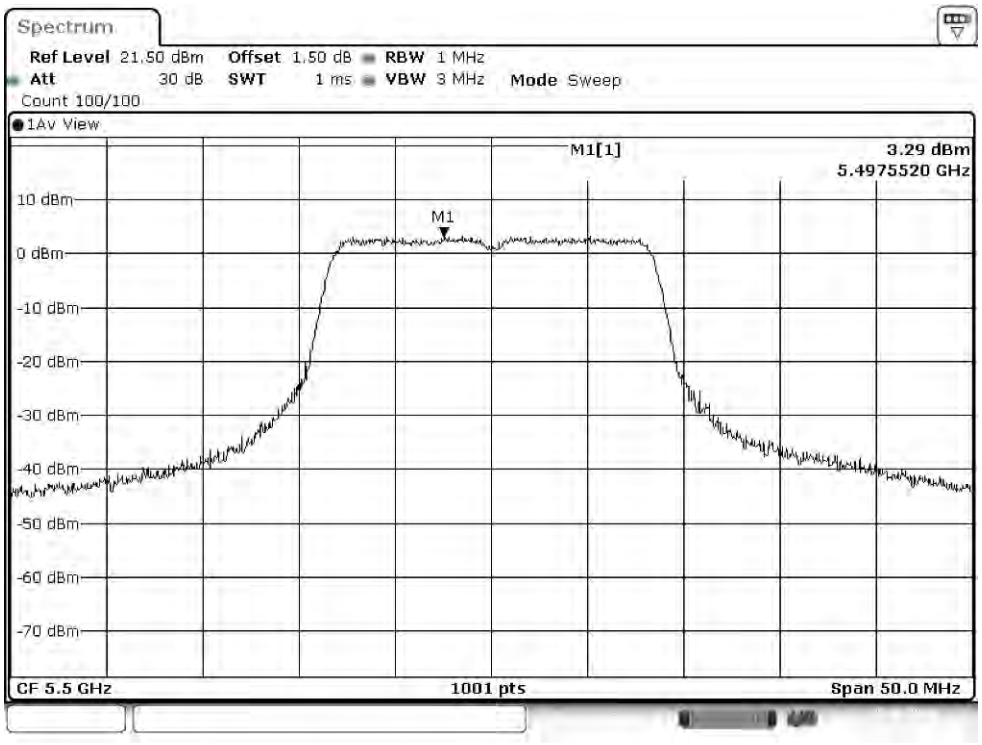

Channel 116

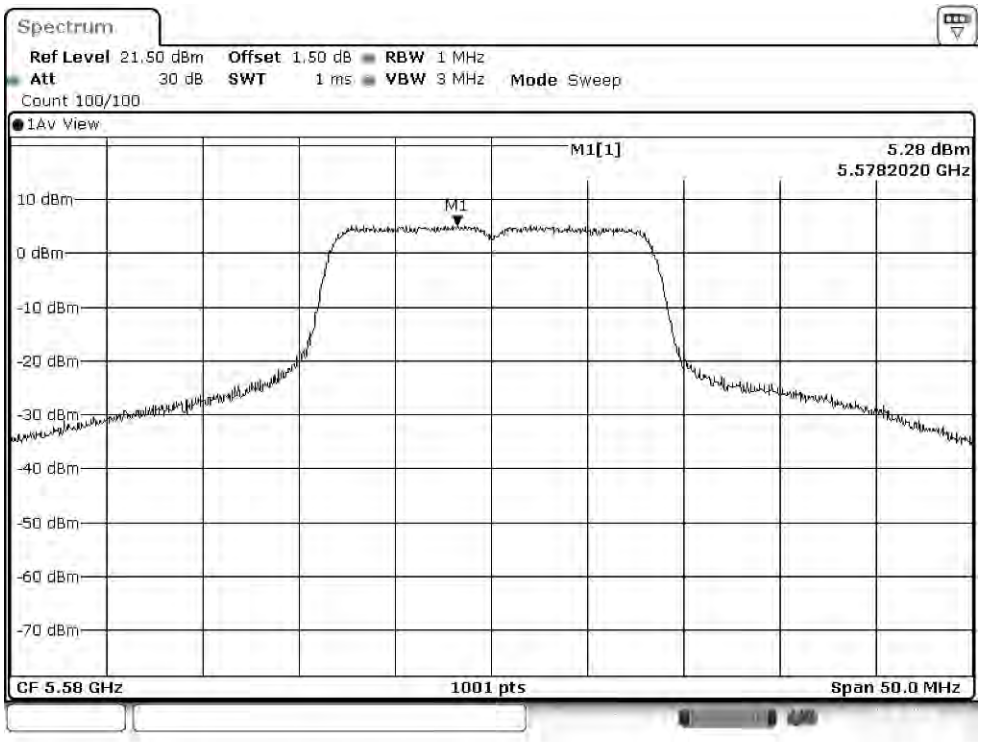

Channel 140

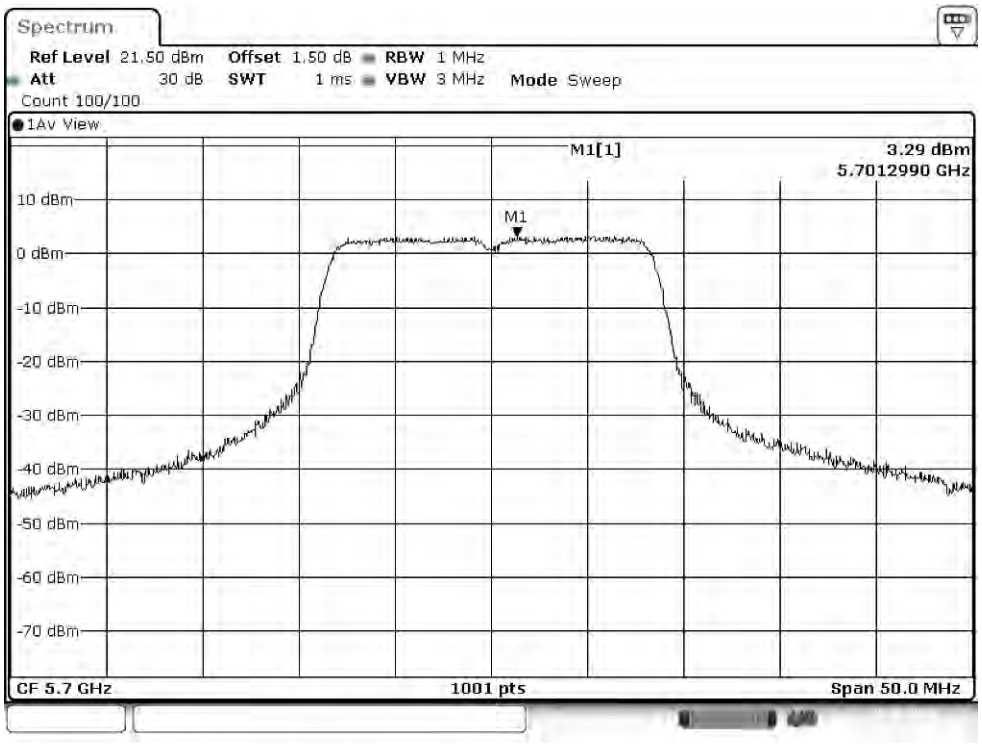

Channel 149

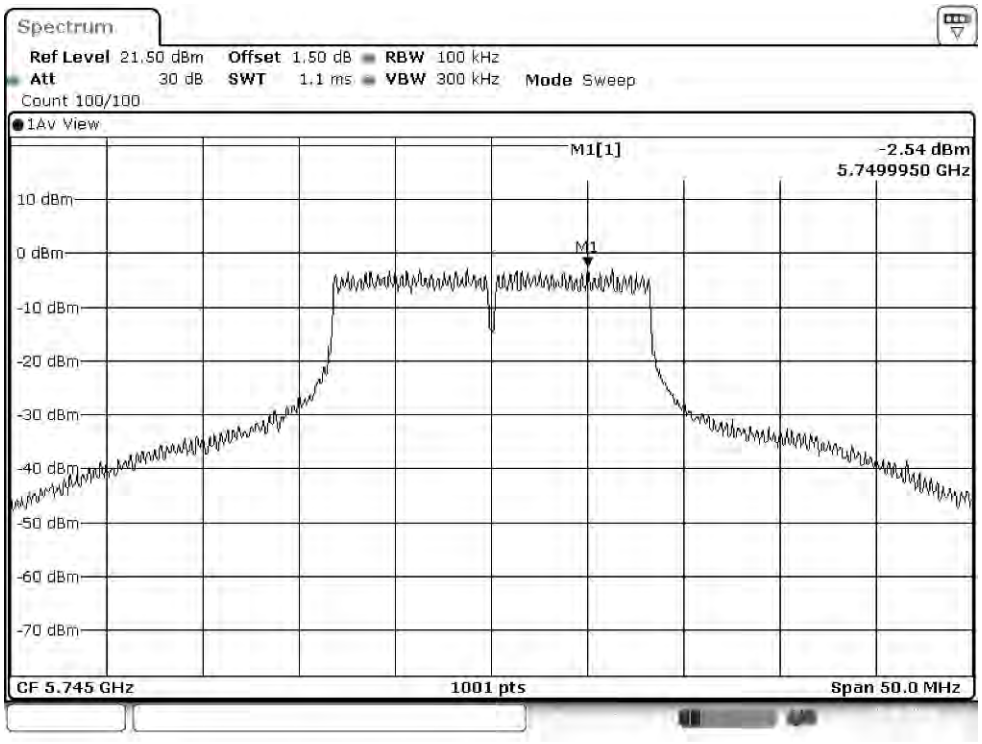

Channel 157

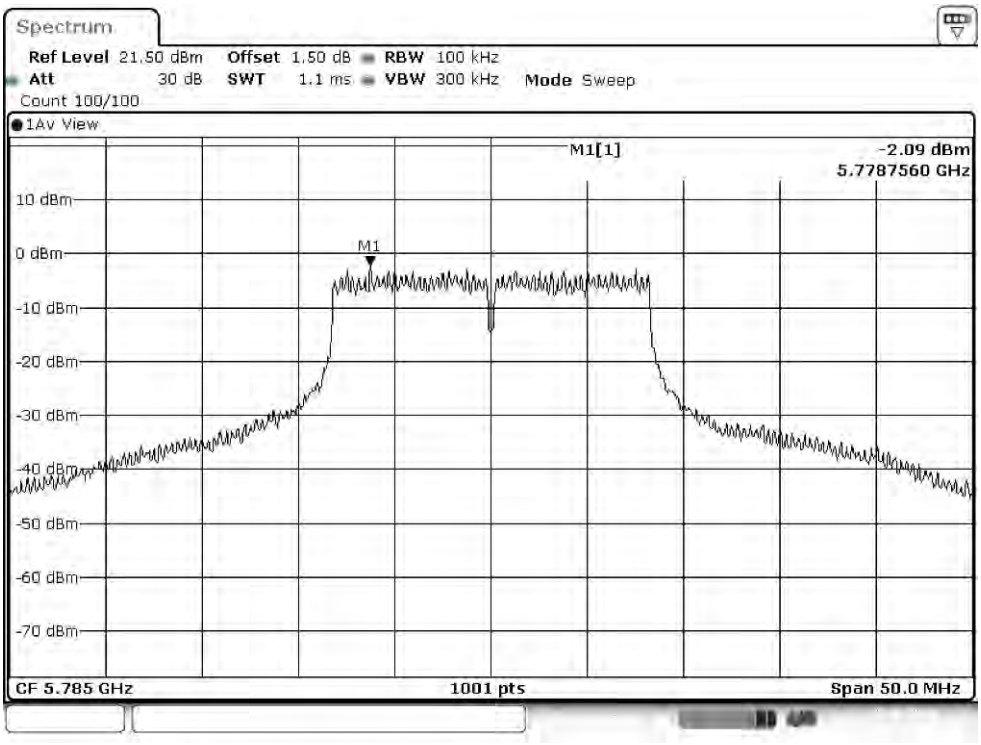

Channel 165

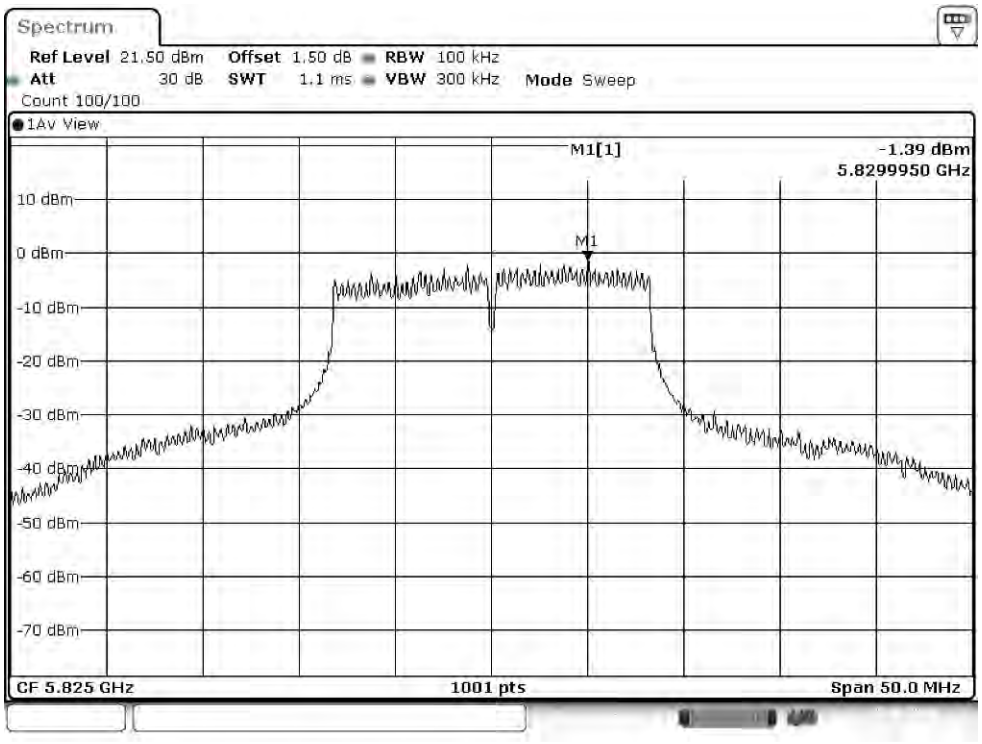

待測物名稱：Intel® Wi-Fi 6 AX201
待測物型號：AX201D2W
測試項目：峰值功率頻譜密度
測試頻道：--
測試模式：Mode 2: SISO B: 發射器 802.11n-20BW
6 dB 頻寬：1MHz
視頻頻寬：3MHz
檢測器：峰值
環境溫度：21 ℃
測試日期：107 年 09 月 25 日
環境濕度：53 %

Channel Number	Frequency (MHz)	PPSD (dBm)	Required Limit (dBm)	Result
36	5180	5.26	<11	Pass
44	5220	7.29	<11	Pass
48	5240	7.22	<11	Pass
52	5260	7.48	<11	Pass
60	5300	5.92	<11	Pass
64	5320	5.00	<11	Pass
100	5500	5.03	<11	Pass
116	5580	7.06	<11	Pass
140	5700	5.51	<11	Pass

Channel Number	Frequency (MHz)	PPSD (dBm)	BWCF (dB)	Total PPSD (dBm)	Required Limit (dBm)	Result
144(U-NII-2C)	5720	8.50	--	8.50	<11	Pass
144(U-NII-3)	5720	-0.17	6.98	6.81	<30	Pass
149	5745	-0.99	6.98	5.99	<30	Pass
157	5785	-0.63	6.98	6.35	<30	Pass
165	5825	-1.24	6.98	5.74	<30	Pass

Channel 36

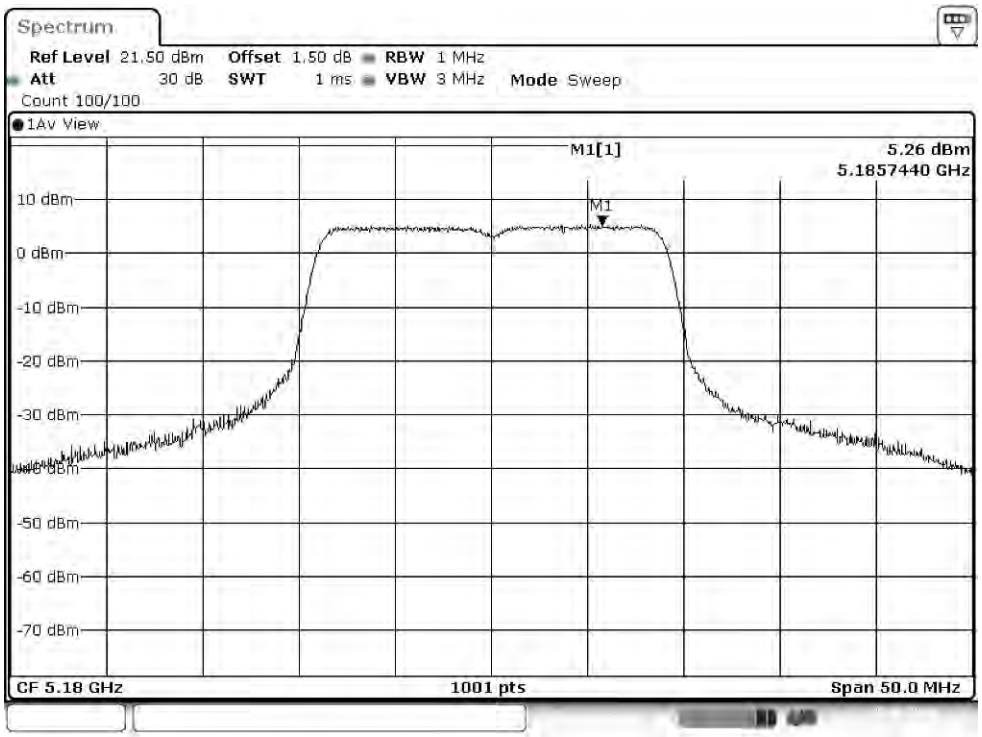

Channel 44

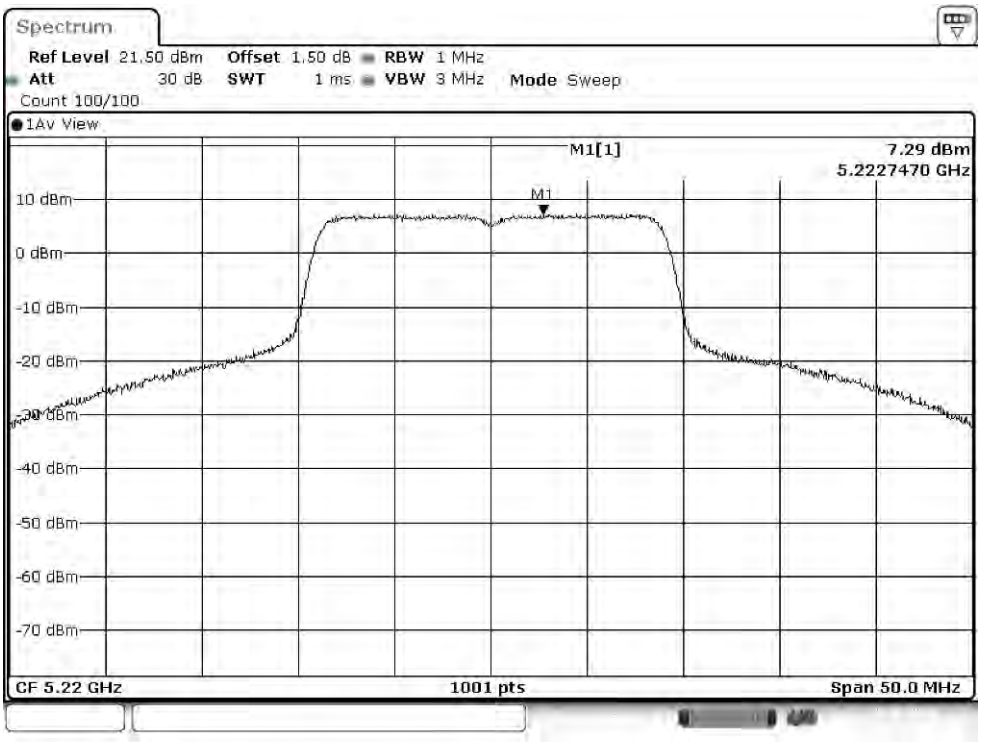

Channel 48

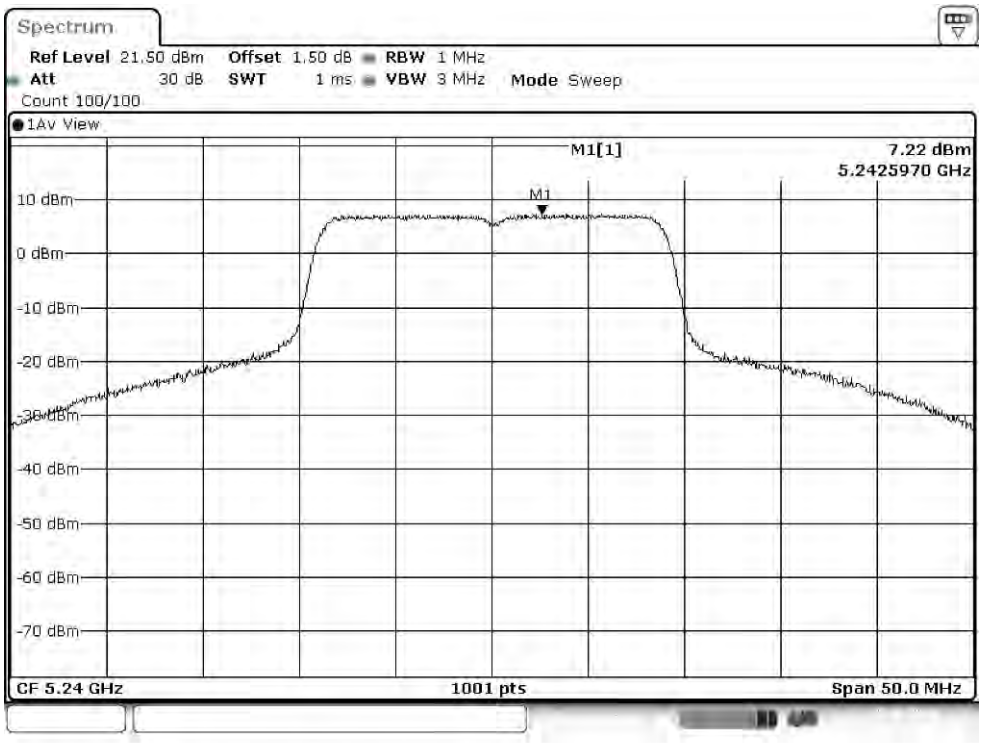

Channel 52

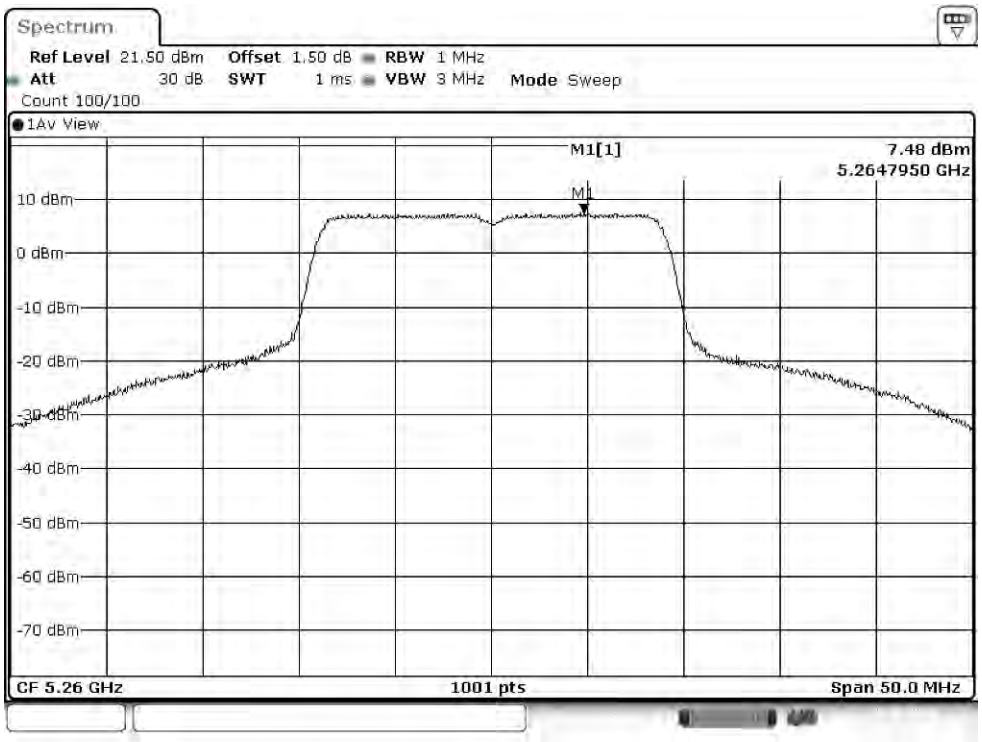

Channel 60

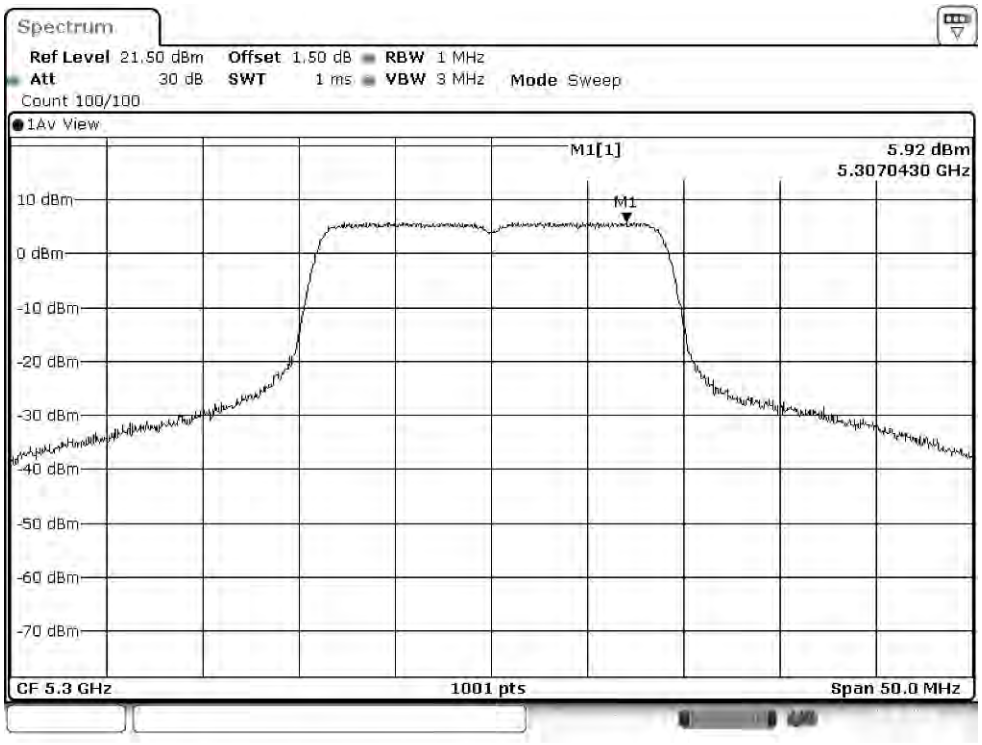

Channel 64

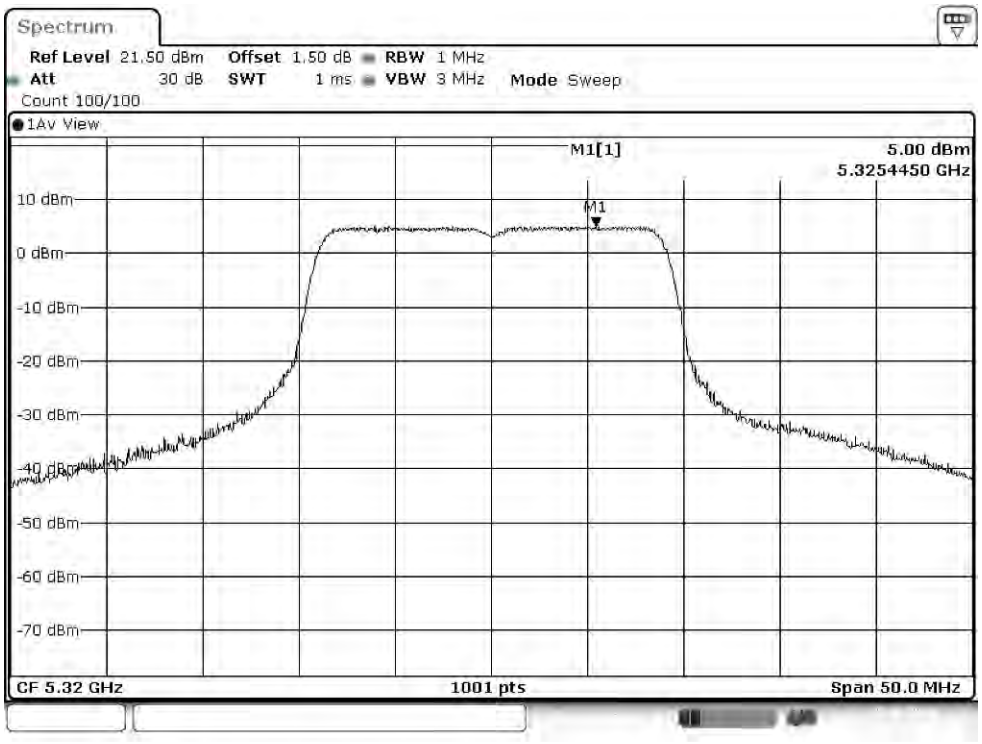

Channel 100

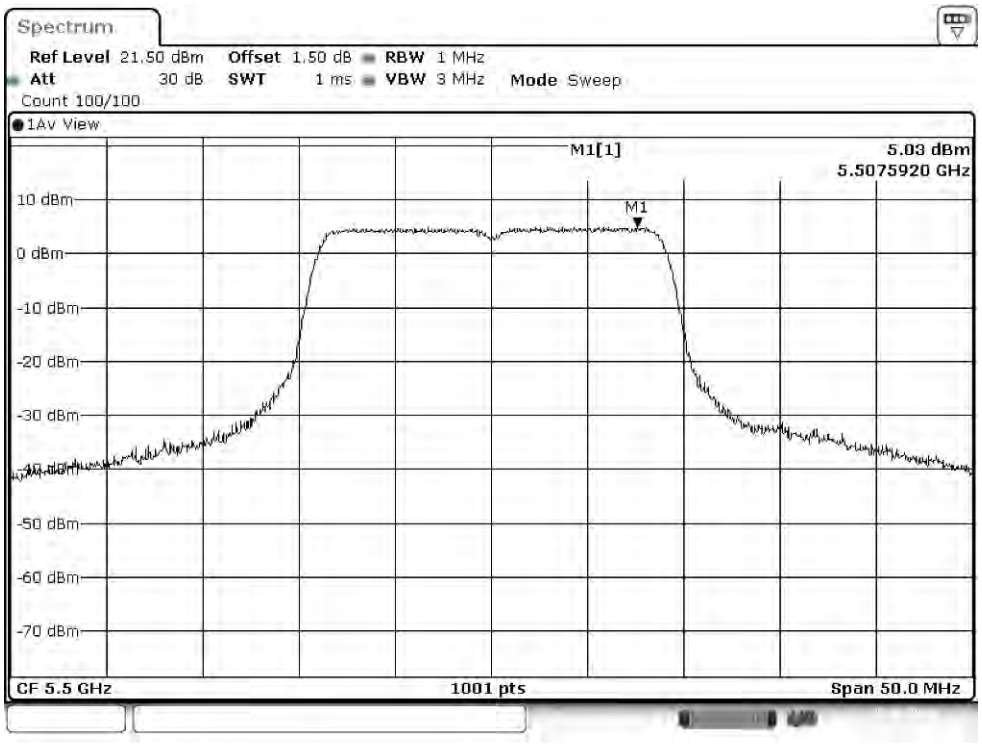

Channel 116

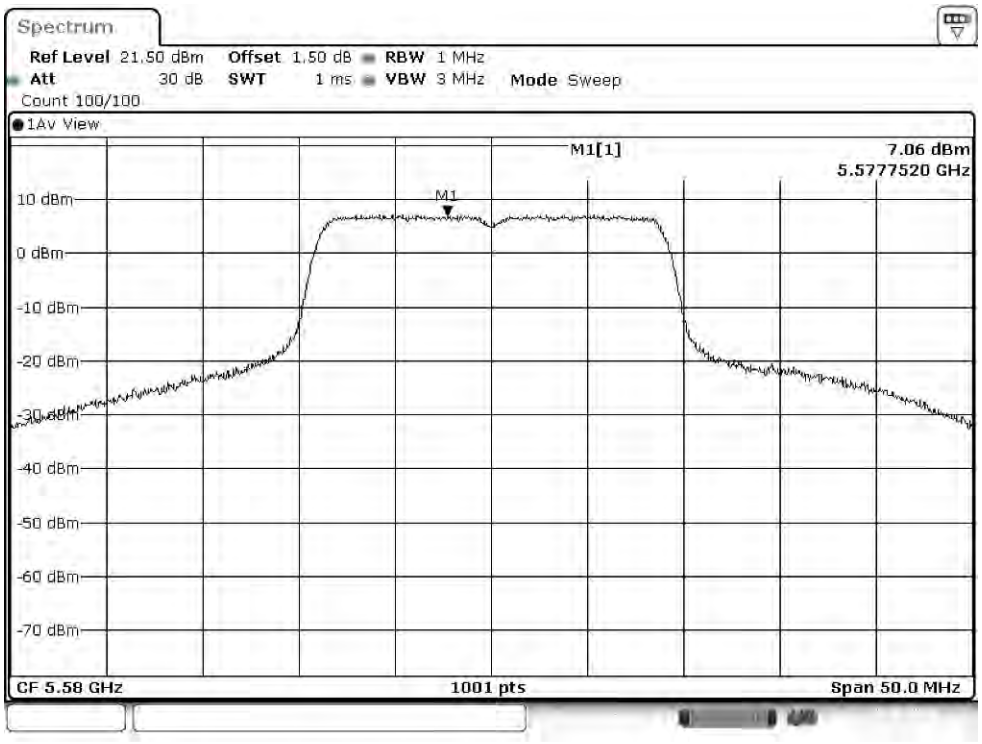

Channel 140

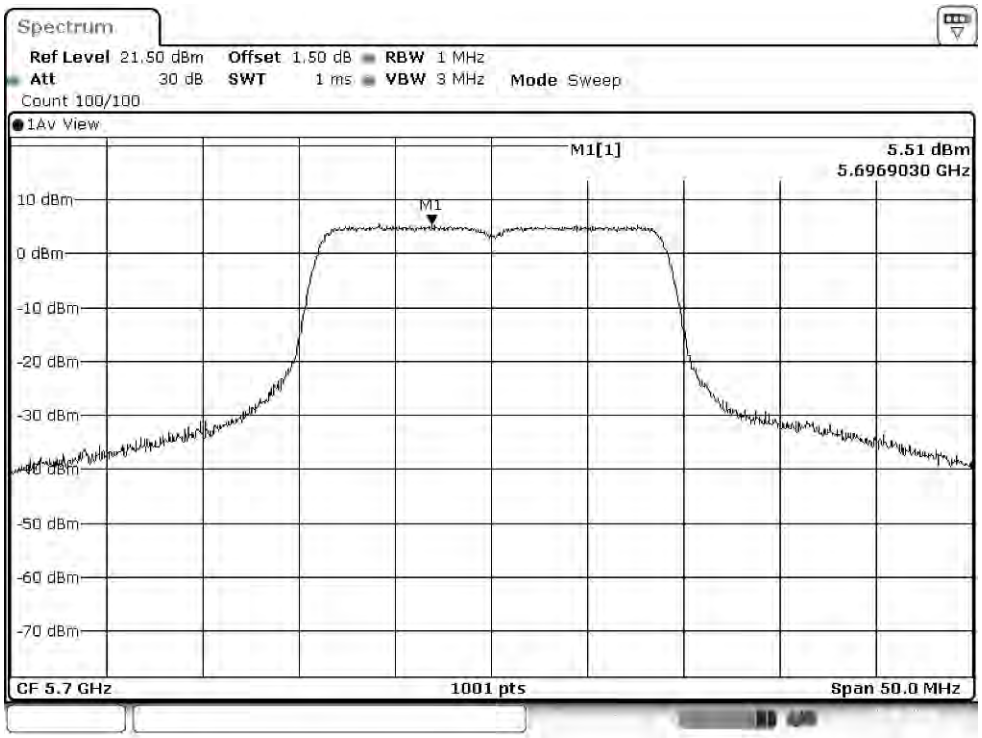

Channel 144 (U-NII-2C)

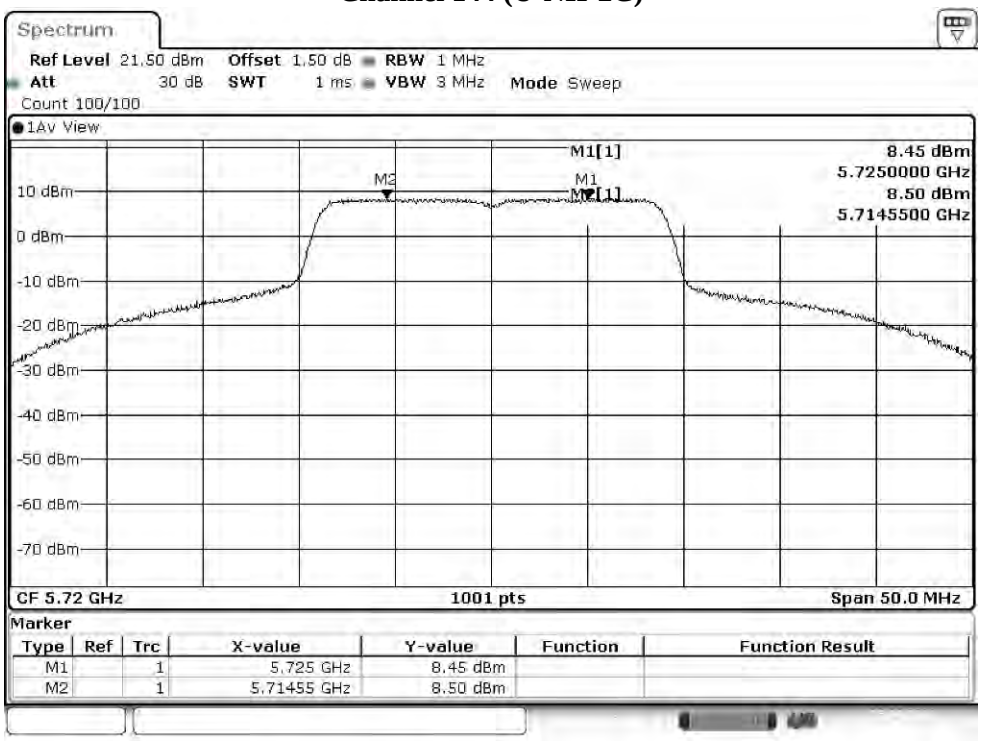

Channel 144 (U-NII-3)

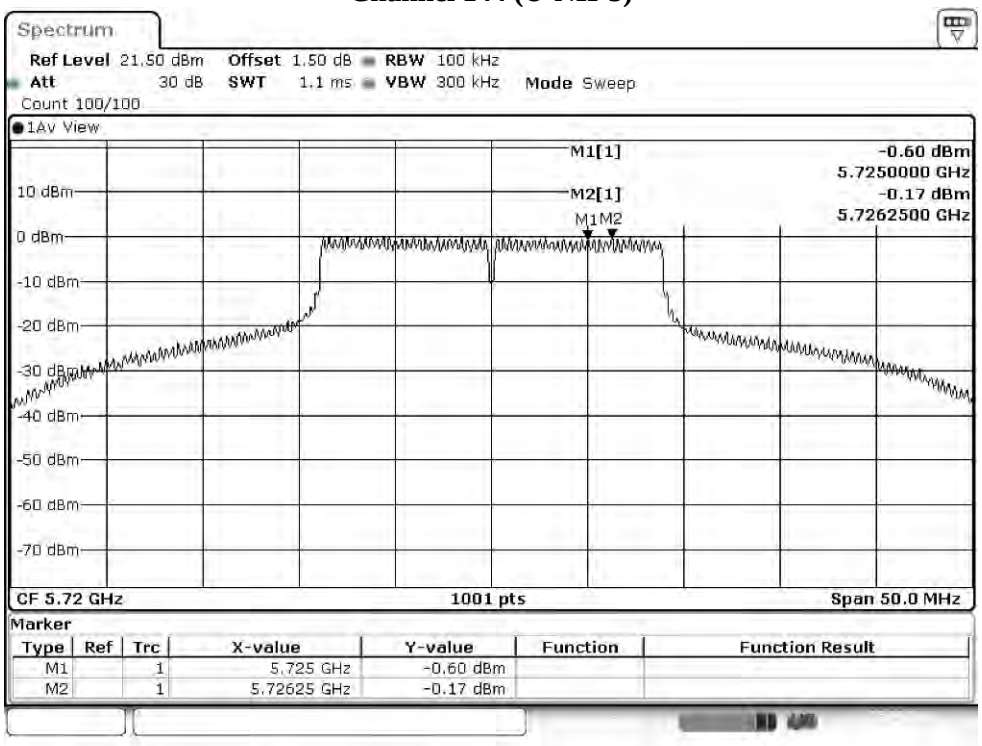

Channel 149

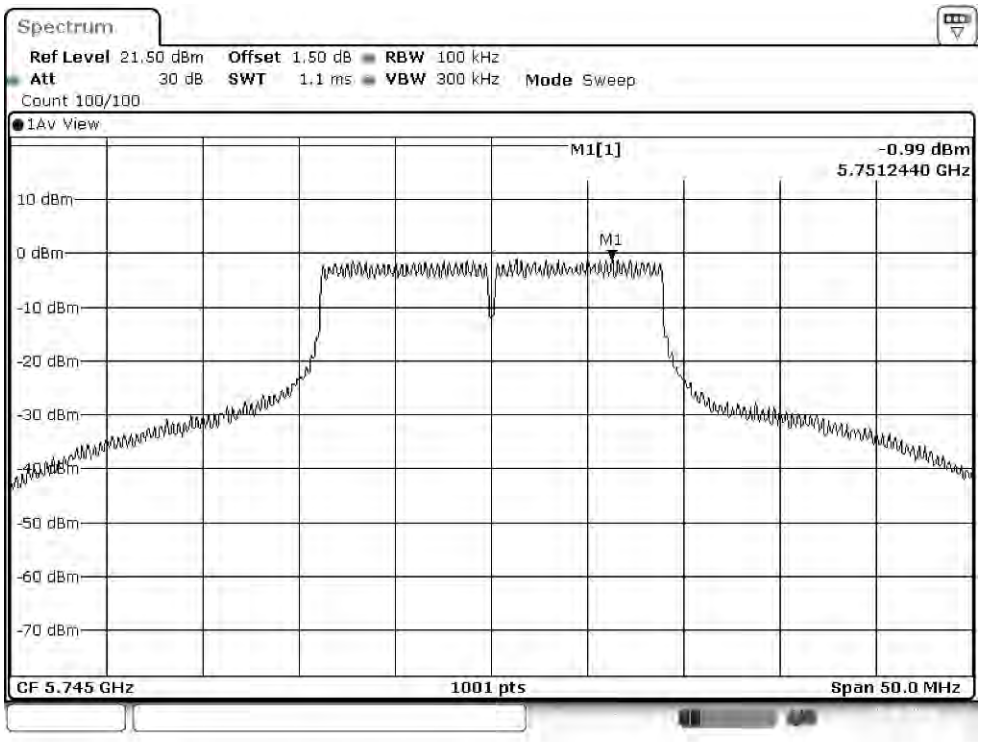

Channel 157

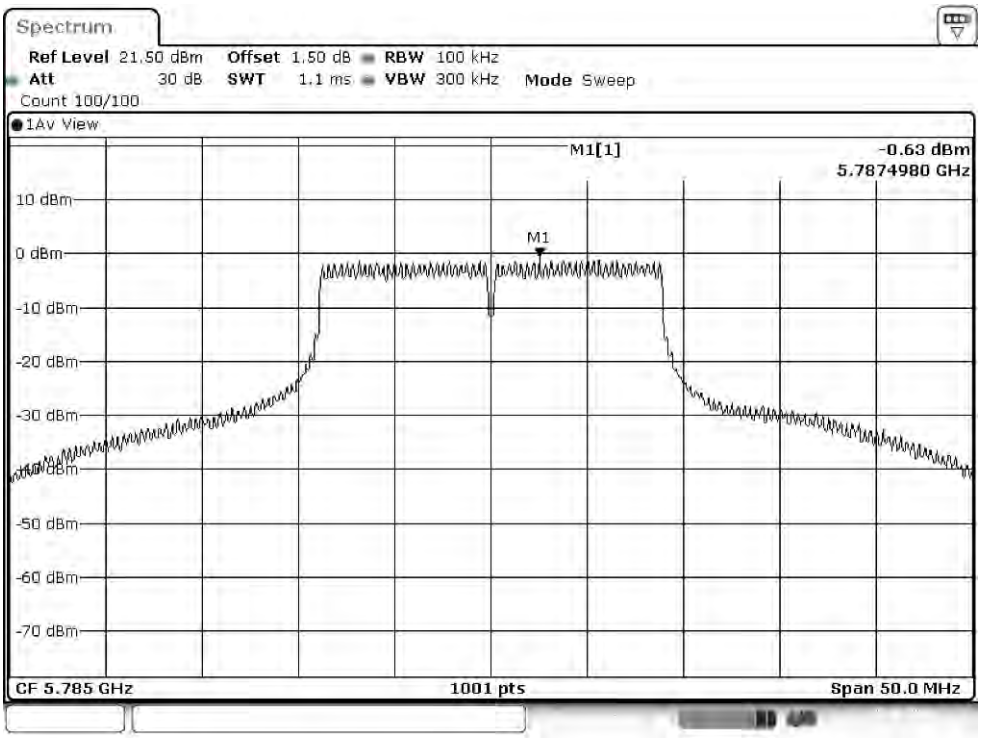

Channel 165

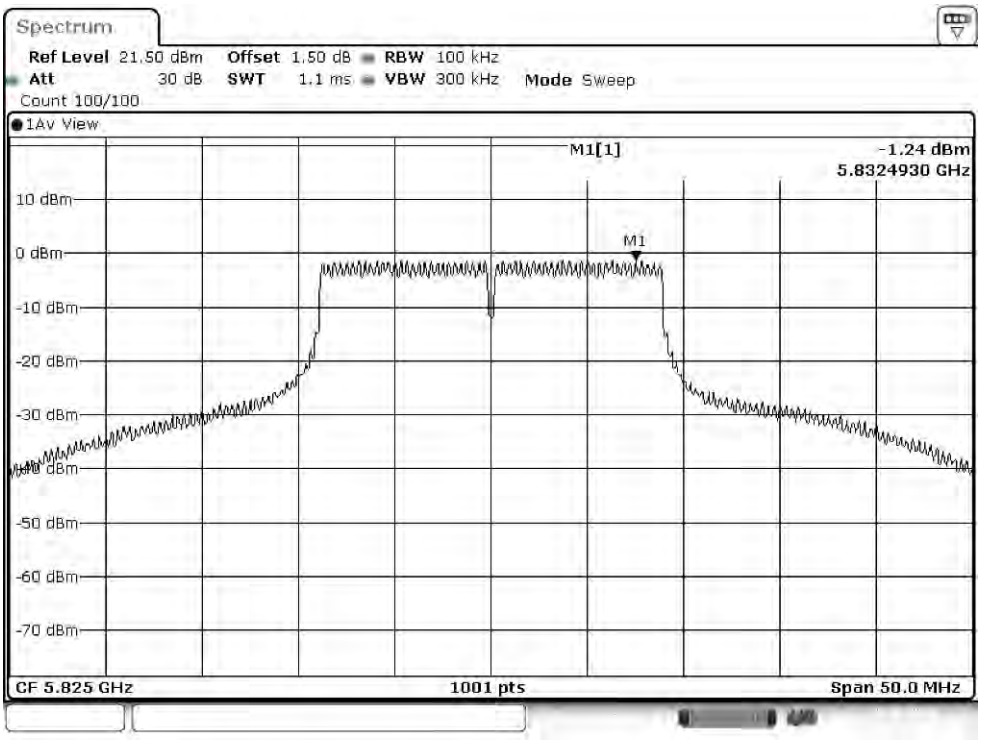

待測物名稱：Intel® Wi-Fi 6 AX201
待測物型號：AX201D2W　　測試項目：峰值功率頻譜密度
測試頻道：--　　測試模式：Mode 2: SISO B: 發射器 802.11n-40BW
6 dB 頻寬：1MHz　　視頻頻寬：3MHz
檢測器：峰值　　環境溫度：21 ℃
測試日期：107 年 09 月 25 日　　環境濕度：53 %

Channel Number	Frequency (MHz)	PPSD (dBm)	Required Limit (dBm)	Result
38	5190	1.91	<11	Pass
46	5230	3.88	<11	Pass
54	5270	3.14	<11	Pass
62	5310	0.74	<11	Pass
102	5510	1.07	<11	Pass
110	5550	1.95	<11	Pass
134	5670	3.61	<11	Pass

Channel Number	Frequency (MHz)	PPSD (dBm)	BWCF (dB)	Total PPSD (dBm)	Required Limit (dBm)	Result
142(U-NII-2C)	5710	5.48	--	5.48	<11	Pass
142(U-NII-3)	5710	-3.39	6.98	3.59	<30	Pass
151	5755	-4.20	6.98	2.78	<30	Pass
159	5795	-4.26	6.98	2.72	<30	Pass

Channel 38

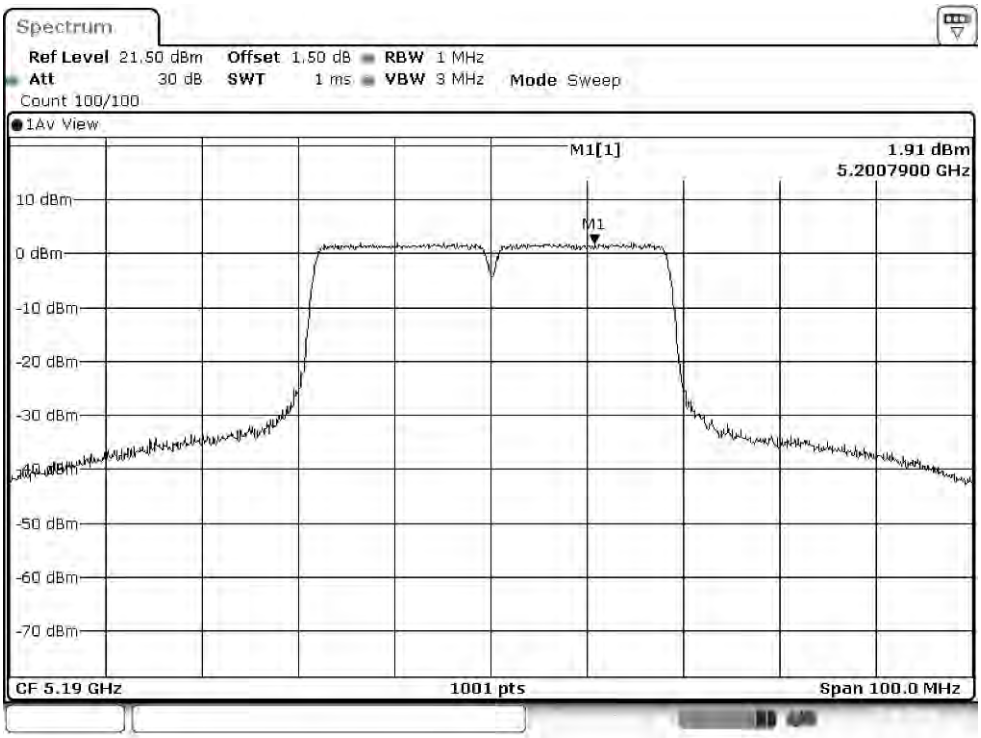

Channel 46

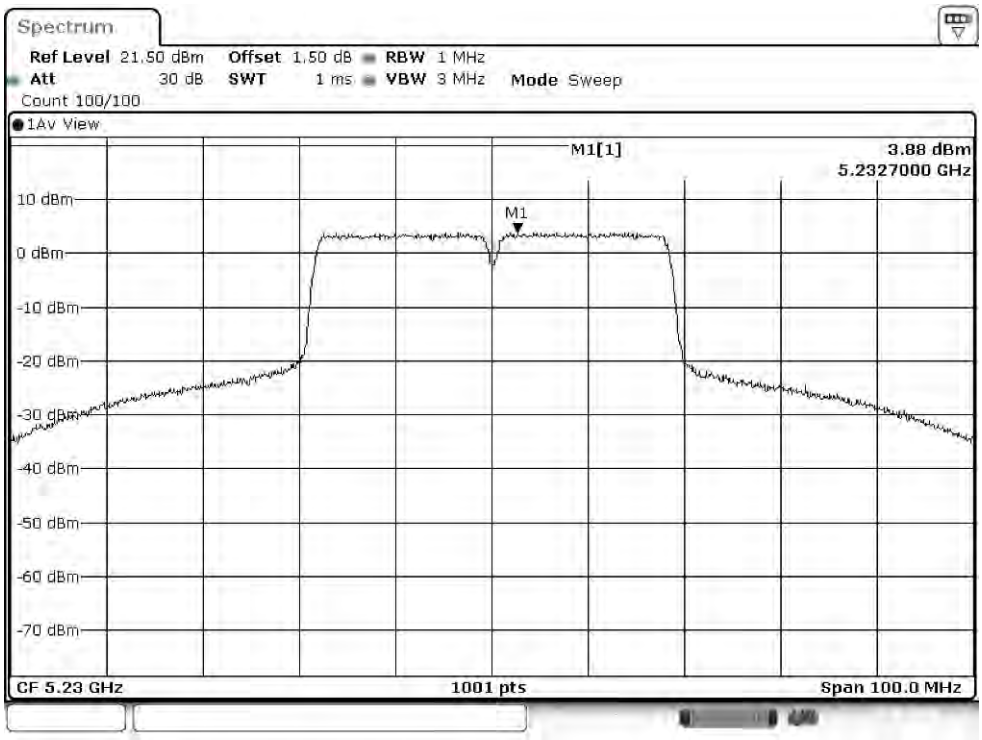

Channel 54

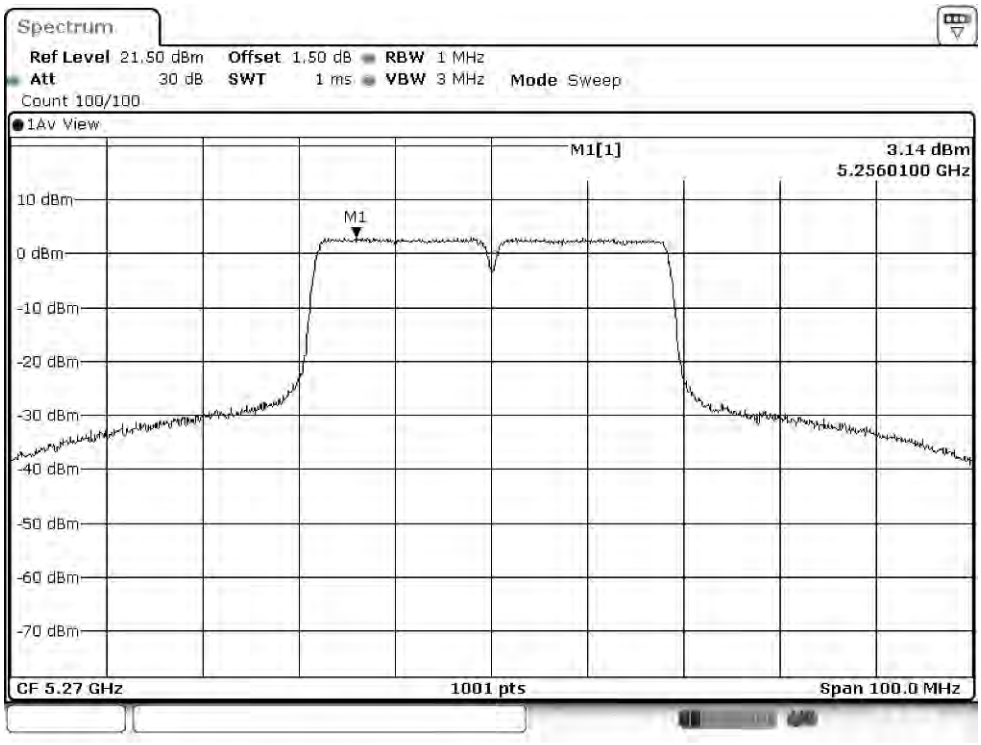

Channel 62

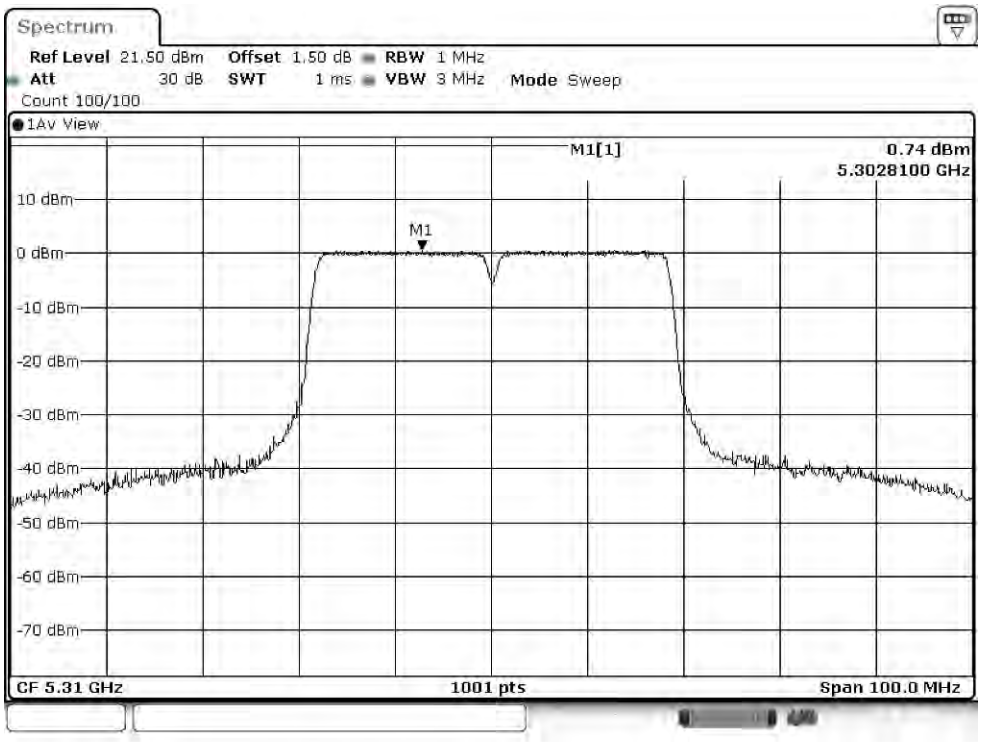

Channel 102

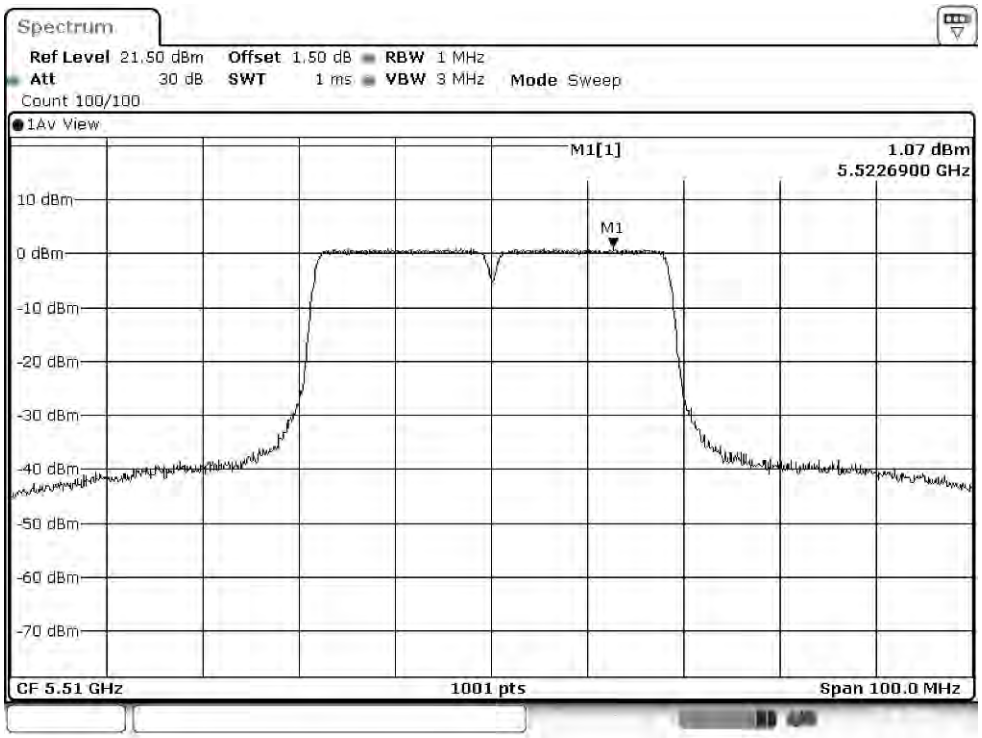

Channel 110

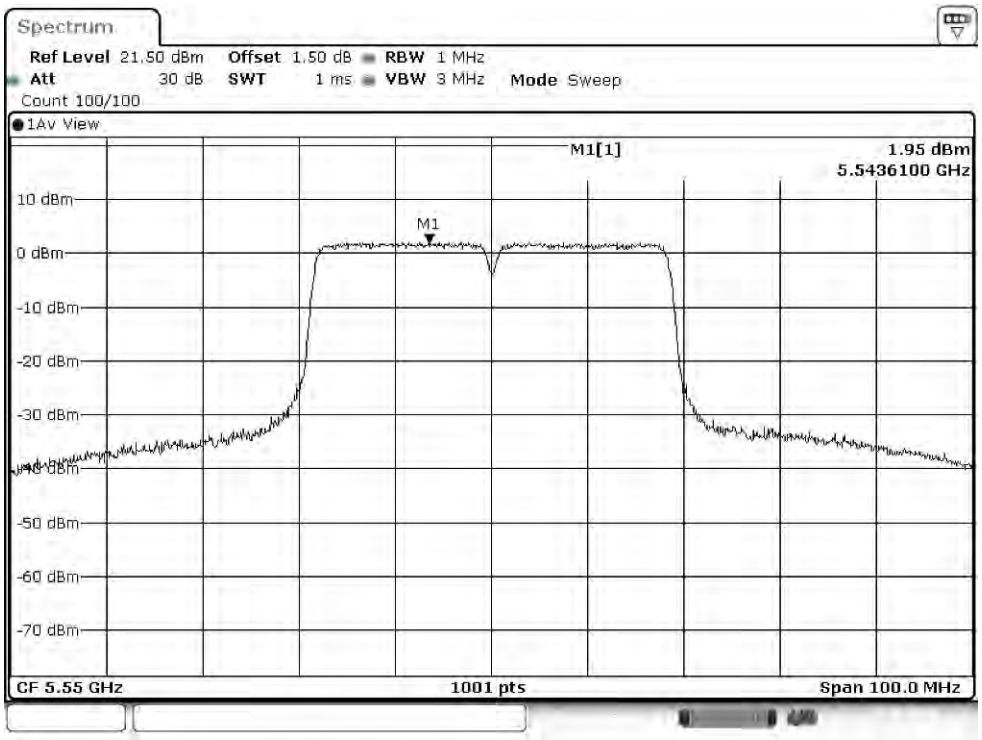

Channel 134

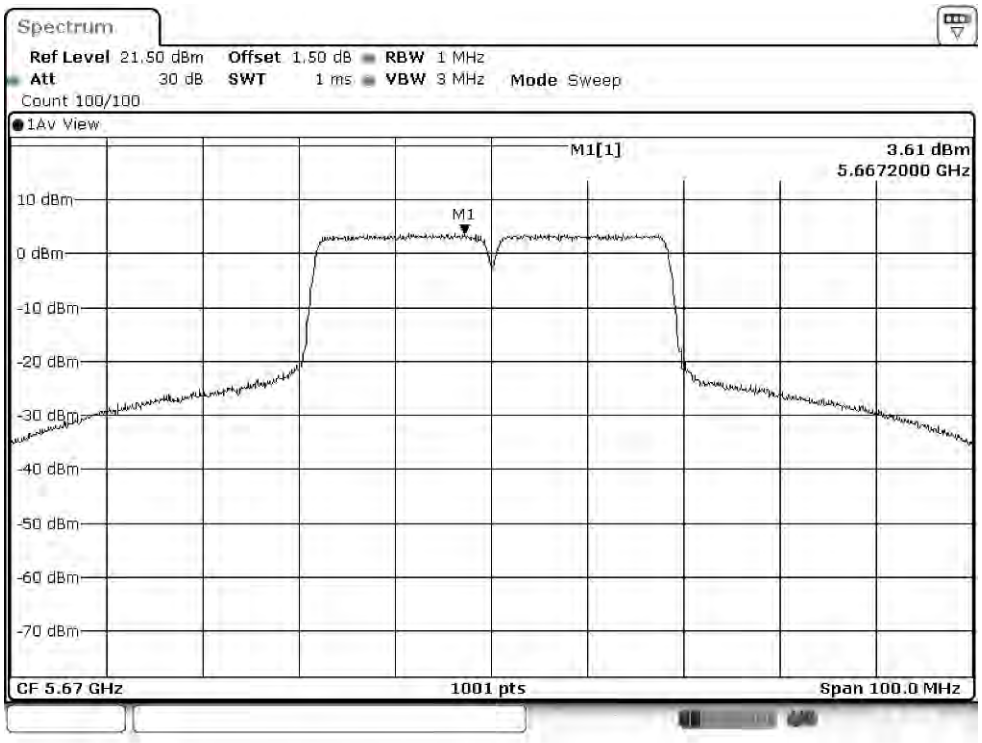

Channel 142 (U-NII-2C)

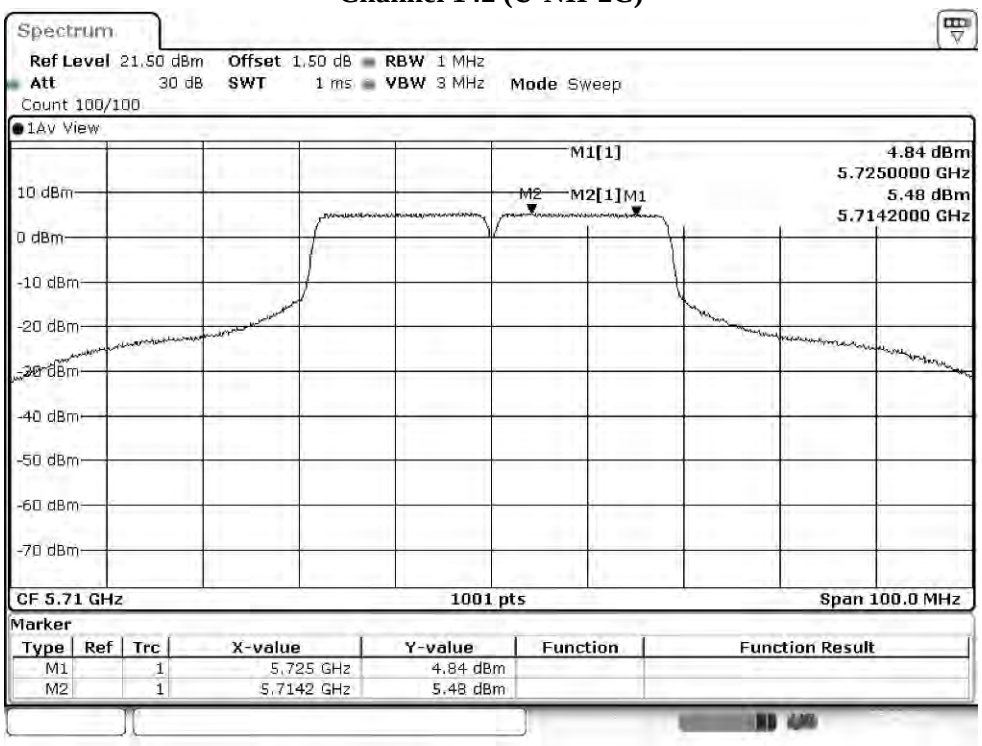

Channel 142 (U-NII-3)

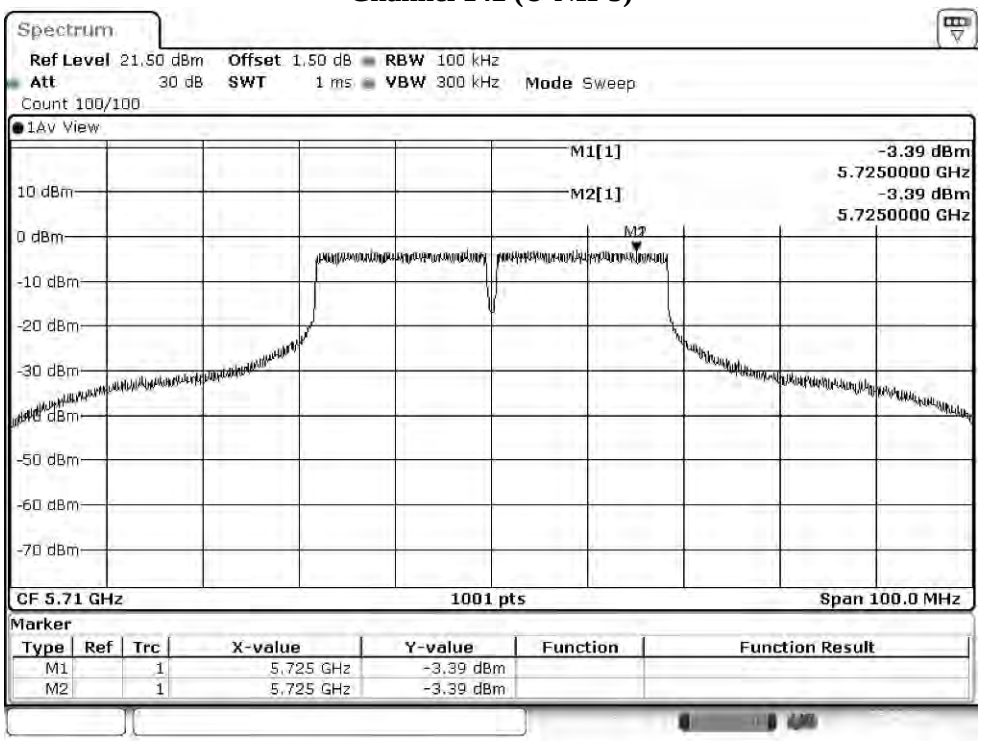

Channel 151

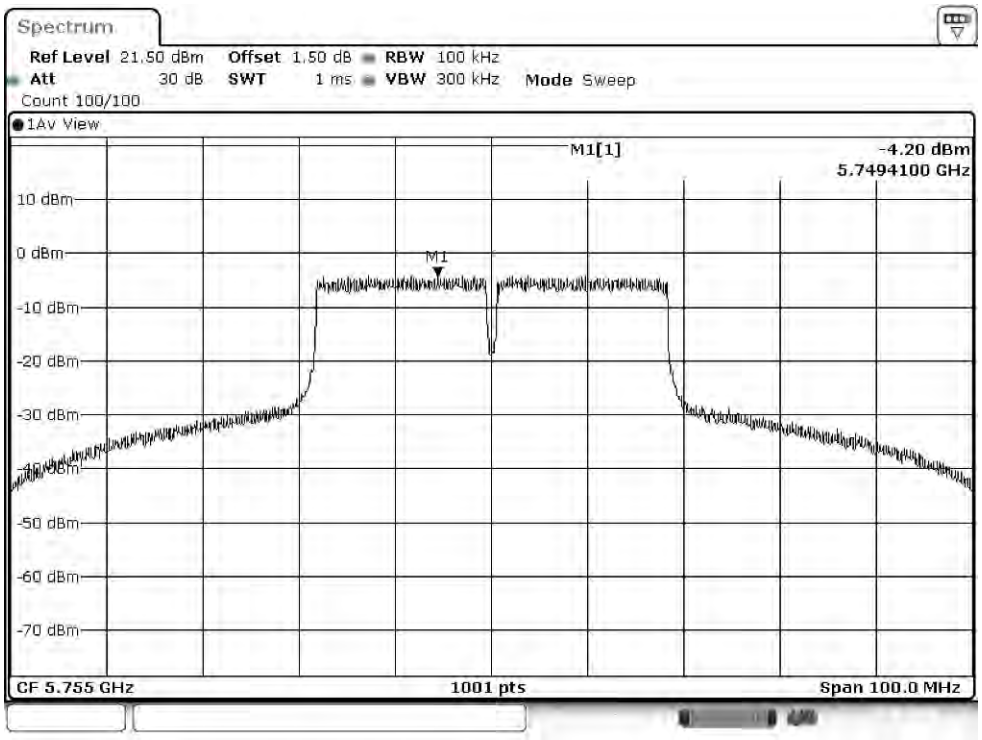

Channel 159

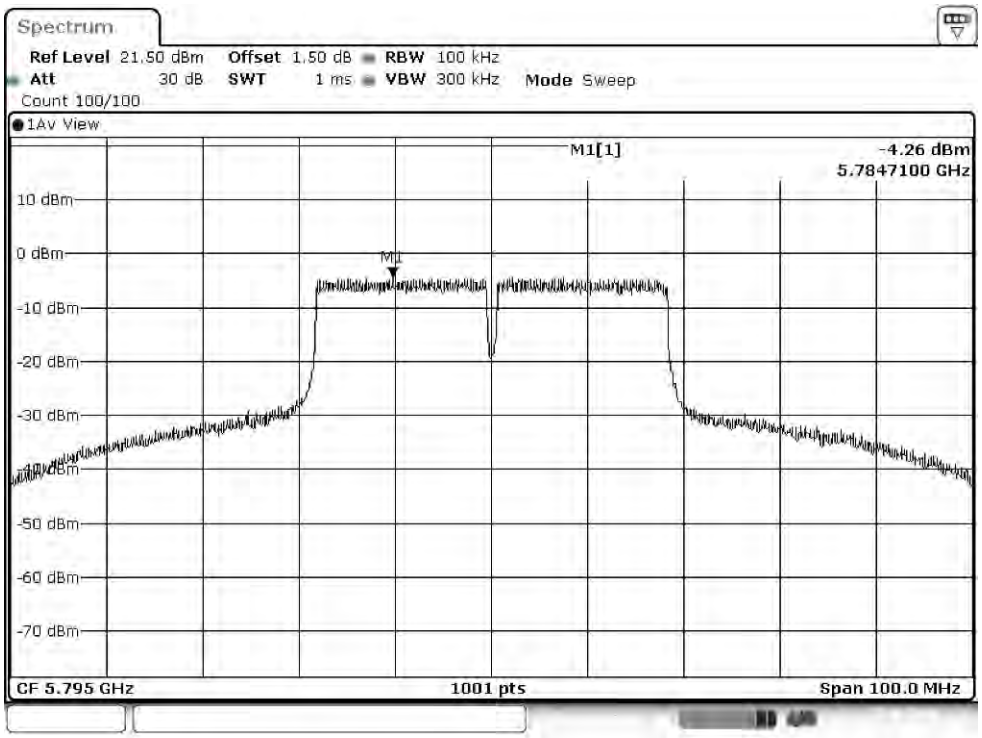
Spectrum
Ref Level 21.50 dBm Offset 1.50 dB RBW 100 kHz
Att 30 dB SWT 1 ms VBW 300 kHz Mode Sweep
Count 100/100
1Av View
M1[1] -4.26 dBm
5.7847100 GHz
10 dBm
0 dBm
-10 dBm
-20 dBm
-30 dBm
-50 dBm
-60 dBm
-70 dBm
CF 5.795 GHz
1001 pts
Span 100.0 MHz

待測物名稱：Intel® Wi-Fi 6 AX201
待測物型號：AX201D2W
測試項目：峰值功率頻譜密度
測試頻道：--
測試模式：Mode 2: SISO B: 發射器 802.11ac-80BW
6 dB 頻寬：1MHz
視頻頻寬：3MHz
檢測器：峰值
環境溫度：21 ℃
測試日期：107 年 09 月 25 日
環境濕度：53 %

Channel Number	Frequency (MHz)	PPSD (dBm)	BWCF (dB)	Total PPSD (dBm)	Required Limit (dBm)	Result
42	5210	0.65	--	0.65	<11	Pass
58	5290	-0.47	--	-0.47	<11	Pass
106	5530	0.99	--	0.99	<11	Pass
122	5610	3.17	--	3.17	<11	Pass
138(U-NII-2C)	5690	2.99	--	2.99	<11	Pass
138(U-NII-3)	5690	-9.33	6.98	-2.35	<30	Pass
155	5775	-6.66	6.98	0.32	<30	Pass

Channel 42

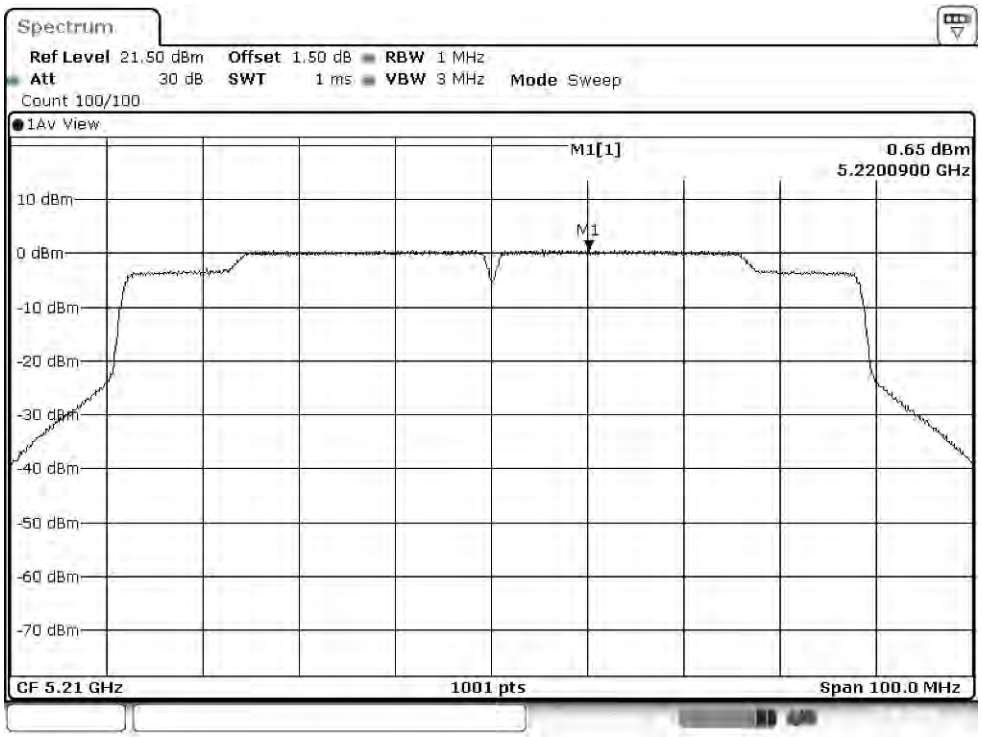

Channel 58

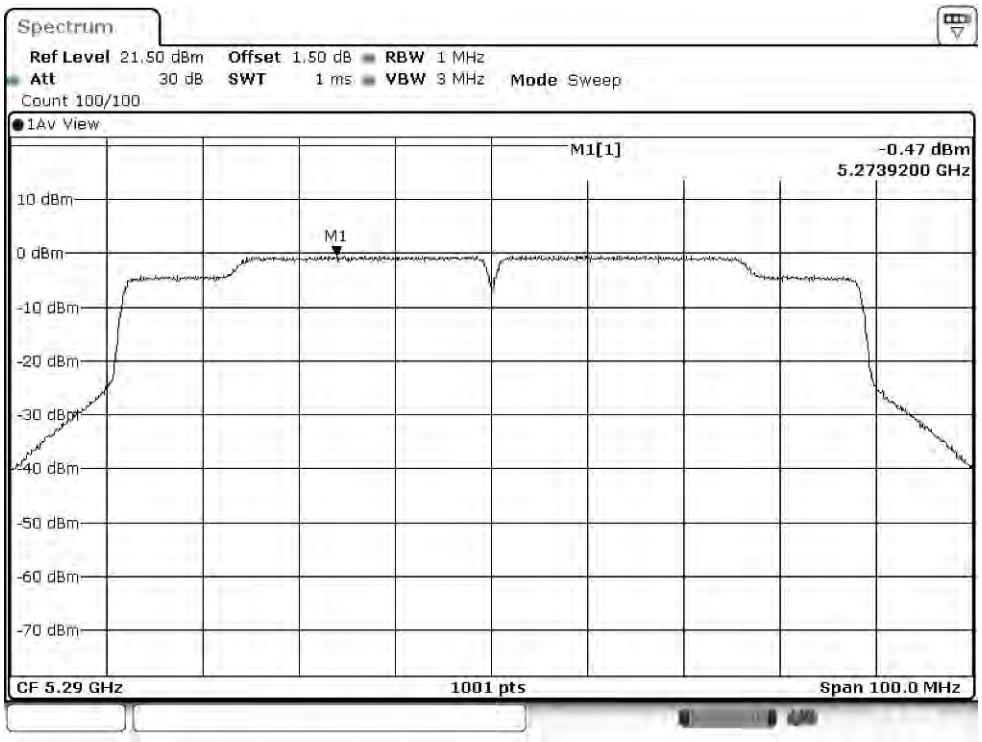

Channel 106

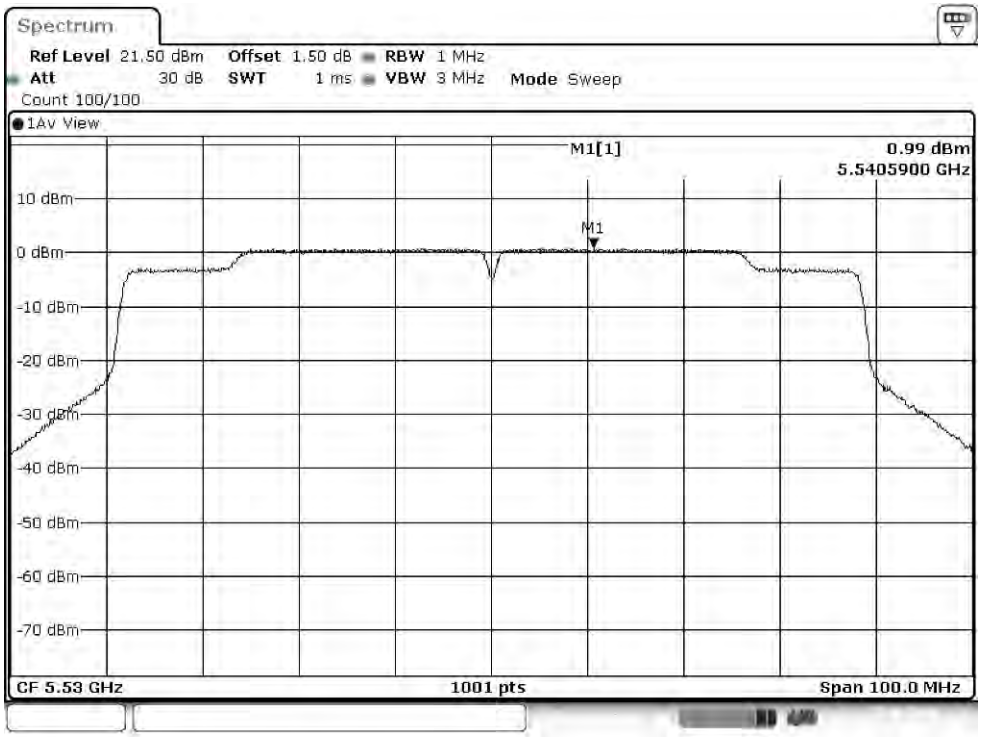

Channel 122

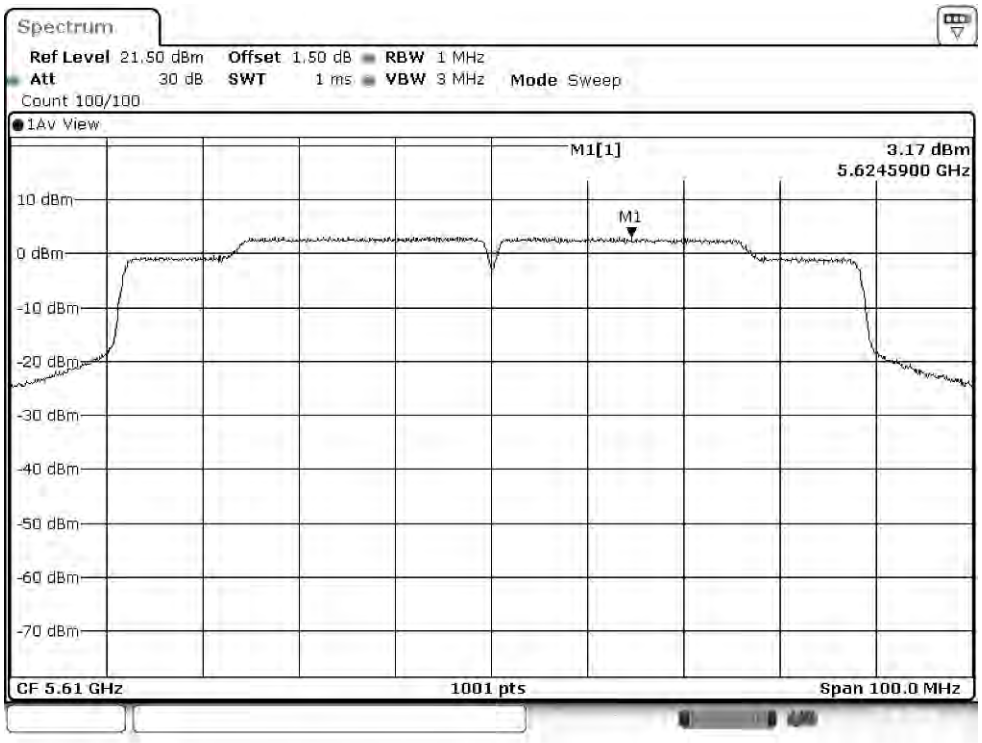

Channel 138 (U-NII-2C)

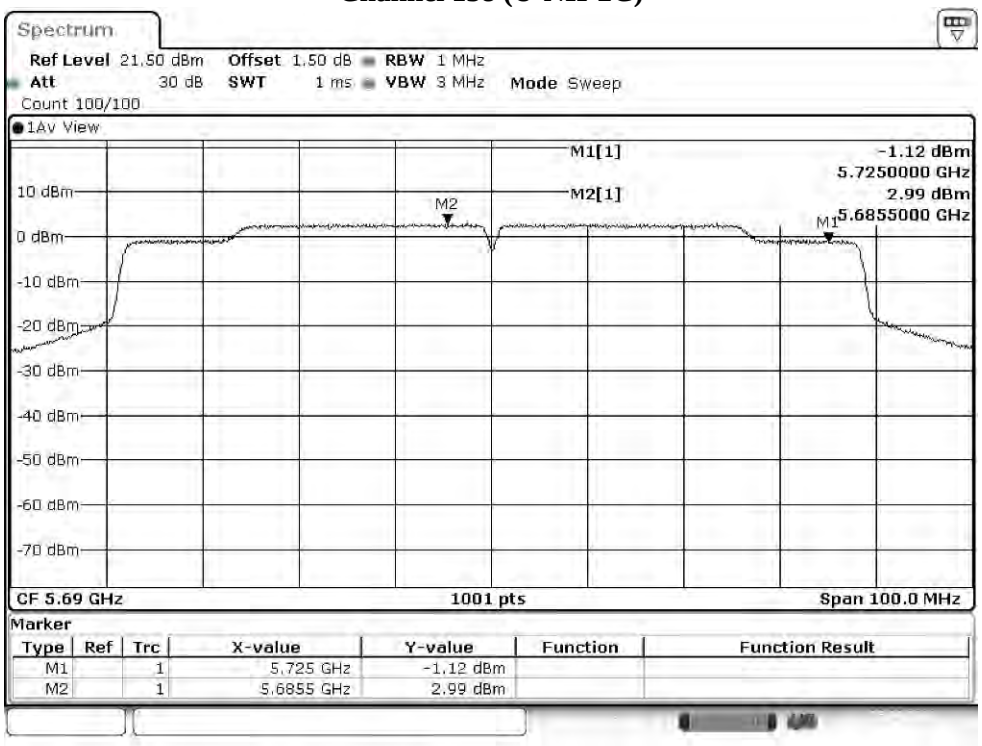

Channel 138 (U-NII-3)

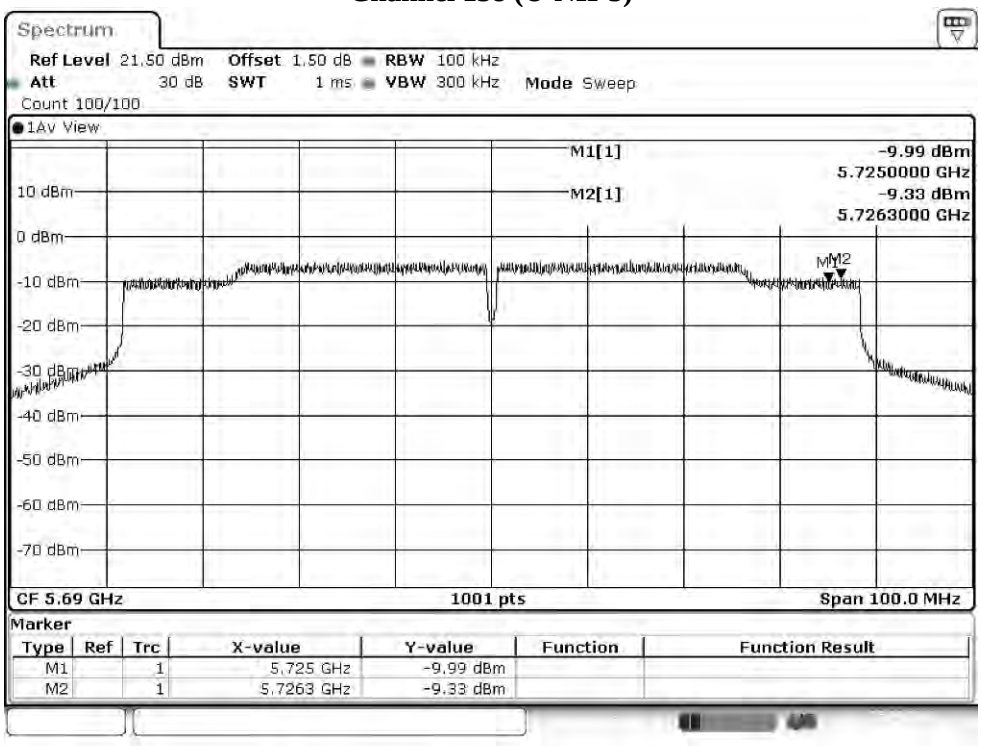

Channel 155

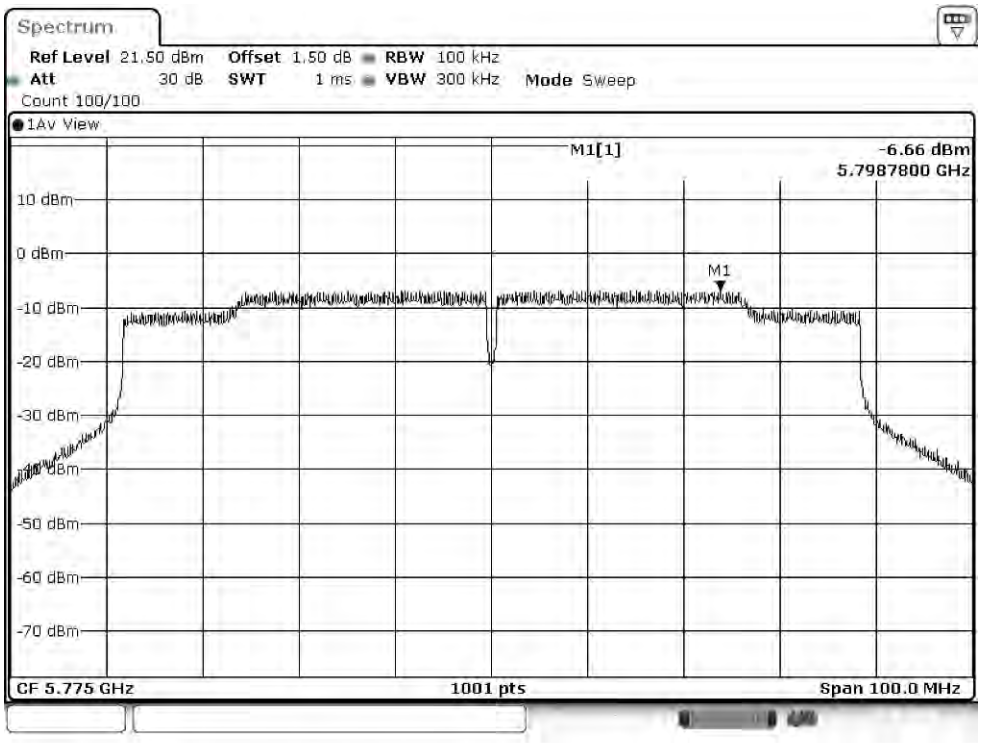
Spectrum
Ref Level 21.50 dBm Offset 1.50 dB RBW 100 kHz
Att 30 dB SWT 1 ms VBW 300 kHz Mode Sweep
Count 100/100
1Av View
M1[1]
-6.66 dBm
5.7987800 GHz
M1
10 dBm
0 dBm
-10 dBm
-20 dBm
-30 dBm
-40 dBm
-50 dBm
-60 dBm
-70 dBm
CF 5.775 GHz
1001 pts
Span 100.0 MHz

待測物名稱：Intel® Wi-Fi 6 AX201
待測物型號：AX201D2W
測試項目：峰值功率頻譜密度
測試頻道：--
測試模式：Mode 2: SISO B: 發射器 802.11ac-160BW
6 dB 頻寬：1MHz
視頻頻寬：3MHz
檢測器：峰值
環境溫度：21 ℃
測試日期：107 年 09 月 25 日
環境濕度：53 %

Channel Number	Frequency (MHz)	PPSD (dBm)	Required Limit (dBm)	Result
50	5250	-6.41	<11	Pass
114	5570	-6.95	<11	Pass