NCC 低功率射頻電機型式試驗報告

產品名稱(中文)	Intel® Wireless-AC 9260
型　　號	9260NGW
廠　　牌	Intel

申　請　者	美商甲骨文有限公司台灣分公司
地　　址	臺北市信義區忠孝東路 5 段 68 號 28 樓

受　理　日　期	106 年 06 月 02 日
報告發行日期	108 年 07 月 10 日
報　告　號　碼	1970033R-RFTWP35V00
報　告　版　本	V1.0

Testing Laboratory
3023

本測試報告只針對受測產品有效.
本測試報告內之測試結果可藉由測試儀器設備之校正報告與本報告內所評估量測不確定度追溯至國家或國際標準
不得使用本報告宣稱產品是由 TAF 或任何政府機構背書.
本測試報告非經德凱認證股份有限公司同意不可複製使用.

低 功 率 射 頻 電 機 量 測 報 告

報告發行日期: 108 年 07 月 10 日

報告號碼: 1970033R-RFTWP35V00

產品名稱(中文)	Intel® Wireless-AC 9260
申請者	美商甲骨文有限公司台灣分公司
地址	臺北市信義區忠孝東路 5 段 68 號 28 樓
製造廠商	INTEL CORPORATION SAS
待測物額定電壓	DC 3.3V
待測物測試電壓	AC 110V/60Hz
商標或廠牌	Intel
型式號	9260NGW
試驗標準	低功率射頻電機技術規範(107 年 01 月)
試驗結果	符 合

項次	量 測 項 目	標稱規格	測試結果	量測設備	量測不確定度
1	電源端點干擾測試	低功率射頻電機技術規範 2.3 節	PASS	請參閱 2.2 節	請參閱 3.4 節
2	天 線 之 要 求	低功率射頻電機技術規範 4.7.3 節及 4.7.8 節	PASS	--	--
3	峰 值 發 射 功 率	低功率射頻電機技術規範 4.7.3 節	PASS	請參閱 2.2 節	請參閱 5.4 節
4	峰值功率頻譜密度	低功率射頻電機技術規範 4.7.3 節	PASS		請參閱 6.4 節
5	操作頻帶外的峰值發射	低功率射頻電機技術規範 4.7.4 節	PASS		請參閱 7.4 節
6	混 附 發 射	低功率射頻電機技術規範 2.8 節及 4.7.4 節	PASS		請參閱 8.4 節
7	不 必 要 之 發 射	低功率射頻電機技術規範 2.8 節及 4.7.4 節	PASS		請參閱 9.4 節
8	發 射 功 率 控 制	低功率射頻電機技術規範 4.7.7 節	功率皆小於 500mW, 依據 4.7.7.1 之描述，可以不須具備 TPC 機能		
9	佔 用 頻 帶 寬 度	低功率射頻電機技術規範 4.7.5 節	PASS	請參閱 2.2 節	請參閱 11..4 節
10	動 態 頻 率 選 擇	低功率射頻電機技術規範 4.7.7 節	請參閱 DFS 測試報告		
11	以 下 空 白	--	--	--	--

報告製作者	童慧婷
	行政助理 /童慧婷
測試工程師	朱世明
	工程師/朱世明
實驗室簽署人	林介書
	協理 / 林介書

目　　錄

項　　目　　頁數

1. 基本資料 5
1.1. 待測物裝置資料 5
1.2. 待測裝置驗證說明 6
1.3. 系統測試時之週邊裝置 9
1.4. 測試系統組合圖 9
1.5. 待測裝置測試時之典型操作程序 9
2. 測試實驗室資料 10
2.1. 試驗單位與週遭環境 10
2.2. 測試設備明細 10
3. 電源端點干擾測試 12
3.1. 適用標準 12
3.2. 量測方法 12
3.3. 測試架構圖 12
3.4. 量測不確定度 12
3.5. 電源端點測試結果 13
4. 天線之要求 40
4.1. 適用標準 40
4.2. 天線樣式 40
5. 峰值發射功率 41
5.1. 適用標準 41
5.2. 量測方法 41
5.3. 測試架構圖 42
5.4. 量測不確定度 42
5.5. 峰值發射功率測試結果 44
6. 峰值功率頻譜密度 160
6.1. 適用標準 160
6.2. 量測方法 161
6.3. 測試架構圖 161
6.4. 量測不確定度 161
6.5. 峰值功率頻譜密度測試結果 162
7. 操作頻帶外的峰值發射 274

7.1. 適用標準 274
7.2. 量測方法 274
7.3. 測試架構圖 274
7.4. 量測不確定度 274
7.5. 操作頻帶外的峰值發射測試結果 275

8. 混附發射 333

8.1. 適用標準 333
8.2. 量測方法 334
8.3. 測試架構圖 335
8.4. 量測不確定度 335
8.5. 混附發射測試結果 336

9. 不必要之發射 392

9.1. 適用標準 392
9.2. 量測方法 392
9.3. 測試架構圖 393
9.4. 量測不確定度 393
9.5. 不必要發射測試結果 394

10. 發射功率控制(TPC) 800

10.1. 適用標準 800
10.2. 發射功率控制測試結果 800

11. 佔用頻帶寬度 801

11.1. 測試架構圖 801
11.2. 適用標準 801
11.3. 量測方法 801
11.4. 量測不確定度 801
11.5. 佔用頻帶寬度測試結果 802

附件 1: 待測物測試擺設相片
附件 2: 待測物內部相片

1. 基本資料

1.1. 待測物裝置資料

申請者(或公司)	美商甲骨文有限公司台灣分公司
地址	臺北市信義區忠孝東路 5 段 68 號 28 樓
製造廠商	INTEL CORPORATION SAS
產品名稱	Intel® Wireless-AC 9260
商標	Intel
產品型號	9260NGW
天線樣式	PIFA Antenna
天線增益	Refer to the table “Antenna List”
頻道控制	Auto

Antenna List

No.	Manufacturer	Model No.	Antenna Type	Peak Gain
1	SkyCross	N/A (Main) N/A (Aux)	PIFA	3.64 dBi for 5.15~5.25GHz 3.73 dBi for 5.25~5.35GHz 4.77 dBi for 5.47~5.725GHz 4.97 dBi for 5.725~5.850GHz

1.2. 待測裝置驗證說明

1. 待測裝置規格說明:

待測物為 Intel® Wireless-AC 9260 ，其天線為半固定式 PIFA 天線，悉採 5GHz 為載波，利用寬頻數位調變(OFDM)方式 802.11a：6 – 54Mbps, 802.11n：14.4 – 144.4Mbps using 20MHz channel、30 – 300Mbps using 40MHz channel)來傳送訊號，頻道 36、44、48、52、60、64、100、116、140、149、157、165 (802.11a/n-20MHz)和頻道 38、46、54、62、102、118、134、151、159(802.11n-40MHz)被選擇為測試頻道，速率 6Mbps (802.11a)與 MCS0 (802.11n)被選擇為測試傳輸速率。

另支援 802.11ac 14.4 – 173.4Mbps using 20MHz channel、802.11ac 30 – 400Mbps using 40MHz channel、802.11ac 65 – 866.7Mbps using 80MHz channel、802.11ac 130 – 1733Mbps using 160MHz channel 來傳送訊號，頻道 144 (802.11ac-20MHz)和頻道 142(802.11ac-40MHz)和頻道 42、58、106、122、138、155(802.11ac-80MHz)被選擇為測試頻道，速率 MCS0 (802.11ac-20MHz)與 MCS0 (802.11ac-40MHz) 與 MCS0 (802.11ac-80MHz) 與 MCS0 (802.11ac-160MHz)被選擇為測試傳輸速率。

結果顯示於此份報告中。

本報告為複製報告，在原申請人(INTEL CORPORATION SAS)的同意下, 授權美商甲骨文有限公司台灣分公司使用原始測試數據, 原始報告編號為：1760126R-RFTWP35V00。

(1) 此產品為受控運作模式,動態頻率選擇不具有 active scan or Ad-hoc 功能,只能做 passive scan 的運作。
(2) 待測裝置為同一體。
(3) 發射體主要功能特性有:
<1> 待測裝置利用無線電波,分別借由無線電波,傳送及接收,達到資料傳送之目的。
<2> 待測裝置傳送訊號,使用 5GHz 為載波頻率，利用數位調變方式來傳送訊號, 且其天線為半固定式 PIFA 天線。
<3> 基本發射工作頻率範圍 5.150-5.250GHz,5.250-5.350GHz, 5.470-5.725GHz, 5.725~5.850GHz。
<4> 頻道切換方式: 採自動切換控制方式。
<5> 調變方式: 採 OFDM 調變方式。
<6> 傳輸速率: 802.11a: 6 – 54Mbps。
802.11n: 14.4 – 144.4Mbps using 20MHz channel、30 – 300Mbps using 40MHz channel。
802.11ac : 14.4 – 173.4Mbps using 20MHz channel、802.11ac 30 – 400Mbps using 40MHz channel、802.11ac 65 – 866.7Mbps using 80MHz channel、802.11ac 130 – 1733Mbps using 160MHz channel。
<7> 工作電壓: AC 110V/60Hz
<8> 測試軟體: DRTU (Ver 10.1720.0-05.195)

<9> 802.11a/n-20MHz 共計 24 個工作頻道, 工作頻道頻率為:

Channel	Frequency	Channel	Frequency	Channel	Frequency	Channel	Frequency
Channel 36:	5180 MHz	Channel 40:	5200 MHz	Channel 44:	5220 MHz	Channel 48:	5240 MHz
Channel 52:	5260 MHz	Channel 56:	5280 MHz	Channel 60:	5300 MHz	Channel 64:	5320 MHz
Channel 100:	5500 MHz	Channel 104:	5520 MHz	Channel 108:	5540 MHz	Channel 112:	5560 MHz
Channel 116:	5580 MHz	Channel 120:	5600 MHz	Channel 124:	5620 MHz	Channel 128:	5640 MHz
Channel 132:	5660 MHz	Channel 136:	5680 MHz	Channel 140:	5700 MHz	Channel 149:	5745 MHz
Channel 153:	5765 MHz	Channel 157:	5785 MHz	Channel 161:	5805 MHz	Channel 165:	5825 MHz

<10>802.11n-40MHz 共計 11 個工作頻道, 工作頻道頻率為:

Channel	Frequency	Channel	Frequency	Channel	Frequency	Channel	Frequency
Channel 38:	5190 MHz	Channel 46:	5230 MHz	Channel 54:	5270 MHz	Channel 62:	5310 MHz
Channel 102:	5510 MHz	Channel 110:	5550 MHz	Channel 118:	5590 MHz	Channel 126:	5630 MHz
Channel 134:	5670 MHz	Channel 151:	5755 MHz	Channel 159:	5795 MHz		

<11>802.11ac-20MHz 共計 1 個工作頻道, 工作頻道頻率為:

Channel	Frequency
Channel 144:	5720 MHz

<12>802.11ac-40MHz 共計 1 個工作頻道, 工作頻道頻率為:

Channel	Frequency
Channel 142:	5710 MHz

<13>802.11ac-80MHz 共計 6 個工作頻道, 工作頻道頻率為:

Channel	Frequency	Channel	Frequency	Channel	Frequency	Channel	Frequency
Channel 42:	5210 MHz	Channel 58:	5290 MHz	Channel 106:	5530 MHz	Channel 122:	5610 MHz
Channel 138:	5690 MHz	Channel 155:	5775 MHz				

<14>802.11ac-160MHz 共計 2 個工作頻道, 工作頻道頻率為:

Channel	Frequency	Channel	Frequency
Channel 50:	5250 MHz	Channel 144:	5570 MHz

<15> 關於受測物詳細說明，請參閱製造商規格或使用手冊。

EMI 模式	Mode 1: 發射器 802.11a Mode 1: 發射器 802.11n-20BW Mode 1: 發射器 802.11n-40BW Mode 1: 發射器 802.11ac-20BW Mode 1: 發射器 802.11ac-40BW Mode 1: 發射器 802.11ac-80BW Mode 1: 發射器 802.11ac-160BW Mode 1: 發射器 802.11a_Beamforming Mode 1: 發射器 802.11n-20BW_Beamforming Mode 1: 發射器 802.11n-40BW_Beamforming Mode 1: 發射器 802.11ac-20BW_Beamforming Mode 1: 發射器 802.11ac-40BW_Beamforming Mode 1: 發射器 802.11ac-80BW_Beamforming Mode 1: 發射器 802.11ac-160BW_Beamforming Mode 2: 接收器 802.11n-20BW Mode 2: 接收器 802.11n-40BW Mode 2: 接收器 802.11ac-20BW Mode 2: 接收器 802.11ac-40BW Mode 2: 接收器 802.11ac-80BW Mode 2: 接收器 802.11ac-160BW

1.3. 系統測試時之週邊裝置

待測裝置測試時，其搭配系統測試時之週邊裝置包括下列：

發射器模式 & 接收器模式：

Product		Manufacturer	Model No.	Serial No.	FCC ID	Power Cord
1	Notebook PC	DELL	N/A	N/A	N/A	Non-Shielded, 1.8m
2	Test Fixture	Intel	N/A	N/A	N/A	N/A

Signal Cable Type		Signal cable Description
A	Test Fixture Line	Non-Shielded, 1.0m

1.4. 測試系統組合圖

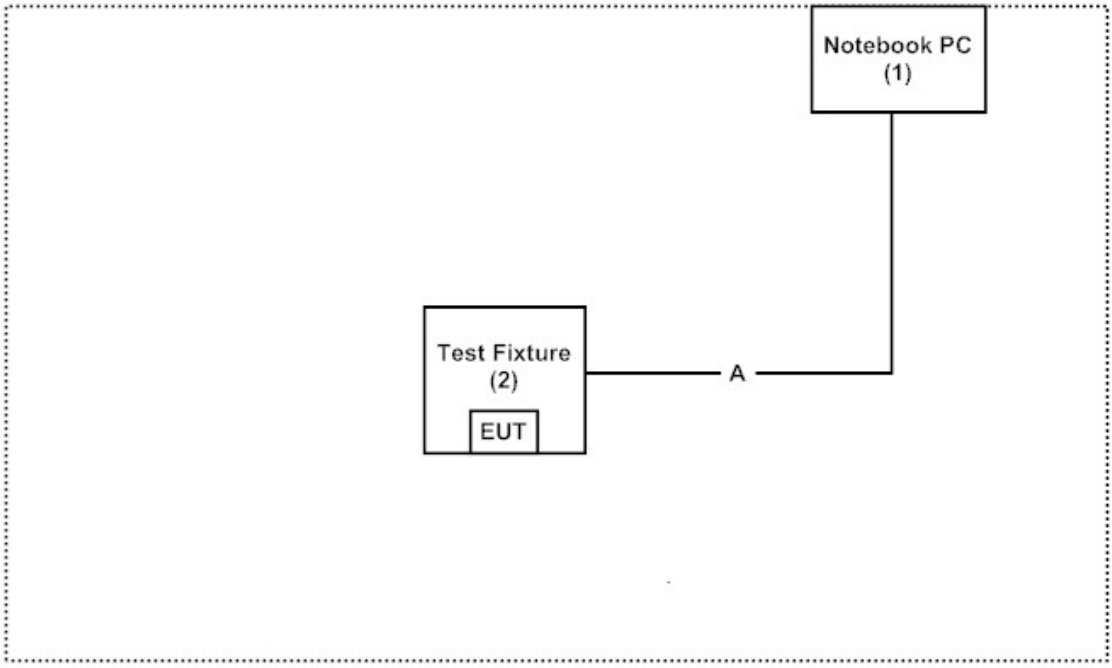

1.5. 待測裝置測試時之典型操作程序

1.	測試配置如上圖 1.4 所示.
2.	執行 DRTU (Ver 10.1720.0-05.195)控制發射
3.	設定所要測試之模式、頻道及速率
4.	確認訊號是持續發射狀態模式，無誤後開始測試

2. 測試實驗室資料

2.1. 試驗單位與週遭環境

實驗室環境條件:

項　　目	實際測試條件
溫度 (°C)	20-35
濕度 (%RH)	30-65
大氣壓力 (mbar)	950-1000

德凱認證股份有限公司是家專為無線產品、手機、通訊、電磁相容及安全規範的技術測試暨認證顧問之專業實驗室，實驗室秉持著公正客觀的態度及全套完整測試設備，和本身完善的品質系統，實驗室皆依 ISO/IEC 17025、EN 45001 及 ISO/IEC Guide 25 管理實驗室，並取得各國認證機構之合格證書，實驗室之相關合格證書，可由德凱認證股份有限公司的網站下載，下載網址: http://www.dekra.com.tw/chinese/about/certificates.aspx?bval=5
實驗室之詳細地址、位置與聯絡方式，可由德凱認證股份有限公司的網站查詢，網址: http://www.dekra.com.tw

財團法人全國認證基金會 認證
特定服務計畫 : 電信設備測試實驗室認證服務計畫
初次認證日期 : 一百零三年十月二十四日
認證有效期間 : 一百零六年十二月十三日起至一百零九年十二月十二日止
認可測試領域 : 低功率射頻電機(工作頻率9kHz to 220GHz)
認可編號 : 3023

測試實驗室名稱 : 德凱認證股份有限公司

測試實驗室位置 : 新北市林口區文化一路二段159號

2.2. 測試設備明細

For Conduction measurements /ASR1

	Equipment	Manufacturer	Model No.	Serial No.	Cali. Data	Due. Data
X	EMI Test Receiver	R&S	ESR7	161601	2017.01.06	2018.01.05
X	Two-Line V-Network	R&S	ENV216	101306	2017.02.16	2018.02.15
X	Two-Line V-Network	R&S	ENV216	101307	2017.03.17	2018.03.16
X	Coaxial Cable	Quietek	RG400_BNC	RF001	2017.05.24	2018.05.23

Note:
1. All equipments are calibrated every one year.
2. The test instruments marked with “X” are used to measure the final test results.
3. Test Software version : QuieTek EMI 2.0 V2.1.113

For Conducted measurements /ASR4

	Equipment	Manufacturer	Model No.	Serial No.	Cali. Data	Due. Data
X	Spectrum Analyzer	R&S	FSV30	103464	2017.01.09	2018.01.08
X	Power Meter	Anritsu	ML2496A	1548003	2016.12.15	2017.12.14
X	Power Sensor	Anritsu	MA2411B	1531024	2016.12.15	2017.12.14
X	Power Sensor	Anritsu	MA2411B	1531025	2016.12.15	2017.12.14
	Bluetooth Tester	R&S	CBT	101238	2017.01.03	2018.01.02

Note:
1. All equipments are calibrated every one year.
2. The test instruments marked with “X” are used to measure the final test results.
3. Test Software version : QuieTek Conduction Test System V8.0.110

For Radiated measurements /ACB1

	Equipment	Manufacturer	Model No.	Serial No.	Cali. Data	Due. Data
X	Loop Antenna	TESEQ	HLA6121	37133	2016.03.18	2018.03.17
X	Bi-Log Antenna	SCHWARZBECK	VULB9168	9168-674	2017.02.09	2018.02.08
X	Horn Antenna	ETS-Lindgren	3117	00203800	2016.10.13	2017.10.12
X	Horn Antenna	Com-Power	AH-840	101087	2017.05.24	2018.05.23
X	Pre-Amplifier	EMCI	EMC001330	980316	2017.05.14	2018.05.13
X	Pre-Amplifier	EMCI	EMC051835SE	980311	2017.05.15	2018.05.14
X	Pre-Amplifier	EMCI	EMC05820SE	980310	2017.05.15	2018.05.14
X	Pre-Amplifier	EMCI	EMC184045SE	980314	2017.05.17	2018.05.16
	Filter	MICRO TRONICS	BRM50702	G251	2016.08.11	2017.08.10
X	Filter	MICRO TRONICS	BRM50716	G188	2016.08.11	2017.08.10
X	EMI Test Receiver	R&S	ESR7	101602	2016.12.15	2017.12.14
X	Loop Antenna	TESEQ	HLA6121	37133	2016.03.18	2018.03.17
X	Coaxial Cable	SUHNER	SUCOFLEX 106	RF002	2017.05.25	2018.05.24
X	Mircoflex Cable	HUBER SUHNER	SUCOFLEX 102	MY3381/2	2016.08.11	2017.08.10

Note:
1. All equipments are calibrated every one year.
2. The test instruments marked with “X” are used to measure the final test results.
3. Test Software version : QuieTek EMI 2.0 V2.1.113

3. 電源端點干擾測試

3.1. 適用標準

依據國家通訊傳播委員會低功率射頻電機技術規範之第 2.3 節，以市電為電源之低功率射頻電機，其傳導回電源線上頻率自 150 kHz～30 百萬赫(MHz)之射頻電壓(在電源端子每一電源線對接地點)應小於或等於下表所列之限制值。測量時應經過 50 微亨利(uH)及 50 歐姆(Ω)之電源線阻抗穩定網路(Line Impedance Stabilization Network；LISN)。頻率重疊處，以較低限制值為準。

Frequency 頻率範圍	傳導限制值(dBμV)	
MHz	準尖峰值	平均值
0.15 - 0.50	66-56(註)	56-46(註)
0.50-5.0	56	46
5.0 - 30	60	50

註:隨頻率之對數遞減

3.2. 量測方法

待測物置於高 80 公分之非導體桌面（落地型產品置於地上），將待測物之電源線接至電源阻抗網路器(LISN)，同時保持待測物至 LISN 距 80 公分，並將電源線多餘部份以 30 至 40 公分之八字形捆綁於電源線中央，於在正常工作狀態下，執行待測物之火線及地線各一次量測。

電源端點場強之測量範圍由 0.15MHz – 30MHz，所量測之讀值皆為準尖峰值(Quasi-Peak Value)及平均值(Average Value)。 場強接收機之解析頻寬為 10kHz。

3.3. 測試架構圖

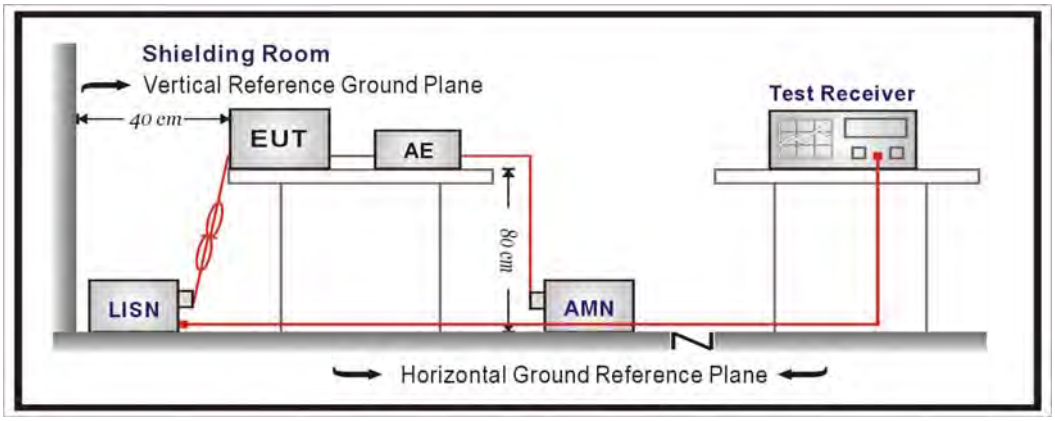

3.4. 量測不確定度

此項測試之量測不確定度為±2.35dB。

Note: 經初測驗證過，電源端點干擾測試對測試頻道數並無差異，因此檢附其中一個測試頻道之測試數據。

3.5. 電源端點測試結果

待測物名稱：Intel® Wireless-AC 9260

待測物型號：9260NGW　　測試模式：Mode 1: 發射器 802.11ac-160BW

測試頻道：CH 50 (5250MHz)　　試驗端點：Line 1

6 dB 頻寬：10 kHz　　視頻頻寬：10 kHz

檢測器：準尖峰值 & 平均值　　環境溫度：23 ℃

測試日期：106 年 07 月 17 日　　環境濕度：50 %

Frequency MHz	Correct Factor dB	Reading Level dBμV	Measurement Level dBμV	Margin dB	Limit dBμV
LINE 1					
準尖峰值					
0.152	9.561	39.189	48.750	-17.193	65.943
0.408	9.574	21.632	31.206	-27.423	58.629
0.460	9.577	16.932	26.509	-30.634	57.143
1.500	9.580	11.346	20.926	-35.074	56.000
3.300	9.593	8.063	17.656	-38.344	56.000
17.420	9.699	15.535	25.234	-34.766	60.000
平均值					
0.152	9.561	17.638	27.199	-28.744	55.943
0.408	9.574	10.064	19.638	-28.991	48.629
0.460	9.577	8.397	17.974	-29.169	47.143
1.500	9.580	5.698	15.278	-30.722	46.000
3.300	9.593	1.911	11.504	-34.496	46.000
17.420	9.699	3.539	13.238	-36.762	50.000

備註：

1. 所有之讀值為準尖峰值及平均值。
2. “　“意指量測數據中最高量測值。
3. Measurement Level = Reading Level + Correct Factor。
4. 上表以外之頻率，測試值與限度值相比較之下，因其值太低而未列於上表內。

待測物名稱：Intel® Wireless-AC 9260
待測物型號：9260NGW　　測試模式：Mode 1: 發射器 802.11ac-160BW
測試頻道：CH 50 (5250MHz)　　試驗端點：Line 2
6 dB 頻寬：10 kHz　　視頻頻寬：10 kHz
檢測器：準尖峰值 & 平均值　　環境溫度：23 ℃
測試日期：106 年 07 月 17 日　　環境濕度：50 %

Frequency MHz	Correct Factor dB	Reading Level dBμV	Measurement Level dBμV	Margin dB	Limit dBμV
LINE 2					
準尖峰值					
0.155	9.552	37.511	47.062	-18.795	65.857
0.420	9.568	20.984	30.552	-27.734	58.286
0.480	9.570	12.997	22.567	-34.004	56.571
1.500	9.580	11.055	20.635	-35.365	56.000
14.000	9.677	13.159	22.836	-37.164	60.000
18.000	9.710	12.282	21.992	-38.008	60.000
平均值					
0.155	9.552	16.677	26.229	-29.628	55.857
0.420	9.568	9.825	19.392	-28.894	48.286
0.480	9.570	5.028	14.598	-31.973	46.571
1.500	9.580	5.390	14.970	-31.030	46.000
14.000	9.677	5.067	14.744	-35.256	50.000
18.000	9.710	2.475	12.185	-37.815	50.000

備註：

1. 所有之讀值為準尖峰值及平均值。
2. “　“意指量測數據中最高量測值。
3. Measurement Level = Reading Level + Correct Factor。
4. 上表以外之頻率，測試值與限度值相比較之下，因其值太低而未列於上表內。

LINE 1

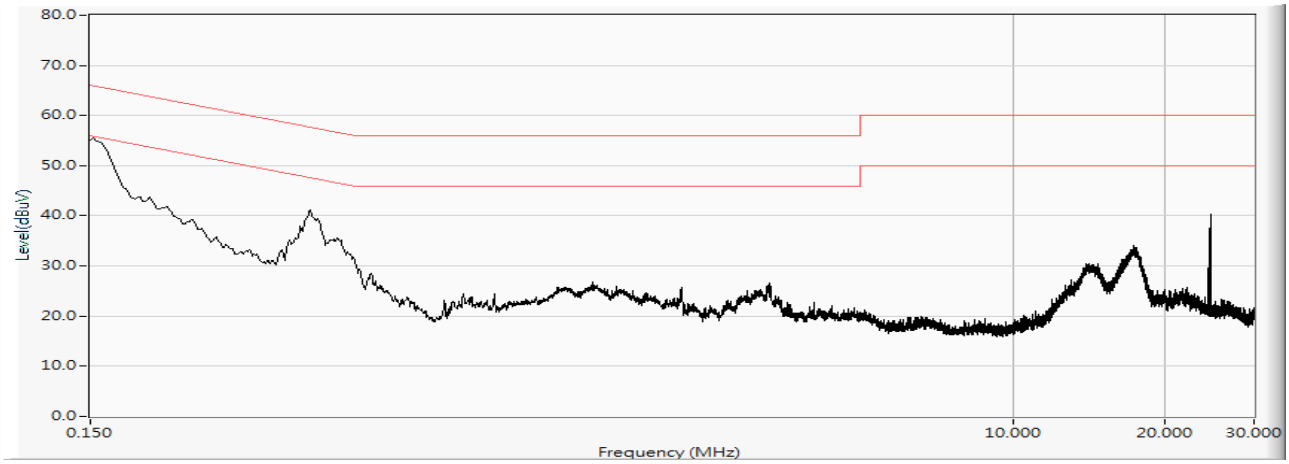
80.0
70.0
60.0
50.0
40.0
30.0
20.0
10.0
0.0
Level(dBuV)
0.150
10.000
20.000
30.000
Frequency (MHz)

LINE 2

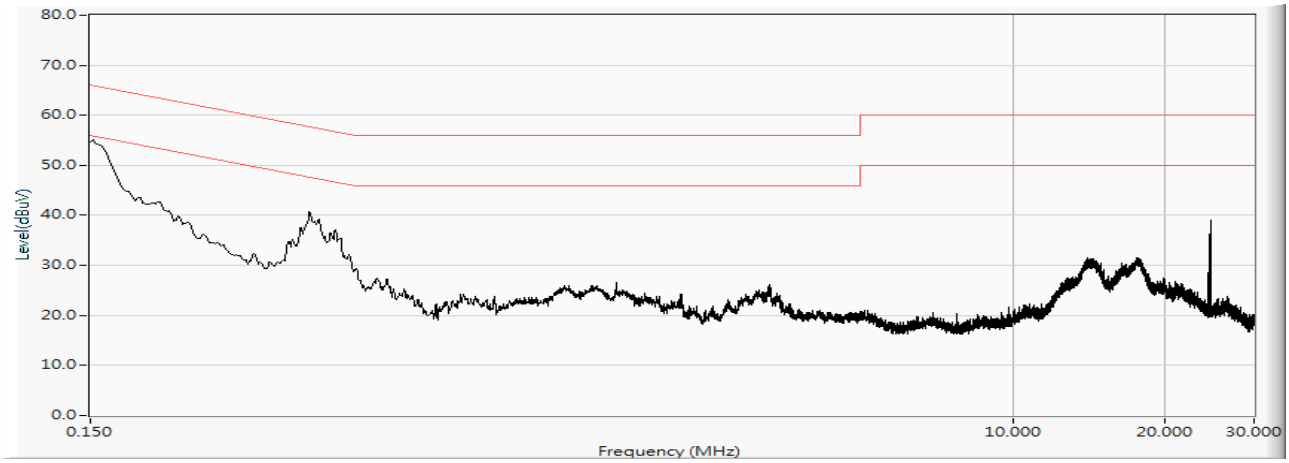
80.0
70.0
60.0
50.0
40.0
30.0
20.0
10.0
0.0
Level(dBuV)
0.150
10.000
20.000
30.000
Frequency (MHz)

待測物名稱：Intel® Wireless-AC 9260

待測物型號：9260NGW　　測 試 模 式 ：Mode 1: 發射器 802.11ac-160BW

測 試 頻 道 ： CH 114 (5570MHz)　　試 驗 端 點 ： Line 1

6 dB 頻寬： 10 kHz　　視 頻 頻 寬 ： 10 kHz

檢 測 器 ：準尖峰值 & 平均值　　環 境 溫 度 ：23 ℃

測 試 日 期 ：106 年 07 月 17 日　　環 境 濕 度 ：50 %

Frequency MHz	Correct Factor dB	Reading Level dBμV	Measurement Level dBμV	Margin dB	Limit dBμV
LINE 1					
準尖峰值					
0.160	9.560	38.721	48.281	-17.433	65.714
0.230	9.562	22.063	31.625	-32.089	63.714
0.400	9.573	23.740	33.313	-25.544	58.857
0.550	9.580	12.521	22.101	-33.899	56.000
1.466	9.580	11.316	20.896	-35.104	56.000
14.000	9.673	12.272	21.945	-38.055	60.000
平均值					
0.160	9.560	22.290	31.850	-23.864	55.714
0.230	9.562	7.386	16.947	-36.767	53.714
0.400	9.573	11.141	20.714	-28.143	48.857
0.550	9.580	6.099	15.679	-30.321	46.000
1.466	9.580	5.453	15.033	-30.967	46.000
14.000	9.673	4.742	14.415	-35.585	50.000

備 註 ：

1. 所有之讀值為準尖峰值及平均值。
2. “　“意指量測數據中最高量測值。
3. Measurement Level = Reading Level + Correct Factor。
4. 上表以外之頻率，測試值與限度值相比較之下，因其值太低而未列於上表內。

待測物名稱：Intel® Wireless-AC 9260

待測物型號：9260NGW　　測試模式：Mode 1: 發射器 802.11ac-160BW

測試頻道：CH 114 (5570MHz)　　試驗端點：Line 2

6 dB 頻寬：10 kHz　　視頻頻寬：10 kHz

檢測器：準尖峰值 & 平均值　　環境溫度：23 ℃

測試日期：106 年 07 月 17 日　　環境濕度：50 %

Frequency MHz	Correct Factor dB	Reading Level dBμV	Measurement Level dBμV	Margin dB	Limit dBμV
LINE 2					
準尖峰值					
0.154	9.552	39.274	48.826	-17.060	65.886
0.400	9.567	20.412	29.979	-28.878	58.857
0.470	9.569	17.675	27.245	-29.612	56.857
0.550	9.572	10.582	20.154	-35.846	56.000
3.200	9.592	6.416	16.008	-39.992	56.000
14.660	9.679	11.646	21.325	-38.675	60.000
平均值					
0.154	9.552	19.714	29.265	-26.621	55.886
0.400	9.567	8.916	18.483	-30.374	48.857
0.470	9.569	10.180	19.750	-27.107	46.857
0.550	9.572	3.669	13.241	-32.759	46.000
3.200	9.592	0.586	10.178	-35.822	46.000
14.660	9.679	4.369	14.048	-35.952	50.000

備註：

1. 所有之讀值為準尖峰值及平均值。
2. “　“意指量測數據中最高量測值。
3. Measurement Level = Reading Level + Correct Factor。
4. 上表以外之頻率，測試值與限度值相比較之下，因其值太低而未列於上表內。

LINE 1

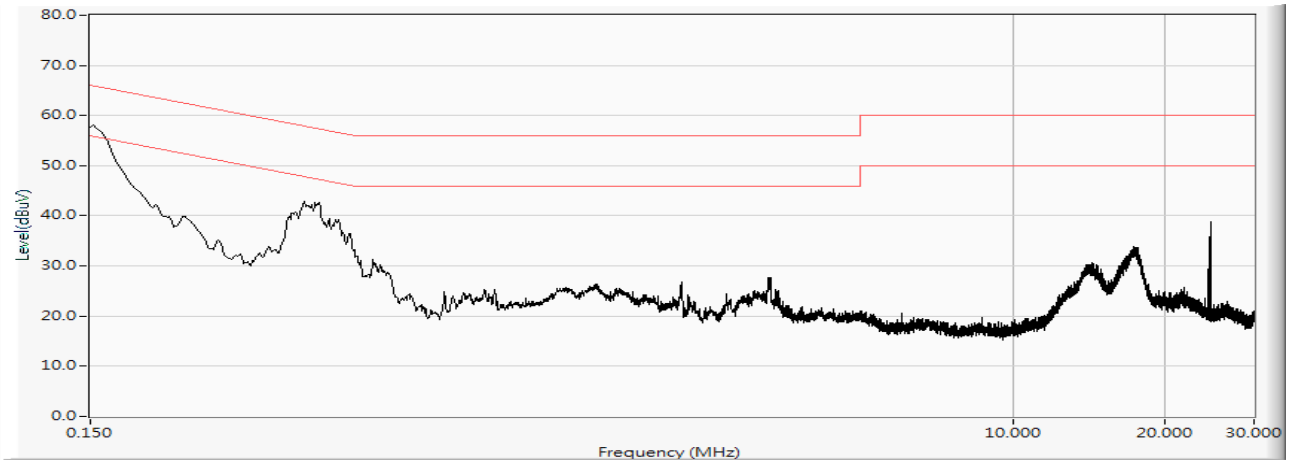
80.0
70.0
60.0
50.0
40.0
30.0
20.0
10.0
0.0
Level(dBuV)
0.150
10.000
20.000
30.000
Frequency (MHz)

LINE 2

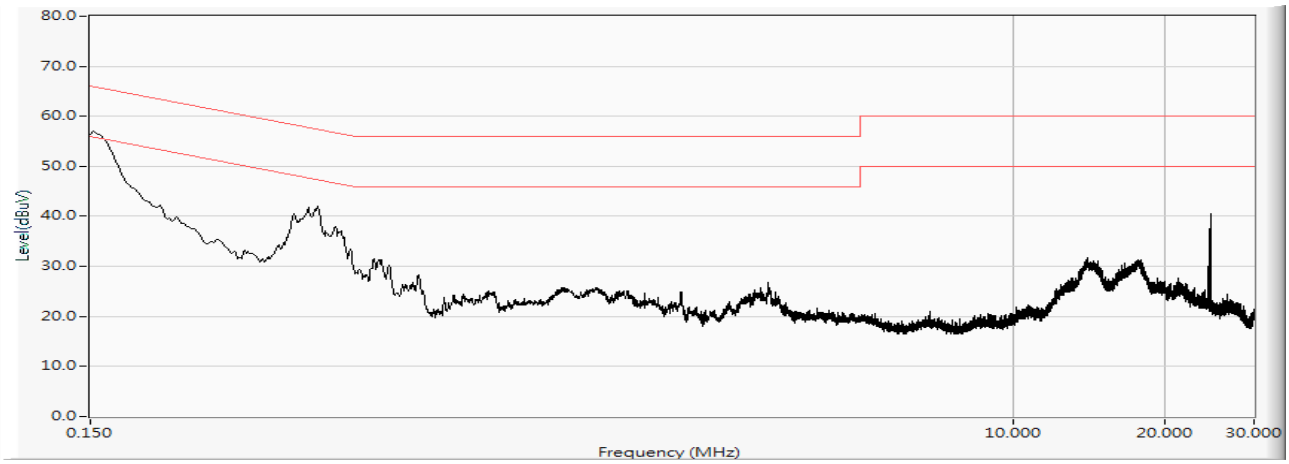
80.0
70.0
60.0
50.0
40.0
30.0
20.0
10.0
0.0
Level(dBuV)
0.150
10.000
20.000
30.000
Frequency (MHz)

待測物名稱：Intel® Wireless-AC 9260
待測物型號：9260NGW　　測試模式：Mode 1: 發射器 802.11ac-80BW
測試頻道：CH 155 (5775MHz)　　試驗端點：Line 1
6 dB 頻寬：10 kHz　　視頻頻寬：10 kHz
檢測器：準尖峰值 & 平均值　　環境溫度：23 ℃
測試日期：106 年 07 月 17 日　　環境濕度：50 %

Frequency MHz	Correct Factor dB	Reading Level dBμV	Measurement Level dBμV	Margin dB	Limit dBμV
LINE 1					
準尖峰值					
0.155	9.560	39.559	49.119	-16.738	65.857
0.410	9.574	23.053	32.627	-25.944	58.571
0.460	9.577	19.152	28.729	-28.414	57.143
0.560	9.580	9.515	19.095	-36.905	56.000
15.000	9.680	8.873	18.553	-41.447	60.000
17.770	9.697	14.141	23.838	-36.162	60.000
平均值					
0.155	9.560	19.228	28.789	-27.068	55.857
0.410	9.574	11.180	20.754	-27.817	48.571
0.460	9.577	12.375	21.953	-25.190	47.143
0.560	9.580	2.709	12.289	-33.711	46.000
15.000	9.680	1.886	11.566	-38.434	50.000
17.770	9.697	3.744	13.441	-36.559	50.000

備註：

1. 所有之讀值為準尖峰值及平均值。
2. “　“意指量測數據中最高量測值。
3. Measurement Level = Reading Level + Correct Factor。
4. 上表以外之頻率，測試值與限度值相比較之下，因其值太低而未列於上表內。

待測物名稱：Intel® Wireless-AC 9260
待測物型號：9260NGW　　測試模式：Mode 1: 發射器 802.11ac-80BW
測試頻道：CH 155 (5775MHz)　　試驗端點：Line 2
6 dB 頻寬：10 kHz　　視頻頻寬：10 kHz
檢測器：準尖峰值 & 平均值　　環境溫度：23 ℃
測試日期：106 年 07 月 17 日　　環境濕度：50 %

Frequency MHz	Correct Factor dB	Reading Level dBμV	Measurement Level dBμV	Margin dB	Limit dBμV
LINE 2					
準尖峰值					
0.157	9.552	37.521	47.073	-18.727	65.800
0.230	9.561	20.994	30.555	-33.159	63.714
0.420	9.568	21.654	31.222	-27.064	58.286
0.480	9.570	12.274	21.844	-34.727	56.571
3.300	9.593	7.633	17.226	-38.774	56.000
15.000	9.680	9.310	18.990	-41.010	60.000
平均值					
0.157	9.552	16.967	26.519	-29.281	55.800
0.230	9.561	6.022	15.583	-38.131	53.714
0.420	9.568	10.361	19.929	-28.357	48.286
0.480	9.570	5.137	14.707	-31.864	46.571
3.300	9.593	1.851	11.444	-34.556	46.000
15.000	9.680	2.062	11.742	-38.258	50.000

備註：

1. 所有之讀值為準尖峰值及平均值。
2. “　“意指量測數據中最高量測值。
3. Measurement Level = Reading Level + Correct Factor。
4. 上表以外之頻率，測試值與限度值相比較之下，因其值太低而未列於上表內。

LINE 1

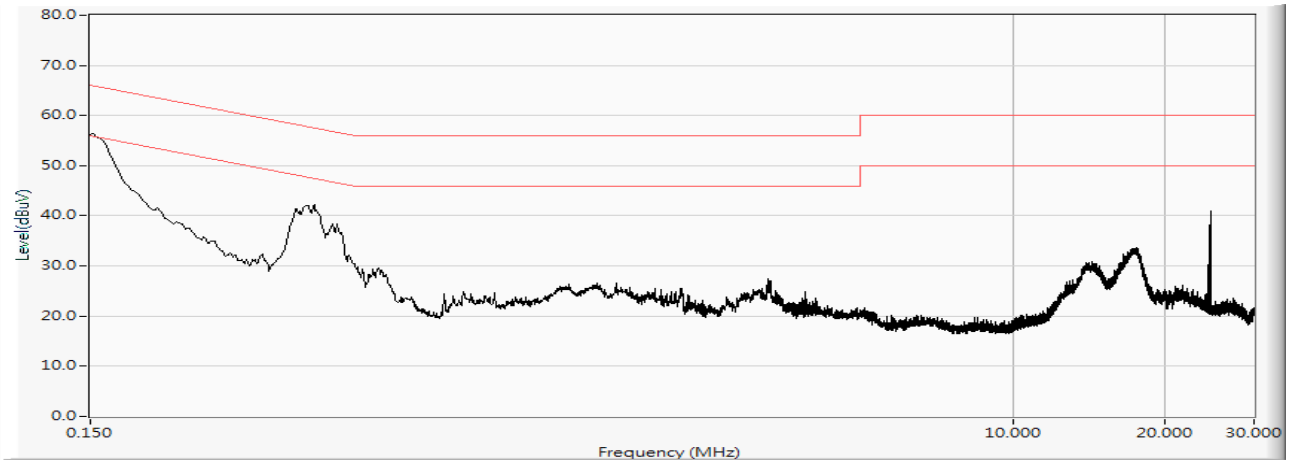
80.0
70.0
60.0
50.0
40.0
30.0
20.0
10.0
0.0
Level(dBuV)
0.150
10.000
20.000
30.000
Frequency (MHz)

LINE 2

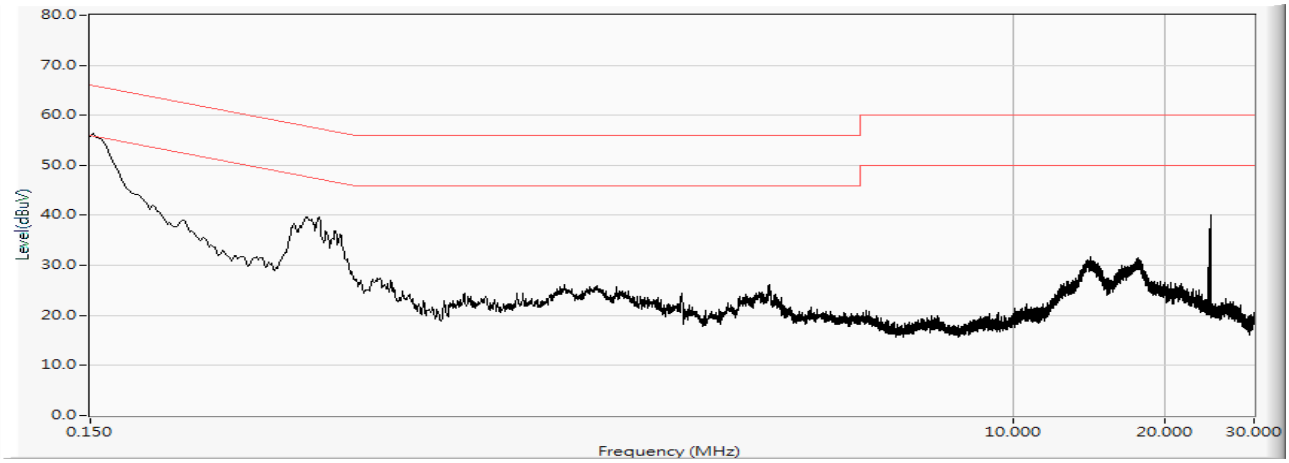
80.0
70.0
60.0
50.0
40.0
30.0
20.0
10.0
0.0
Level(dBuV)
0.150
10.000
20.000
30.000
Frequency (MHz)

待測物名稱：Intel® Wireless-AC 9260

待測物型號：9260NGW　　測試模式：Mode 1: 發射器 802.11ac-160BW_Beamforming

測試頻道：CH 50 (5250MHz)　　試驗端點：Line 1

6 dB 頻寬：10 kHz　　視頻頻寬：10 kHz

檢測器：準尖峰值 & 平均值　　環境溫度：23 ℃

測試日期：106 年 07 月 17 日　　環境濕度：50 %

Frequency MHz	Correct Factor dB	Reading Level dBμV	Measurement Level dBμV	Margin dB	Limit dBμV
LINE 1					
準尖峰值					
0.154	9.561	42.280	51.840	-14.046	65.886
0.240	9.562	23.033	32.595	-30.834	63.429
0.450	9.576	19.111	28.687	-28.742	57.429
0.910	9.580	8.514	18.094	-37.906	56.000
14.480	9.677	13.487	23.164	-36.836	60.000
17.690	9.698	17.357	27.055	-32.945	60.000
平均值					
0.154	9.561	30.768	40.328	-15.558	55.886
0.240	9.562	9.795	19.357	-34.072	53.429
0.450	9.576	12.354	21.930	-25.499	47.429
0.910	9.580	3.568	13.148	-32.852	46.000
14.480	9.677	6.112	15.789	-34.211	50.000
17.690	9.698	5.215	14.913	-35.087	50.000

備註：

1. 所有之讀值為準尖峰值及平均值。
2. “　“意指量測數據中最高量測值。
3. Measurement Level = Reading Level + Correct Factor。
4. 上表以外之頻率，測試值與限度值相比較之下，因其值太低而未列於上表內。

待測物名稱：Intel® Wireless-AC 9260
待測物型號：9260NGW　　測試模式：Mode 1: 發射器 802.11ac-160BW_Beamforming
測試頻道：CH 50 (5250MHz)　　試驗端點：Line 2
6 dB 頻寬：10 kHz　　視頻頻寬：10 kHz
檢測器：準尖峰值 & 平均值　　環境溫度：23 ℃
測試日期：106 年 07 月 17 日　　環境濕度：50 %

Frequency MHz	Correct Factor dB	Reading Level dBμV	Measurement Level dBμV	Margin dB	Limit dBμV
LINE 2					
準尖峰值					
0.155	9.552	44.358	53.910	-11.947	65.857
0.200	9.559	28.746	38.305	-26.266	64.571
0.460	9.569	21.328	30.897	-26.246	57.143
1.800	9.580	9.051	18.631	-37.369	56.000
15.000	9.680	12.012	21.693	-38.307	60.000
17.760	9.710	16.229	25.939	-34.061	60.000
平均值					
0.155	9.552	37.685	47.236	-8.621	55.857
0.200	9.559	14.037	23.596	-30.975	54.571
0.460	9.569	14.437	24.006	-23.137	47.143
1.800	9.580	4.430	14.010	-31.990	46.000
15.000	9.680	4.296	13.976	-36.024	50.000
17.760	9.710	3.321	13.031	-36.969	50.000

備註：

1. 所有之讀值為準尖峰值及平均值。
2. “　“意指量測數據中最高量測值。
3. Measurement Level = Reading Level + Correct Factor。
4. 上表以外之頻率，測試值與限度值相比較之下，因其值太低而未列於上表內。

LINE 1

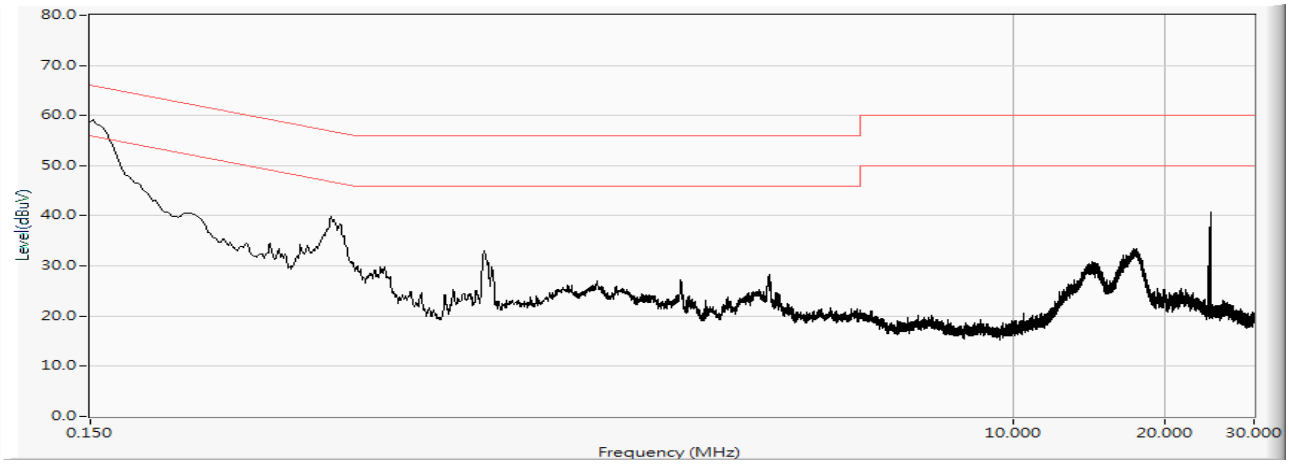
80.0
70.0
60.0
50.0
40.0
30.0
20.0
10.0
0.0
Level(dBuV)
0.150
10.000
20.000
30.000
Frequency (MHz)

LINE 2

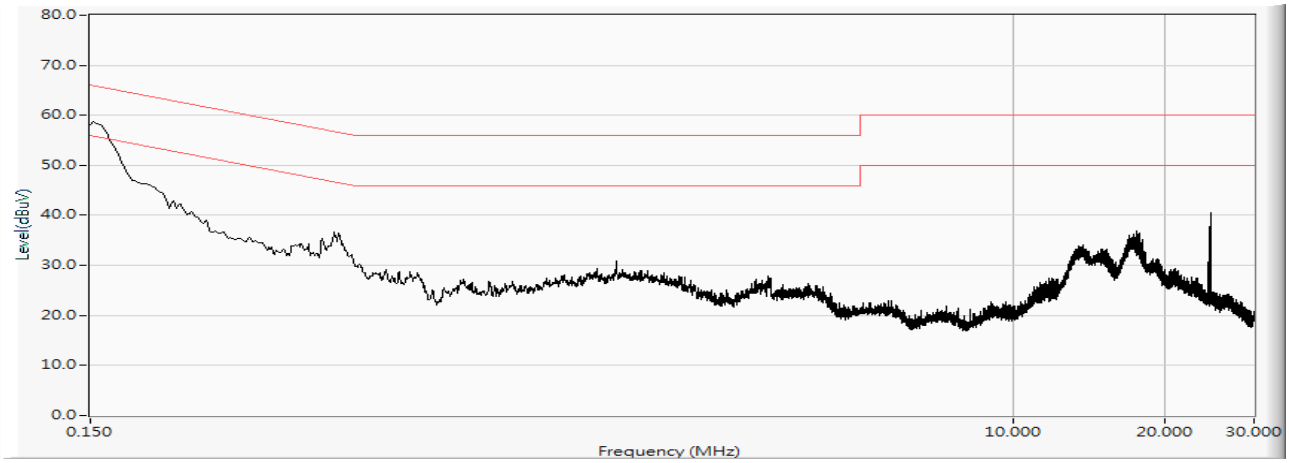
80.0
70.0
60.0
50.0
40.0
30.0
20.0
10.0
0.0
Level(dBuV)
0.150
10.000
20.000
30.000
Frequency (MHz)

待測物名稱：Intel® Wireless-AC 9260

待測物型號：9260NGW　　測 試 模 式 ：Mode 1: 發射器 802.11ac-160BW_Beamforming

測試頻道 ：CH 114 (5570MHz)　　試 驗 端 點 ：Line 1

6 dB 頻寬：10 kHz　　視 頻 頻 寬 ：10 kHz

檢 測 器 ：準尖峰值 & 平均值　　環 境 溫 度 ：23 ℃

測試日期：106 年 07 月 17 日　　環 境 濕 度 ：50 %

Frequency MHz	Correct Factor dB	Reading Level dBμV	Measurement Level dBμV	Margin dB	Limit dBμV
LINE 1					
準尖峰值					
0.154	9.561	44.980	54.540	-11.346	65.886
0.240	9.562	24.906	34.469	-28.960	63.429
0.450	9.576	20.375	29.952	-27.477	57.429
0.660	9.580	15.162	24.742	-31.258	56.000
0.940	9.580	10.047	19.627	-36.373	56.000
16.890	9.699	13.221	22.920	-37.080	60.000
平均值					
0.154	9.561	25.332	34.893	-20.993	55.886
0.240	9.562	8.046	17.608	-35.821	53.429
0.450	9.576	13.558	23.135	-24.294	47.429
0.660	9.580	4.407	13.987	-32.013	46.000
0.940	9.580	4.835	14.415	-31.585	46.000
16.890	9.699	3.008	12.707	-37.293	50.000

備 註 ：

1. 所有之讀值為準尖峰值及平均值。
2. “ “意指量測數據中最高量測值。
3. Measurement Level = Reading Level + Correct Factor。
4. 上表以外之頻率，測試值與限度值相比較之下，因其值太低而未列於上表內。

待測物名稱：Intel® Wireless-AC 9260

待測物型號：9260NGW　　測 試 模 式 ：Mode 1: 發射器 802.11ac-160BW_Beamforming

測 試 頻 道 ：CH 114 (5570MHz)　　試 驗 端 點 ：Line 2

6 dB 頻寬：10 kHz　　視 頻 頻 寬 ：10 kHz

檢 測 器 ：準尖峰值 & 平均值　　環 境 溫 度 ：23 ℃

測 試 日 期 ：106 年 07 月 17 日　　環 境 濕 度 ：50 %

Frequency MHz	Correct Factor dB	Reading Level dBμV	Measurement Level dBμV	Margin dB	Limit dBμV
LINE 2					
準尖峰值					
0.156	9.552	38.043	47.595	-18.234	65.829
0.210	9.560	24.078	33.638	-30.648	64.286
0.456	9.569	17.177	26.746	-30.511	57.257
3.300	9.593	7.346	16.939	-39.061	56.000
14.400	9.678	12.845	22.523	-37.477	60.000
18.000	9.710	11.939	21.649	-38.351	60.000
平均值					
0.156	9.552	20.916	30.468	-25.361	55.829
0.210	9.560	10.421	19.981	-34.305	54.286
0.456	9.569	10.040	19.609	-27.648	47.257
3.300	9.593	1.410	11.003	-34.997	46.000
14.400	9.678	4.815	14.493	-35.507	50.000
18.000	9.710	2.596	12.306	-37.694	50.000

備 註 ：

1. 所有之讀值為準尖峰值及平均值。
2. “　“意指量測數據中最高量測值。
3. Measurement Level = Reading Level + Correct Factor。
4. 上表以外之頻率，測試值與限度值相比較之下，因其值太低而未列於上表內。

LINE 1

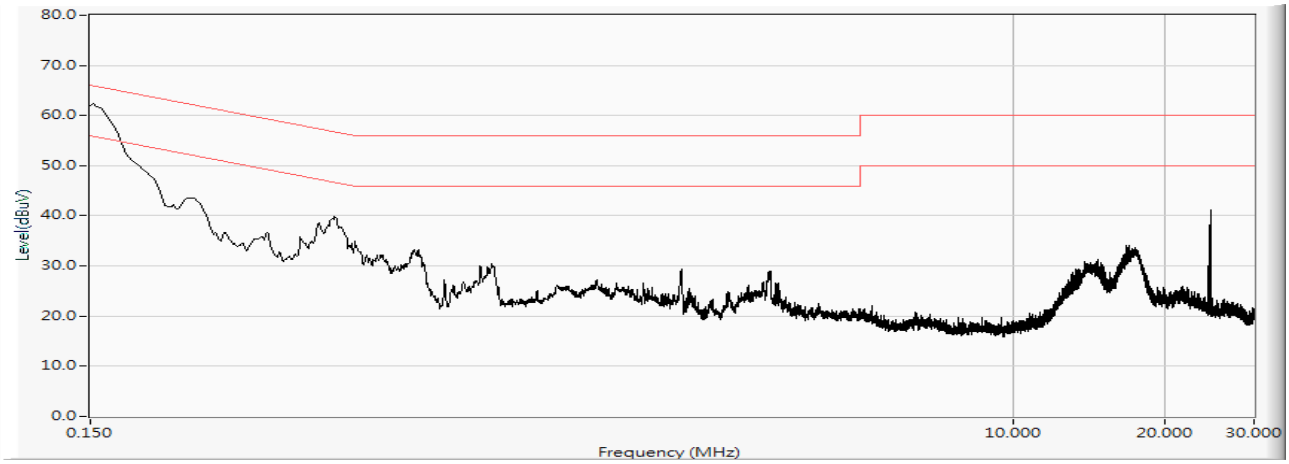
80.0
70.0
60.0
50.0
40.0
30.0
20.0
10.0
0.0
Level(dBuV)
0.150
10.000
20.000
30.000
Frequency (MHz)

LINE 2

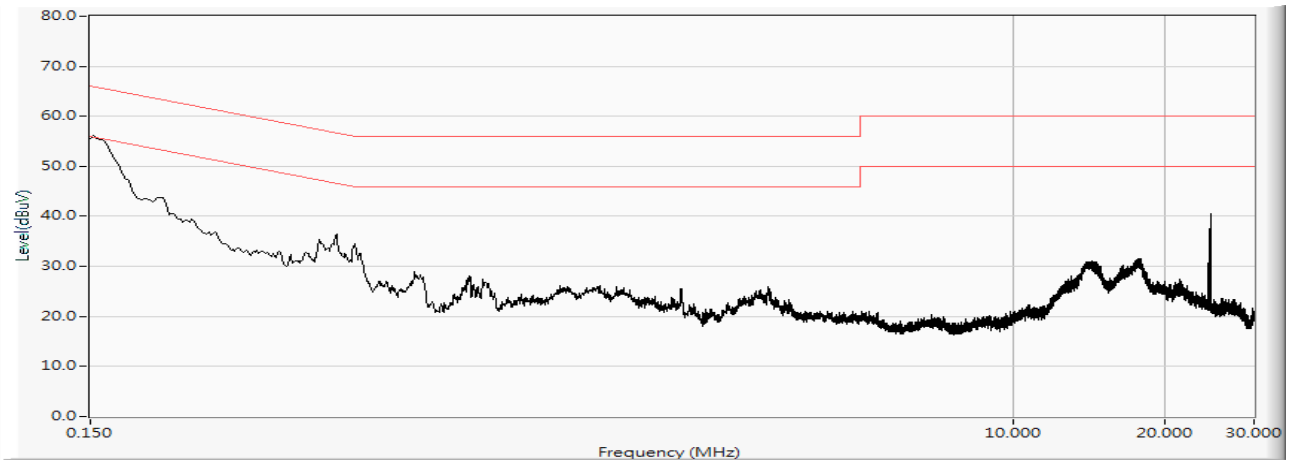
80.0
70.0
60.0
50.0
40.0
30.0
20.0
10.0
0.0
Level(dBuV)
0.150
10.000
20.000
30.000
Frequency (MHz)

待測物名稱：Intel® Wireless-AC 9260

待測物型號：9260NGW　　測 試 模 式 ：Mode 1: 發射器 802.11ac-80BW_Beamforming

測試頻道 ：CH 155 (5775MHz)　　試 驗 端 點 ：Line 1

6 dB 頻寬：10 kHz　　視 頻 頻 寬 ：10 kHz

檢 測 器 ：準尖峰值 & 平均值　　環 境 溫 度 ：23 ℃

測試日期：106 年 07 月 17 日　　環 境 濕 度 ：50 %

Frequency MHz	Correct Factor dB	Reading Level dBμV	Measurement Level dBμV	Margin dB	Limit dBμV
LINE 1					
準尖峰值					
0.157	9.560	41.018	50.578	-15.222	65.800
0.240	9.562	22.003	31.566	-31.863	63.429
0.450	9.576	17.268	26.844	-30.585	57.429
1.500	9.580	11.411	20.991	-35.009	56.000
3.300	9.593	10.251	19.844	-36.156	56.000
17.350	9.699	15.441	25.140	-34.860	60.000
平均值					
0.157	9.560	19.719	29.280	-26.520	55.800
0.240	9.562	6.307	15.870	-37.559	53.429
0.450	9.576	10.368	19.944	-27.485	47.429
1.500	9.580	7.629	17.209	-28.791	46.000
3.300	9.593	3.267	12.860	-33.140	46.000
17.350	9.699	3.814	13.513	-36.487	50.000

備 註 ：

1. 所有之讀值為準尖峰值及平均值。
2. “ “意指量測數據中最高量測值。
3. Measurement Level = Reading Level + Correct Factor。
4. 上表以外之頻率，測試值與限度值相比較之下，因其值太低而未列於上表內。

待測物名稱：Intel® Wireless-AC 9260

待測物型號：9260NGW　　測 試 模 式 ：Mode 1: 發射器 802.11ac-80BW_Beamforming

測 試 頻 道 ：CH 155 (5775MHz)　　試 驗 端 點 ：Line 2

6 dB 頻寬：10 kHz　　視 頻 頻 寬 ：10 kHz

檢 測 器 ：準尖峰值 & 平均值　　環 境 溫 度 ：23 ℃

測 試 日 期 ：106 年 07 月 17 日　　環 境 濕 度 ：50 %

Frequency MHz	Correct Factor dB	Reading Level dBμV	Measurement Level dBμV	Margin dB	Limit dBμV
LINE 2					
準尖峰值					
0.160	9.552	37.129	46.681	-19.033	65.714
0.210	9.560	24.350	33.910	-30.376	64.286
0.450	9.569	16.646	26.215	-31.214	57.429
1.300	9.580	10.812	20.392	-35.608	56.000
13.000	9.673	7.832	17.505	-42.495	60.000
17.270	9.710	12.820	22.530	-37.470	60.000
平均值					
0.160	9.552	17.499	27.051	-28.663	55.714
0.210	9.560	9.586	19.146	-35.140	54.286
0.450	9.569	10.107	19.675	-27.754	47.429
1.300	9.580	5.515	15.095	-30.905	46.000
13.000	9.673	0.848	10.521	-39.479	50.000
17.270	9.710	2.184	11.894	-38.106	50.000

備 註 ：

1. 所有之讀值為準尖峰值及平均值。
2. “　“意指量測數據中最高量測值。
3. Measurement Level = Reading Level + Correct Factor。
4. 上表以外之頻率，測試值與限度值相比較之下，因其值太低而未列於上表內。

LINE 1

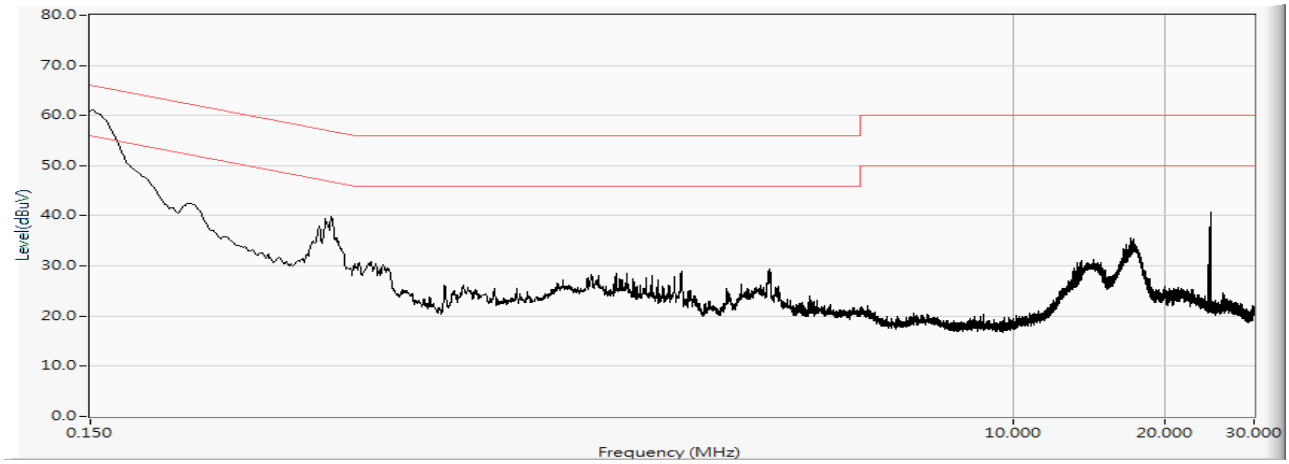
80.0
70.0
60.0
50.0
40.0
30.0
20.0
10.0
0.0
Level(dBuV)
0.150
10.000
20.000
30.000
Frequency (MHz)

LINE 2

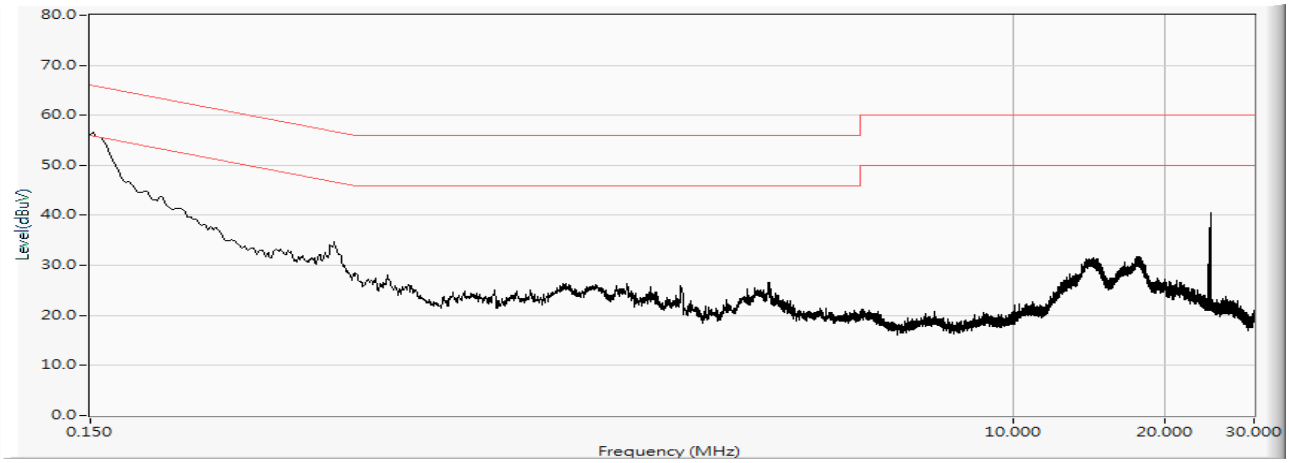
80.0
70.0
60.0
50.0
40.0
30.0
20.0
10.0
0.0
Level(dBuV)
0.150
10.000
20.000
30.000
Frequency (MHz)

待測物名稱：Intel® Wireless-AC 9260
待測物型號：9260NGW　　測試模式：Mode 2: 接收器 802.11ac-160BW
測試頻道：CH 50 (5250MHz)　　試驗端點：Line 1
6 dB 頻寬：10 kHz　　視頻頻寬：10 kHz
檢測器：準尖峰值 & 平均值　　環境溫度：23 ℃
測試日期：106 年 07 月 17 日　　環境濕度：50 %

Frequency MHz	Correct Factor dB	Reading Level dBμV	Measurement Level dBμV	Margin dB	Limit dBμV
LINE 1					
準尖峰值					
0.156	9.560	39.064	48.625	-17.204	65.829
0.240	9.562	19.861	29.423	-34.006	63.429
0.380	9.572	20.800	30.371	-29.058	59.429
0.450	9.576	18.936	28.512	-28.917	57.429
1.500	9.580	11.771	21.351	-34.649	56.000
14.680	9.678	11.114	20.792	-39.208	60.000
平均值					
0.156	9.560	17.818	27.379	-28.450	55.829
0.240	9.562	5.335	14.897	-38.532	53.429
0.380	9.572	8.139	17.711	-31.718	49.429
0.450	9.576	12.684	22.261	-25.168	47.429
1.500	9.580	5.706	15.286	-30.714	46.000
14.680	9.678	2.979	12.657	-37.343	50.000

備註：

1. 所有之讀值為準尖峰值及平均值。
2. “　“意指量測數據中最高量測值。
3. Measurement Level = Reading Level + Correct Factor。
4. 上表以外之頻率，測試值與限度值相比較之下，因其值太低而未列於上表內。

待測物名稱：Intel® Wireless-AC 9260
待測物型號：9260NGW　　測試模式：Mode 2: 接收器 802.11ac-160BW
測試頻道：CH 50 (5250MHz)　　試驗端點：Line 2
6 dB 頻寬：10 kHz　　視頻頻寬：10 kHz
檢測器：準尖峰值 & 平均值　　環境溫度：23 ℃
測試日期：106 年 07 月 17 日　　環境濕度：50 %

Frequency MHz	Correct Factor dB	Reading Level dBμV	Measurement Level dBμV	Margin dB	Limit dBμV
LINE 2					
準尖峰值					
0.154	9.552	40.436	49.987	-15.899	65.886
0.200	9.559	26.159	35.718	-28.853	64.571
0.390	9.567	22.242	31.809	-27.334	59.143
0.470	9.569	20.330	29.900	-26.957	56.857
1.500	9.580	11.425	21.005	-34.995	56.000
3.300	9.593	9.795	19.388	-36.612	56.000
平均值					
0.154	9.552	19.217	28.768	-27.118	55.886
0.200	9.559	11.221	20.780	-33.791	54.571
0.390	9.567	10.021	19.588	-29.555	49.143
0.470	9.569	12.032	21.601	-25.256	46.857
1.500	9.580	5.831	15.411	-30.589	46.000
3.300	9.593	3.007	12.600	-33.400	46.000

備註：

1. 所有之讀值為準尖峰值及平均值。
2. “　“意指量測數據中最高量測值。
3. Measurement Level = Reading Level + Correct Factor。
4. 上表以外之頻率，測試值與限度值相比較之下，因其值太低而未列於上表內。

LINE 1

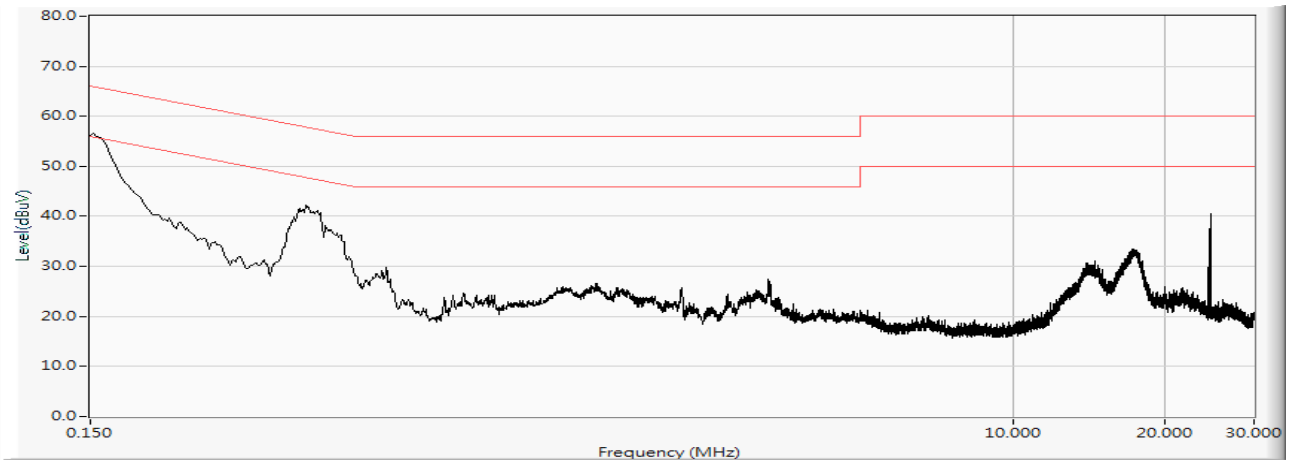
80.0
70.0
60.0
50.0
40.0
30.0
20.0
10.0
0.0
Level(dBuV)
0.150
10.000
20.000
30.000
Frequency (MHz)

LINE 2

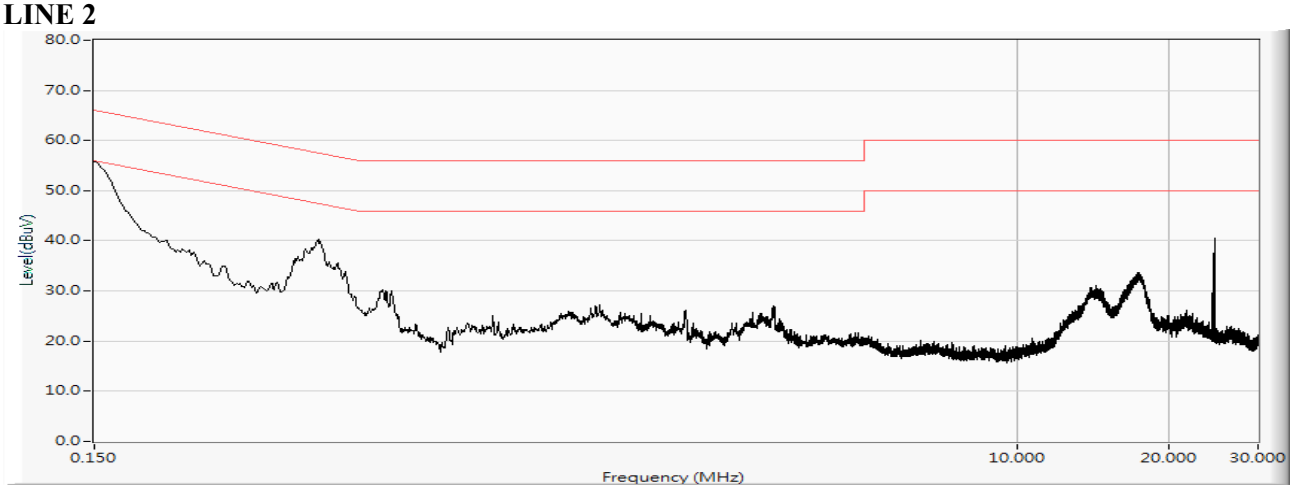
80.0
70.0
60.0
50.0
40.0
30.0
20.0
10.0
0.0
Level(dBuV)
0.150
10.000
20.000
30.000
Frequency (MHz)

待測物名稱：Intel® Wireless-AC 9260

待測物型號：9260NGW　　測 試 模 式 ：Mode 2: 接收器 802.11ac-160BW

測試頻道 ：CH 114 (5570MHz)　　試驗端點 ：Line 1

6 dB 頻寬：10 kHz　　視頻頻寬 ：10 kHz

檢 測 器 ：準尖峰值 & 平均值　　環境溫度 ：23 ℃

測試日期 ：106 年 07 月 17 日　　環境濕度 ：50 %

Frequency MHz	Correct Factor dB	Reading Level dBμV	Measurement Level dBμV	Margin dB	Limit dBμV
LINE 1					
準尖峰值					
0.151	9.561	42.380	51.941	-14.030	65.971
0.180	9.560	30.108	39.668	-25.475	65.143
0.420	9.574	26.525	36.100	-22.186	58.286
0.550	9.580	15.502	25.082	-30.918	56.000
0.940	9.580	9.055	18.635	-37.365	56.000
16.690	9.697	12.034	21.731	-38.269	60.000
平均值					
0.151	9.561	24.228	33.789	-22.182	55.971
0.180	9.560	16.836	26.396	-28.747	55.143
0.420	9.574	14.904	24.478	-23.808	48.286
0.550	9.580	7.929	17.509	-28.491	46.000
0.940	9.580	4.815	14.395	-31.605	46.000
16.690	9.697	2.226	11.923	-38.077	50.000

備 註 ：

1. 所有之讀值為準尖峰值及平均值。
2. “　“意指量測數據中最高量測值。
3. Measurement Level = Reading Level + Correct Factor。
4. 上表以外之頻率，測試值與限度值相比較之下，因其值太低而未列於上表內。

待測物名稱：Intel® Wireless-AC 9260

待測物型號：9260NGW　　測 試 模 式 ：Mode 2: 接收器 802.11ac-160BW

測 試 頻 道 ：CH 114 (5570MHz)　　試 驗 端 點 ：Line 2

6 dB 頻寬：10 kHz　　視 頻 頻 寬 ：10 kHz

檢 測 器 ：準尖峰值 & 平均值　　環 境 溫 度 ：23 ℃

測 試 日 期 ：106 年 07 月 17 日　　環 境 濕 度 ：50 %

Frequency MHz	Correct Factor dB	Reading Level dBμV	Measurement Level dBμV	Margin dB	Limit dBμV
LINE 2					
準尖峰值					
0.155	9.552	44.344	53.896	-11.961	65.857
0.210	9.560	25.848	35.408	-28.878	64.286
0.400	9.567	29.554	39.121	-19.736	58.857
0.540	9.572	17.120	26.691	-29.309	56.000
0.900	9.580	11.060	20.640	-35.360	56.000
3.300	9.593	14.386	23.979	-32.021	56.000
平均值					
0.155	9.552	28.064	37.616	-18.241	55.857
0.210	9.560	14.445	24.005	-30.281	54.286
0.400	9.567	16.758	26.325	-22.532	48.857
0.540	9.572	9.541	19.113	-26.887	46.000
0.900	9.580	5.775	15.355	-30.645	46.000
3.300	9.593	6.449	16.042	-29.958	46.000

備 註 ：

1. 所有之讀值為準尖峰值及平均值。
2. “　“意指量測數據中最高量測值。
3. Measurement Level = Reading Level + Correct Factor。
4. 上表以外之頻率，測試值與限度值相比較之下，因其值太低而未列於上表內。

LINE 1

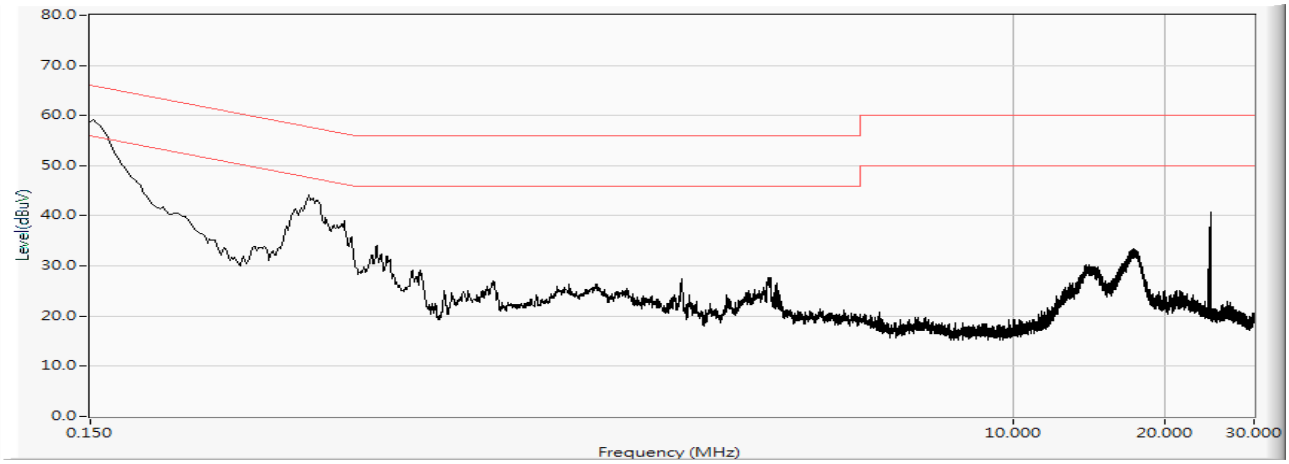
80.0
70.0
60.0
50.0
40.0
30.0
20.0
10.0
0.0
Level(dBuV)
0.150
10.000
20.000
30.000
Frequency (MHz)

LINE 2

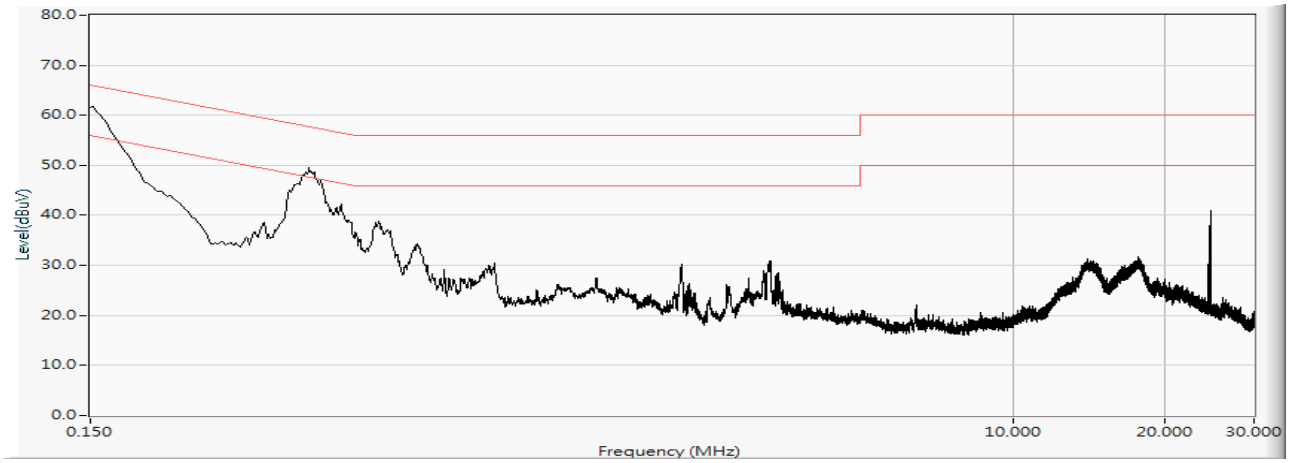
80.0
70.0
60.0
50.0
40.0
30.0
20.0
10.0
0.0
Level(dBuV)
0.150
10.000
20.000
30.000
Frequency (MHz)

待測物名稱：Intel® Wireless-AC 9260

待測物型號：9260NGW　　測 試 模 式 ：Mode 2: 接收器 802.11ac-80BW

測試頻道 ： CH 155 (5775MHz)　　試 驗 端 點 ： Line 1

6 dB 頻寬： 10 kHz　　視 頻 頻 寬 ： 10 kHz

檢 測 器 ：準尖峰值 & 平均值　　環 境 溫 度 ：23 ℃

測試日期 ：106 年 07 月 17 日　　環 境 濕 度 ：50 %

Frequency MHz	Correct Factor dB	Reading Level dBμV	Measurement Level dBμV	Margin dB	Limit dBμV
LINE 1					
準尖峰值					
0.153	9.561	43.703	53.264	-12.650	65.914
0.210	9.561	24.975	34.536	-29.750	64.286
0.380	9.572	26.260	35.831	-23.598	59.429
0.570	9.580	18.907	28.487	-27.513	56.000
2.200	9.582	11.733	21.315	-34.685	56.000
17.520	9.698	15.649	25.347	-34.653	60.000
平均值					
0.153	9.561	21.222	30.783	-25.131	55.914
0.210	9.561	12.351	21.911	-32.375	54.286
0.380	9.572	13.074	22.646	-26.783	49.429
0.570	9.580	9.431	19.011	-26.989	46.000
2.200	9.582	4.502	14.084	-31.916	46.000
17.520	9.698	3.637	13.335	-36.665	50.000

備 註 ：

1. 所有之讀值為準尖峰值及平均值。
2. “　“意指量測數據中最高量測值。
3. Measurement Level = Reading Level + Correct Factor。
4. 上表以外之頻率，測試值與限度值相比較之下，因其值太低而未列於上表內。

待測物名稱：Intel® Wireless-AC 9260

待測物型號：9260NGW　　測 試 模 式 ：Mode 2: 接收器 802.11ac-80BW

測 試 頻 道 ：CH 155 (5775MHz)　　試 驗 端 點 ：Line 2

6 dB 頻寬：10 kHz　　視 頻 頻 寬 ：10 kHz

檢 測 器 ：準尖峰值 & 平均值　　環 境 溫 度 ：23 ℃

測 試 日 期 ：106 年 07 月 17 日　　環 境 濕 度 ：50 %

Frequency MHz	Correct Factor dB	Reading Level dBμV	Measurement Level dBμV	Margin dB	Limit dBμV
LINE 2					
準尖峰值					
0.157	9.552	36.258	45.810	-19.990	65.800
0.210	9.560	24.285	33.845	-30.441	64.286
0.420	9.568	21.674	31.242	-27.044	58.286
0.570	9.573	10.761	20.334	-35.666	56.000
3.200	9.592	6.453	16.045	-39.955	56.000
14.000	9.677	13.019	22.696	-37.304	60.000
平均值					
0.157	9.552	16.355	25.906	-29.894	55.800
0.210	9.560	9.509	19.069	-35.217	54.286
0.420	9.568	10.135	19.702	-28.584	48.286
0.570	9.573	2.558	12.131	-33.869	46.000
3.200	9.592	0.529	10.121	-35.879	46.000
14.000	9.677	5.037	14.714	-35.286	50.000

備 註 ：

1. 所有之讀值為準尖峰值及平均值。
2. “　“意指量測數據中最高量測值。
3. Measurement Level = Reading Level + Correct Factor。
4. 上表以外之頻率，測試值與限度值相比較之下，因其值太低而未列於上表內。

LINE 1

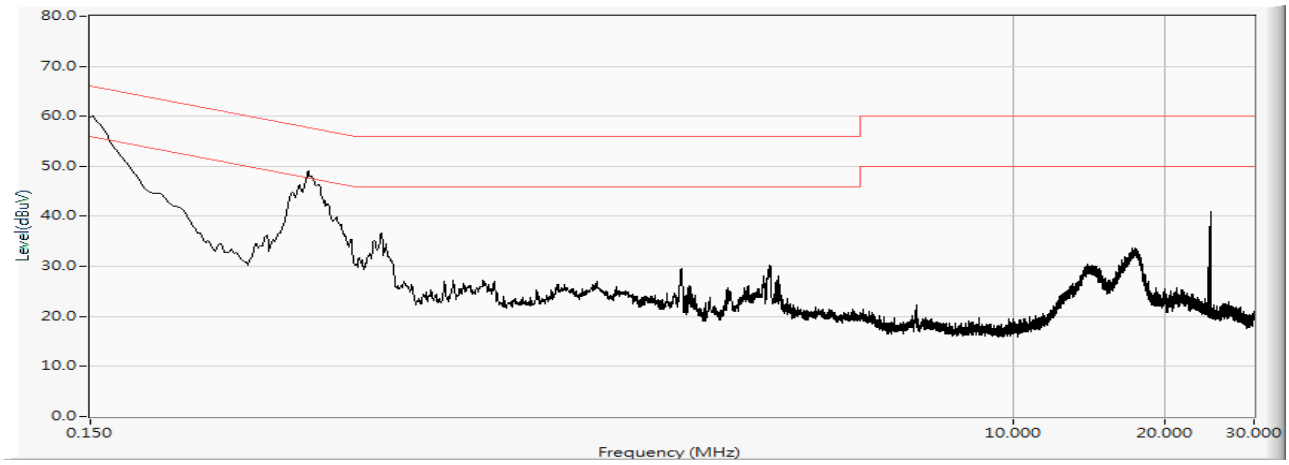

LINE 2

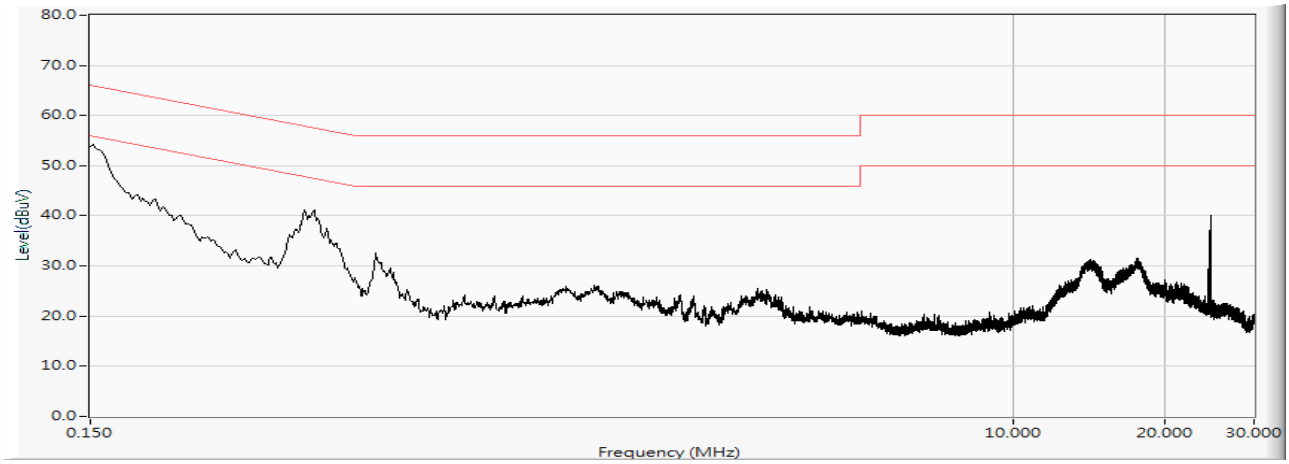

電源端點干擾電壓測試結果:	**PASS**

4. 天線之要求

4.1. 適用標準

依據國家通訊傳播委員會低功率射頻電機技術規範之第 4.7.8 節
天線之規格不受 2.2 規定之限制。
依據國家通訊傳播委員會低功率射頻電機技術規範之第 4.7.3 節
4.7.3.1 使用於 5.15 GHz～5.25 GHz 頻段
(1) 供戶外操作使用:
(C) 使用超過 6 dBi 方向增益之發射天線時，應依超過 6 dBi 天線方向增益的 dBi 總量，等量減少最大傳導輸出功率及最大功率頻譜密度。
(2) 供室內操作使用:
(C) 使用超過 6 dBi 方向增益之發射天線時，應依超過 6 dBi 天線方向增益的 dBi 總量，等量減少最大傳導輸出功率及最大功率頻譜密度。
(3) 供固定式點對點操作使用:
(C) 使用超過 23 dBi 方向增益之指向性天線時，應依超過 23 dBi 天線方向增益的 dBi 總量，等量減少最大傳導輸出功率及最大功率頻譜密度。
(D) 固定式點對點操作，不包括點對多點系統、全方向性應用及多台共站發射機傳送相同資訊。
(4) 供用戶端裝置(Client Device)操作使用:
(C) 使用超過 6 dBi 方向增益之發射天線時，應依超過 6 dBi 天線方向增益的 dBi 總量，等量減少最大傳導輸出功率及最大功率頻譜密度。
4.7.3.2 使用頻率於 5.25 GHz～5.35 GHz 與 5.470 GHz～5.725 GHz 頻段
(3) 使用超過 6 dBi 方向增益之發射天線時，應依超過 6 dBi 天線方向增益的 dBi 總量，等量減少最大傳導輸出功率及最大功率頻譜密度。
4.7.3.3 使用頻率於 5.725 GHz～5.850 GHz 頻段
(3) 供固定式點對點操作時，使用方向增益超過 6 dBi 之發射天線，可不需對應減少發射器之傳導輸出功率限制值。
(4) 除(3)外，使用超過 6 dBi 方向增益之發射天線時，應依超過 6 dBi 天線方向增益的 dBi 總量，等量減少最大傳導輸出功率及最大功率頻譜密度

4.2. 天線樣式

此 Intel® Wireless-AC 9260 為半固定式 PIFA 天線(檢附天線規格書)

Antenna List

No.	Manufacturer	Model No.	Antenna Type	Peak Gain
1	SkyCross	N/A (Main) N/A (Aux)	PIFA	3.64 dBi for 5.15~5.25GHz 3.73 dBi for 5.25~5.35GHz 4.77 dBi for 5.47~5.725GHz 4.97 dBi for 5.725~5.850GHz

天線之要求測試結果:	**PASS**

5. 峰值發射功率

5.1. 適用標準

依據國家通訊傳播委員會低功率射頻電機技術規範之第 4.7.3 節

4.7.3.1 使用於 5.15 GHz～5.25 GHz 頻段

(1) 供戶外操作使用:

(A) 最大傳導輸出功率應小於或等於 1 W。

(B) 在任何 1 MHz 頻帶中最大功率頻譜密度應小於或等於 17 dBm。

(C) 使用超過 6 dBi 方向增益之發射天線時，應依超過 6 dBi 天線方向增益的 dBi 總量，等量減少最大傳導輸出功率及最大功率頻譜密度。

(D) 在水平面仰角超過 30 度時，其最大 EIRP 應小於或等於 21 dBm。

(2) 供室內操作使用:

(A) 最大傳導輸出功率應小於或等於 1 W。

(B) 在任何 1 MHz 頻帶中最大功率頻譜密度應小於或等於 17 dBm。

(C) 使用超過 6 dBi 方向增益之發射天線時，應依超過 6 dBi 天線方向增益的 dBi 總量，等量減少最大傳導輸出功率及最大功率頻譜密度。

(3) 供固定式點對點操作使用:

(A) 最大傳導輸出功率應小於或等於 1 W。

(B) 在任何 1 MHz 頻帶中最大功率頻譜密度應小於或等於 17 dBm。

(C) 使用超過 23 dBi 方向增益之指向性天線時，應依超過 23 dBi 天線方向增益的 dBi 總量，等量減少最大傳導輸出功率及最大功率頻譜密度。

(D) 固定式點對點操作，不包括點對多點系統、全方向性應用及多台共站發射機傳送相同資訊。

(4) 供用戶端裝置(Client Device)操作使用:

(A) 最大傳導輸出功率應小於或等於 250 mW。

(B) 在任何 1 MHz 頻帶中最大功率頻譜密度應小於或等於 11 dBm。

(C) 使用超過 6 dBi 方向增益之發射天線時，應依超過 6 dBi 天線方向增益的 dBi 總量，等量減少最大傳導輸出功率及最大功率頻譜密度。

4.7.3.2 使用頻率於 5.25 GHz～5.35 GHz 與 5.470 GHz～5.725 GHz 頻段

(1) 最大傳導輸出功率應小於或等於 250 mW 或 11dBm+10log B (B 是 26 dB 發射頻寬，單位 MHz)之較小者。

(2) 最大功率頻譜密度在任何 1 MHz 頻帶中應小於或等於 11 dBm。

(3) 使用超過 6 dBi 方向增益之發射天線時，應依超過 6 dBi 天線方向增益的 dBi 總量，等量減少最大傳導輸出功率及最大功率頻譜密度。

4.7.3.3 使用頻率於 5.725 GHz～5.850 GHz 頻段

(1) 最大傳導輸出功率應小於或等於 1 W。

(2) 在任何 500 kHz 頻帶中最大功率頻譜密度應小於或等於 30 dBm。

(3) 供固定式點對點操作時，使用方向增益超過 6 dBi 之發射天線，可不需對應減少發射器之傳導輸出功率限制值。

(4) 除(3)外，使用超過 6 dBi 方向增益之發射天線時，應依超過 6 dBi 天線方向增益的 dBi 總量，等量減少最大傳導輸出功率及最大功率頻譜密度

5.2. 量測方法

待測物之天線埠經由適當之衰減直接連至頻譜分析儀 RF 輸入端，峰值發射功率必須使用依據均方根等效電壓校準之儀器量測於任何連續傳輸之時段，量測結果須依儀器限制(如偵測器反應時間、相較於發射頻寬有限之解析頻寬能力，靈敏度等)調整得出正確之峰值量測或使用峰值功率表。

待測物應在正常發射狀態下量測。

5.3. 測試架構圖

99% Occupied Bandwidth

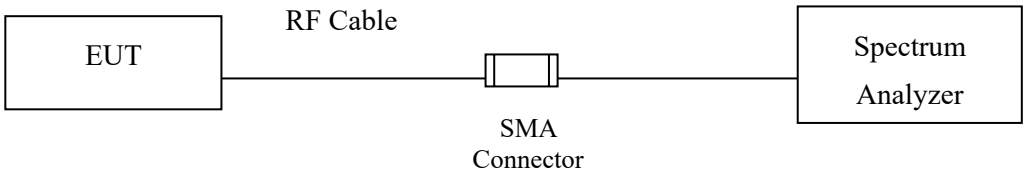

Conduction Power Measurement

Conduction Power Measurement (for 802.11an)

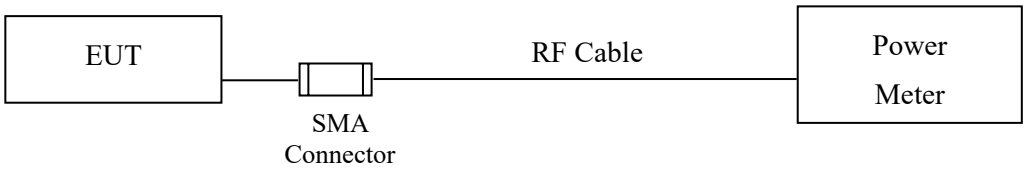

Conduction Power Measurement (for 802.11ac)

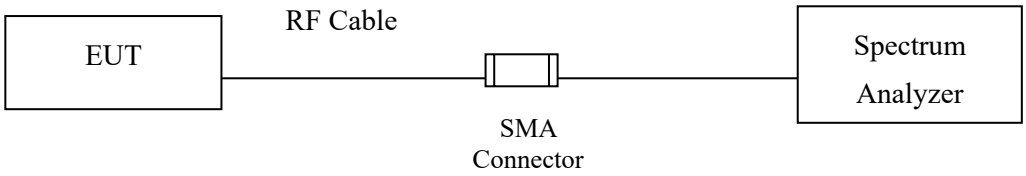

5.4. 量測不確定度

此項測試之量測不確定度

採用功率計為±0.95dB

採用頻譜分析儀±1.30dB

5.5. 峰值發射功率測試結果

待測物名稱：Intel® Wireless-AC 9260
待測物型號：9260NGW　　測試項目：峰值發射功率
測試頻道：--　　測試模式：Mode 1: 發射器 802.11a
6 dB 頻寬：1MHz　　視頻頻寬：3MHz
檢測器：峰值　　環境溫度：21 ℃
測試日期：106 年 07 月 11 日　　環境濕度：53 %

SISO A

Cable loss=1dB		Maximum conducted output power								
Channel No.	Frequency (MHz)	Data Rate (Mbps)								Required Limit
		6	9	12	18	24	36	48	54	
		Measurement Level (dBm)								
36	5180	19.01	--	--	--	--	--	--	--	<24dBm
44	5220	21.38	21.33	21.27	21.22	21.16	21.11	21.06	20.99	<24dBm
48	5240	21.43	--	--	--	--	--	--	--	<24dBm
52	5260	21.45	--	--	--	--	--	--	--	<24dBm
60	5300	21.37	21.32	21.27	21.22	21.16	21.11	21.06	21.02	<24dBm
64	5320	19.46	--	--	--	--	--	--	--	<24dBm
100	5500	17.15	--	--	--	--	--	--	--	<24dBm
116	5580	21.38	21.33	21.28	21.23	21.19	21.15	21.09	21.04	<24dBm
140	5700	18.04	--	--	--	--	--	--	--	<24dBm
149	5745	21.36	--	--	--	--	--	--	--	<30dBm
157	5785	21.45	21.39	21.35	21.29	21.22	21.16	21.11	21.07	<30dBm
165	5825	21.46	--	--	--	--	--	--	--	<30dBm

Note: Maximum conducted output power Value =Reading value on average power meter + cable loss

SISO B

Cable loss=1dB		Maximum conducted output power								
Channel No.	Frequency (MHz)	Data Rate (Mbps)								Required Limit
		6	9	12	18	24	36	48	54	
		Measurement Level (dBm)								
36	5180	19.23	--	--	--	--	--	--	--	<24dBm
44	5220	21.44	21.39	21.34	21.29	21.22	21.16	21.10	21.06	<24dBm
48	5240	21.43	--	--	--	--	--	--	--	<24dBm
52	5260	21.44	--	--	--	--	--	--	--	<24dBm
60	5300	21.42	21.37	21.32	21.39	21.32	21.27	21.23	21.16	<24dBm
64	5320	20.92	--	--	--	--	--	--	--	<24dBm
100	5500	17.58	--	--	--	--	--	--	--	<24dBm
116	5580	21.45	21.39	21.34	21.29	21.22	21.16	21.09	21.03	<24dBm
140	5700	19.01	--	--	--	--	--	--	--	<24dBm
149	5745	21.45	--	--	--	--	--	--	--	<30dBm
157	5785	21.46	21.39	21.32	21.26	21.21	21.16	21.09	21.03	<30dBm
165	5825	21.37	--	--	--	--	--	--	--	<30dBm

Note: Maximum conducted output power Value =Reading value on average power meter + cable loss

MIMO-Chain A

Cable loss=1dB		Maximum conducted output power								
Channel No.	Frequency (MHz)	Data Rate (Mbps)								Required Limit
		6	9	12	18	24	36	48	54	
		Measurement Level (dBm)								
36	5180	19.75	--	--	--	--	--	--	--	<24dBm
44	5220	19.48	19.35	19.27	19.11	19.08	18.96	18.84	18.75	<24dBm
48	5240	19.41	--	--	--	--	--	--	--	<24dBm
52	5260	19.28	--	--	--	--	--	--	--	<24dBm
60	5300	19.22	19.16	19.07	18.97	18.53	18.42	18.36	18.27	<24dBm
64	5320	18.87	--	--	--	--	--	--	--	<24dBm
100	5500	17.81	--	--	--	--	--	--	--	<24dBm
116	5580	19.53	19.44	19.36	19.27	19.14	19.05	18.93	18.82	<24dBm
140	5700	19.92	--	--	--	--	--	--	--	<24dBm
149	5745	21.45	--	--	--	--	--	--	--	<30dBm
157	5785	21.48	21.36	21.27	21.11	21.06	20.94	20.85	20.74	<30dBm
165	5825	21.46	--	--	--	--	--	--	--	<30dBm

Note: Maximum conducted output power Value =Reading value on average power meter + cable loss

MIMO-Chain B

Cable loss=1dB		Maximum conducted output power								
Channel No.	Frequency (MHz)	Data Rate (Mbps)								Required Limit
		6	9	12	18	24	36	48	54	
		Measurement Level (dBm)								
36	5180	19.39	--	--	--	--	--	--	--	<24dBm
44	5220	19.76	19.66	19.52	19.47	19.32	19.29	19.11	19.04	<24dBm
48	5240	19.73	--	--	--	--	--	--	--	<24dBm
52	5260	19.68	--	--	--	--	--	--	--	<24dBm
60	5300	19.49	19.36	19.27	19.15	19.02	18.93	18.84	18.72	<24dBm
64	5320	19.45	--	--	--	--	--	--	--	<24dBm
100	5500	17.54	--	--	--	--	--	--	--	<24dBm
116	5580	19.42	19.34	19.22	19.18	19.05	18.99	18.86	18.73	<24dBm
140	5700	19.72	--	--	--	--	--	--	--	<24dBm
149	5745	21.44	--	--	--	--	--	--	--	<30dBm
157	5785	21.46	21.36	21.27	21.14	21.06	20.95	20.84	20.77	<30dBm
165	5825	21.44	--	--	--	--	--	--	--	<30dBm

Note: Maximum conducted output power Value =Reading value on average power meter + cable loss

Maximum conducted output power Measurement:

MIMO-Chain A+ B

Channel Number	Frequency (MHz)	99% Bandwidth (MHz)	Chain A Power (dBm)	Chain B Power (dBm)	Output Power (dBm)	Output Power Limit	
						(dBm)	dBm+10log(BW)
36	5180	--	19.75	19.39	22.58	24	--
44	5220	--	19.48	19.76	22.63	24	--
48	5240	--	19.41	19.73	22.58	24	--
52	5260	18.331	19.28	19.68	22.49	24	23.63
60	5300	18.331	19.22	19.49	22.37	24	23.63
64	5320	18.281	18.87	19.45	22.18	24	23.62
100	5500	18.381	17.81	17.54	20.69	24	23.64
116	5580	18.381	19.53	19.42	22.49	24	23.64
140	5700	18.281	19.92	19.72	22.83	24	23.62
149	5745	--	21.45	21.44	24.46	30	--
157	5785	--	21.48	21.46	24.48	30	--
165	5825	--	21.46	21.44	24.46	30	--

Note:

1. Output Power (dBm) = 10LOG (Chain A Power (mW)+ Chain B Power (mW))
2. 99% Bandwidth is the bandwidth of chain A or chain B whichever is less bandwidth, output power limitation is more stringent.

99% Occupied Bandwidth:

Channel 52: Chain A

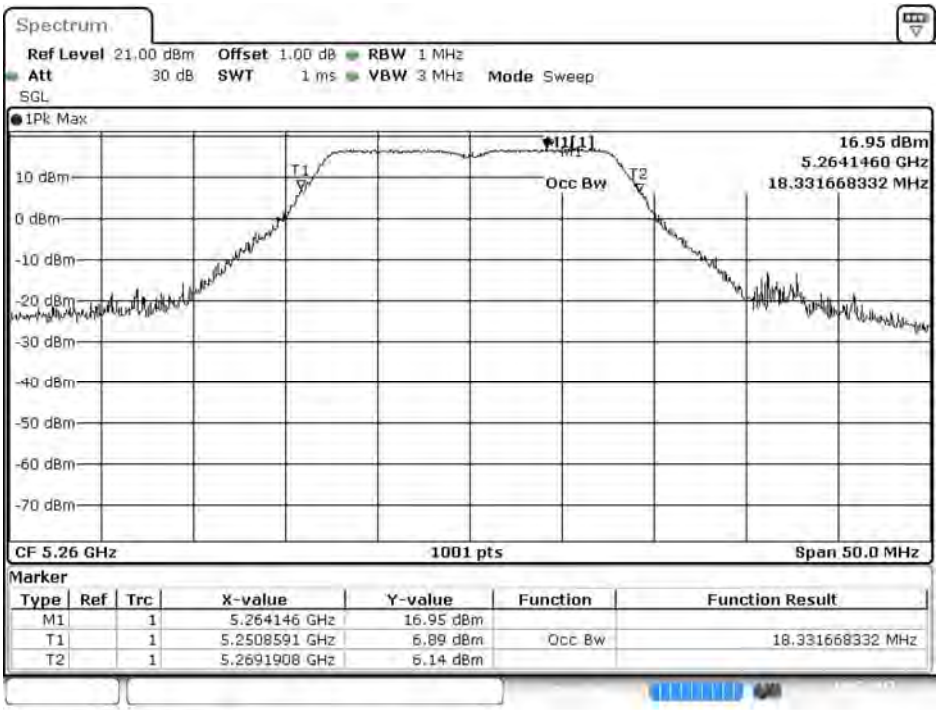

Date: 11.JUL.2017 14:08:04

Channel 52: Chain B

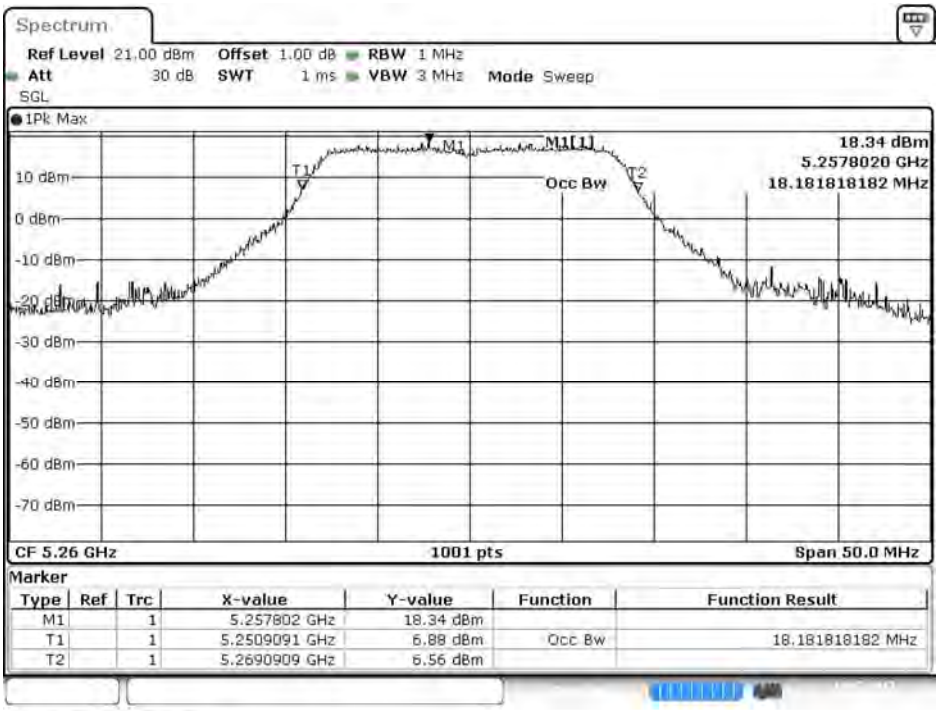

Date: 11.JUL.2017 10:07:44

Channel 60: Chain A

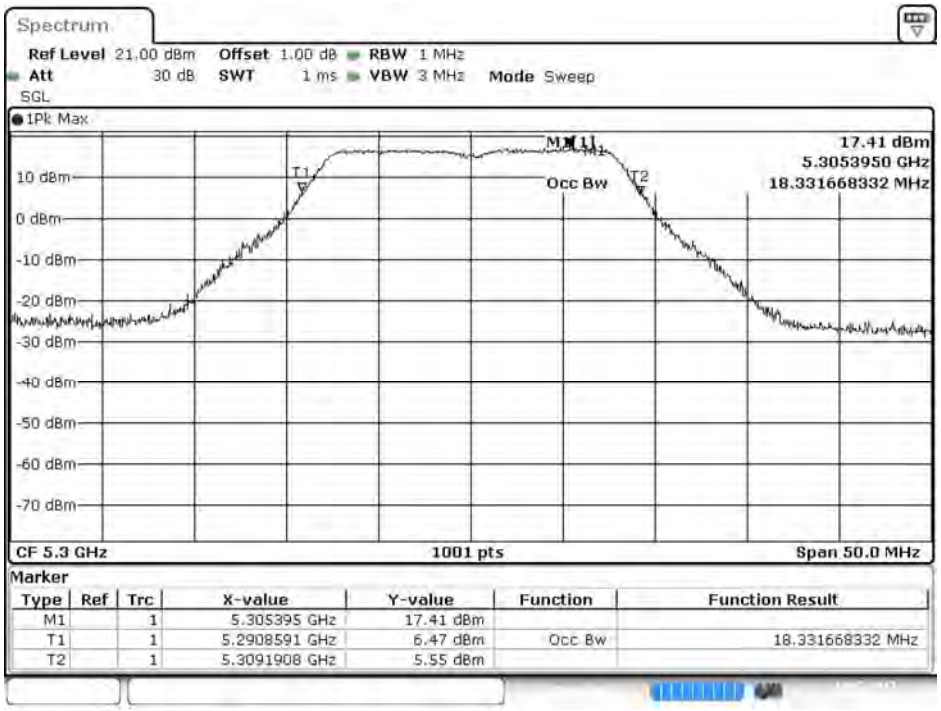

Date: 11.JUL.2017 14:09:54

Channel 60: Chain B

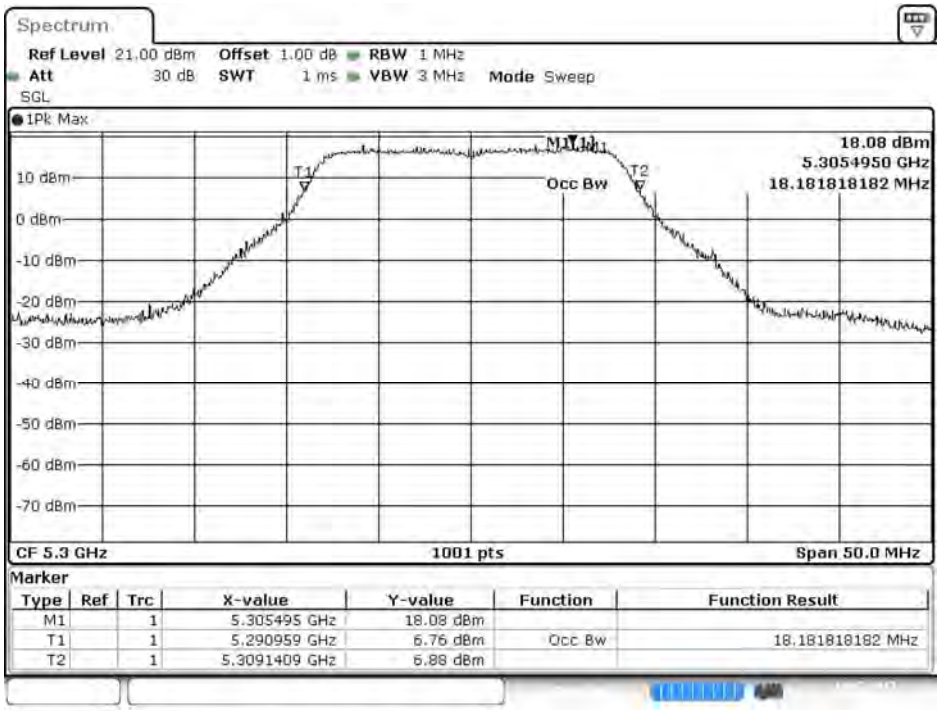

Date: 11.JUL.2017 10:09:34

Channel 64: Chain A

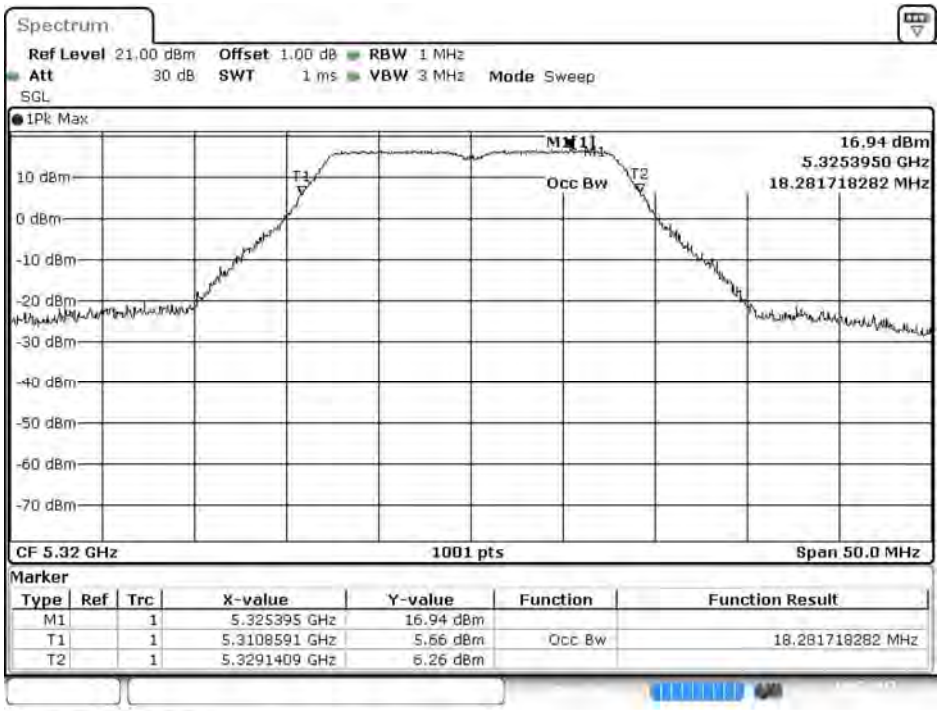

Date: 11.JUL.2017 14:12:25

Channel 64: Chain B

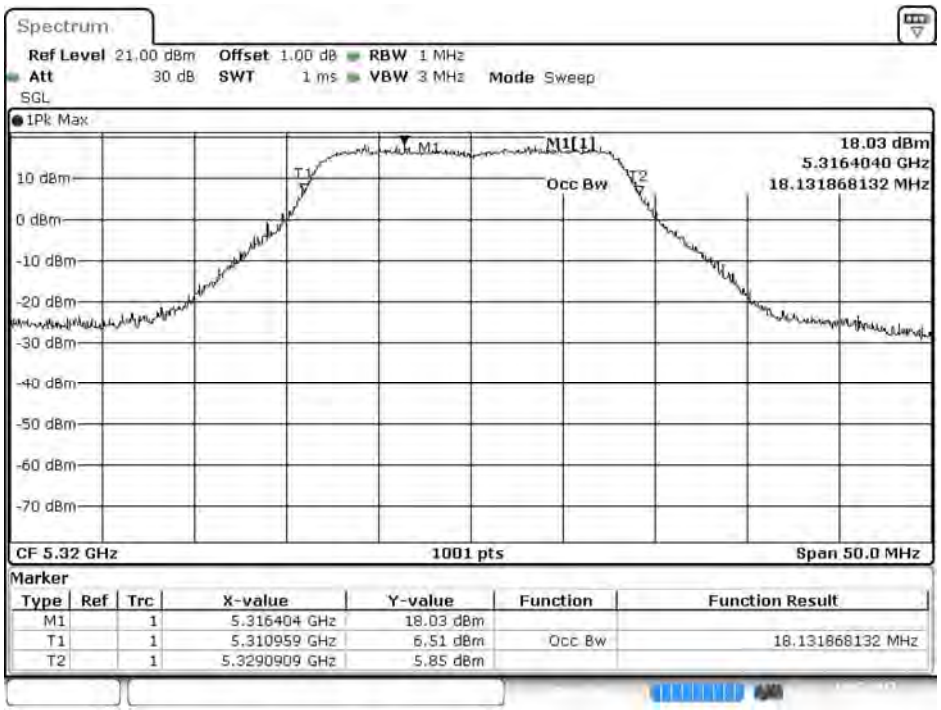

Date: 11.JUL.2017 10:14:46

Channel 100: Chain A

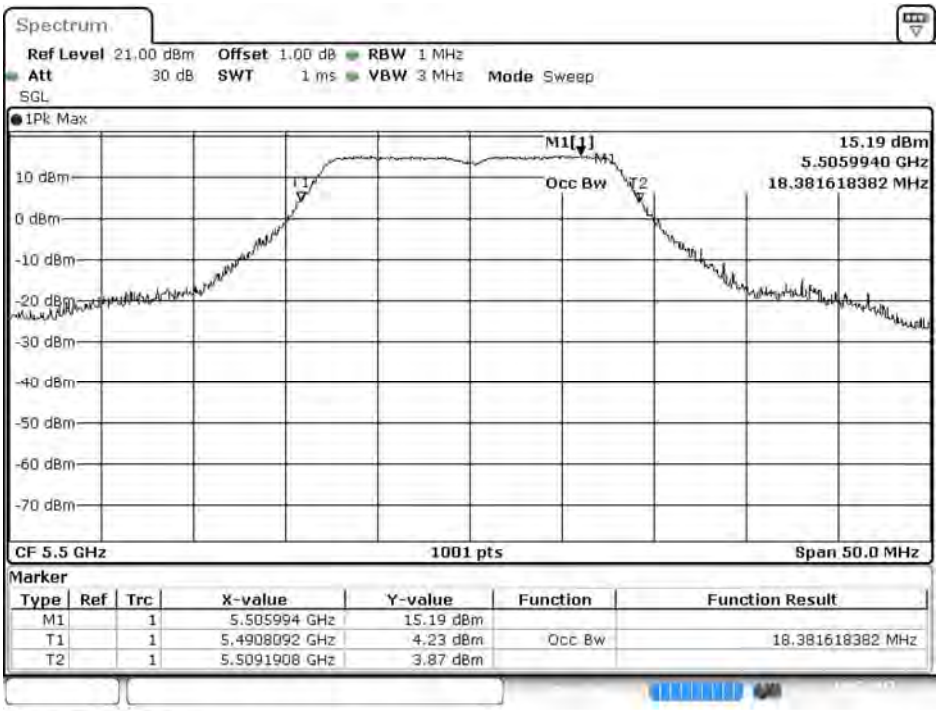

Date: 11.JUL.2017 14:23:54

Channel 100: Chain B

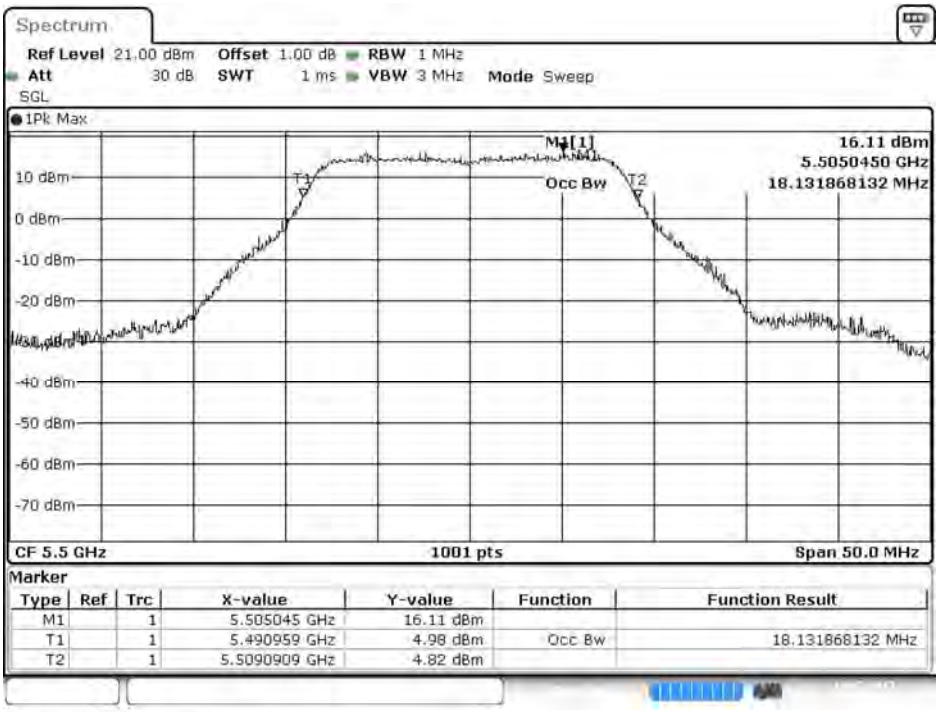

Date: 11.JUL.2017 10:23:35

Channel 116: Chain A

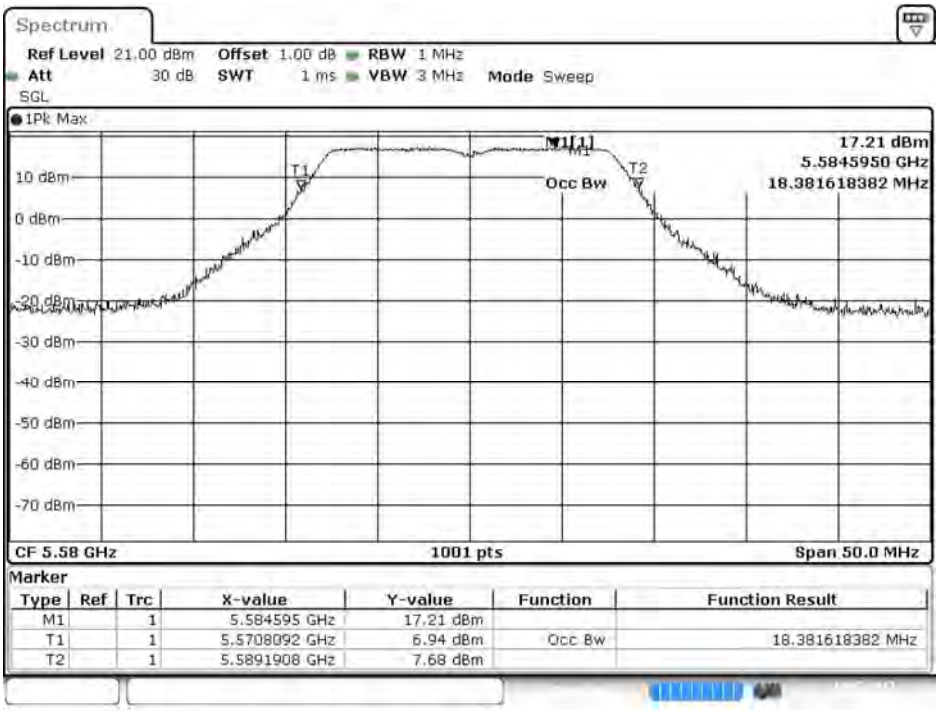

Date: 11.JUL.2017 14:25:51

Channel 116: Chain B

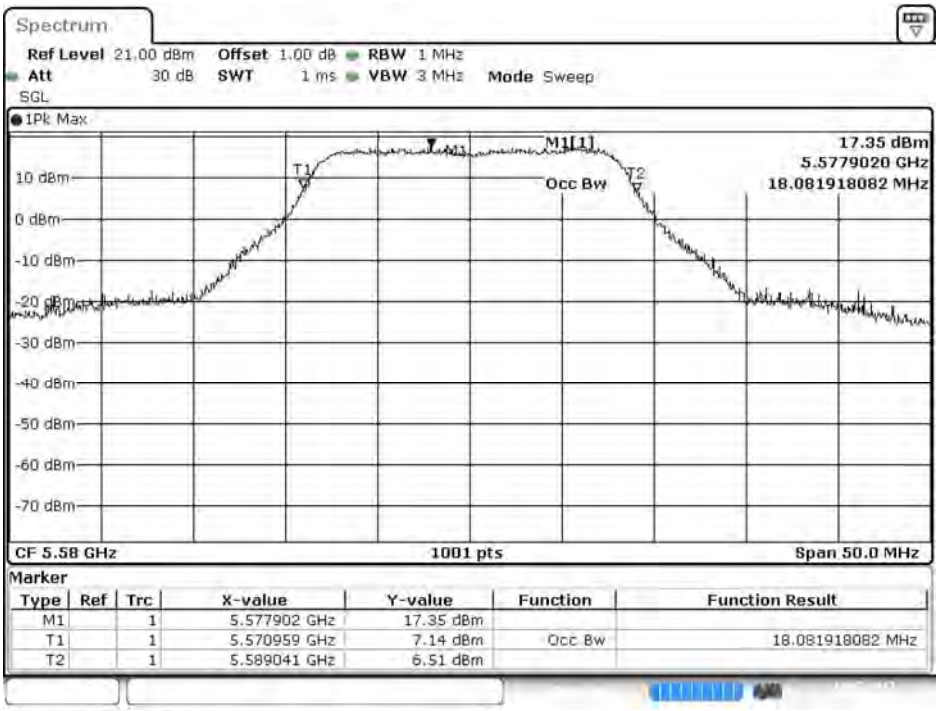

Date: 11.JUL.2017 10:25:32

Channel 140: Chain A

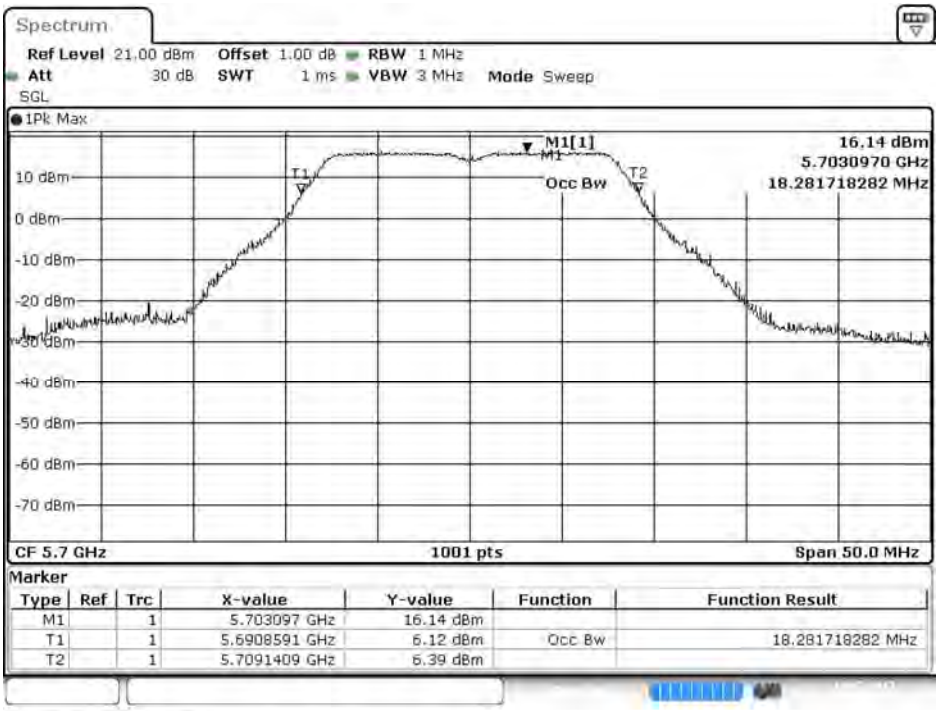

Channel 140: Chain B

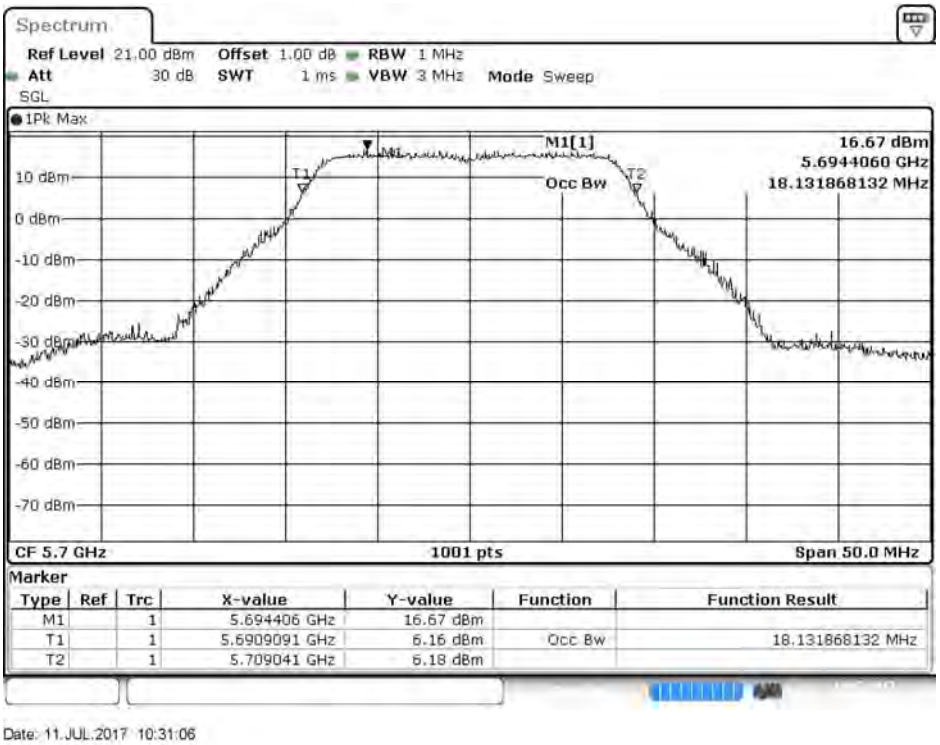

待測物名稱：Intel® Wireless-AC 9260
待測物型號：9260NGW　　測試項目：峰值發射功率
測試頻道：--　　測試模式：Mode 1: 發射器 802.11n-20BW
6 dB 頻寬：1MHz　　視頻頻寬：3MHz
檢測器：峰值　　環境溫度：21 ℃
測試日期：106 年 07 月 11 日　　環境濕度：53 %

SISO A:

Cable loss=1dB		Maximum conducted output power								
Channel No.	Frequency (MHz)	Data Rate (Mbps)								Required Limit
		HT0	HT1	HT2	HT3	HT4	HT5	HT6	HT7	
		Measurement Level (dBm)								
36	5180	18.96	--	--	--	--	--	--	--	<24dBm
44	5220	21.59	21.52	21.48	21.42	21.37	21.33	21.29	21.24	<24dBm
48	5240	21.58	--	--	--	--	--	--	--	<24dBm
52	5260	21.4	--	--	--	--	--	--	--	<24dBm
60	5300	21.49	21.44	21.4	21.37	21.33	21.28	21.25	21.21	<24dBm
64	5320	19.09	--	--	--	--	--	--	--	<24dBm
100	5500	16.95	--	--	--	--	--	--	--	<24dBm
116	5580	21.49	21.45	21.41	21.37	21.31	21.26	21.22	21.18	<24dBm
140	5700	17.62	--	--	--	--	--	--	--	<24dBm
149	5745	21.47	--	--	--	--	--	--	--	<30dBm
157	5785	21.48	21.43	21.37	21.32	21.28	21.22	21.18	21.13	<30dBm
165	5825	21.13	--	--	--	--	--	--	--	<30dBm

Note: Maximum conducted output power Value =Reading value on average power meter + cable loss

SISO B:

Cable loss=1dB		Maximum conducted output power								
Channel No.	Frequency (MHz)	Data Rate (Mbps)								Required Limit
		HT0	HT1	HT2	HT3	HT4	HT5	HT6	HT7	
		Measurement Level (dBm)								
36	5180	18.91	--	--	--	--	--	--	--	<24dBm
44	5220	21.48	21.42	21.38	21.32	21.27	21.23	21.19	21.15	<24dBm
48	5240	21.47	--	--	--	--	--	--	--	<24dBm
52	5260	21.46	--	--	--	--	--	--	--	<24dBm
60	5300	21.51	21.46	21.42	21.37	21.32	21.27	21.22	21.16	<24dBm
64	5320	20.4	--	--	--	--	--	--	--	<24dBm
100	5500	17.46	--	--	--	--	--	--	--	<24dBm
116	5580	21.45	21.39	21.32	21.27	21.22	21.16	21.11	21.07	<24dBm
140	5700	18.92	--	--	--	--	--	--	--	<24dBm
149	5745	21.43	--	--	--	--	--	--	--	<30dBm
157	5785	21.57	21.53	21.49	21.43	21.38	21.32	21.27	21.22	<30dBm
165	5825	20.87	--	--	--	--	--	--	--	<30dBm

Note: Maximum conducted output power Value =Reading value on average power meter + cable loss

MIMO-Chain A:

Cable loss=1dB		Maximum conducted output power								
Channel No.	Frequency (MHz)	Data Rate (Mbps)								Required Limit
		HT8	HT9	HT10	HT11	HT12	HT13	HT14	HT15	
		Measurement Level (dBm)								
36	5180	19.43	--	--	--	--	--	--	--	<24dBm
44	5220	19.41	19.33	19.26	19.11	19.02	18.93	18.86	18.71	<24dBm
48	5240	19.4	--	--	--	--	--	--	--	<24dBm
52	5260	19.6	--	--	--	--	--	--	--	<24dBm
60	5300	19.28	19.17	19.06	18.95	18.83	18.74	18.62	18.55	<24dBm
64	5320	19.36	--	--	--	--	--	--	--	<24dBm
100	5500	18.94	--	--	--	--	--	--	--	<24dBm
116	5580	20.14	20.05	19.97	19.88	19.72	19.63	19.58	19.44	<24dBm
140	5700	17.86	--	--	--	--	--	--	--	<24dBm
149	5745	21.41	--	--	--	--	--	--	--	<30dBm
157	5785	21.45	21.32	21.24	21.16	21.05	20.95	20.84	20.77	<30dBm
165	5825	21.31	--	--	--	--	--	--	--	<30dBm

Note: Maximum conducted output power Value =Reading value on average power meter + cable loss

MIMO-Chain B:

Cable loss=1dB		Maximum conducted output power								
Channel No.	Frequency (MHz)	Data Rate (Mbps)								Required Limit
		HT8	HT9	HT10	HT11	HT12	HT13	HT14	HT15	
		Measurement Level (dBm)								
36	5180	18.87	--	--	--	--	--	--	--	<24dBm
44	5220	19.75	19.65	19.53	19.48	19.32	19.28	19.14	19.05	<24dBm
48	5240	19.73	--	--	--	--	--	--	--	<24dBm
52	5260	19.96	--	--	--	--	--	--	--	<24dBm
60	5300	19.87	19.76	19.63	19.58	19.42	19.30	19.27	19.11	<24dBm
64	5320	19.82	--	--	--	--	--	--	--	<24dBm
100	5500	18.43	--	--	--	--	--	--	--	<24dBm
116	5580	19.35	19.27	19.14	19.05	18.94	18.76	18.63	18.53	<24dBm
140	5700	17.37	--	--	--	--	--	--	--	<24dBm
149	5745	21.43	--	--	--	--	--	--	--	<30dBm
157	5785	21.46	21.38	21.25	21.17	21.08	20.99	20.87	20.73	<30dBm
165	5825	20.35	--	--	--	--	--	--	--	<30dBm

Note: Maximum conducted output power Value =Reading value on average power meter + cable loss

Maximum conducted output power Measurement:

MIMO-Chain A+ B

Channel Number	Frequency (MHz)	99% Bandwidth (MHz)	Chain A Power (dBm)	Chain B Power (dBm)	Output Power (dBm)	Output Power Limit	
						(dBm)	dBm+10log(BW)
36	5180	--	19.43	18.87	22.17	24	--
44	5220	--	19.41	19.75	22.59	24	--
48	5240	--	19.4	19.73	22.58	24	--
52	5260	19.080	19.6	19.96	22.79	24	23.81
60	5300	18.981	19.28	19.87	22.60	24	23.78
64	5320	19.080	19.36	19.82	22.61	24	23.81
100	5500	18.931	18.94	18.43	21.70	24	23.77
116	5580	19.080	20.14	19.35	22.77	24	23.81
140	5700	18.881	17.86	17.37	20.63	24	23.76
149	5745	--	21.41	21.43	24.43	30	--
157	5785	--	21.45	21.46	24.47	30	--
165	5825	--	21.31	20.35	23.87	30	--

Note:

1. Output Power (dBm) = 10LOG (Chain A Power (mW)+ Chain B Power (mW))
2. 99% Bandwidth is the bandwidth of chain A or chain B whichever is less bandwidth, output power limitation is more stringent.

99% Occupied Bandwidth:

Channel 52: Chain A

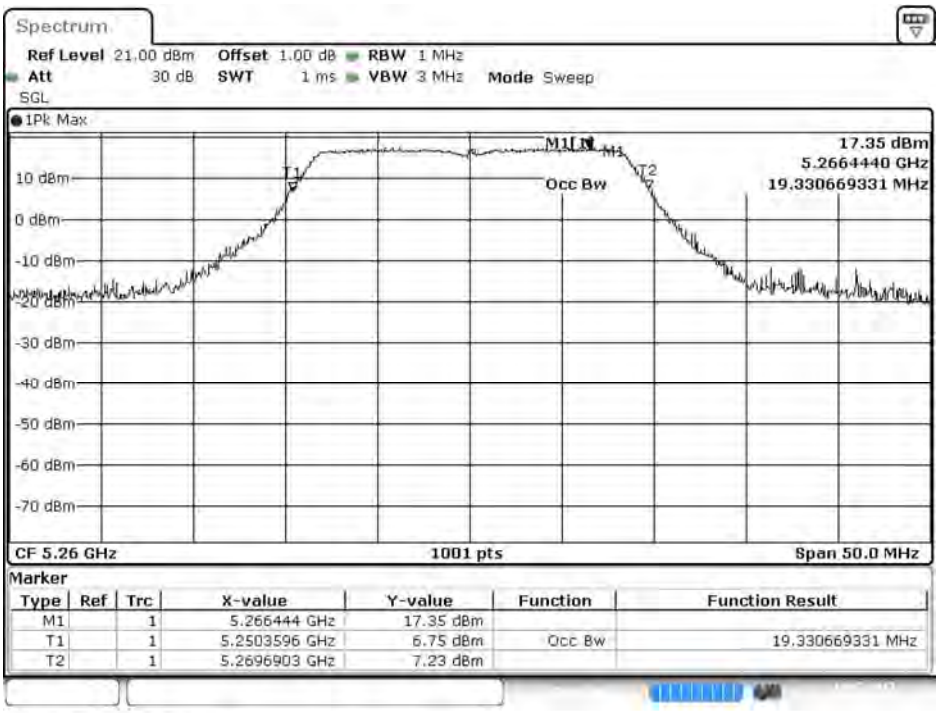

Date: 11.JUL.2017 14:42:57

Channel 52: Chain B

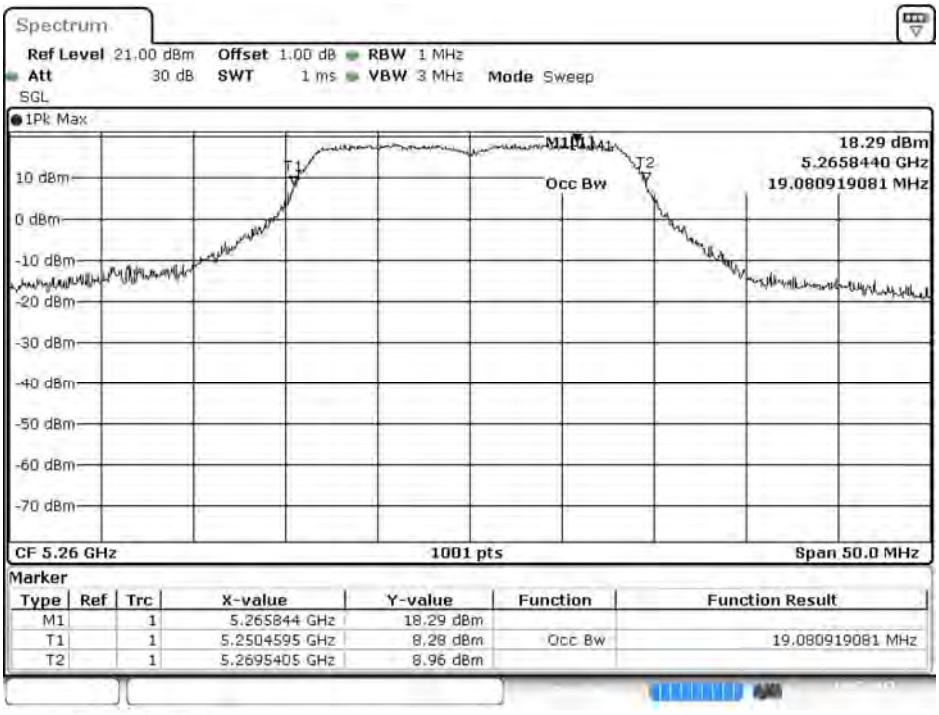

Date: 11.JUL.2017 10:42:38

Channel 60: Chain A

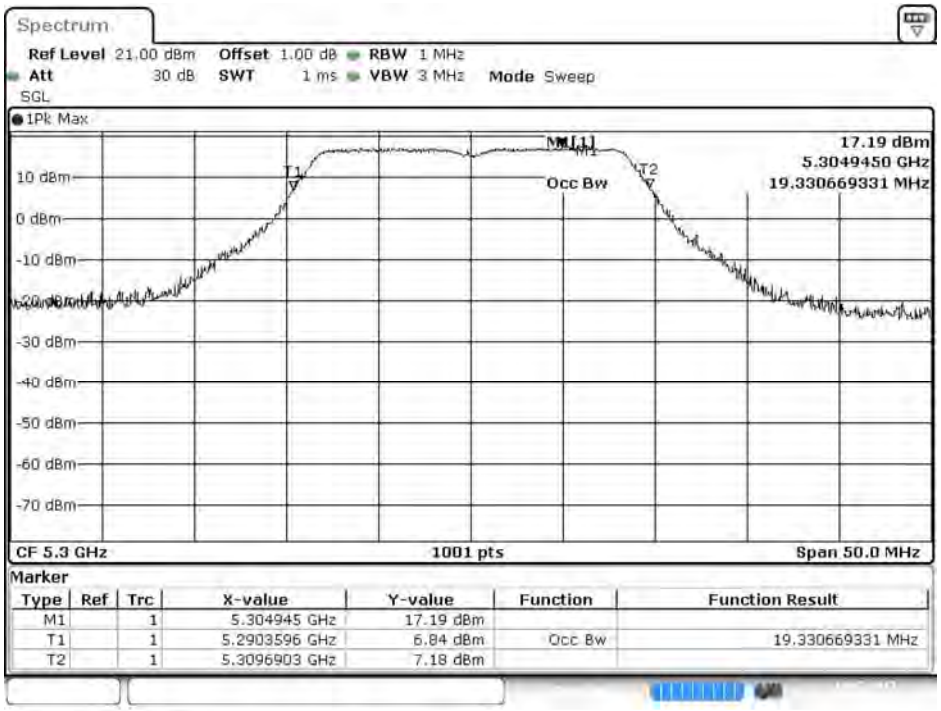

Channel 60: Chain B

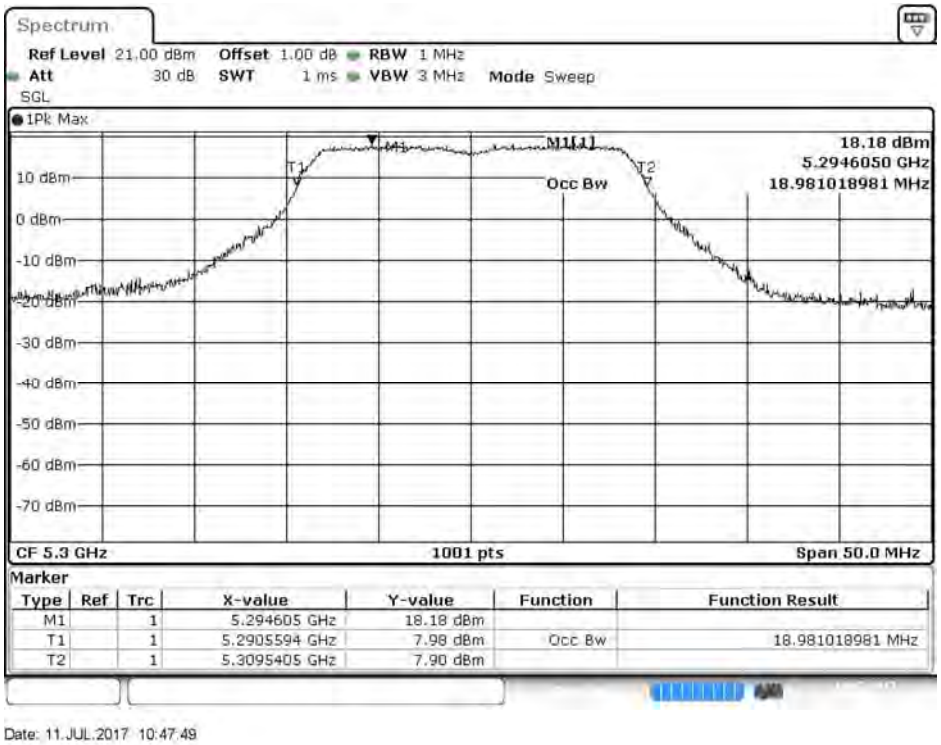

Channel 64: Chain A

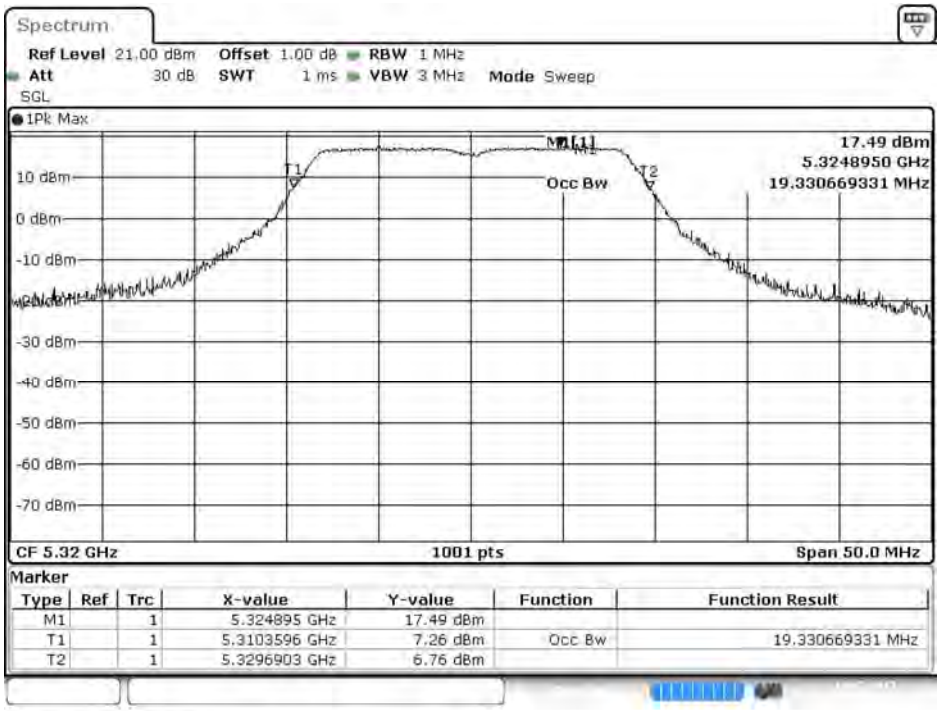

Date: 11.JUL.2017 14:49:29

Channel 64: Chain B

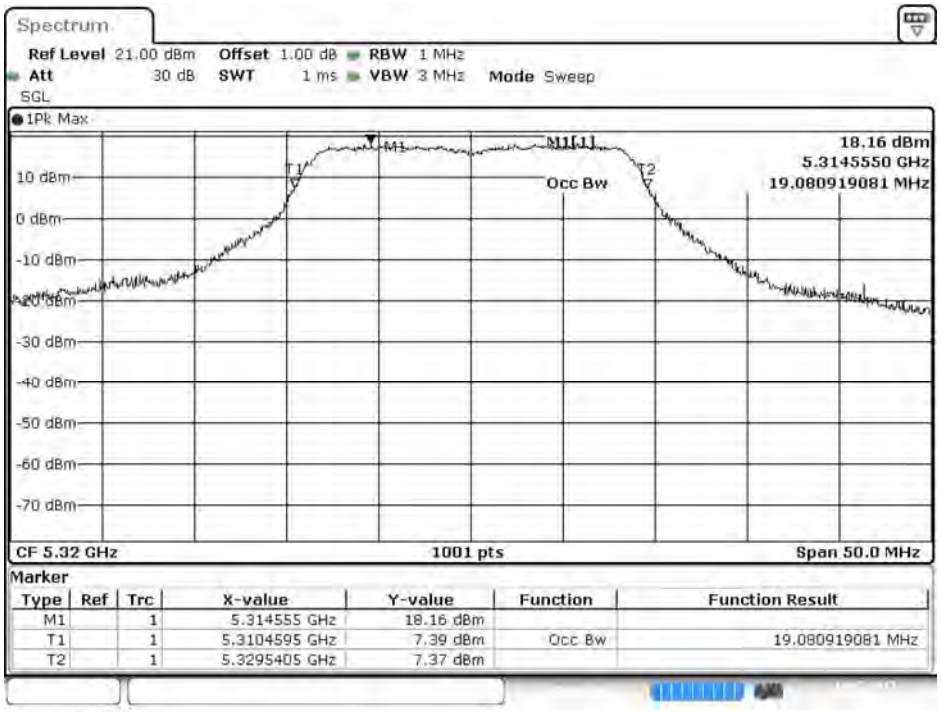

Date: 11.JUL.2017 10:49:10

Channel 100: Chain A

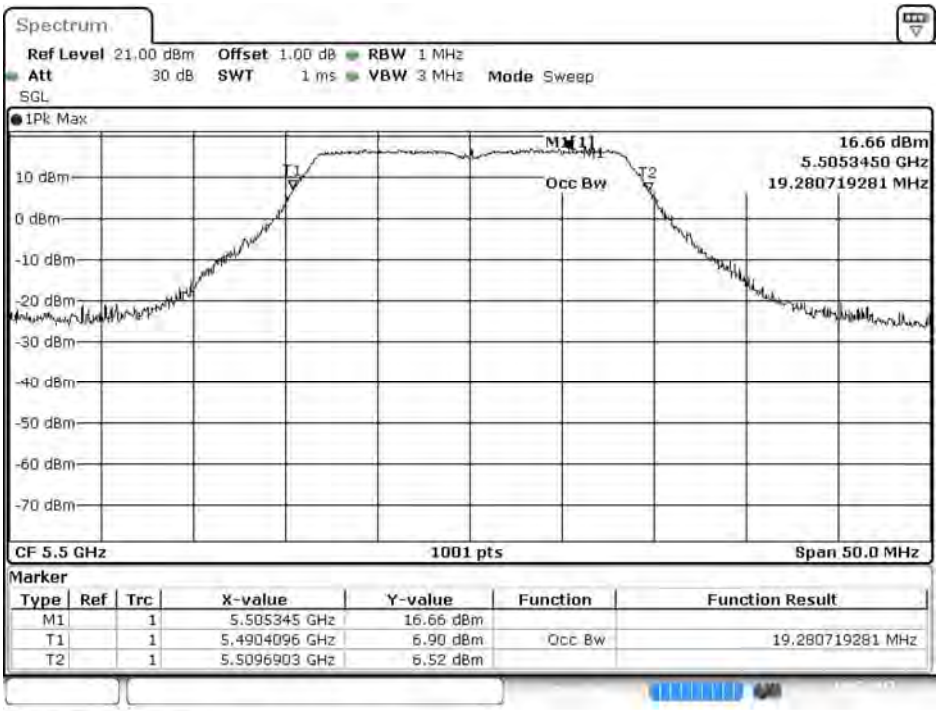

Date: 11.JUL.2017 14:50:58

Channel 100: Chain B

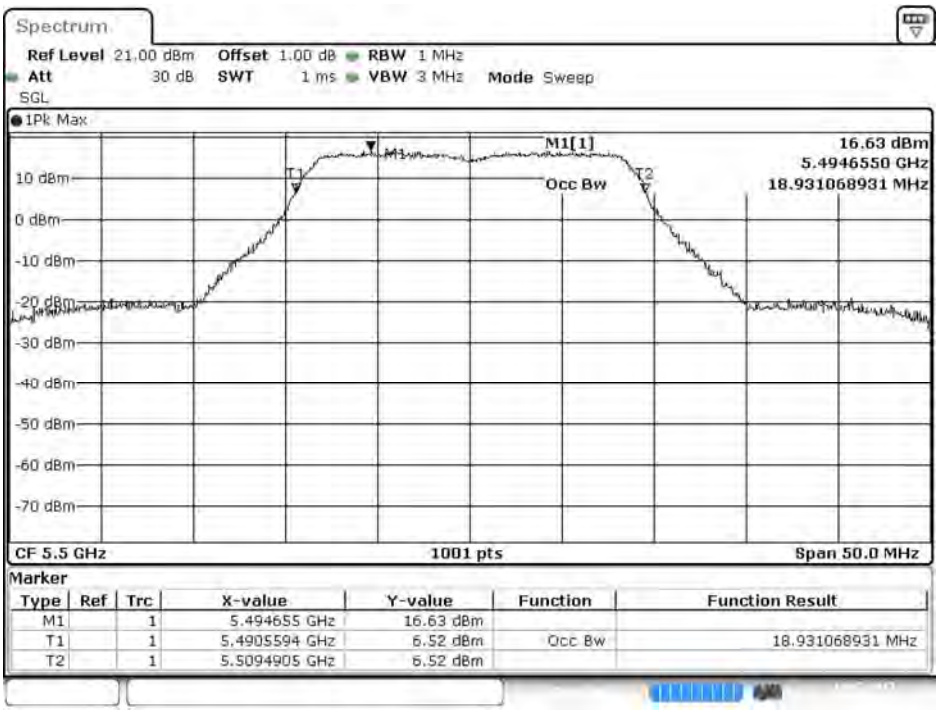

Date: 11.JUL.2017 10:50:38

Channel 116: Chain A

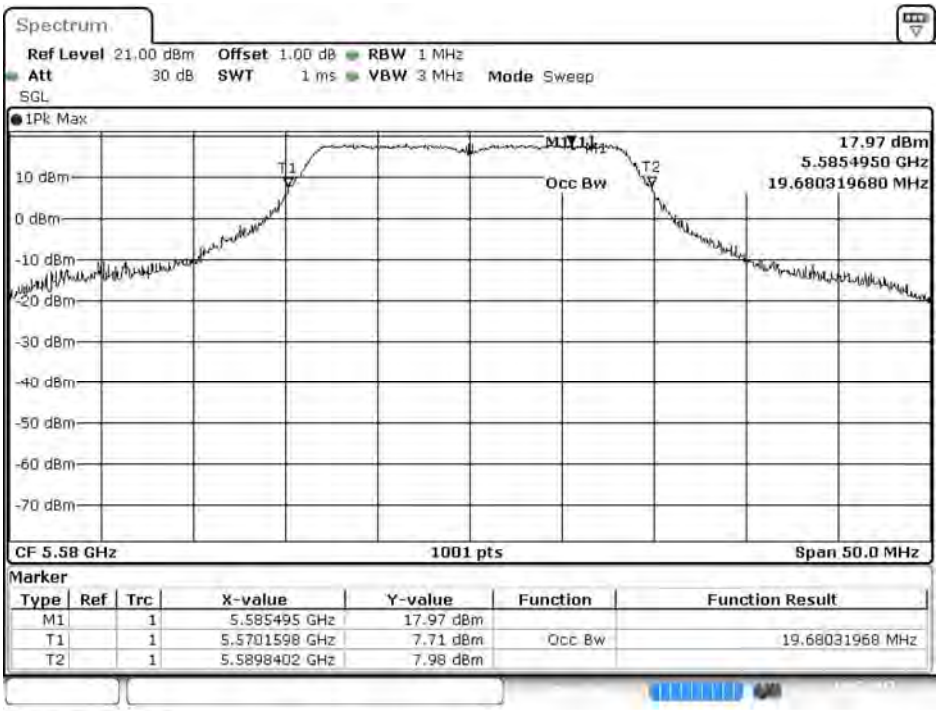

Channel 116: Chain B

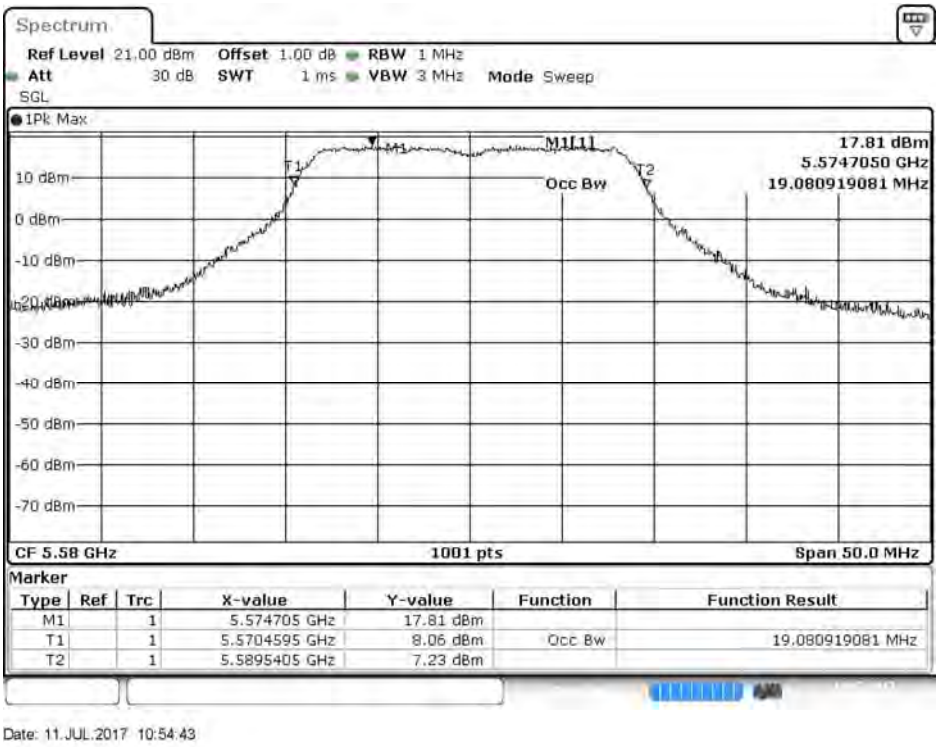

Channel 140: Chain A

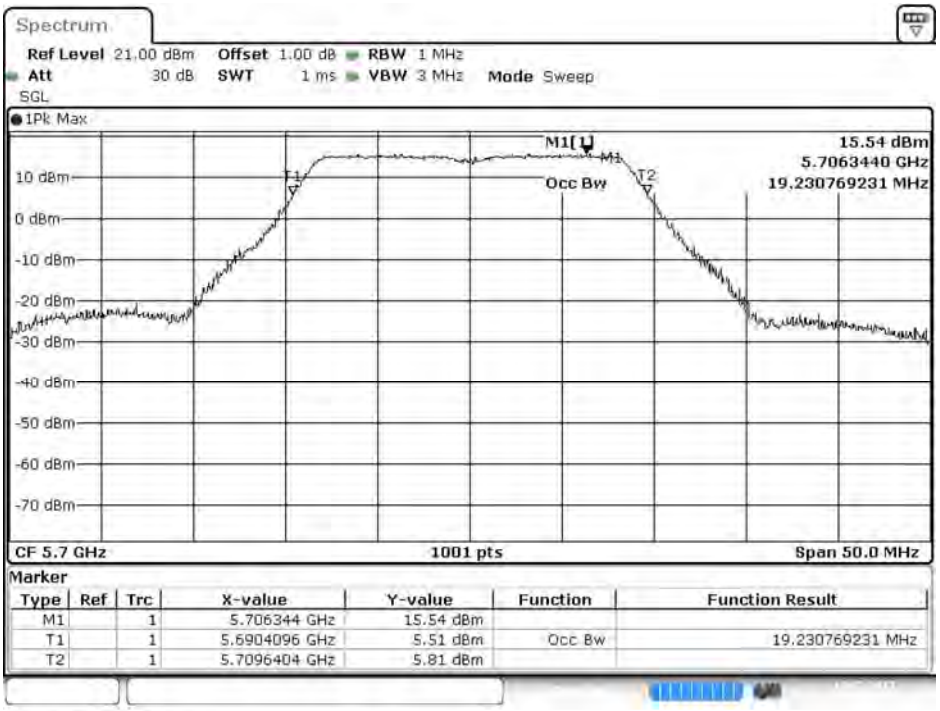

Date: 11.JUL.2017 15:02:07

Channel 140: Chain B

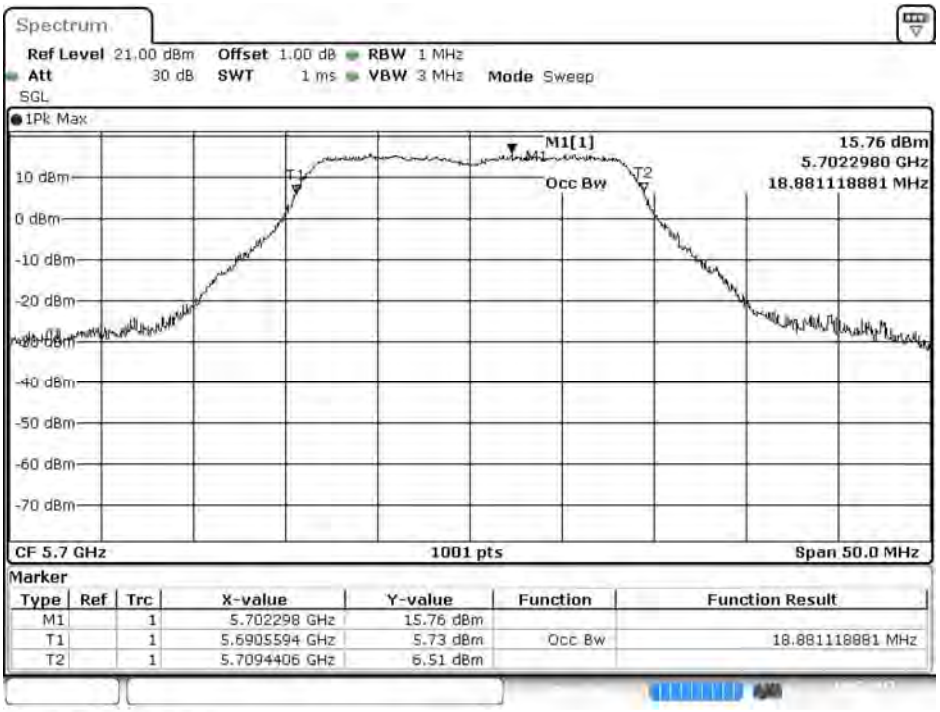

Date: 11.JUL.2017 11:01:49

待測物名稱：Intel® Wireless-AC 9260
待測物型號：9260NGW　　測試項目：峰值發射功率
測試頻道：--　　測試模式：Mode 1: 發射器 802.11n-40BW
6 dB 頻寬：1MHz　　視頻頻寬：3MHz
檢測器：峰值　　環境溫度：21 ℃
測試日期：106 年 07 月 11 日　　環境濕度：53 %

SISO A:

Cable loss=1dB		Maximum conducted output power								
Channel No.	Frequency (MHz)	Data Rate (Mbps)								Required Limit
		HT0	HT1	HT2	HT3	HT4	HT5	HT6	HT7	
		Measurement Level (dBm)								
38	5190	19.32	--	--	--	--	--	--	--	<24dBm
46	5230	21.43	21.39	21.34	21.29	21.22	21.16	21.11	21.06	<24dBm
54	5270	21.4	--	--	--	--	--	--	--	<24dBm
62	5310	16.34	16.3	16.27	16.22	16.17	16.13	16.07	16.02	<24dBm
102	5510	17.76	--	--	--	--	--	--	--	<24dBm
110	5550	21.47	21.43	21.38	21.32	21.28	21.22	21.17	21.11	<24dBm
134	5670	19.98	--	--	--	--	--	--	--	<24dBm
151	5755	21.43	--	--	--	--	--	--	--	<30dBm
159	5795	21.45	21.39	21.35	21.31	21.27	21.22	21.16	21.11	<30dBm

Note: Maximum conducted output power Value =Reading value on average power meter + cable loss

SISO B:

Cable loss=1dB		Maximum conducted output power								
Channel No.	Frequency (MHz)	Data Rate (Mbps)								Required Limit
		HT0	HT1	HT2	HT3	HT4	HT5	HT6	HT7	
		Measurement Level (dBm)								
38	5190	18.7	--	--	--	--	--	--	--	<24dBm
46	5230	21.41	21.37	21.32	21.27	21.22	21.19	21.15	21.10	<24dBm
54	5270	21.46	--	--	--	--	--	--	--	<24dBm
62	5310	17.63	17.59	17.53	17.49	17.43	17.38	17.32	17.27	<24dBm
102	5510	18.72	--	--	--	--	--	--	--	<24dBm
110	5550	21.42	21.37	21.33	21.29	21.25	21.19	21.13	21.08	<24dBm
134	5670	19.91	--	--	--	--	--	--	--	<24dBm
151	5755	21.4	--	--	--	--	--	--	--	<30dBm
159	5795	21.44	21.39	21.35	21.29	21.23	21.19	21.13	21.07	<30dBm

Note: Maximum conducted output power Value =Reading value on average power meter + cable loss

MIMO-Chain A:

Cable loss=1dB		Maximum conducted output power								
Channel No.	Frequency (MHz)	Data Rate (Mbps)								Required Limit
		HT8	HT9	HT10	HT11	HT12	HT13	HT14	HT15	
		Measurement Level (dBm)								
38	5190	19.32	--	--	--	--	--	--	--	<24dBm
46	5230	20.66	20.53	20.46	20.34	20.26	20.11	20.06	19.93	<24dBm
54	5270	20.66	--	--	--	--	--	--	--	<24dBm
62	5310	17.42	17.36	17.22	17.18	17.04	16.98	16.82	16.77	<24dBm
102	5510	17.92	--	--	--	--	--	--	--	<24dBm
110	5550	20.74	20.63	20.58	20.44	20.39	20.23	20.15	20.07	<24dBm
134	5670	18.14	--	--	--	--	--	--	--	<24dBm
151	5755	19.39	--	--	--	--	--	--	--	<30dBm
159	5795	18.35	18.26	18.11	18.04	17.93	17.82	17.77	17.65	<30dBm

Note: Maximum conducted output power Value =Reading value on average power meter + cable loss

MIMO-Chain B

Cable loss=1dB		Maximum conducted output power								
Channel No.	Frequency (MHz)	Data Rate (Mbps)								Required Limit
		HT8	HT9	HT10	HT11	HT12	HT13	HT14	HT15	
		Measurement Level (dBm)								
38	5190	19.21	--	--	--	--	--	--	--	<24dBm
46	5230	20.3	19.93	19.87	19.76	19.64	19.52	19.48	19.33	<24dBm
54	5270	20.15	--	--	--	--	--	--	--	<24dBm
62	5310	17.86	17.74	17.65	17.53	17.48	17.33	17.28	17.18	<24dBm
102	5510	17.41	--	--	--	--	--	--	--	<24dBm
110	5550	20.24	20.15	20.08	19.97	19.84	19.73	19.66	19.52	<24dBm
134	5670	18.16	--	--	--	--	--	--	--	<24dBm
151	5755	19.08	--	--	--	--	--	--	--	<30dBm
159	5795	17.75	17.63	17.58	17.48	17.33	17.28	17.18	17.02	<30dBm

Note: Maximum conducted output power Value =Reading value on average power meter + cable loss

Maximum conducted output power Measurement:

MIMO-Chain A+ B

Channel Number	Frequency (MHz)	99% Bandwidth (MHz)	Chain A Power (dBm)	Chain B Power (dBm)	Output Power (dBm)	Output Power Limit	
						(dBm)	dBm+10log(BW)
38	5190	--	19.32	19.21	22.28	24	--
46	5230	--	20.66	20.3	23.49	24	--
54	5270	41.758	20.66	20.15	23.42	24	27.21
62	5310	36.763	17.42	17.86	20.66	24	26.65
102	5510	36.863	17.92	17.41	20.68	24	26.67
110	5550	85.814	20.74	20.24	23.51	24	30.34
134	5670	36.763	18.14	18.16	21.16	24	26.65
151	5755	--	19.39	19.08	22.25	30	--
159	5795	--	18.35	17.75	21.07	30	--

Note:

1. Output Power (dBm) = 10LOG (Chain A Power (mW)+ Chain B Power (mW))
2. 99% Bandwidth is the bandwidth of chain A or chain B whichever is less bandwidth, output power limitation is more stringent.

99% Occupied Bandwidth:

Channel 54: Chain A

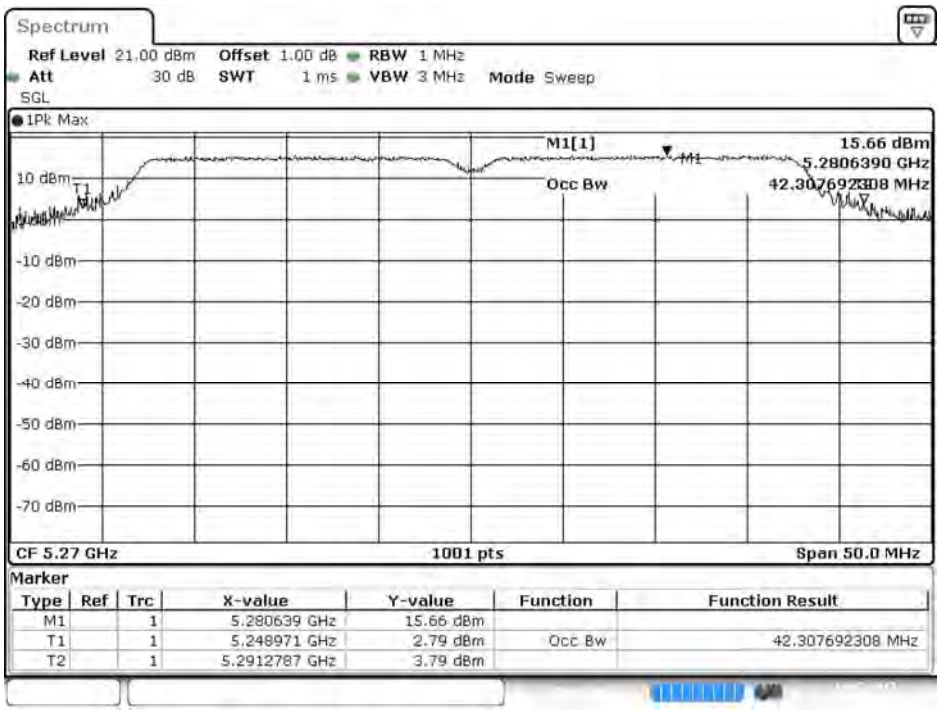

Channel 54: Chain B

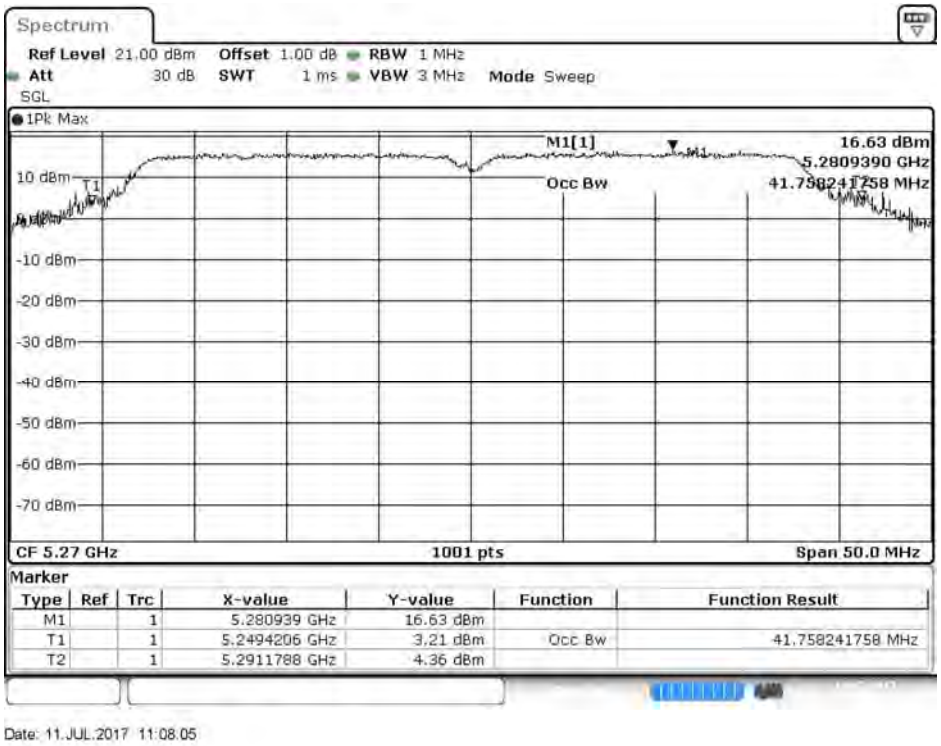

Channel 62: Chain A

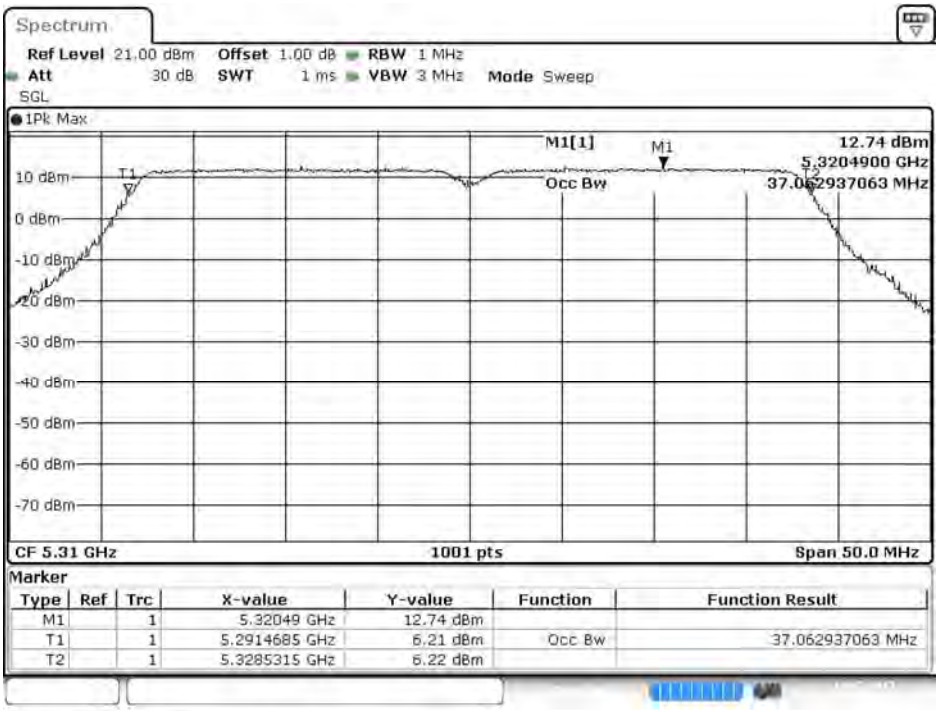

Channel 62: Chain B

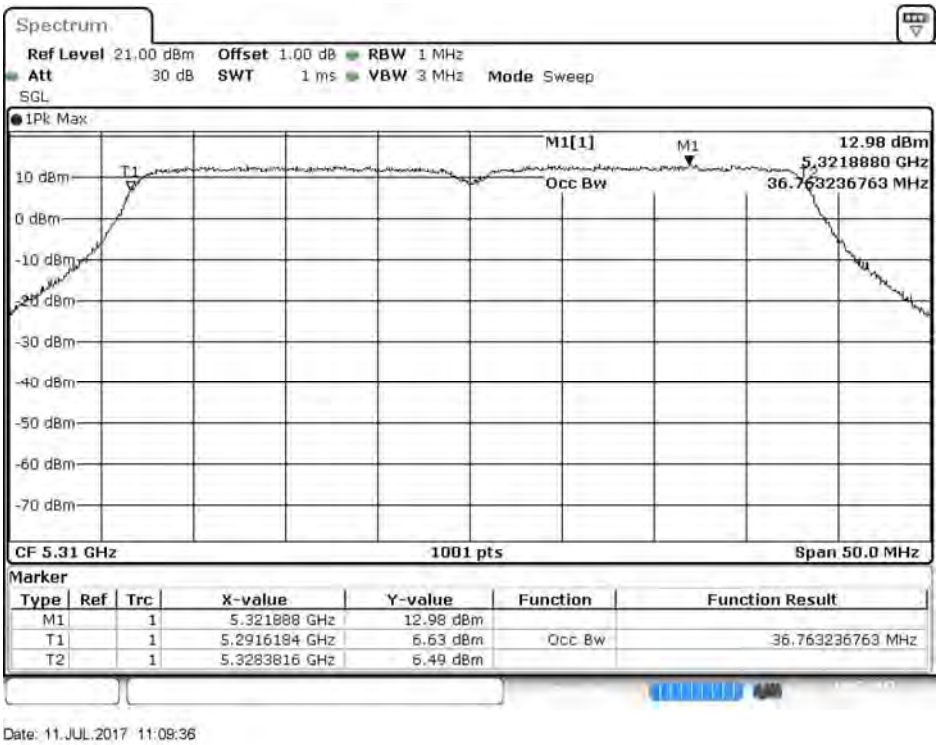

Channel 102: Chain A

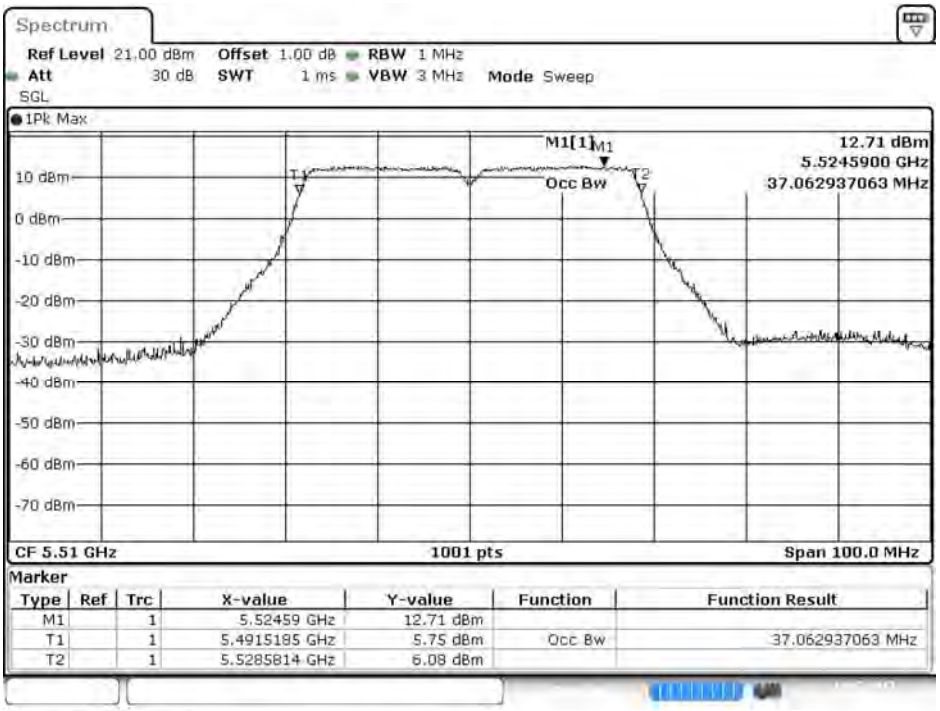

Date: 11.JUL.2017 15:15:44

Channel 102: Chain B

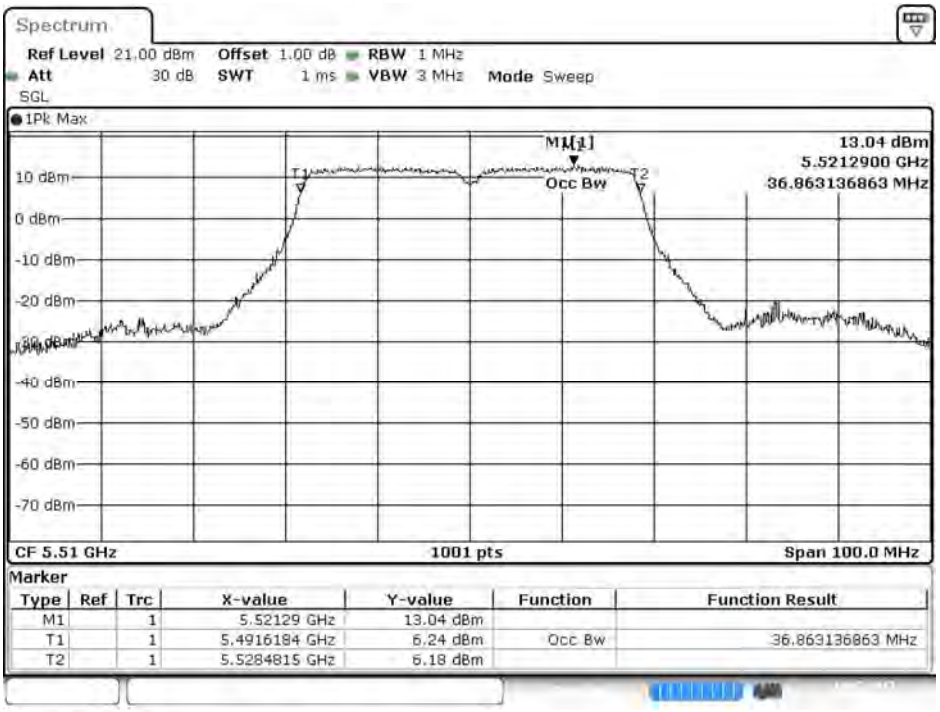

Date: 11.JUL.2017 11:15:24

Channel 110: Chain A

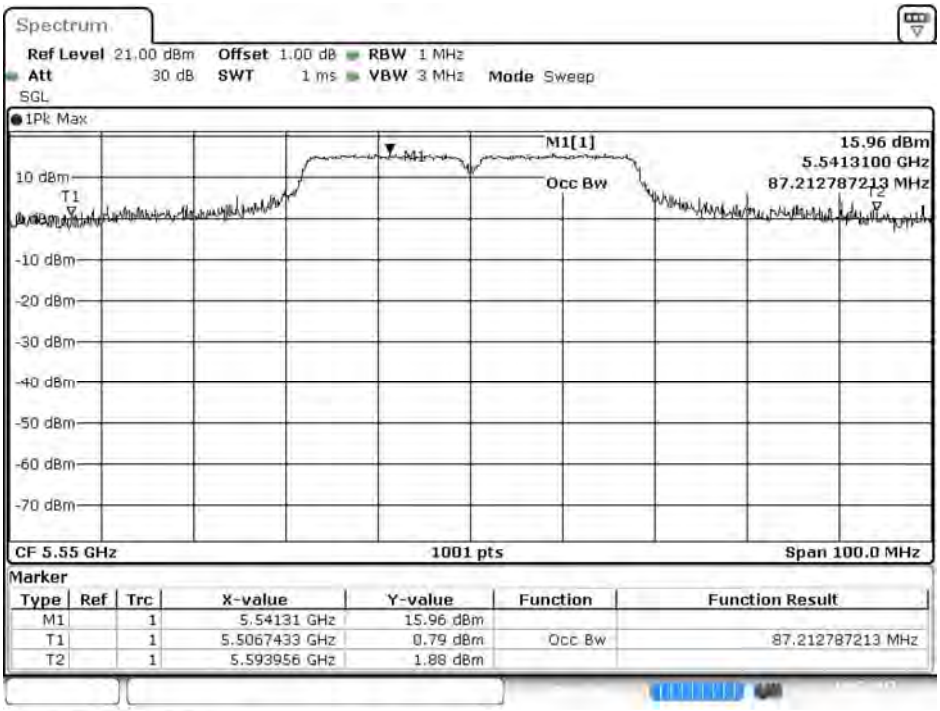

Date: 11.JUL.2017 15:17:09

Channel 110: Chain B

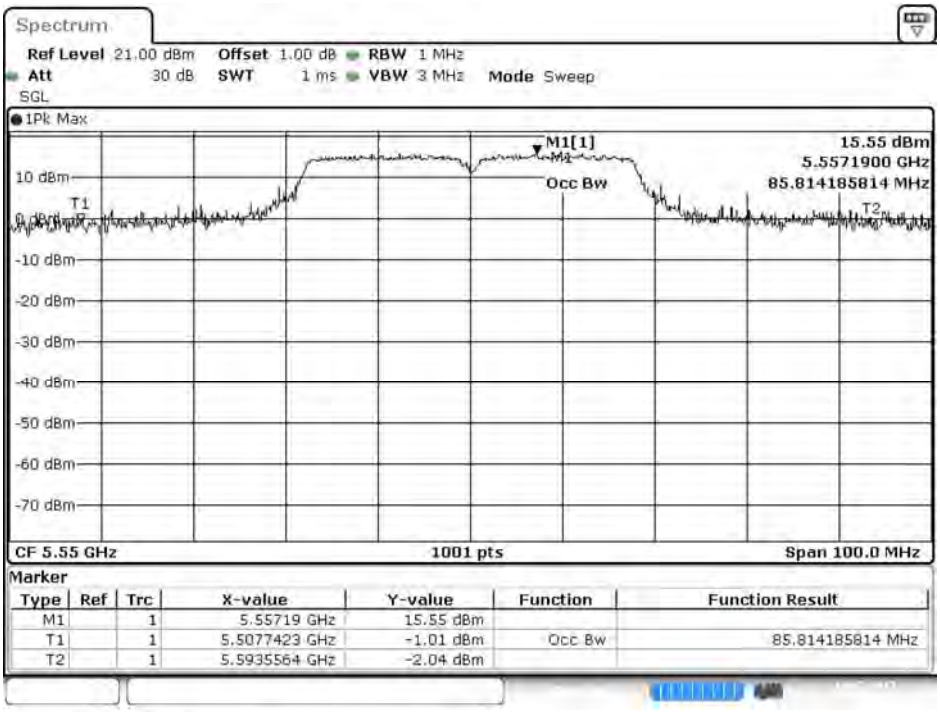

Date: 11.JUL.2017 11:16:49

Channel 134: Chain A

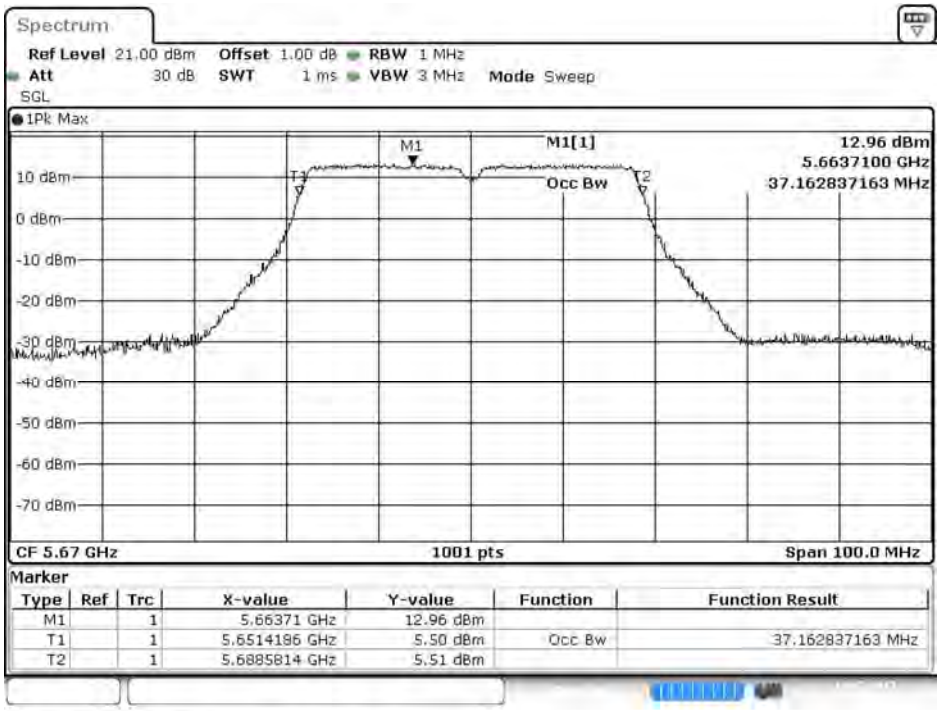

Date: 11.JUL.2017 15:33:38

Channel 134: Chain B

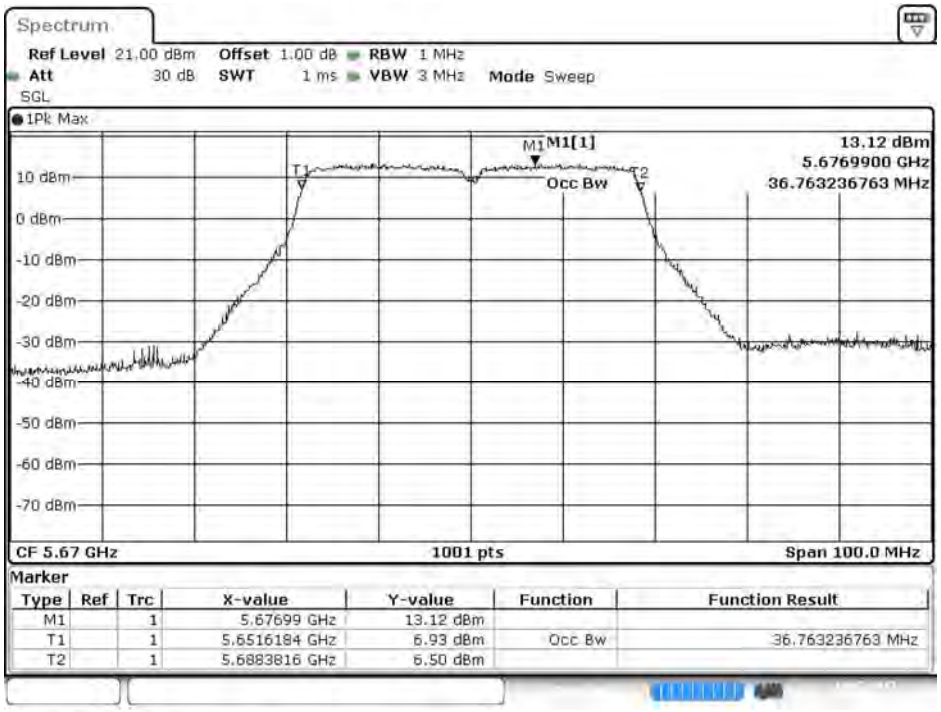

Date: 11.JUL.2017 11:33:18

待測物名稱：Intel® Wireless-AC 9260
待測物型號：9260NGW　　測試項目：峰值發射功率
測試頻道：--　　測試模式：Mode 1: 發射器 802.11ac-20BW
6 dB 頻寬：1MHz　　視頻頻寬：3MHz
檢測器：峰值　　環境溫度：21 ℃
測試日期：106 年 07 月 17 日　　環境濕度：53 %

SISO A:

Cable loss=1dB		Maximum conducted output power									
Channel No.	Frequency (MHz)	Data Rate (Mbps)									Required Limit
		HT0	HT1	HT2	HT3	HT4	HT5	HT6	HT7	HT8	
		Measurement Level (dBm)									
144 (Band3)	5720	20.16	20.11	20.07	20.02	19.97	19.92	19.87	19.82	19.77	<24dBm
144 (Band4)	5720	15.54	15.49	15.45	15.41	15.37	15.32	15.27	15.22	15.18	<30dBm

Note: Maximum conducted output power Value =Reading value on Spectrum Analyzer + cable loss

SISO B:

Cable loss=1dB		Maximum conducted output power									
Channel No.	Frequency (MHz)	Data Rate (Mbps)									Required Limit
		HT0	HT1	HT2	HT3	HT4	HT5	HT6	HT7	HT8	
		Measurement Level (dBm)									
144 (Band3)	5720	20.02	19.97	19.93	19.89	19.85	19.79	19.75	19.69	19.63	<24dBm
144 (Band4)	5720	15.82	15.77	15.72	15.67	15.62	15.58	15.53	15.49	15.43	<30dBm

Note: Maximum conducted output power Value =Reading value on Spectrum Analyzer + cable loss

MIMO-Chain A:

Cable loss=1dB		Maximum conducted output power								
Channel No.	Frequency (MHz)	Data Rate (Mbps)								Required Limit
		HT8	HT9	HT10	HT11	HT12	HT13	HT14	HT15	
		Measurement Level (dBm)								
144 (Band3)	5720	16.87	16.83	16.79	16.75	16.69	16.63	16.59	16.53	<24dBm
144 (Band4)	5720	12.14	12.09	12.05	12	11.95	11.89	11.83	11.79	<30dBm

Note: Maximum conducted output power Value =Reading value on Spectrum Analyzer + cable loss

MIMO-Chain B:

Cable loss=1dB		Maximum conducted output power								
Channel No.	Frequency (MHz)	Data Rate (Mbps)								Required Limit
		HT8	HT9	HT10	HT11	HT12	HT13	HT14	HT15	
		Measurement Level (dBm)								
144 (Band3)	5720	17.63	17.59	17.53	17.49	17.43	17.39	17.35	17.31	<24dBm
144 (Band4)	5720	12.19	12.15	12.1	12.06	12.01	11.97	11.92	11.87	<30dBm

Note: Maximum conducted output power Value =Reading value on Spectrum Analyzer + cable loss

Maximum conducted output power Measurement:

MIMO-Chain A+ B:

Channel No	Frequency Range	99% Bandwidth	Chain A Power	Chain B Power	Output Power	Output Power Limit		Result
	(MHz)	(MHz)	(dBm)	(dBm)	(dBm)	(dBm)	dBm+10log(BW)	
144(Band3)	5720	14.790	16.870	17.630	20.28	24	22.70	Pass
144(Band4)	5720	--	12.140	12.190	15.18	30	--	Pass

Note:

1. Output Power (dBm) = 10LOG (Chain A Power (mW)+ Chain B Power (mW))
2. 99% Bandwidth is the bandwidth of chain A or chain B whichever is less bandwidth, output power limitation is more stringent.

99% Occupied Bandwidth:

Channel 144: Chain A

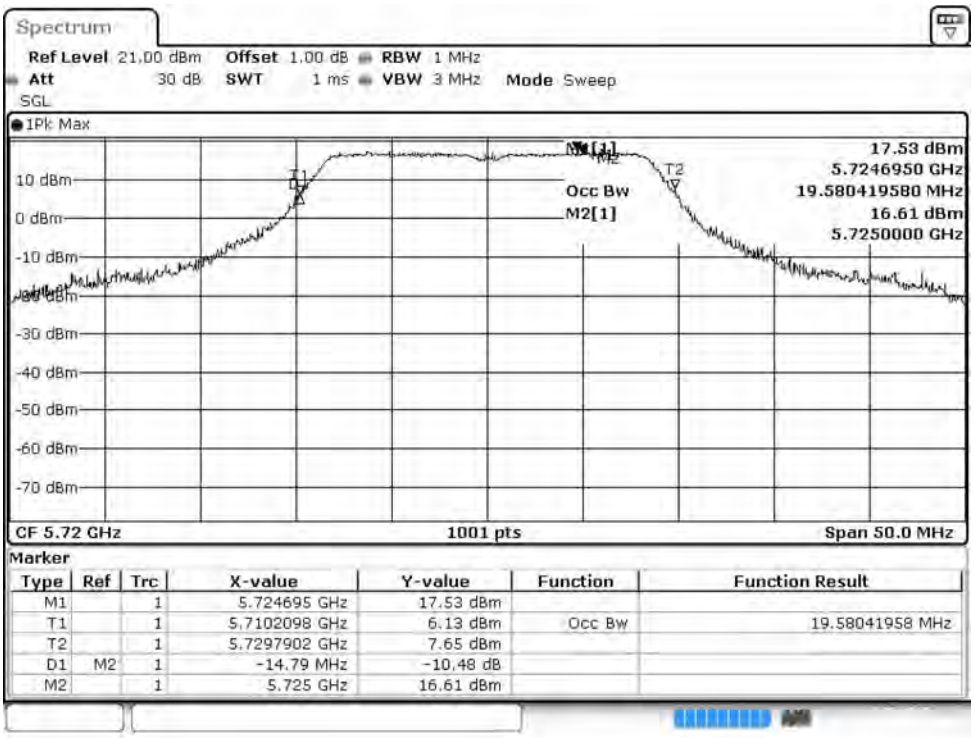

Channel 144: Chain B

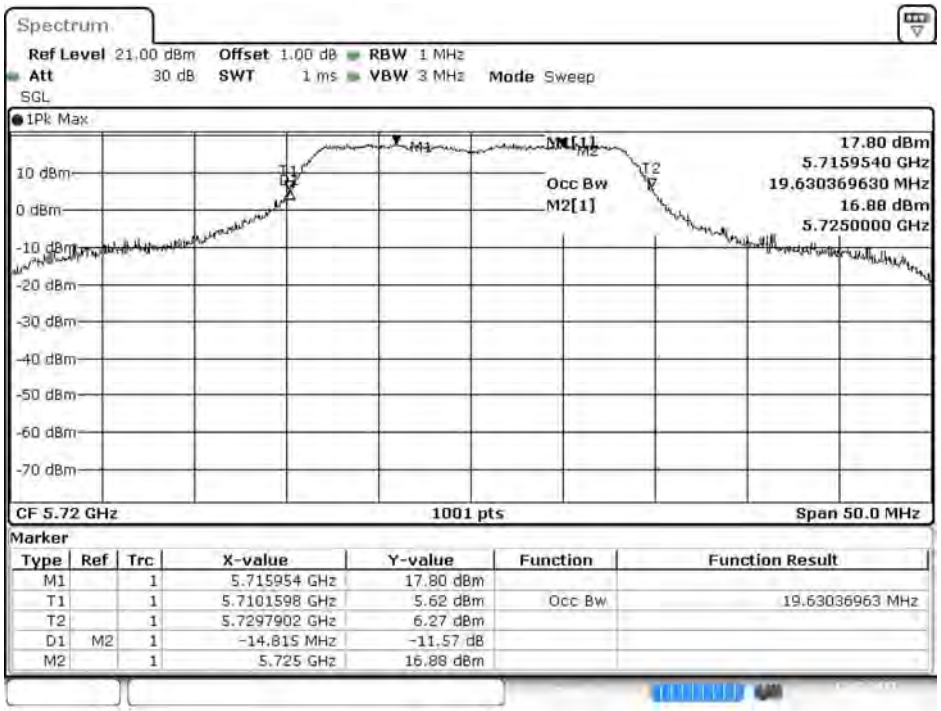

Date: 12.JUL.2017 10:51:44

Maximum conducted output power:

Channel 144 (Band3) (Chain A)

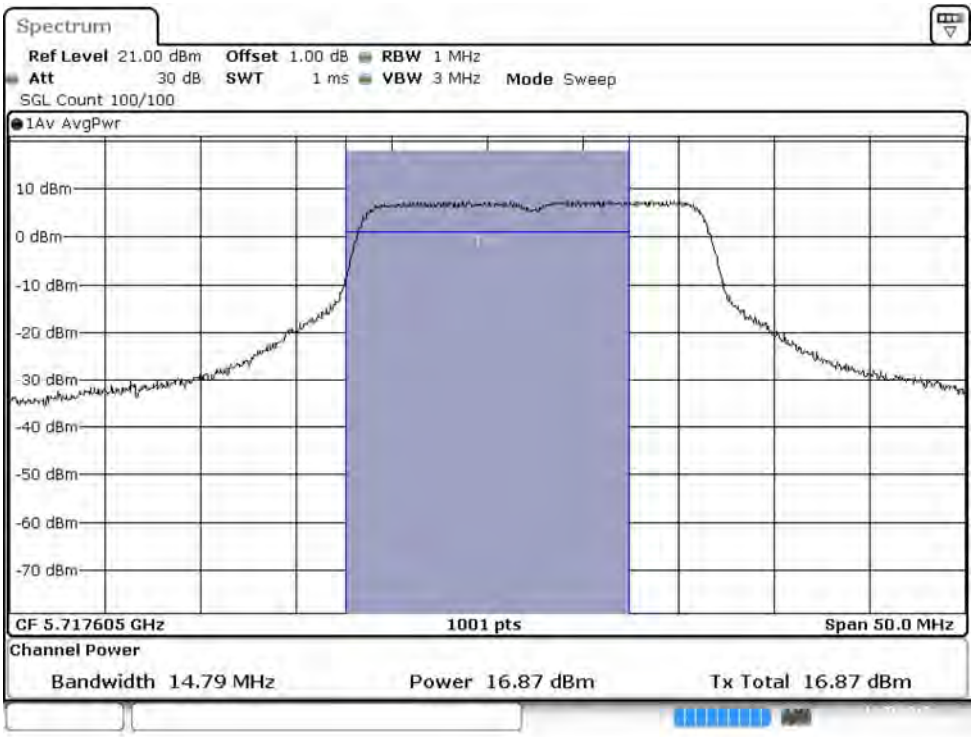

Channel 144 (Band3) (Chain A)

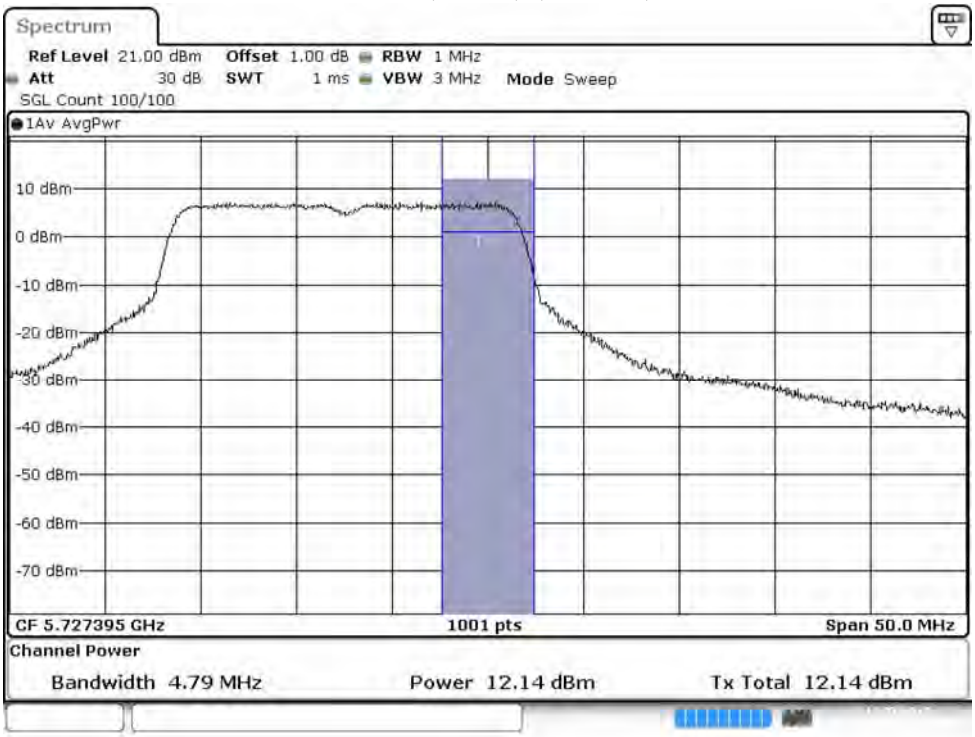

Channel 144 (Band4) (Chain B)

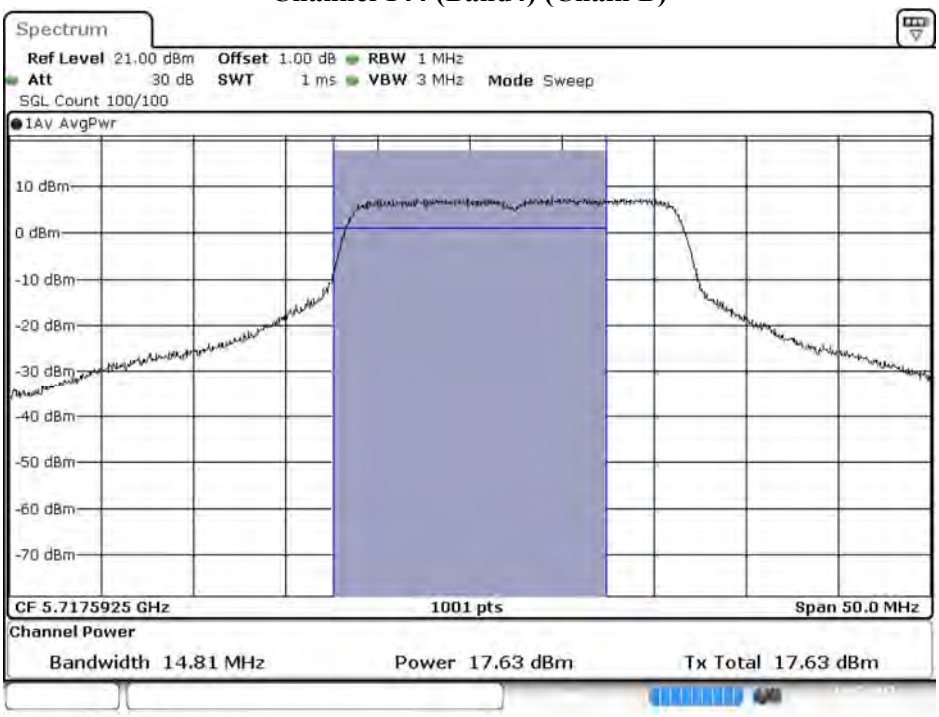

Date: 12.JUL.2017 10:53:24

Channel 144 (Band4) (Chain B)

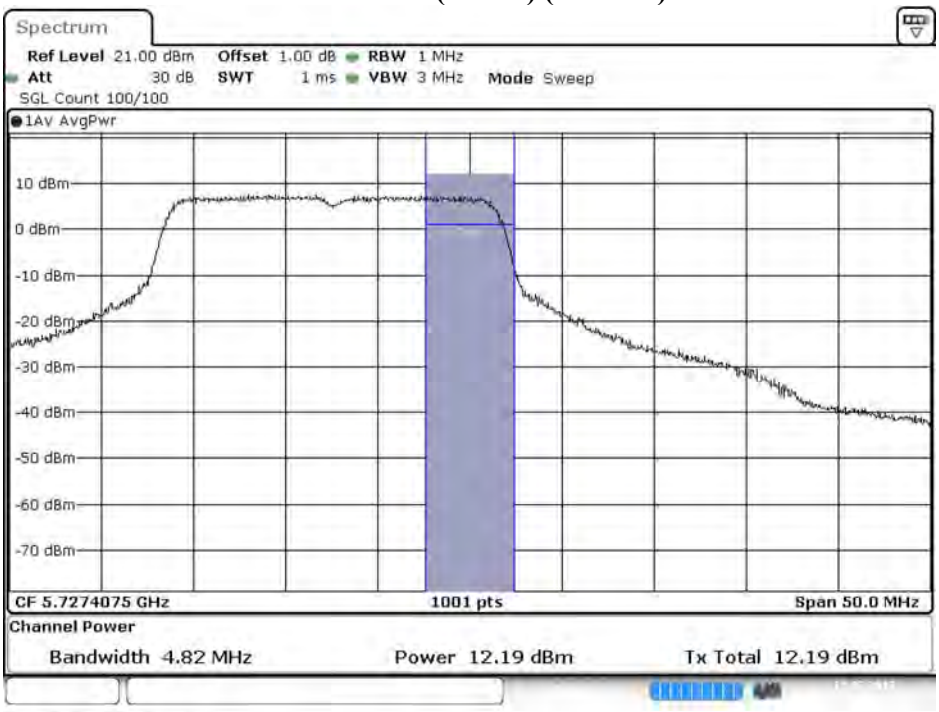

Date: 12.JUL.2017 10:53:47

待測物名稱：Intel® Wireless-AC 9260
待測物型號：9260NGW　　測 試 項 目 ：峰值發射功率
測 試 頻 道 ：--　　測 試 模 式 ：Mode 1: 發射器 802.11ac-40BW
6 dB 頻寬：1MHz　　視 頻 頻 寬 ：3MHz
檢 測 器 ：峰值　　環 境 溫 度 ：21 ℃
測 試 日 期 ：106 年 07 月 17 日　　環 境 濕 度 ：53 %

SISO A:

Cable loss=1dB		Maximum conducted output power									
Channel No.	Frequency (MHz)	Data Rate (Mbps)									Required Limit
		HT0	HT1	HT2	HT3	HT4	HT5	HT6	HT7	HT8	
		Measurement Level (dBm)									
142F(Band3)	5710	20.86	20.82	20.77	20.72	20.67	20.62	20.57	20.53	20.49	<24dBm
142F(Band4)	5710	12.27	12.23	12.19	12.13	12.09	12.05	11.98	11.93	11.87	<30dBm

Note: Maximum conducted output power Value =Reading value on Spectrum Analyzer + cable loss

SISO B:

Cable loss=1dB		Maximum conducted output power									
Channel No.	Frequency (MHz)	Data Rate (Mbps)									Required Limit
		HT0	HT1	HT2	HT3	HT4	HT5	HT6	HT7	HT8	
		Measurement Level (dBm)									
142F(Band3)	5710	20.78	20.73	20.69	20.65	20.59	20.53	20.49	20.45	20.40	<24dBm
142F(Band4)	5710	12.58	12.53	12.49	12.45	12.39	12.32	12.28	12.24	12.19	<30dBm

Note: Maximum conducted output power Value =Reading value on Spectrum Analyzer + cable loss

MIMO-Chain A:

Cable loss=1dB		Maximum conducted output power								
Channel No.	Frequency (MHz)	Data Rate (Mbps)								Required Limit
		HT8	HT9	HT10	HT11	HT12	HT13	HT14	HT15	
		Measurement Level (dBm)								
142F(Band3)	5710	20.31	20.28	20.23	20.19	20.16	20.11	20.07	20.03	<24dBm
142F(Band4)	5710	12	11.95	11.91	11.87	11.82	11.76	11.72	11.67	<30dBm

Note: Maximum conducted output power Value =Reading value on Spectrum Analyzer + cable loss

MIMO-Chain B

Cable loss=1dB		Maximum conducted output power								
Channel No.	Frequency (MHz)	Data Rate (Mbps)								Required Limit
		HT8	HT9	HT10	HT11	HT12	HT13	HT14	HT15	
		Measurement Level (dBm)								
142F(Band3)	5710	20.44	20.39	20.35	20.31	20.27	20.22	20.19	20.16	<24dBm
142F(Band4)	5710	11.25	11.21	11.18	11.13	11.09	11.05	11	10.95	<30dBm

Note: Maximum conducted output power Value =Reading value on Spectrum Analyzer + cable loss

Maximum conducted output power Measurement:

Chain A+ B:

Channel No	Frequency Range	99% Bandwidth	Chain A Power	Chain B Power	Output Power	Output Power Limit		Result
	(MHz)	(MHz)	(dBm)	(dBm)	(dBm)	(dBm)	dBm+10log(BW)	
142F(Band3)	5710	52.360	20.310	20.440	23.39	24	28.19	Pass
142F(Band4)	5710	--	12.000	11.250	14.65	30	--	Pass

Note:

1. Output Power (dBm) = 10LOG (Chain A Power (mW)+ Chain B Power (mW))
2. 99% Bandwidth is the bandwidth of chain A or chain B whichever is less bandwidth, output power limitation is more stringent.

99% Occupied Bandwidth:

Channel 142: Chain A

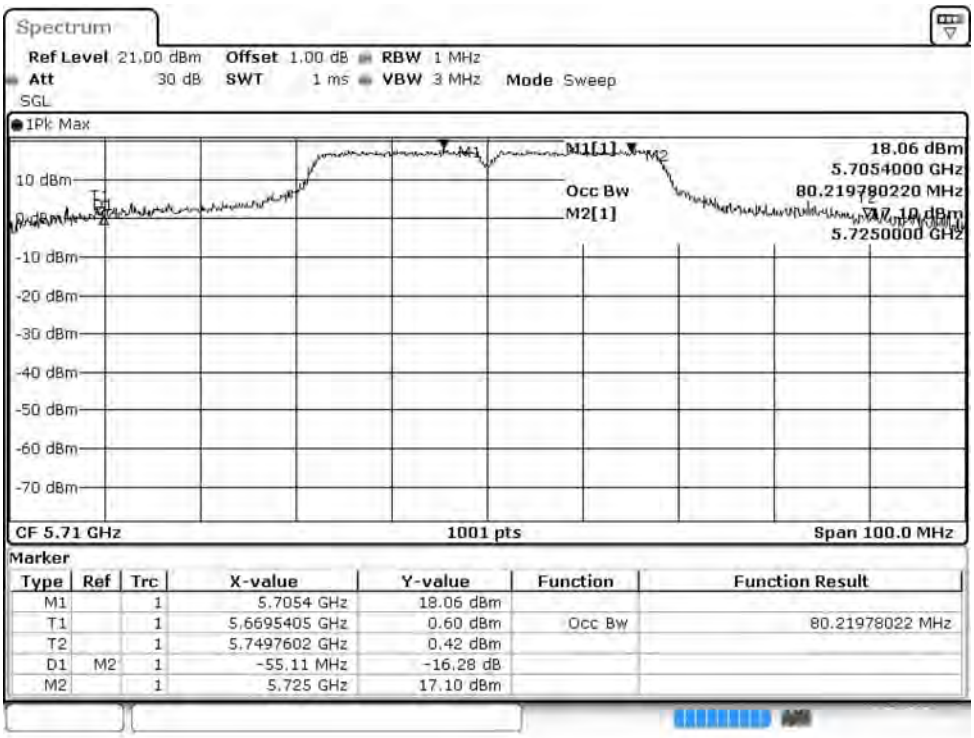

Channel 142: Chain B

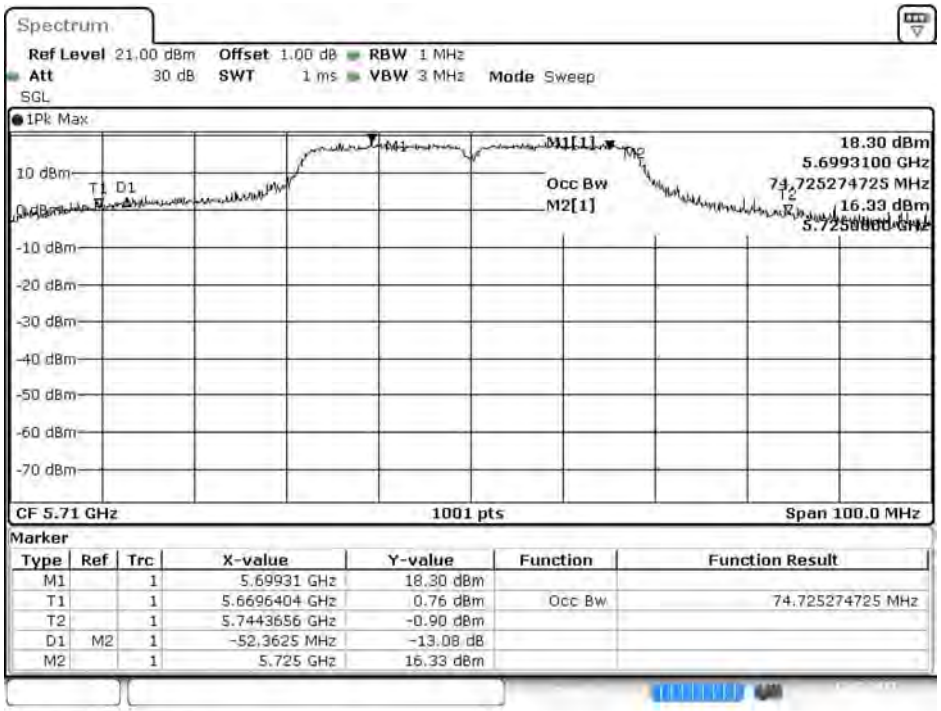

Date: 12.JUL.2017 10:57:39

Maximum conducted output power:

Channel 142 (Band3) (Chain A)

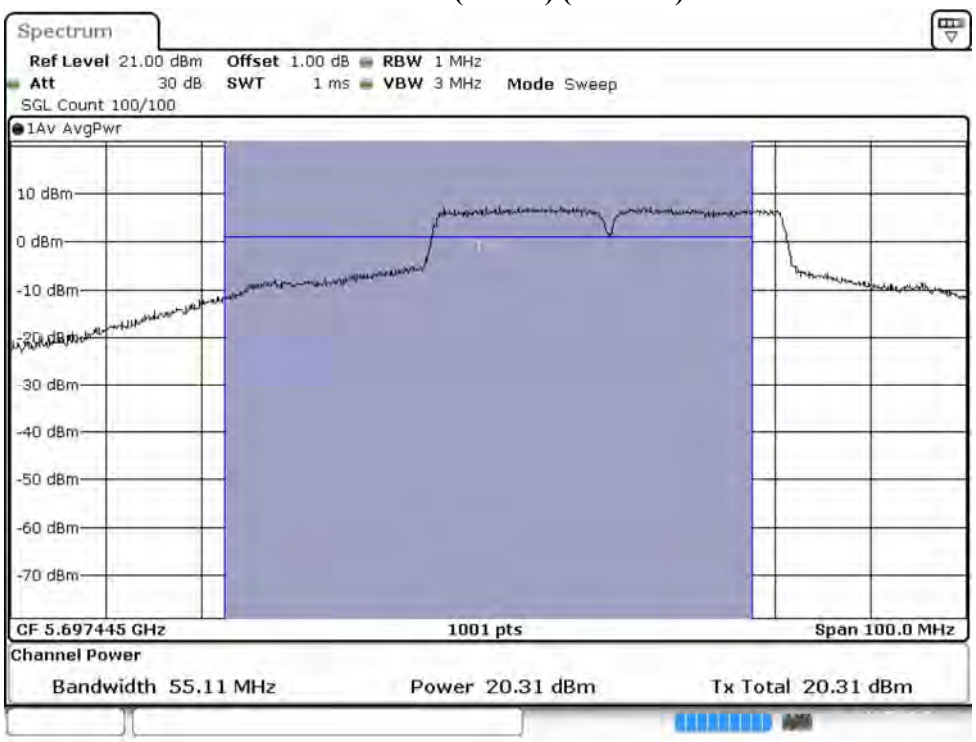

Channel 142 (Band4) (Chain A)

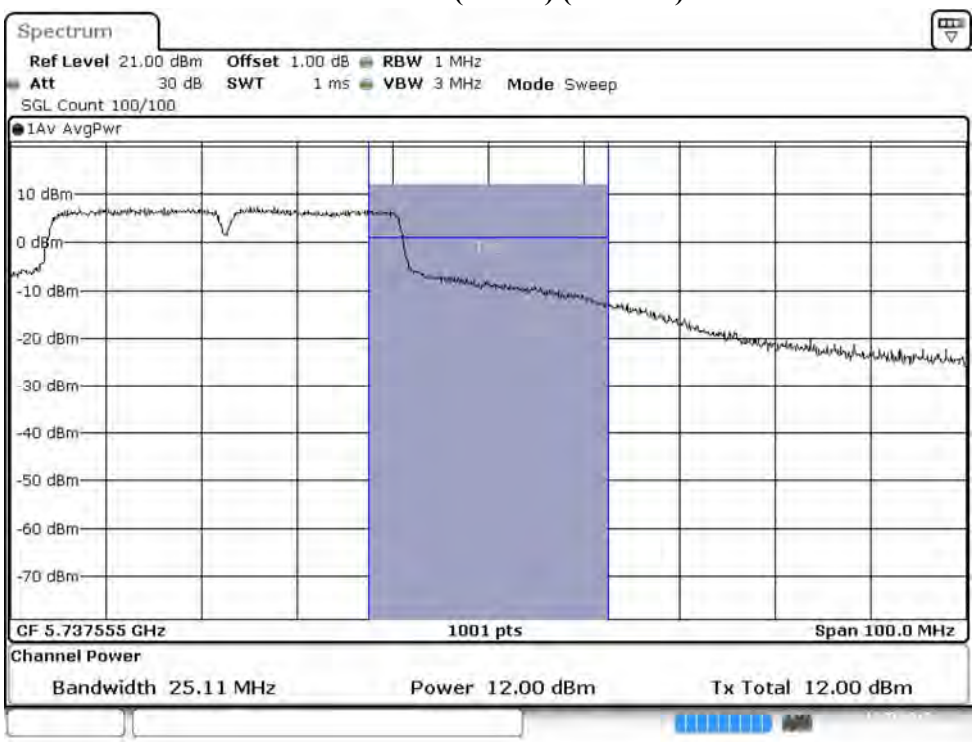

Channel 142 (Band3) (Chain B)

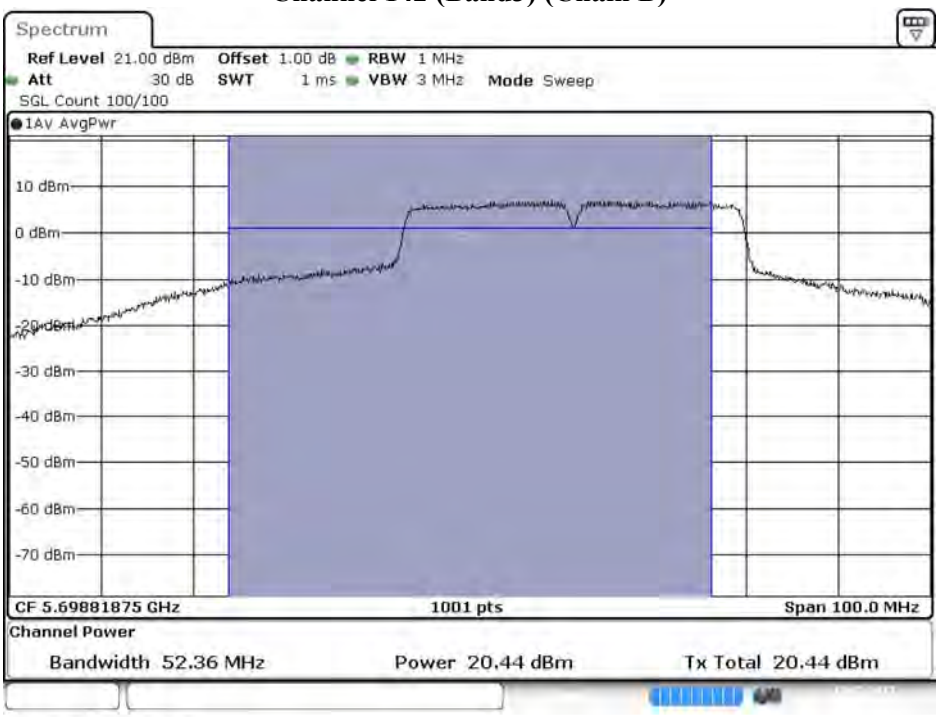

Date: 12.JUL.2017 10:58:57

Channel 142 (Band4) (Chain B)

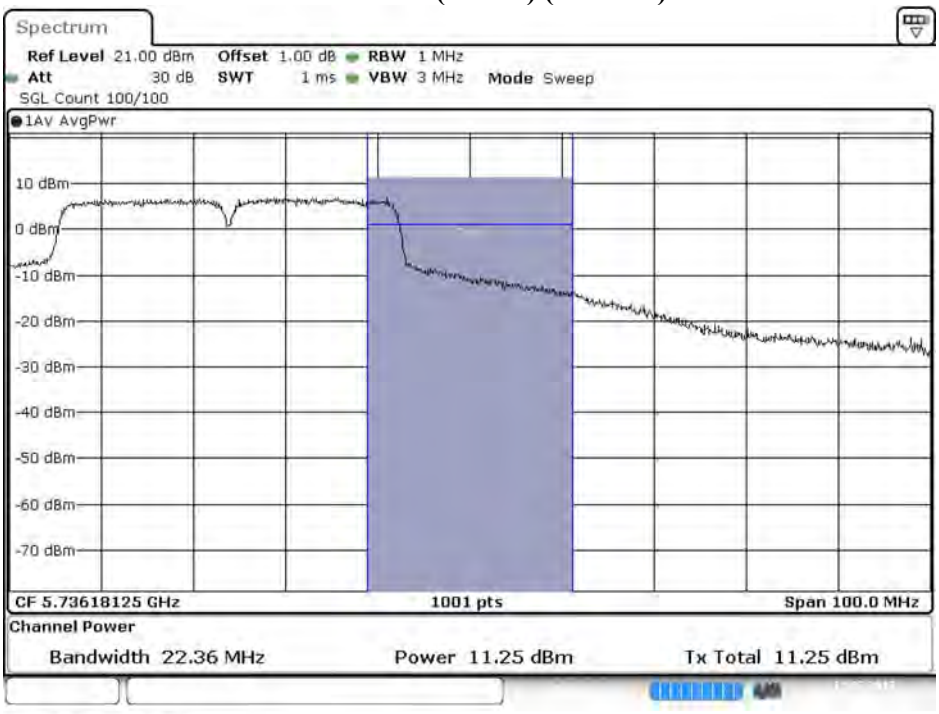

Date: 12.JUL.2017 10:59:20

待測物名稱：Intel® Wireless-AC 9260
待測物型號：9260NGW　　測試項目：峰值發射功率
測試頻道：--　　測試模式：Mode 1: 發射器 802.11ac-80BW
6 dB 頻寬：1MHz　　視頻頻寬：3MHz
檢測器：峰值　　環境溫度：21 ℃
測試日期：106 年 07 月 17 日　　環境濕度：53 %

SISO A:

Cable loss=1dB		Maximum conducted output power										
Channel No	Frequency (MHz)	Data Rate (Mbps)										Required Limit
		VTH0	VTH1	VTH2	VTH3	VTH4	VTH5	VTH6	VTH7	VTH8	VTH9	
42	5210	17.55	17.49	17.45	17.40	17.36	17.32	17.28	17.23	17.18	17.13	<24dBm
58	5290	18.29	18.25	18.21	18.16	18.09	18.04	17.99	17.95	17.89	17.84	<24dBm
106	5530	17.07	17.03	16.98	16.93	16.89	16.83	16.79	16.75	16.69	16.65	<24dBm
122	5610	21.42	21.38	21.35	21.29	21.25	21.20	21.16	21.13	21.09	21.05	<24dBm
138(Band3)	5690	21.28	21.24	21.19	21.16	21.13	21.09	21.05	20.99	20.96	20.92	<24dBm
138(Band4)	5690	6.79	6.75	6.69	6.65	6.60	6.56	6.51	6.46	6.41	6.37	<30dBm
155	5775	18.12	18.08	18.03	17.98	17.93	17.88	17.85	17.79	17.74	17.70	<30dBm

Note: Maximum conducted output power Value =Reading value on Spectrum Analyzer + cable loss

SISO B:

Cable loss=1dB		Maximum conducted output power										
Channel No	Frequency (MHz)	Data Rate (Mbps)										Required Limit
		VTH0	VTH1	VTH2	VTH3	VTH4	VTH5	VTH6	VTH7	VTH8	VTH9	
42	5210	17.52	17.48	17.43	17.38	17.32	17.28	17.22	17.16	17.10	17.06	<24dBm
58	5290	17.11	17.06	17.02	16.97	16.93	16.89	16.84	16.79	16.75	16.71	<24dBm
106	5530	17.56	17.52	17.48	17.43	17.39	17.33	17.29	17.25	17.19	17.15	<24dBm
122	5610	21.40	21.35	21.29	21.24	21.19	21.13	21.09	21.05	21.00	20.96	<24dBm
138(Band3)	5690	21.18	21.15	21.11	20.97	20.93	20.87	20.83	20.79	20.75	20.71	<24dBm
138(Band4)	5690	7.43	7.38	7.33	7.28	7.25	7.19	7.13	7.09	7.05	7.00	<30dBm
155	5775	18.22	18.18	18.14	18.09	18.04	17.99	17.95	17.91	17.87	17.83	<30dBm

Note: Maximum conducted output power Value =Reading value on Spectrum Analyzer + cable loss

MIMO-Chain A

Cable loss=1dB		Maximum conducted output power										
Channel No	Frequency (MHz)	Data Rate (Mbps)										Required Limit
		VTH0	VTH1	VTH2	VTH3	VTH4	VTH5	VTH6	VTH7	VTH8	VTH9	
42	5210	17.76	17.72	17.67	17.62	17.57	17.52	17.49	17.43	17.37	17.32	<24dBm
58	5290	17.60	17.56	17.52	17.46	17.41	17.37	17.32	17.27	17.22	17.16	<24dBm
106	5530	15.85	15.81	15.77	15.72	15.67	15.61	15.57	15.53	15.48	15.43	<24dBm
122	5610	20.36	20.31	20.27	20.22	20.17	20.12	20.07	20.02	19.97	19.93	<24dBm
138(Band3)	5690	20.19	20.15	20.11	20.06	20.01	19.97	19.92	19.87	19.82	19.79	<24dBm
138(Band4)	5690	4.96	4.9	4.86	4.81	4.76	4.72	4.67	4.62	4.57	4.52	<30dBm
155	5775	17.87	17.83	17.79	17.75	17.69	17.63	17.59	17.53	17.49	17.43	<30dBm

Note: Maximum conducted output power Value =Reading value on Spectrum Analyzer + cable loss

MIMO-Chain B

Cable loss=1dB		Maximum conducted output power										
Channel No	Frequency (MHz)	Data Rate (Mbps)										Required Limit
		VTH0	VTH1	VTH2	VTH3	VTH4	VTH5	VTH6	VTH7	VTH8	VTH9	
42	5210	17.81	17.76	17.69	17.62	17.58	17.52	17.49	17.43	17.38	17.32	<24dBm
58	5290	17.48	17.43	17.39	17.35	17.29	17.25	17.21	17.17	17.12	17.07	<24dBm
106	5530	16.38	16.33	16.29	16.24	16.2	16.17	16.14	16.09	16.03	15.98	<24dBm
122	5610	20.54	20.49	20.43	20.38	20.32	20.27	20.22	20.16	20.09	20.03	<24dBm
138(Band3)	5690	20.47	20.43	20.39	20.32	20.27	20.25	20.19	20.15	20.09	20.05	<24dBm
138(Band4)	5690	3.59	3.55	3.49	3.43	3.38	3.33	3.29	3.25	3.21	3.17	<30dBm
155	5775	17.79	17.75	17.69	17.63	17.59	17.53	17.49	17.43	17.38	17.32	<30dBm

Note: Maximum conducted output power Value =Reading value on Spectrum Analyzer + cable loss

Maximum conducted output power Measurement

MIMO-Chain A+ B

Channel No	Frequency Range	99% Bandwidth	Chain A Power	Chain B Power	Output Power	Output Power Limit		Result
	(MHz)	(MHz)	(dBm)	(dBm)	(dBm)	(dBm)	dBm+10log(BW)	
42	5210	--	17.760	17.810	20.80	24	--	Pass
58	5290	74.920	17.600	17.480	20.55	24	29.75	Pass
106	5530	75.120	15.850	16.380	19.13	24	29.76	Pass
122	5610	168.830	20.360	20.540	23.46	24	33.27	Pass
138(Band3)	5690	120.415	20.190	20.470	23.34	24	31.81	Pass
138(Band4)	5690	--	4.960	3.590	7.34	30	--	Pass
155	5775	--	17.870	17.790	20.84	30	--	Pass

Note:

1. Output Power (dBm) = 10LOG (Chain A Power (mW)+ Chain B Power (mW))
2. 99% Bandwidth is the bandwidth of chain A or chain B whichever is less bandwidth, output power limitation is more stringent.

99% Occupied Bandwidth:

Channel 42 – Chain A

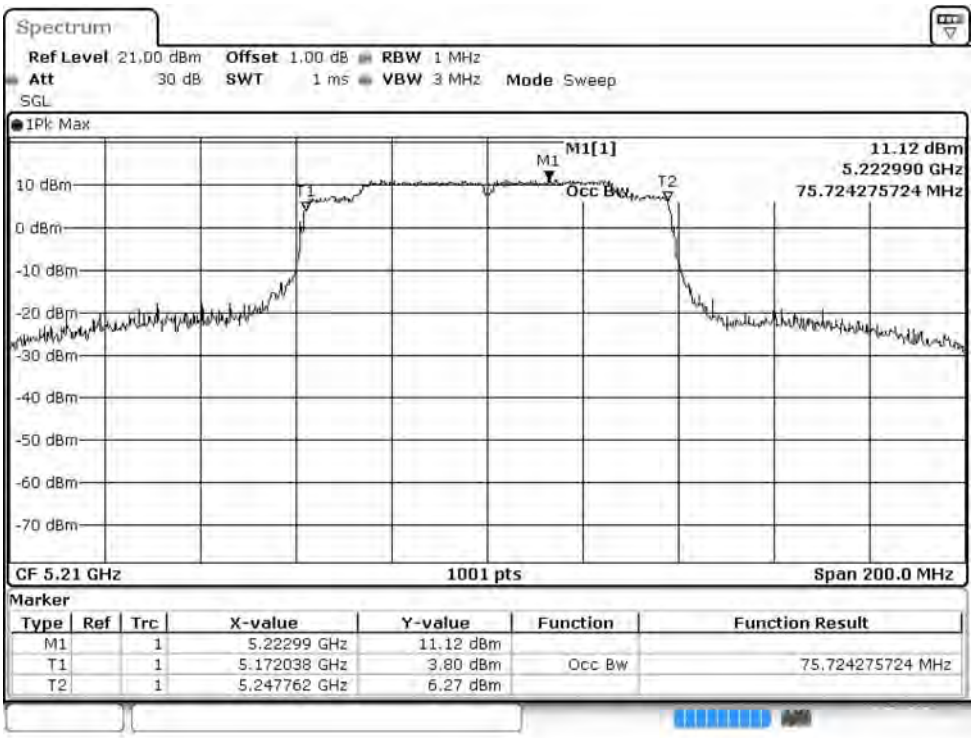

Channel 58: Chain A

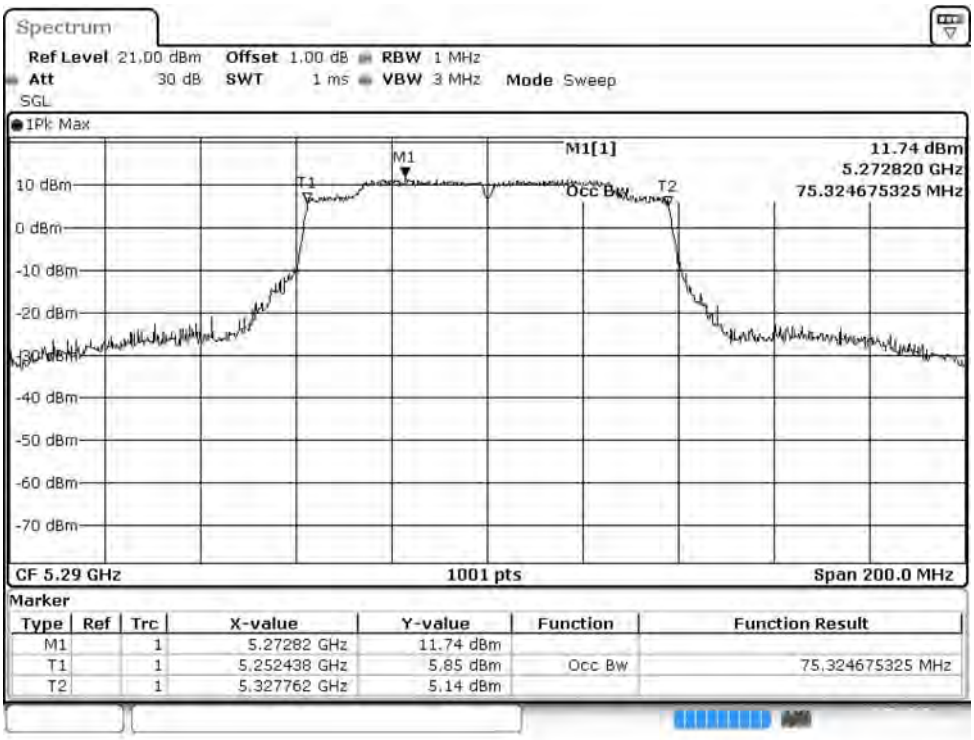

Channel 106: Chain A

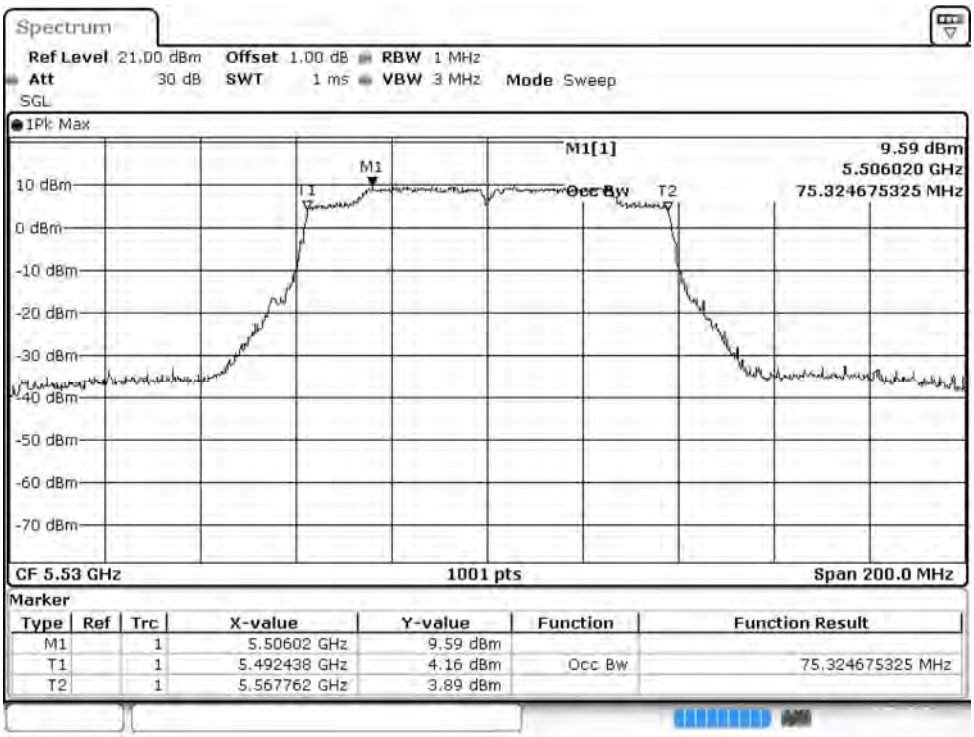

Channel 122: Chain A

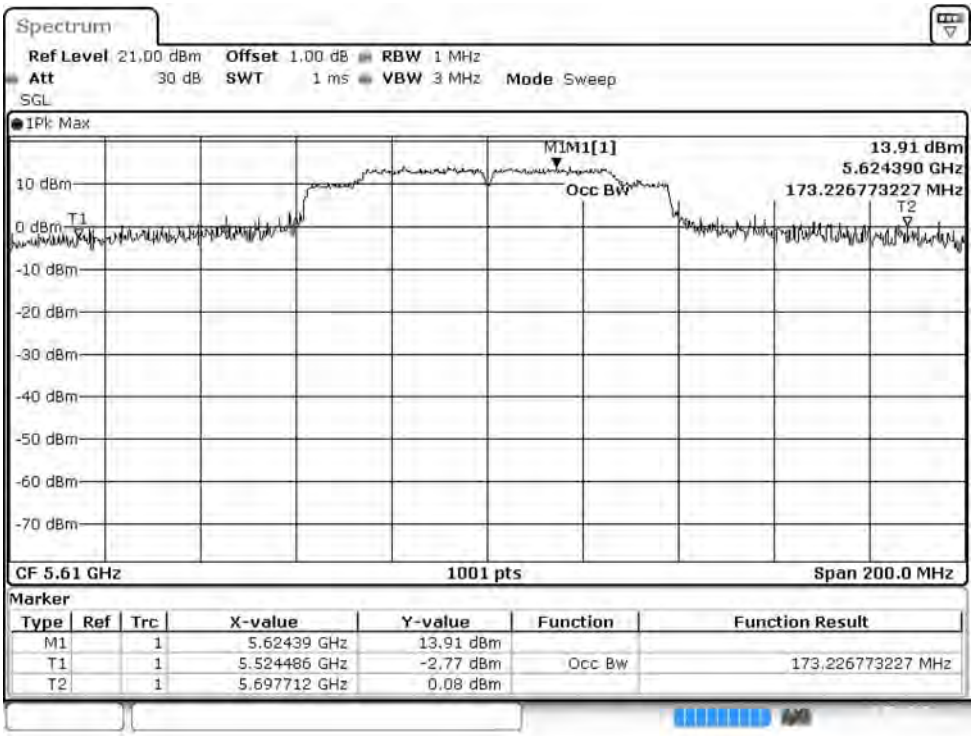

Channel 138: Chain A

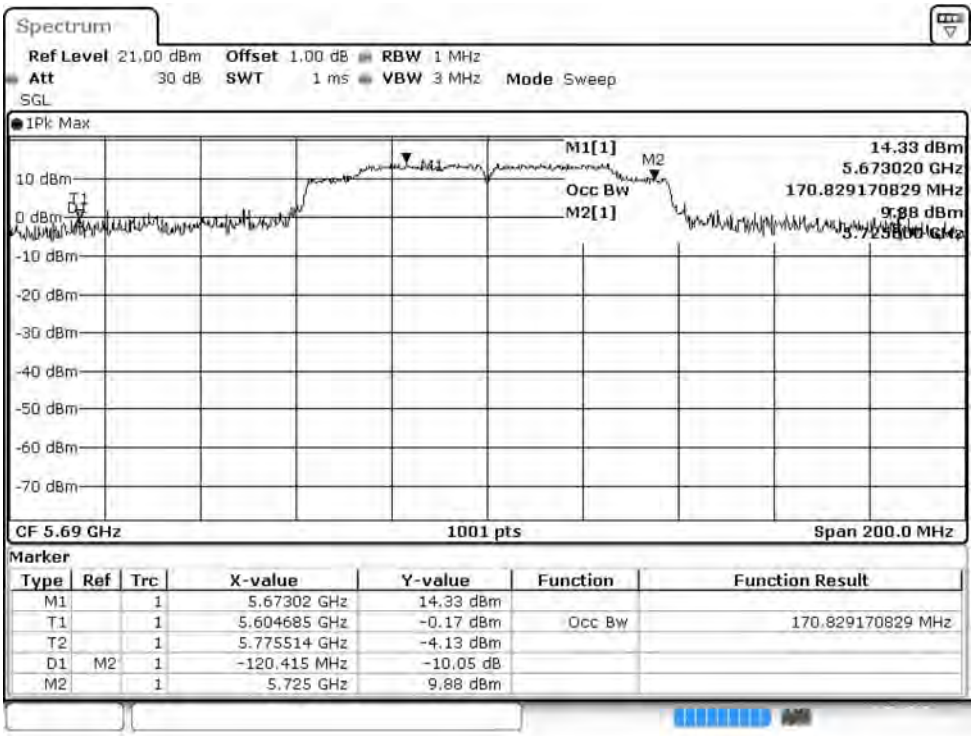

Channel 155 – Chain A

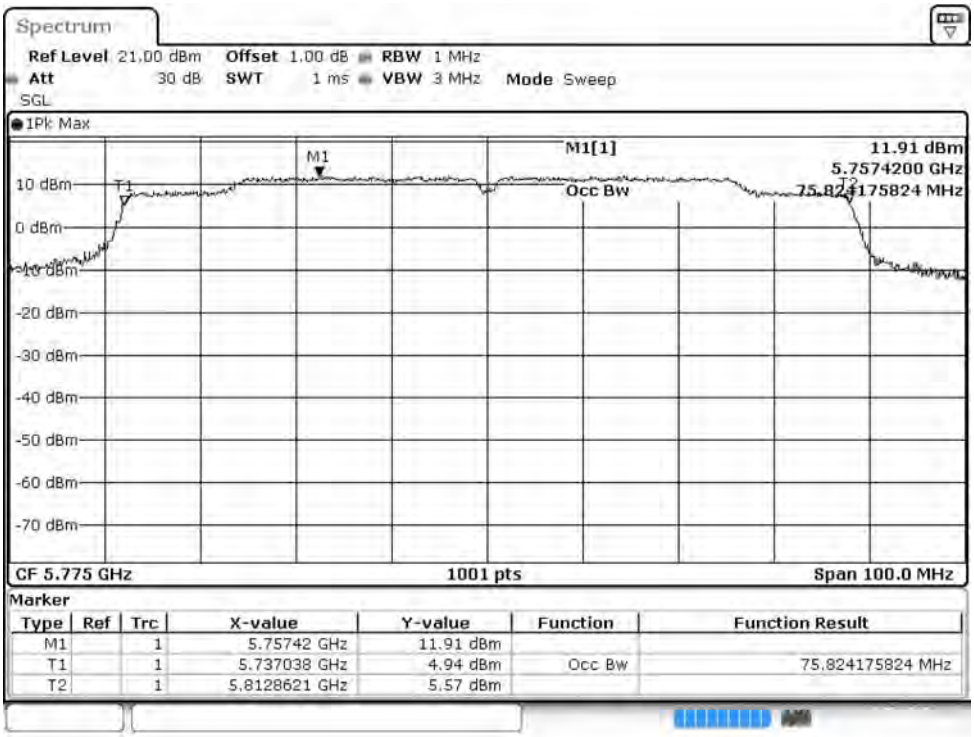

99% Occupied Bandwidth:

Channel 42 (Chain B)

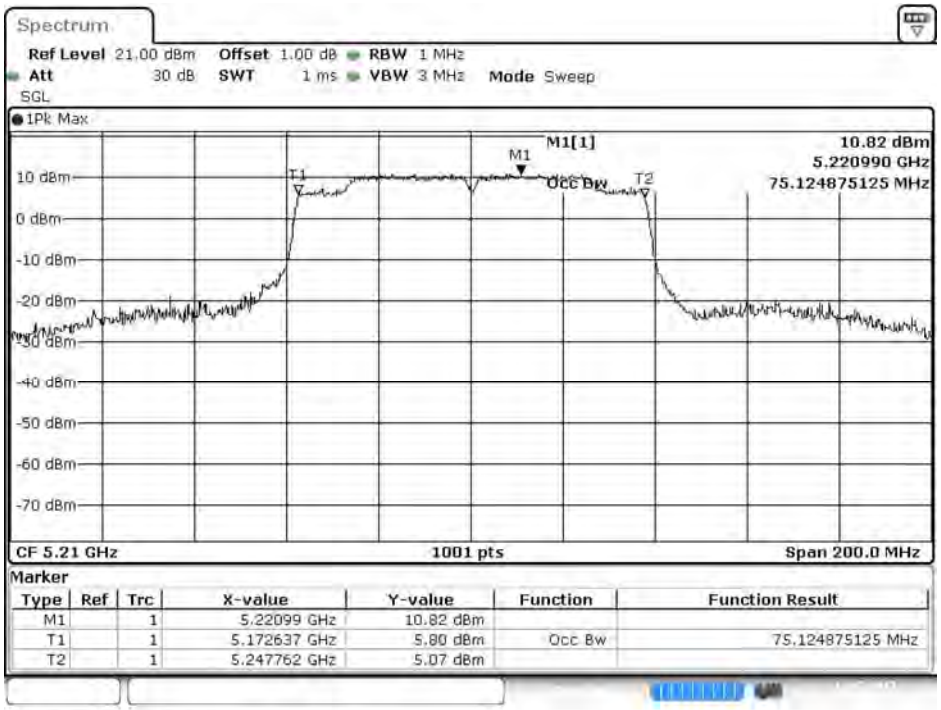

Channel 58: Chain B

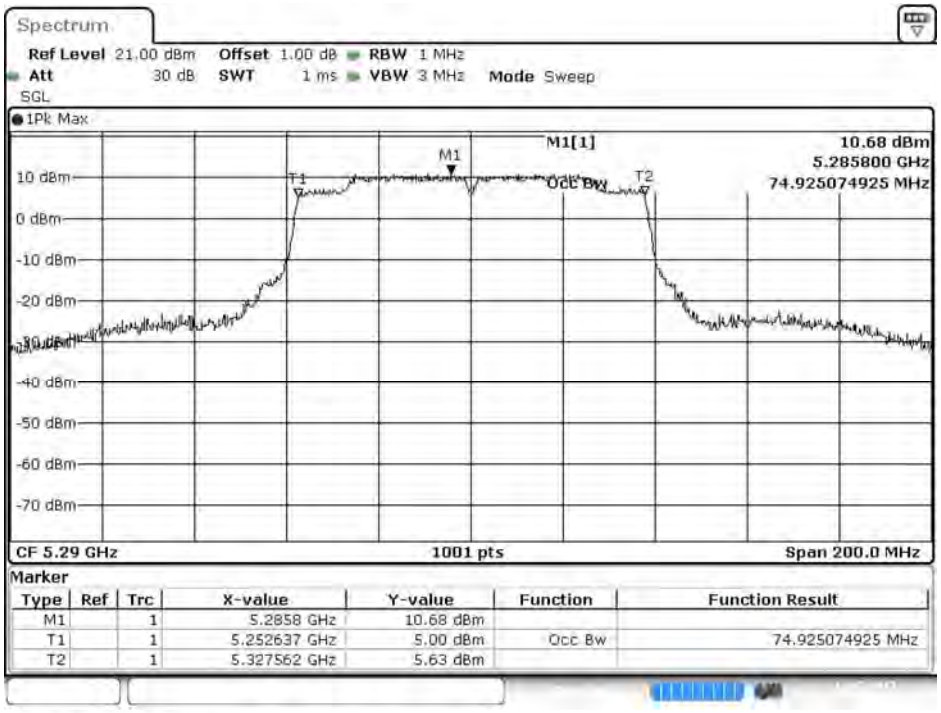

Channel 106: Chain B

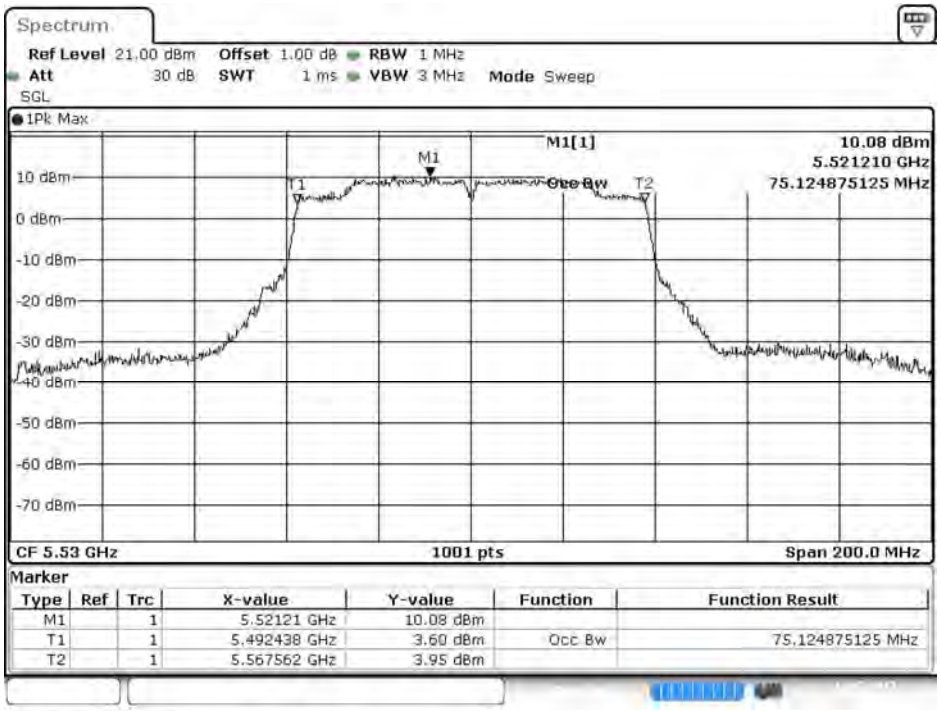

Date: 12.JUL.2017 11:08:47

Channel 122: Chain B

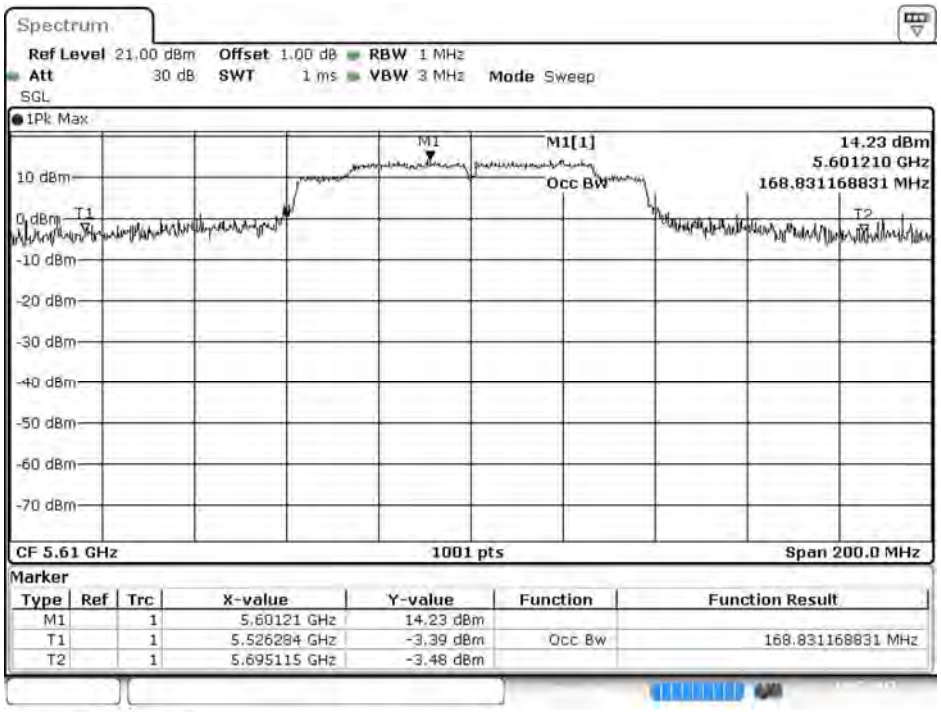

Date: 14.JUL.2017 04:07:08

Channel 138: Chain B

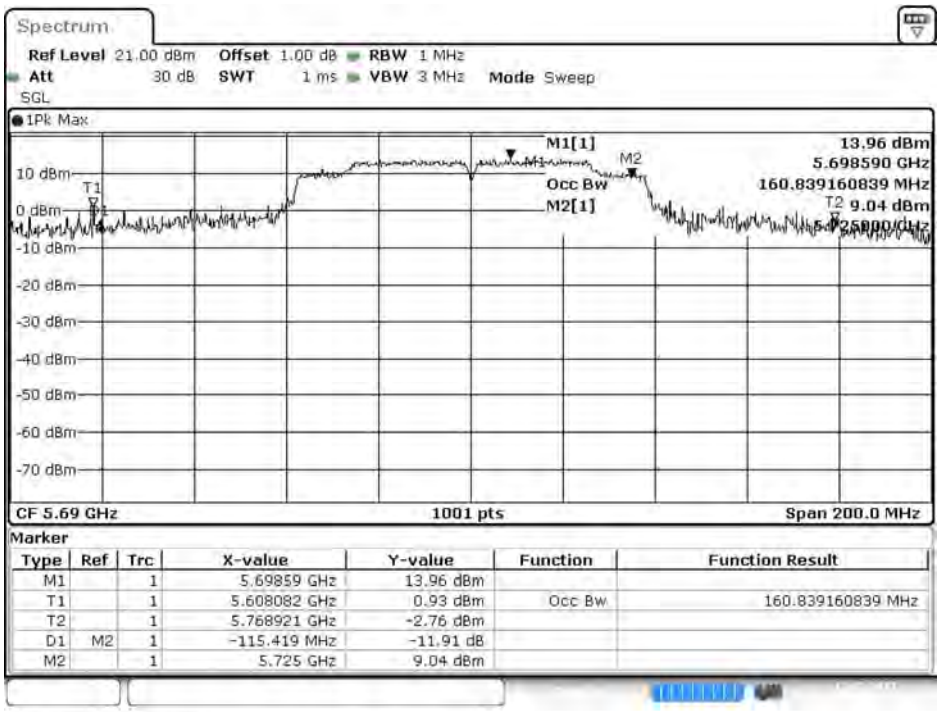

Date: 12.JUL.2017 11:14:35

Channel 155 (Chain B)

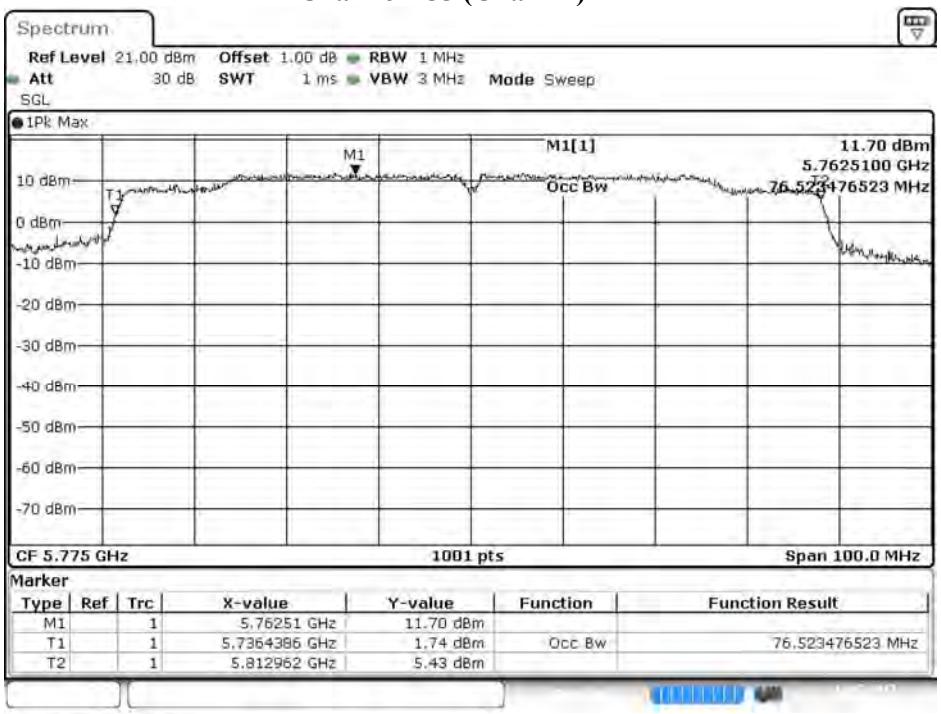

Date: 12.JUL.2017 11:18:07

Maximum conducted output power:

Channel 42 (Chain A)

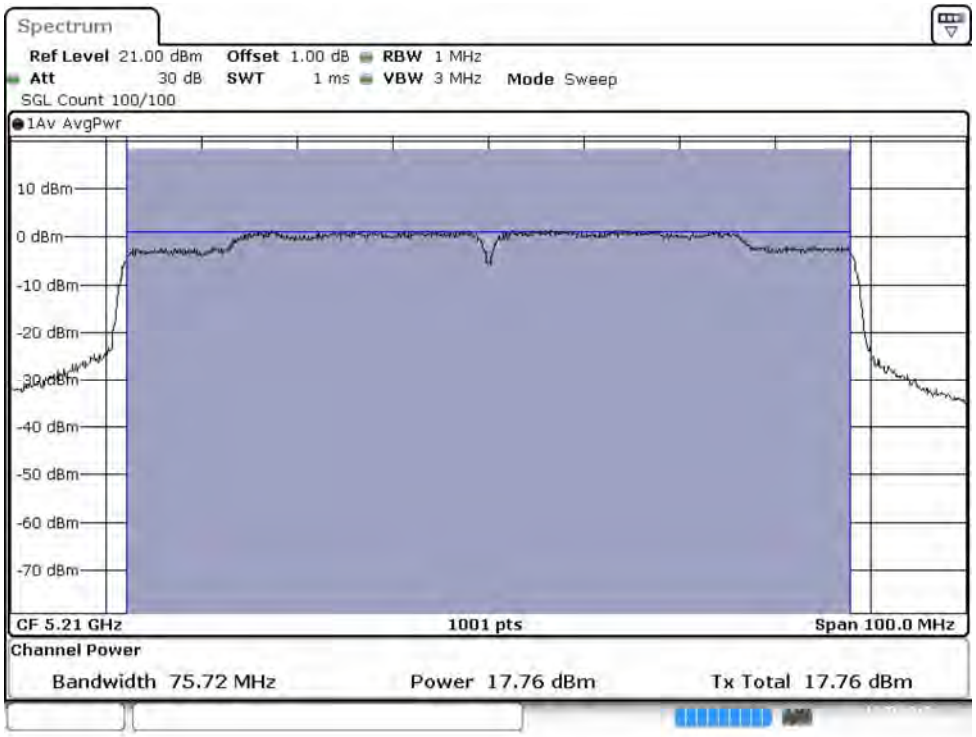

Maximum conducted output power:

Channel 58 (Chain A)

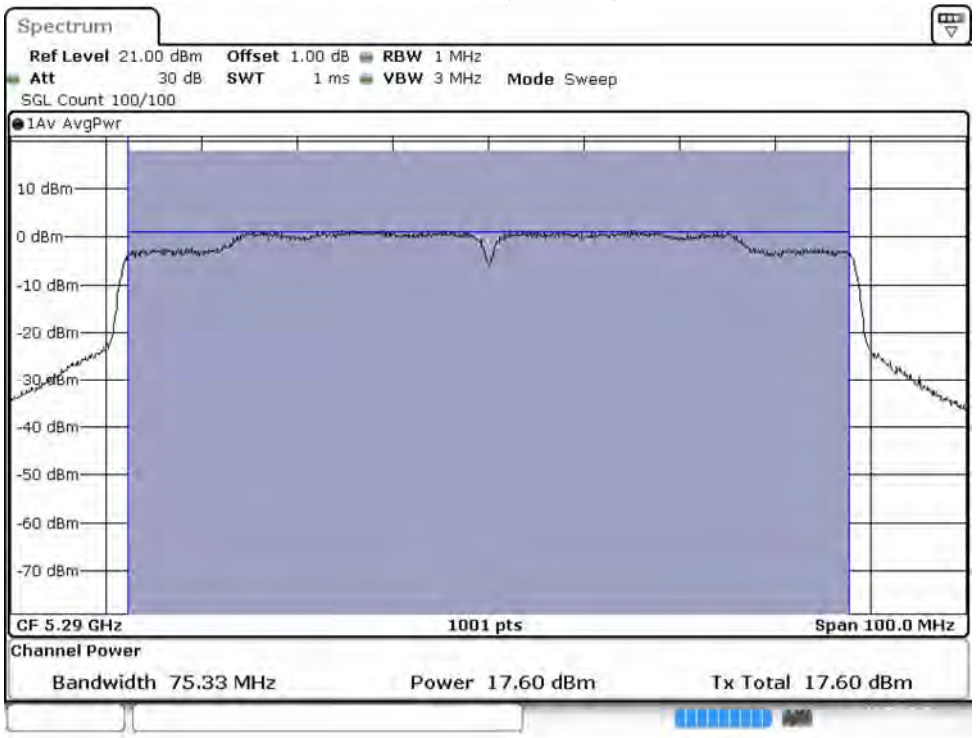

Maximum conducted output power:

Channel 106 (Chain A)

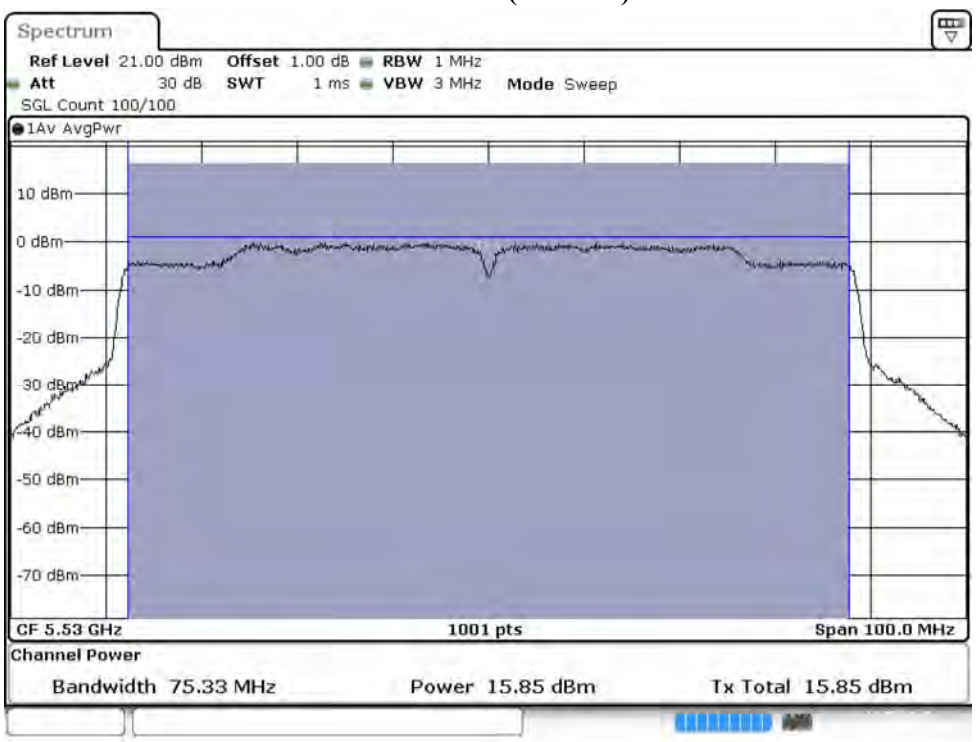

Maximum conducted output power:

Channel 122 (Chain A)

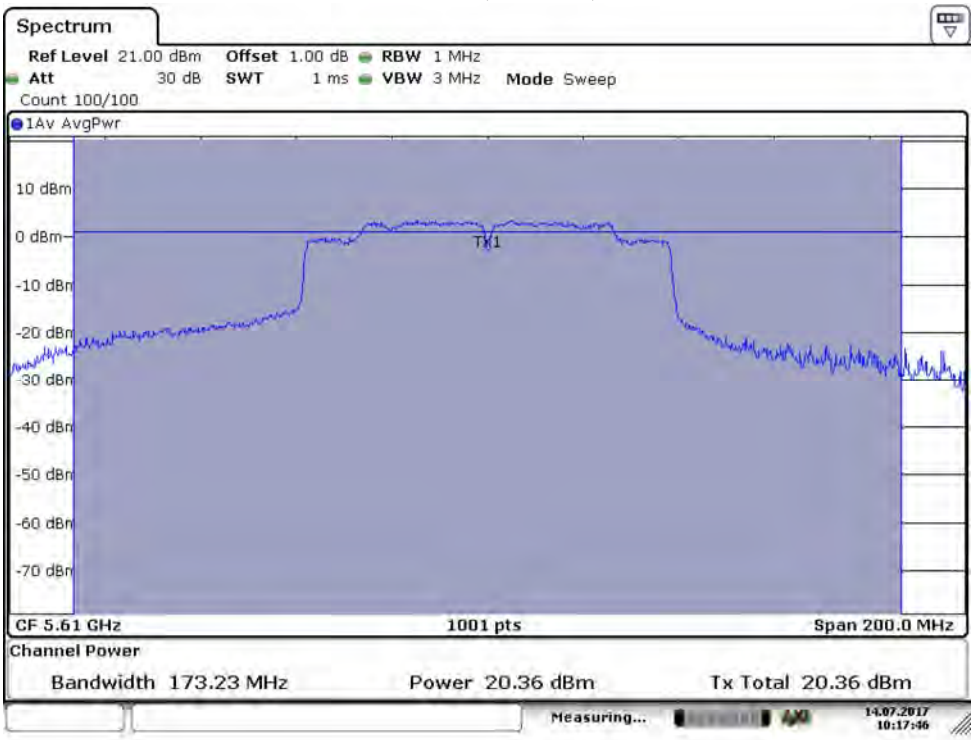

Maximum conducted output power:

Channel 138 (Band3) (Chain A)

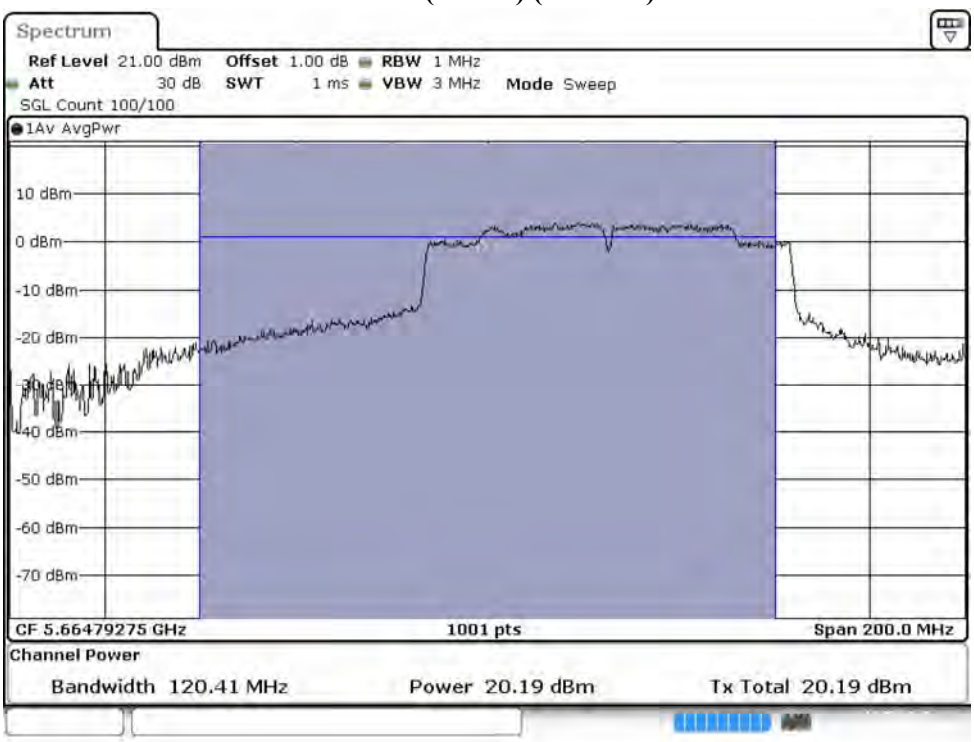

Maximum conducted output power:

Channel 138 (Band4) (Chain A)

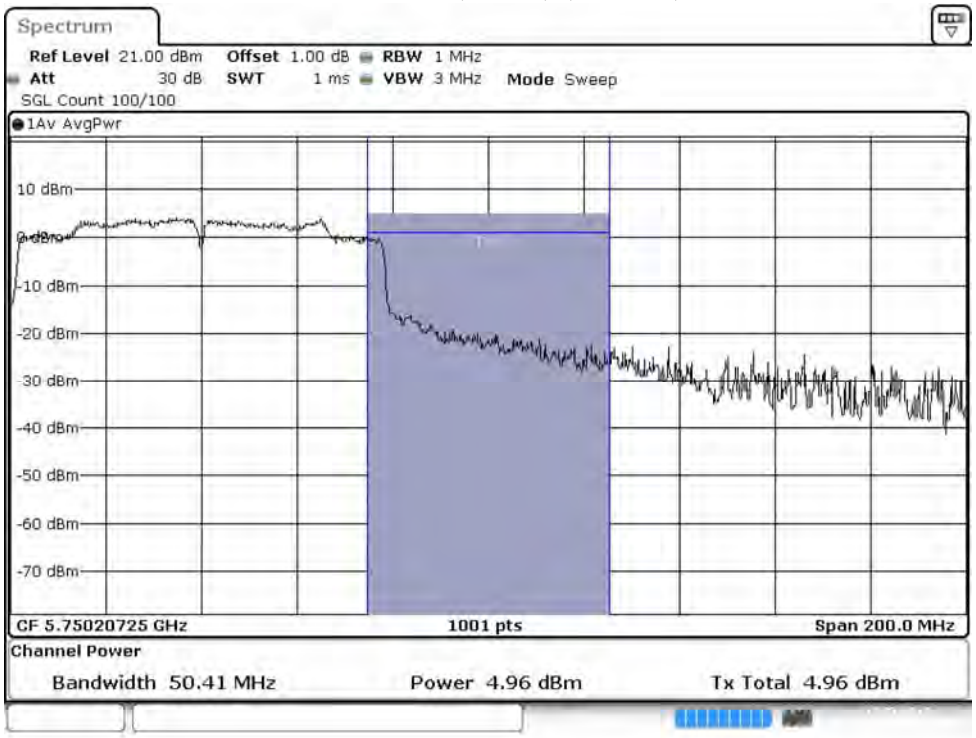

Maximum conducted output power:

Channel 155 (Chain A)

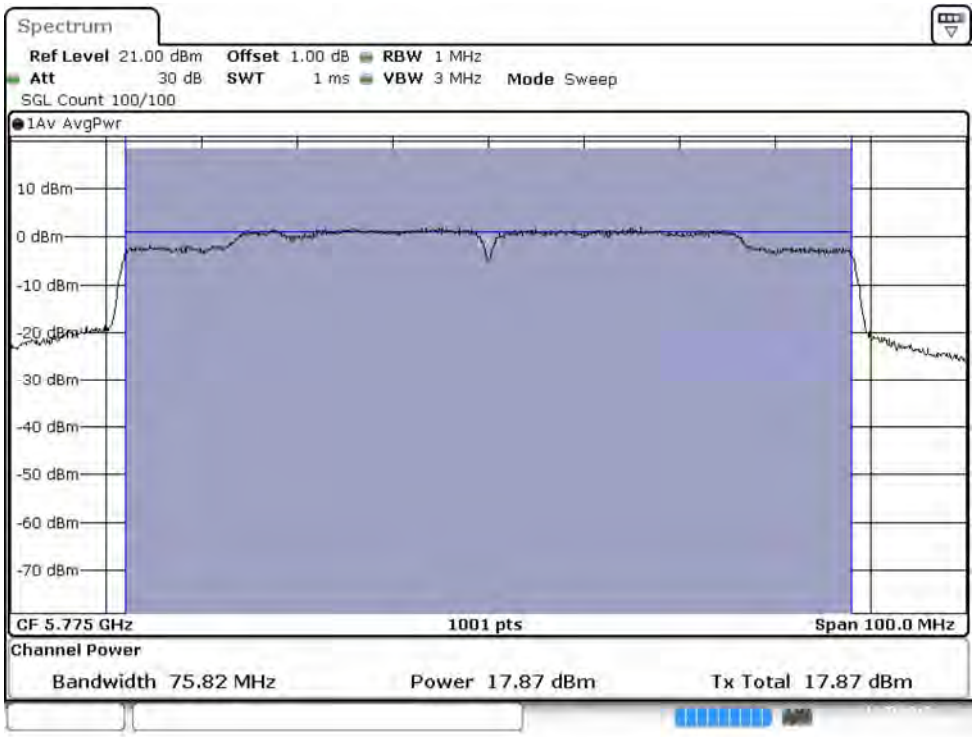

Maximum conducted output power:

Channel 42 (Chain B)

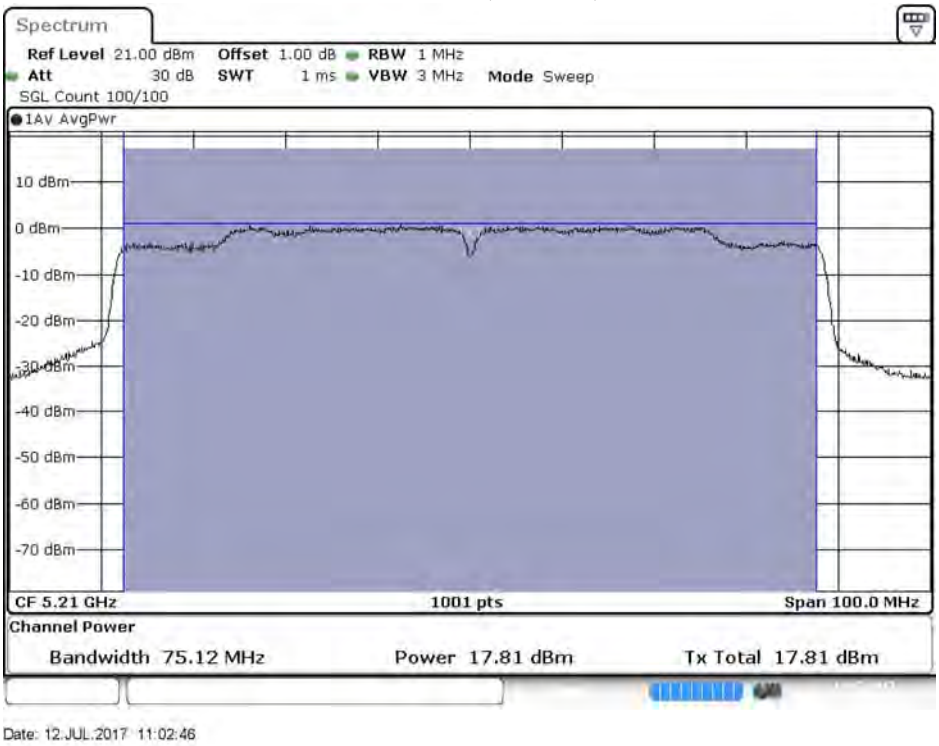

Channel 58 (Chain B)

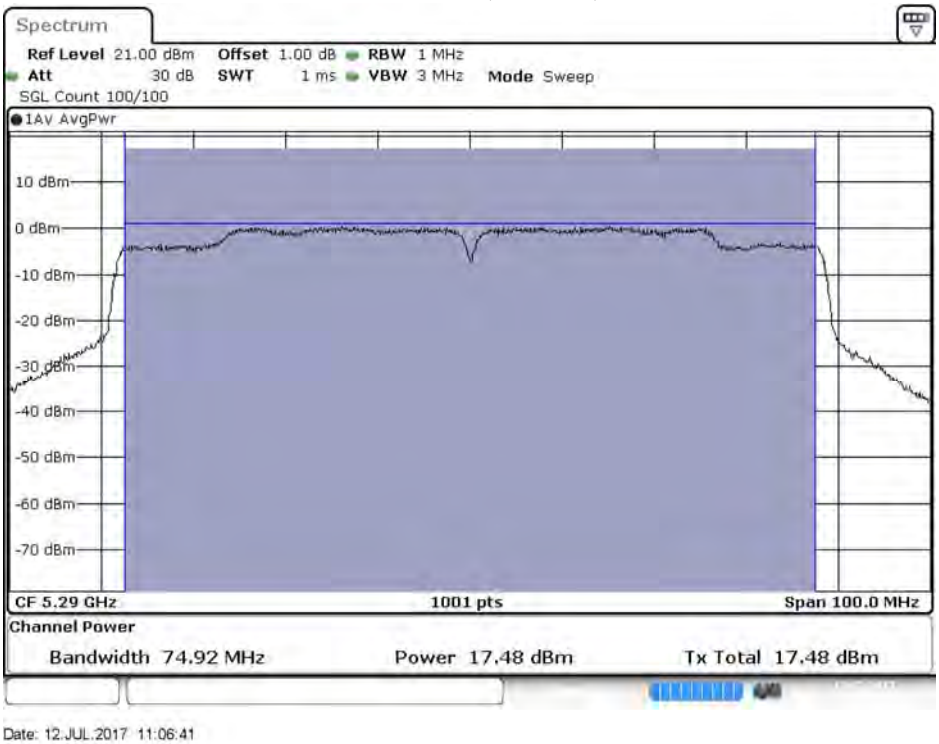

Channel 106 (Chain B)

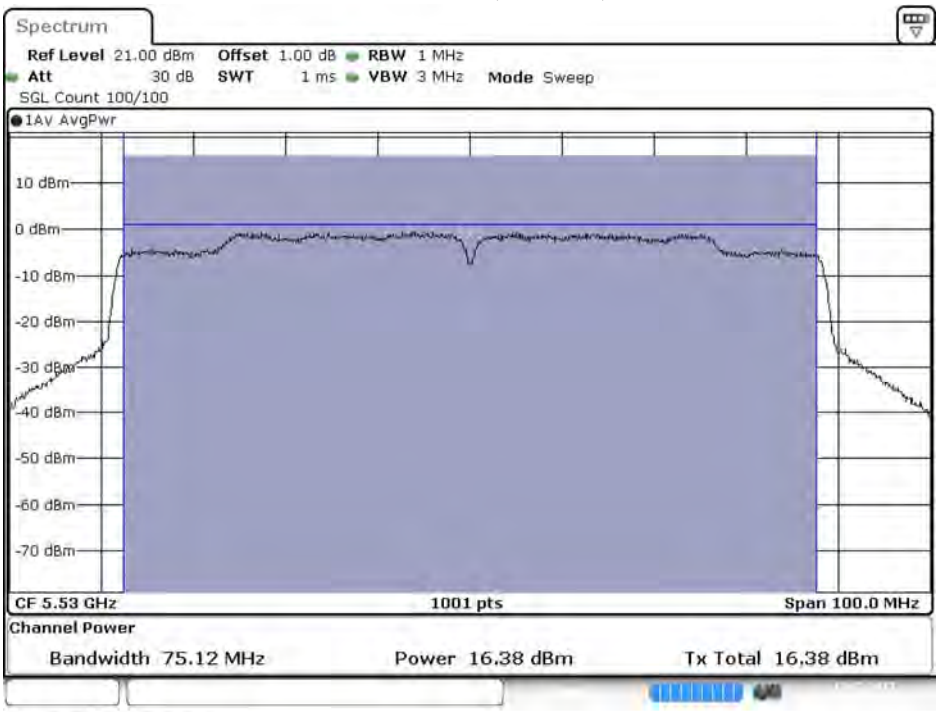

Date: 12.JUL.2017 11:10:09

Channel 122 (Chain B)

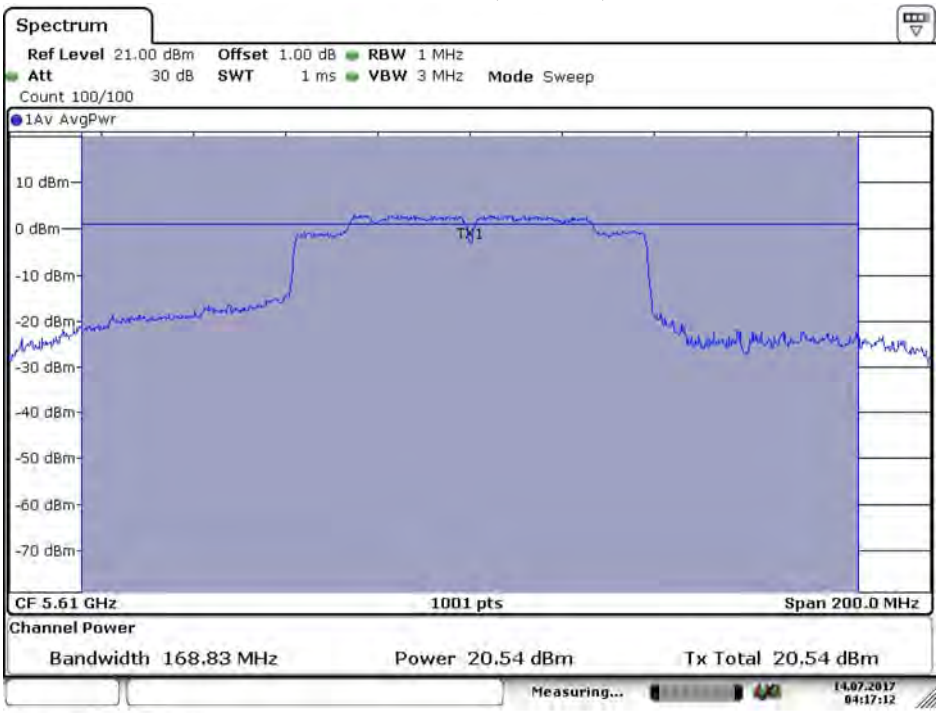

Date: 14.JUL.2017 04:17:12

Channel 138 (Band3) (Chain B)

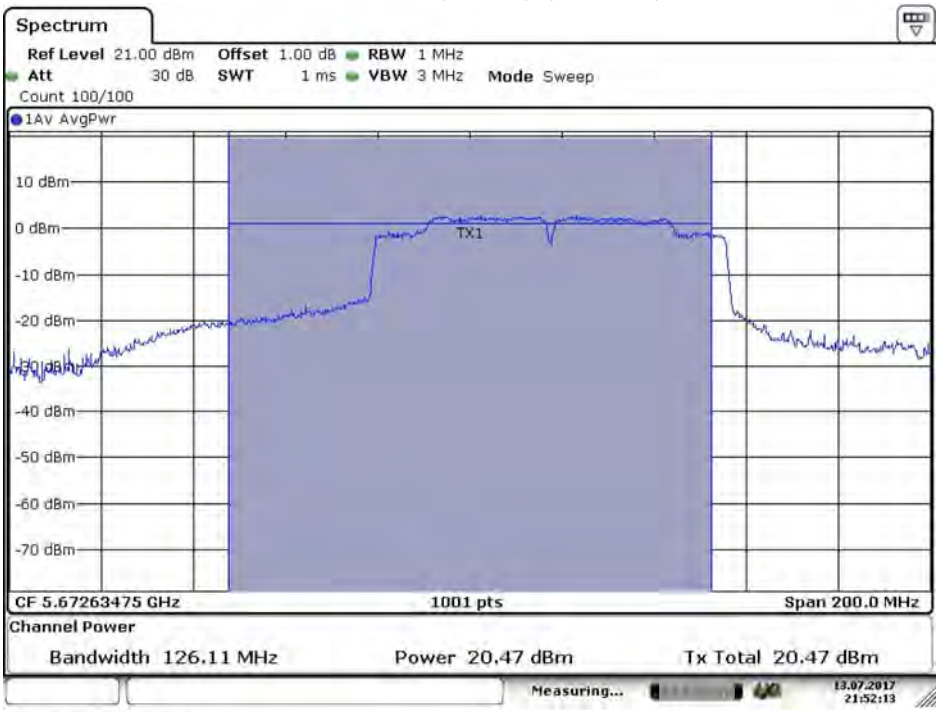

Date: 13.JUL.2017 21:52:14

Channel 138 (Band4) (Chain B)

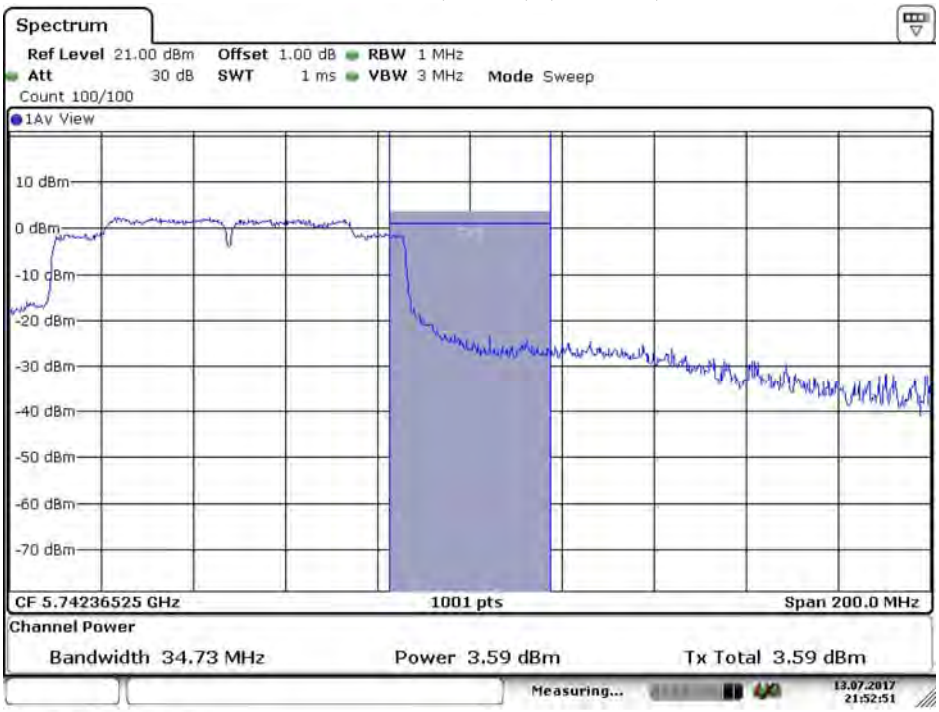

Date: 13.JUL.2017 21:52:51

Maximum conducted output power:

Channel 155 (Chain B)

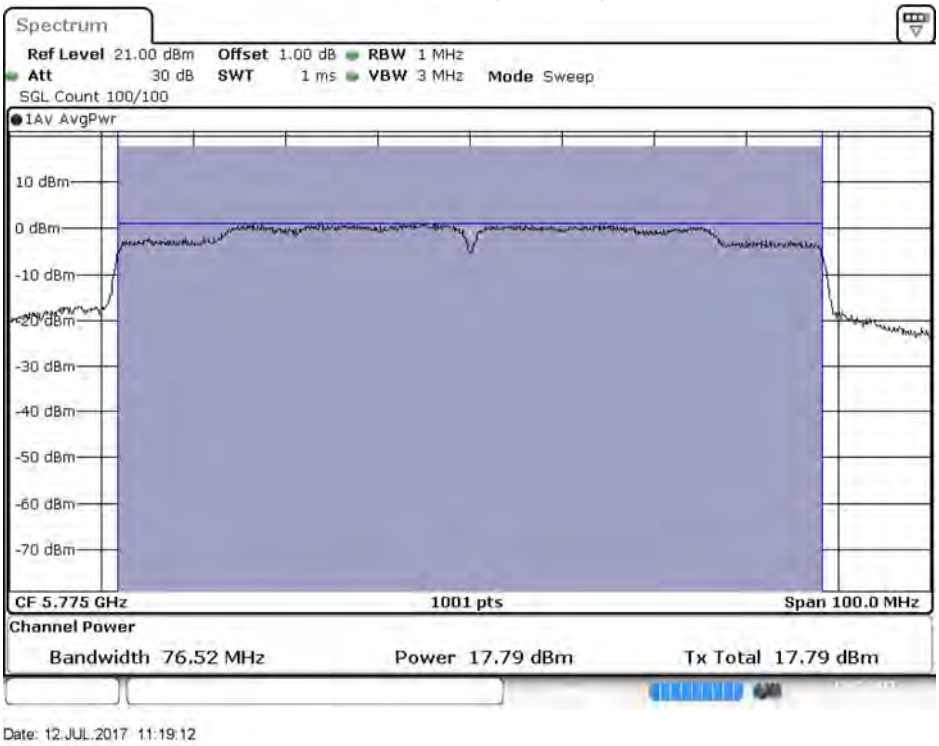

待測物名稱：Intel® Wireless-AC 9260
待測物型號：9260NGW　　測試項目：峰值發射功率
測試頻道：--　　測試模式：Mode 1: 發射器 802.11ac-160BW
6 dB 頻寬：1MHz　　視頻頻寬：3MHz
檢測器：峰值　　環境溫度：21 ℃
測試日期：106 年 07 月 17 日　　環境濕度：53 %

SISO A:

Cable loss=1dB		Maximum conducted output power										
Channel No	Frequency (MHz)	Data Rate (Mbps)										Required Limit
		VTH0	VTH1	VTH2	VTH3	VTH4	VTH5	VTH6	VTH7	VTH8	VTH9	
50ac160 (Band1)	5250	11.25	11.20	11.16	11.11	11.07	11.03	10.97	10.93	10.87	10.84	<24dBm
50ac160 (Band2)	5250	11.57	11.53	11.49	11.43	11.38	11.32	11.27	11.22	11.16	11.10	<24dBm
114ac160	5570	15.41	15.37	15.32	15.27	15.23	15.19	15.13	15.09	15.05	15.00	<24dBm

Note: Maximum conducted output power Value =Reading value on Spectrum Analyzer + cable loss

SISO B:

Cable loss=1dB		Maximum conducted output power										
Channel No	Frequency (MHz)	Data Rate (Mbps)										Required Limit
		VTH0	VTH1	VTH2	VTH3	VTH4	VTH5	VTH6	VTH7	VTH8	VTH9	
50ac160 (Band1)	5250	11.89	11.85	11.79	11.75	11.69	11.64	11.59	11.52	11.48	11.42	<24dBm
50ac160 (Band2)	5250	11.67	11.63	11.59	11.53	11.48	11.43	11.37	11.33	11.27	11.22	<24dBm
114ac160	5570	15.19	15.13	15.08	15.03	14.97	14.92	14.89	14.85	14.81	14.75	<24dBm

Note: Maximum conducted output power Value =Reading value on Spectrum Analyzer + cable loss

MIMO-Chain A

Cable loss=1dB		Maximum conducted output power										
Channel No	Frequency (MHz)	Data Rate (Mbps)										Required Limit
		VTH0	VTH1	VTH2	VTH3	VTH4	VTH5	VTH6	VTH7	VTH8	VTH9	
50ac160 (Band1)	5250	11.59	11.53	11.49	11.43	11.38	11.32	11.27	11.21	11.16	11.12	<24dBm
50ac160 (Band2)	5250	11.44	11.39	11.35	11.31	11.27	11.24	11.19	11.15	11.09	11.04	<24dBm
114ac160	5570	15.38	15.34	15.29	15.25	15.20	15.17	15.13	15.09	15.04	14.99	<24dBm

Note: Maximum conducted output power Value =Reading value on Spectrum Analyzer + cable loss

MIMO-Chain B

Cable loss=1dB		Maximum conducted output power										
Channel No	Frequency (MHz)	Data Rate (Mbps)										Required Limit
		VTH0	VTH1	VTH2	VTH3	VTH4	VTH5	VTH6	VTH7	VTH8	VTH9	
50ac160 (Band1)	5250	11.66	11.62	11.58	11.52	11.47	11.42	11.37	11.32	11.27	11.24	<24dBm
50ac160 (Band2)	5250	11.00	10.96	10.91	10.87	10.83	10.79	10.75	10.69	10.62	10.58	<24dBm
114ac160	5570	15.33	13.28	13.22	13.16	13.11	13.07	13.02	12.98	12.95	12.91	<24dBm

Note: Maximum conducted output power Value =Reading value on Spectrum Analyzer + cable loss

Maximum conducted output power Measurement
MIMO-Chain A+ B

Channel No	Frequency Range	99% Bandwidth	Chain A Power	Chain B Power	Output Power	Output Power Limit		Result
	(MHz)	(MHz)	(dBm)	(dBm)	(dBm)	(dBm)	dBm+10log(BW)	
42	5210	--	11.590	11.660	14.64	24	--	Pass
58	5290	76.520	11.440	11.000	14.24	24	29.84	Pass
106	5530	153.050	15.380	15.330	18.37	24	32.85	Pass
122	5610	--	11.590	11.660	14.64	24	--	Pass
138(Band3)	5690	76.520	11.440	11.000	14.24	24	29.84	Pass
138(Band4)	5690	153.050	15.380	15.330	18.37	24	32.85	Pass
155	5775	--	11.590	11.660	14.64	24	--	Pass

Note:

1. Output Power (dBm) = 10LOG (Chain A Power (mW)+ Chain B Power (mW))
2. 99% Bandwidth is the bandwidth of chain A or chain B whichever is less bandwidth, output power limitation is more stringent.

99% Occupied Bandwidth:

Channel 50 – Chain A

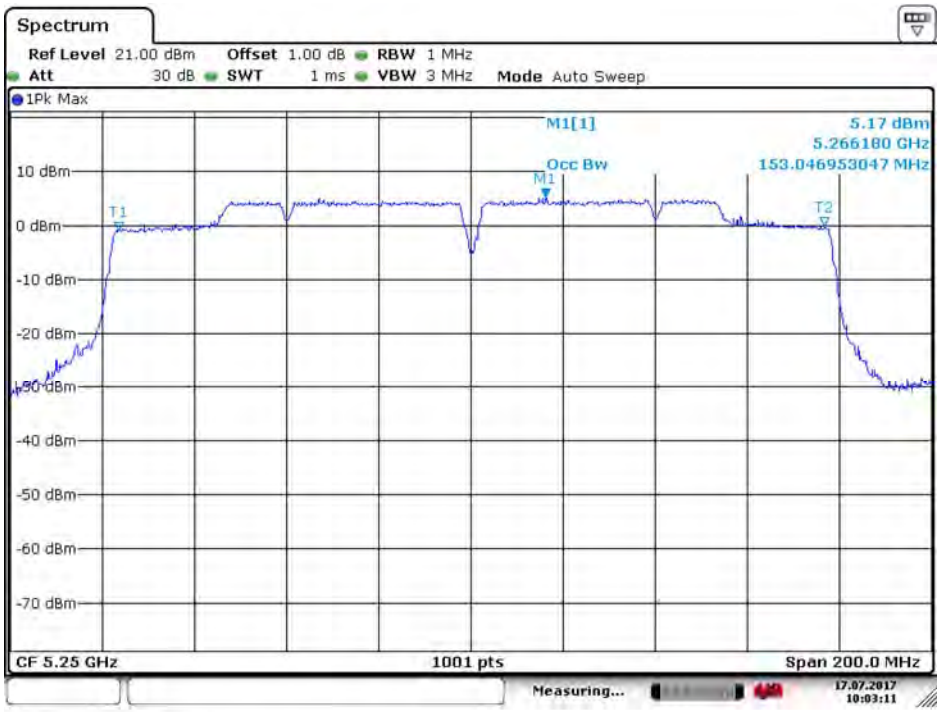

Date: 17.JUL.2017 10:03:11

Channel 114: Chain A

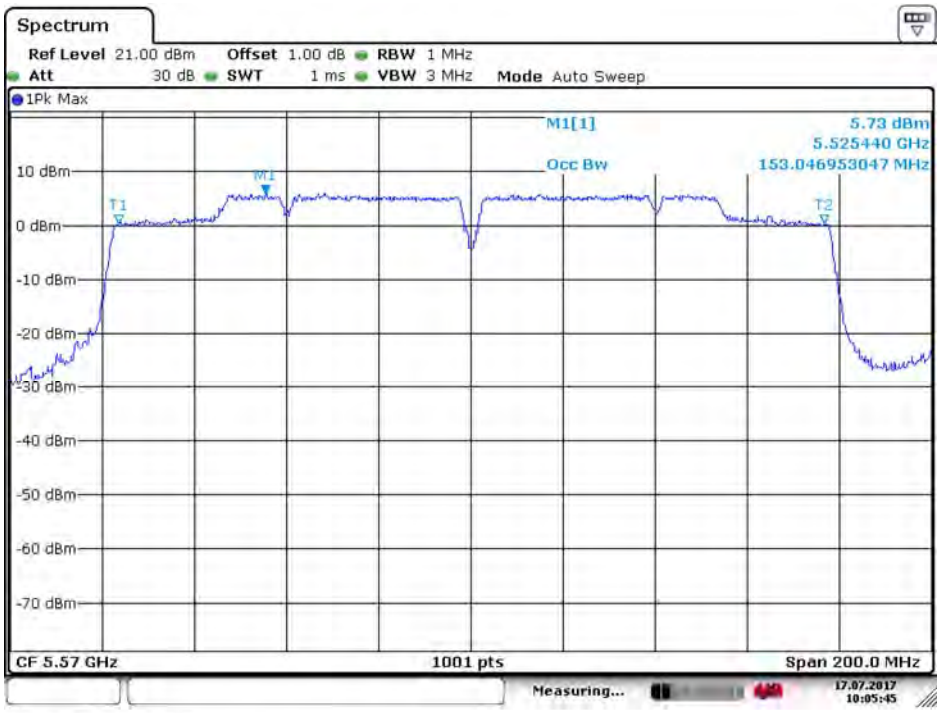

Date: 17.JUL.2017 10:05:45

99% Occupied Bandwidth:

Channel 50 (Chain B)

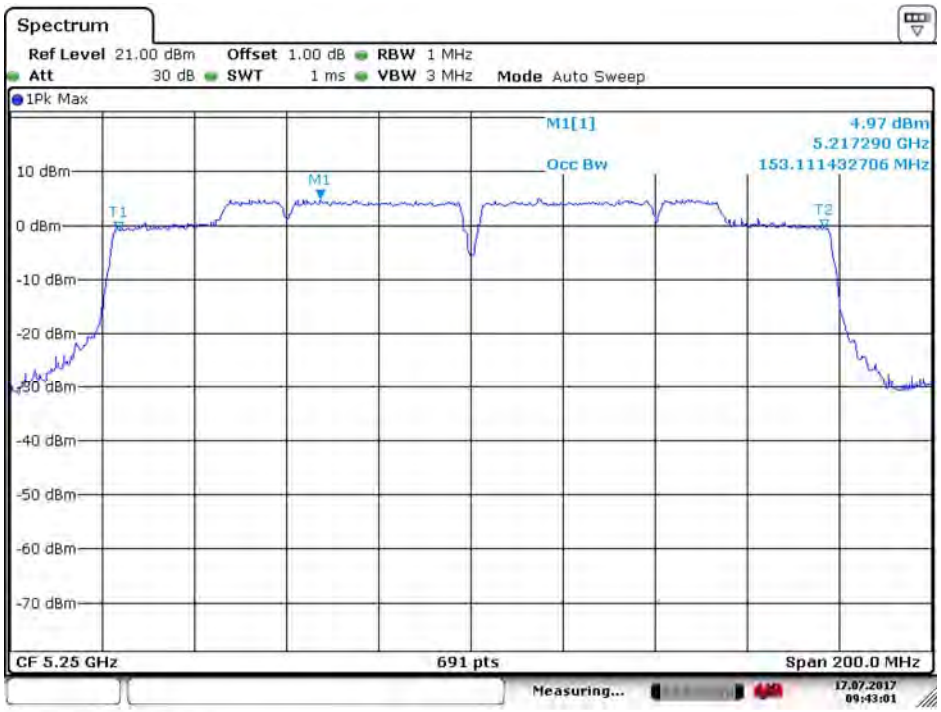

Date: 17.JUL.2017 09:43:01

Channel 114: Chain B

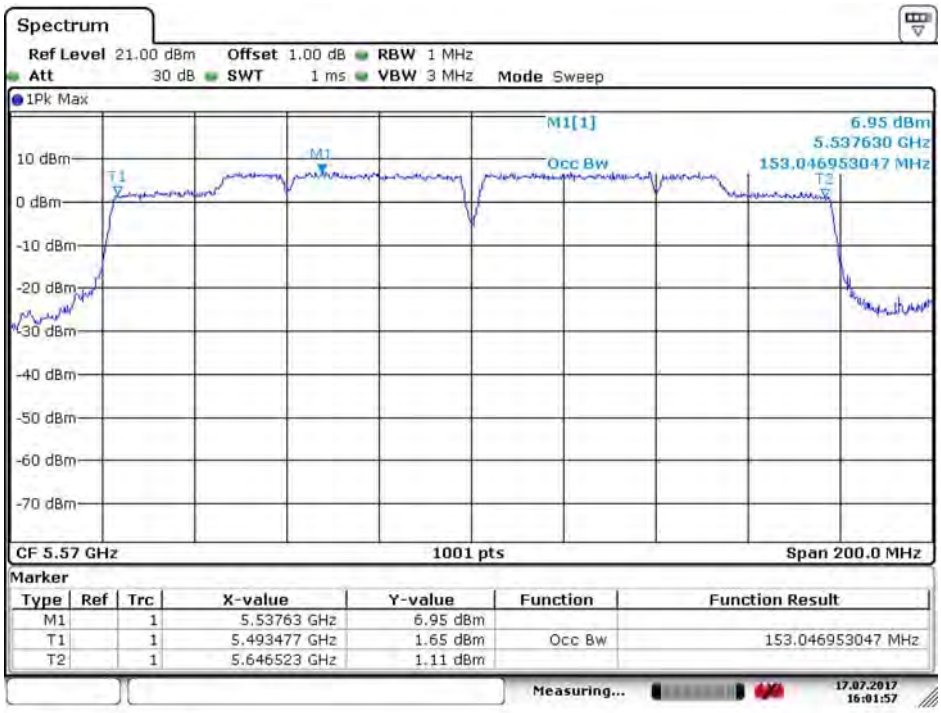

Marker

Type	Ref	Trc	X-value	Y-value	Function	Function Result
M1		1	5.53763 GHz	6.95 dBm		
T1		1	5.493477 GHz	1.65 dBm	Occ Bw	153.046953047 MHz
T2		1	5.646523 GHz	1.11 dBm		

Date: 17.JUL.2017 16:01:57

Maximum conducted output power:

Channel 50 (Chain A)

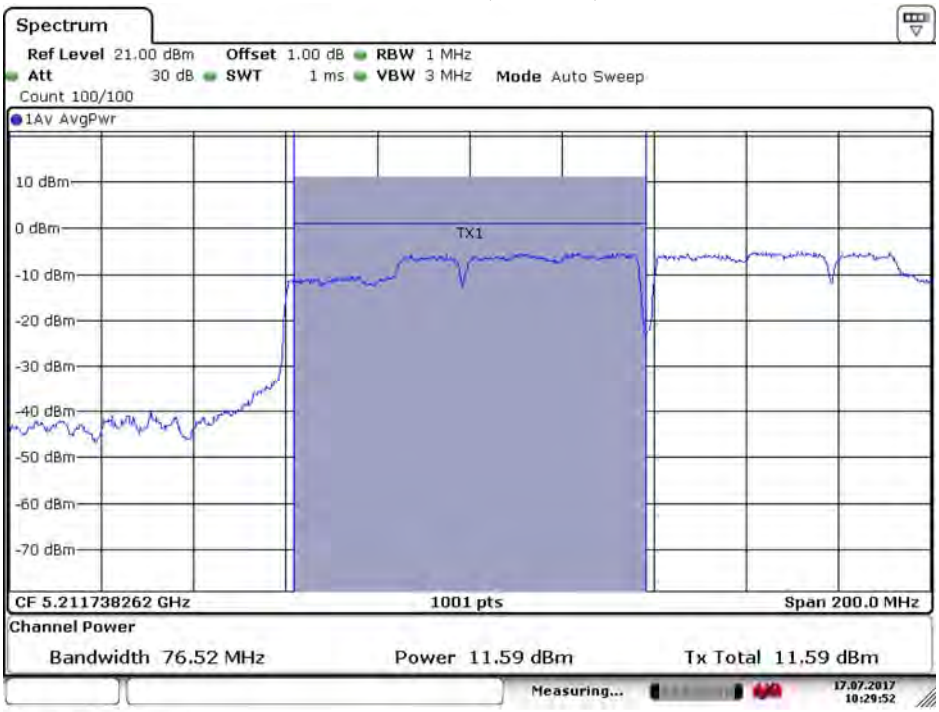

Date: 17.JUL.2017 10:29:52

Maximum conducted output power:

Channel 50 (Chain A)

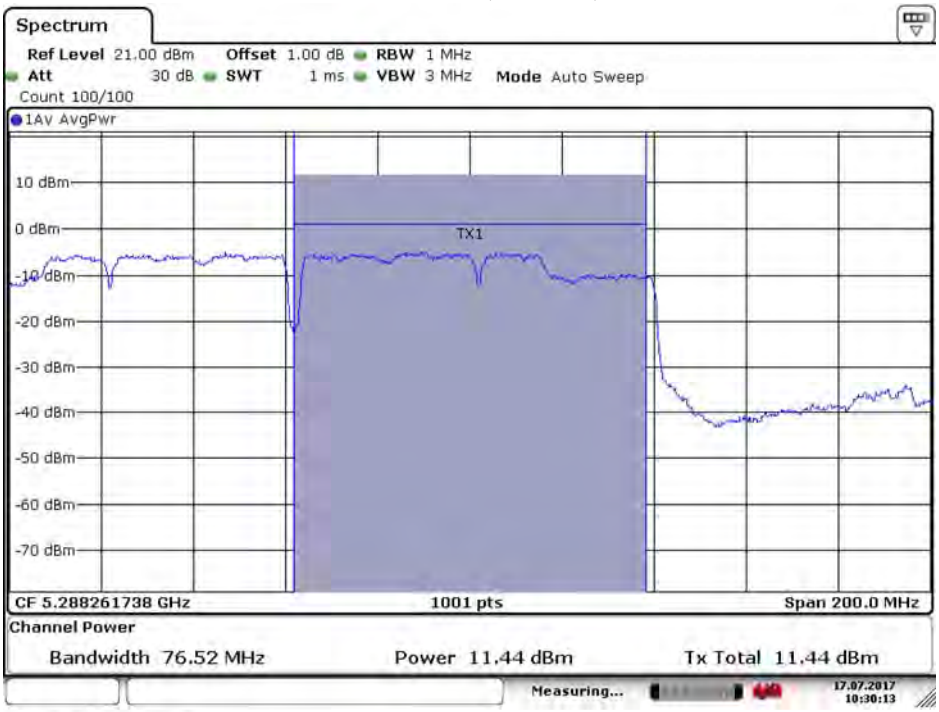

Date: 17.JUL.2017 10:30:13

Maximum conducted output power:

Channel 114 (Chain A)

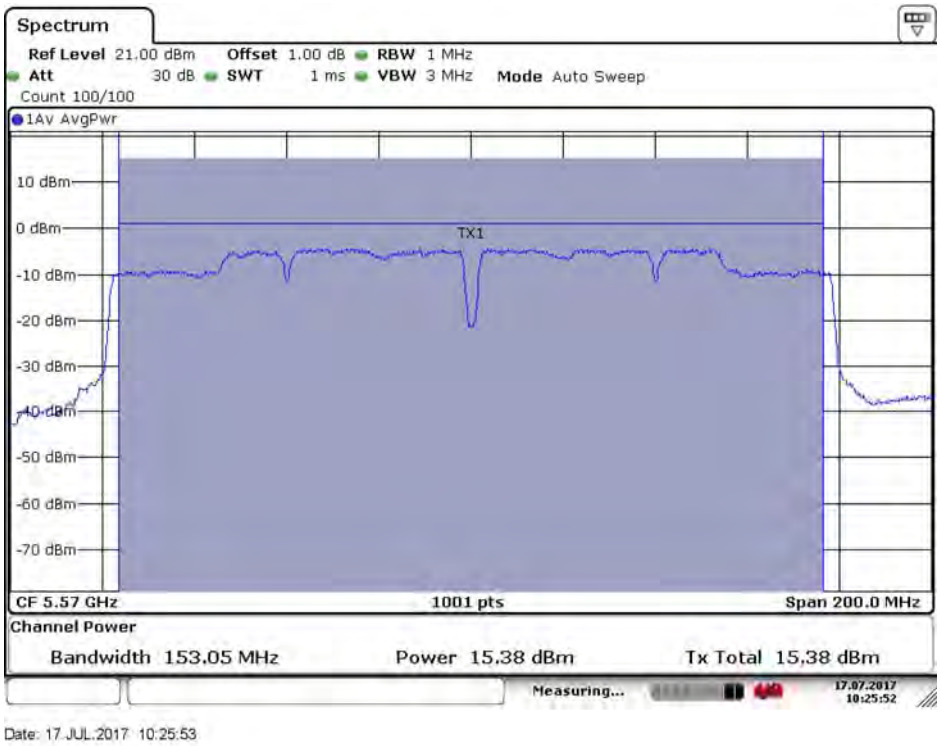

Maximum conducted output power:

Channel 50 (Chain B)

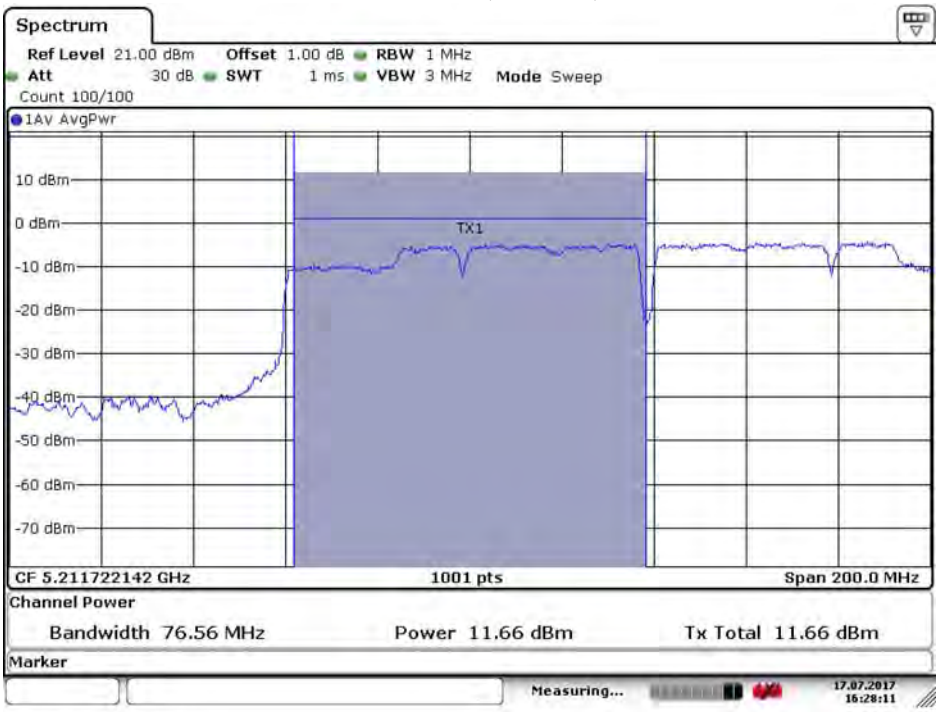

Date: 17.JUL.2017 16:28:11

Maximum conducted output power:

Channel 50 (Chain B)

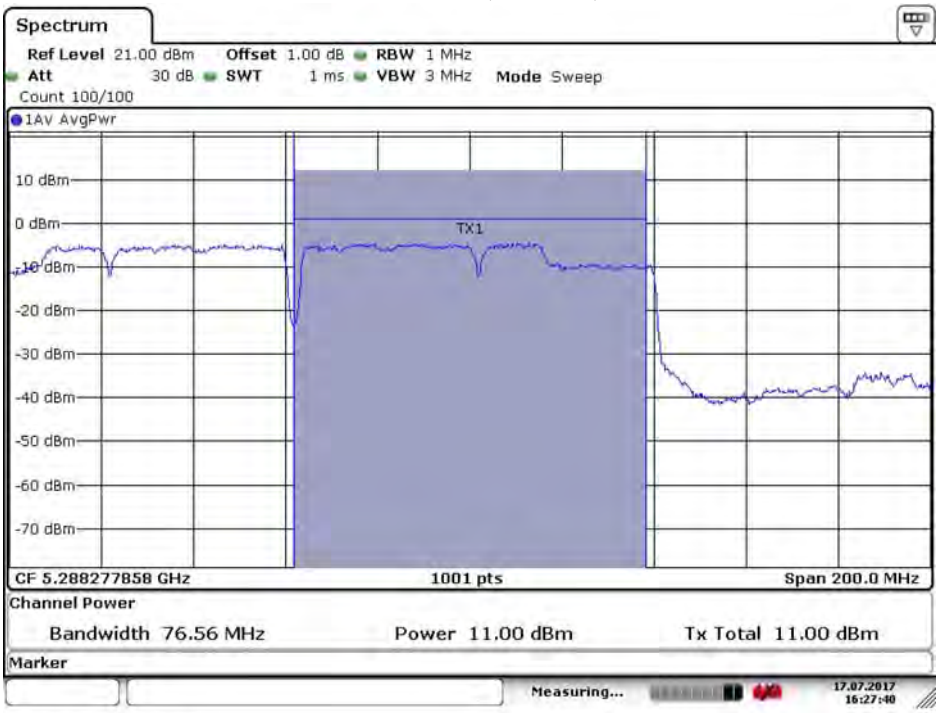

Date: 17.JUL.2017 16:27:40

Channel 114 (Chain B)

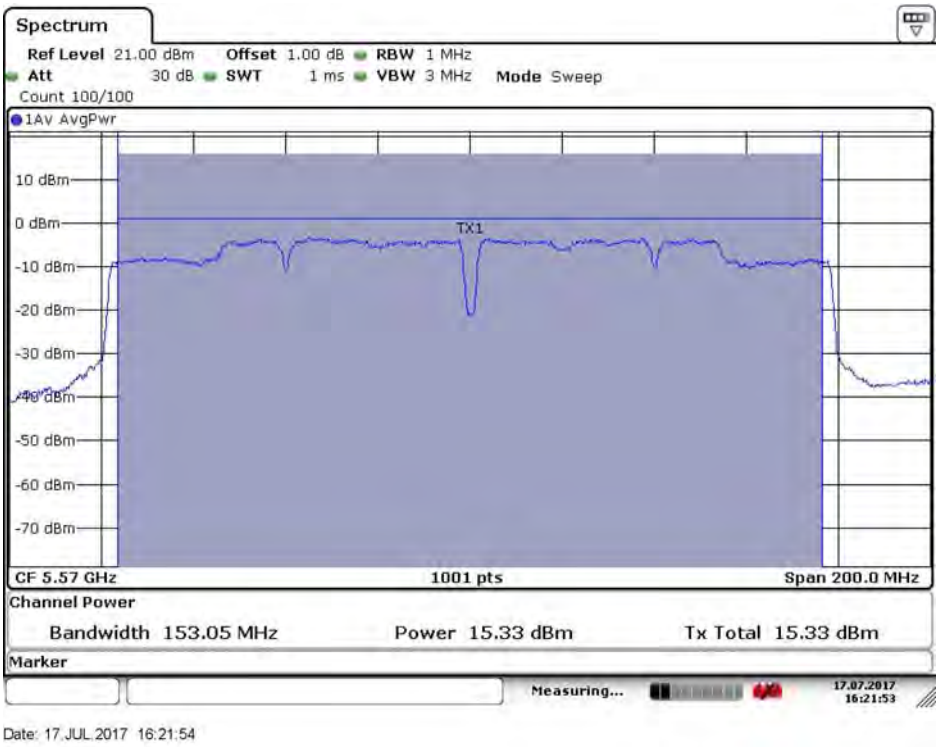

待測物名稱：Intel® Wireless-AC 9260
待測物型號：9260NGW　　測試項目：峰值發射功率
測試頻道：--　　測試模式：Mode 1: 發射器 802.11a_Beamforming
6 dB 頻寬：1MHz　　視頻頻寬：3MHz
檢測器：峰值　　環境溫度：21 ℃
測試日期：106 年 07 月 12 日　　環境濕度：53 %

Chain A

Cable loss=1dB		Maximum conducted output power								
Channel No.	Frequency (MHz)	Data Rate (Mbps)								Required Limit
		6	9	12	18	24	36	48	54	
		Measurement Level (dBm)								
36	5180	18.98	--	--	--	--	--	--	--	<24dBm
44	5220	19.49	19.32	19.24	19.18	19.03	18.95	18.88	18.71	<24dBm
48	5240	19.45	--	--	--	--	--	--	--	<24dBm
52	5260	19.45	--	--	--	--	--	--	--	<24dBm
60	5300	19.43	19.36	19.28	19.12	19.08	18.93	18.87	18.63	<24dBm
64	5320	19.11	--	--	--	--	--	--	--	<24dBm
100	5500	18.65	--	--	--	--	--	--	--	<24dBm
116	5580	19.91	19.86	19.76	19.66	19.58	19.42	19.38	19.20	<24dBm
140	5700	18.81	--	--	--	--	--	--	--	<24dBm
149	5745	21.42	--	--	--	--	--	--	--	<30dBm
157	5785	21.53	21.47	21.38	21.23	21.14	21.06	20.93	20.84	<30dBm
165	5825	21.16	--	--	--	--	--	--	--	<30dBm

Note: Maximum conducted output power Value =Reading value on average power meter + cable loss

Chain B

Cable loss=1dB		Maximum conducted output power								
Channel No.	Frequency (MHz)	Data Rate (Mbps)								Required Limit
		6	9	12	18	24	36	48	54	
		Measurement Level (dBm)								
36	5180	18.94	--	--	--	--	--	--	--	<24dBm
44	5220	19.65	19.53	19.47	19.36	19.28	19.11	19.07	18.99	<24dBm
48	5240	19.69	--	--	--	--	--	--	--	<24dBm
52	5260	19.59	--	--	--	--	--	--	--	<24dBm
60	5300	19.81	19.76	19.63	19.54	19.42	19.33	19.28	19.11	<24dBm
64	5320	19.67	--	--	--	--	--	--	--	<24dBm
100	5500	18.93	--	--	--	--	--	--	--	<24dBm
116	5580	20.17	20.05	19.97	19.82	19.76	19.63	19.54	19.44	<24dBm
140	5700	19.03	--	--	--	--	--	--	--	<24dBm
149	5745	21.54	--	--	--	--	--	--	--	<30dBm
157	5785	21.32	21.26	21.18	21.05	20.98	20.83	20.71	20.64	<30dBm
165	5825	20.66	--	--	--	--	--	--	--	<30dBm

Note: Maximum conducted output power Value =Reading value on average power meter + cable loss

Maximum conducted output power Measurement:

Chain A+ B

Channel Number	Frequency (MHz)	99% Bandwidth (MHz)	Chain A Power (dBm)	Chain B Power (dBm)	Output Power (dBm)	Output Power Limit	
						(dBm)	dBm+10log(BW)
36	5180	--	18.98	18.94	21.97	24	--
44	5220	--	19.49	19.65	22.58	24	--
48	5240	--	19.45	19.69	22.58	24	--
52	5260	19.180	19.45	19.59	22.53	24	23.83
60	5300	19.880	19.43	19.81	22.63	24	23.98
64	5320	19.330	19.11	19.67	22.41	24	23.86
100	5500	18.281	18.65	18.93	21.80	24	23.62
116	5580	19.130	19.91	20.17	23.05	24	23.82
140	5700	18.281	18.81	19.03	21.93	24	23.62
149	5745	--	21.42	21.54	24.49	30	--
157	5785	--	21.53	21.32	24.44	30	--
165	5825	--	21.16	20.66	23.93	30	--

Note:

1. Output Power (dBm) = 10LOG (Chain A Power (mW)+ Chain B Power (mW))
2. 99% Bandwidth is the bandwidth of chain A or chain B whichever is less bandwidth, output power limitation is more stringent.

99% Occupied Bandwidth:

Channel 52: Chain A

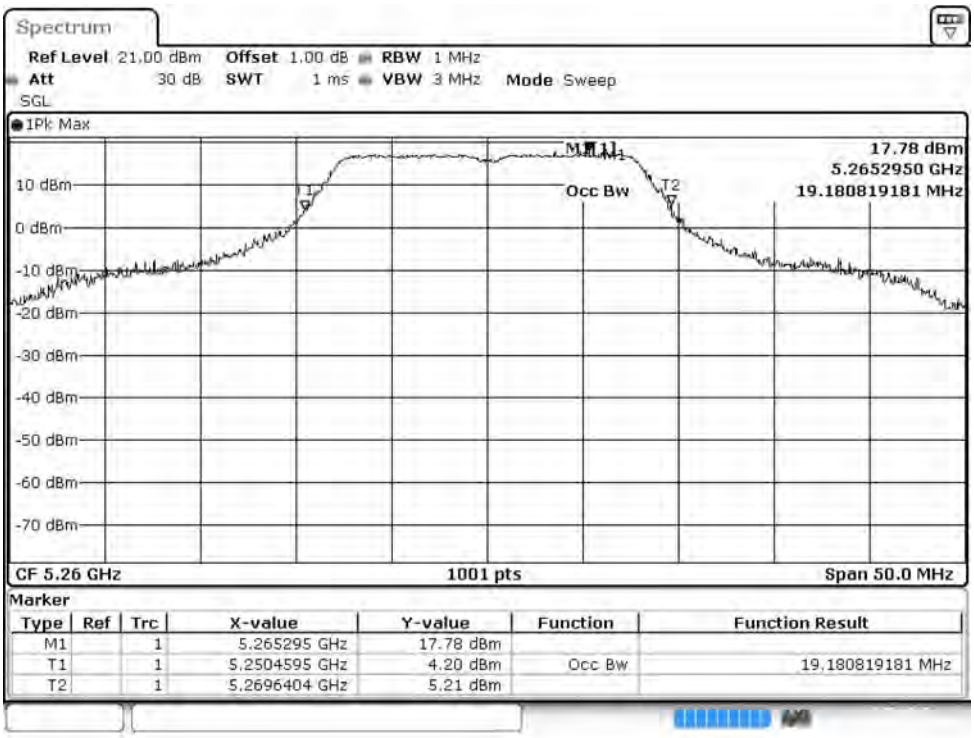

Channel 52: Chain B

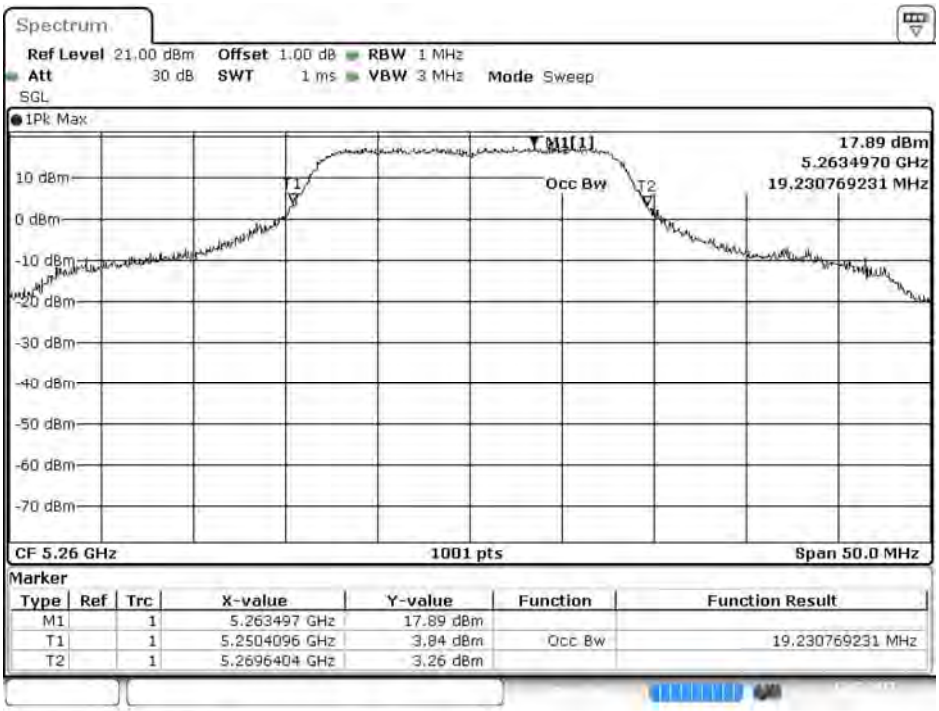

Date: 12.JUL.2017 14:29:50

Channel 60: Chain A

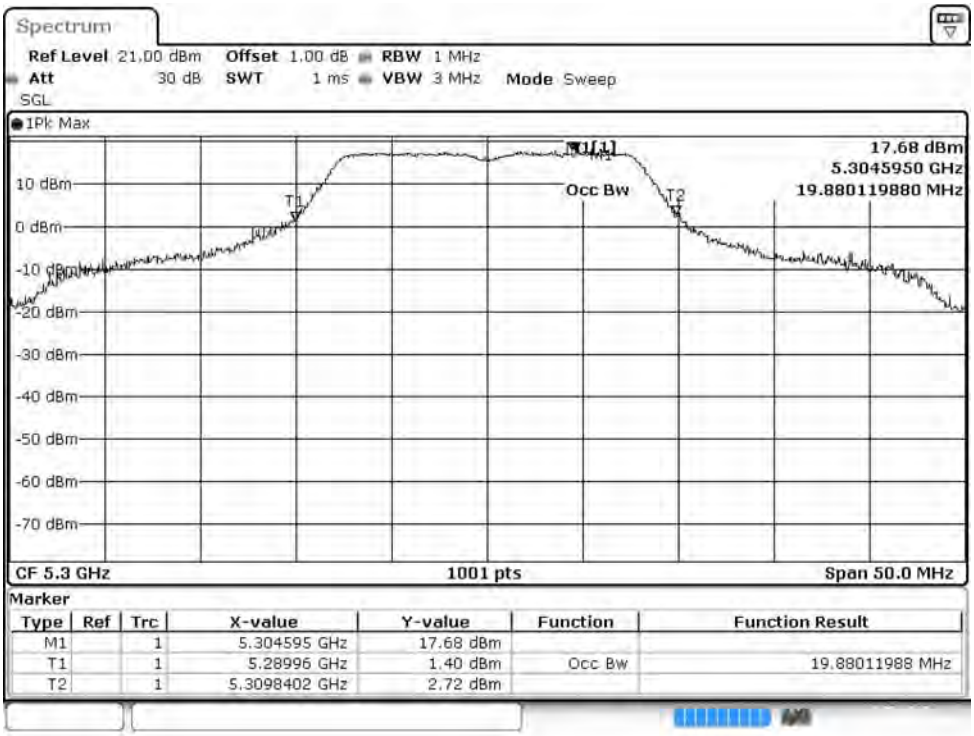

Channel 60: Chain B

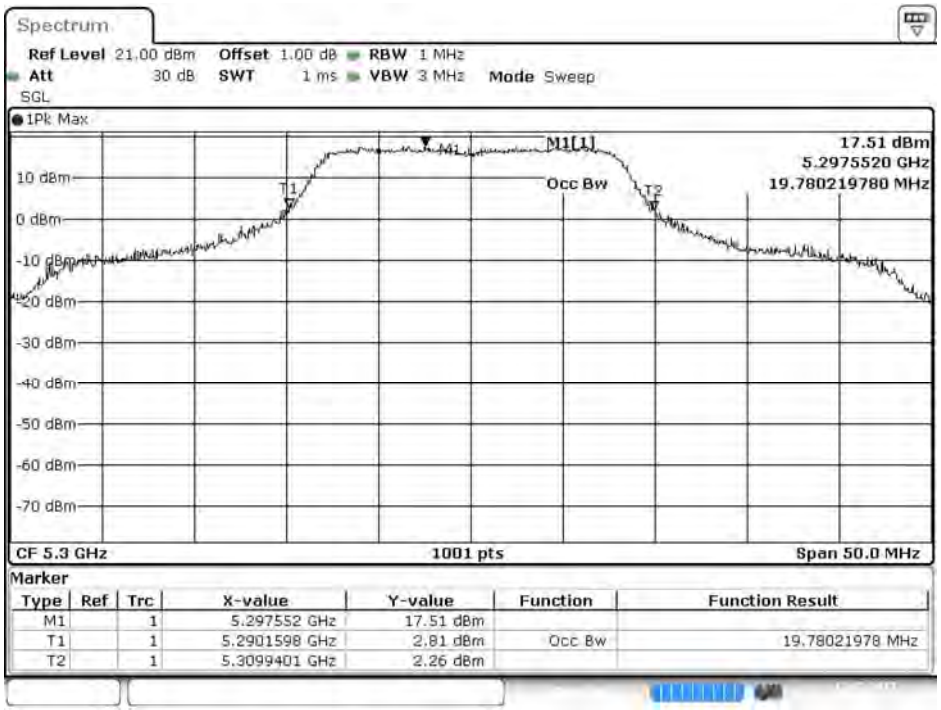

Date: 12.JUL.2017 14:34:11

Channel 64: Chain A

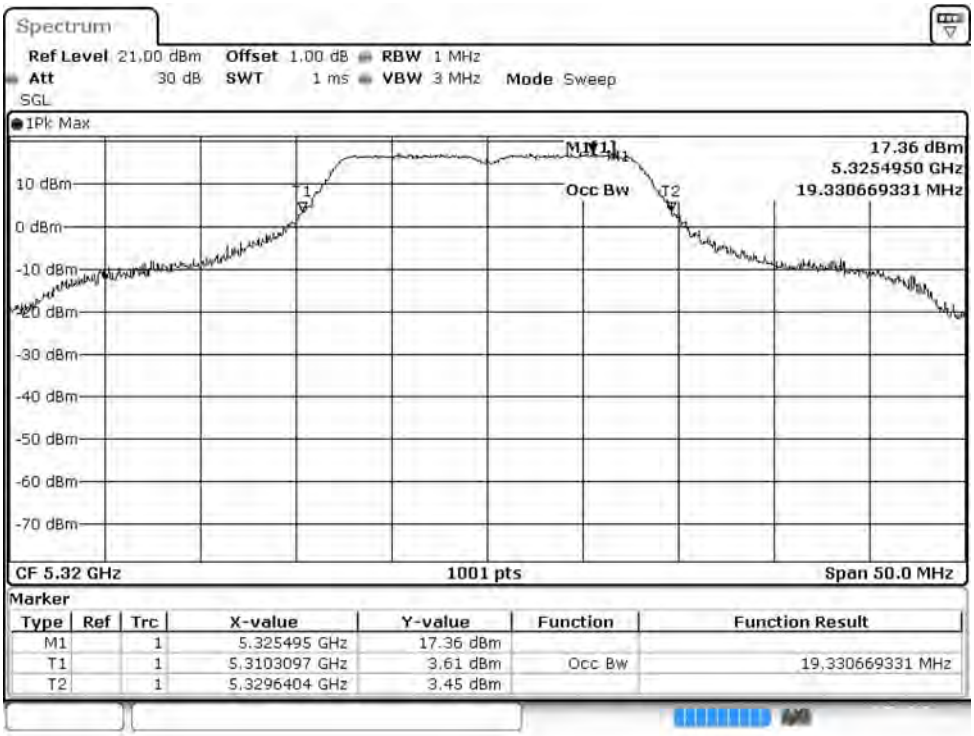

Channel 64: Chain B

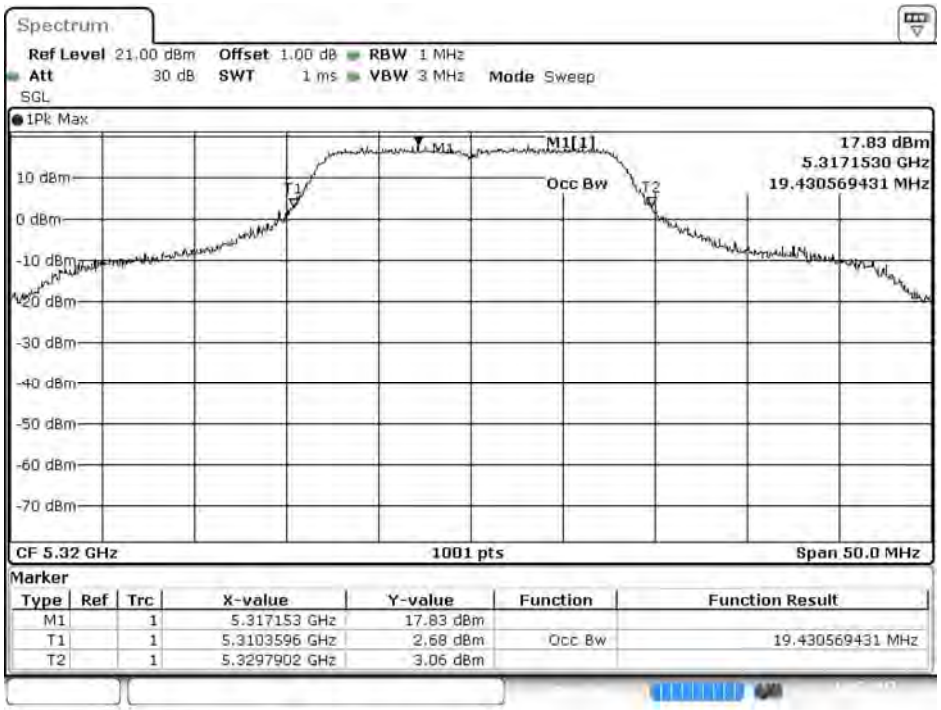

Date: 12.JUL.2017 14:43:06

Channel 100: Chain A

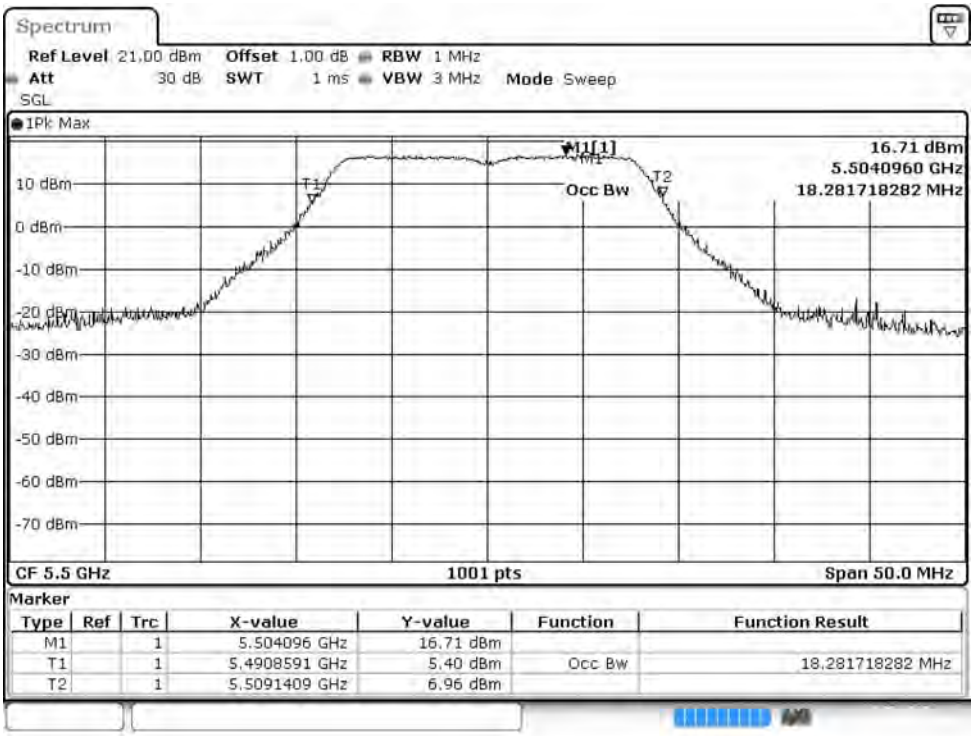

Channel 100: Chain B

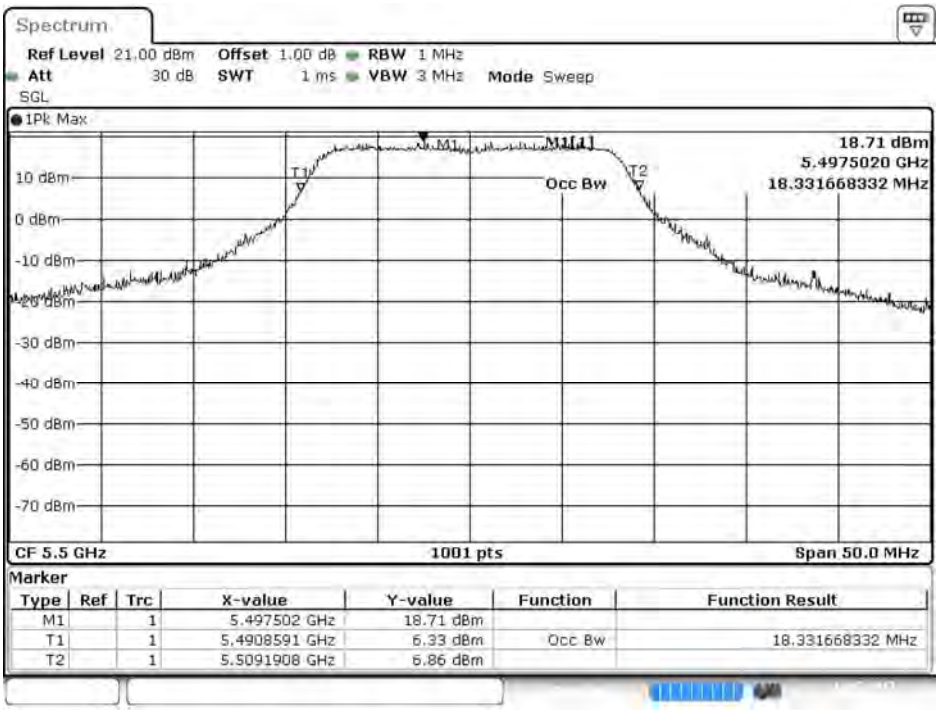

Date: 12.JUL.2017 14:44:54

Channel 116: Chain A

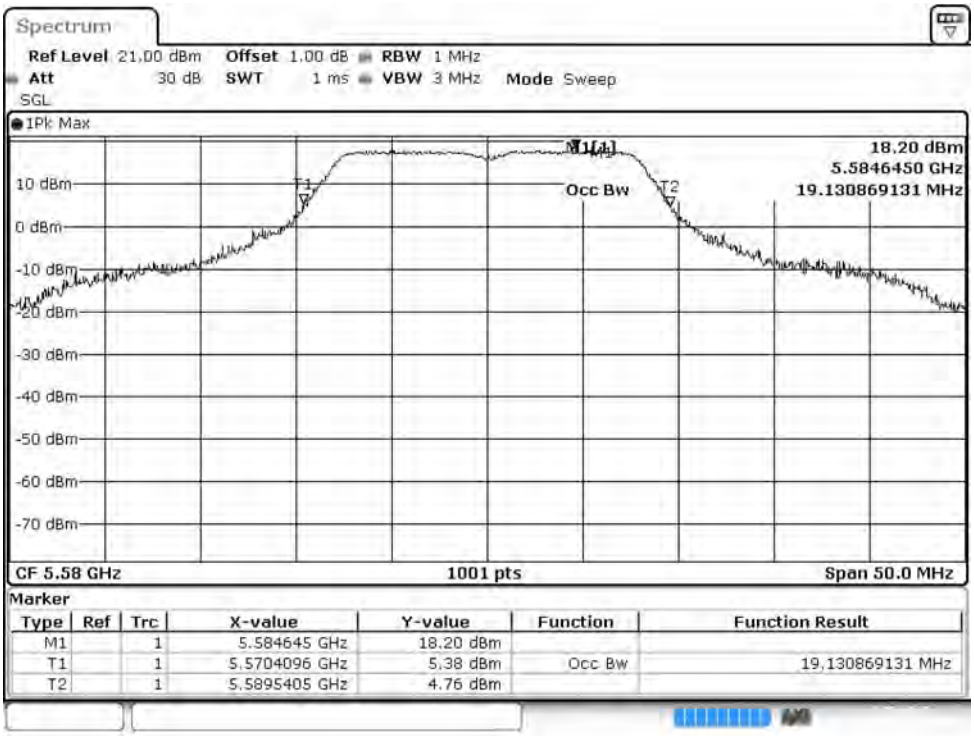

Channel 116: Chain B

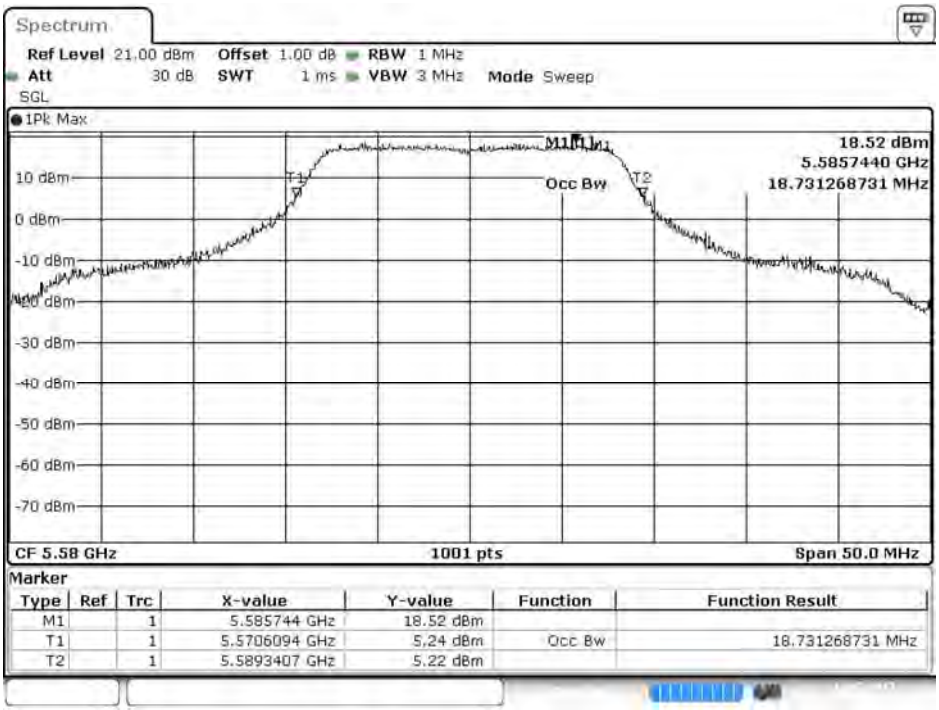

Date: 12.JUL.2017 14:51:43

Channel 140: Chain A

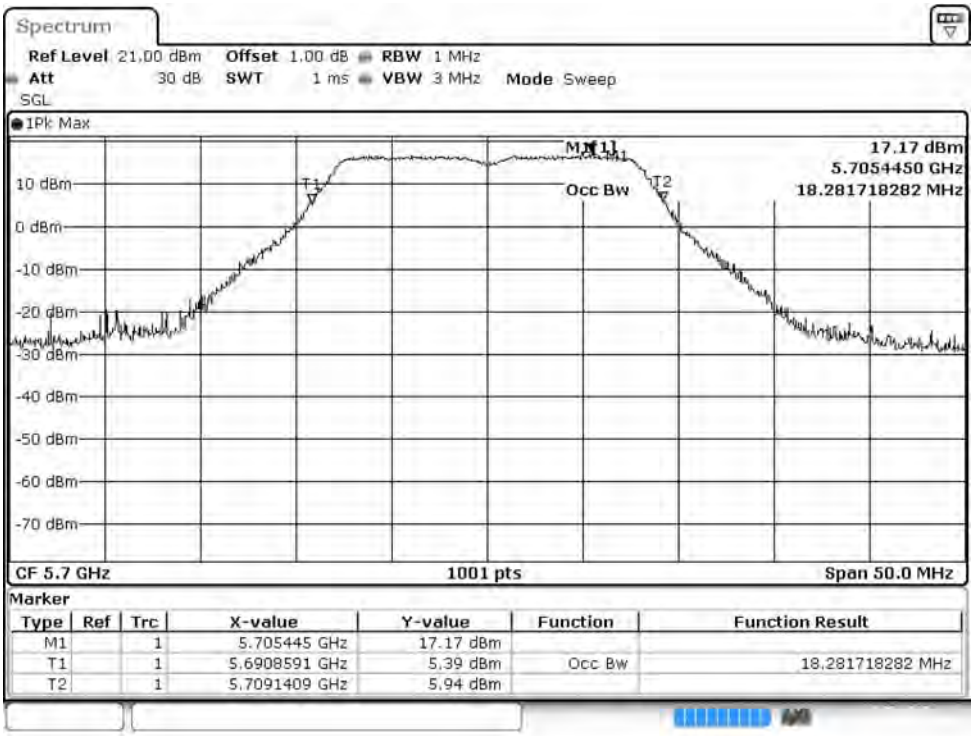

Channel 140: Chain B

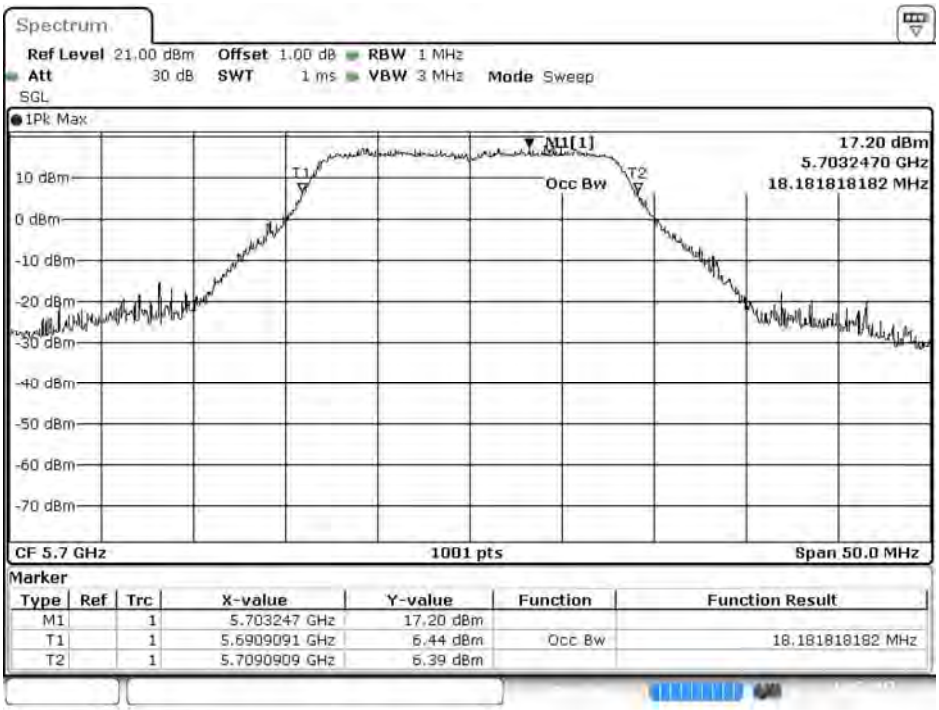

Date: 12.JUL.2017 14:55:16

待測物名稱：Intel® Wireless-AC 9260
待測物型號：9260NGW　　測試項目：峰值發射功率
測試頻道：--　　測試模式：Mode 1: 發射器 802.11n-20BW_Beamforming
6 dB 頻寬：1MHz　　視頻頻寬：3MHz
檢測器：峰值　　環境溫度：21 ℃
測試日期：106 年 07 月 12 日　　環境濕度：53 %

Chain A

Cable loss=1dB		Maximum conducted output power								
Channel No.	Frequency (MHz)	Data Rate (Mbps)								Required Limit
		HT8	HT9	HT10	HT11	HT12	HT13	HT14	HT15	
		Measurement Level (dBm)								
36	5180	18.75	--	--	--	--	--	--	--	<24dBm
44	5220	19.95	19.85	19.73	19.64	19.58	19.42	19.38	19.26	<24dBm
48	5240	19.91	--	--	--	--	--	--	--	<24dBm
52	5260	19.9	--	--	--	--	--	--	--	<24dBm
60	5300	19.78	19.66	19.53	19.48	19.32	19.29	19.14	19.05	<24dBm
64	5320	19.12	--	--	--	--	--	--	--	<24dBm
100	5500	18.7	--	--	--	--	--	--	--	<24dBm
116	5580	19.9	19.83	19.74	19.68	19.52	19.48	19.33	19.25	<24dBm
140	5700	18.83	--	--	--	--	--	--	--	<24dBm
149	5745	21.43	--	--	--	--	--	--	--	<30dBm
157	5785	21.36	21.27	21.13	21.05	20.93	20.87	20.74	20.6	<30dBm
165	5825	21.01	--	--	--	--	--	--	--	<30dBm

Note: Maximum conducted output power Value =Reading value on average power meter + cable loss

Chain B

Cable loss=1dB		Maximum conducted output power								
Channel No.	Frequency (MHz)	Data Rate (Mbps)								Required Limit
		HT8	HT9	HT10	HT11	HT12	HT13	HT14	HT15	
		Measurement Level (dBm)								
36	5180	18.77	--	--	--	--	--	--	--	<24dBm
44	5220	20.09	19.97	19.83	19.74	19.63	19.52	19.48	19.37	<24dBm
48	5240	20.23	--	--	--	--	--	--	--	<24dBm
52	5260	20.22	--	--	--	--	--	--	--	<24dBm
60	5300	20.23	20.17	20.03	19.93	19.82	19.76	19.66	19.52	<24dBm
64	5320	19.59	--	--	--	--	--	--	--	<24dBm
100	5500	18.77	--	--	--	--	--	--	--	<24dBm
116	5580	20.11	20.03	19.98	19.83	19.73	19.66	19.52	19.42	<24dBm
140	5700	19.05	--	--	--	--	--	--	--	<24dBm
149	5745	21.45	--	--	--	--	--	--	--	<30dBm
157	5785	21.4	21.36	21.22	21.17	21.05	20.93	20.85	20.71	<30dBm
165	5825	20.35	--	--	--	--	--	--	--	<30dBm

Note: Maximum conducted output power Value =Reading value on average power meter + cable loss

Maximum conducted output power Measurement:

Chain A+ B

Channel Number	Frequency (MHz)	99% Bandwidth (MHz)	Chain A Power (dBm)	Chain B Power (dBm)	Output Power (dBm)	Output Power Limit	
						(dBm)	dBm+10log(BW)
36	5180	--	18.75	18.77	21.77	24	--
44	5220	--	19.95	20.09	23.03	24	--
48	5240	--	19.91	20.23	23.08	24	--
52	5260	20.979	19.9	20.22	23.07	24	24.22
60	5300	20.979	19.78	20.23	23.02	24	24.22
64	5320	19.980	19.12	19.59	22.37	24	24.01
100	5500	19.280	18.7	18.77	21.75	24	23.85
116	5580	19.630	19.9	20.11	23.02	24	23.93
140	5700	19.280	18.83	19.05	21.95	24	23.85
149	5745	--	21.43	21.45	24.45	30	--
157	5785	--	21.36	21.4	24.39	30	--
165	5825	--	21.01	20.35	23.70	30	--

Note:

1. Output Power (dBm) = 10LOG (Chain A Power (mW)+ Chain B Power (mW))
2. 99% Bandwidth is the bandwidth of chain A or chain B whichever is less bandwidth, output power limitation is more stringent.

99% Occupied Bandwidth:

Channel 52: Chain A

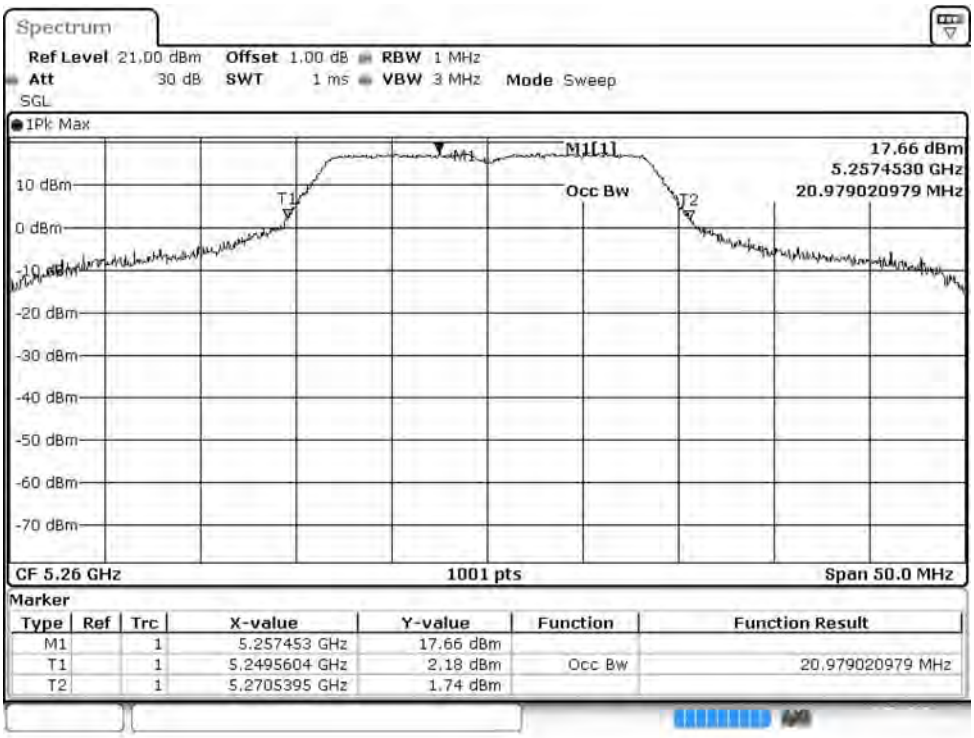

Channel 52: Chain B

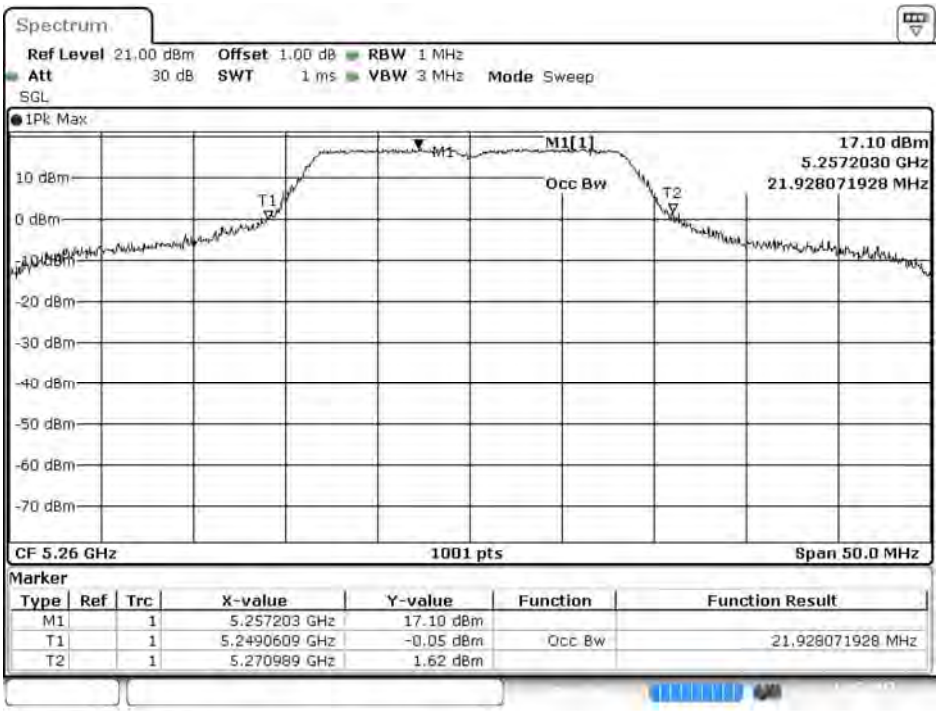

Date: 12.JUL.2017 15:03:58

Channel 60: Chain A

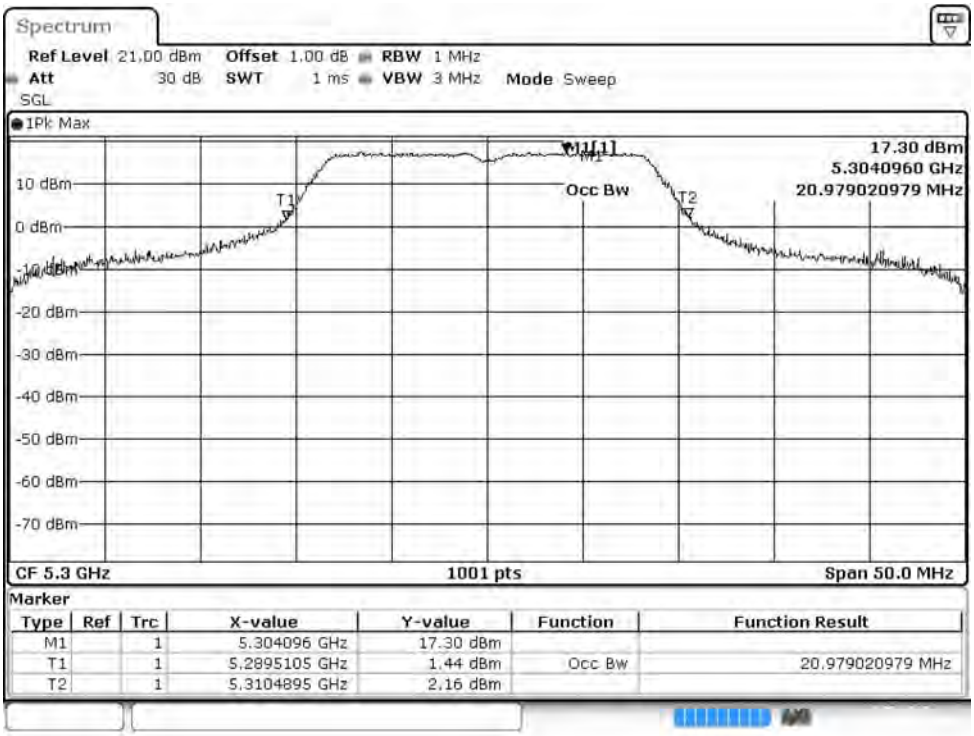

Channel 60: Chain B

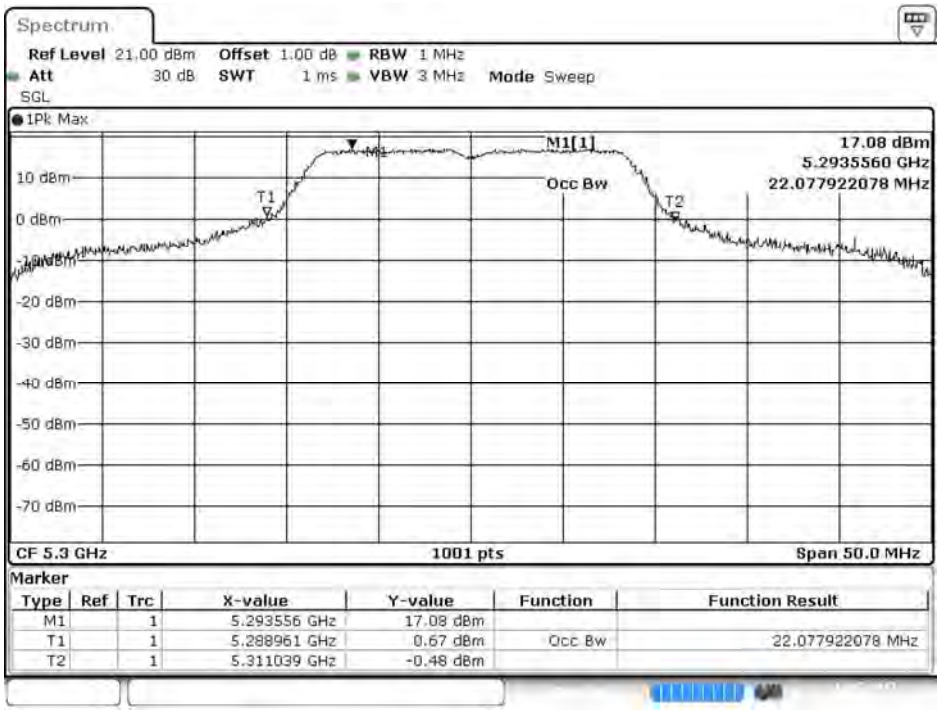

Date: 12.JUL.2017 15:10:00

Channel 64: Chain A

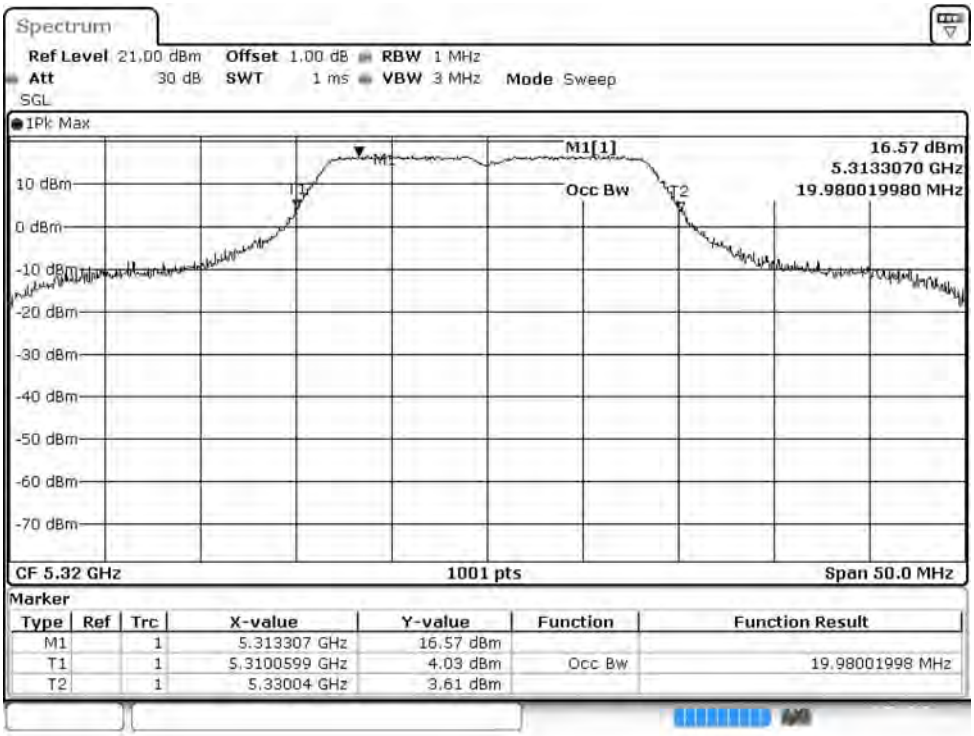

Channel 64: Chain B

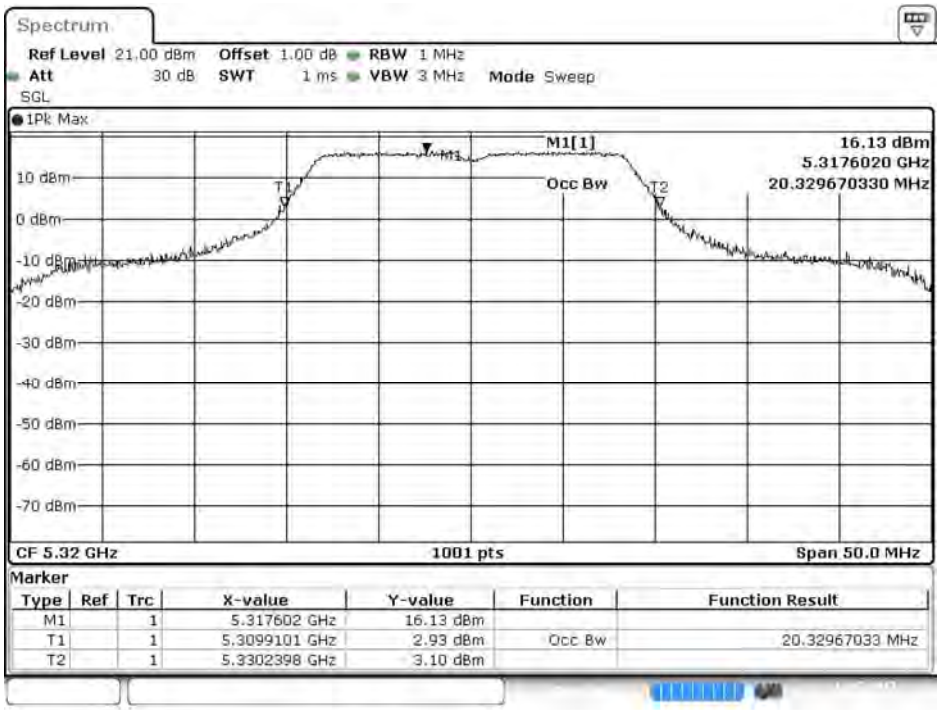

Date: 12.JUL.2017 15:12:03

Channel 100: Chain A

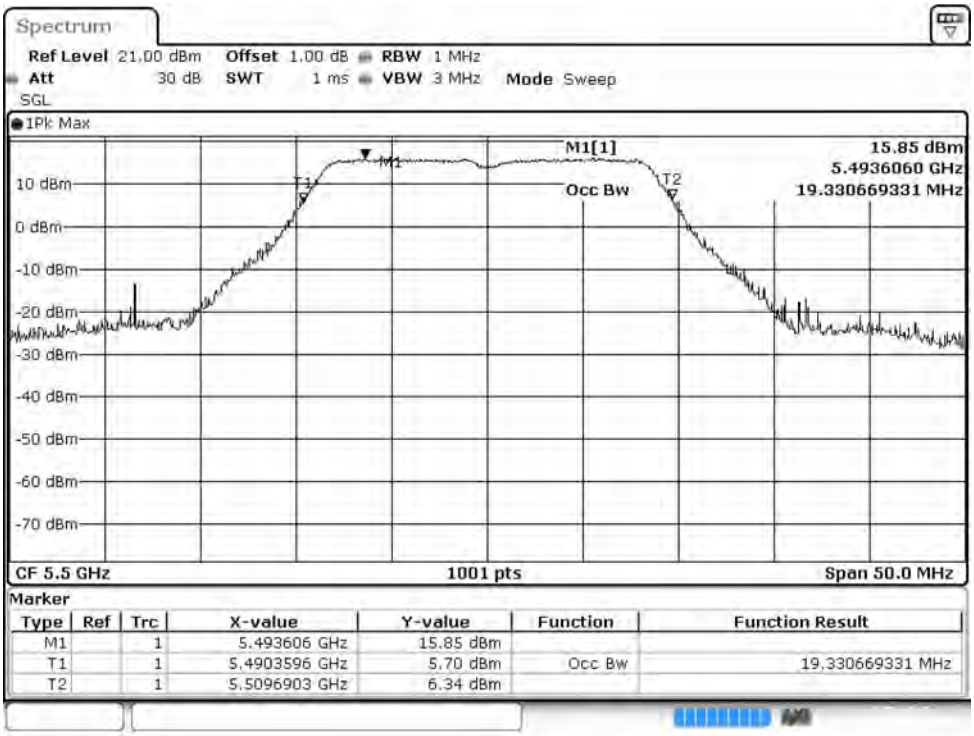

Channel 100: Chain B

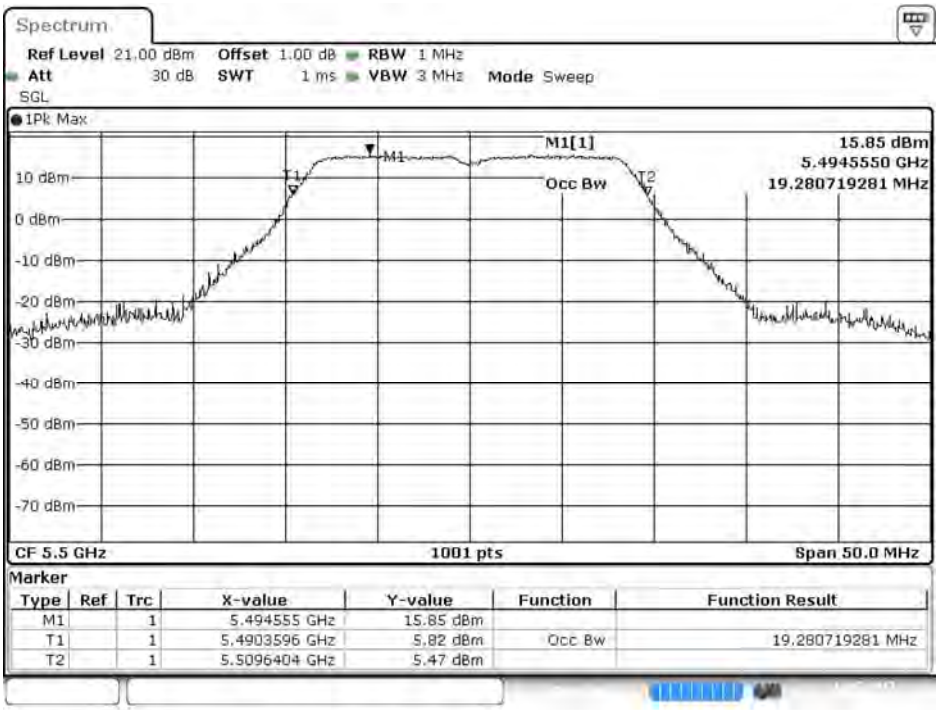

Date: 12.JUL.2017 15:13:52

Channel 116: Chain A

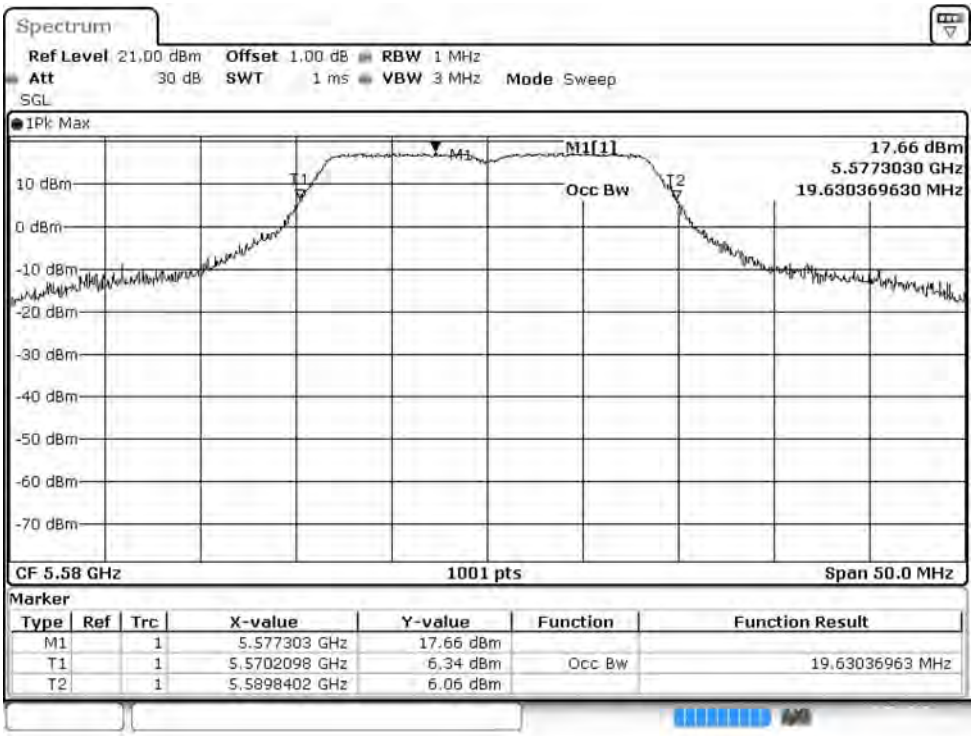

Channel 116: Chain B

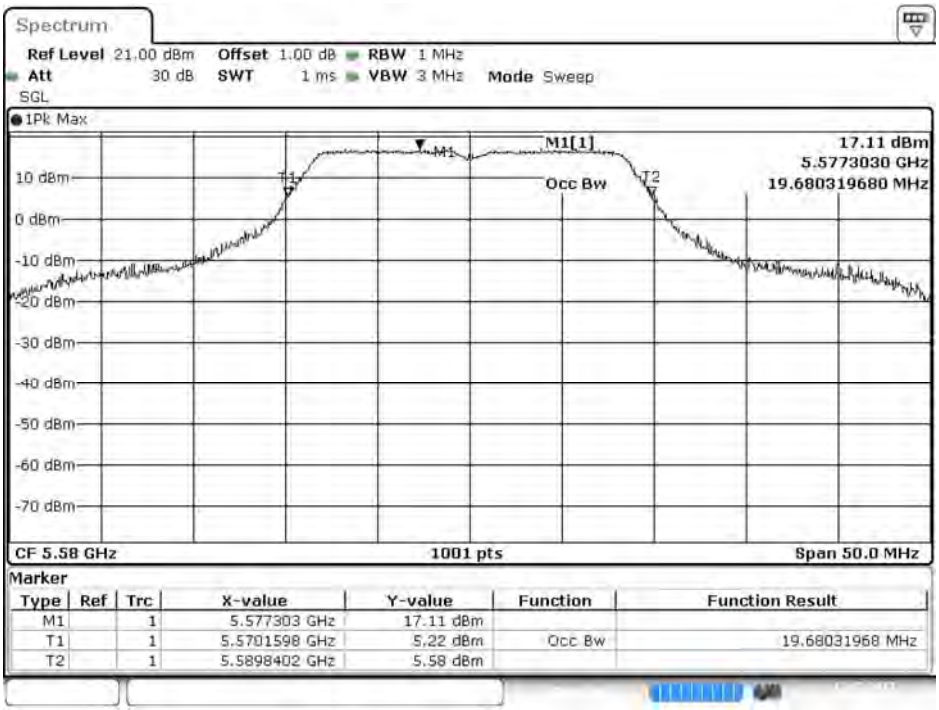

Date: 12.JUL.2017 15:16:25

Channel 140: Chain A

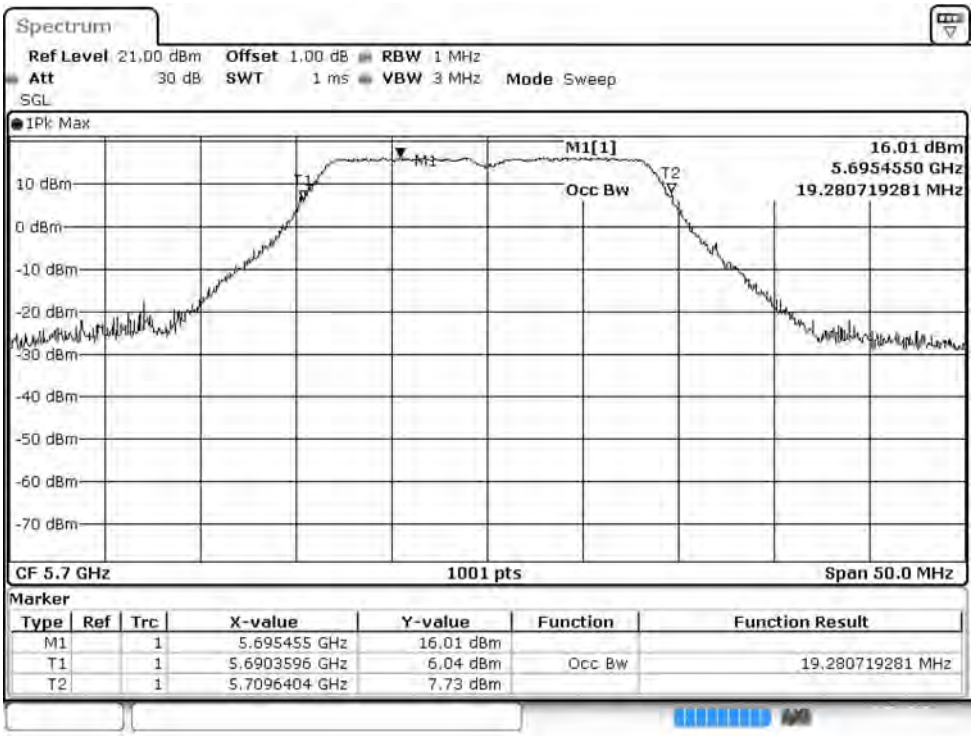

Channel 140: Chain B

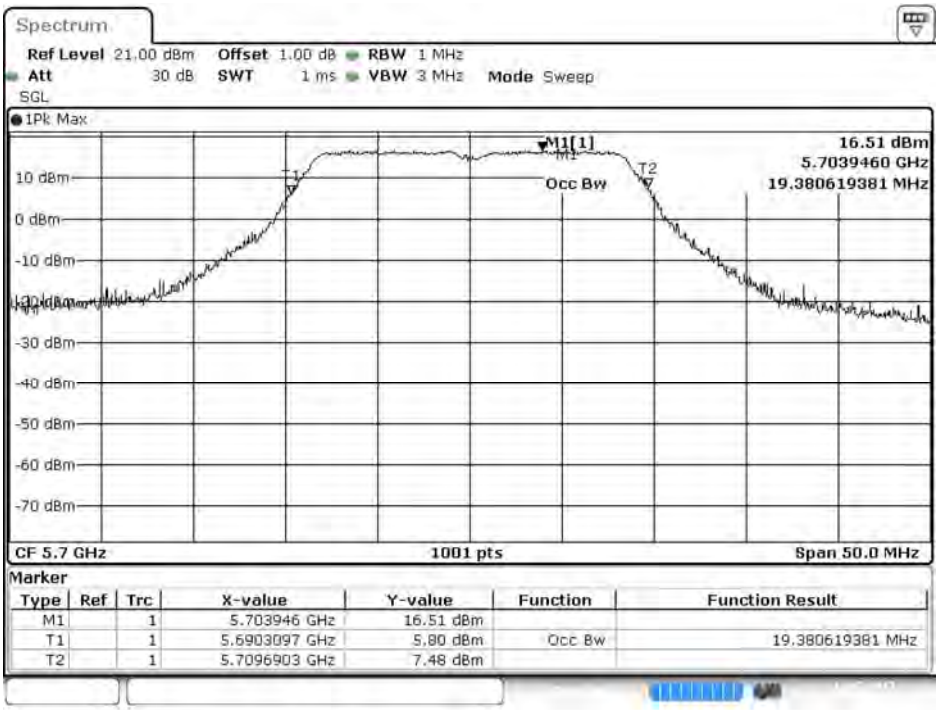

Date: 12.JUL.2017 15:20:31

待測物名稱：Intel® Wireless-AC 9260
待測物型號：9260NGW　　測試項目：峰值發射功率
測試頻道：--　　測試模式：Mode 1: 發射器 802.11n-40BW_Beamforming
6 dB 頻寬：1MHz　　視頻頻寬：3MHz
檢測器：峰值　　環境溫度：21 ℃
測試日期：106 年 07 月 12 日　　環境濕度：53 %

Chain A

Cable loss=1dB		Maximum conducted output power								
Channel No.	Frequency (MHz)	Data Rate (Mbps)								Required Limit
		HT8	HT9	HT10	HT11	HT12	HT13	HT14	HT15	
		Measurement Level (dBm)								
38	5190	18.61	--	--	--	--	--	--	--	<24dBm
46	5230	19.9	19.83	19.74	19.63	19.58	19.42	19.32	19.28	<24dBm
54	5270	19.83	--	--	--	--	--	--	--	<24dBm
62	5310	15.15	15.03	14.99	14.83	14.79	14.62	14.54	14.46	<24dBm
102	5510	17.04	--	--	--	--	--	--	--	<24dBm
110	5550	19.7	19.61	19.58	19.43	19.35	19.29	19.15	19.08	<24dBm
134	5670	19.71	--	--	--	--	--	--	--	<24dBm
151	5755	19.11	--	--	--	--	--	--	--	<30dBm
159	5795	18.41	18.36	18.27	18.16	18.05	17.99	17.86	17.71	<30dBm

Note: Maximum conducted output power Value =Reading value on average power meter + cable loss

Chain B

Cable loss=1dB		Maximum conducted output power								
Channel No.	Frequency (MHz)	Data Rate (Mbps)								Required Limit
		HT8	HT9	HT10	HT11	HT12	HT13	HT14	HT15	
		Measurement Level (dBm)								
38	5190	18.77	--	--	--	--	--	--	--	<24dBm
46	5230	20.25	20.17	20.03	19.97	19.83	19.76	19.63	19.52	<24dBm
54	5270	20.12	--	--	--	--	--	--	--	<24dBm
62	5310	15.59	15.47	15.36	15.22	15.18	15.02	14.99	14.83	<24dBm
102	5510	17.25	--	--	--	--	--	--	--	<24dBm
110	5550	20.31	20.25	20.17	19.94	19.83	19.74	19.68	19.55	<24dBm
134	5670	19.85	--	--	--	--	--	--	--	<24dBm
151	5755	19.15	--	--	--	--	--	--	--	<30dBm
159	5795	17.65	17.55	17.43	17.36	17.28	17.18	17.08	16.98	<30dBm

Note: Maximum conducted output power Value =Reading value on average power meter + cable loss

Maximum conducted output power Measurement:

Chain A+ B

Channel Number	Frequency (MHz)	99% Bandwidth (MHz)	Chain A Power (dBm)	Chain B Power (dBm)	Output Power (dBm)	Output Power Limit	
						(dBm)	dBm+10log(BW)
38	5190	--	18.61	18.77	21.70	24	--
46	5230	--	19.9	20.25	23.09	24	--
54	5270	37.412	19.83	20.12	22.99	24	26.73
62	5310	36.963	15.15	15.59	18.39	24	26.68
102	5510	37.062	17.04	17.25	20.16	24	26.69
110	5550	37.362	19.7	20.31	23.03	24	26.72
134	5670	37.362	19.71	19.85	22.79	24	26.72
151	5755	--	19.11	19.15	22.14	30	--
159	5795	--	18.41	17.65	21.06	30	--

Note:
1. Output Power (dBm) = 10LOG (Chain A Power (mW)+ Chain B Power (mW))
2. 99% Bandwidth is the bandwidth of chain A or chain B whichever is less bandwidth, output power limitation is more stringent.

99% Occupied Bandwidth:

Channel 54: Chain A

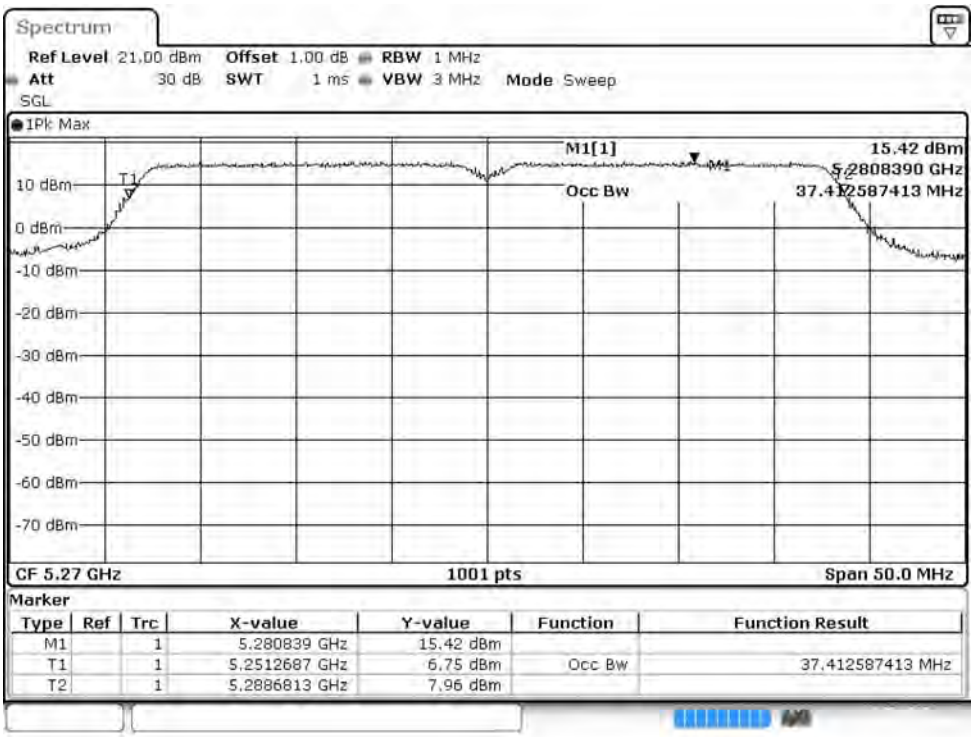

Channel 54: Chain B

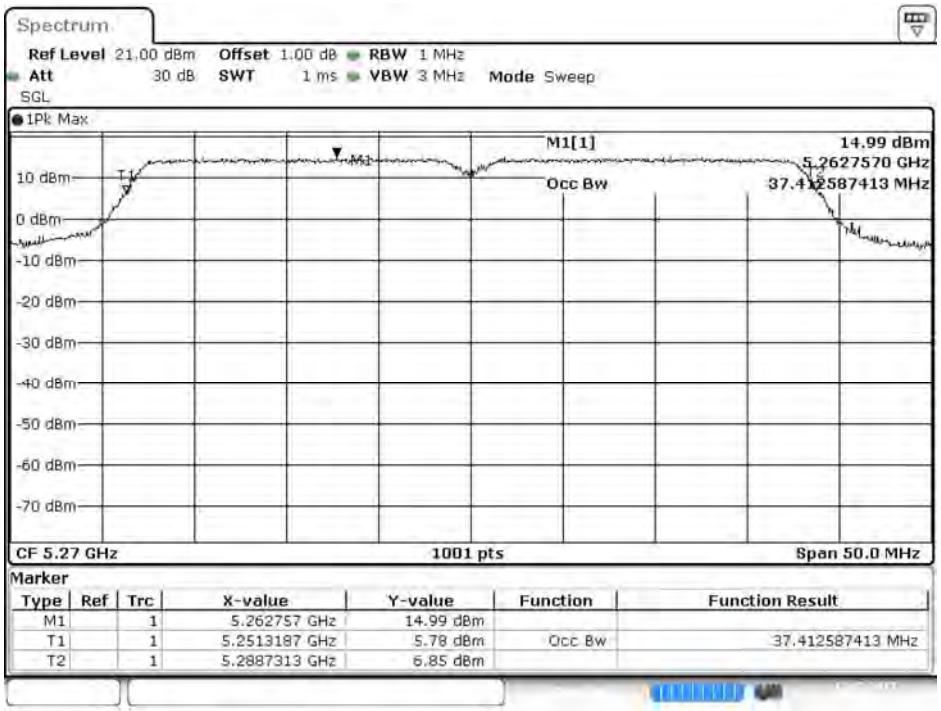

Date: 12.JUL.2017 15:26:46

Channel 62: Chain A

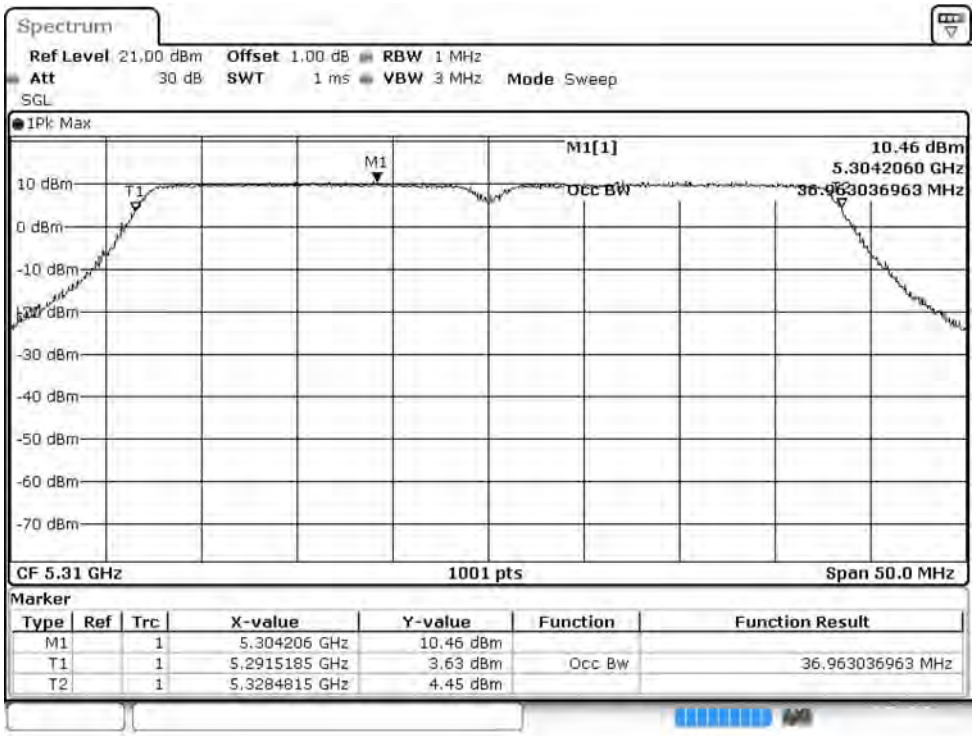

Channel 62: Chain B

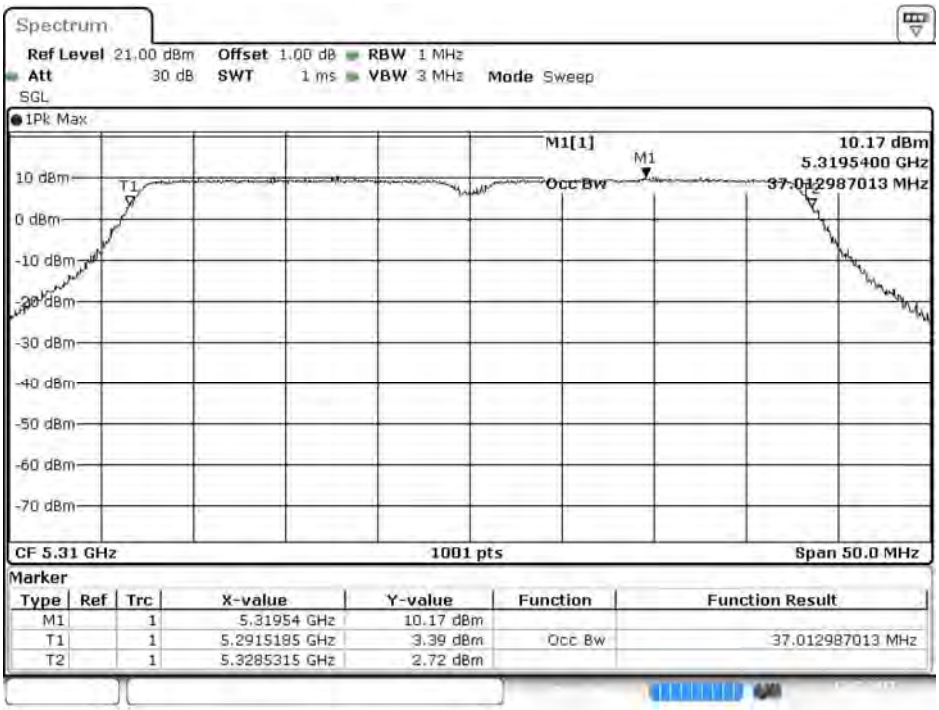

Date: 12.JUL.2017 15:28:59

Channel 102: Chain A

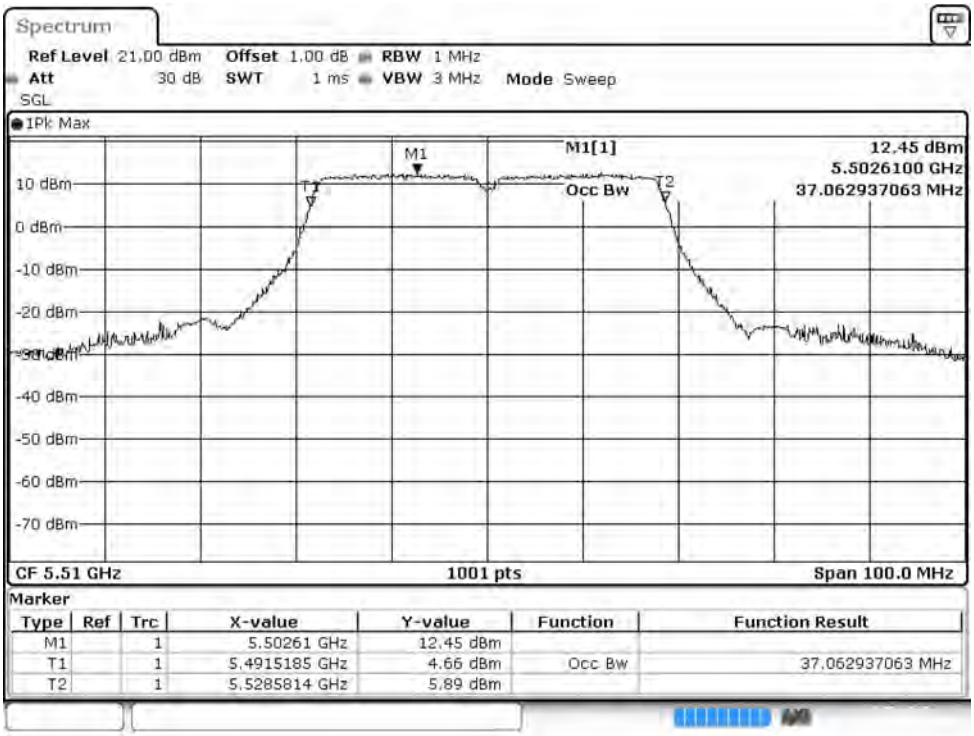

Channel 102: Chain B

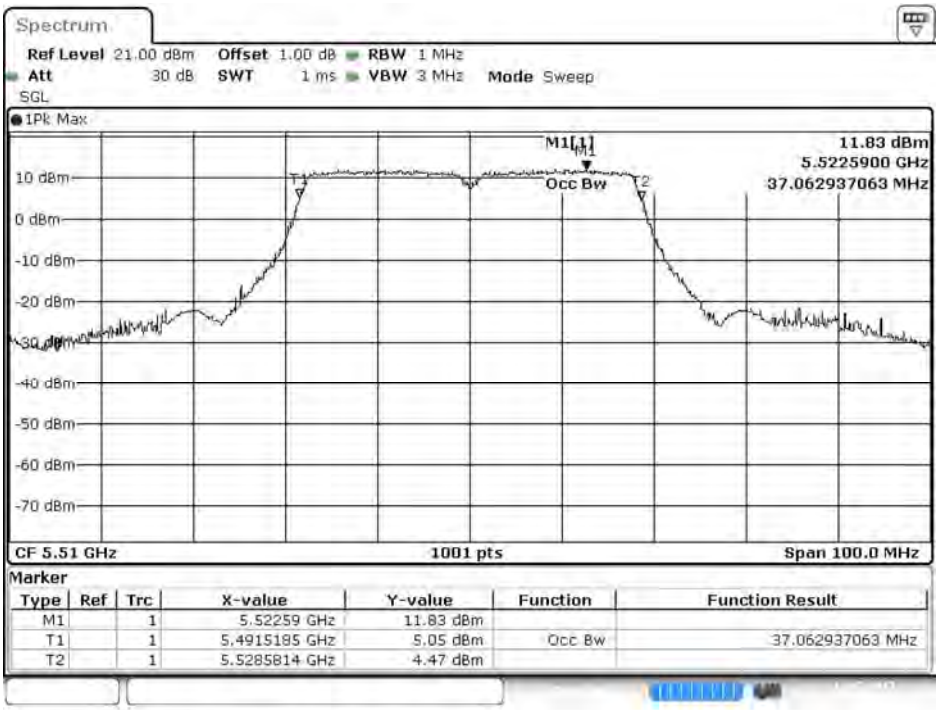

Date: 12.JUL.2017 15:31:16

Channel 110: Chain A

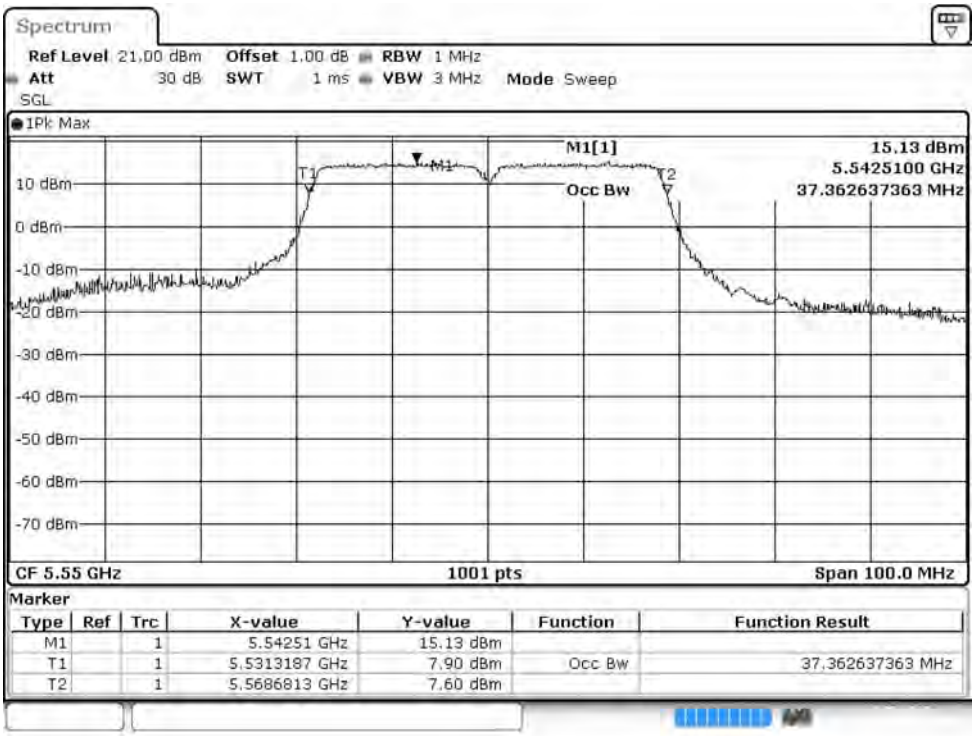

Channel 110: Chain B

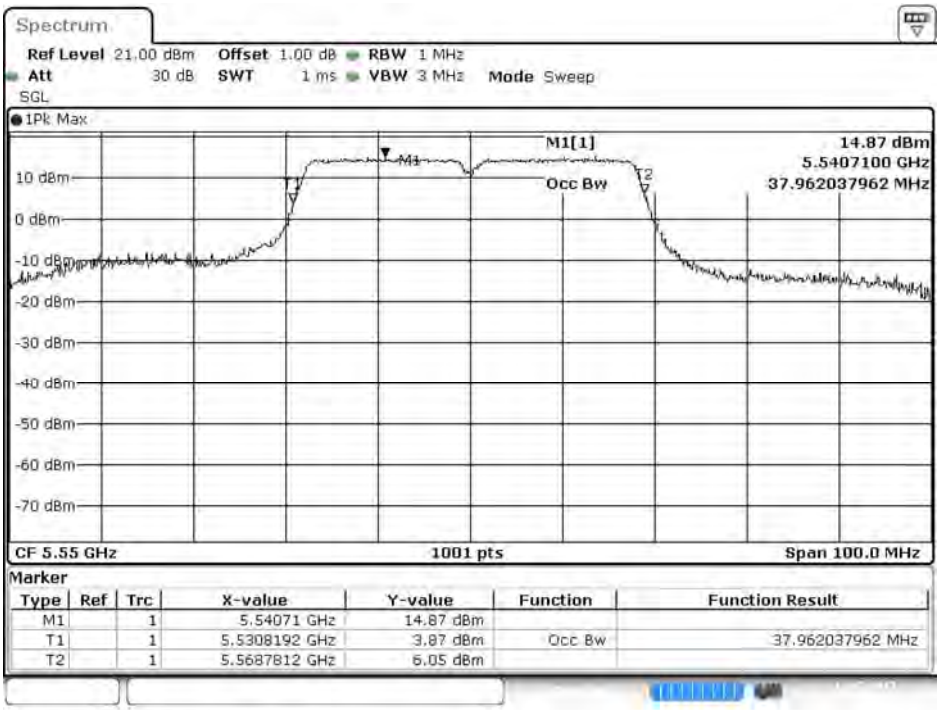

Date: 12.JUL.2017 15:33:23

Channel 134: Chain A

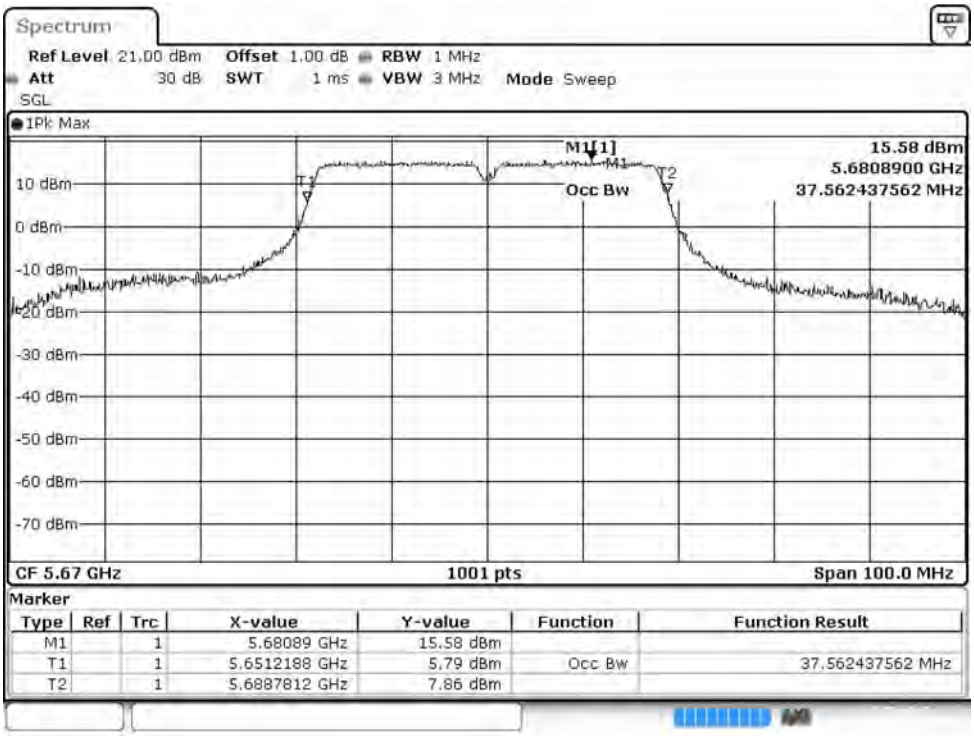

Channel 134: Chain B

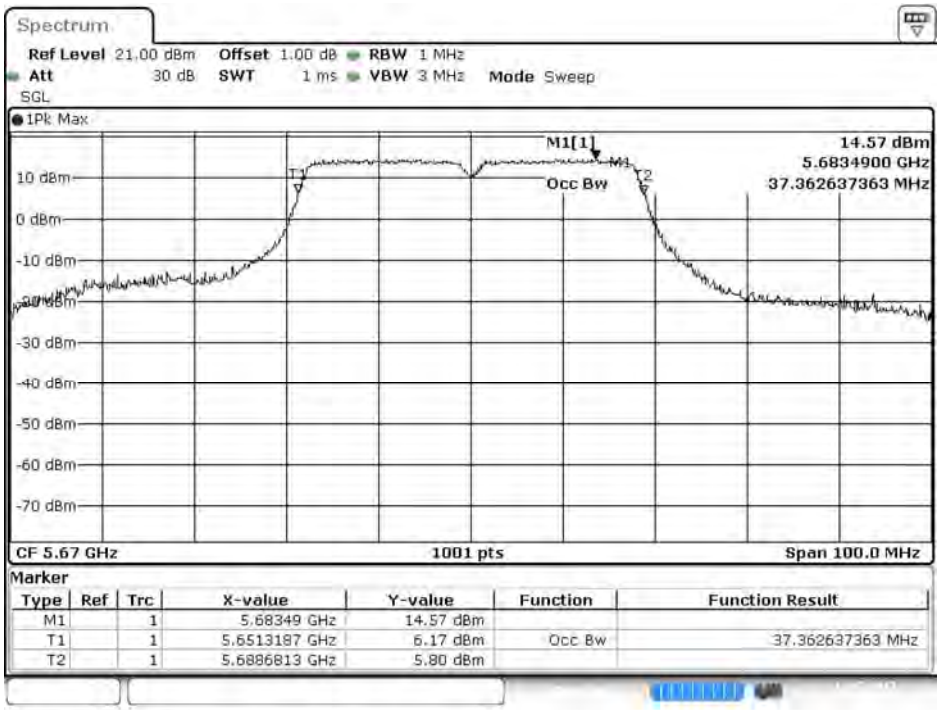

待測物名稱：Intel® Wireless-AC 9260
待測物型號：9260NGW　　測試項目：峰值發射功率
測試頻道：--　　測試模式：Mode 1: 發射器 802.11ac-20BW_Beamforming
6 dB 頻寬：1MHz　　視頻頻寬：3MHz
檢測器：峰值　　環境溫度：21 ℃
測試日期：106 年 07 月 12 日　　環境濕度：53 %

Chain A

Cable loss=1dB		Maximum conducted output power								
Channel No.	Frequency (MHz)	Data Rate (Mbps)								Required Limit
		HT8	HT9	HT10	HT11	HT12	HT13	HT14	HT15	
		Measurement Level (dBm)								
144 (Band3)	5720	18.15	18.09	18.03	17.97	17.92.	17.88	17.82	17.76	<24dBm
144 (Band4)	5720	12.93	12.89	12.83	12.79	12.73	12.69	12.62	12.58	<30dBm

Note: Maximum conducted output power Value =Reading value on Spectrum Analyzer + cable loss

Chain B

Cable loss=1dB		Maximum conducted output power								
Channel No.	Frequency (MHz)	Data Rate (Mbps)								Required Limit
		HT8	HT9	HT10	HT11	HT12	HT13	HT14	HT15	
		Measurement Level (dBm)								
144 (Band3)	5720	18.08	18.04	17.99	17.95	17.91	17.87	17.82	17.76	<24dBm
144 (Band4)	5720	12.26	12.21	12.17	12.13	12.09	12.05	11.99	11.93	<30dBm

Note: Maximum conducted output power Value =Reading value on Spectrum Analyzer + cable loss

Maximum conducted output power Measurement:

Chain A+ B

Channel No	Frequency Range	99% Bandwidth	Chain A Power	Chain B Power	Output Power	Output Power Limit		Result
	(MHz)	(MHz)	(dBm)	(dBm)	(dBm)	(dBm)	dBm+10log(BW)	
144(Band3)	5720	14.765	18.150	18.080	21.13	24	22.69	Pass
144(Band4)	5720	--	12.930	12.260	15.62	30	--	Pass

Note:
1. Output Power (dBm) = 10LOG (Chain A Power (mW)+ Chain B Power (mW))
2. 99% Bandwidth is the bandwidth of chain A or chain B whichever is less bandwidth, output power limitation is more stringent.

99% Occupied Bandwidth:

Channel 144: Chain A

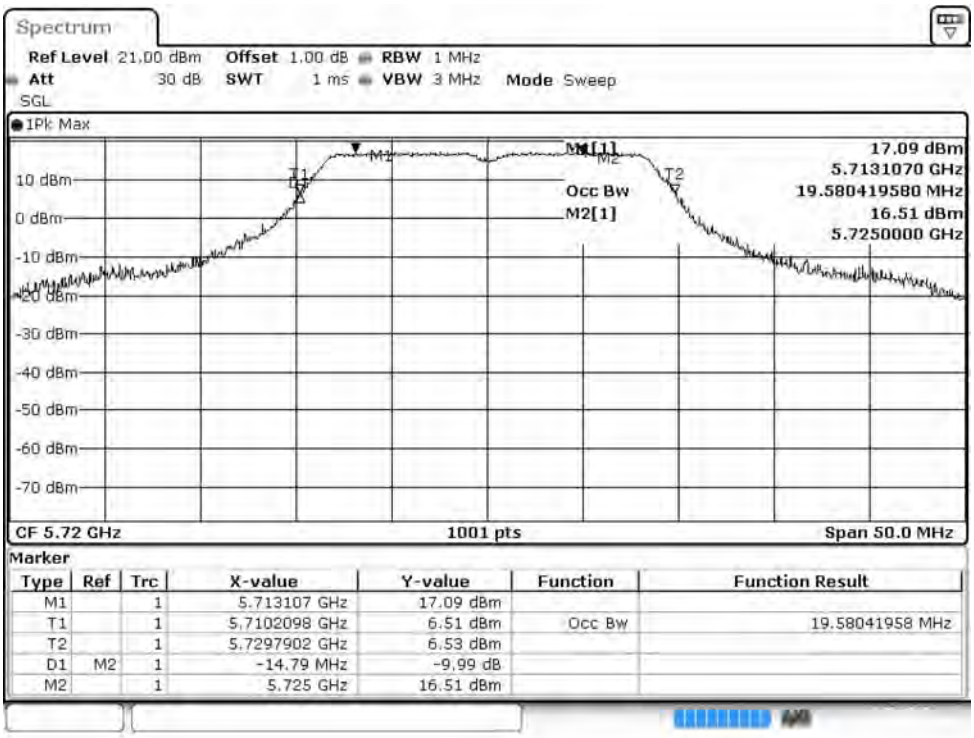

Channel 144: Chain B

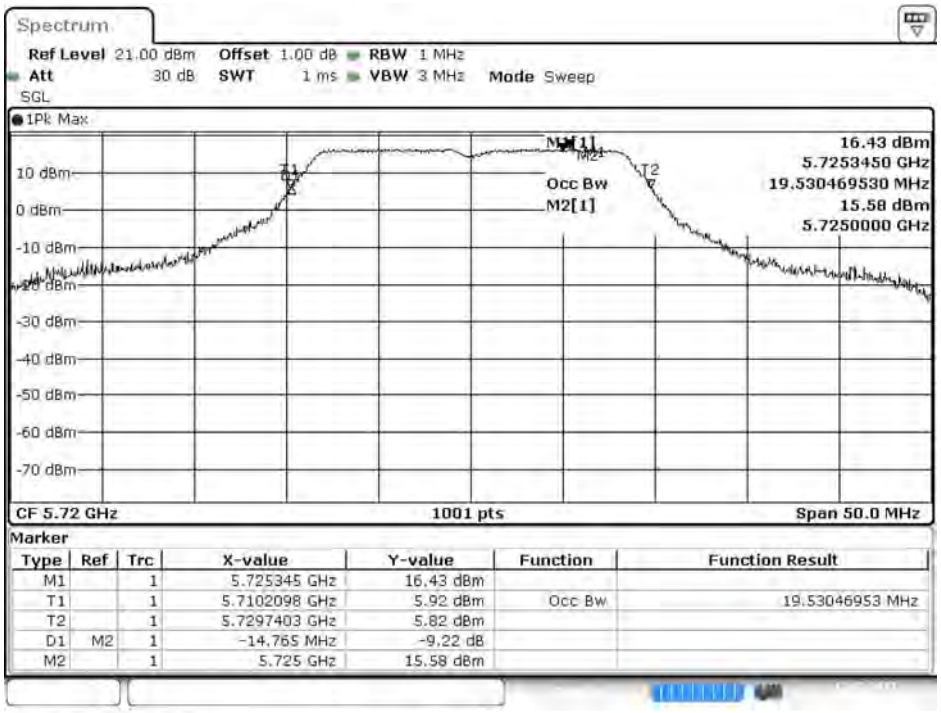

Maximum conducted output power:

Channel 144 (Band3) (Chain A)

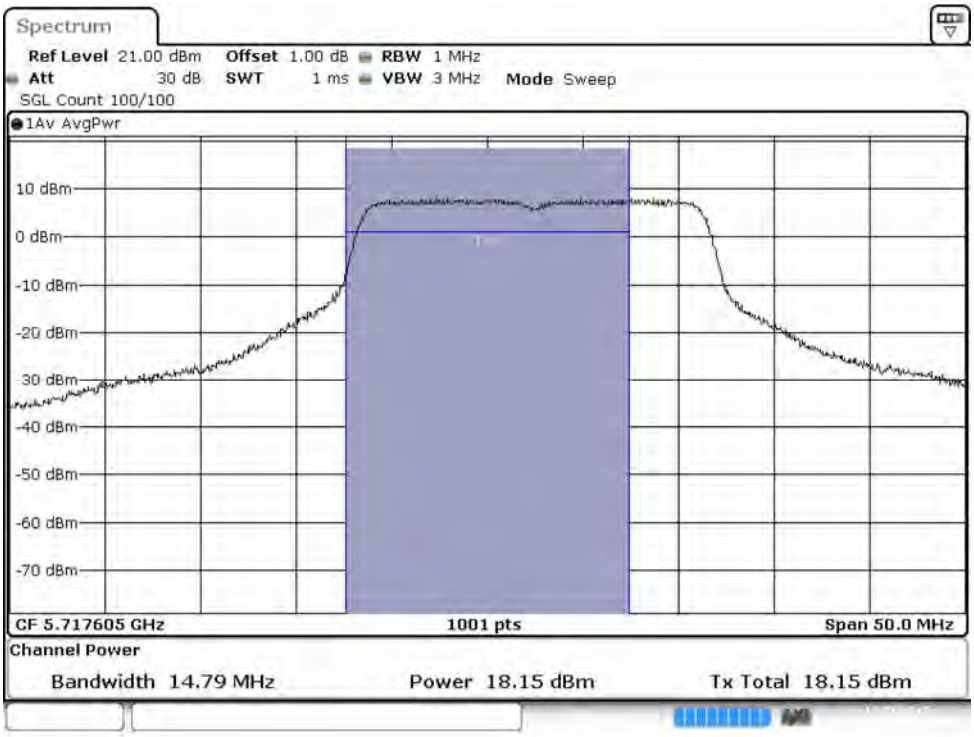

Channel 144 (Band3) (Chain A)

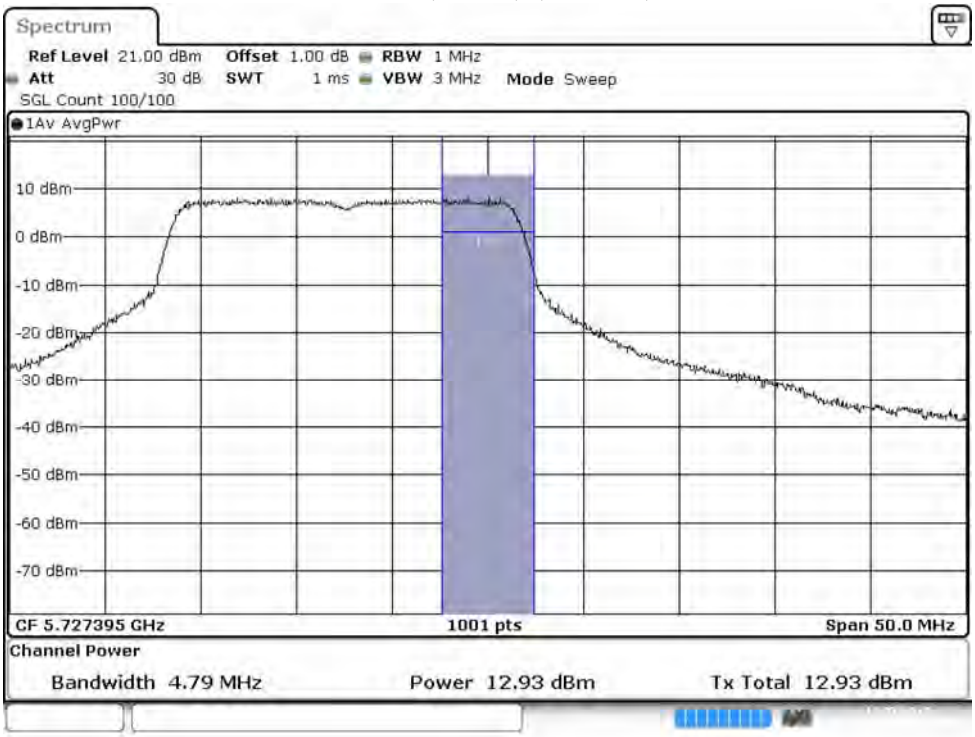

Channel 144 (Band4) (Chain B)

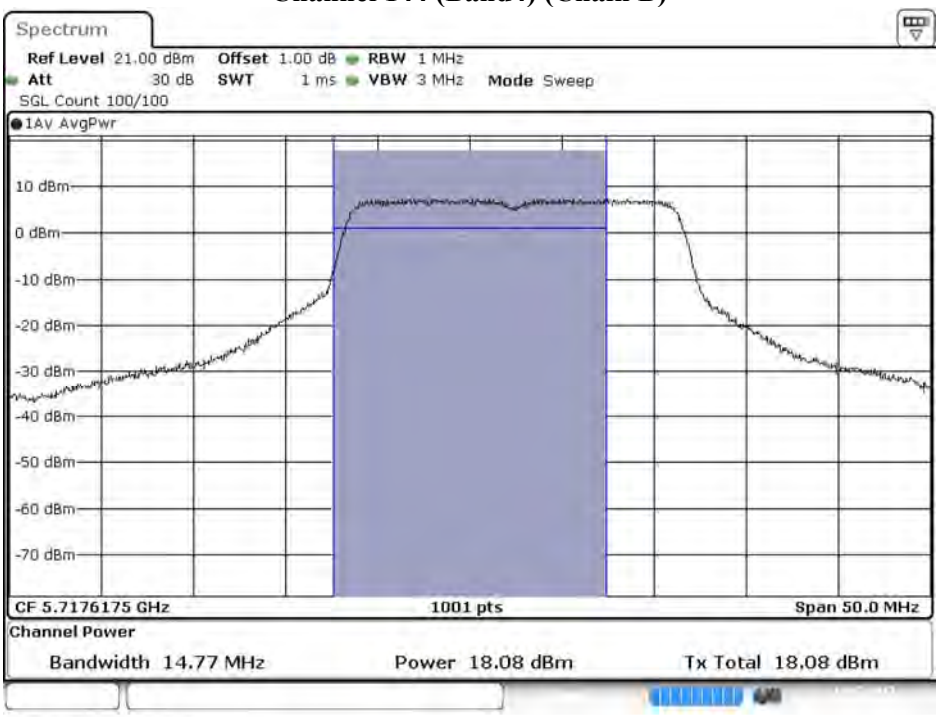

Date: 12.JUL.2017 16:08:40

Channel 144 (Band4) (Chain B)

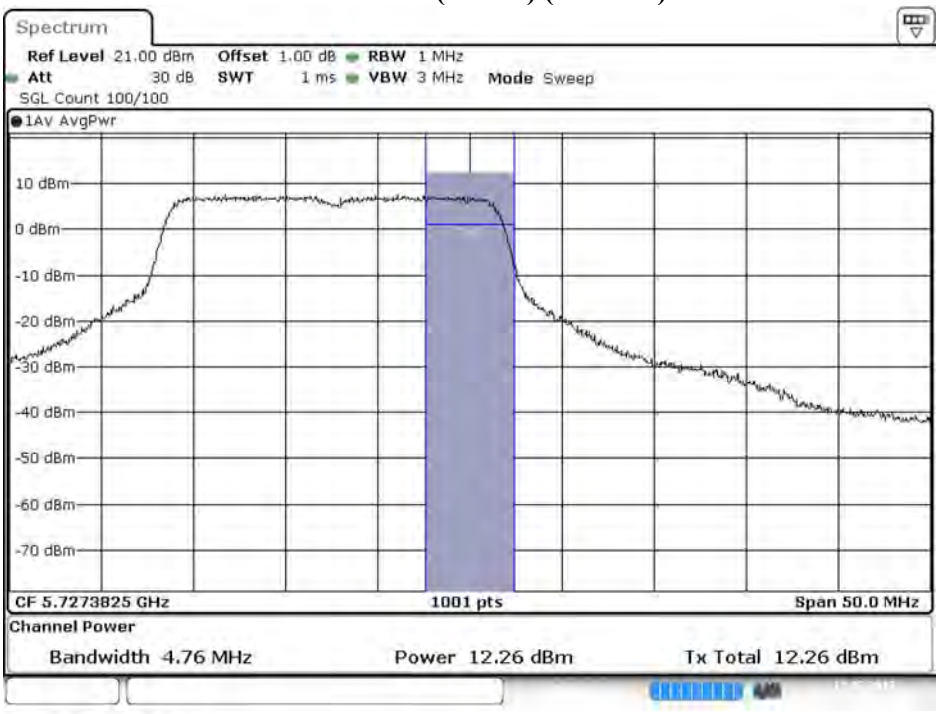

Date: 12.JUL.2017 16:09:02

待測物名稱：Intel® Wireless-AC 9260
待測物型號：9260NGW　　測 試 項 目 ：峰值發射功率
測 試 頻 道 ：--　　測 試 模 式 ：Mode 1: 發射器 802.11ac-40BW_Beamforming
6 dB 頻寬：1MHz　　視 頻 頻 寬 ：3MHz
檢 測 器 ：峰值　　環 境 溫 度 ：21 ℃
測 試 日 期 ：106 年 07 月 13 日　　環 境 濕 度 ：53 %

Chain A

Cable loss=1dB		Maximum conducted output power								
Channel No	Frequency (MHz)	Data Rate (Mbps)								Required Limit
		HT8	HT9	HT10	HT11	HT12	HT13	HT14	HT15	
142F(Band3)	5710	20.86	20.82	20.77	20.73	20.69	20.62	20.57	20.53	<24dBm
142F(Band4)	5710	5.18	5.13	5.09	5.03	4.98	4.93	4.88	4.82	<30dBm

Note: Maximum conducted output power Value =Reading value on Spectrum Analyzer + cable loss

Chain B

Cable loss=1dB		Maximum conducted output power								
Channel No	Frequency (MHz)	Data Rate (Mbps)								Required Limit
		HT8	HT9	HT10	HT11	HT12	HT13	HT14	HT15	
142F(Band3)	5710	20.91	20.87	20.83	20.79	20.73	20.69	20.63	20.59	<24dBm
142F(Band4)	5710	4.47	4.43	4.39	4.32	4.29	4.25	4.2	4.16	<30dBm

Note: Maximum conducted output power Value =Reading value on Spectrum Analyzer + cable loss

Maximum conducted output power Measurement:

Chain A+ B

Channel No	Frequency Range	99% Bandwidth	Chain A Power	Chain B Power	Output Power	Output Power Limit		Result
	(MHz)	(MHz)	(dBm)	(dBm)	(dBm)	(dBm)	dBm+10log(BW)	
142F(Band3)	5710	52.962	20.860	20.910	23.90	24	28.24	Pass
142F(Band4)	5710	--	5.180	4.470	7.85	30	--	Pass

Note:

1. Output Power (dBm) = 10LOG (Chain A Power (mW)+ Chain B Power (mW))
2. 99% Bandwidth is the bandwidth of chain A or chain B whichever is less bandwidth, output power limitation is more stringent.

99% Occupied Bandwidth:

Channel 142: Chain A

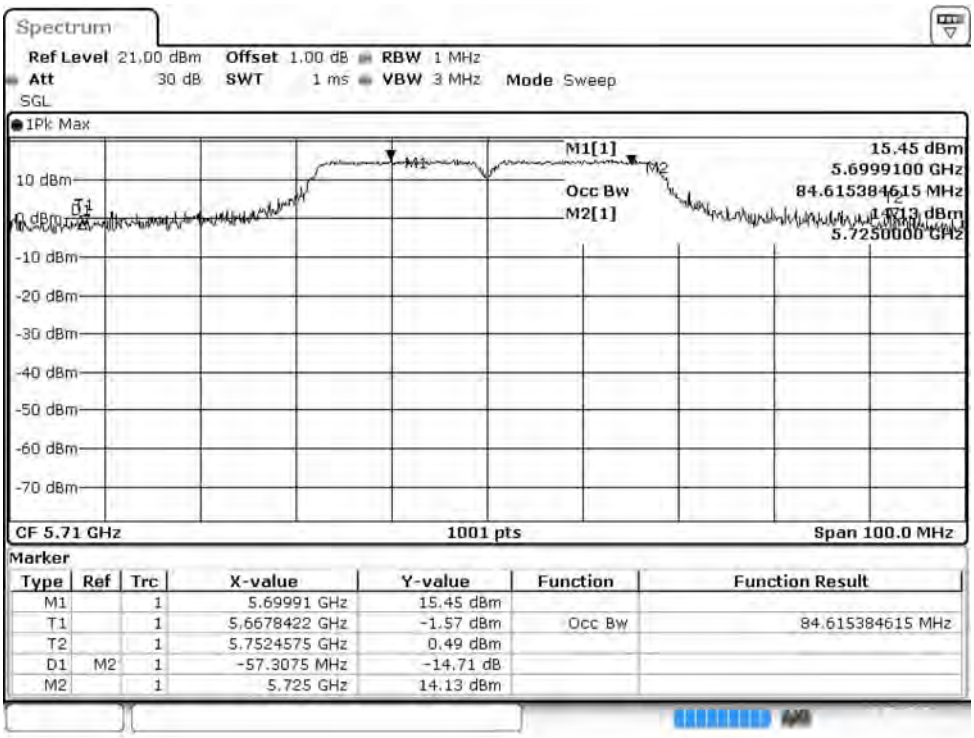

Channel 142: Chain B

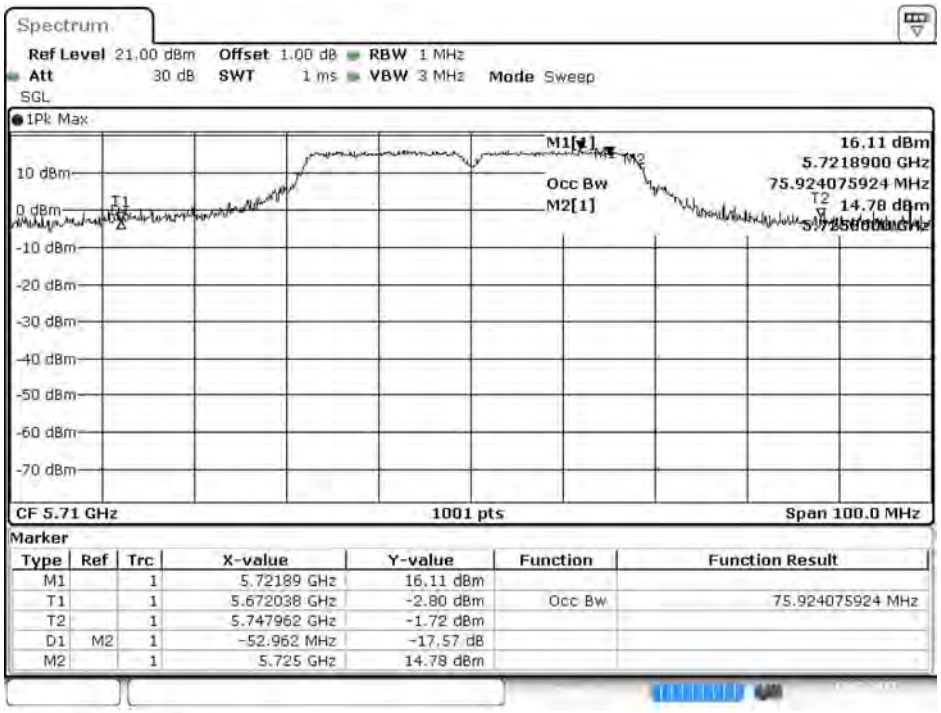

Date: 13.JUL.2017 23:25:14

Maximum conducted output power:

Channel 142 (Band3) (Chain A)

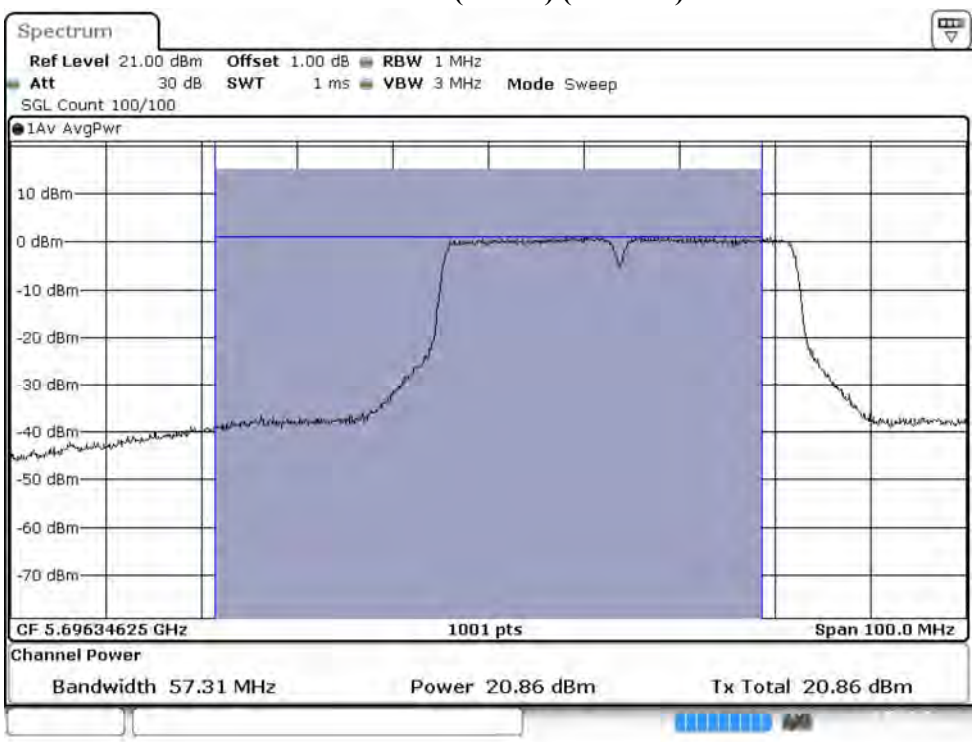

Channel 142 (Band4) (Chain A)

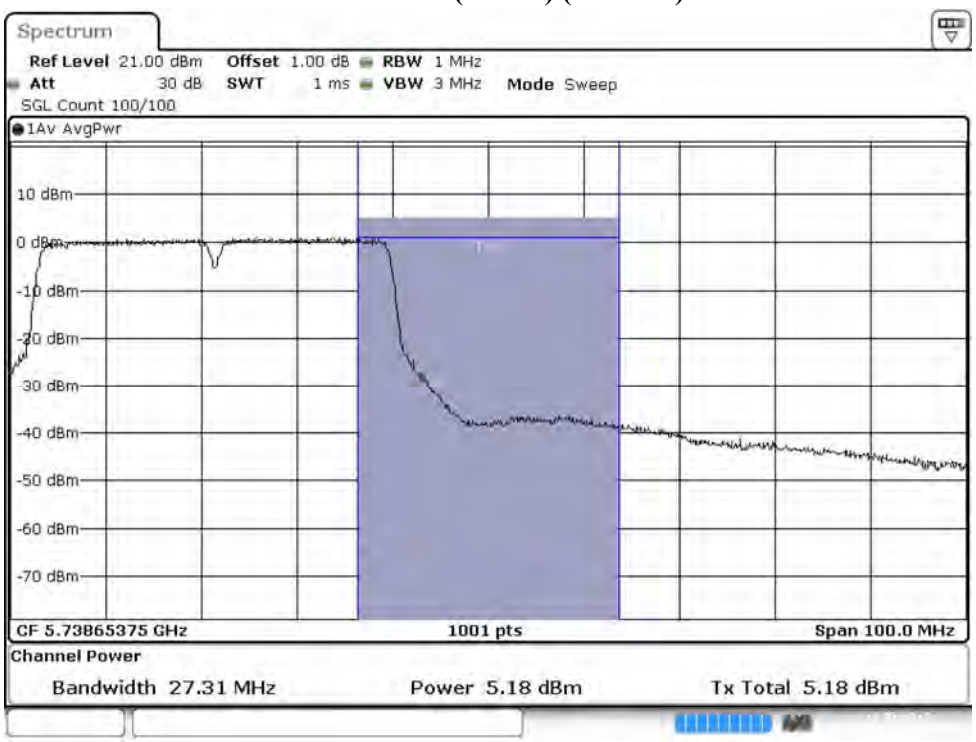

Channel 142 (Band3) (Chain B)

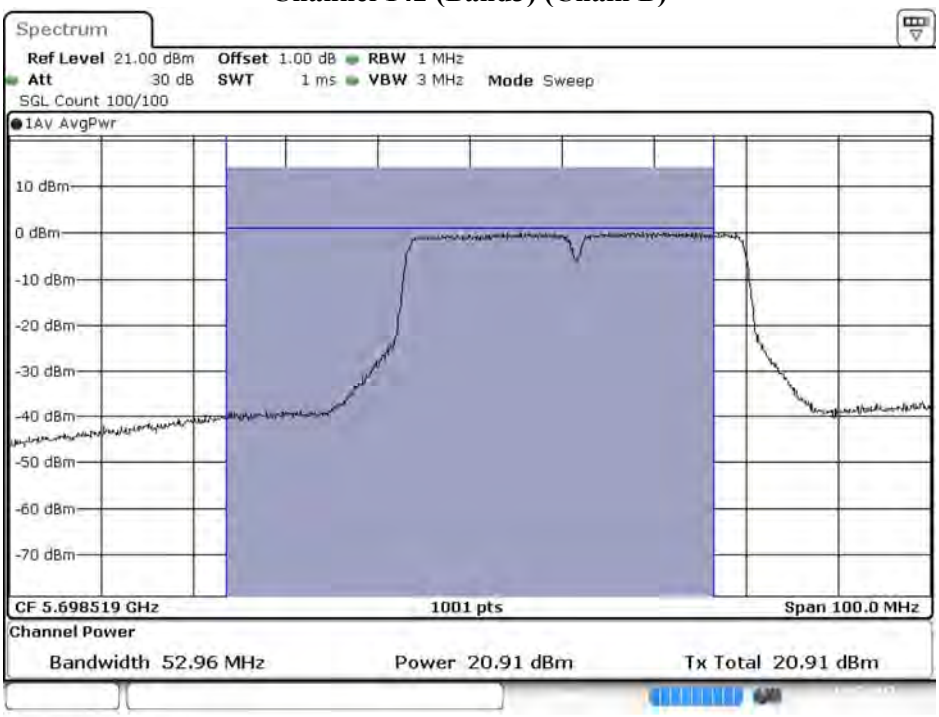

Date: 13.JUL.2017 23:26:54

Channel 142 (Band4) (Chain B)

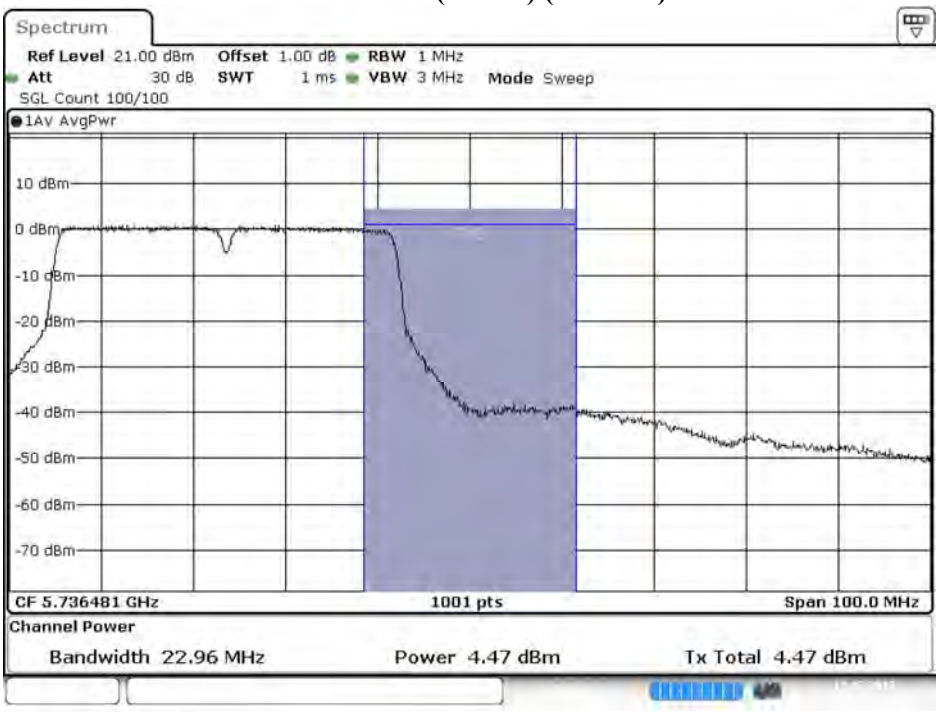

Date: 13.JUL.2017 23:27:16

待測物名稱：Intel® Wireless-AC 9260
待測物型號：9260NGW　　測試項目：峰值發射功率
測試頻道：--　　測試模式：Mode 1: 發射器 802.11ac-80BW_Beamforming
6 dB 頻寬：1MHz　　視頻頻寬：3MHz
檢測器：峰值　　環境溫度：21 ℃
測試日期：106 年 07 月 12 日　　環境濕度：53 %

Chain A

Cable loss=1dB		Maximum conducted output power										
Channel No	Frequency (MHz)	Data Rate (Mbps)										Required Limit
		VTH0	VTH1	VTH2	VTH3	VTH4	VTH5	VTH6	VTH7	VTH8	VTH9	
42	5210	17.67	17.63	17.59	17.53	17.49	17.43	17.38	17.32	17.27	17.22	<24dBm
58	5290	16.99	16.95	16.89	16.84	16.80	16.76	16.72	16.87	16.81	16.76	<24dBm
106	5530	17.53	17.49	17.43	17.39	17.34	17.29	17.23	17.18	17.13	17.09	<24dBm
122	5610	20.11	20.06	20.01	19.97	19.93	19.88	19.83	19.79	19.73	19.68	<24dBm
138(Band3)	5690	20.06	20	19.96	19.91	19.87	19.83	19.79	19.73	19.68	19.62	<24dBm
138(Band4)	5690	5.39	5.35	5.29	5.23	5.19	5.15	5.11	5.06	5	4.96	<30dBm
155	5775	17.97	19.93	19.89	19.83	19.79	19.72	19.67	19.61	19.56	19.51	<30dBm

Note: Maximum conducted output power Value =Reading value on Spectrum Analyzer + cable loss

Chain B

Cable loss=1dB		Maximum conducted output power										
Channel No	Frequency (MHz)	Data Rate (Mbps)										Required Limit
		VTH0	VTH1	VTH2	VTH3	VTH4	VTH5	VTH6	VTH7	VTH8	VTH9	
42	5210	17.47	17.43	17.39	17.32	17.27	17.22	17.16	17.09	17.03	16.87	<24dBm
58	5290	16.75	16.69	16.63	16.59	16.53	16.49	16.43	16.38	16.33	16.29	<24dBm
106	5530	17.58	17.53	17.49	17.43	17.38	17.32	17.28	17.22	17.16	17.11	<24dBm
122	5610	19.88	19.82	19.78	17.73	17.67	17.62	17.57	17.53	17.49	17.43	<24dBm
138(Band3)	5690	19.84	19.8	19.76	19.71	19.65	19.6	19.56	19.51	19.46	19.41	<24dBm
138(Band4)	5690	4.03	3.97	3.92	3.87	3.83	3.76	3.71	3.67	3.62	3.57	<30dBm
155	5775	17.52	17.48	17.43	17.37	17.32	17.27	17.22	17.16	17.09	17.03	<30dBm

Note: Maximum conducted output power Value =Reading value on Spectrum Analyzer + cable loss

Maximum conducted output power Measurement
Chain A+ B

Channel No	Frequency Range	99% Bandwidth	Chain A Power	Chain B Power	Output Power	Output Power Limit		Result
	(MHz)	(MHz)	(dBm)	(dBm)	(dBm)	(dBm)	dBm+10log(BW)	
42	5210	--	17.670	17.470	20.58	24	--	Pass
58	5290	75.124	16.990	16.750	19.88	24	29.76	Pass
106	5530	75.324	17.530	17.580	20.57	24	29.77	Pass
122	5610	74.920	20.110	19.880	23.01	24	29.75	Pass
138(Band3)	5690	120.514	20.060	19.840	22.96	24	31.81	Pass
138(Band4)	5690	--	5.390	4.030	7.77	30	--	Pass
155	5775	--	17.970	17.520	20.76	30	--	Pass

Note:

1. Output Power (dBm) = 10LOG (Chain A Power (mW)+ Chain B Power (mW))
2. 99% Bandwidth is the bandwidth of chain A or chain B whichever is less bandwidth, output power limitation is more stringent.

99% Occupied Bandwidth:

Channel 42 – Chain A

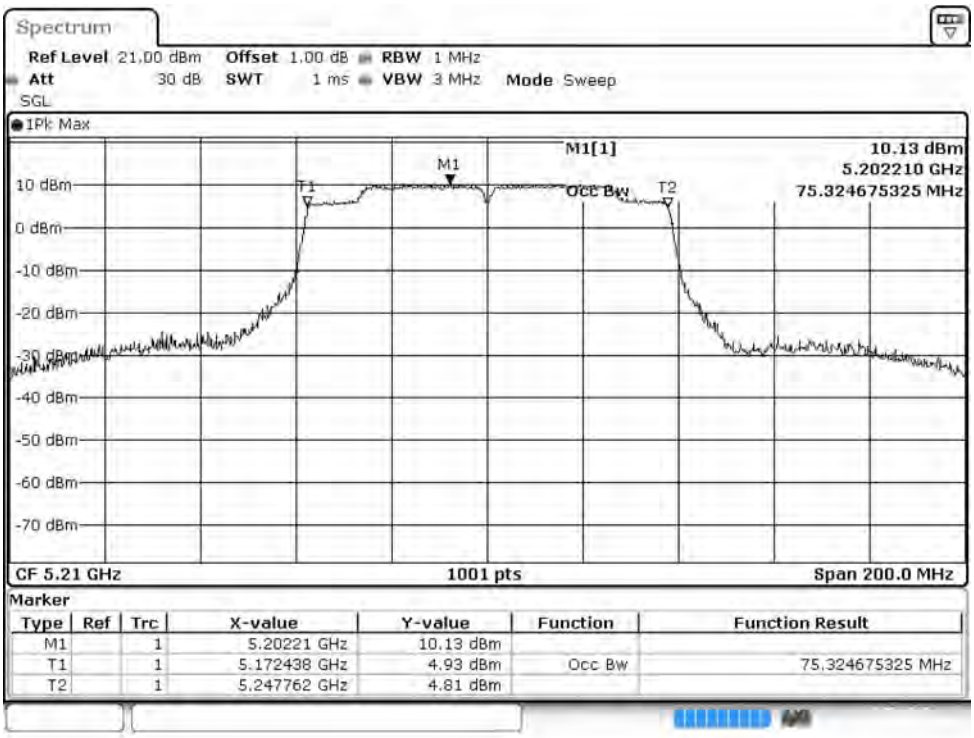

Channel 58: Chain A

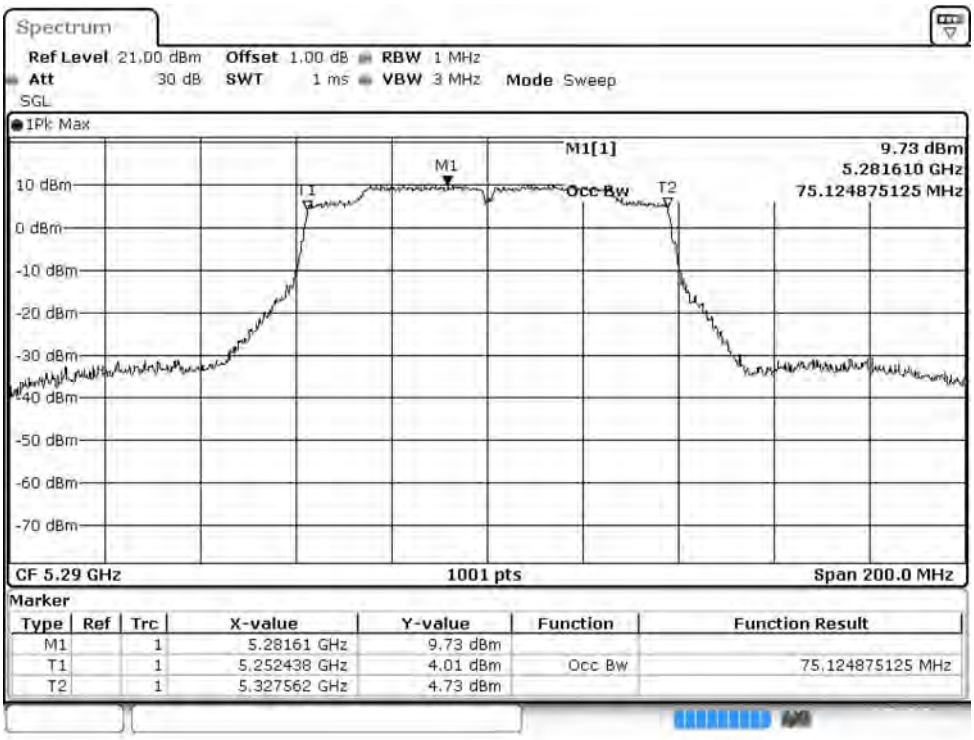

Channel 106: Chain A

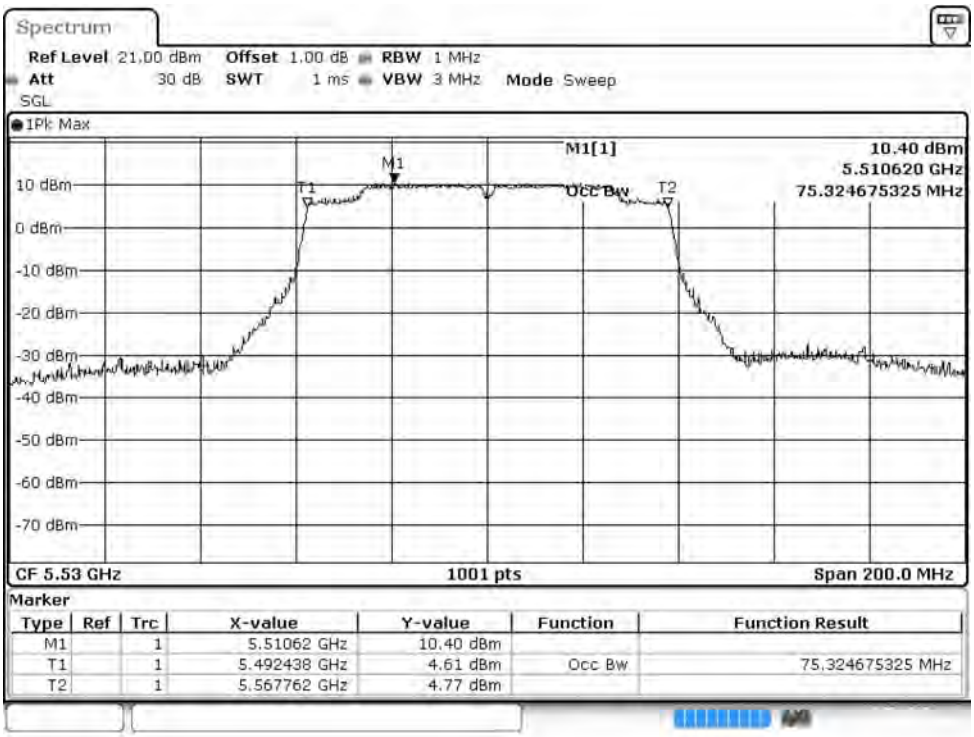

Channel 122: Chain A

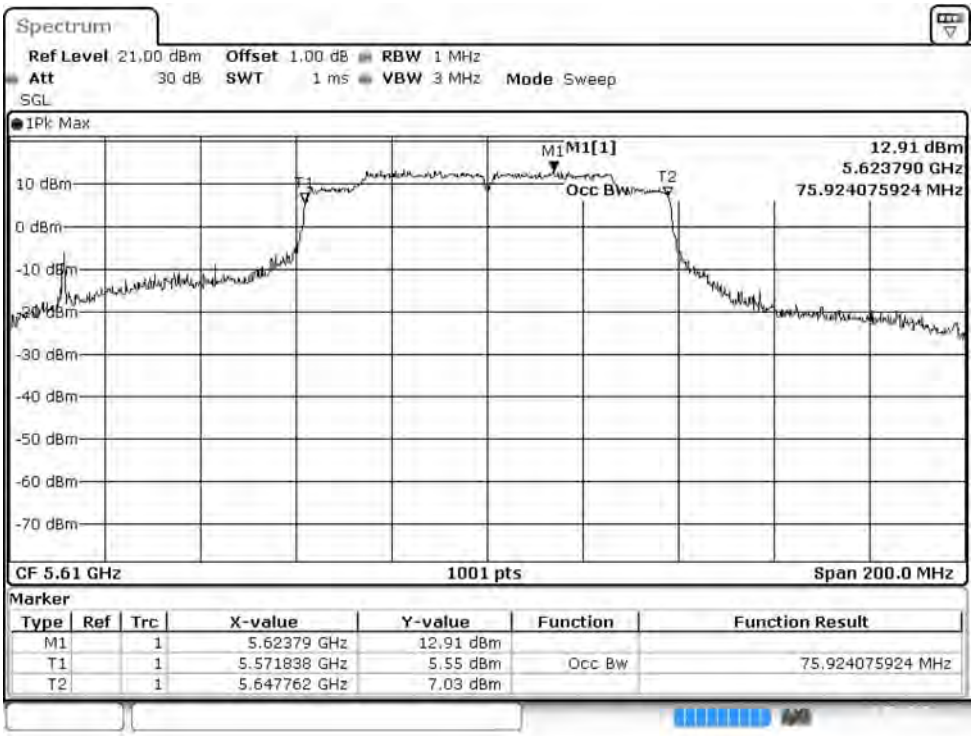

Channel 138: Chain A

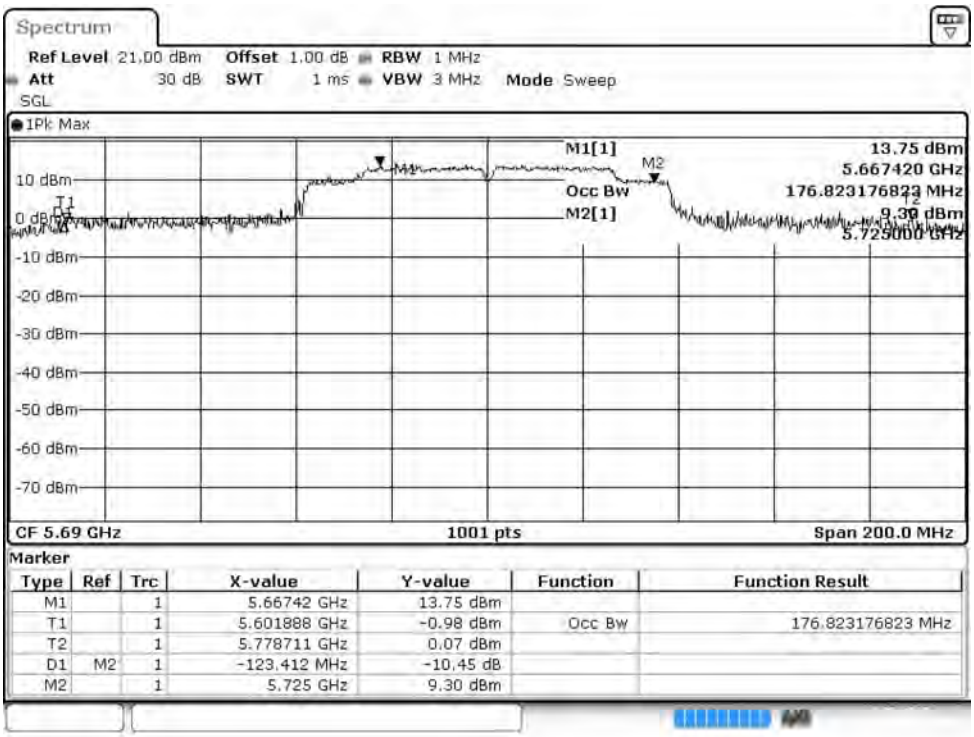

Channel 155 – Chain A

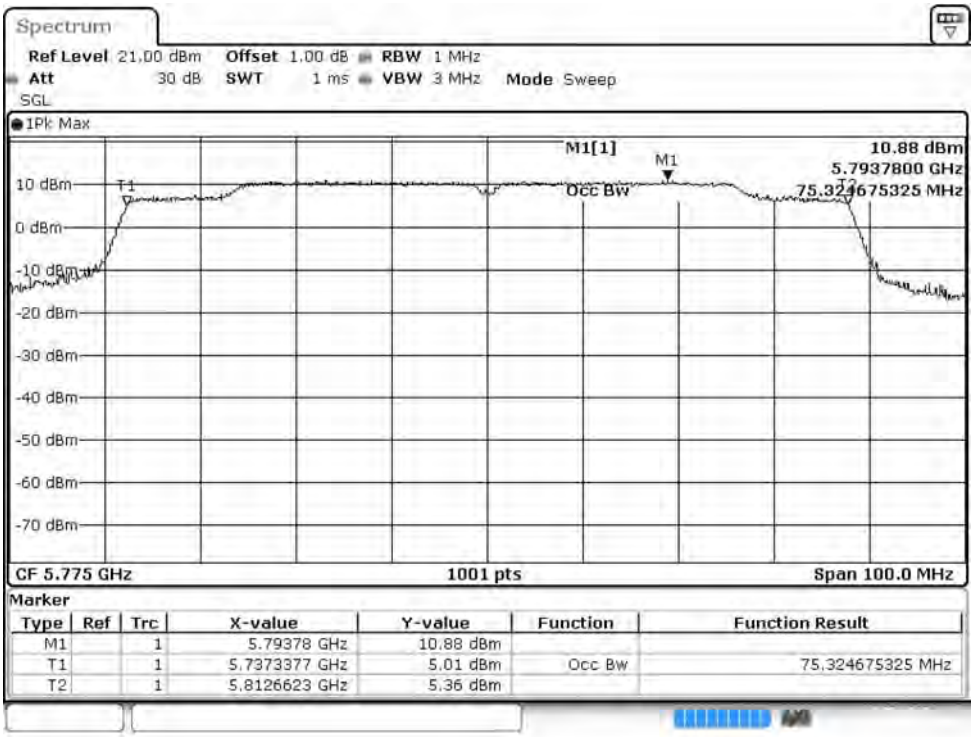

99% Occupied Bandwidth:

Channel 42 (Chain B)

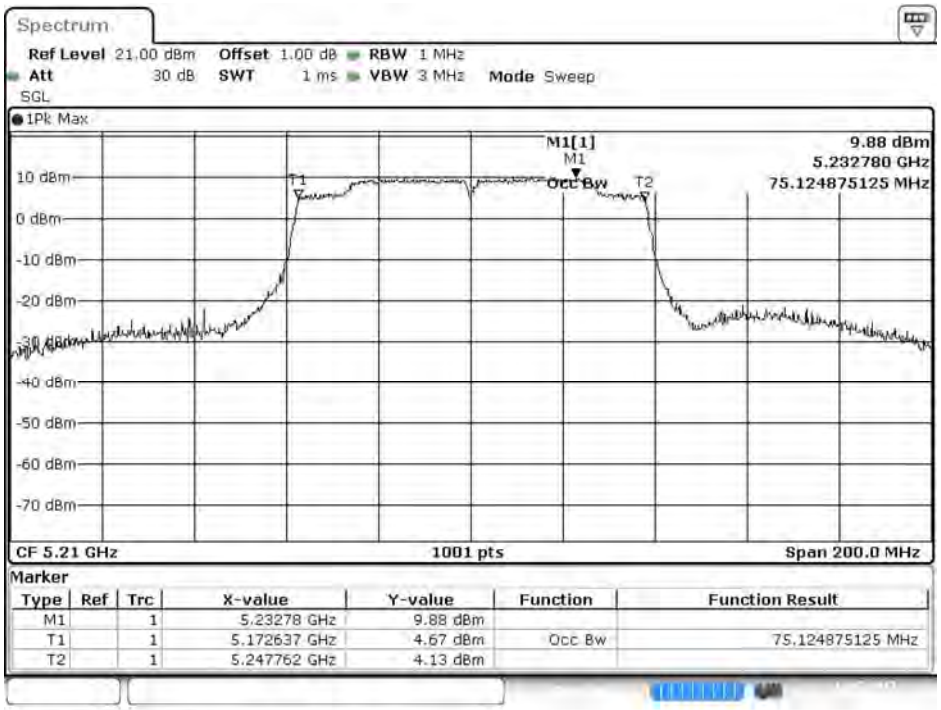

Channel 58: Chain B

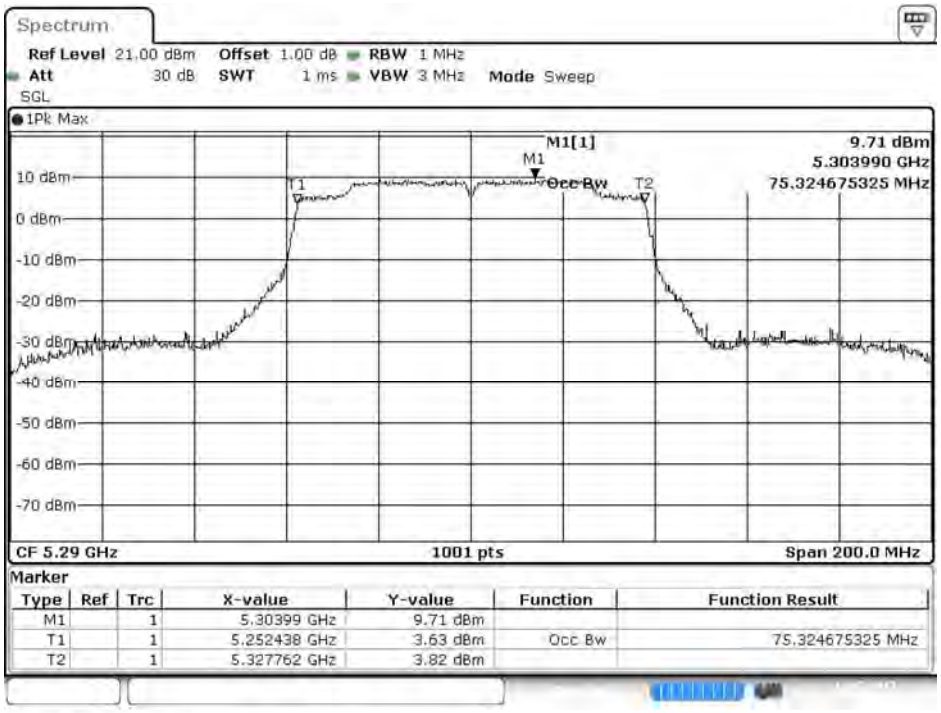

Channel 106: Chain B

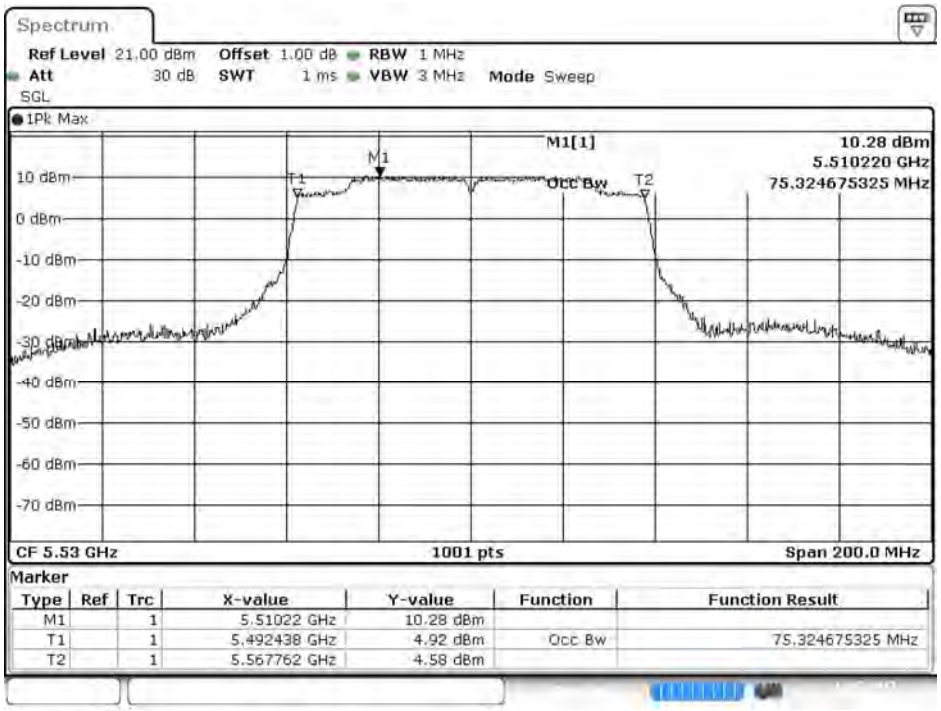

Date: 12.JUL.2017 16:22:52

Channel 122: Chain B

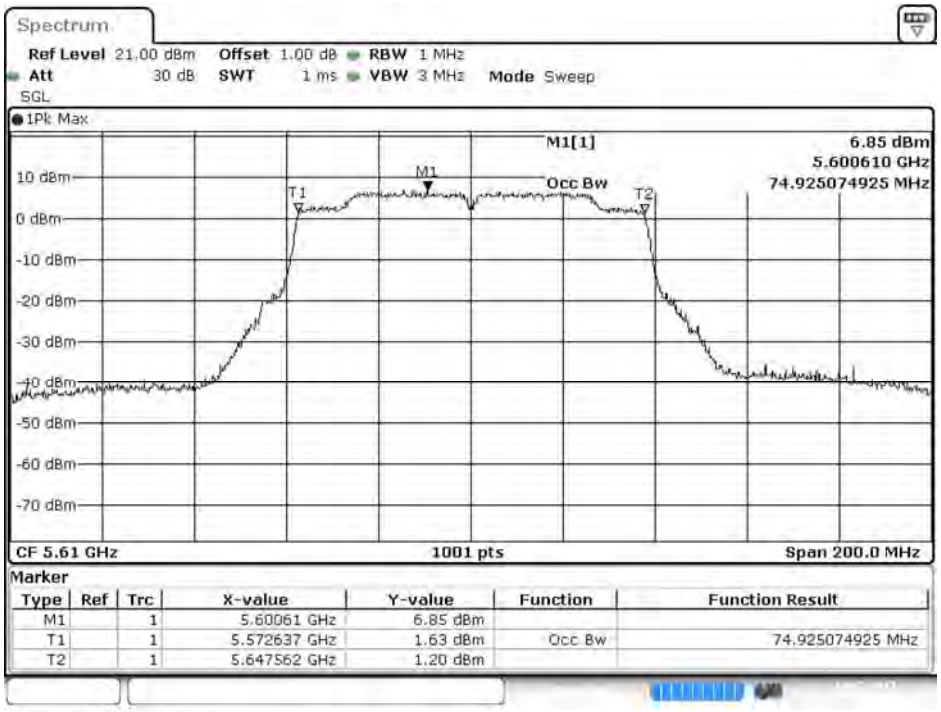

Date: 14.JUL.2017 03:07:46

Channel 138: Chain B

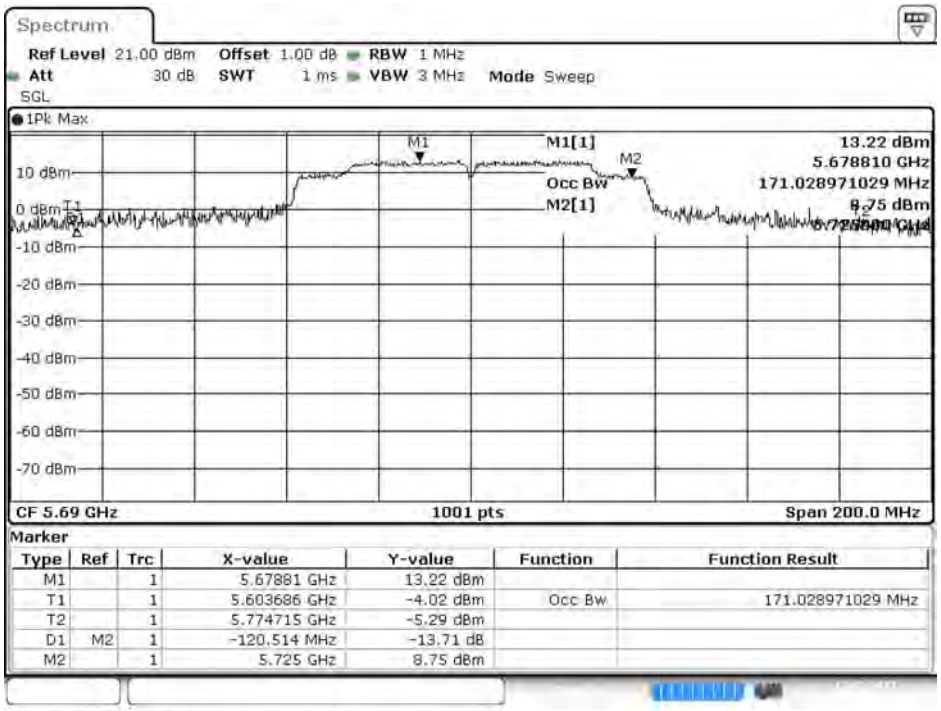

Date: 12.JUL.2017 16:27:47

Channel 155 (Chain B)

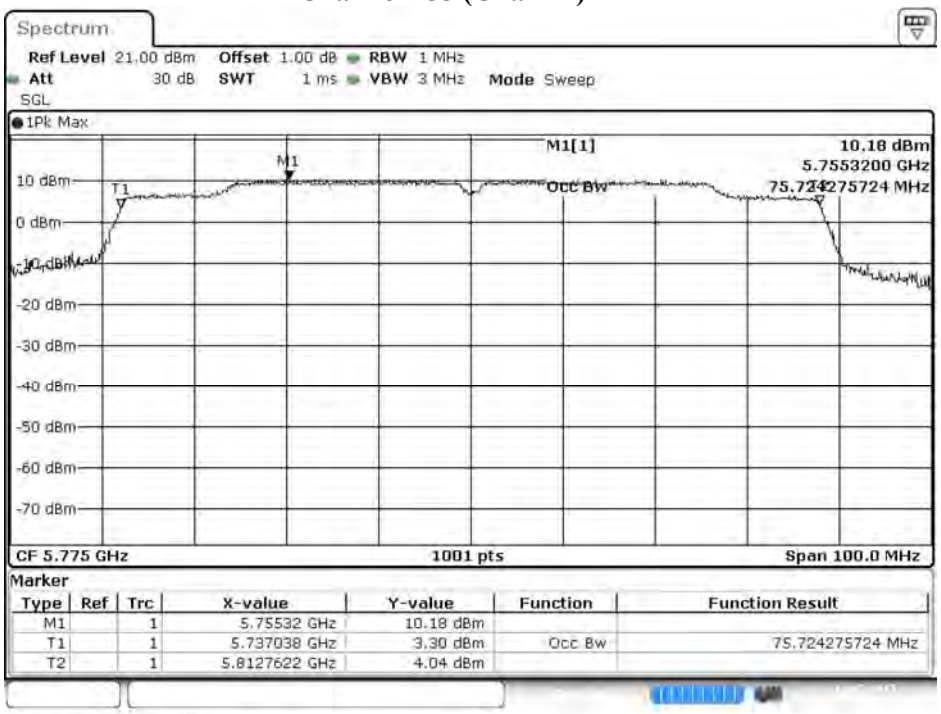

Date: 12.JUL.2017 16:42:11

Maximum conducted output power:

Channel 42 (Chain A)

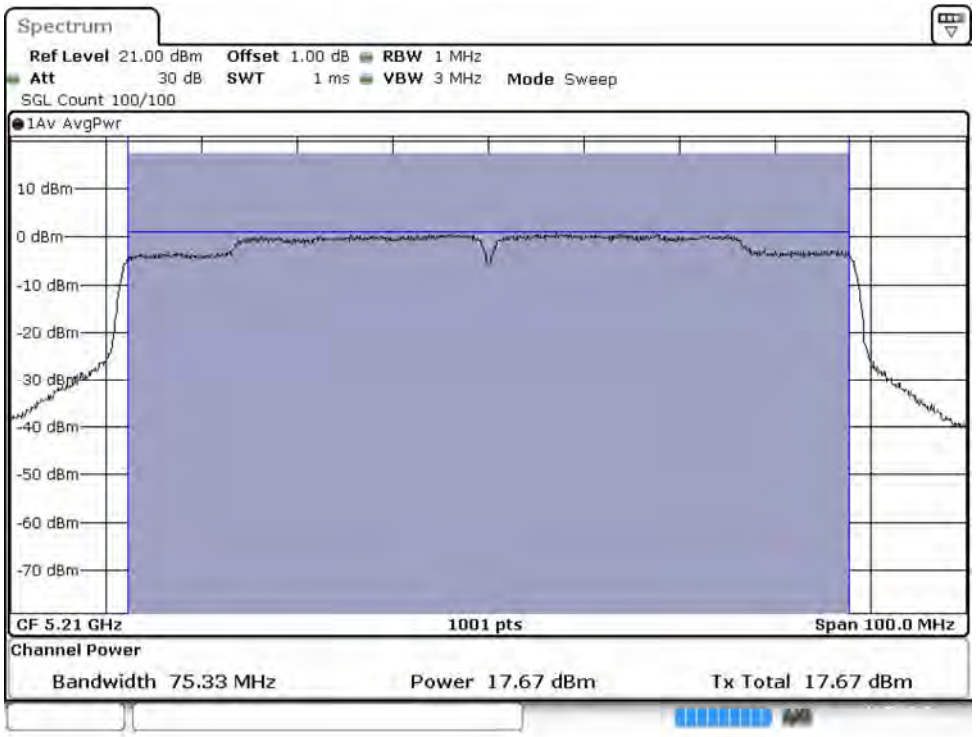

Maximum conducted output power:

Channel 58 (Chain A)

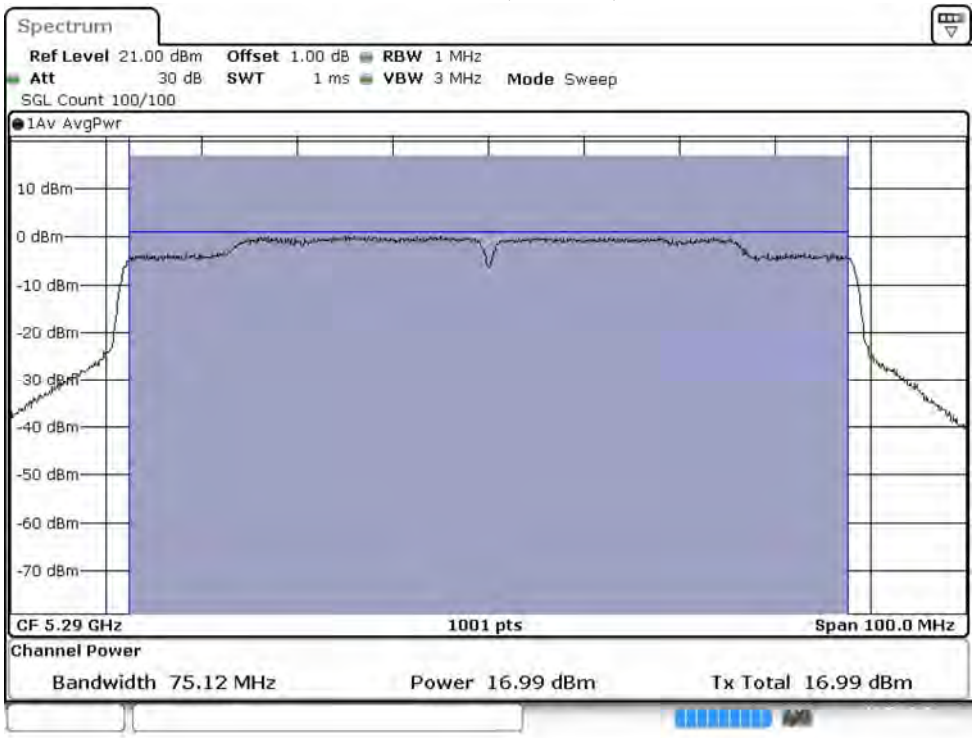

Maximum conducted output power:

Channel 106 (Chain A)

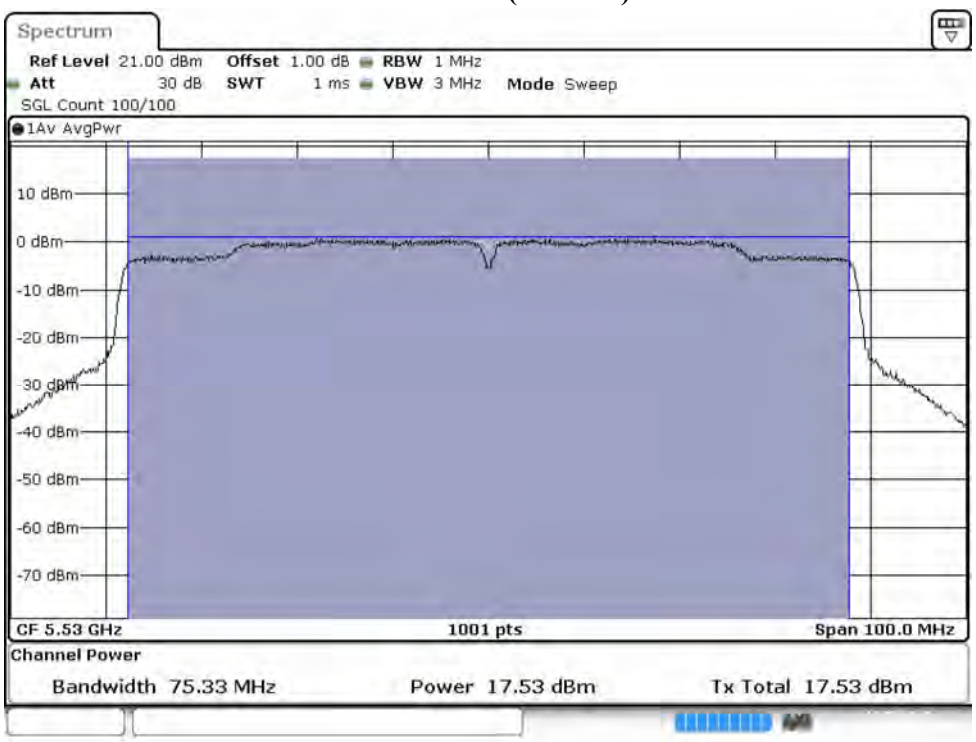

Maximum conducted output power:

Channel 122 (Chain A)

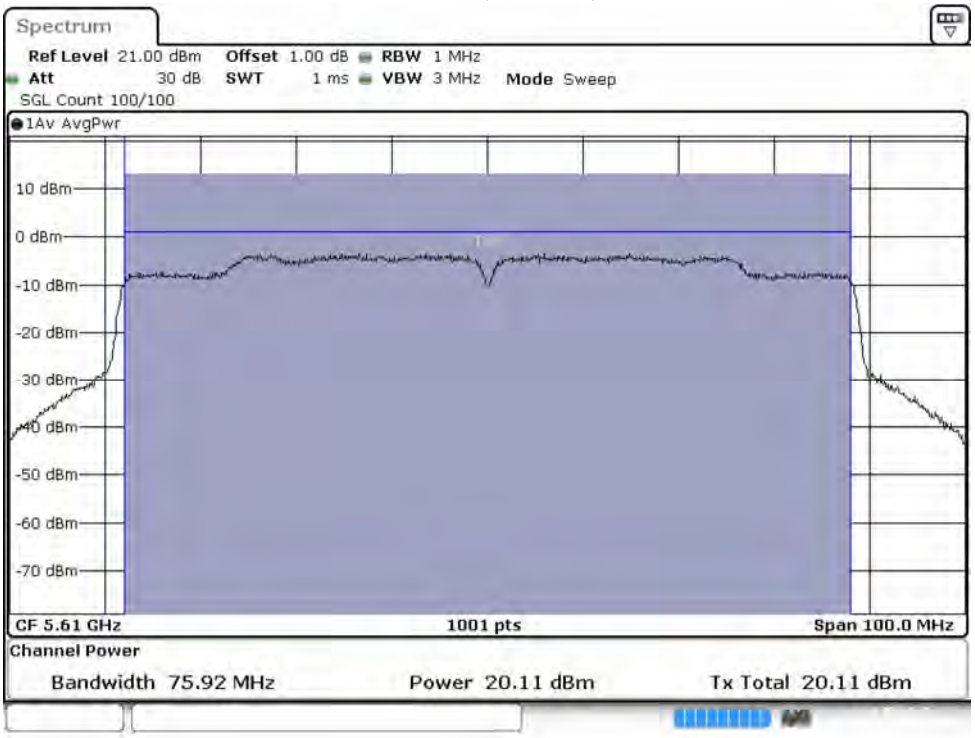

Maximum conducted output power:

Channel 138 (Band3) (Chain A)

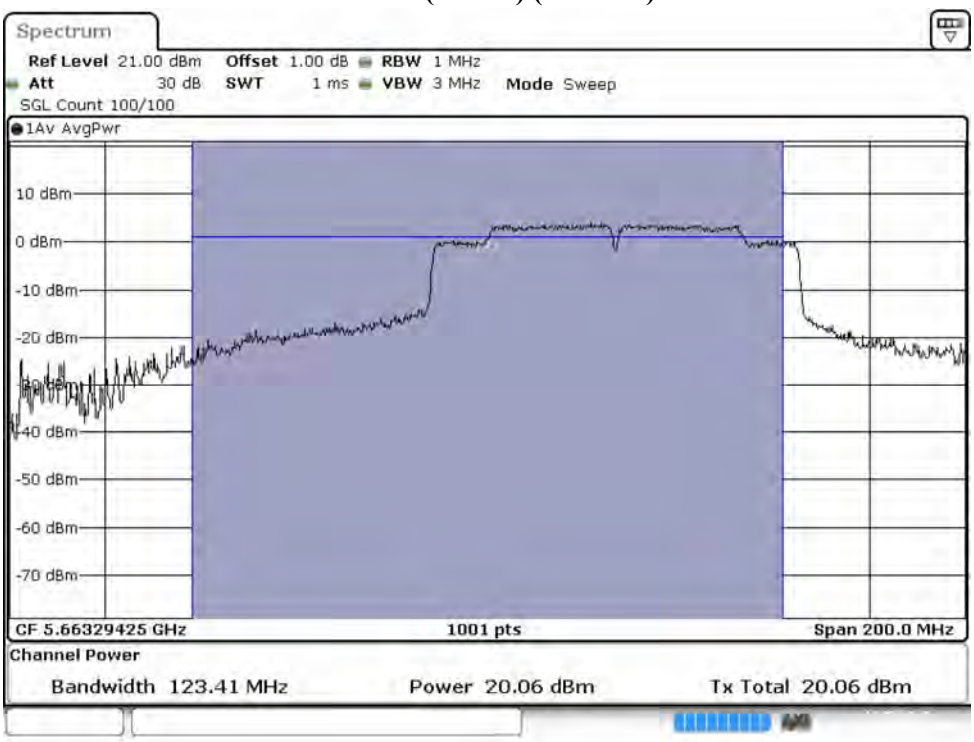

Maximum conducted output power:

Channel 138 (Band4) (Chain A)

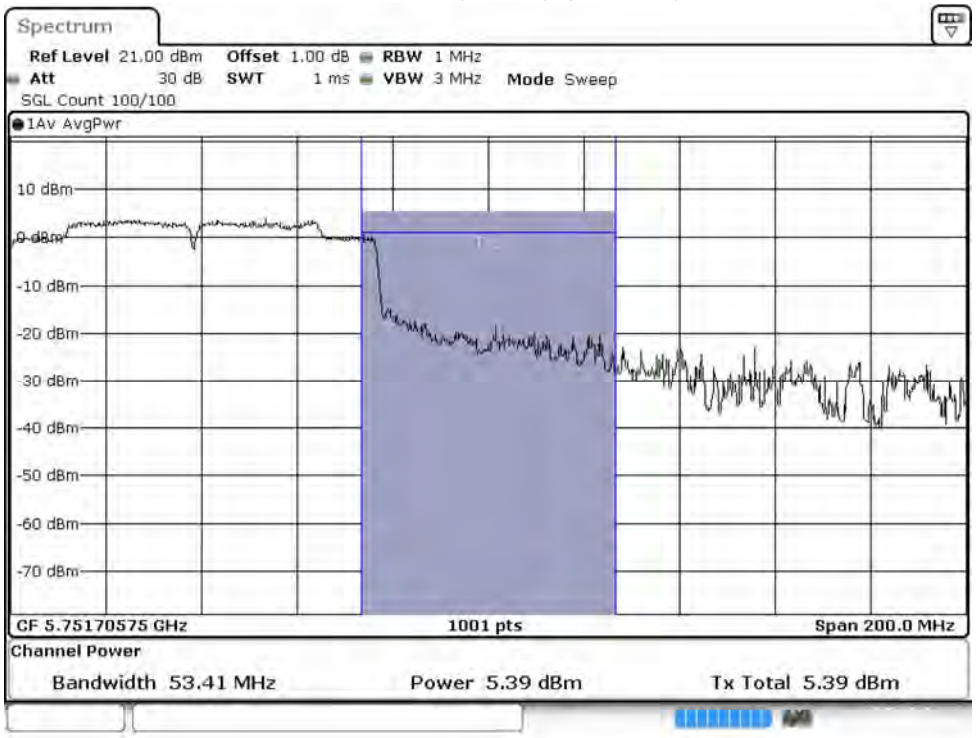

Maximum conducted output power:

Channel 155 (Chain A)

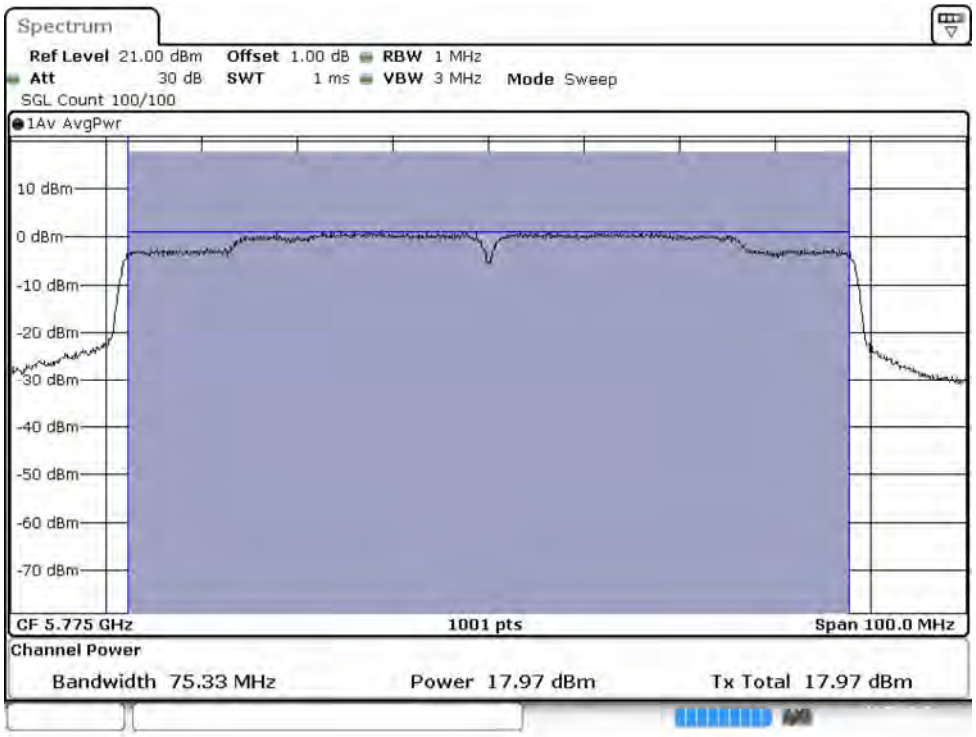

Maximum conducted output power:

Channel 42 (Chain B)

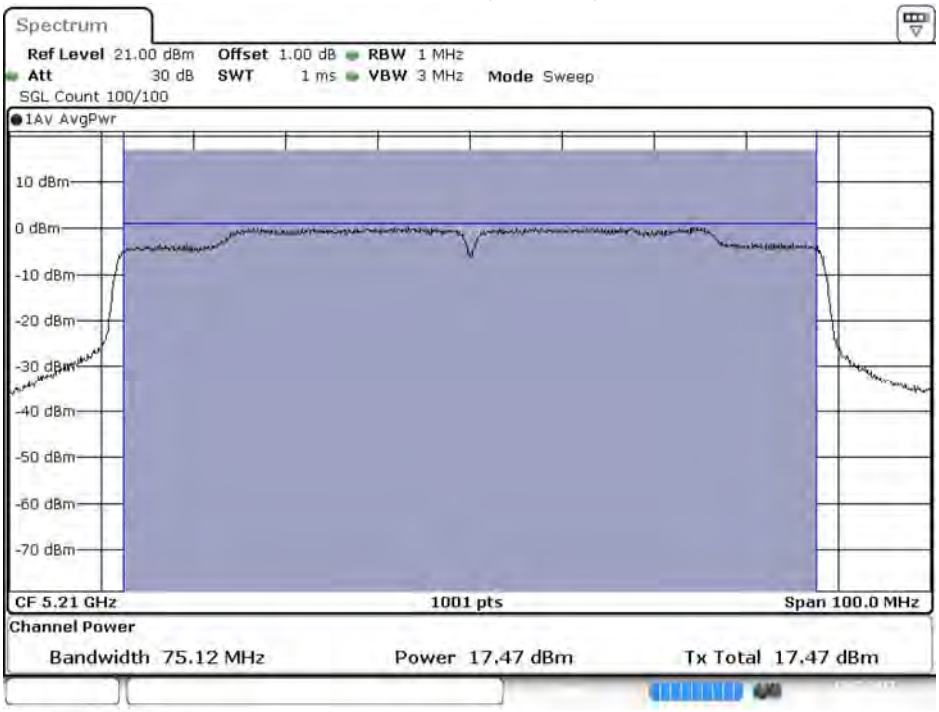

Date: 12.JUL.2017 16:17:41

Channel 58 (Chain B)

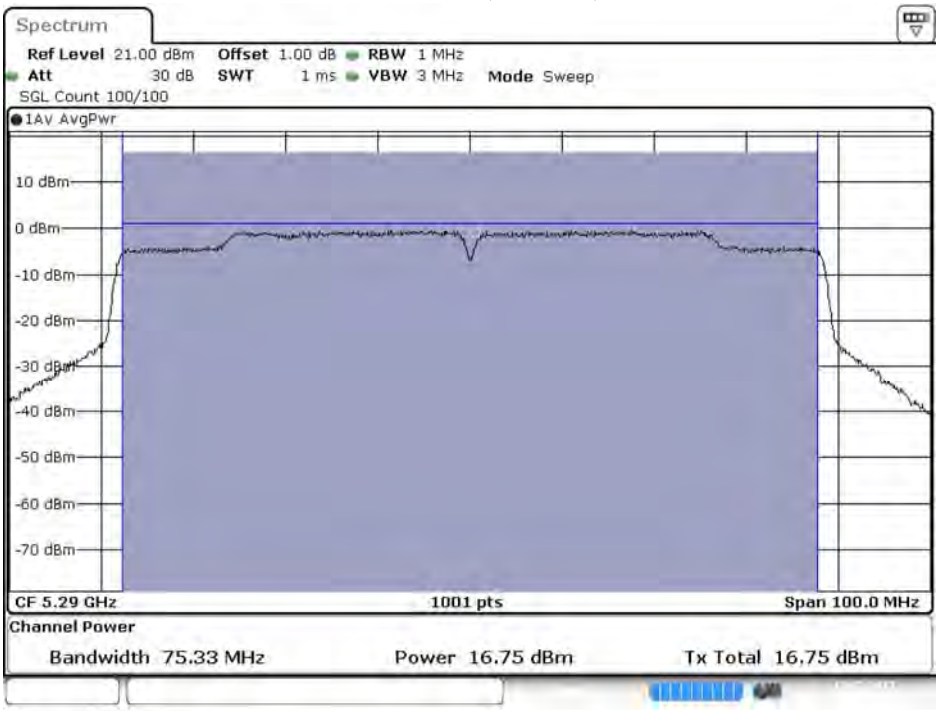

Date: 12.JUL.2017 16:22:01

Channel 106 (Chain B)

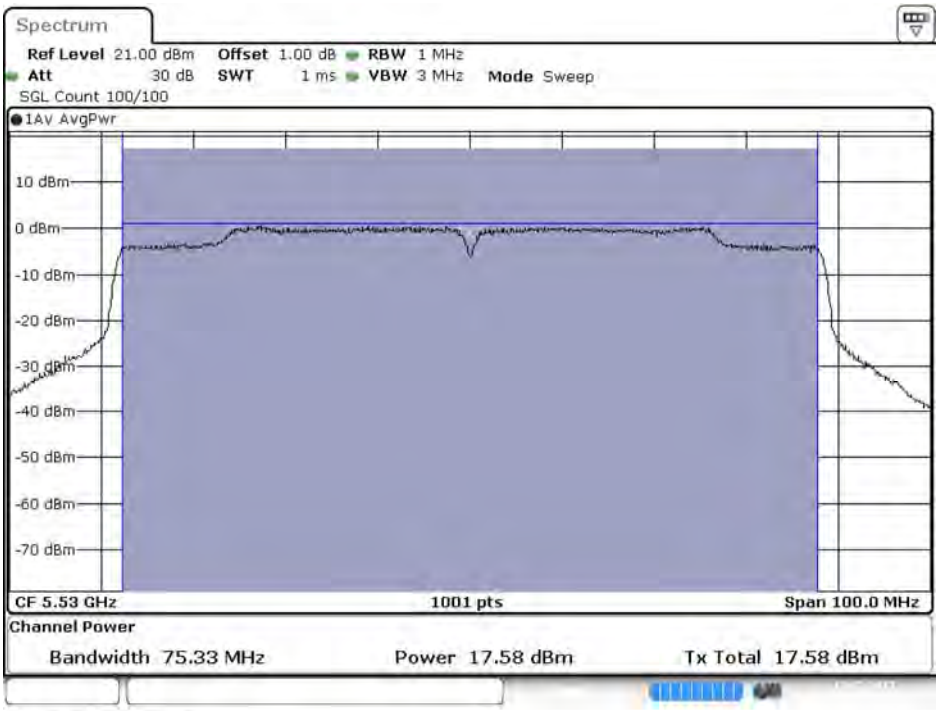

Date: 12.JUL.2017 16:24:14

Channel 122 (Chain B)

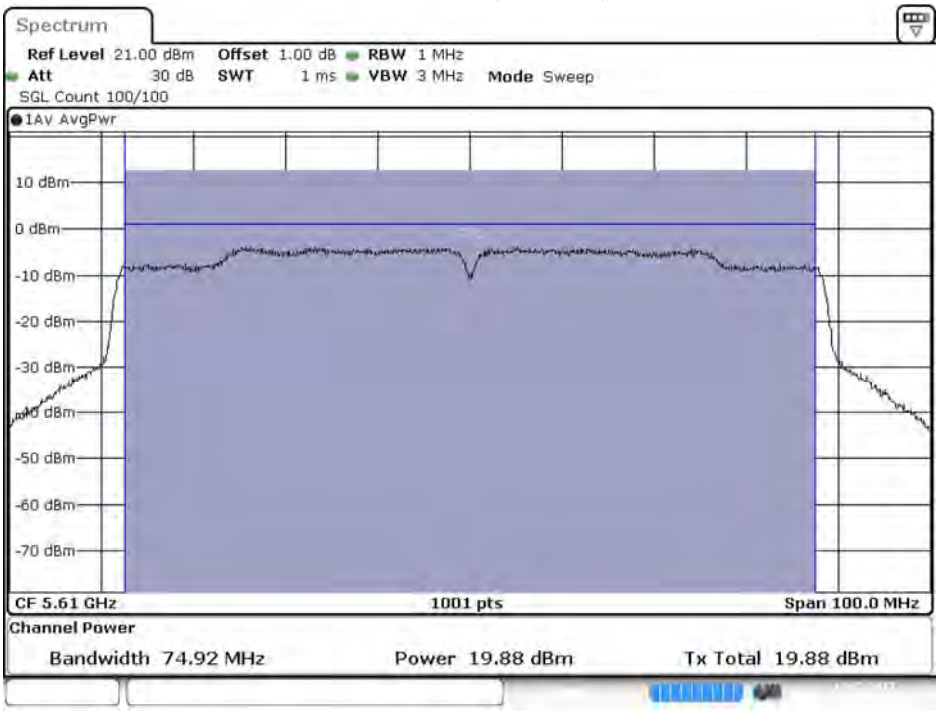

Date: 14.JUL.2017 03:09:08

Channel 138 (Band3) (Chain B)

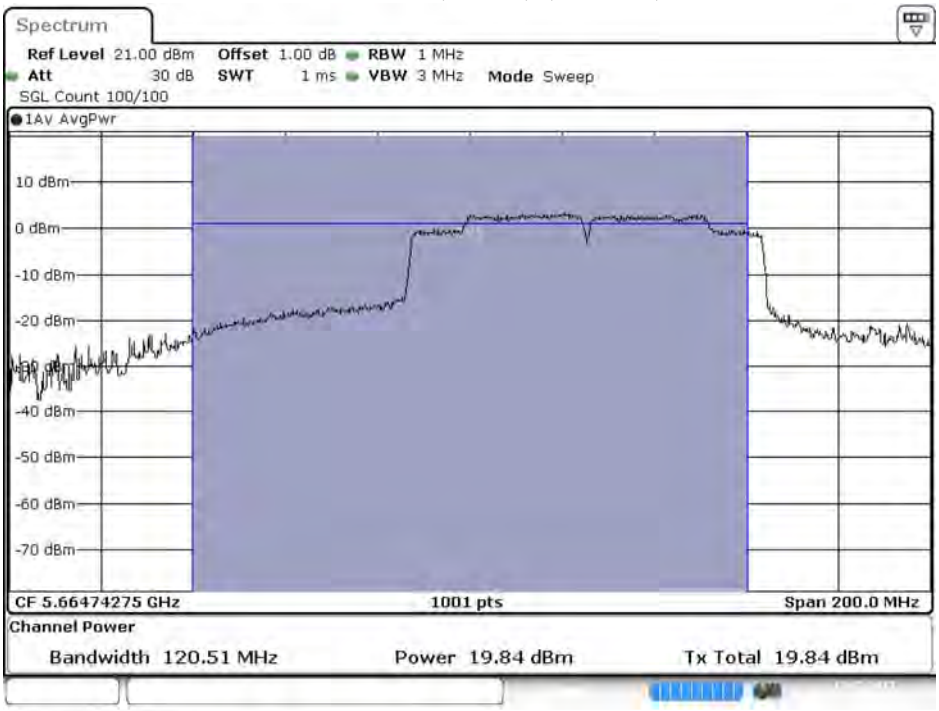

Date: 12.JUL.2017 16:29:15

Channel 138 (Band4) (Chain B)

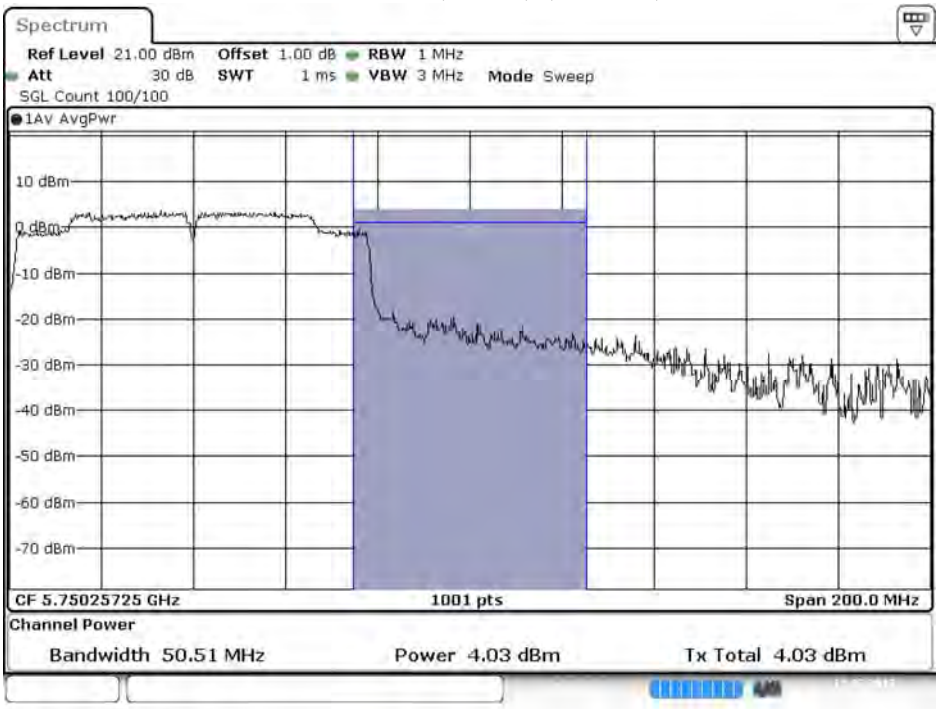

Date: 12.JUL.2017 16:29:37

Maximum conducted output power:

Channel 155 (Chain B)

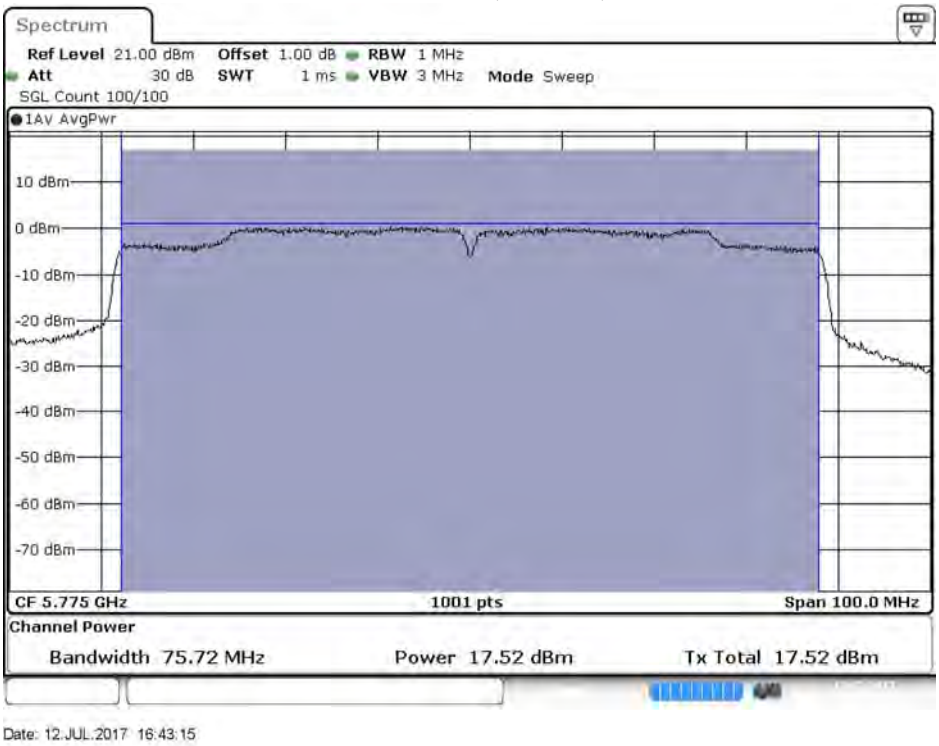

待測物名稱：Intel® Wireless-AC 9260
待測物型號：9260NGW　　測試項目：峰值發射功率
測試頻道：--　　測試模式：Mode 1: 發射器 802.11ac-160BW_Beamforming
6 dB 頻寬：1MHz　　視頻頻寬：3MHz
檢測器：峰值　　環境溫度：21 ℃
測試日期：106 年 07 月 17 日　　環境濕度：53 %

Chain A

Cable loss=1dB		Maximum conducted output power										
Channel No	Frequency (MHz)	Data Rate (Mbps)										Required Limit
		VTH0	VTH1	VTH2	VTH3	VTH4	VTH5	VTH6	VTH7	VTH8	VTH9	
50ac160 (Band1)	5250	10.59	10.55	10.51	10.47	10.43	10.38	10.34	10.29	10.24	10.19	<24dBm
50ac160 (Band2)	5250	10.75	10.69	10.63	10.59	10.55	10.51	10.47	10.42	10.38	10.32	<24dBm
114ac160	5570	15.26	15.22	15.18	15.13	15.09	15.03	14.97	14.93	14.89	14.82	<24dBm

Note: Maximum conducted output power Value =Reading value on Spectrum Analyzer + cable loss

Chain B

Cable loss=1dB		Maximum conducted output power										
Channel No	Frequency (MHz)	Data Rate (Mbps)										Required Limit
		VTH0	VTH1	VTH2	VTH3	VTH4	VTH5	VTH6	VTH7	VTH8	VTH9	
50ac160 (Band1)	5250	10.44	10.40	10.36	10.32	10.27	10.22	10.18	10.13	10.09	10.03	<24dBm
50ac160 (Band2)	5250	10.57	10.53	10.49	10.42	10.37	10.32	10.27	10.22	10.17	10.11	<24dBm
114ac160	5570	15.03	14.98	14.93	14.89	10.84	10.79	10.75	10.71	10.67	10.61	<24dBm

Note: Maximum conducted output power Value =Reading value on Spectrum Analyzer + cable loss

Maximum conducted output power Measurement
Chain A+ B

Channel No	Frequency Range	99% Bandwidth	Chain A Power	Chain B Power	Output Power	Output Power Limit		Result
	(MHz)	(MHz)	(dBm)	(dBm)	(dBm)	(dBm)	dBm+10log(BW)	
144(Band1)	5250	--	10.590	10.440	13.53	24	--	Pass
144(Band2)	5250	76.420	10.750	10.570	13.67	24	29.83	Pass
114ac160	5570	153.050	15.260	15.030	18.16	24	32.85	Pass

Note:

1. Output Power (dBm) = 10LOG (Chain A Power (mW)+ Chain B Power (mW))
2. 99% Bandwidth is the bandwidth of chain A or chain B whichever is less bandwidth, output power limitation is more stringent.

99% Occupied Bandwidth:

Channel 50 – Chain A

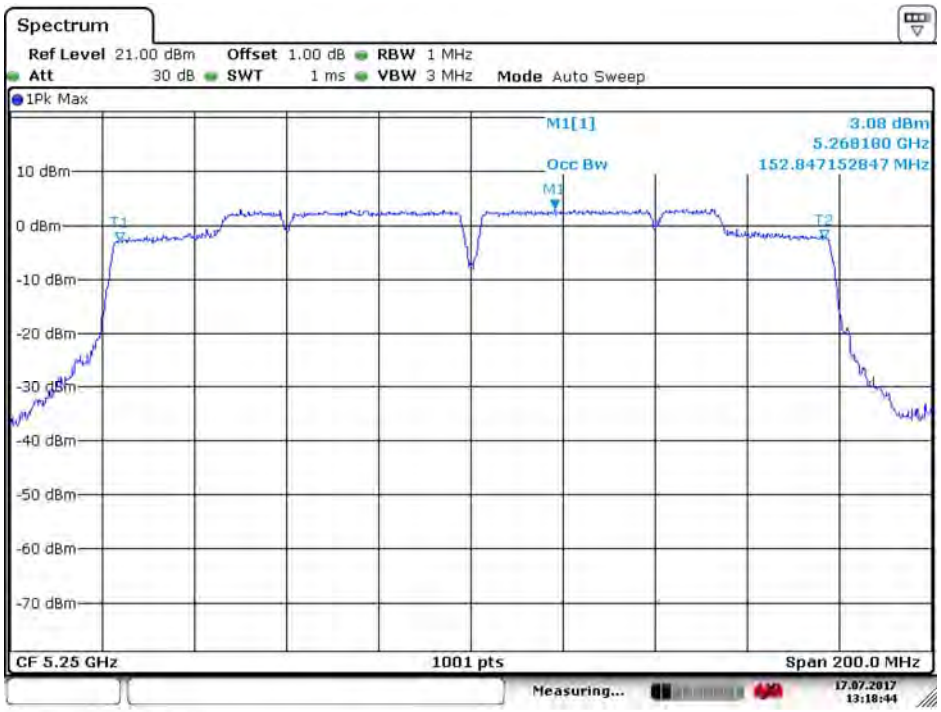

Date: 17.JUL.2017 13:18:44

Channel 114: Chain A

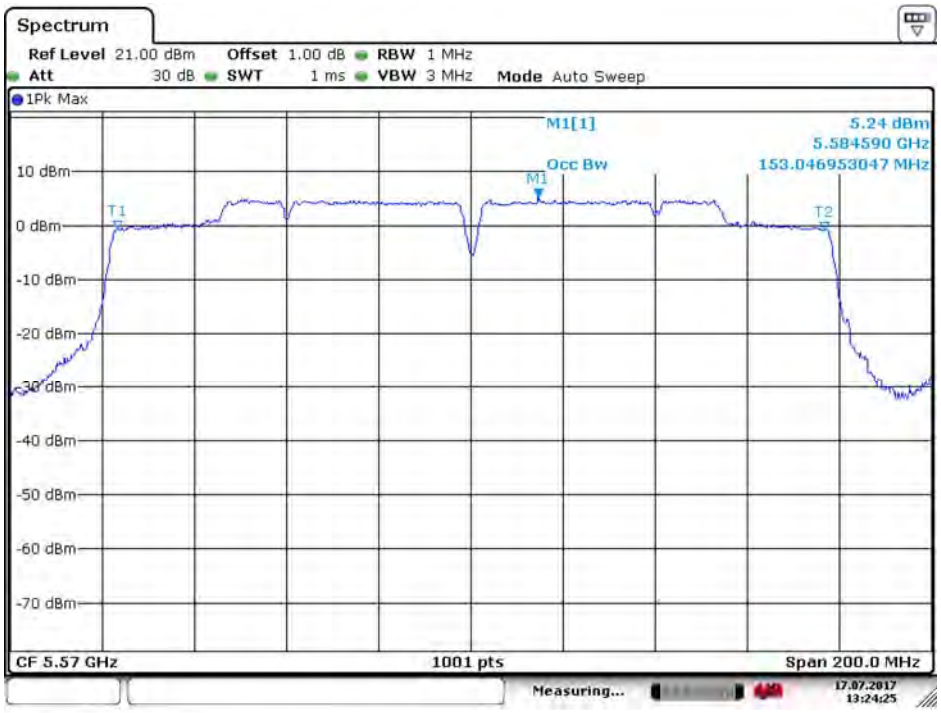

Date: 17.JUL.2017 13:24:26

99% Occupied Bandwidth:

Channel 50 (Chain B)

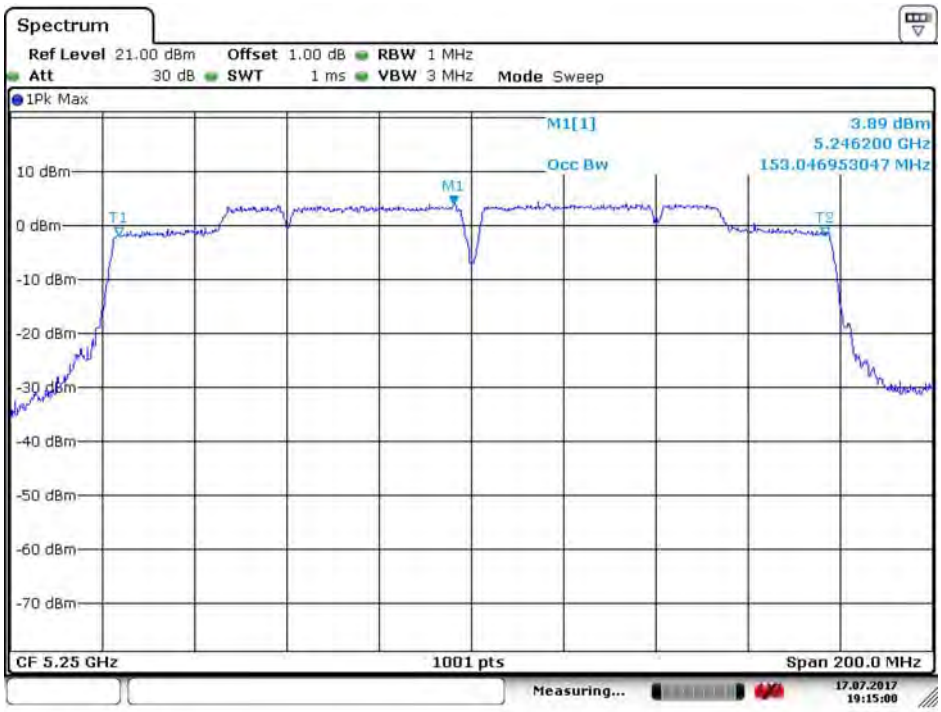

Date: 17.JUL.2017 19:15:01

Channel 114: Chain B

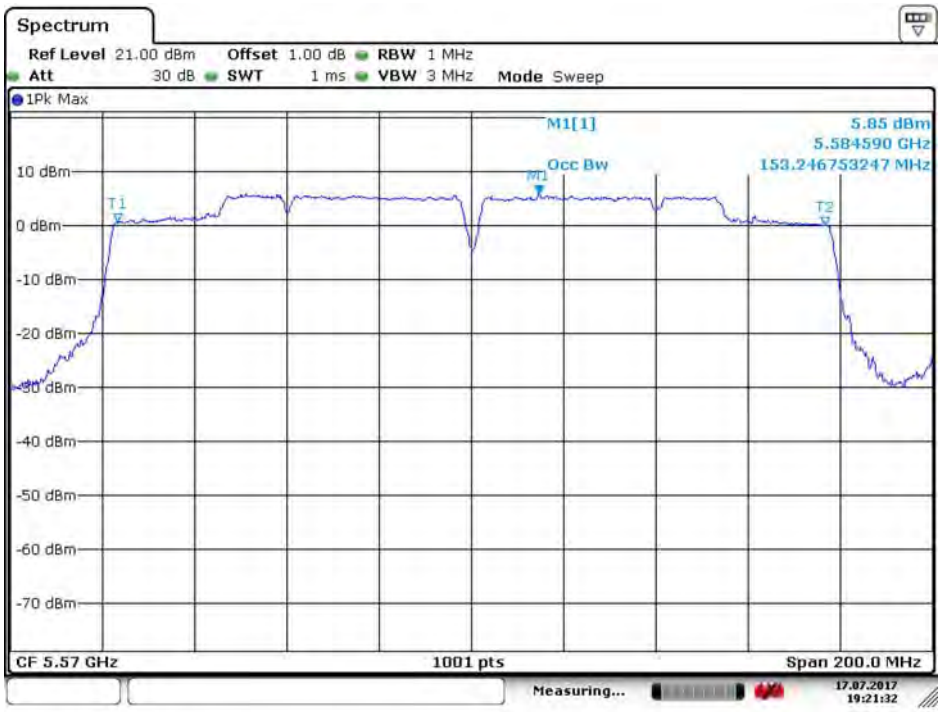

Date: 17.JUL.2017 19:21:33

Maximum conducted output power:

Channel 50 (Chain A)

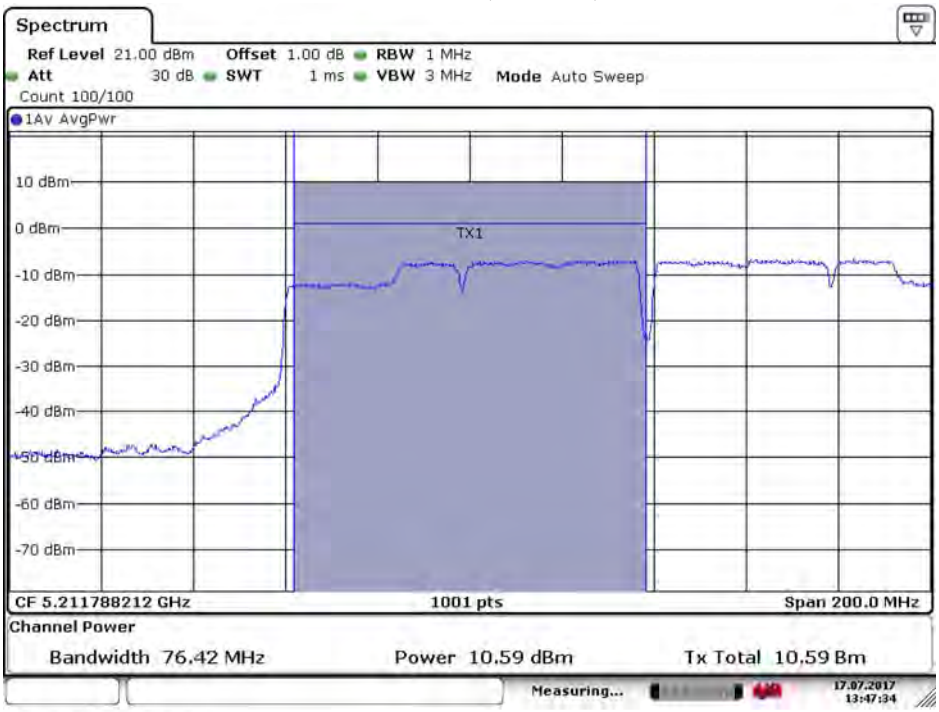

Date: 17.JUL.2017 13:47:34

Maximum conducted output power:

Channel 50 (Chain A)

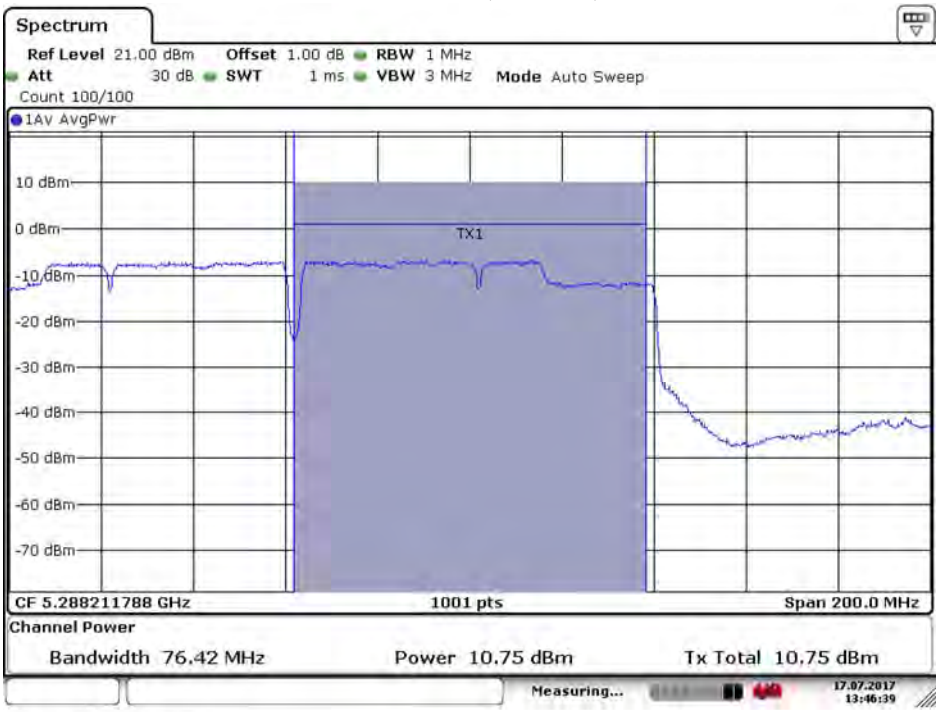

Date: 17.JUL.2017 13:46:39

Maximum conducted output power:

Channel 114 (Chain A)

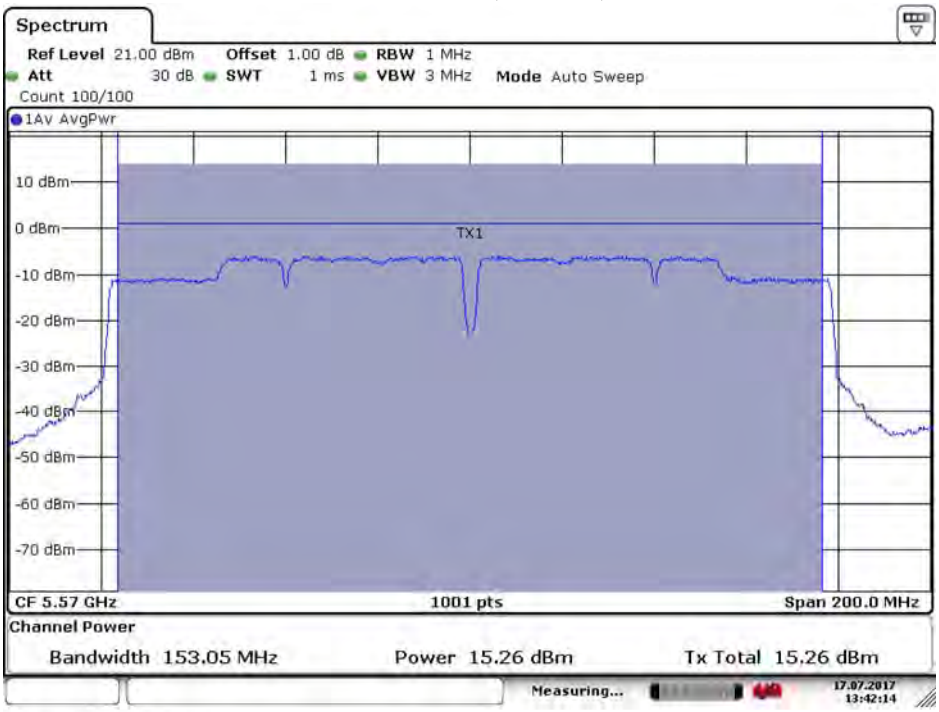

Date: 17.JUL.2017 13:42:15

Maximum conducted output power:

Channel 50 (Chain B)

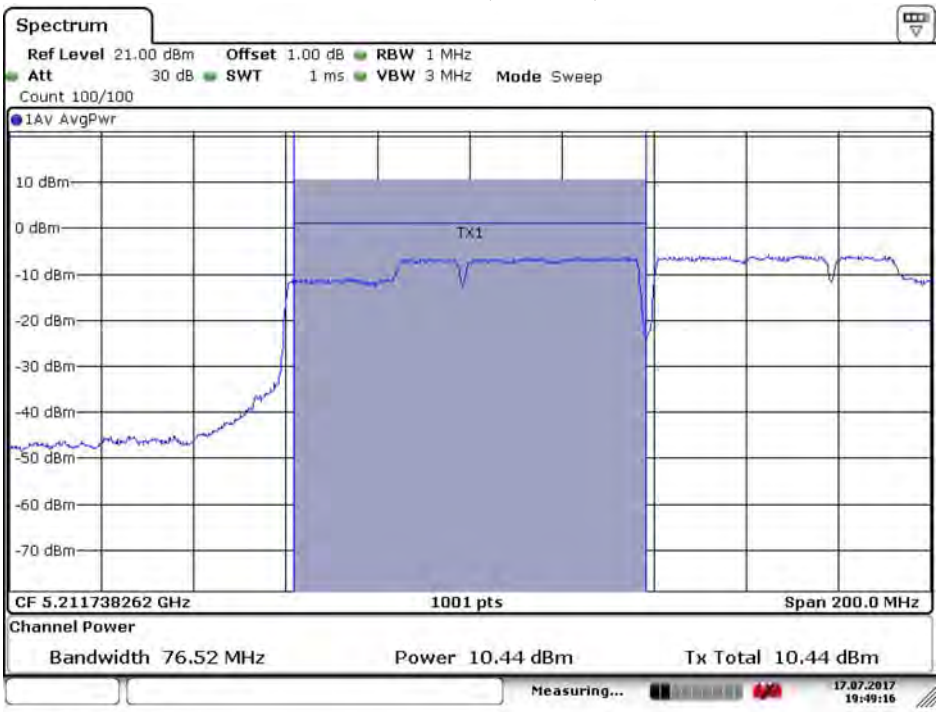

Date: 17.JUL.2017 19:49:16

Maximum conducted output power:

Channel 50 (Chain B)

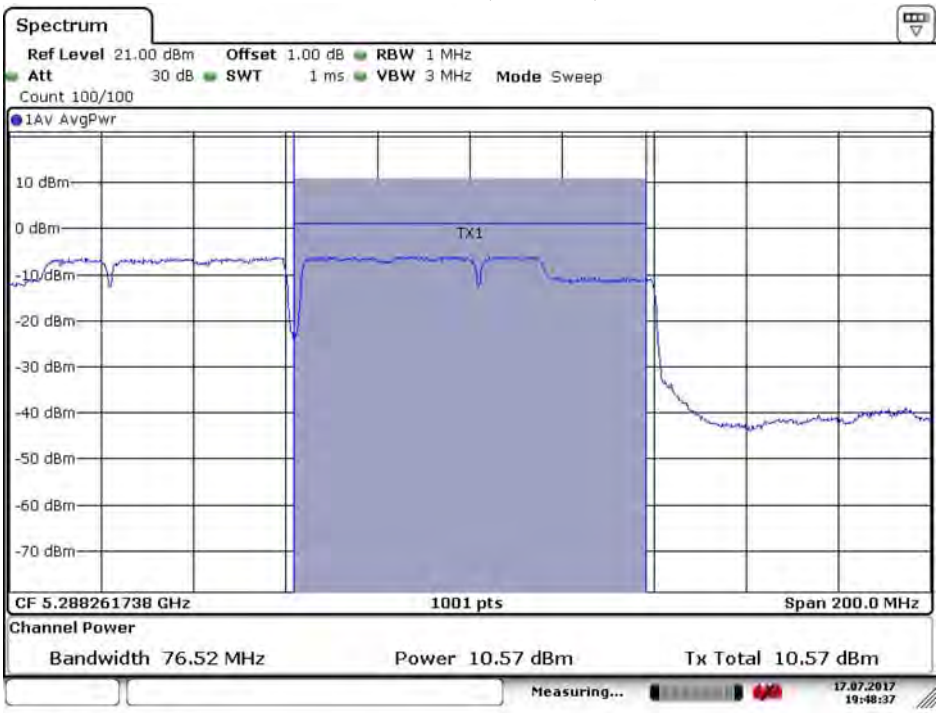

Date: 17.JUL.2017 19:48:37

Channel 114 (Chain B)

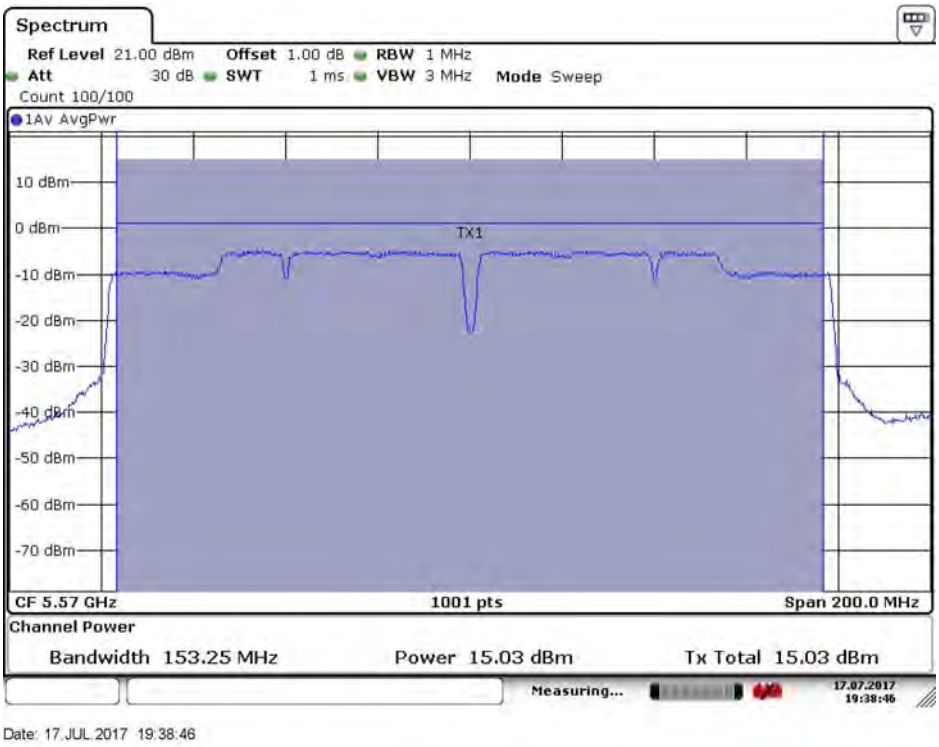

峰值發射功率測試結果:	**PASS**

6. 峰值功率頻譜密度

6.1. 適用標準

依據國家通訊傳播委員會低功率射頻電機技術規範之第 4.7.3 節

4.7.3.1 使用於 5.15 GHz～5.25 GHz 頻段

(1) 供戶外操作使用:

(A) 最大傳導輸出功率應小於或等於 1 W。

(B) 在任何 1 MHz 頻帶中最大功率頻譜密度應小於或等於 17 dBm。

(C) 使用超過 6 dBi 方向增益之發射天線時，應依超過 6 dBi 天線方向增益的 dBi 總量，等量減少最大傳導輸出功率及最大功率頻譜密度。

(D) 在水平面仰角超過 30 度時，其最大 EIRP 應小於或等於 21 dBm。

(2) 供室內操作使用:

(A) 最大傳導輸出功率應小於或等於 1 W。

(B) 在任何 1 MHz 頻帶中最大功率頻譜密度應小於或等於 17 dBm。

(C) 使用超過 6 dBi 方向增益之發射天線時，應依超過 6 dBi 天線方向增益的 dBi 總量，等量減少最大傳導輸出功率及最大功率頻譜密度。

(3) 供固定式點對點操作使用:

(A) 最大傳導輸出功率應小於或等於 1 W。

(B) 在任何 1 MHz 頻帶中最大功率頻譜密度應小於或等於 17 dBm。

(C) 使用超過 23 dBi 方向增益之指向性天線時，應依超過 23 dBi 天線方向增益的 dBi 總量，等量減少最大傳導輸出功率及最大功率頻譜密度。

(D) 固定式點對點操作，不包括點對多點系統、全方向性應用及多台共站發射機傳送相同資訊。

(4) 供用戶端裝置(Client Device)操作使用:

(A) 最大傳導輸出功率應小於或等於 250 mW。

(B) 在任何 1 MHz 頻帶中最大功率頻譜密度應小於或等於 11 dBm。

(C) 使用超過 6 dBi 方向增益之發射天線時，應依超過 6 dBi 天線方向增益的 dBi 總量，等量減少最大傳導輸出功率及最大功率頻譜密度。

4.7.3.2 使用頻率於 5.25 GHz～5.35 GHz 與 5.470 GHz～5.725 GHz 頻段

(1) 最大傳導輸出功率應小於或等於 250 mW 或 11dBm+10log B (B 是 26 dB 發射頻寬，單位 MHz)之較小者。

(2) 最大功率頻譜密度在任何 1 MHz 頻帶中應小於或等於 11 dBm。

(3) 使用超過 6 dBi 方向增益之發射天線時，應依超過 6 dBi 天線方向增益的 dBi 總量，等量減少最大傳導輸出功率及最大功率頻譜密度。

4.7.3.3 使用頻率於 5.725 GHz～5.850 GHz 頻段

(1) 最大傳導輸出功率應小於或等於 1 W。

(2) 在任何 500 kHz 頻帶中最大功率頻譜密度應小於或等於 30 dBm。

(3) 供固定式點對點操作時，使用方向增益超過 6 dBi 之發射天線，可不需對應減少發射器之傳導輸出功率限制值。

(4) 除(3)外，使用超過 6 dBi 方向增益之發射天線時，應依超過 6 dBi 天線方向增益的 dBi 總量，等量減少最大傳導輸出功率及最大功率頻譜密度

6.2. 量測方法

(A) 應將測試儀器直接連接待測物，以傳導方式執行。

(B) 5.15 GHz～5.25 GHz、5.25 GHz～5.35 GHz 及 5.47 GHz～5.725 GHz 頻段，測試儀器之頻寬應設定為 1 MHz 頻寬或待測物之 26 dB 發射頻寬，兩者取較小者。

(C) 5.725 GHz～5.850 GHz 頻段，測試儀器之頻寬應設定為 500 kHz 或待測物之 26 dB 發射頻寬，兩者取較小者。

(D) 解析頻寬小於(B)或(C)時，應以補償方式計算總功率頻譜密度。

For the band 5.725-5.85 GHz, Scale the observed power level to an equivalent value in 500 kHz by adjusting (increase) the measured power by a bandwidth correction factor (BWCF) where BWCF = 10log (500 kHz/100 kHz) = 6.98 dB.

6.3. 測試架構圖

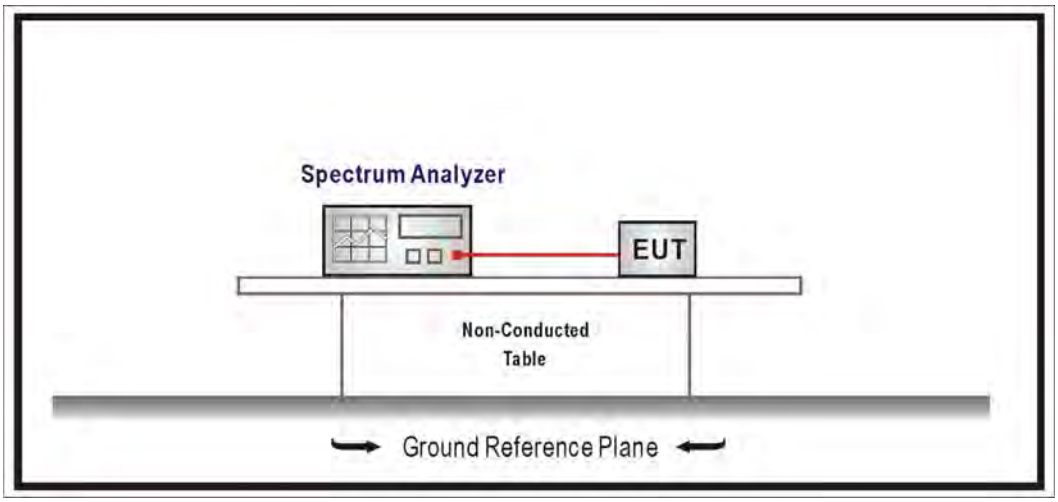

6.4. 量測不確定度

此項測試之量測不確定度為±1.30dB。

6.5. 峰值功率頻譜密度測試結果

待測物名稱：Intel® Wireless-AC 9260
待測物型號：9260NGW　　測試項目：峰值功率頻譜密度
測試頻道：--　　測試模式：Mode 1: 發射器 802.11a
6 dB 頻寬：1MHz　　視頻頻寬：1MHz
檢測器：峰值　　環境溫度：21 ℃
測試日期：106 年 07 月 11 日　　環境濕度：53 %

Channel Number	Frequency (MHz)	Chain	PPSD (dBm)	Total PPSD (dBm)	Required Limit (dBm)	Result
36	5180	A	7.960	10.970	11	Pass
		B	7.540	10.550	11	Pass
44	5220	A	7.850	10.860	11	Pass
		B	7.740	10.750	11	Pass
48	5240	A	7.860	10.870	11	Pass
		B	7.720	10.730	11	Pass
52	5260	A	6.920	9.930	11	Pass
		B	6.220	9.230	11	Pass
60	5300	A	7.530	10.540	11	Pass
		B	7.110	10.120	11	Pass
64	5320	A	6.900	9.910	11	Pass
		B	6.970	9.980	11	Pass
100	5500	A	6.190	9.200	11	Pass
		B	5.160	8.170	11	Pass
116	5580	A	7.050	10.060	11	Pass
		B	6.160	9.170	11	Pass
140	5700	A	6.970	9.980	11	Pass
		B	6.120	9.130	11	Pass

Note :
The quantity 10*log 2 (two antennas) is added to the spectrum peak value according to document 662911 D01.

Channel Number	Frequency (MHz)	Chain	PPSD (dBm)	BWCF (dB)	Total PPSD (dBm)	Required Limit (dBm)	Result
149	5745	A	-2.910	6.980	7.080	<30	Pass
		B	-3.010	6.980	6.980	<30	Pass
157	5785	A	1.290	6.980	11.280	<30	Pass
		B	1.020	6.980	11.010	<30	Pass
165	5825	A	1.310	6.980	11.300	<30	Pass
		B	0.930	6.980	10.920	<30	Pass

Note :

The quantity 10*log 2 (two antennas) is added to the spectrum peak value according to document 662911 D01.

.

Channel 36: (Chain A)

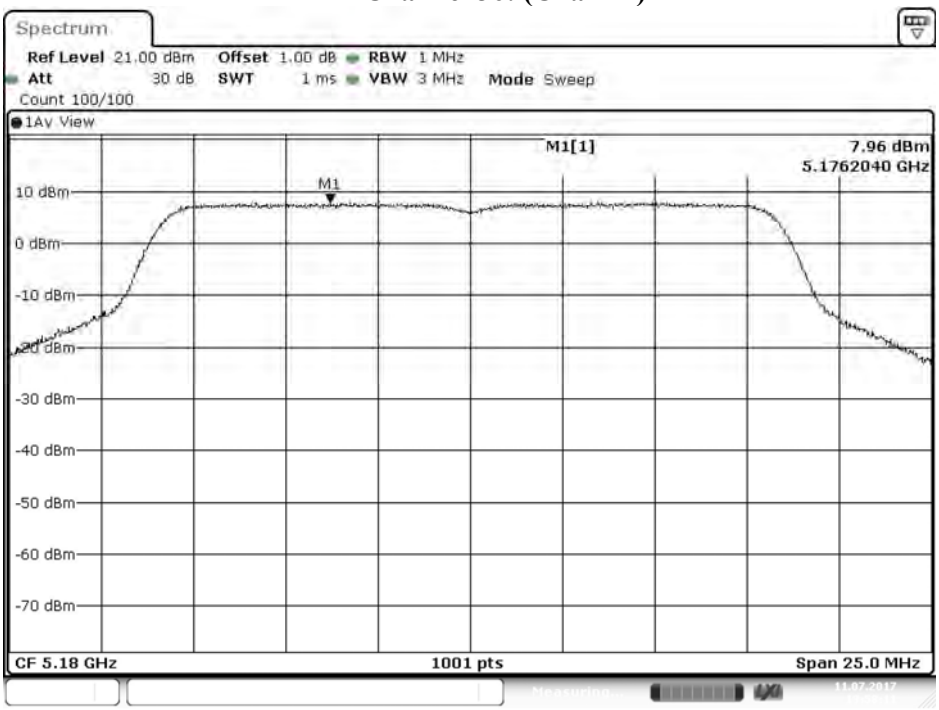

Date: 11.JUL.2017 13:58:11

Channel 36: (Chain B)

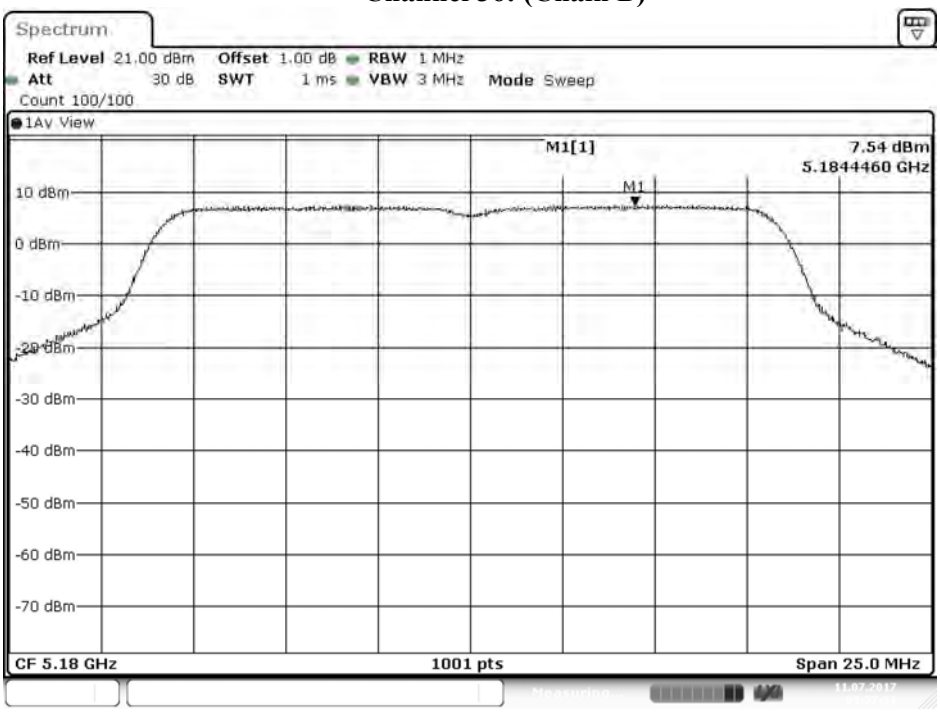

Date: 11.JUL.2017 09:57:51

Channel 44: (Chain A)

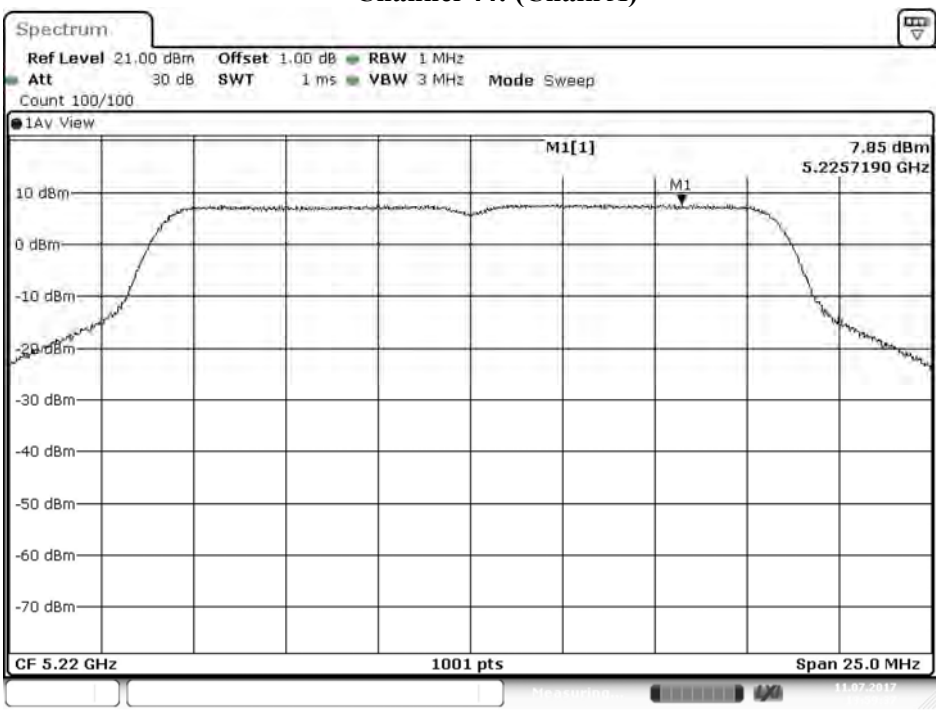

Date: 11.JUL.2017 13:59:38

Channel 44: (Chain B)

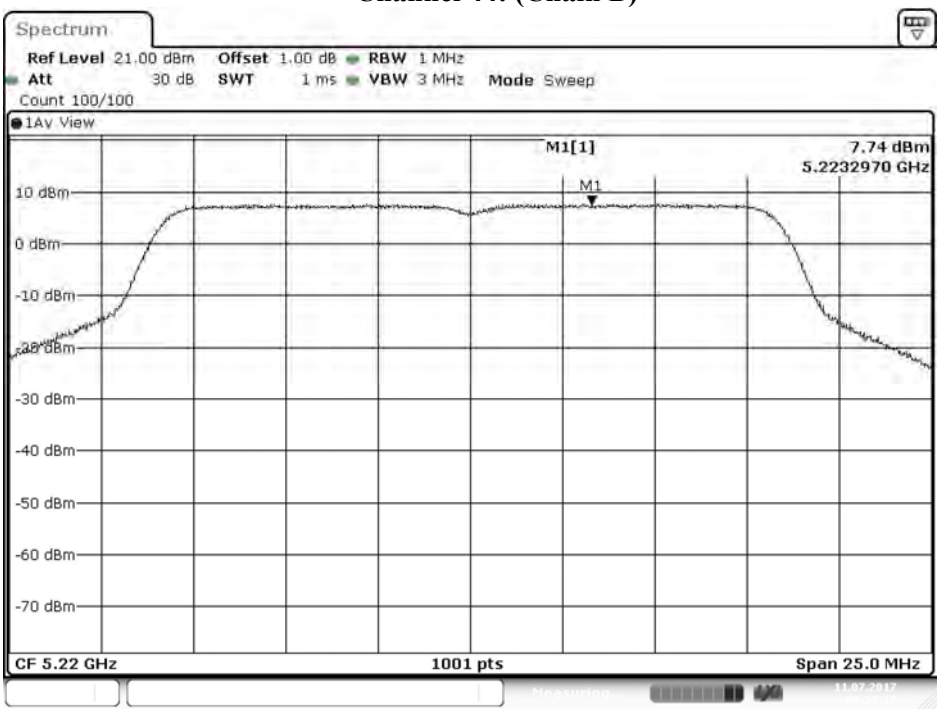

Date: 11.JUL.2017 09:59:18

Channel 48: (Chain A)

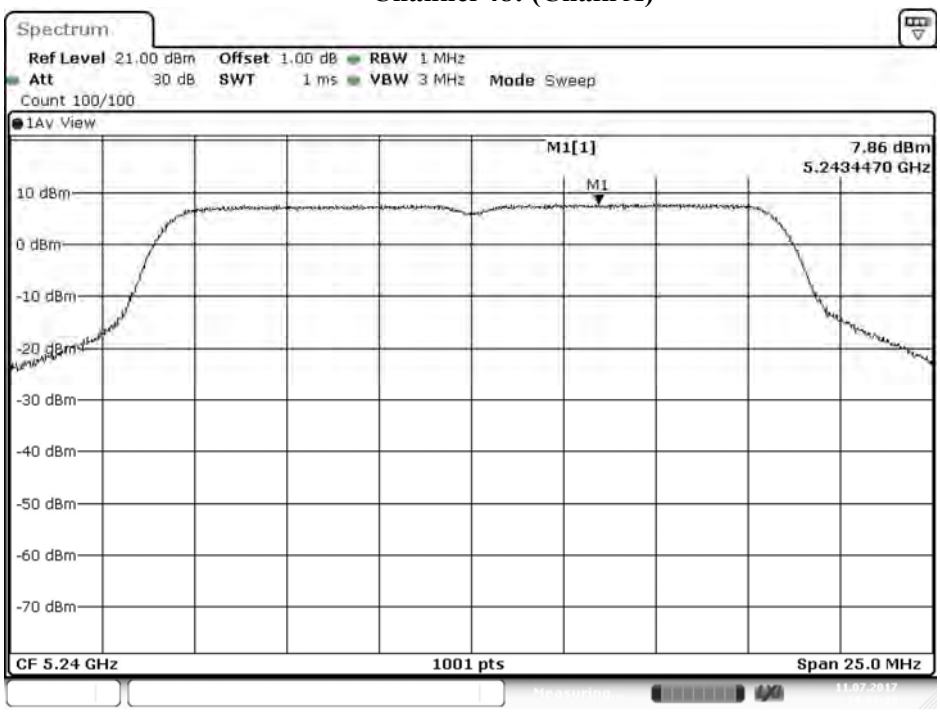

Date: 11.JUL.2017 14:03:39

Channel 48: (Chain B)

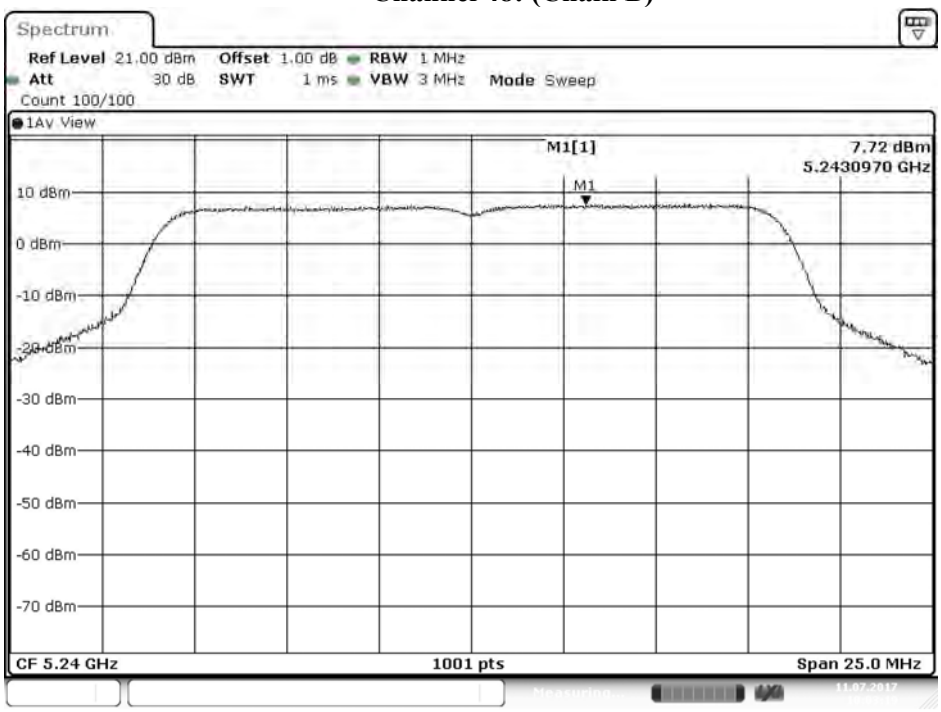

Date: 11.JUL.2017 10:03:19

Channel 52: Chain A

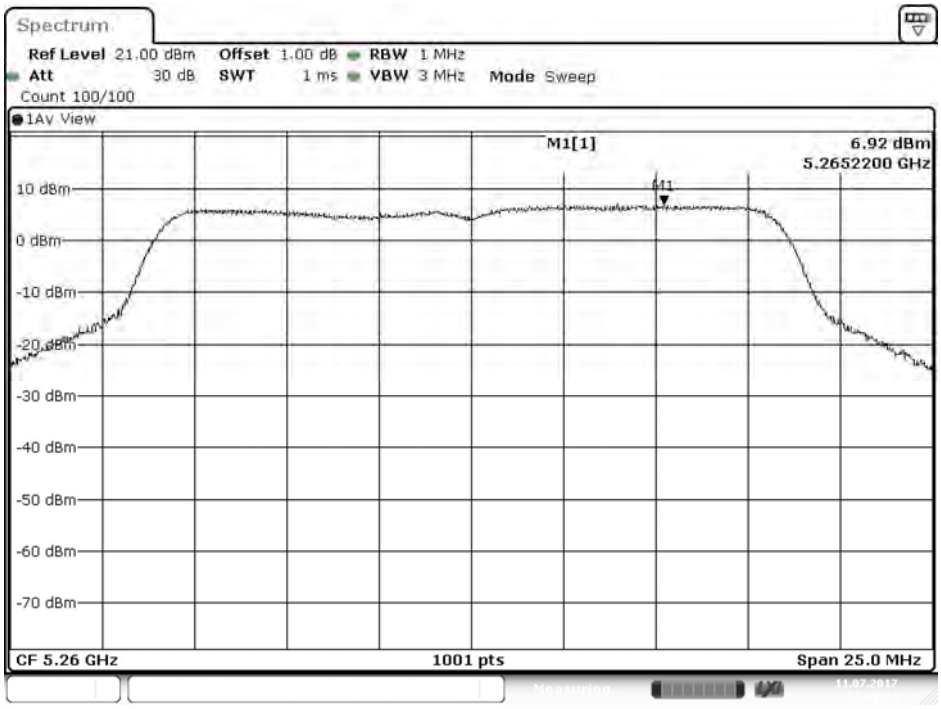

Date: 11.JUL.2017 14:08:25

Channel 52: Chain B

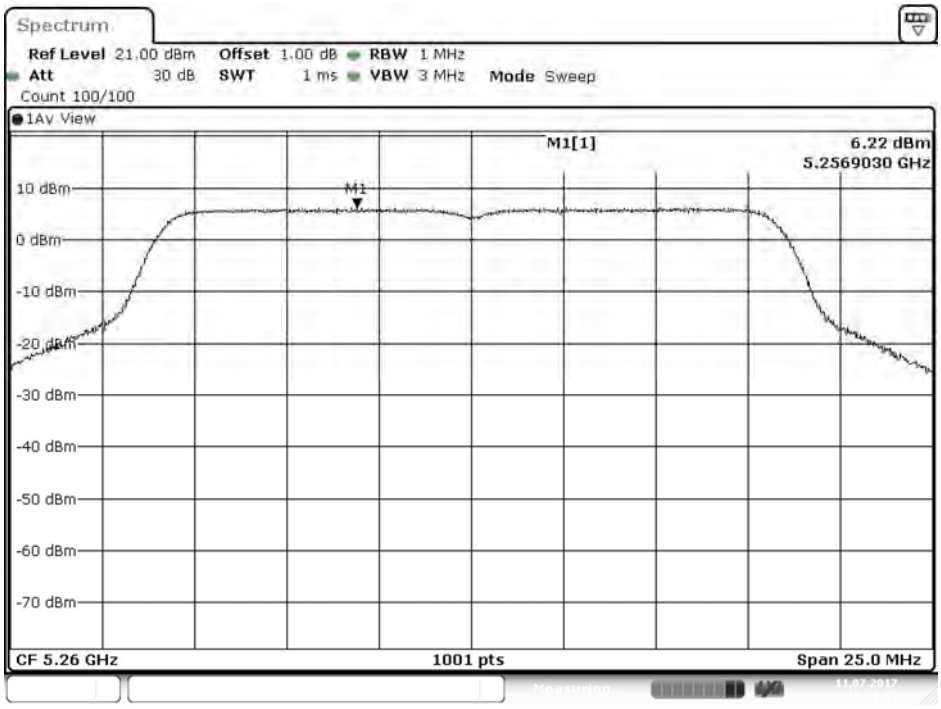

Date: 11.JUL.2017 10:08:05

Channel 60: Chain A

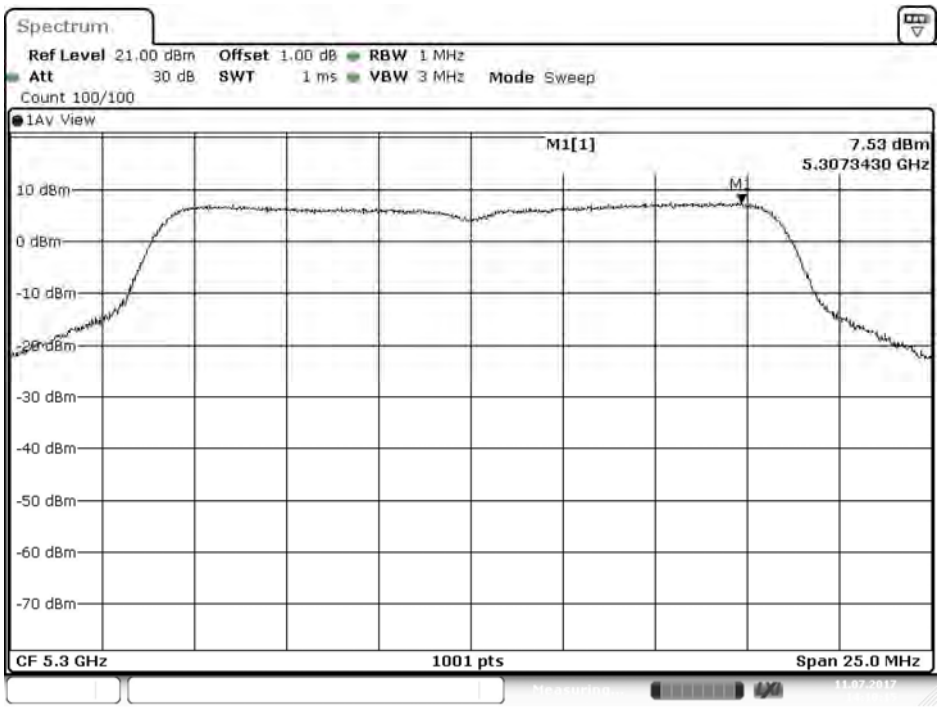

Date: 11.JUL.2017 14:10:15

Channel 60: Chain B

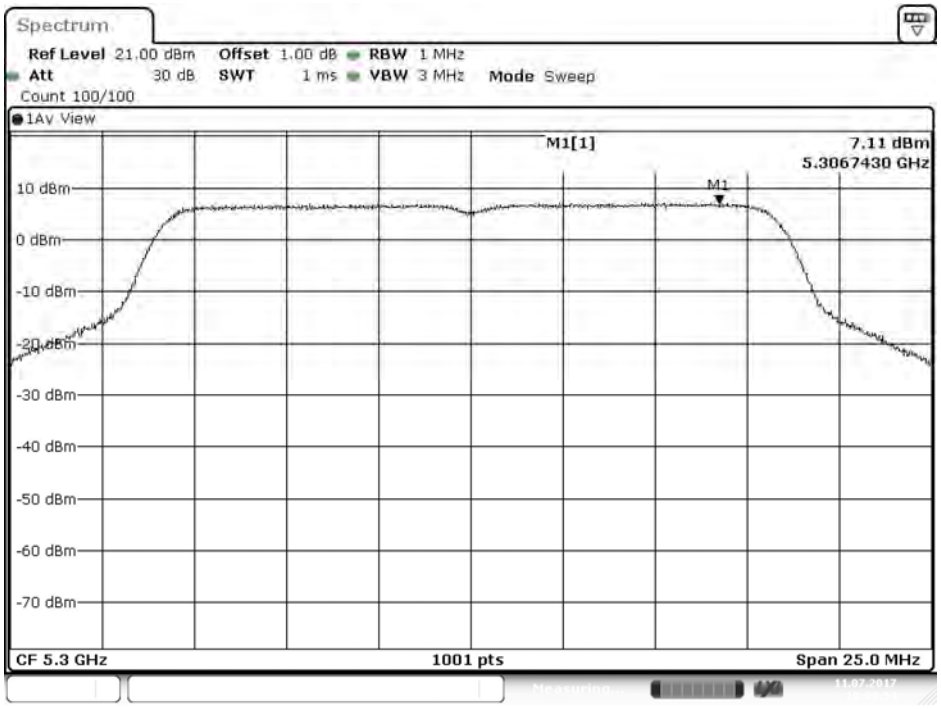

Date: 11.JUL.2017 10:09:55

Channel 64: Chain A

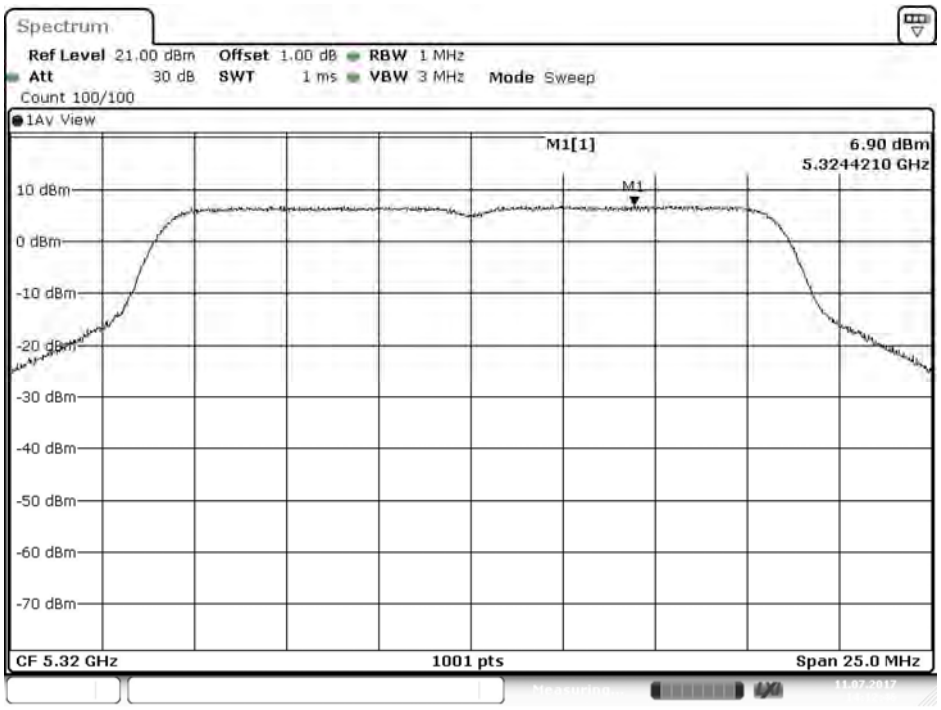

Date: 11.JUL.2017 14:12:46

Channel 64: Chain B

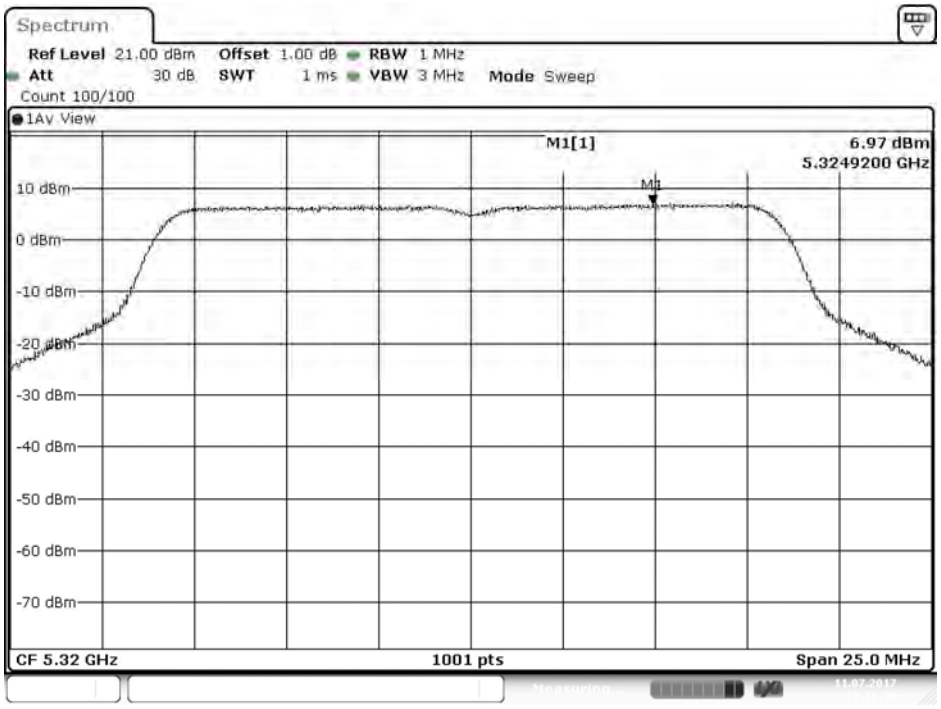

Date: 11.JUL.2017 10:16:30

Channel 100: Chain A

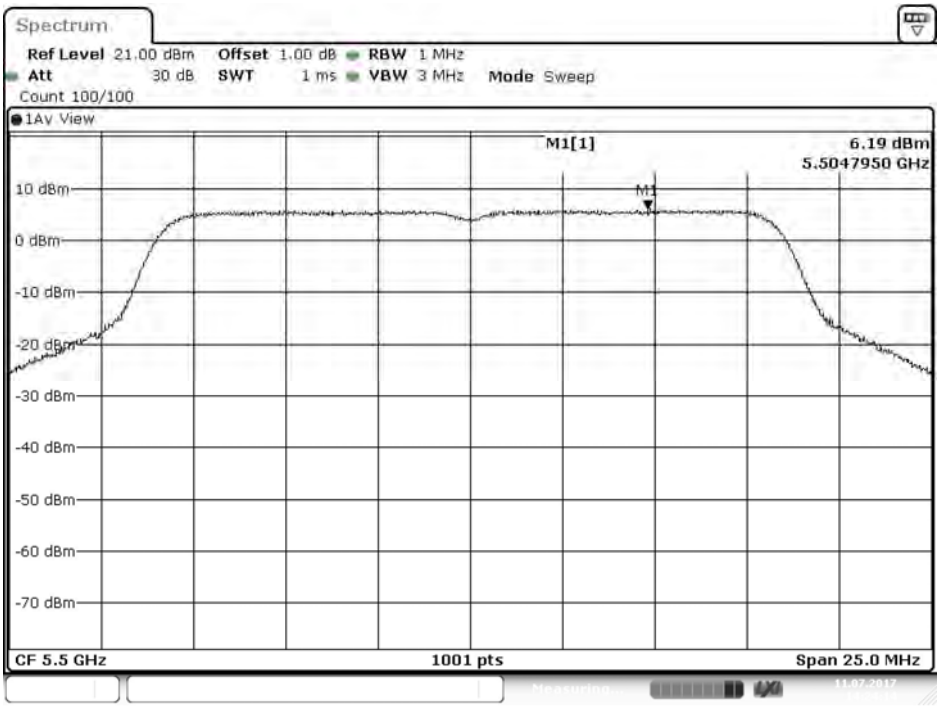

Date: 11.JUL.2017 14:24:15

Channel 100: Chain B

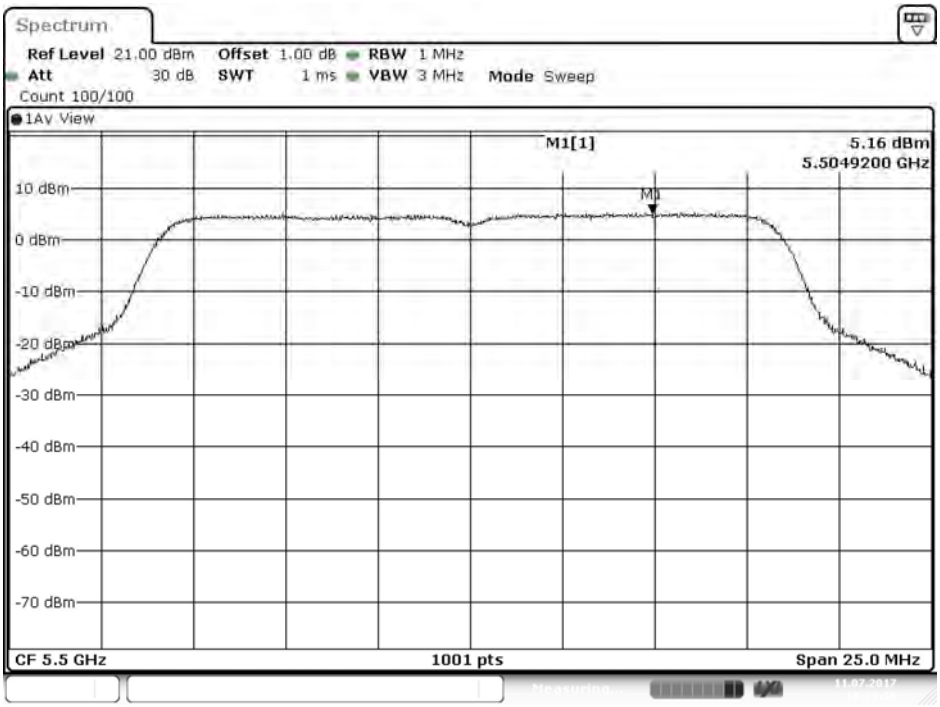

Date: 11.JUL.2017 10:23:56

Channel 120: Chain A

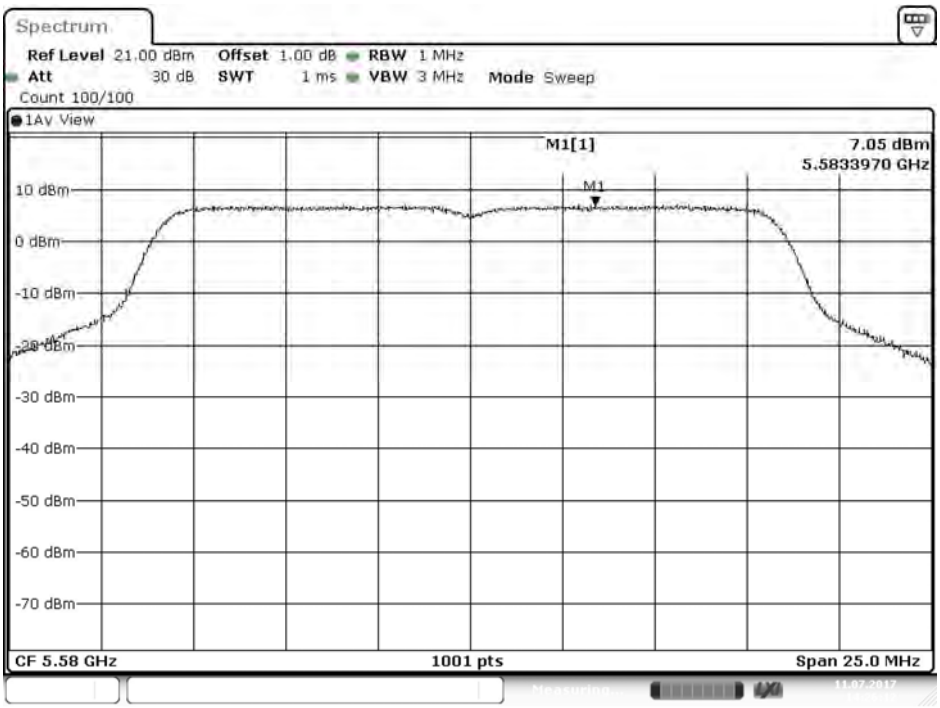

Date: 11.JUL.2017 14:26:12

Channel 120: Chain B

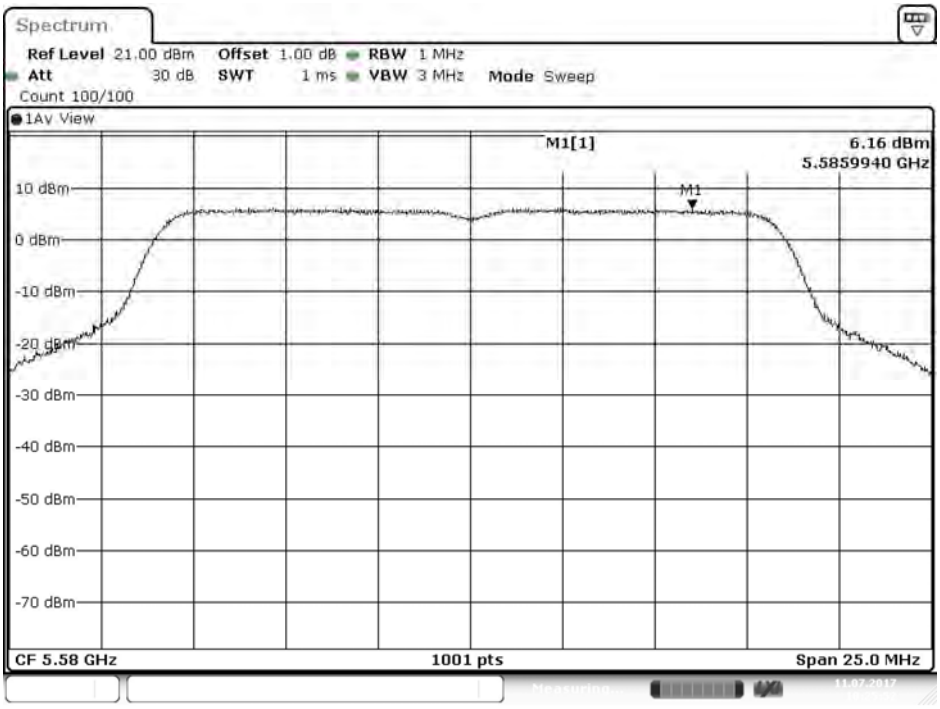

Date: 11.JUL.2017 10:25:53

Channel 140: Chain A

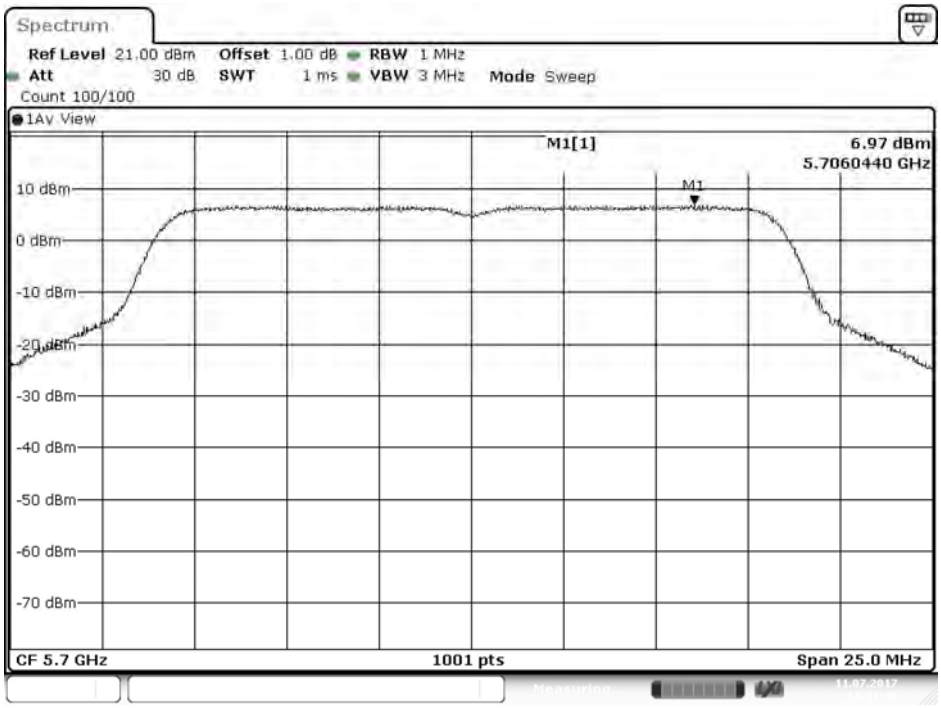

Date: 11.JUL.2017 14:31:47

Channel 140: Chain B

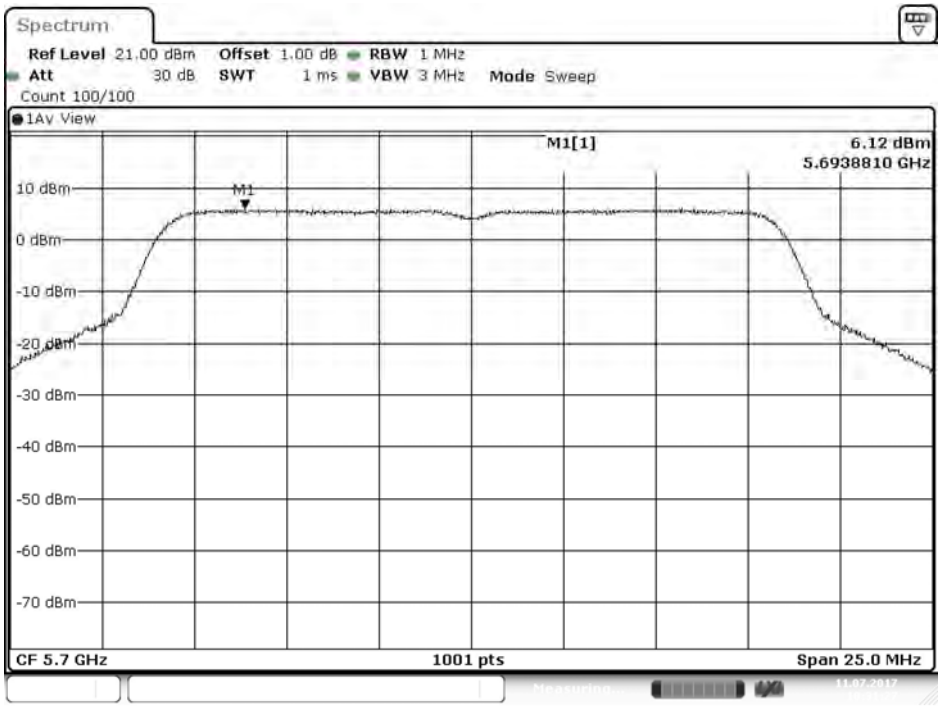

Date: 11.JUL.2017 10:31:27

Channel 149: (Chain A)

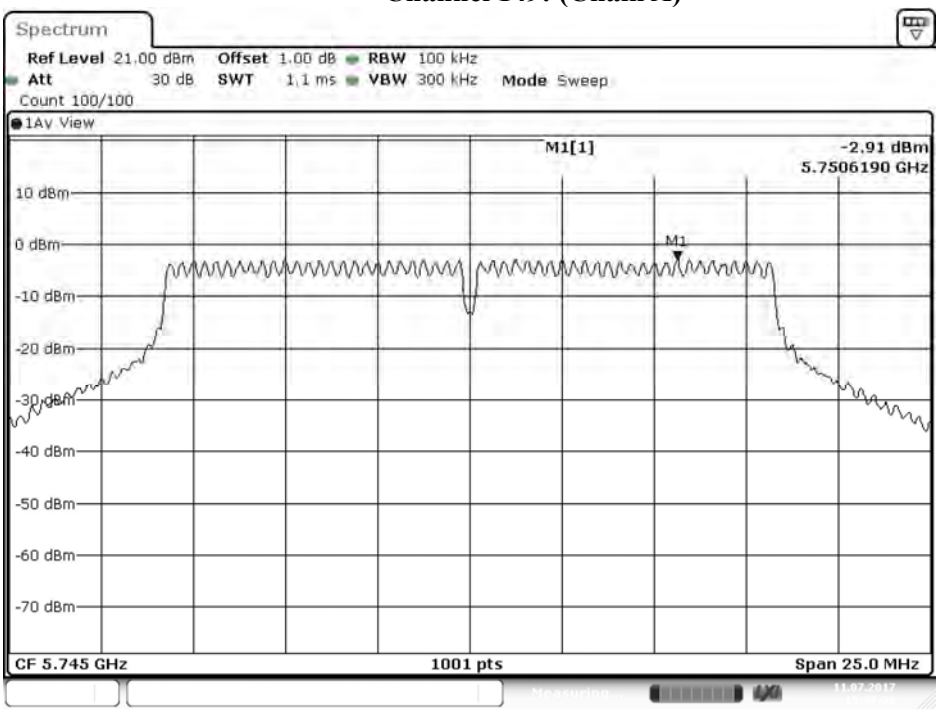

Date: 11.JUL.2017 15:37:36

Channel 149: (Chain B)

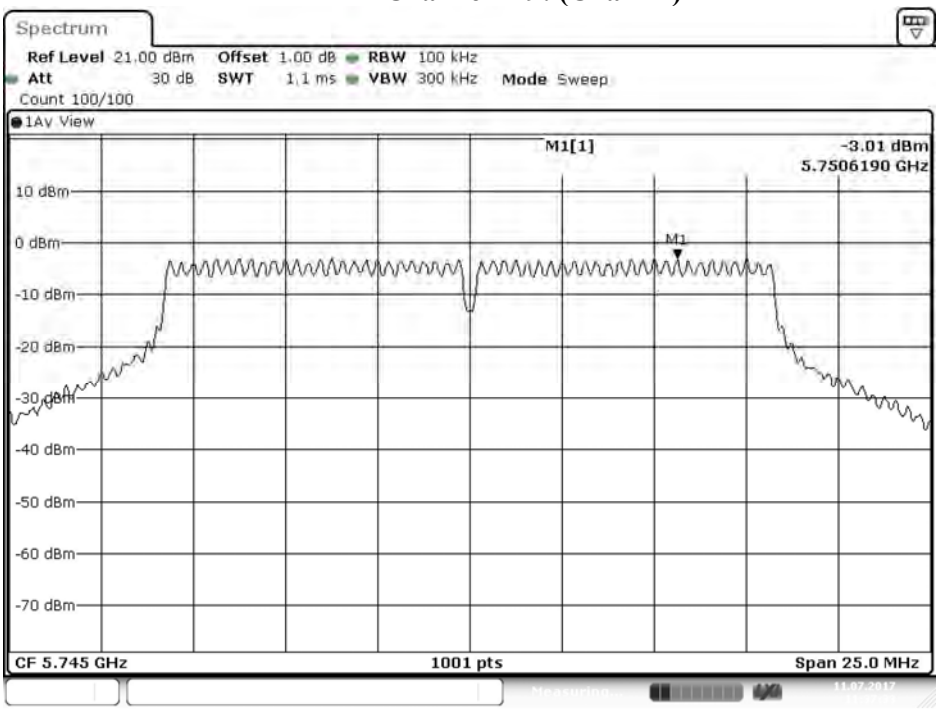

Date: 11.JUL.2017 11:37:34

Channel 157: (Chain A)

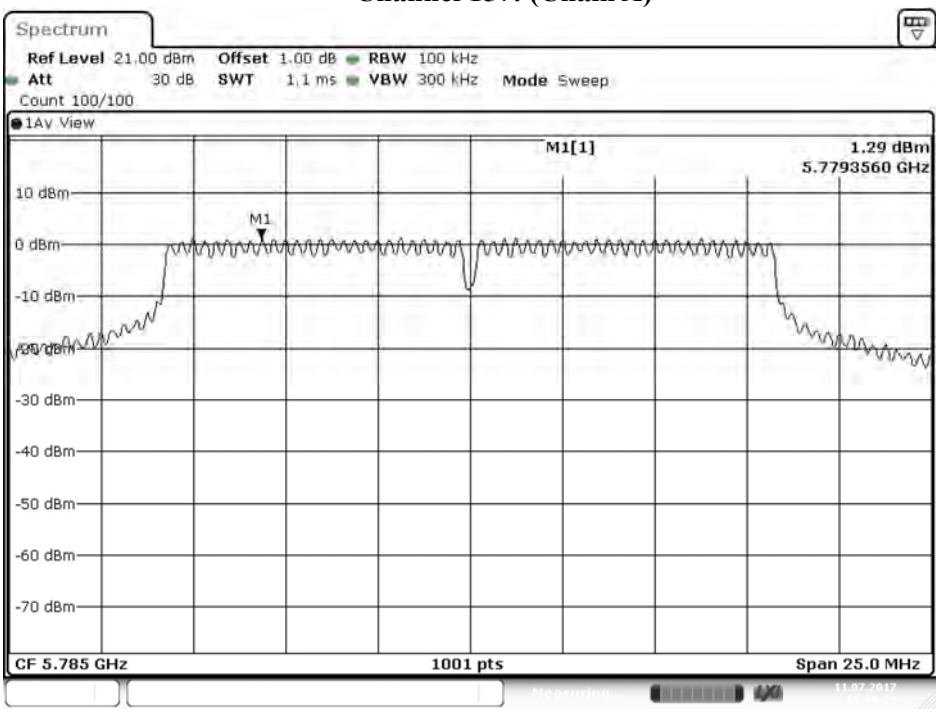

Date: 11.JUL.2017 15:39:25

Channel 157: (Chain B)

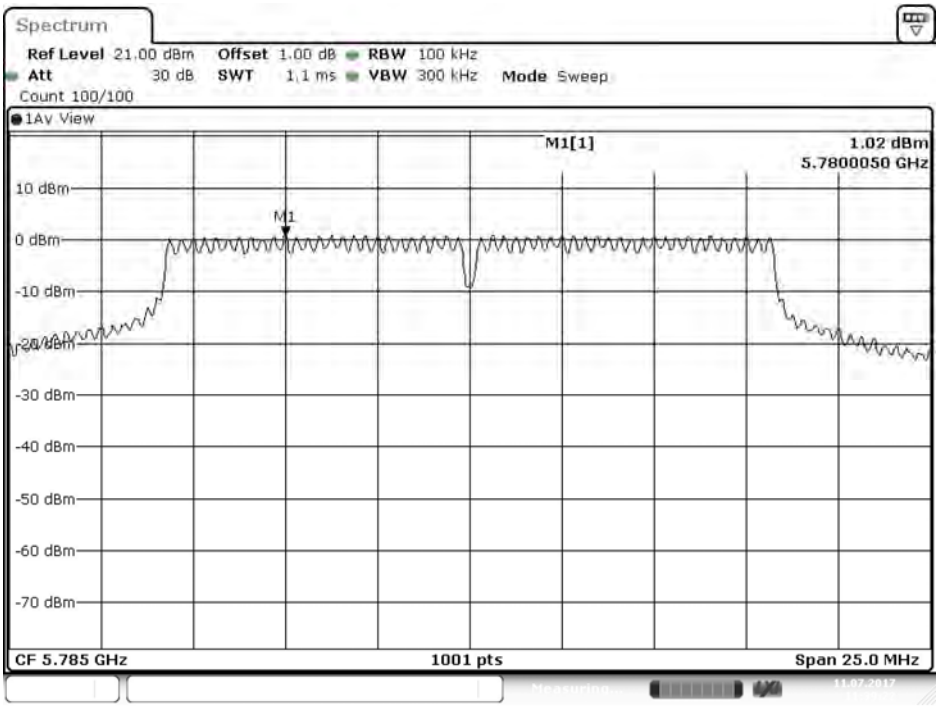

Date: 11.JUL.2017 11:39:23

Channel 165: (Chain A)

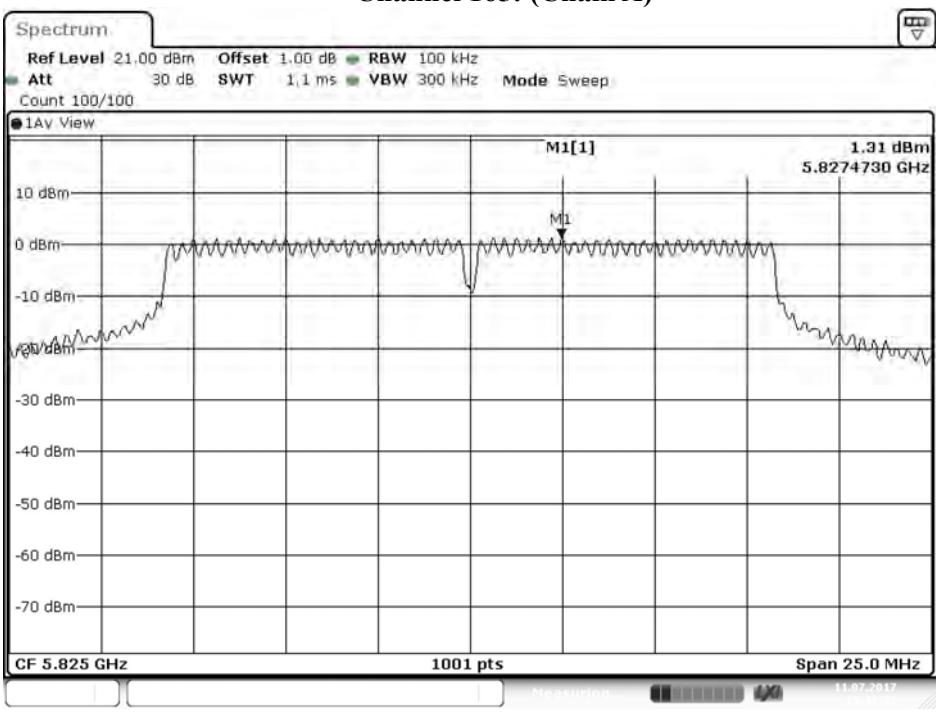

Date: 11.JUL.2017 15:41:32

Channel 165: (Chain B)

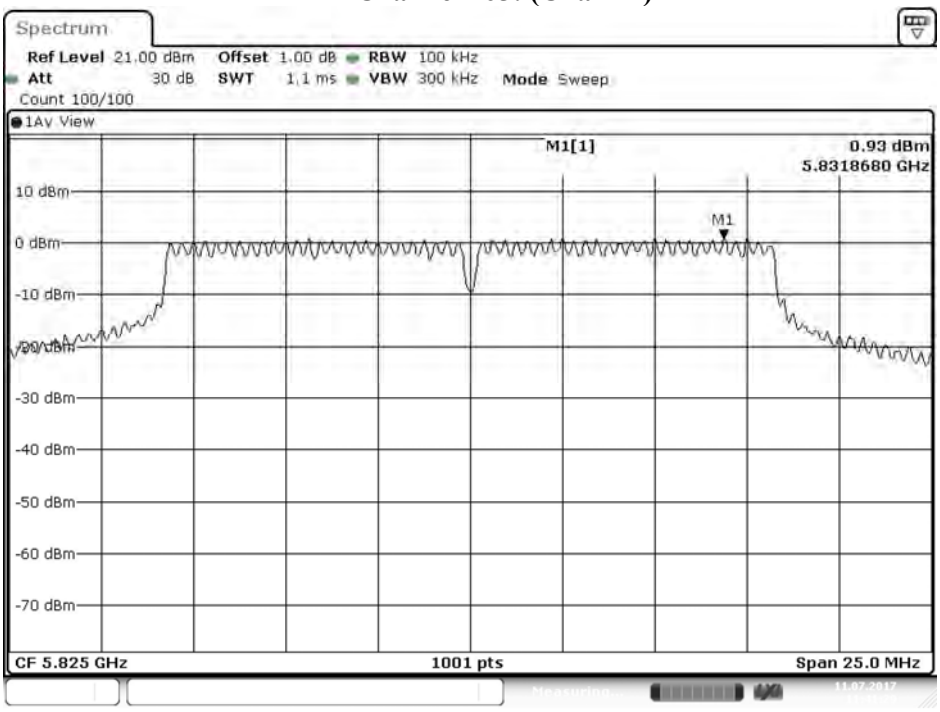

Date: 11.JUL.2017 11:41:30

待測物名稱：Intel® Wireless-AC 9260
待測物型號：9260NGW　　測試項目：峰值功率頻譜密度
測試頻道：--　　測試模式：Mode 1: 發射器 802.11n-20BW
6 dB 頻寬：1MHz　　視頻頻寬：1MHz
檢測器：峰值　　環境溫度：21 ℃
測試日期：106 年 07 月 11 日　　環境濕度：53 %

Channel Number	Frequency (MHz)	Chain	PPSD (dBm)	Total PPSD (dBm)	Required Limit (dBm)	Result
36	5180	A	7.440	10.450	11	Pass
		B	6.790	9.800	11	Pass
44	5220	A	7.460	10.470	11	Pass
		B	6.890	9.900	11	Pass
48	5240	A	7.490	10.500	11	Pass
		B	7.570	10.580	11	Pass
52	5260	A	7.300	10.310	11	Pass
		B	7.550	10.560	11	Pass
60	5300	A	7.290	10.300	11	Pass
		B	7.430	10.440	11	Pass
64	5320	A	7.460	10.470	11	Pass
		B	7.300	10.310	11	Pass
100	5500	A	6.860	9.870	11	Pass
		B	6.550	9.560	11	Pass
116	5580	A	7.890	10.900	11	Pass
		B	7.020	10.030	11	Pass
140	5700	A	5.720	8.730	11	Pass
		B	4.760	7.770	11	Pass

Note :
The quantity 10*log 2 (two antennas) is added to the spectrum peak value according to document 662911 D01.

Channel Number	Frequency (MHz)	Chain	PPSD (dBm)	BWCF (dB)	Total PPSD (dBm)	Required Limit (dBm)	Result
149	5745	A	-3.370	6.980	6.620	<30	Pass
		B	-5.740	6.980	4.250	<30	Pass
157	5785	A	-4.670	6.980	5.320	<30	Pass
		B	-4.460	6.980	5.530	<30	Pass
165	5825	A	0.250	6.980	10.240	<30	Pass
		B	-0.120	6.980	9.870	<30	Pass

Note :

The quantity 10*log 2 (two antennas) is added to the spectrum peak value according to document 662911 D01.

Channel 36: (Chain A)

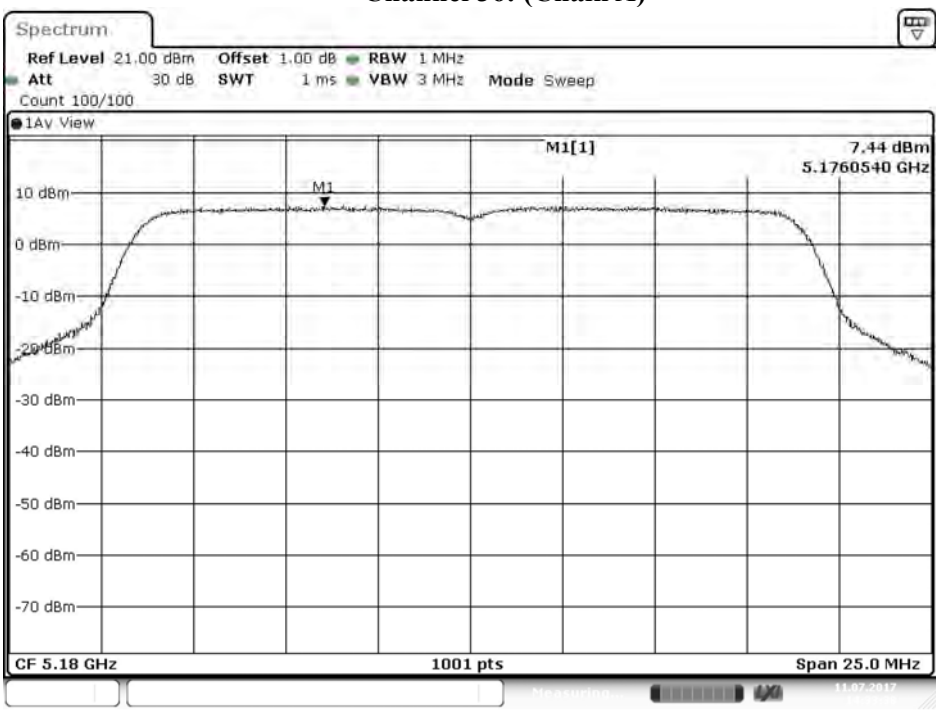

Date: 11.JUL.2017 14:33:38

Channel 36: (Chain B)

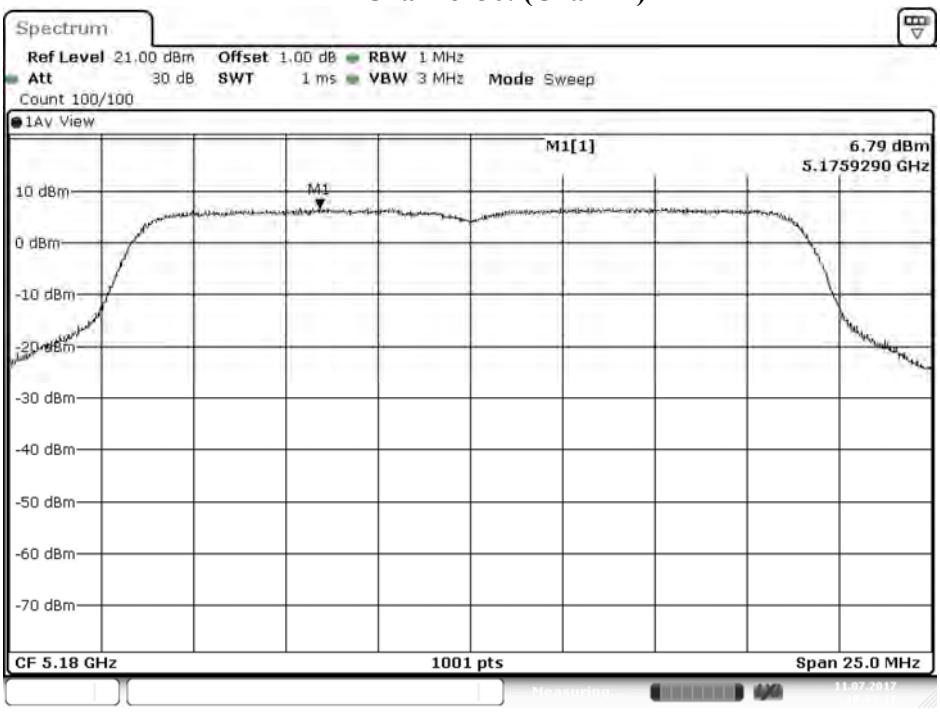

Date: 11.JUL.2017 10:33:18

Channel 44: (Chain A)

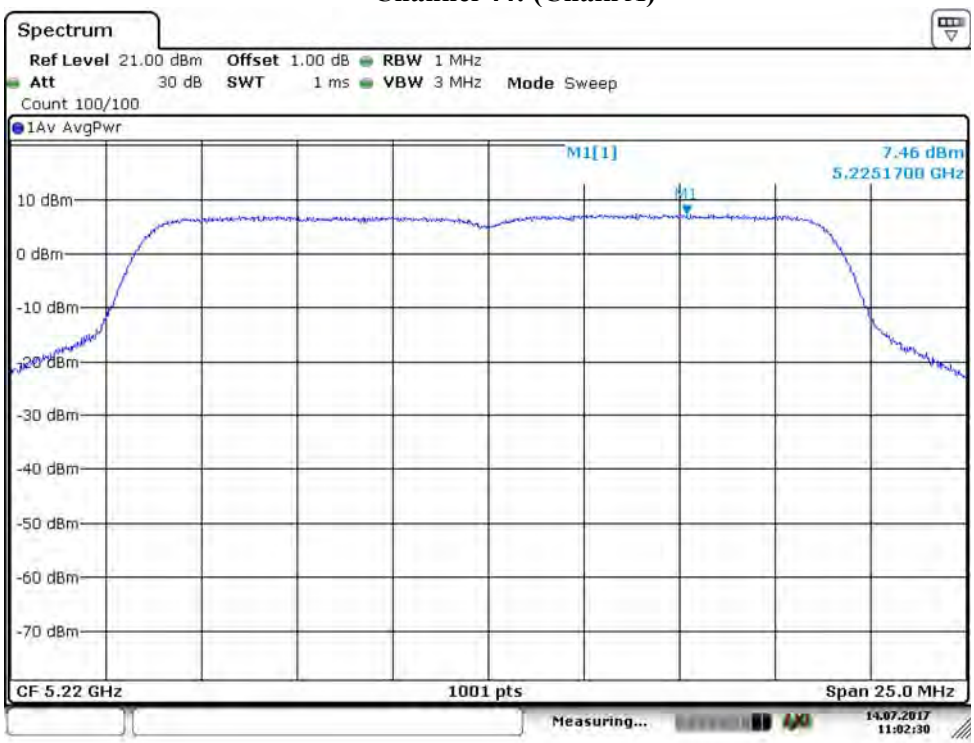

Channel 44: (Chain B)

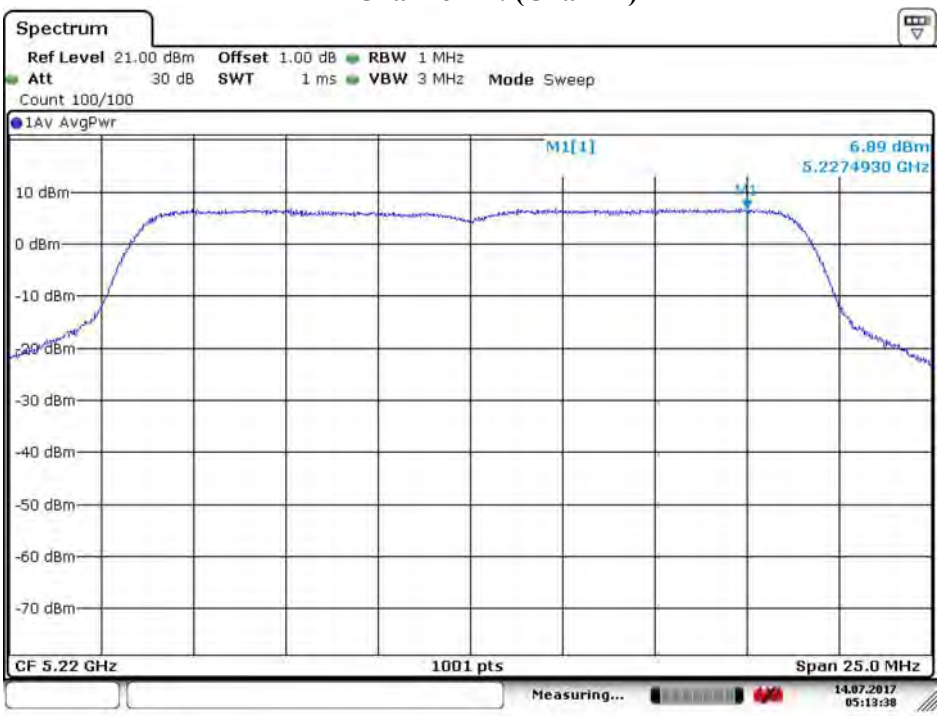

Date: 14.JUL.2017 05:13:39

Channel 48: (Chain A)

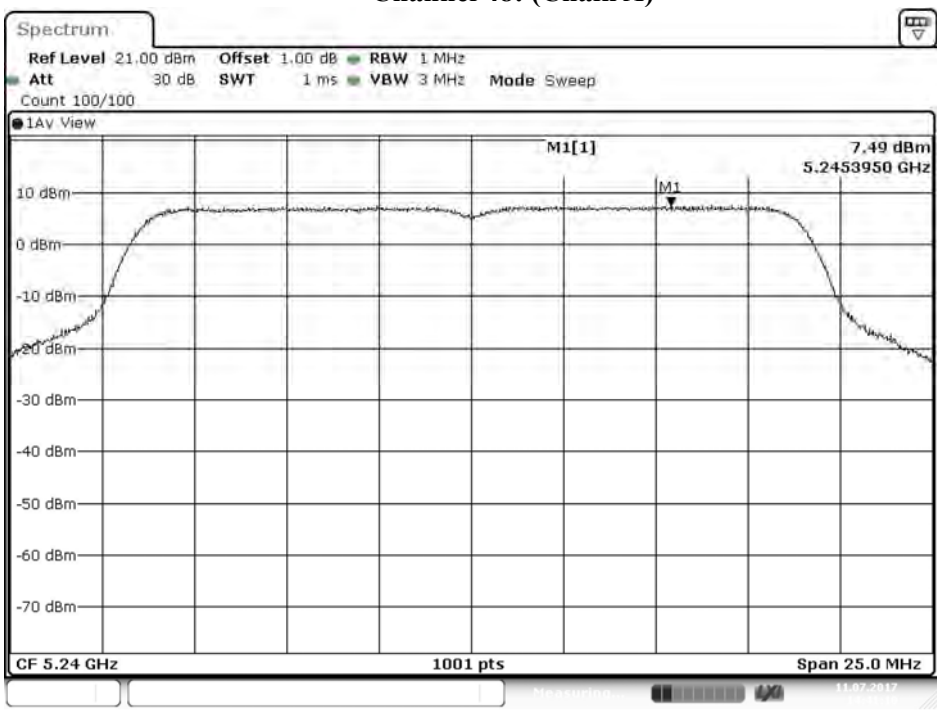

Date: 11.JUL.2017 14:41:11

Channel 48: (Chain B)

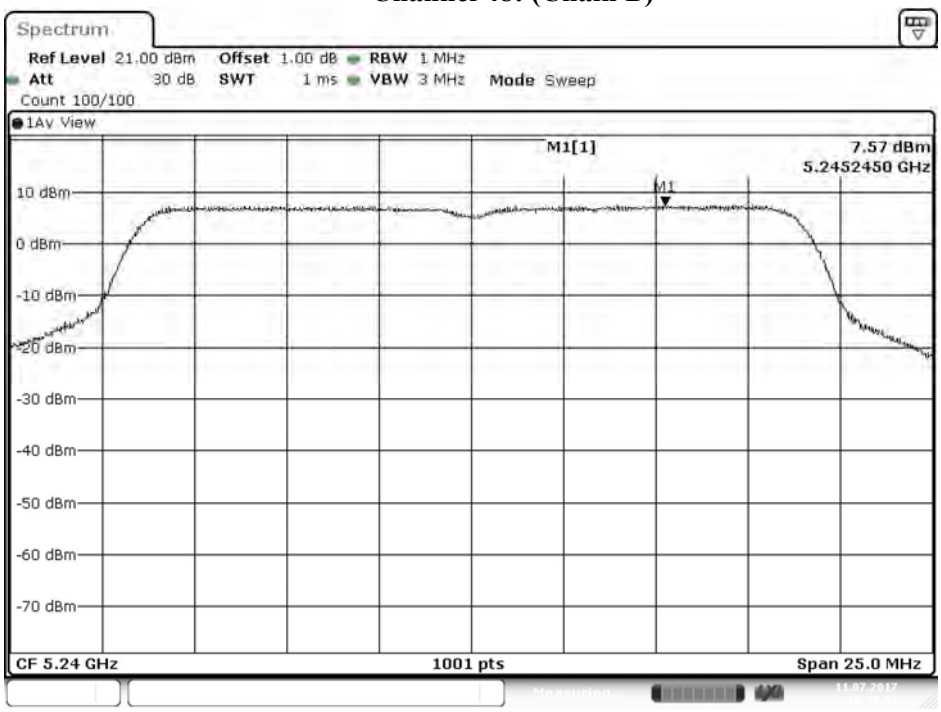

Date: 11.JUL.2017 10:40:51

Channel 52: Chain A

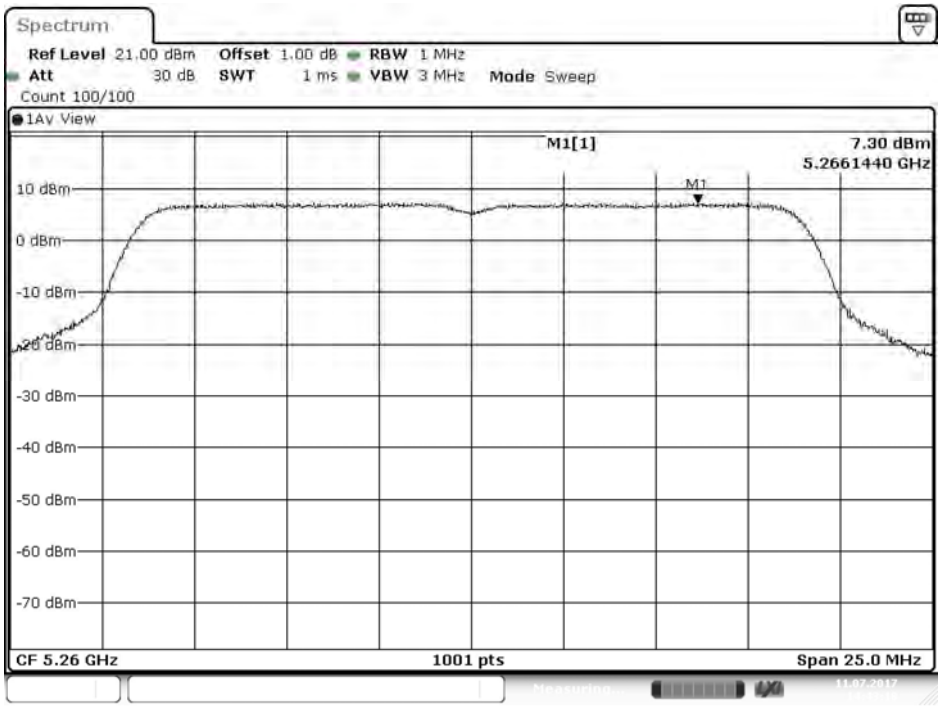

Date: 11.JUL.2017 14:43:19

Channel 52: Chain B

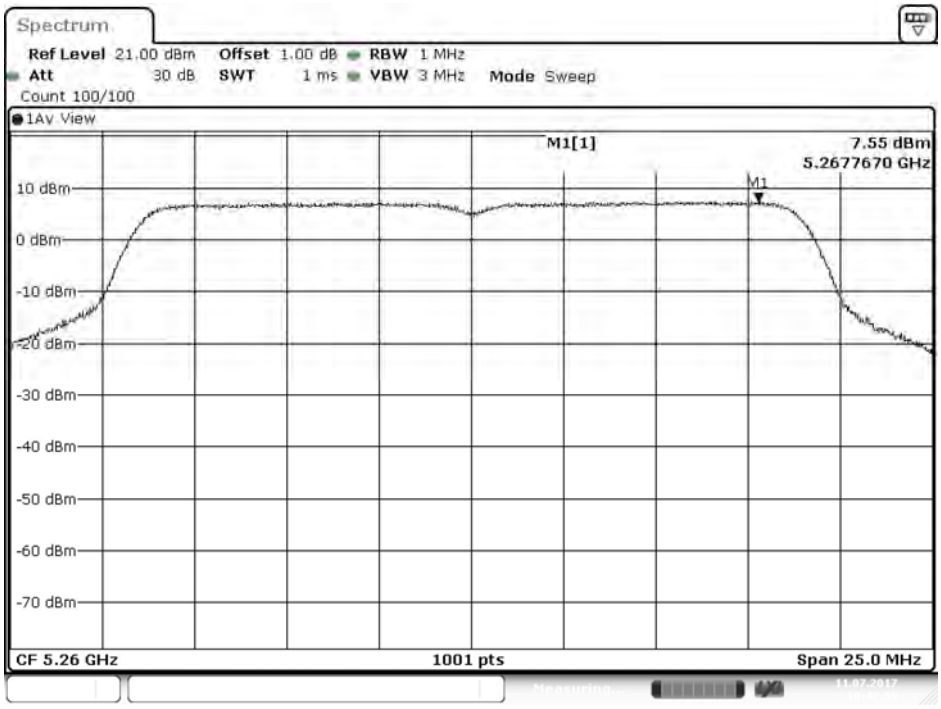

Date: 11.JUL.2017 10:42:59

Channel 60: Chain A

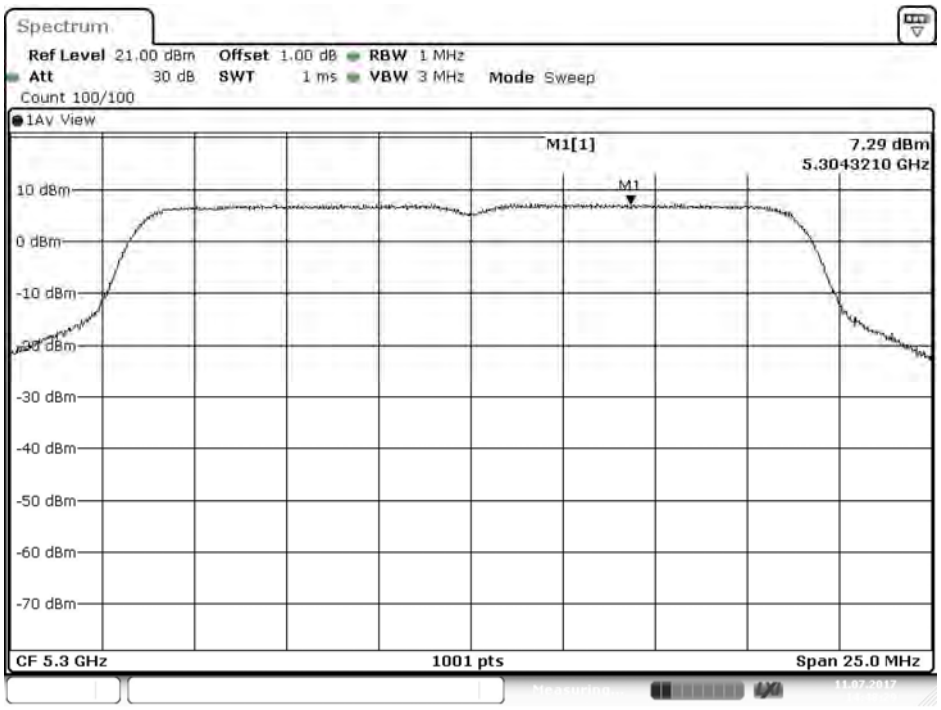

Date: 11.JUL.2017 14:48:30

Channel 60: Chain B

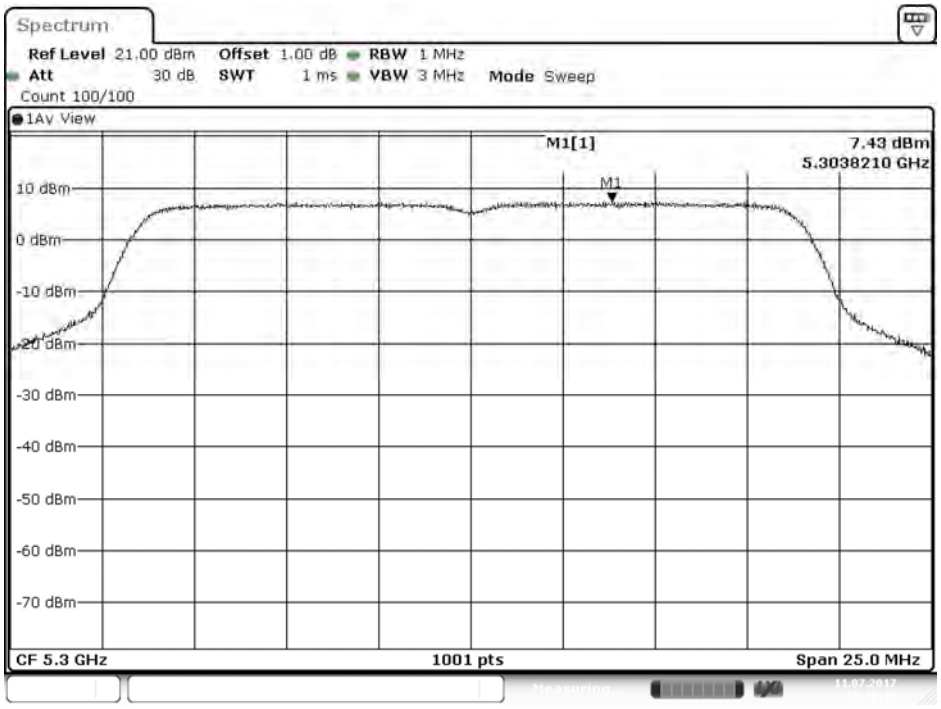

Date: 11.JUL.2017 10:48:10

Channel 64: Chain A

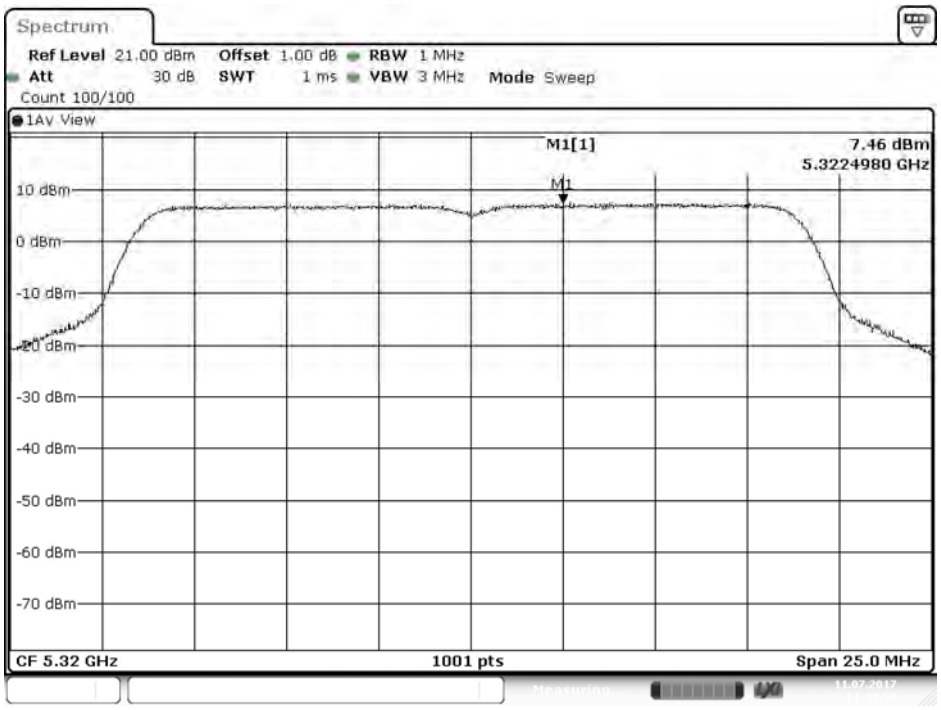

Date: 11.JUL.2017 14:49:50

Channel 64: Chain B

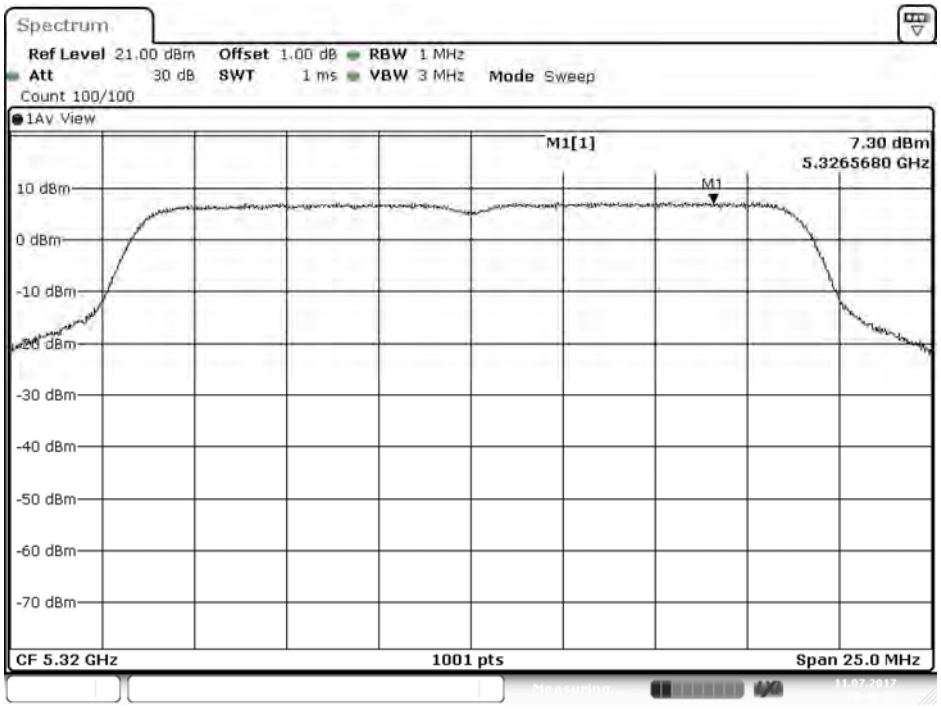

Date: 11.JUL.2017 10:49:31

Channel 100: Chain A

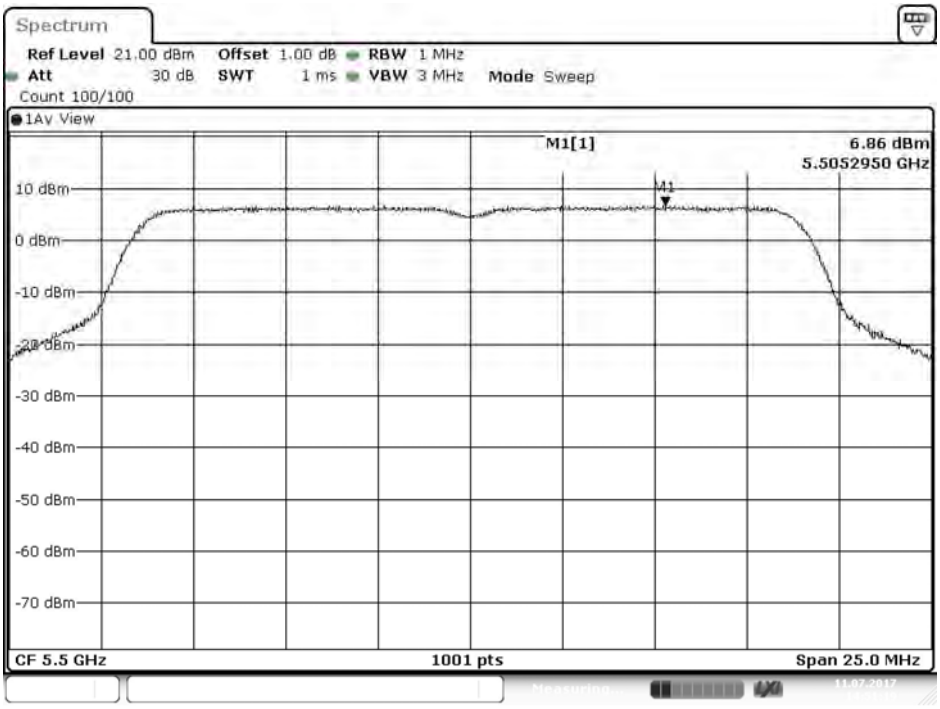

Date: 11.JUL.2017 14:51:19

Channel 100: Chain B

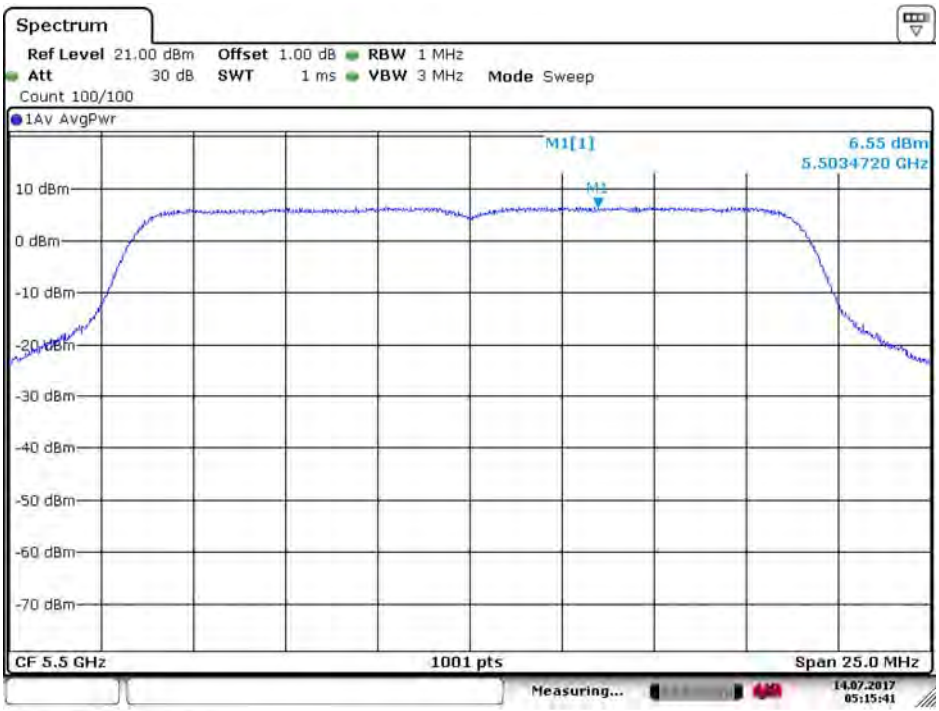

Date: 14.JUL.2017 05:15:41

Channel 120: Chain A

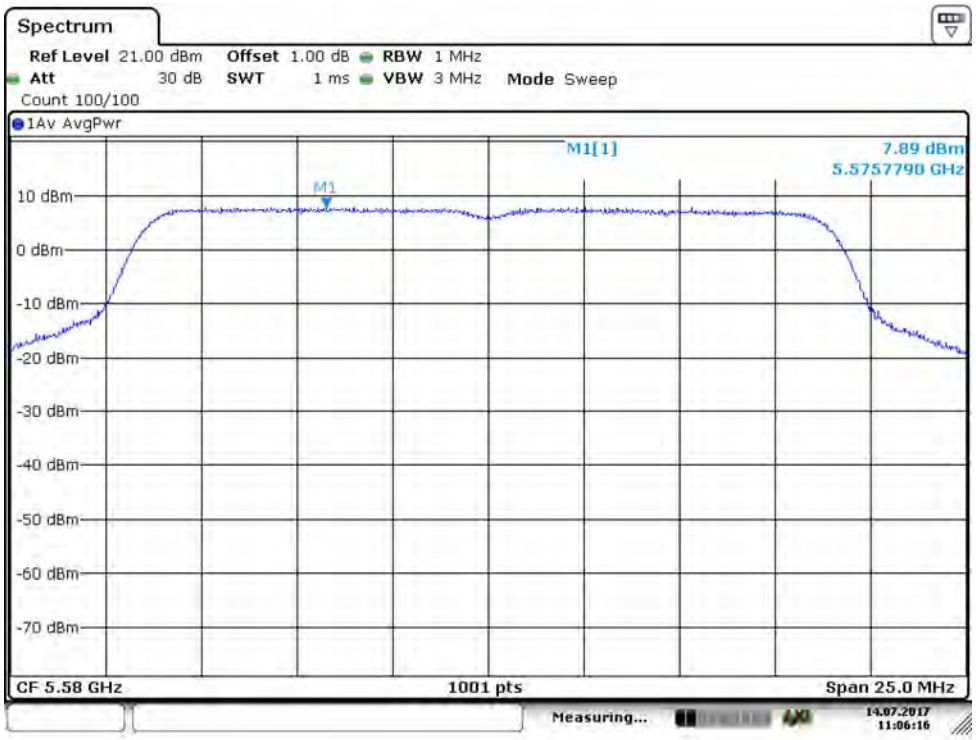

Channel 120: Chain B

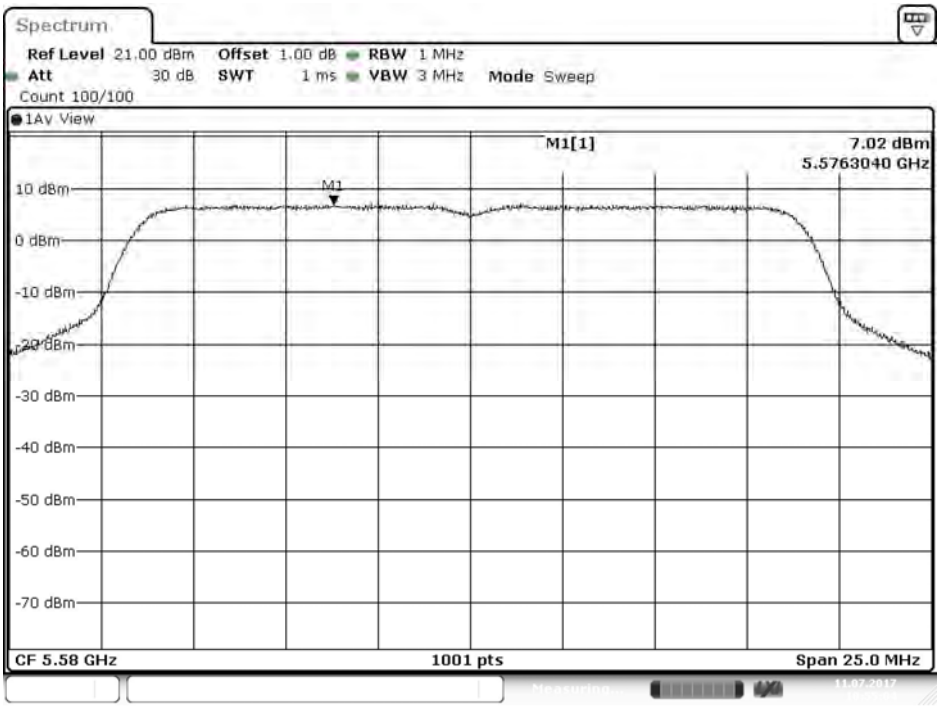

Date: 11.JUL.2017 10:55:04

Channel 140: Chain A

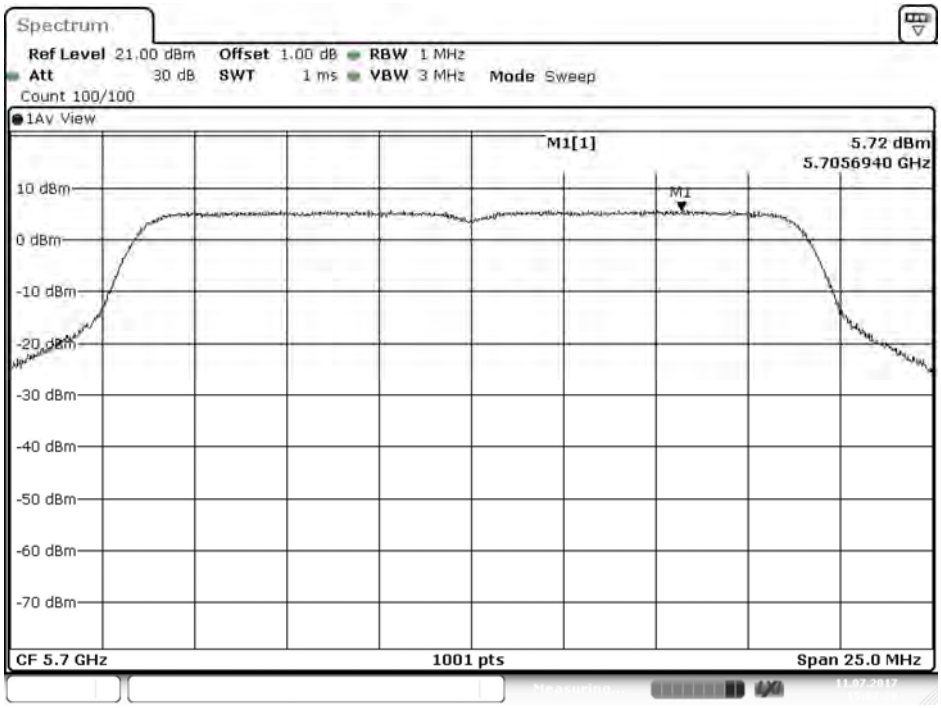

Date: 11.JUL.2017 15:02:28

Channel 140: Chain B

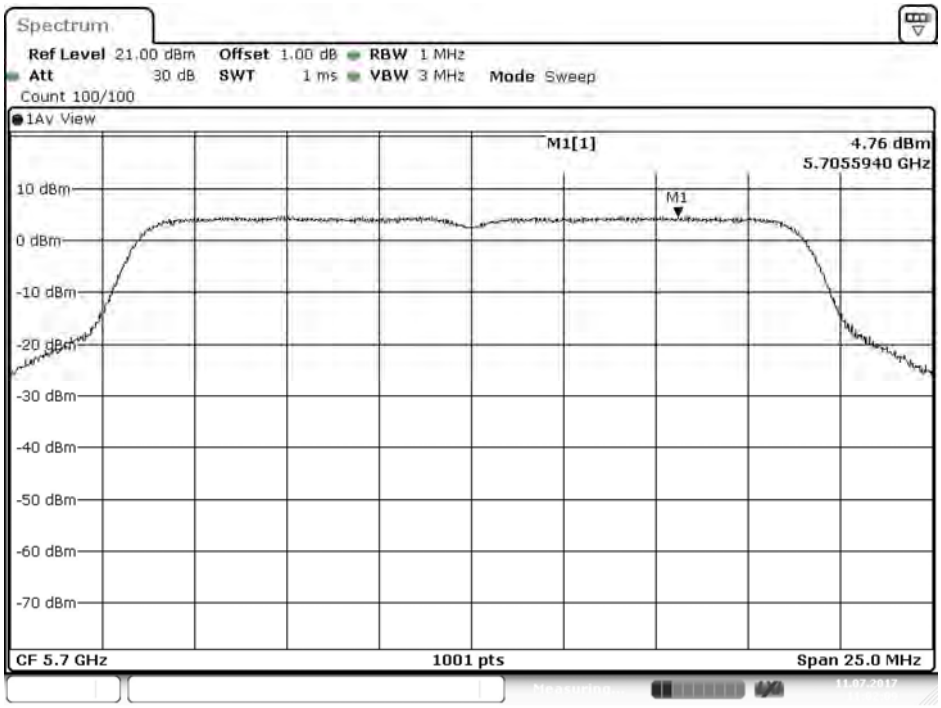

Date: 11.JUL.2017 11:02:10

Channel 149: (Chain A)

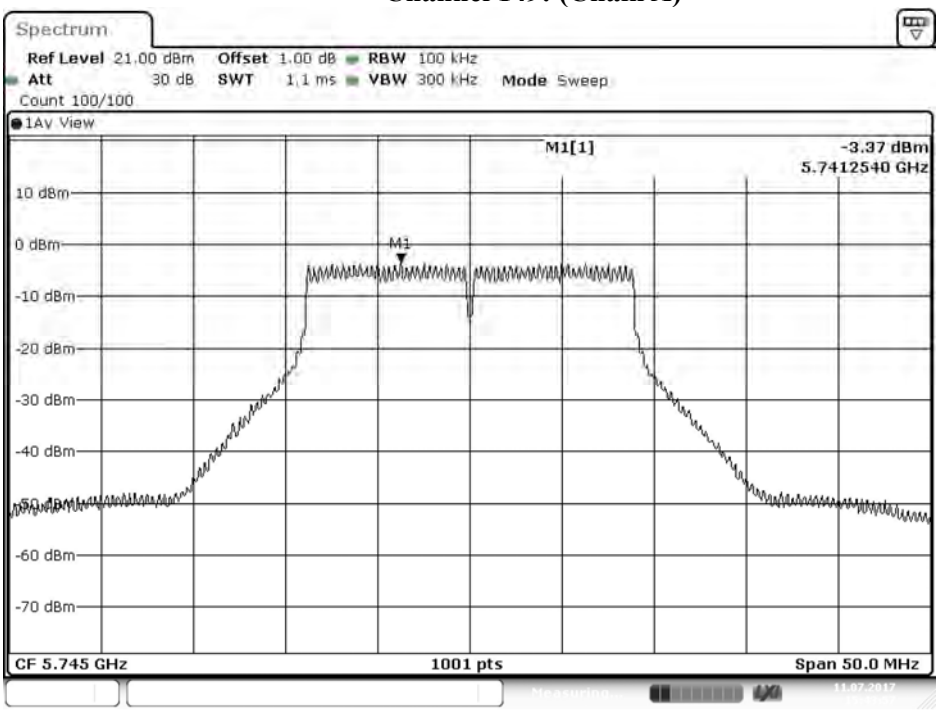

Date: 11.JUL.2017 15:43:58

Channel 149: (Chain B)

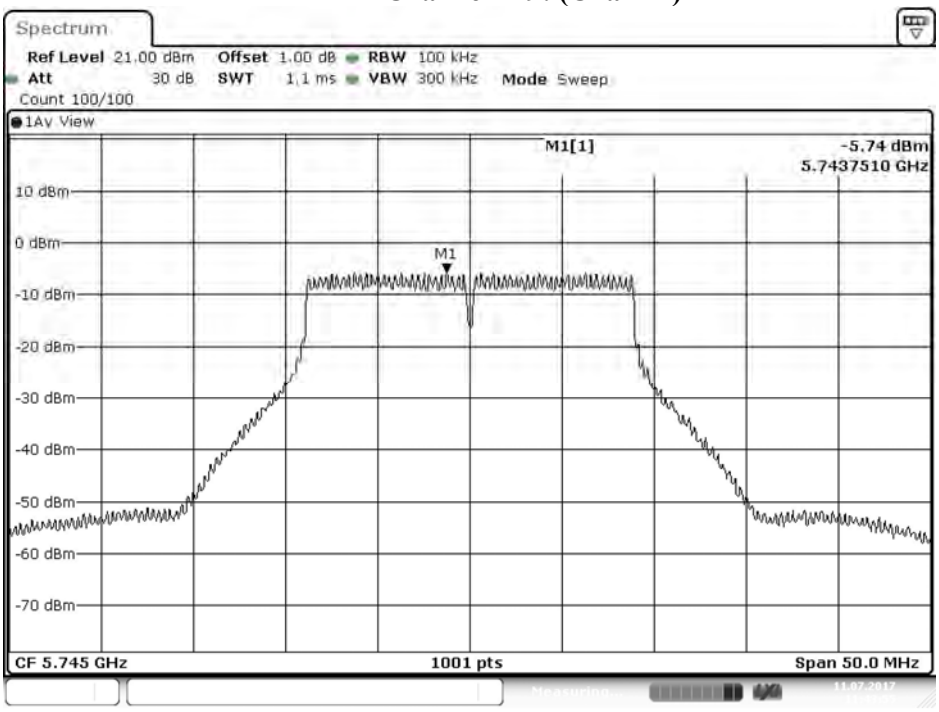

Date: 11.JUL.2017 11:43:55

Channel 157: (Chain A)

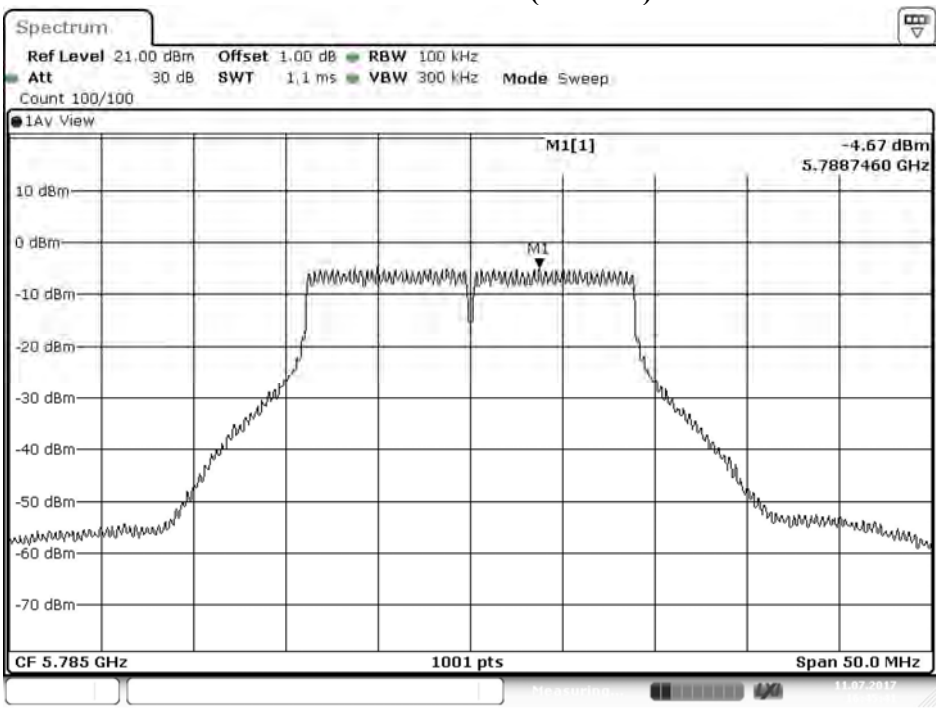

Date: 11.JUL.2017 16:45:42

Channel 157: (Chain B)

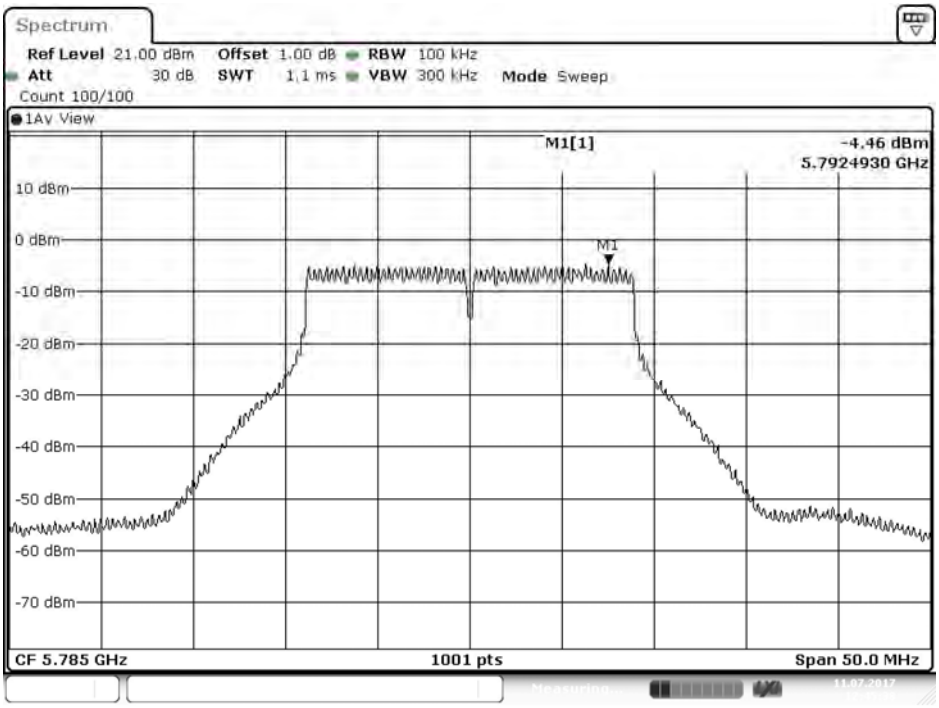

Date: 11.JUL.2017 12:45:39