TEST REPORT

Test item description:	Network camera
Trademark(s):	I-O DATA
Model/Type reference:	TS-NS320W
Applicant's name:	I-O DATA DEVICE, INC.
Address:	3-10, Sakurada-machi, Kanazawa-shi, Ishikawa, Japan
Manufacturer:	I-O DATA DEVICE, INC.
Address:	3-10, Sakurada-machi, Kanazawa-shi, Ishikawa, Japan
Prepared By:	Shenzhen CTB Testing Technology Co., Ltd.
Address:	1&2/F., Building A, No.26, Xinhe Road, Xinqiao, Xinqiao Street, Bao'an District, Shenzhen, Guangdong, China
Sample Received Date:	Dec. 23, 2025
Sample tested Date:	Dec. 23, 2025 to Mar. 18, 2026
Issue Date:	Mar. 18, 2026
Report No.:	CTB25122313301RF02
Test Standards	MIC Notice No.88 Appendix No.45 Item 19-3
Test Results	PASS
Remark:	This is 5G WIFI radio test report.

Compiled by:	Reviewed by:	Approved by:
Kai Chen	Martin Feng	Bin Mei / Director

Note: If there is any objection to the inspection results in this report, please submit a written report to the company within 15 days from the date of receiving the report. The test report is effective only with both signature and specialized stamp. This result(s) shown in this report refer only to the sample(s) tested. Without written approval of Shenzhen CTB Testing Technology Co., Ltd. this report can't be reproduced except in full. The tested sample(s) and the sample information are provided by the client. "*" indicates the testing items were fulfilled by subcontracted lab. "#" indicates the items are not in CNAS accreditation scope.

Table of Contents **Page**

1.Version 5

2.TEST PROCEDURES AND RESULTS 6

3.MEASUREMENT UNCERTAINTY 8

4.GENERAL INFORMATION 9

4.1 GENERAL DESCRIPTION OF EUT 9

4.2 Channel list 10

4.3Table for Filed Antenna 11

4.4 DESCRIPTION OF TEST MODES 11

4.5 TEST CONDITIONS 11

4.6 Block diagram showing the configuration of system tested 12

4.7 DESCRIPTION OF SUPPORT UNITS(CONDUCTEDMODE) 13

4.8 MEASUREMENT INSTRUMENTS LIST 14

5. Antenna Requirement 16

6. Frequency Error 17

6.1 LIMIT 17

6.2 TEST PROCEDURE 17

6.3Test Setup Block Diagram 17

6.4 TEST RESULT 18

7. Occupied Bandwidth (99%) 25

7.1 LIMIT 25

7.2 TEST PROCEDURE 25

7.3 TEST SETUP BLOCK DIAGRAM 25

7.4 TEST RESULT 26

8.Adjacent Channel Emitted Power 50

8.1 LIMIT 50

8.2 TEST PROCEDURE 50

8.3 TEST SETUP Block Diagram 51

8.4 TEST RESULT 51

9. Antenna Power and Tolerance 75

9.1 LIMIT 75

9.2 TEST PROCEDURE 75

9.3 Test Setup Block Diagram 75

Table of Contents **Page**

9.4 TEST RESULT 76

10. Unwanted Emissions Strength 79

10.1 LIMIT 79

10.2 TEST PROCEDURE 80

10.3 TEST SETUP Block Diagram 81

10.4 TEST RESULT 82

11. Interference Prevention Function 131

11.1 LIMIT 131

11.2 TEST PROCEDURE 131

11.3 TEST SETUP LAYOUT 131

11.4 TEST RESULT 131

12. Carrier sense capability 132

12.1 LIMIT 132

12.2 TEST PROCEDURE 132

12.3 TEST SETUP BLOCK DIAGRAM 132

12.4 TEST RESULT 133

13. Construction Protection Confirmation 134

13.1 Requirement 134

13.2 Confirmation method 134

13.3 The photos of construction protection 134

14. Transmission Burst Length 135

14.1 LIMIT 135

14.2 TEST PROCEDURE 135

14.3 TEST SETUP BLOCK DIAGRAM 135

14.4 TEST RESULT 136

15. Secondary Radiated Emitted Power 160

15.1 LIMIT 160

15.2 TEST PROCEDURE 160

15.3 TEST SETUP BLOCK DIAGRAM 160

15.4 TESTRESULT 161

16. DYNAMIC FREQUENCY SELECTION (SLAVE) 184

16.1 Standard Applicable 184

16.2 TEST PROCEDURE 184

Table of Contents **Page**

16.3 Summary of Test Results 184

17. EUT TEST PHOTO 185

1. Version

Report No.	Issue Date	Description	Approved
CTB25122313301RF02	Mar. 18, 2026	Original	Valid

2. TEST PROCEDURES AND RESULTS

Test item	Test Requirement	Limit/Severity	Result
Antenna Requirement	Item 19-3 of Article 2 Paragraph 1	Notice 88 Appendix 43,B-1 (1)&(2)	PASS
Frequency Error	Item 19-3 of Article 2 Paragraph 1	+/-20ppm	PASS
Occupied Bandwidth (99%)	Item 19-3 of Article 2 Paragraph 1	W52/W53/W56: Occupied bandwidth: ≤20MHz (20MHz System, OFDM) Occupied bandwidth: ≤40MHz (40MHz System, OFDM) Occupied bandwidth: ≤80MHz (80MHz System, OFDM)	PASS
Adjacent Channel Emitted Power	Item 19-3 of Article 2 Paragraph 1	802.11a/n20/ac20: Fc ± 20MHz±10MHz BW : -25dBc Fc ± 20MHz±10MHz BW : -25dBc 802.11n40/ac40: Fc ± 40MHz±20MHz BW : -25dBc Fc ± 80MHz±20MHz BW : -40dBc	PASS
Antenna Power and Tolerance	Item 19-3 of Article 2 Paragraph 1	(1)10mW/MHz(OFDM, DSSS:20MHz system), (2)5mW/MHz(OFDM:40MHz system), (3)2.5mW/MHz(OFDM:80MHz system), (4)10mW/MHz(except above methods), Tolerance : W52/W53: -80%~+20%, W56:-50%~+50%.	PASS
Unwanted Emission Strength	Item 19-3 of Article 2 Paragraph 1	Attachment 1	PASS
Interference Prevention Function	Item 19-3 of Article 2 Paragraph 1	Article 49	PASS
Carrier sense capability	Item 19-3 of Article 2 Paragraph 1	Article 49	PASS
Construction Protection Confirmation	Item 19-3 of Article 2 Paragraph 1	Article 49	PASS
Transmission Burst Length	Item 19-3 of Article 2 Paragraph 1	8ms or less	PASS
Secondary Radiated Emission Strength	Item 19-3 of Article 2 Paragraph 1	(1)Below 1GHz:4nW/100kHz or less (2)1GHz or higher:20nW/MHz or less	PASS
Dynamic Frequency	Item 19-3 of Article 2 Paragraph 1	WAS/RLAN devices operating in slave mode (slave device) can be operated in a network controlled by	N/A

selection(DFS)		aWAN/RLAN device operating in master mode (master device).	

3. MEASUREMENT UNCERTAINTY

Where relevant, the following measurement uncertainty levels have been estimatedfor tests performed on the Product as specified in CISPR 16-4-2. This uncertainty represents an expanded uncertainty expressed at approximately the 95% confidence level using a coverage factor of k=2.

Parameter	**Uncertainty**
Frequency error / 99%&90% bandwidth	±54.3Hz
Total RF power, conducted	±1.0dB
Spurious emissions, conducted	±2.8dB
DC and low frequency voltages	±3%
Humidity	±5.3%
Temperature	±0.59℃

4. GENERAL INFORMATION

4.1 GENERAL DESCRIPTION OF EUT

Model/Type reference:	TS-NS320W
Model Description:	N/A
Wi-Fi Specification:	IEEE 802.11a/n/ac/ax
Hardware Version:	V 1.0
Software Version:	V 1.0
Operation Frequency:	IEEE802.11a/n/ac/ax(20M): 5150MHz ~5250MHz/ 4 channel IEEE802.11n/ac/ax(40M): 5150MHz ~5250MHz/ 2 channel IEEE 802.11a/n/ac/ax(20M): 5250MHz ~5350 MHz/ 4 channel IEEE802.11n/ac/ax(40M): 5250MHz ~5350 MHz/ 2 channel IEEE 802.11a/n/ac/ax(20M): 5470MHz ~5725 MHz/ 12 channel IEEE802.11n/ac/ax(40M): 5470MHz ~5725 MHz/ 6 channel
Rate Output power:	802.11a20:4mW/MHz 802.11n(HT20):4mW/MHz 802.11n(HT40):2mW/MHz 802.11ac(VHT20):2mW/MHz 802.11ac(VHT40):2mW/MHz 802.11ax(HE20): 2mW/MHz 802.11ax(HE40): 2mW/MHz
Type of Modulation:	OFDM, OFDMA
Antenna installation:	FPC antenna
Antenna Gain:	5.2G: 4.79dBi 5.3G: 3.93dBi 5.6G: 4.05dBi
Ratings:	INPUT: AC 100-240V~50/60Hz OUTPUT: 12V⎓1A

Note:For a more detailed features description, please refer to the manufacturer’s specifications or the User's Manual.

4.2 Channel list

For 802.11a/n/ac/ax(20M) Operation in the 5150MHz ~5250 MHz band			
Channel	Frequency	Channel	Frequency
36	5180MHz	44	5220MHz
40	5200MHz	48	5240MHz
For 802.11a/n/ac/ax(20M) Operation in the 5250MHz ~5350 MHz band			
Channel	Frequency	Channel	Frequency
52	5260MHz	60	5300MHz
56	5280MHz	64	5320MHz
For 802.11a/n/ac/ax(20M) Operation in the 5470MHz ~5725 MHz band			
Channel	Frequency	Channel	Frequency
100	5500MHz	124	5620MHz
104	5520MHz	128	5640MHz
108	5540MHz	132	5660MHz
112	5560MHz	136	5680MHz
116	5580MHz	140	5700MHz
120	5600MHz	144	5720MHz

For 802.11n/ac/ax(40M) Operation in the 5150MHz ~5250 MHz band			
Channel	Frequency	Channel	Frequency
38	5190MHz	46	5230MHz
For 802.11n/ac/ax(40M) Operation in the 5250MHz ~5350 MHz band			
Channel	Frequency	Channel	Frequency
54	5270MHz	62	5310MHz
For 802.11n/ac/ax(40M) Operation in the 5470MHz ~5725 MHz band			
Channel	Frequency	Channel	Frequency
102	5510MHz	126	5630MHz
110	5550MHz	134	5670MHz
118	5590MHz	142	5710MHz

4.3Table for Filed Antenna

Ant.	Brand	ModelName	Antenna Type	Gain(dBi)	NOTE
1	N/A	5.2G antenna	FPC antenna	4.79dBi	N/A
2	N/A	5.3G antenna	FPC antenna	3.93dBi	N/A
3	N/A	5.6G antenna	FPC antenna	4.05dBi	N/A

4.4 DESCRIPTION OF TEST MODES

All test mode(s) and condition(s) mentioned were considered and evaluated respectively by performing full tests, the worst data were recorded and reported.

Test Mode	Tx/Rx	RF Channel		
		Low(L)	Middle(M)	High(H)
802.11a/n/ac/ax(20M)	5150MHz ~5250 MHz	Channel 36	Channel 40	Channel 48
		5180MHz	5200MHz	5240MHz
802.11n/ac/ax(40M)	5150MHz ~5250 MHz	Channel 38	N/A	Channel 46
		5190MHz	N/A	5230MHz
802.11a/n/ac/ax(20M)	5250MHz ~5350 MHz	Channel 52	Channel 60	Channel 64
		5260MHz	5300MHz	5320MHz
802.11n/ac/ax(40M)	5250MHz ~5350 MHz	Channel54	N/A	Channel62
		5270MHz	N/A	5310MHz
802.11a/n/ac/ax(20M)	5470MHz ~5725 MHz	Channel 100	Channel120	Channel144
		5500MHz	5600MHz	5720MHz
802.11n/ac/ax(40M)	5470MHz ~5725 MHz	Channel 102	Channel118	Channel 142
		5510MHz	5590MHz	5710MHz

4.5 TEST CONDITIONS

Supply Voltage				
	Adapter power V	Module input power V	Rated module power V	Tolerance (%)
Normal	100	3.3	3.3	
+10%	110	3.3	3.3	0
-10%	90	3.3	3.3	0
Others				
Temperature (°C)		20-25		
Relative humidity		54 %.		
ATM Pressure:		1010 mbar		
Note 1: When the input voltage is reduced or increased by 10%, the regulator voltage changes of less than 1%. So the following test items are conducted in the normal voltage.				

4.6 Block diagram showing the configuration of system tested

Transmitting mode

4.7 DESCRIPTION OF SUPPORT UNITS(CONDUCTEDMODE)

The EUT has been tested as an independent unit together with other necessary accessories or support units. The following support units or accessories were used to form a representative test configuration during the tests.

Item	Test item description	Trademark(s)	Model/Type reference	Note
E-1	Network camera	I-O DATA	TS-NS320W	EUT

Note:

1. The support equipment was authorized by Declaration of Confirmation.
2. For detachable type I/O cable should be specified the length in cm in『Length』column.
3. “YES” is means “shielded” “with core”; “NO” is means “unshielded” “without core”.

4.8 MEASUREMENT INSTRUMENTS LIST

No.	Equipment	Manufacturer	Type No.	Serial No.	Firmware Version	Calibrated until
1	Spectrum Analyzer	Agilent	N9020A	MY52090073	A.14.16	2026/6/27
2	Power Sensor	Agilent	U2021XA	MY56120032	/	2026/6/27
3	Power Sensor	Agilent	U2021XA	MY56120034	/	2026/6/27
4	Communication test set	R&S	CMW500	108058	V3.5.80	2026/6/27
5	Spectrum Analyzer	KEYSIGHT	N9020A	MY51289897	A.14.16	2026/6/27
6	Signal Generator	Agilent	N5181A	MY50140365	A.01.60	2026/6/27
7	Vector signal generator	Agilent	N5182A	MY47420195	A.01.87	2026/6/27
8	Communication test set	Agilent	E5515C	MY50102567	B.19.07 (E1962B)	2026/6/27
9	2.4 GHz Filter	Shenxiang	MSF2400-2483.5MS-1154	20181015001	/	2026/6/29
10	5 GHz Filter	Shenxiang	MSF5150-5850MS-1155	20181015001	/	2026/6/29
11	Filter	Xingbo	XBLBQ-DZA120	190821-1-1	/	2026/6/29
12	BT&WI-FI Automatic test software	Micowave	MTS8310	Ver. 2.0.0.0	/	/
13	Rohde & Schwarz SFU Broadcast Test System	R&S	SFU	101017	/	2026/6/27
14	Temperature humidity chamber	Hongjing	TH-80CH	DG-15174	/	2026/6/27
15	234G Automatic test software	Micowave	MTS8200	Ver. 2.0.0.0	/	/
16	966 chamber	C.R.T.	966	/	/	2027/6/21
17	Receiver	R&S	ESPI	100362	RF_ATTEN_7 (104489/003)	2026/6/27
18	Amplifier	HP	8447E	2945A02747	/	2026/6/27

19	Amplifier	Agilent	8449B	3008A01838	/	2026/6/27
20	TRILOG Broadband Antenna	Schwarzbeck	VULB 9168	00869	/	2026/6/27
21	Double Ridged Broadband Horn Antenna	Schwarzbeck	BBHA9120D	01911	/	2026/6/27
22	EMI test software	Fala	EZ-EMC	FA-03A2 RE	/	/
23	Loop Antenna	Schwarzbeck	FMZB 1519B	1519B-224	/	2026/6/27
24	loop antenna	ZHINAN	ZN30900A	GTS534	/	/
25	40G Horn antenna	A/H/System	SAS-574	588	/	2026/6/27
26	Amplifier	AEROFLEX	Aeroflex	097	/	2026/6/27
27	Power Meter	KEYSIGHT	N1912AP	N/A	A.05.00	2026/6/27
28	DC power supply	Agilent	E3640A	MY53050046	/	2026/6/27

Remark: Calibration institution "GRG METROLOGY & TEST GROUP Co., LTD."

Remark: Calibration based on Article 24-2, paragraph 4 of the Radio Act method c.

5. Antenna Requirement

Standard requirement
Applicable for equipment with an antenna terminal, including testing terminals) If an antenna connector is available, all relevant tests will be carried out conducted. If not, tests will be carried out in an anechoic room or with a suitable test-fixture.
EUT Antenna
The best case gain of the antenna is 5.2G: 4.79dBi, 5.3G: 3.93dBi, 5.6G: 4.05dBi. FPC Antenna
Result: An antenna connector is available; all relevant tests will be carried out conducted.

6. Frequency Error

6.1 LIMIT

Item	Limits
Frequency Error	+/-20ppm

6.2 TEST PROCEDURE

1. Remove the antenna from the EUT and then connect a low loss RF cable from the antenna port to the spectrum analyzer.
2. Set center frequency of spectrum analyzer = operating frequency.
3. Set the spectrum analyzer as RBW=10k, VBW=10 kHz, Span = 1MHz.
4 'Maximum Hold'mode may be used to accumulate the measurement result over several scans provided emission is repetitive in nature.
5. Repeat above procedures until all frequency measured was complete.

6.3Test Setup Block Diagram

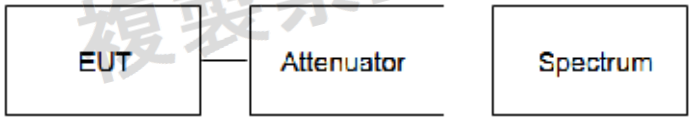

6.4 TEST RESULT

Test condition	Test Frequency	Measured	Tolerance	Test Result	Limit
	MHz	MHz	MHz	ppm	ppm
NVNT W52	5180	5179.968	-0.032	-6.178	+/-20
	5200	5199.969	-0.031	-5.962	+/-20
	5240	5239.968	-0.032	-6.107	+/-20
	5190	5189.969	-0.031	-5.973	+/-20
	5230	5229.969	-0.031	-5.927	+/-20

Test condition	Test Frequency	Measured	Tolerance	Test Result	Limit
	MHz	MHz	MHz	ppm	ppm
NVNT W53	5260	5259.978	-0.022	-4.183	+/-20
	5280	5279.972	-0.028	-5.303	+/-20
	5320	5319.971	-0.029	-5.451	+/-20
	5270	5269.971	-0.029	-5.503	+/-20
	5310	5309.971	-0.029	-5.461	+/-20

Test condition	Test Frequency	Measured	Tolerance	Test Result	Limit
	MHz	MHz	MHz	ppm	ppm
NVNT W56	5500	5499.977	-0.023	-4.182	+/-20
	5580	5579.973	-0.027	-4.839	+/-20
	5720	5719.971	-0.029	-5.070	+/-20
	5510	5509.973	-0.027	-4.900	+/-20
	5710	5709.971	-0.029	-5.079	+/-20

NVNT- W52

Channel(MHz)	Test graph
5180	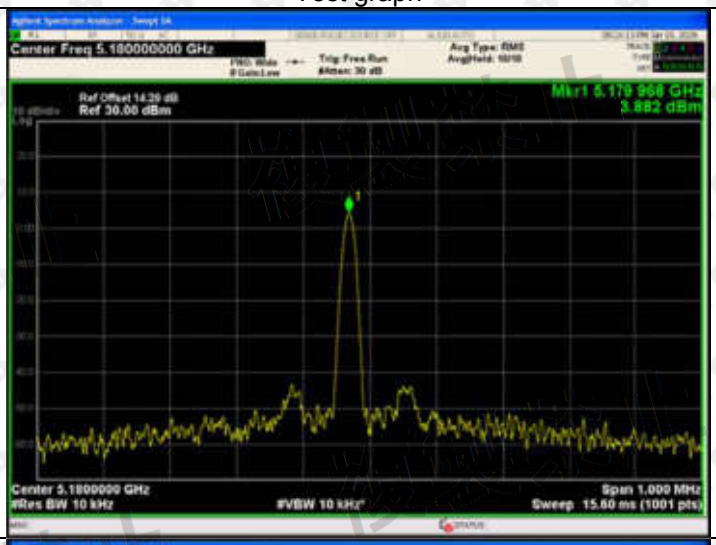
5200	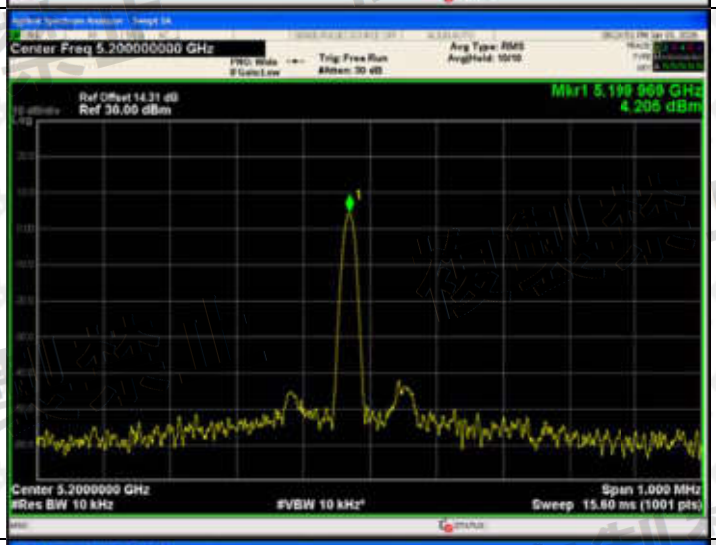
5240	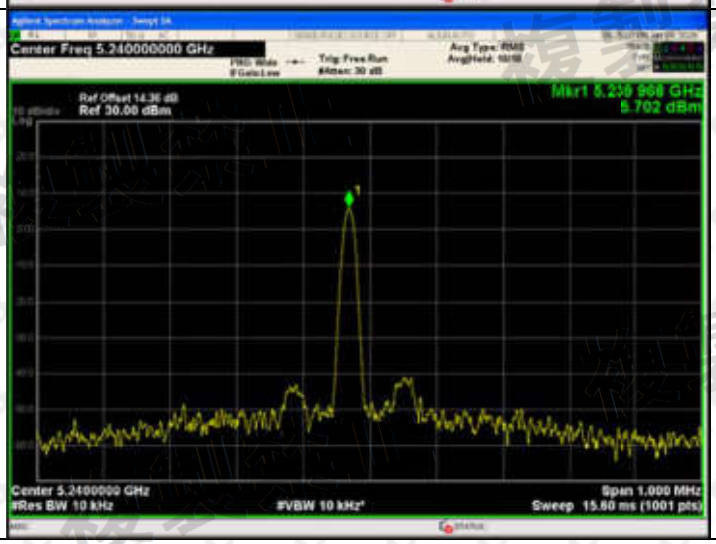

Channel(MHz)	Test graph
5190	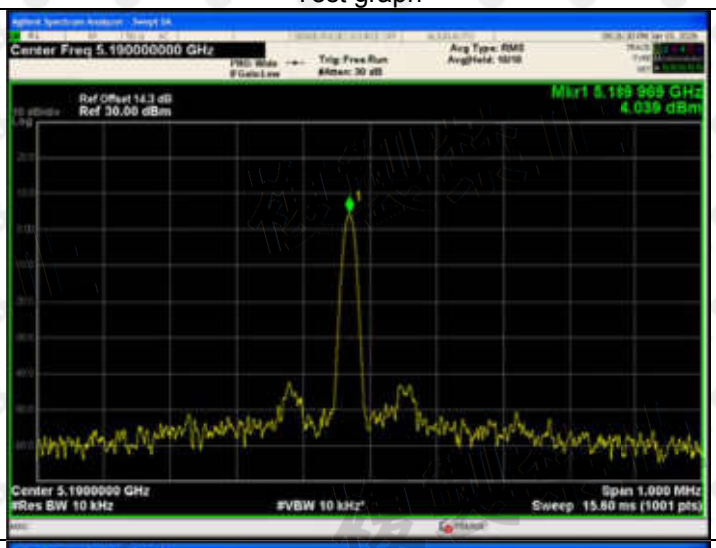
5230	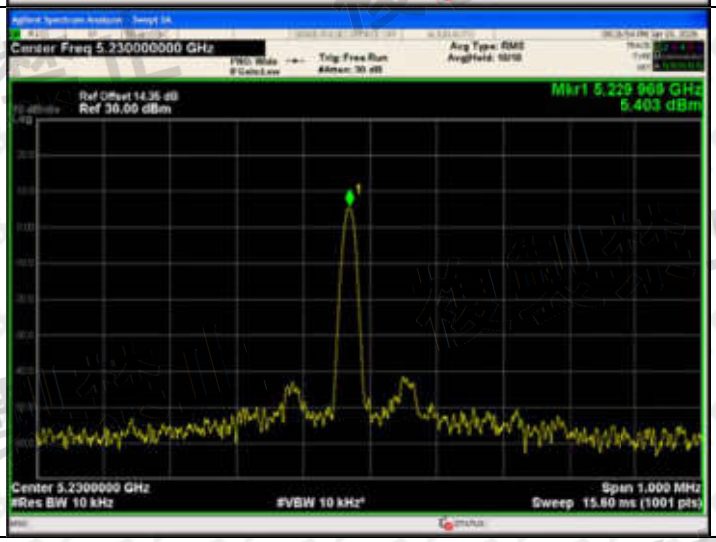

NVNT- W53

Channel(MHz)	Test graph
5260	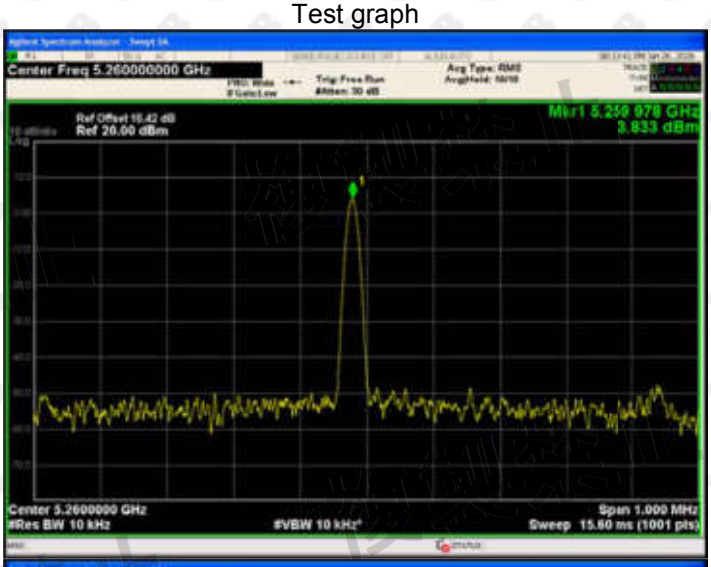
5280	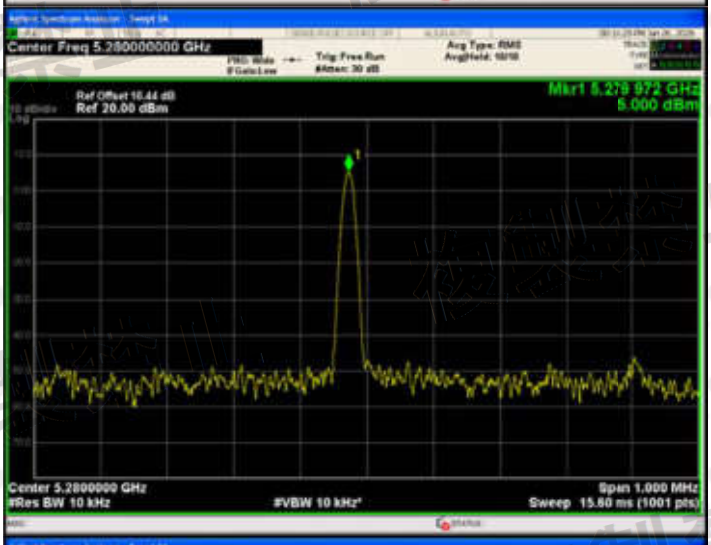
5320	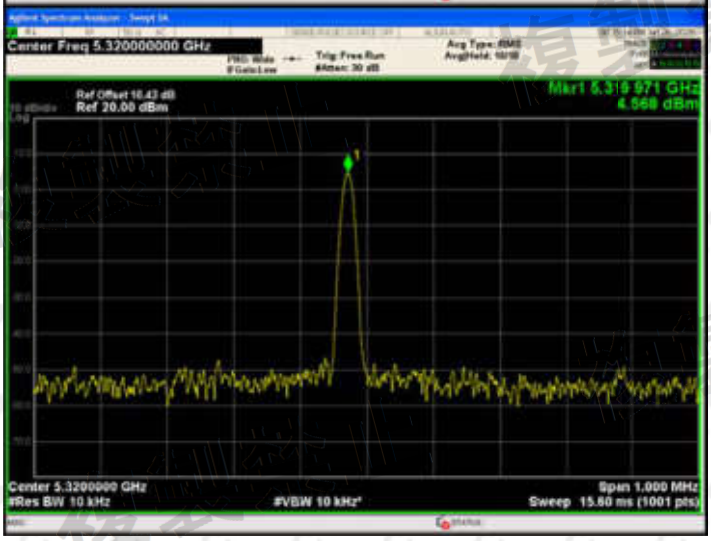

Channel(MHz)	Test graph
5270	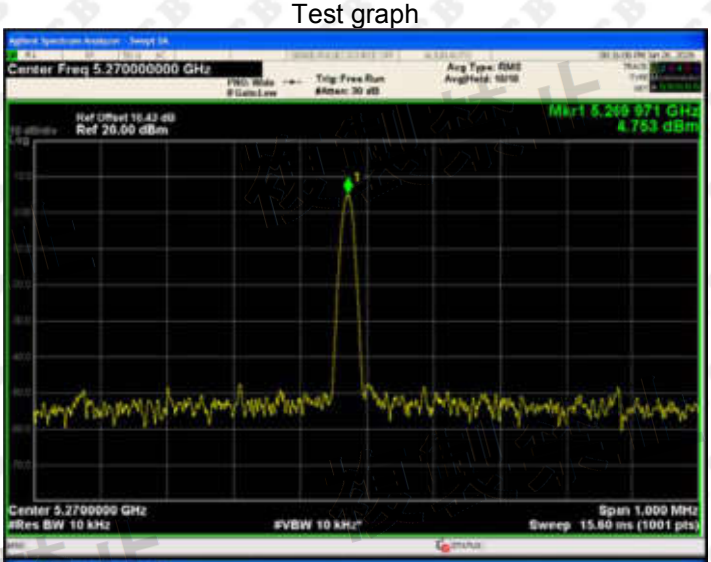
5310	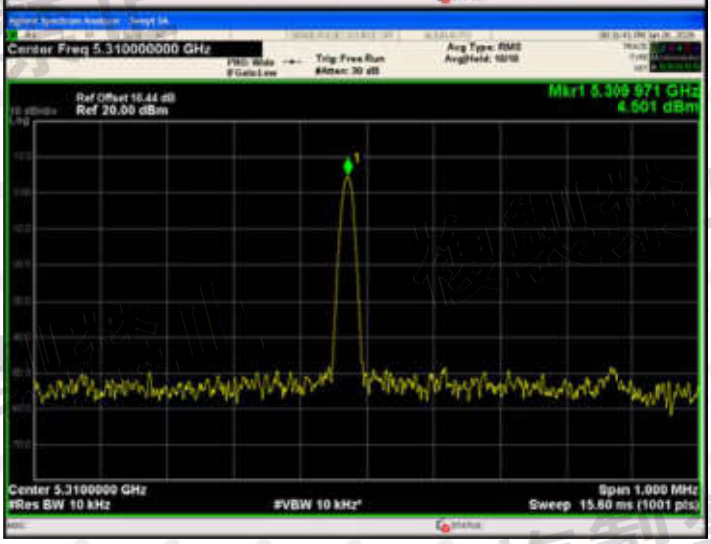

NVNT- W56

Channel(MHz)	Test graph
5500	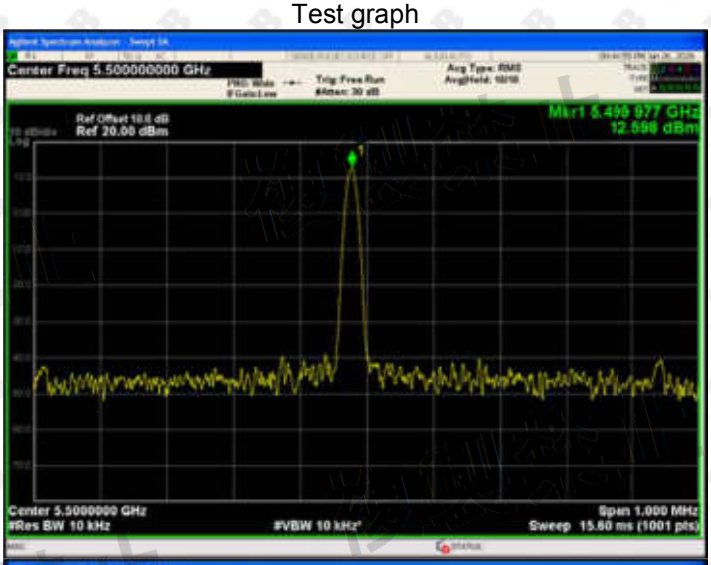
5580	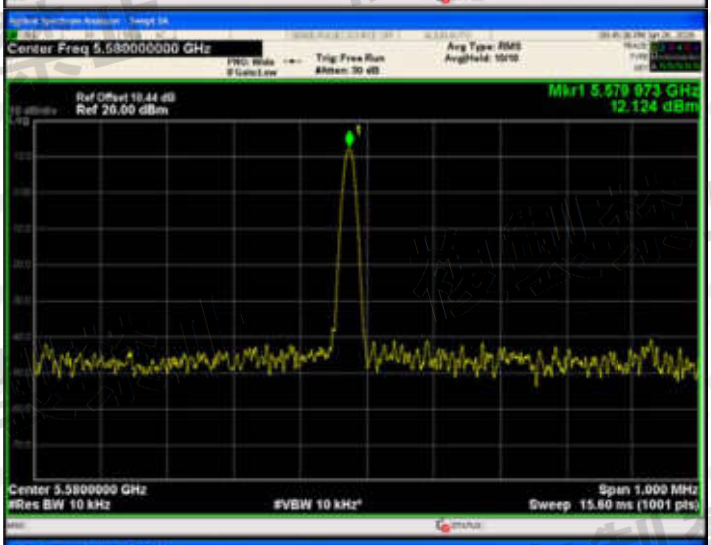
5720	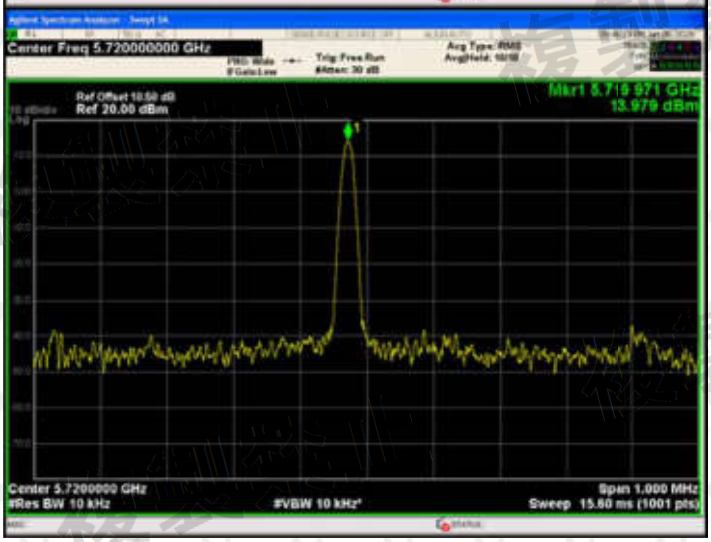

Channel(MHz)	Test graph
5510	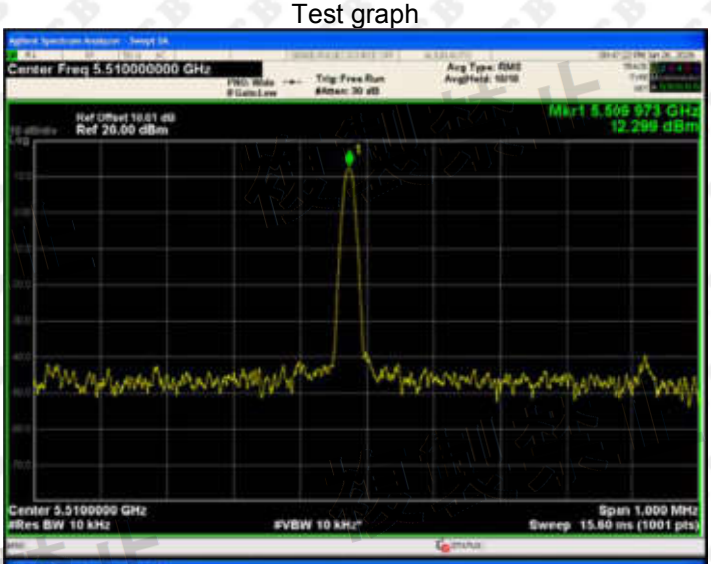
5710	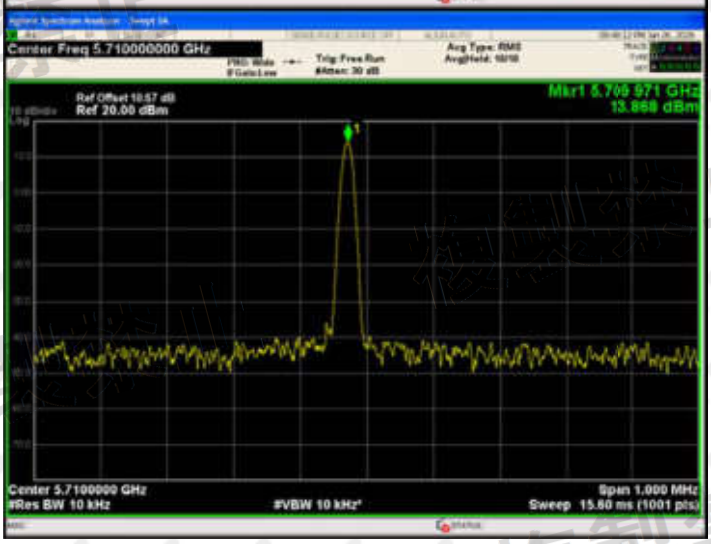

7. Occupied Bandwidth (99%)

7.1 LIMIT

W52/W53/W56:
Occupied bandwidth: ≤18MHz (20MHz System, DSSS)
Occupied bandwidth: ≤20MHz (20MHz System, OFDM)
Occupied bandwidth: ≤40MHz (40MHz System, OFDM)
Occupied bandwidth: ≤80MHz (80MHz System, OFDM)

7.2 TEST PROCEDURE

(1) Set up the spectrum analyzer as the follows:
Center frequency: Test frequency
Sweep bandwidth: 2 to 3.5 times of allowance
Resoluble bandwidth: less than 3% of allowance
Video bandwidth: Equivalent to resoluble bandwidth
Sweep time: Minimum time by which measuring accuracy is assured (In case of burst wave, 1 burst shall be contained per 1 sample)
Sampling points: More than 400 points
Sweep mode: Continuous sweeping
Detection mode: Positive peak
Display mode: Maximum holding

(2) Repeat the sweeping till no change was observed on the display and enter all values of data point to the computer as array variable.

(3) About all data, convert dB value to antilogarithm of electric power dimension.

(4) Add up the electric power of all data and record it as “Sum total of electric power”.

(5) Adding up data in order from the lowest frequency to upper frequencies, look for a limit point where the value reaches to 0.5% (5% in case of diffusion bandwidth) of “Sum total of electric power”. Convert the limit point to frequency and record as “Lowest limit frequency”.

(6) Adding up data in order from the highest frequency to lower frequencies, look for a limit point where the value reaches to 0.5% (5% in case of diffusion bandwidth) of “Sum total of electric power”. Convert the limit point to frequency and record as “Highest limit frequency”.

(7) Repeat above procedures until all frequency measured was complete.

7.3 TEST SETUP BLOCK DIAGRAM

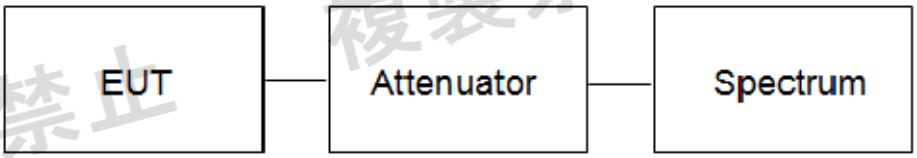

7.4 TEST RESULT

W52

Normal Voltage			
Mode	Channel (MHz)	Occupy Bandwidth (MHz)	Limit (MHz)
802.11a	LCH	16.5204	≤20
	MCH	16.5064	
	HCH	16.5279	
802.11n(HT20)	LCH	17.6711	≤20
	MCH	17.6644	
	HCH	17.6777	
802.11ac(VHT20)	LCH	17.6841	
	MCH	17.6769	
	HCH	17.6932	
802.11ax(HE20)	LCH	17.6833	
	MCH	17.6770	
	HCH	17.6895	
802.11n(HT40)	LCH	36.2608	≤40
	MCH	/	
	HCH	36.2364	
802.11ac(VHT40)	LCH	36.3542	
	MCH	/	
	HCH	38.1287	
802.11ax(HE40)	LCH	36.3563	
	MCH	/	
	HCH	36.3506	
Result	Pass		

W53

Normal Voltage			
Mode	Channel (MHz)	Occupy Bandwidth (MHz)	Limit (MHz)
802.11a	LCH	16.3822	≤18
	MCH	16.3918	
	HCH	16.3861	
802.11ac(VHT20)	LCH	17.6119	≤20
	MCH	17.6142	
	HCH	17.6170	
802.11ac(VHT40)	LCH	35.9594	≤40
	MCH	/	
	HCH	35.9767	
802.11ax(HE20)	LCH	17.6010	≤20
	MCH	17.6024	
	HCH	17.6053	
802.11ax(HE40)	LCH	35.9689	≤40
	MCH	/	
	HCH	35.9865	
802.11n(HT20)	LCH	17.5741	≤20
	MCH	17.5722	
	HCH	17.5823	
802.11n(HT40)	LCH	35.9508	≤40
	MCH	/	
	HCH	35.9873	
Result	Pass		

W56

Normal Voltage			
Mode	Channel (MHz)	Occupy Bandwidth (MHz)	Limit (MHz)
802.11a	LCH	16.4128	≤18
	MCH	16.3884	
	HCH	16.3817	
802.11ac(VHT20)	LCH	18.8226	≤20
	MCH	18.044	
	HCH	18.8275	
802.11ac(VHT40)	LCH	35.9939	≤40
	MCH	/	
	HCH	35.9819	
802.11ax(HE20)	LCH	18.8218	≤20
	MCH	18.8162	
	HCH	18.8322	
802.11ax(HE40)	LCH	35.9784	≤40
	MCH	/	
	HCH	35.9710	
802.11n(HT20)	LCH	17.5869	≤20
	MCH	17.5691	
	HCH	17.5814	
802.11n(HT40)	LCH	35.9899	≤40
	MCH	/	
	HCH	35.9423	
Result	Pass		

Channel(MHz)	W52:802.11a	
5180	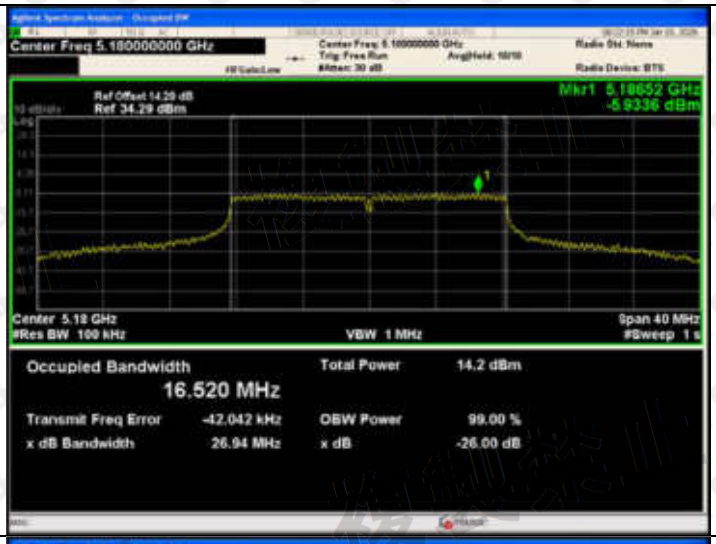	
5200	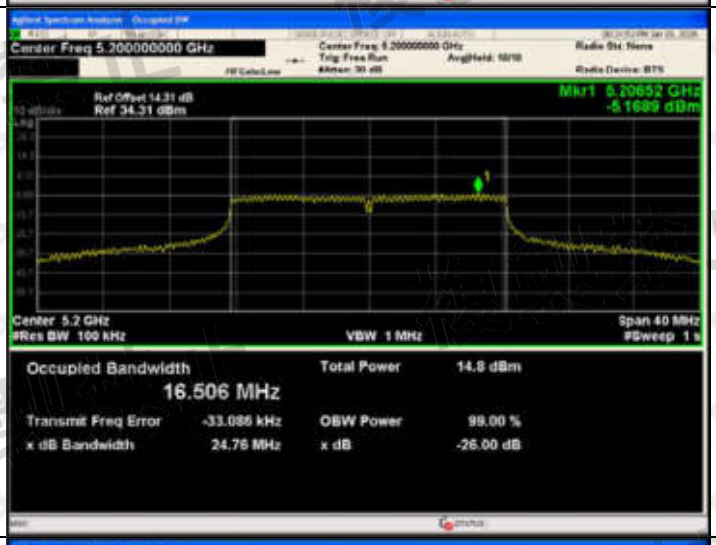	
5240	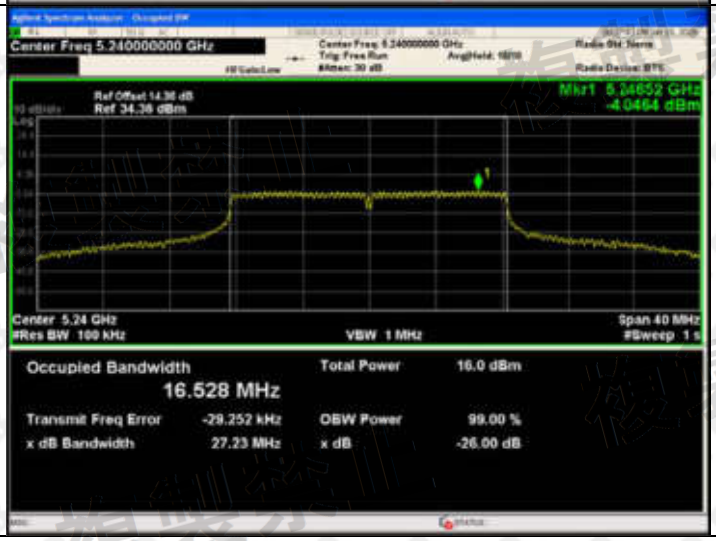	

Channel(MHz)	W52:802.11n(HT20)
5180	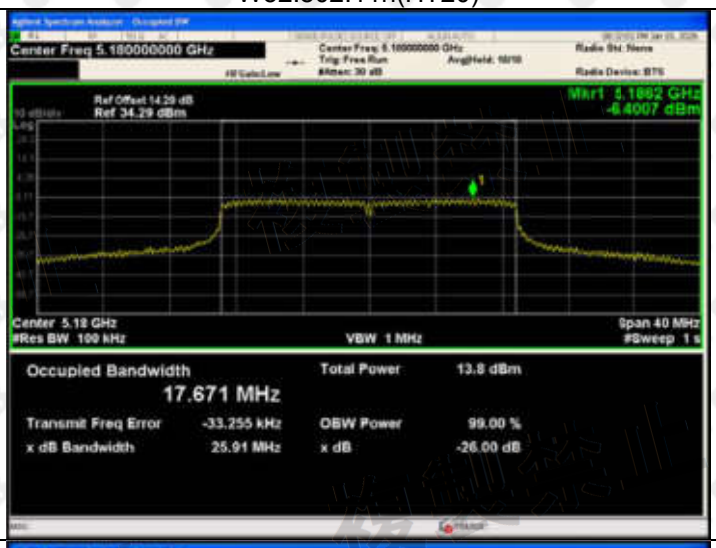
5200	
5240	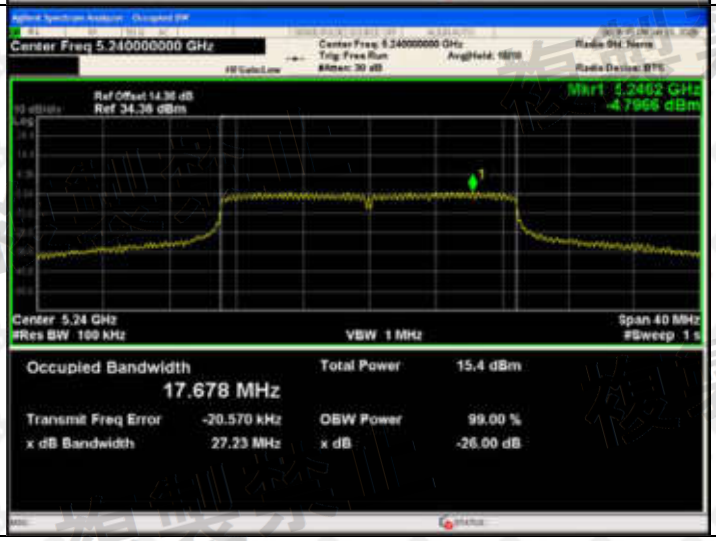

Channel(MHz)	W52:802.11ac(VHT20)	
5180		
5200	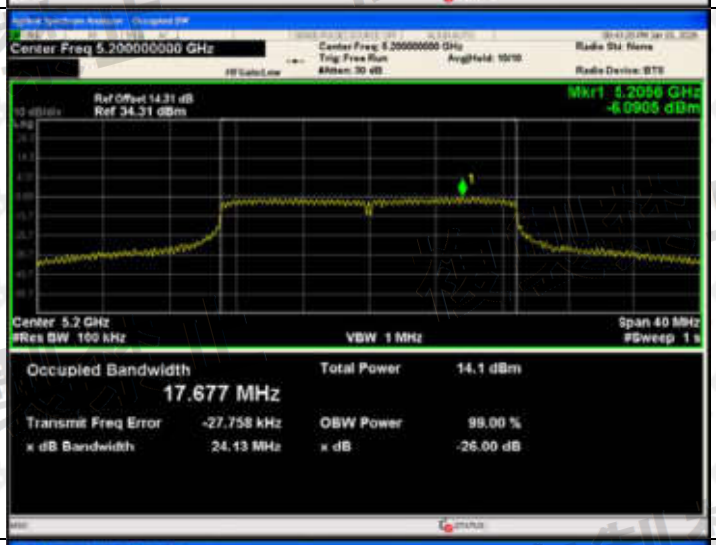	
5240	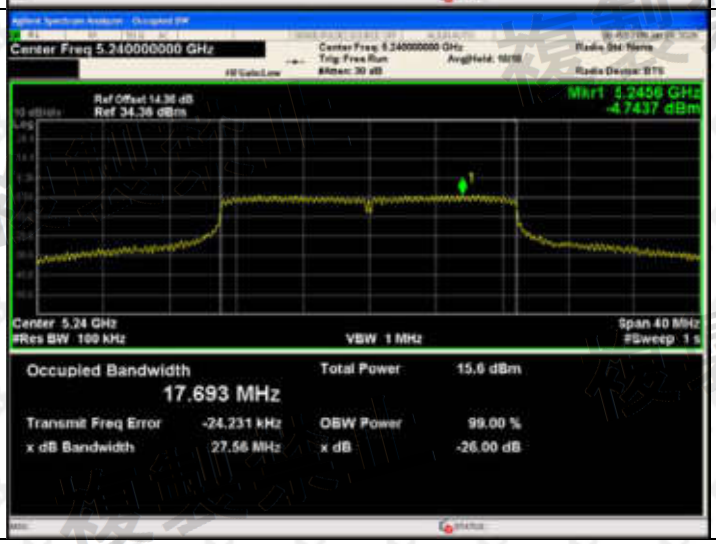	

Channel(MHz)	W52:802.11ax(HE20)
5180	
5200	
5240	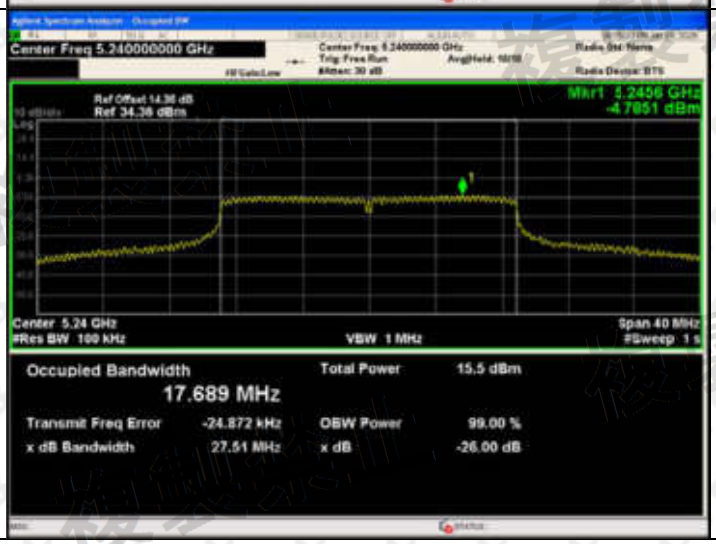

Channel(MHz)	W52:802.11n(HT40)
5190	
5230	

Channel(MHz)	W52:802.11ac (VHT40)		
5190			
5230		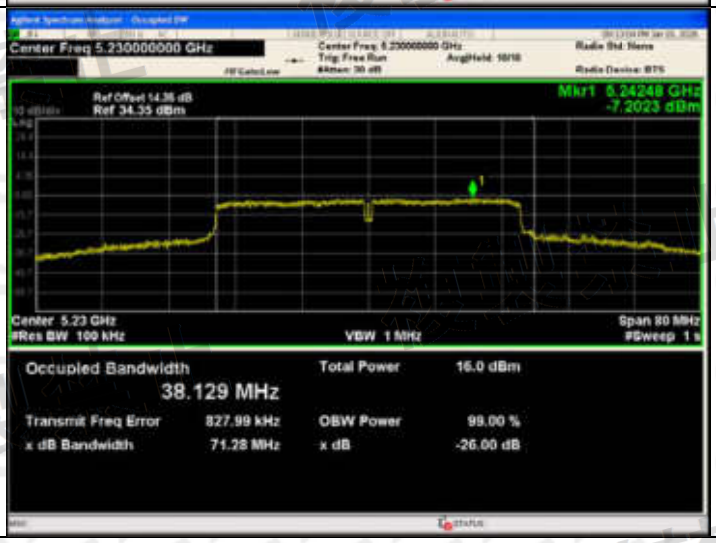	

Channel(MHz)	W52:802.11ax (HE40)	
5190		
5230	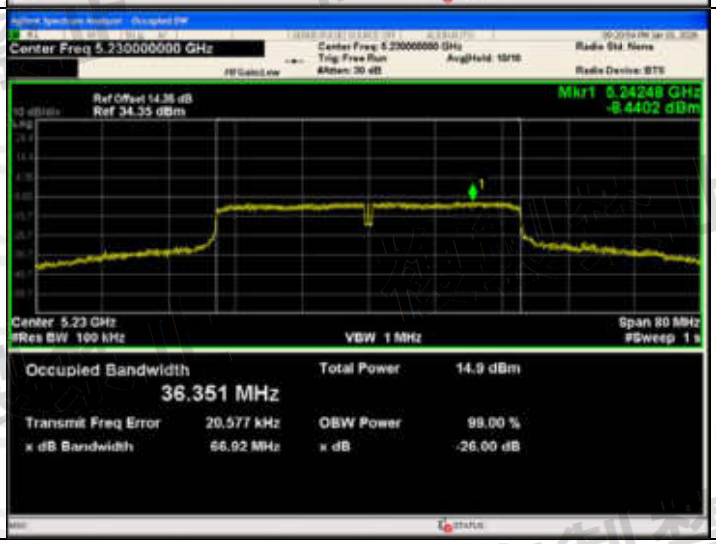	

Channel(MHz)	W53:802.11a
5260	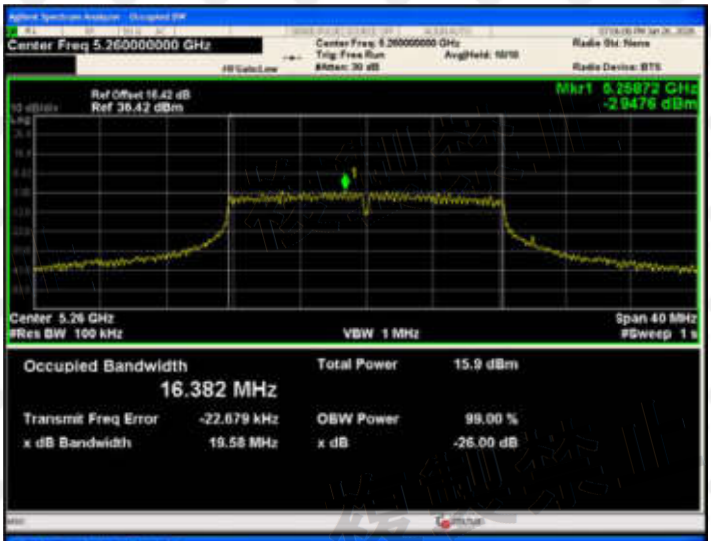
5280	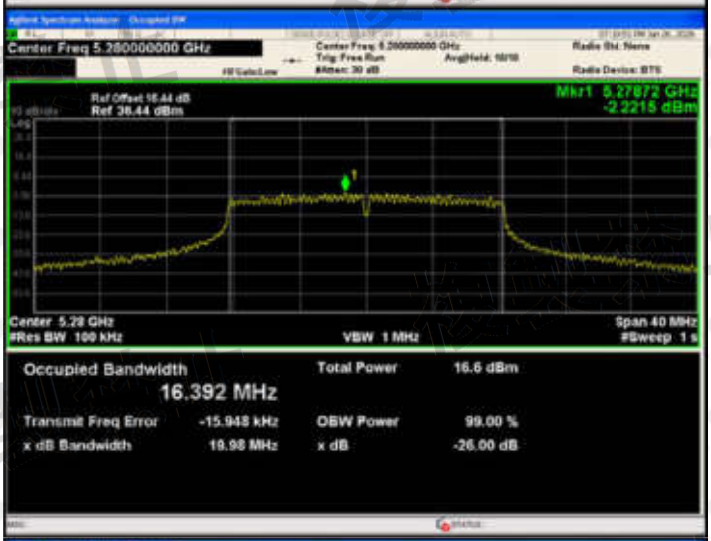
5320	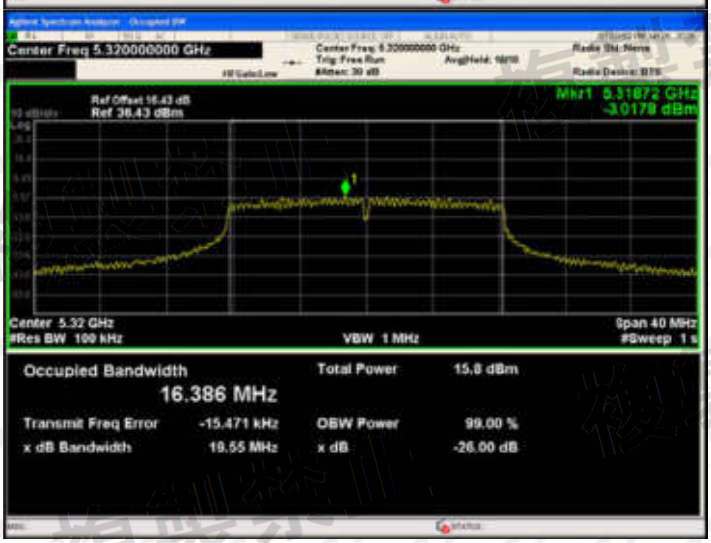

Channel(MHz)	W53:802.11ac(VHT20)
5260	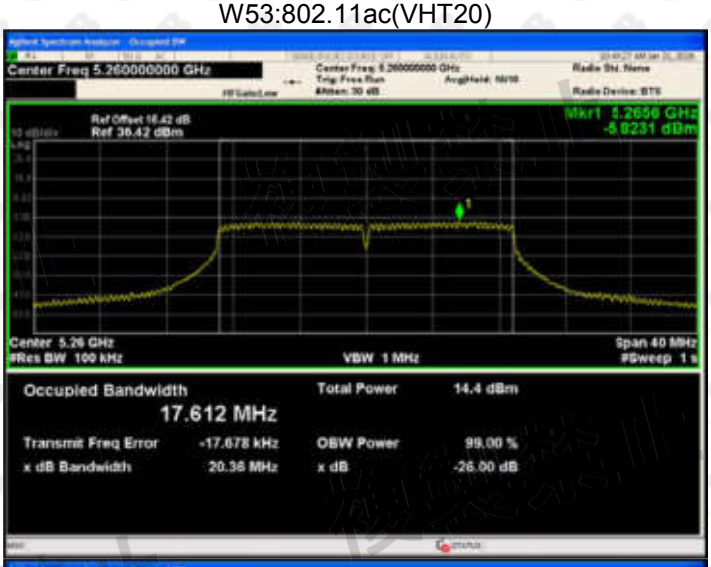
5280	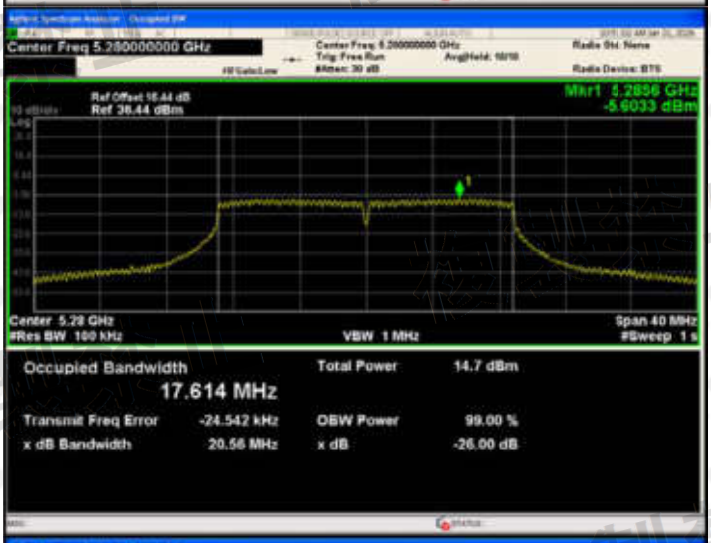
5320	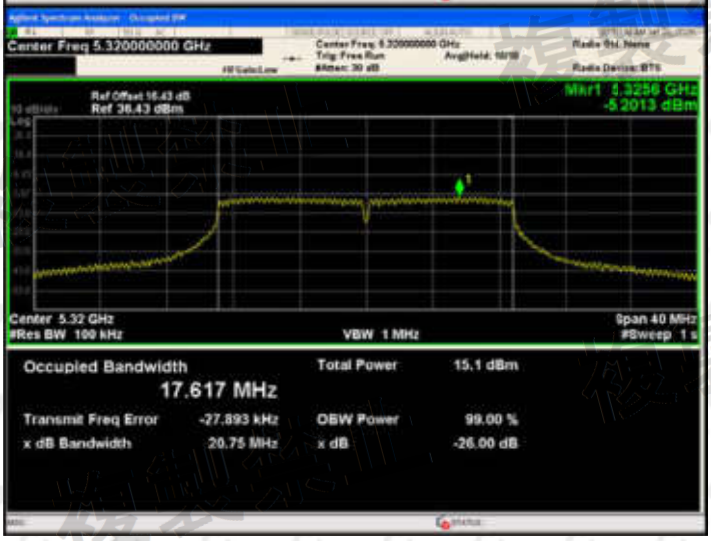

Channel(MHz)	W53:802.11ac (VHT40)
5270	
5310	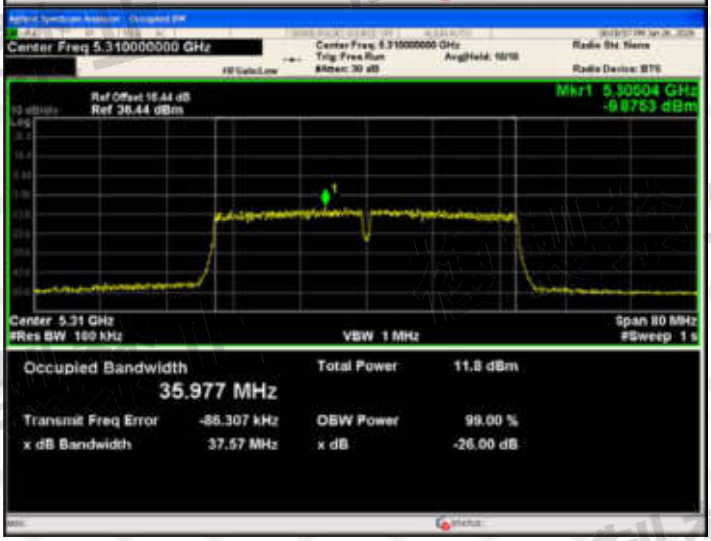

Channel(MHz)	W53:802.11ax(HE20)
5260	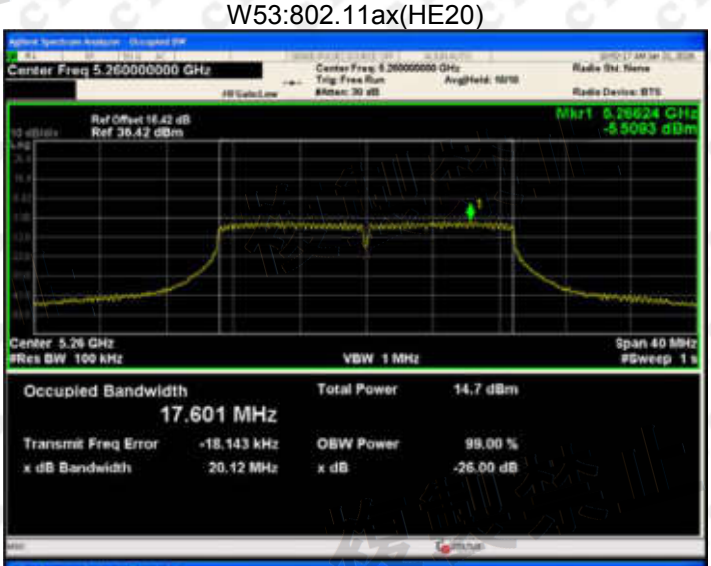
5280	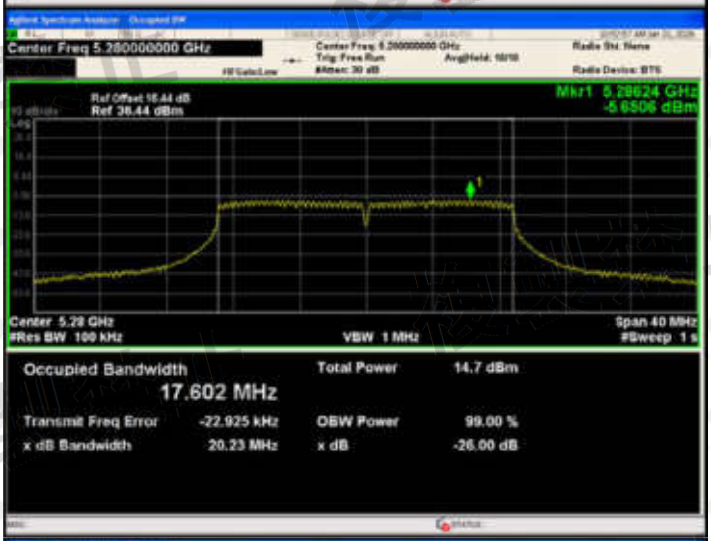
5320	

Channel(MHz)	W53:802.11ax (HE40)
5270	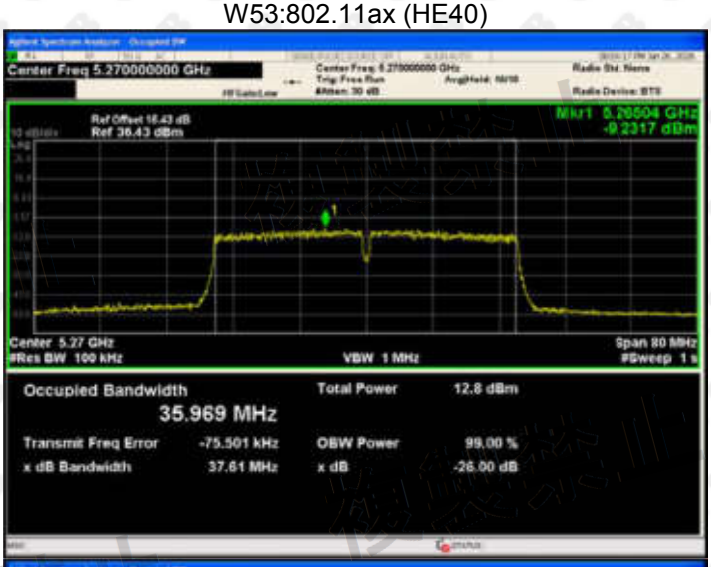
5310	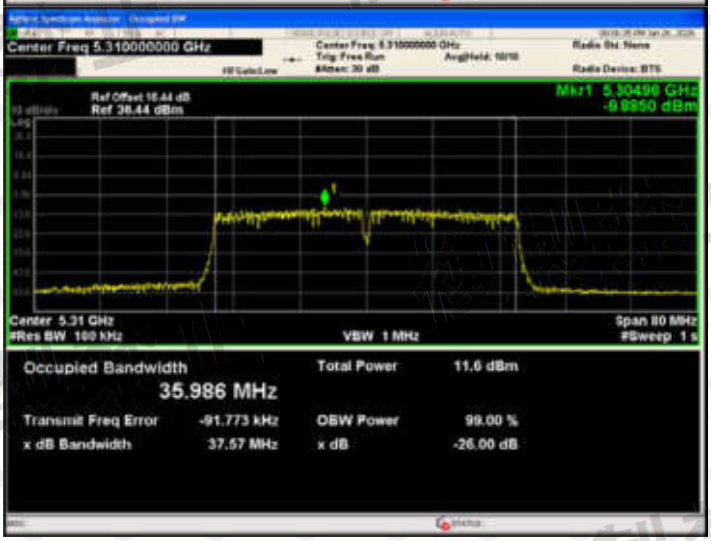

Channel(MHz) W53:802.11n(HT20)

5260

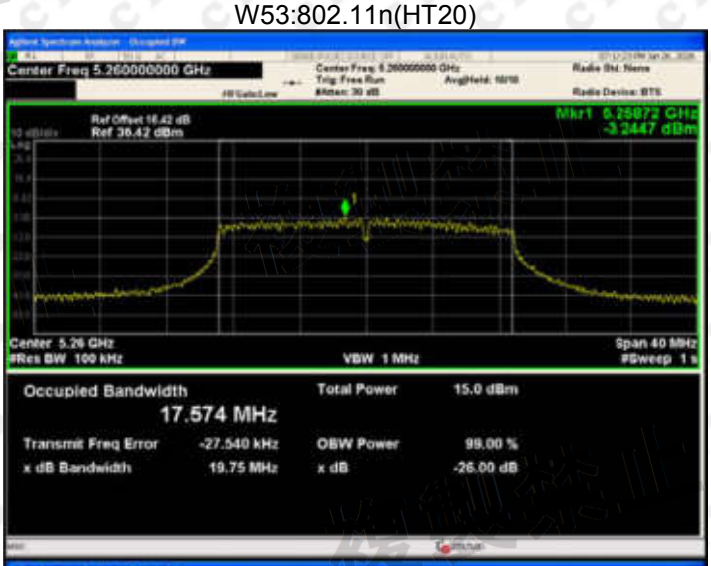

5280

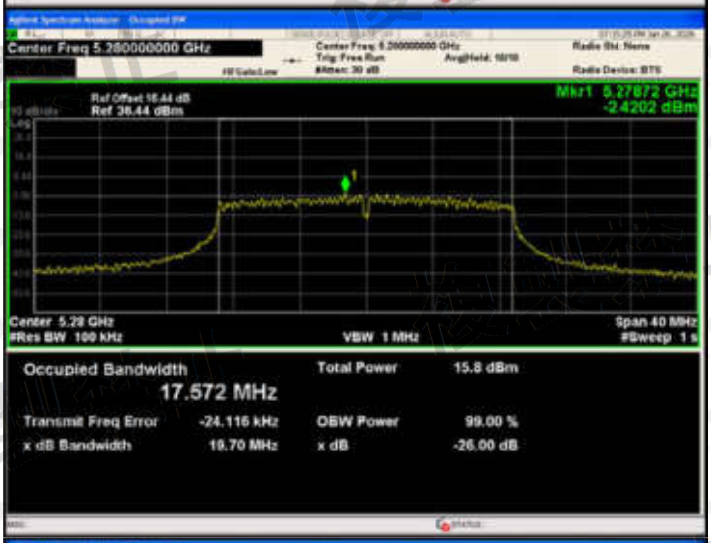

5320

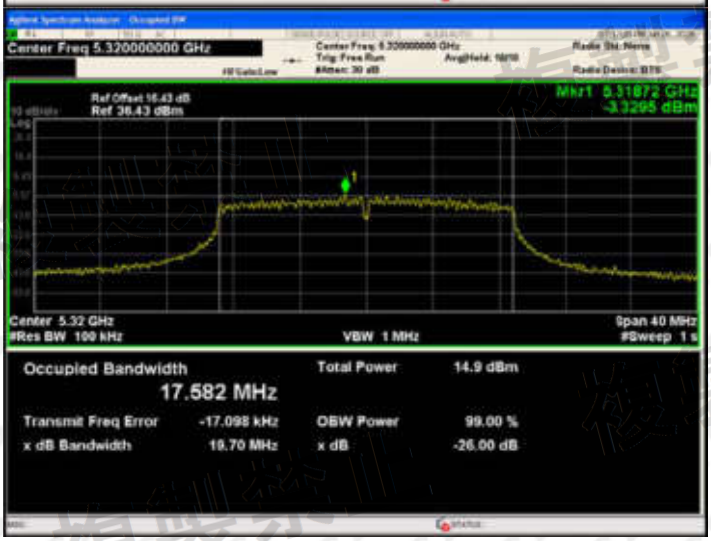

Channel(MHz)	W53:802.11n(HT40)
5270	
5310	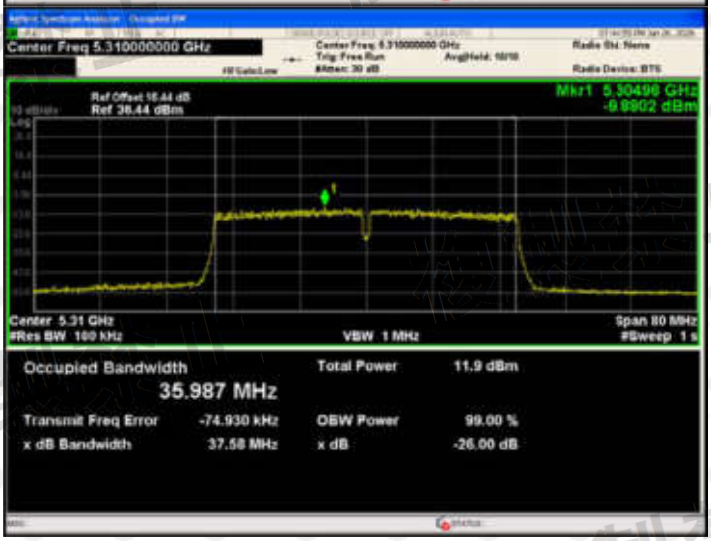

Channel(MHz) W56:802.11a

5500

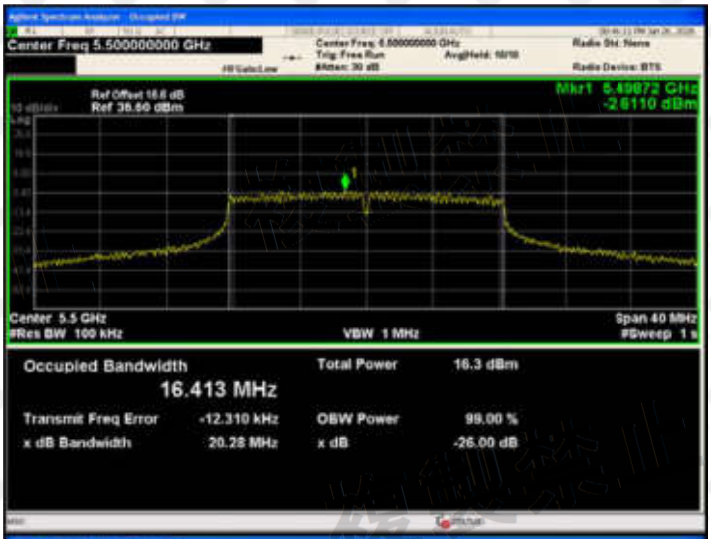

5580

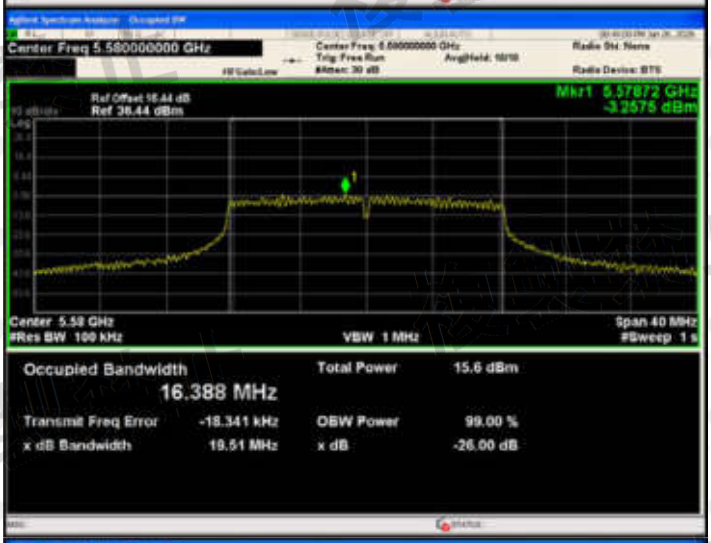

5720

Channel(MHz)	W56:802.11ac(VHT20)
5500	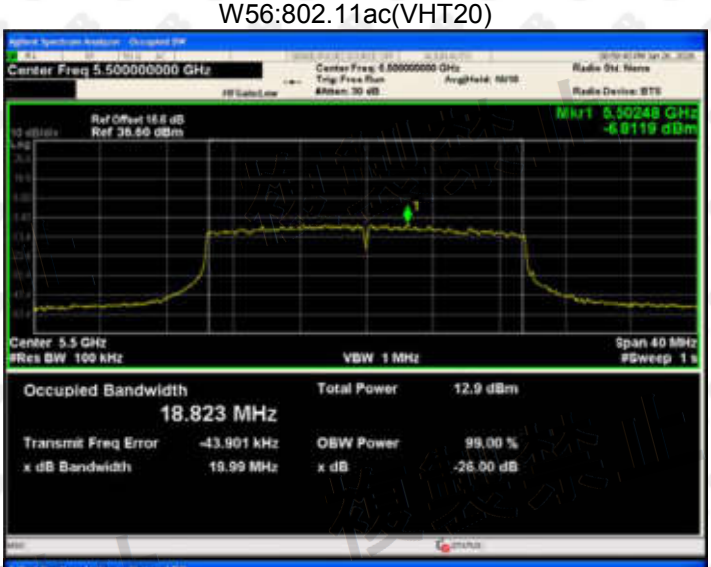
5580	
5720	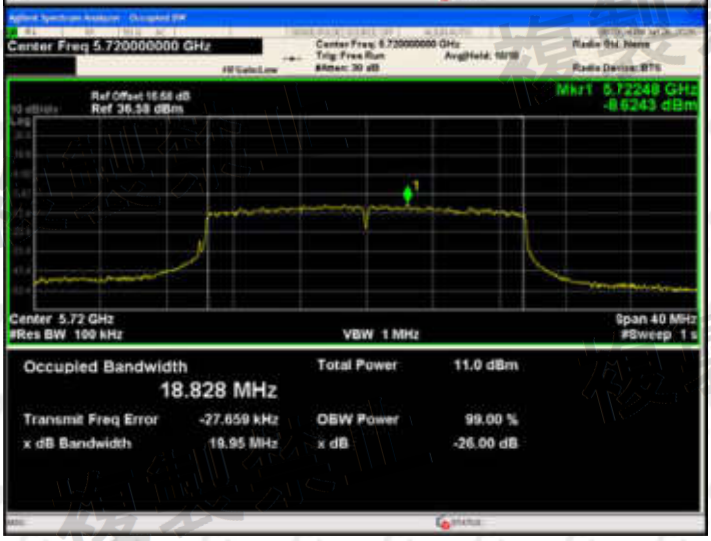

Channel(MHz)	W56:802.11ac (VHT40)
5510	
5710	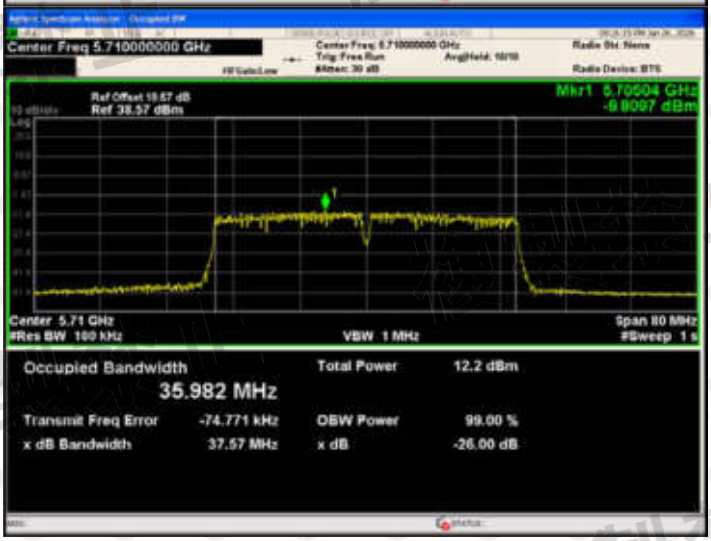

Channel(MHz) W56:802.11ax(HE20)

5500

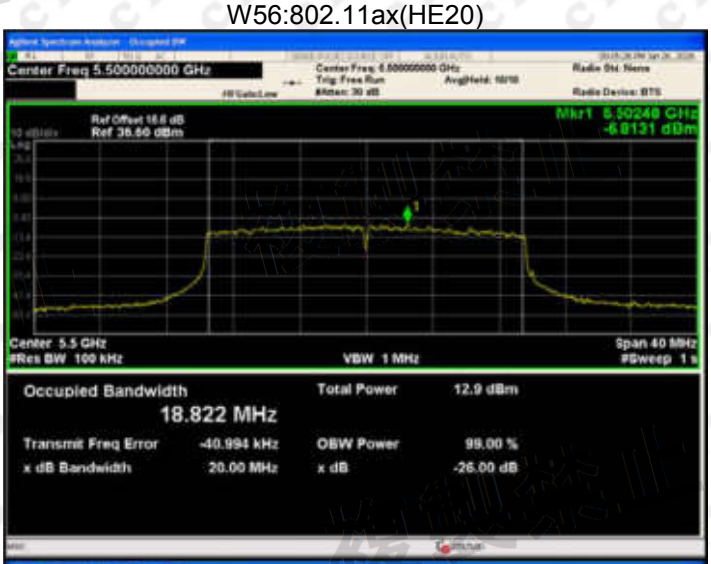

5580

5720

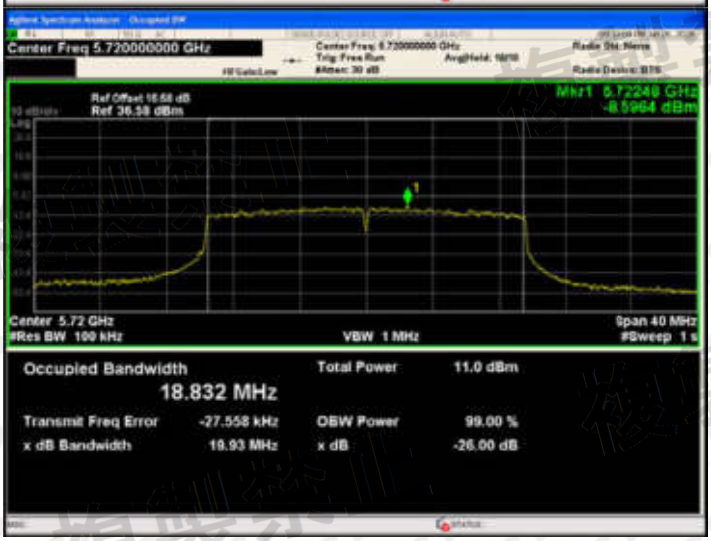

Channel(MHz) W56:802.11ax (HE40)

5510

5710

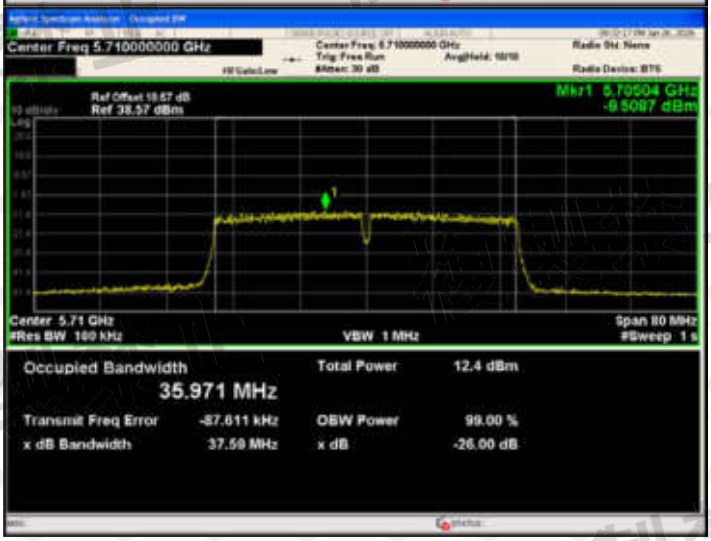

Channel(MHz) W56:802.11n(HT20)

5500

5580

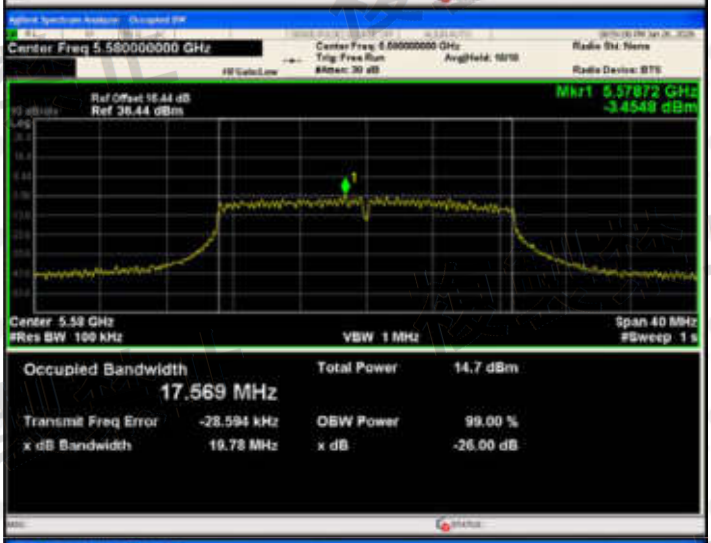

5720

Channel(MHz) W56:802.11n(HT40)

5510

5710

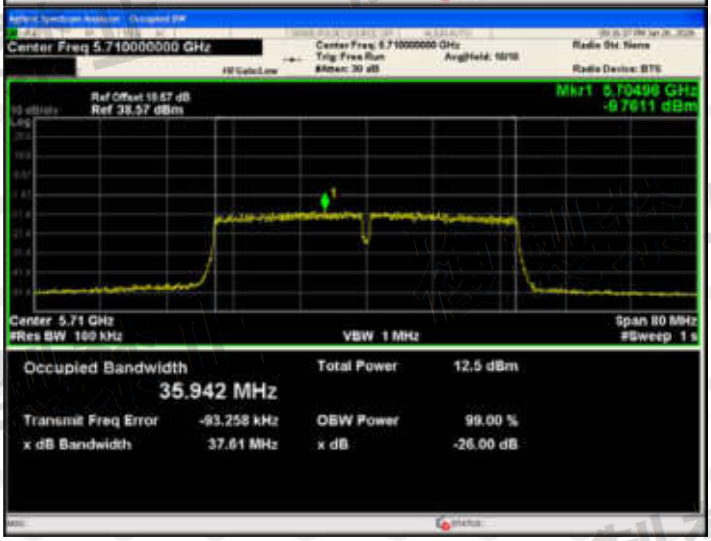

8.Adjacent Channel Emitted Power

8.1 LIMIT

W52/W53/W56

For system OBW<20MHz

Fc ± 20MHz ±10MHz BW : -25dBc

Fc ± 40MHz ±10MHz BW : -40dBc

For system OBW≤20MHz

Fc ± 20MHz ±10MHz BW : -25dBc

Fc ± 40MHz ±10MHz BW : -40dBc

For system OBW≤40MHz

Fc ± 40MHz±20MHz BW : -25dBc

Fc ± 80MHz±20MHz BW : -40dBc

For system OBW≤80MHz

Fc ± 80MHz ±40MHz BW : -25dBc

For system OBW≤80MHz +80MHz (Not adjacent band)

Fc ± 80MHz ±40MHz BW : -25dBc

For system OBW≤160MHz

N/A

8.2 TEST PROCEDURE

(1) A spectrum In case of conducted measurements, the radio device shall be connected to the measuring equipment via a suitable attenuator.
(2) The measurement equipment shall be set for sample hold mode of operation.
(3) the transmitter shall be operated at the receiving mode.
(4) The resolution bandwidth shall be set to ref. the limits , and the sweep time shall be set to auto mode, to ensure all major modulation products are captured.
(5) When the searched result is less than the specified limit, the maximum one shall be recorded, when the result is more than the specified limit, all measured values shall be recorded.
(6) This measurement shall be repeated with the transmitter in standby mode where applicable.
(7) Repeat above procedures until all frequency measured was complete.

8.3 TEST SETUP Block Diagram

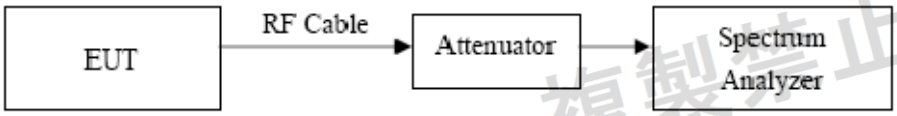

8.4 TEST RESULT

W52

Normal Voltage						
Mode	detuning (MHz)		E.I.R.P (dBm/MHz)			Limit (dBm/MHz)
			LCH	MCH	HCH	
802.11a	20MHz	Lower	-25.72	-26.39	-28.96	-25dBc/20MHz
		Upper	-25.66	-25.53	-27.6	
	40MHz	Lower	-45.2	-44.86	-45.53	-40dBc/40MHz
		Upper	-46.55	-45.54	-46.42	
802.11ac(VHT20)	20MHz	Lower	-25.68	-26.21	-25.93	-25dBc/20MHz
		Upper	-26.52	-26.22	-25.3	
	40MHz	Lower	-44.65	-44.49	-45.82	-40dBc/40MHz
		Upper	-45.92	-45.32	-46.8	
802.11ac(VHT40)	40MHz	Lower	-27.34	/	-29.44	-25dBc/40MHz
		Upper	-27.06	/	-27.26	
	80MHz	Lower	-41.05	/	-41.21	-40dBc/80MHz
		Upper	-41.54	/	-42.17	
802.11n(HT20)	20MHz	Lower	-25.83	-26.43	-29.33	-25dBc/20MHz
		Upper	-26.04	-25.93	-28.34	
	40MHz	Lower	-44.64	-44.57	-45.23	-40dBc/40MHz
		Upper	-45.96	-45.66	-46.12	
802.11n(HT40)	40MHz	Lower	-26.31	/	-27.51	-25dBc/40MHz
		Upper	-26.17	/	-25.46	
	80MHz	Lower	-42.26	/	-42.87	-40dBc/80MHz
		Upper	-43.01	/	-43.89	
802.11ax(HT20)	20MHz	Lower	-25.77	-26.3	-26.04	-25dBc/20MHz
		Upper	-26.63	-26.39	-25.33	
	40MHz	Lower	-44.69	-44.53	-45.86	-40dBc/40MHz
		Upper	-45.76	-45.1	-46.7	
802.11ax(HT40)	40MHz	Lower	-28.14	/	-29.4	-25dBc/40MHz
		Upper	-27.89	/	-27.28	
	80MHz	Lower	-40.59	/	-41.13	-40dBc/80MHz
		Upper	-41.02	/	-42.18	
Result	Pass					

W53

Normal Voltage						
Mode	detuning (MHz)		E.I.R.P (dBm/MHz)			Limit (dBm/MHz)
			LCH	MCH	HCH	
802.11a	20MHz	Lower	-30.92	-29.04	-29.81	-25dBc/20MHz
		Upper	-30.41	-29.41	-29.78	
	40MHz	Lower	-45.21	-43.63	-43.95	-40dBc/40MHz
		Upper	-45.72	-45.62	-45.68	
802.11ac(VHT20)	20MHz	Lower	-30.68	-29.85	-29.97	-25dBc/20MHz
		Upper	-33.77	-33.85	-34.48	
	40MHz	Lower	-46.9	-45.58	-45.95	-40dBc/40MHz
		Upper	-46.95	-48.03	-47.37	
802.11ac(VHT40)	40MHz	Lower	-38.68	/	-38.44	-25dBc/40MHz
		Upper	-40.74	/	-40.79	
	80MHz	Lower	-43.1	/	-42.36	-40dBc/80MHz
		Upper	-44.17	/	-43.48	
802.11n(HT20)	20MHz	Lower	-31.56	-29.78	-30.33	-25dBc/20MHz
		Upper	-31.15	-31.11	-31.82	
	40MHz	Lower	-44.95	-43.86	-44.08	-40dBc/40MHz
		Upper	-46.16	-46.04	-45.75	
802.11n(HT40)	40MHz	Lower	-38.75	/	-38.47	-25dBc/40MHz
		Upper	-40.67	/	-40.87	
	80MHz	Lower	-43.39	/	-42.39	-40dBc/80MHz
		Upper	-44.12	/	-43.4	
802.11ax(HE20)	20MHz	Lower	-31.02	-30.23	-29.94	-25dBc/20MHz
		Upper	-33.71	-33.59	-34.26	
	40MHz	Lower	-47.1	-45.45	-45.94	-40dBc/40MHz
		Upper	-47.16	-47.76	-47.37	
802.11ax(HE40)	40MHz	Lower	-38.83	/	-38.33	-25dBc/40MHz
		Upper	-40.53	/	-40.92	
	80MHz	Lower	-43.4	/	-42.42	-40dBc/80MHz
		Upper	-44.25	/	-43.43	
Result	Pass					

W56

Normal Voltage						
Mode	detuning (MHz)		E.I.R.P (dBm/MHz)			Limit (dBm/MHz)
			LCH	MCH	HCH	
802.11a	20MHz	Lower	-28.41	-30.57	-30.18	-25dBc/20MHz
		Upper	-27.42	-30.3	-30.54	
	40MHz	Lower	-43.93	-44.6	-44.35	-40dBc/40MHz
		Upper	-43.58	-45.48	-45.17	
802.11ac(VHT20)	20MHz	Lower	-30.25	-30.49	-29.15	-25dBc/20MHz
		Upper	-33.13	-33.67	-34.63	
	40MHz	Lower	-47.54	-47.07	-45.88	-40dBc/40MHz
		Upper	-46.19	-45.92	-46.45	
802.11ac(VHT40)	40MHz	Lower	-40.02	/	-38.1	-25dBc/40MHz
		Upper	-40.61	/	-40.38	
	80MHz	Lower	-43.87	/	-41.62	-40dBc/80MHz
		Upper	-43.34	/	-42.33	
802.11n(HT20)	20MHz	Lower	-29.95	-31.58	-30.11	-25dBc/20MHz
		Upper	-29.27	-30.87	-32.57	
	40MHz	Lower	-44.61	-44.85	-44.33	-40dBc/40MHz
		Upper	-45.13	-45.88	-45.41	
802.11n(HT40)	40MHz	Lower	-39.99	/	-38.28	-25dBc/40MHz
		Upper	-40.61	/	-40.42	
	80MHz	Lower	-43.81	/	-41.66	-40dBc/80MHz
		Upper	-43.2	/	-42.32	
802.11ax(HE20)	20MHz	Lower	-30.28	-31.48	-29.74	-25dBc/20MHz
		Upper	-33.56	-33.97	-34.69	
	40MHz	Lower	-47.47	-47.03	-46.01	-40dBc/40MHz
		Upper	-46.26	-45.78	-46.53	
802.11ax(HE40)	40MHz	Lower	-39.92	/	-38.37	-25dBc/40MHz
		Upper	-40.68	/	-40.28	
	80MHz	Lower	-43.62	/	-41.56	-40dBc/80MHz
		Upper	-43.06	/	-42.42	
Result	Pass					

Channel(MHz)	W52:802.11a
5180	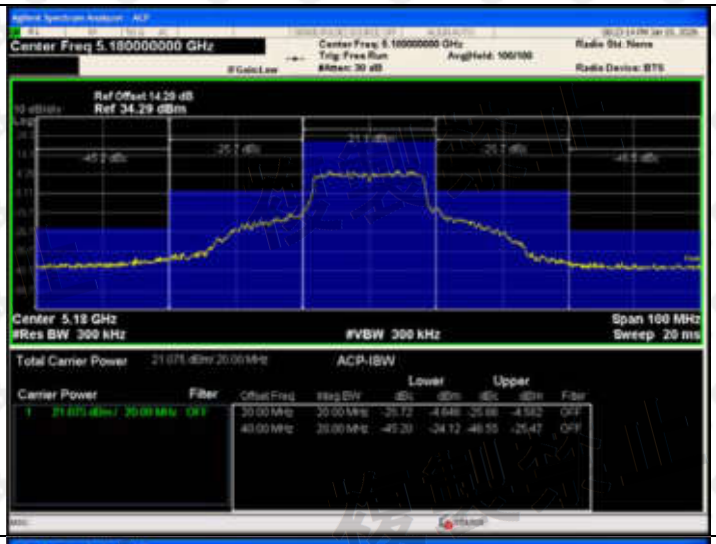
5200	
5240	

Channel(MHz)	W52:802.11ac(VHT20)	
5180	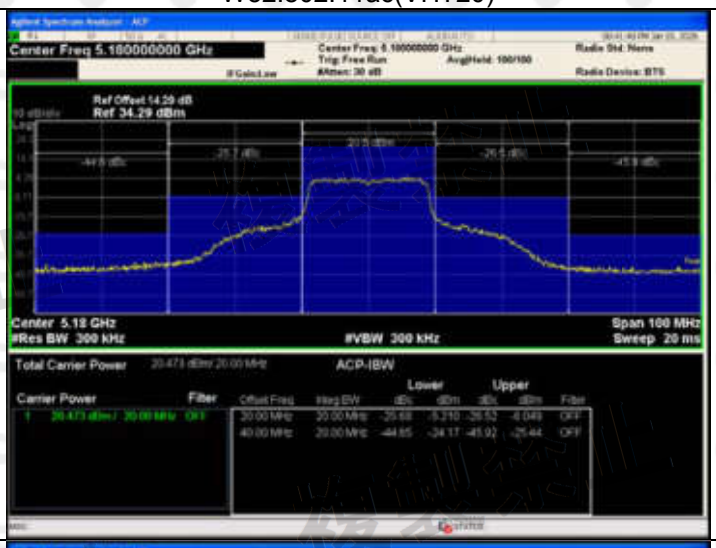	
5200	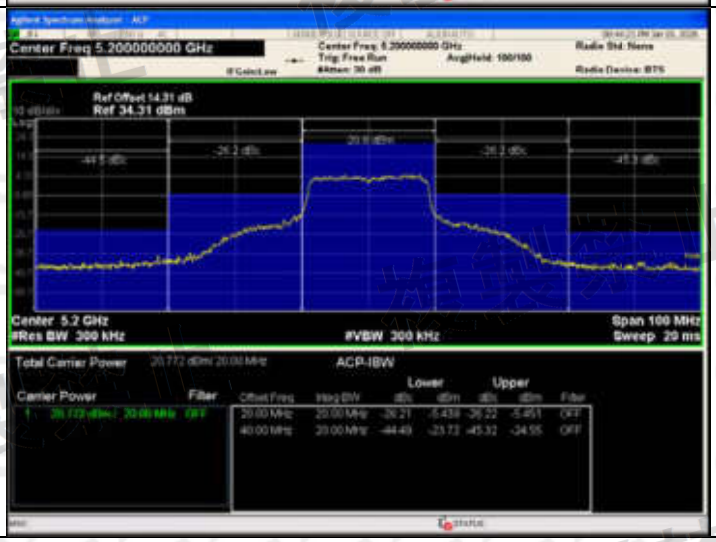	
5240	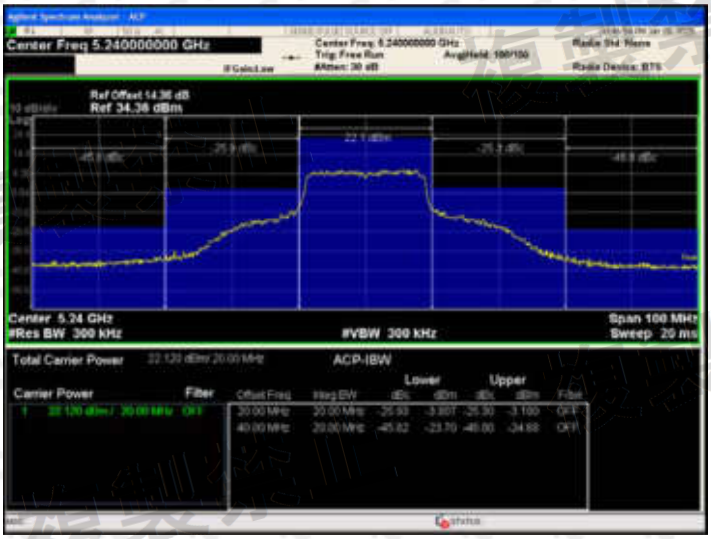	

Channel(MHz)	W52:802.11ac(VHT40)		
5190		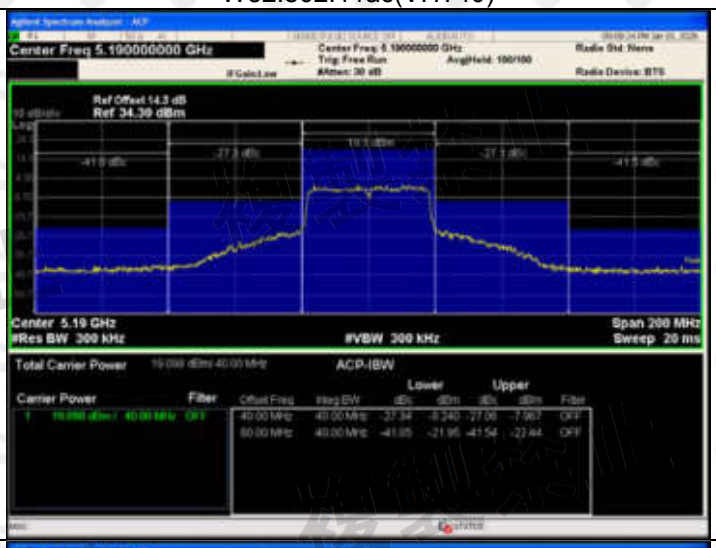	
5230		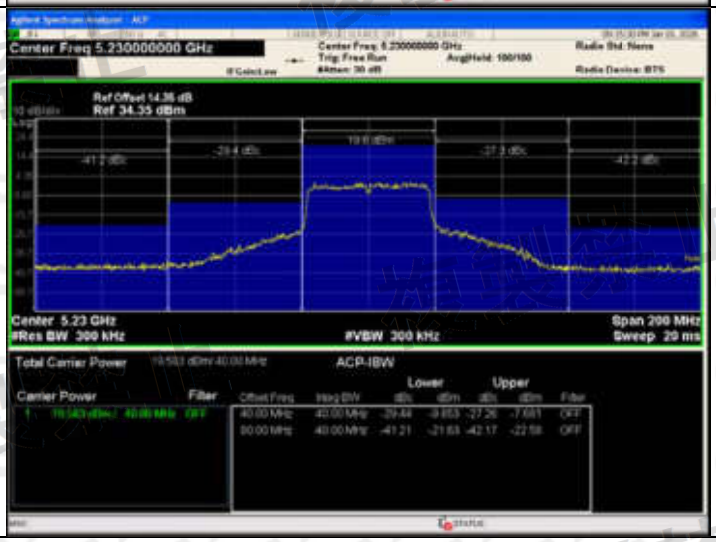	

Channel(MHz)	W52:802.11n(HT20)
5180	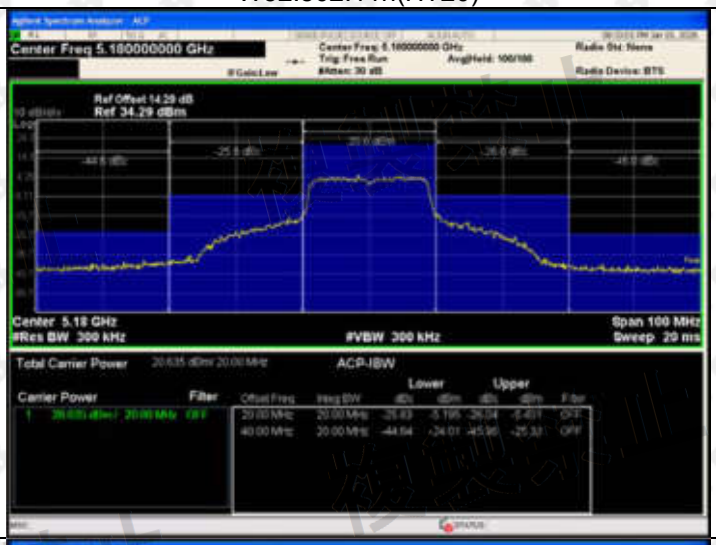
5200	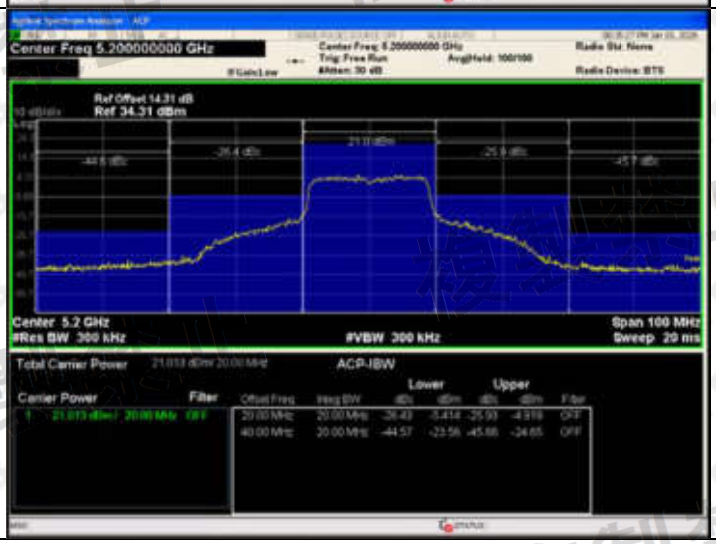
5240	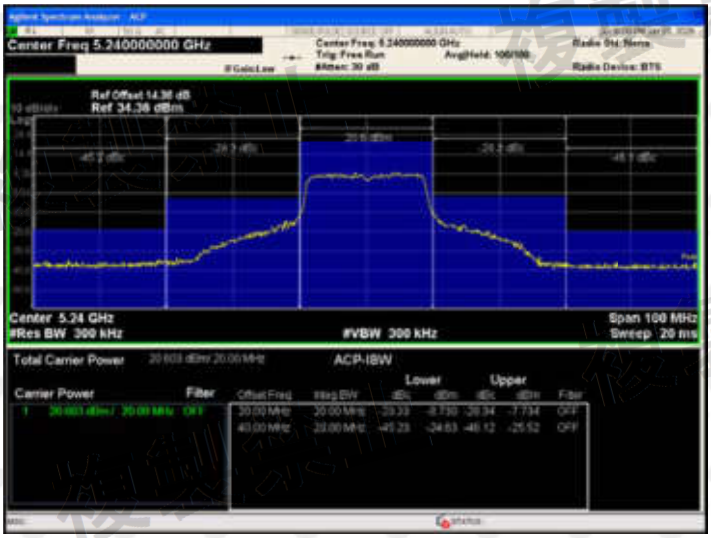

Channel(MHz)	W52:802.11n(HT40)
5190	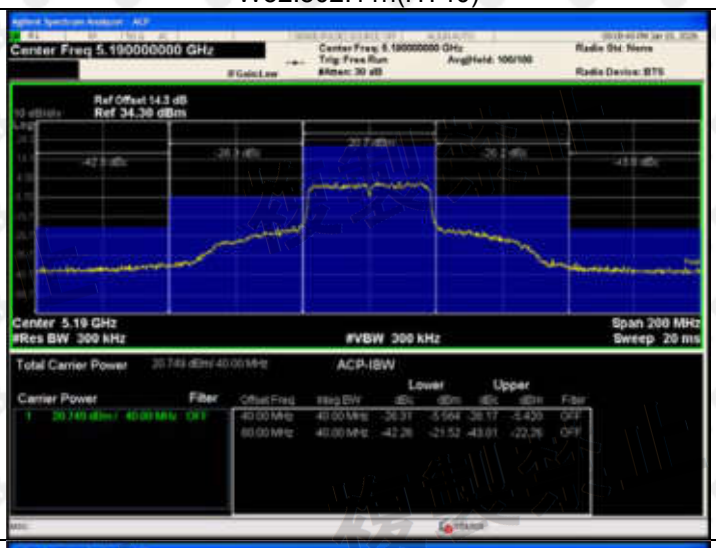
5230	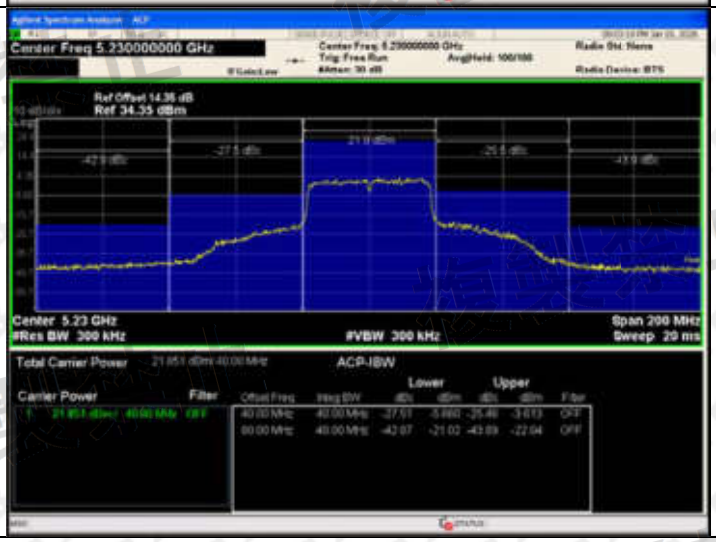

Channel(MHz)	W52:802.11ax(HE20)
5180	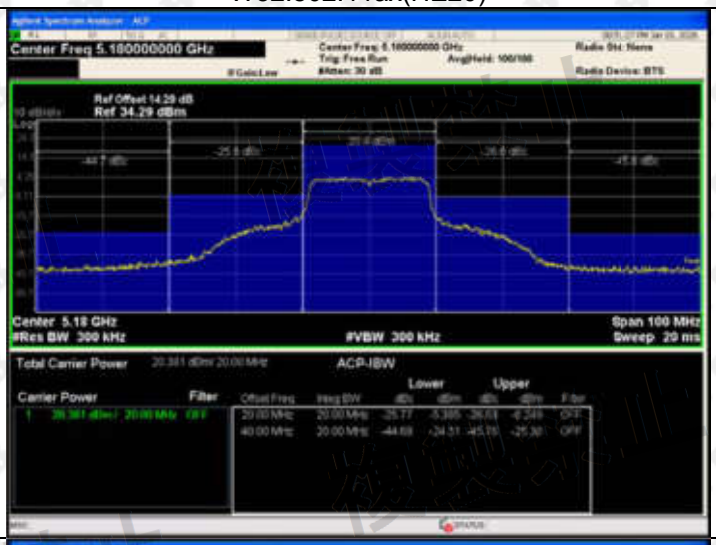
5200	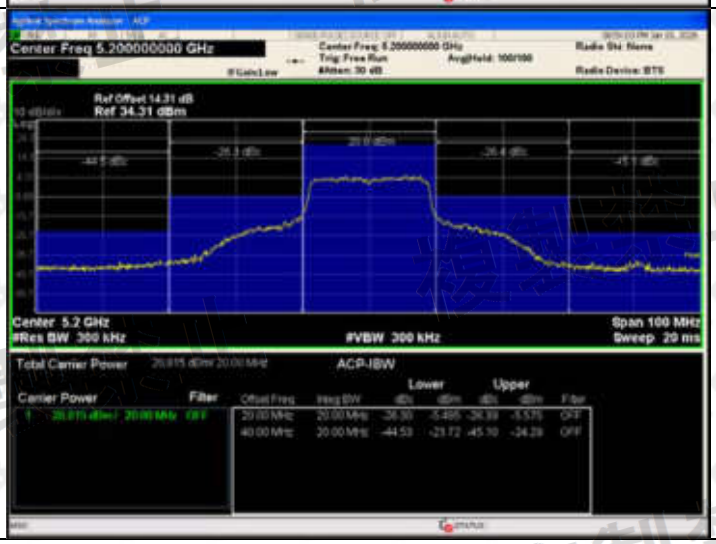
5240	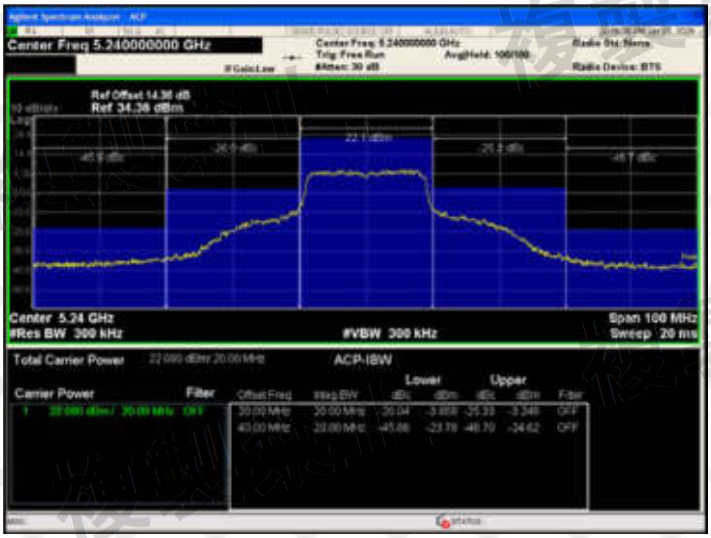

Channel(MHz)	W52:802.11ax(HE40)
5190	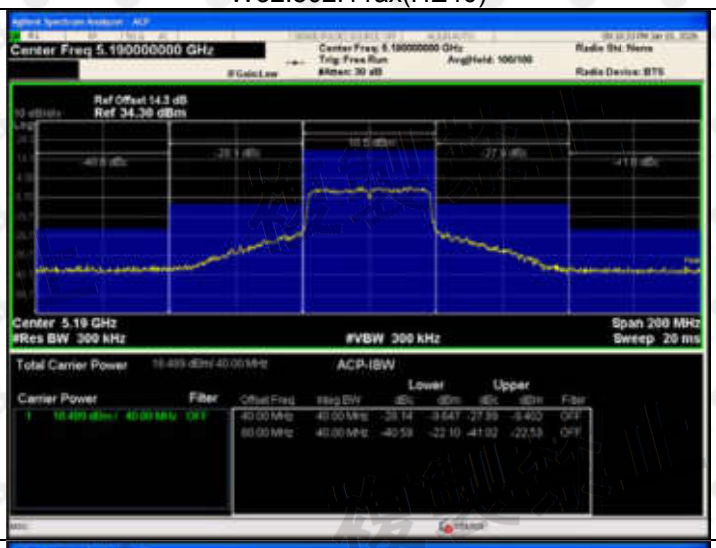
5230	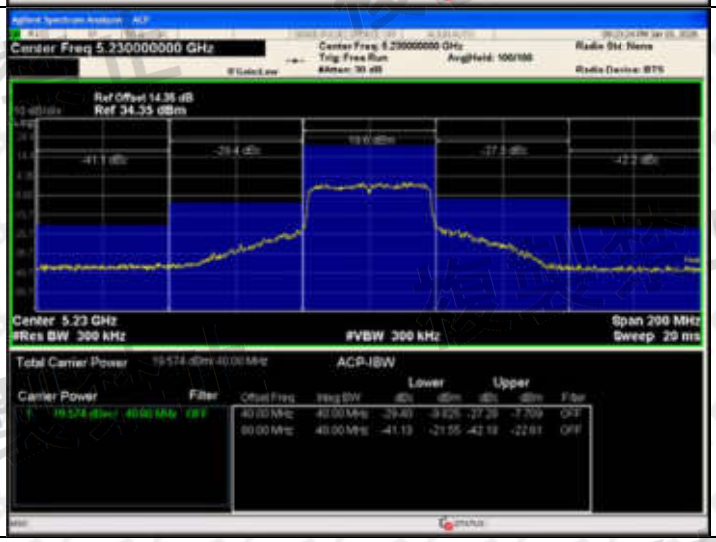

Channel(MHz)	W53:802.11a
5260	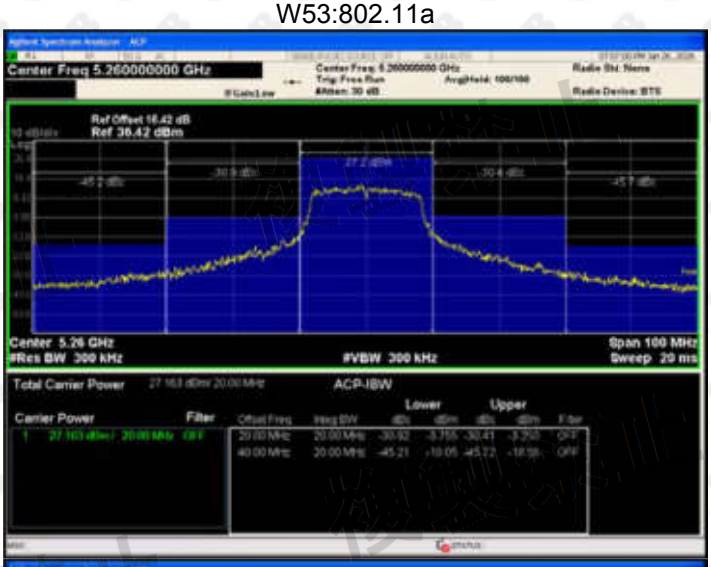
5280	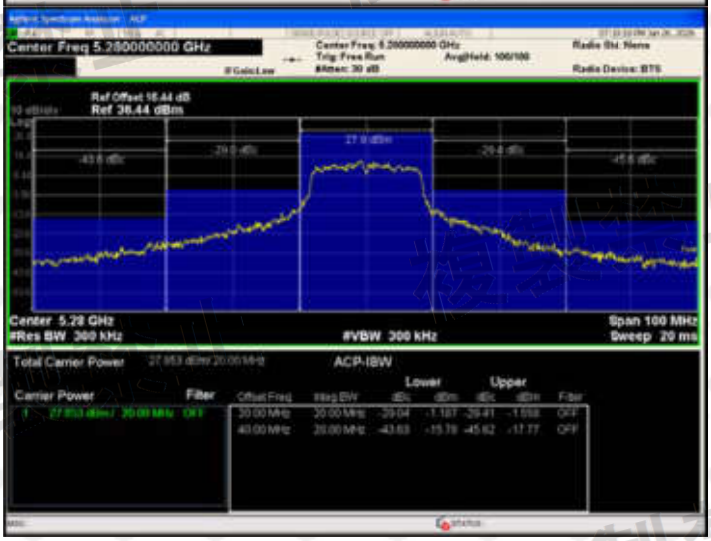
5320	

Channel(MHz)	W53:802.11ac(VHT20)
5260	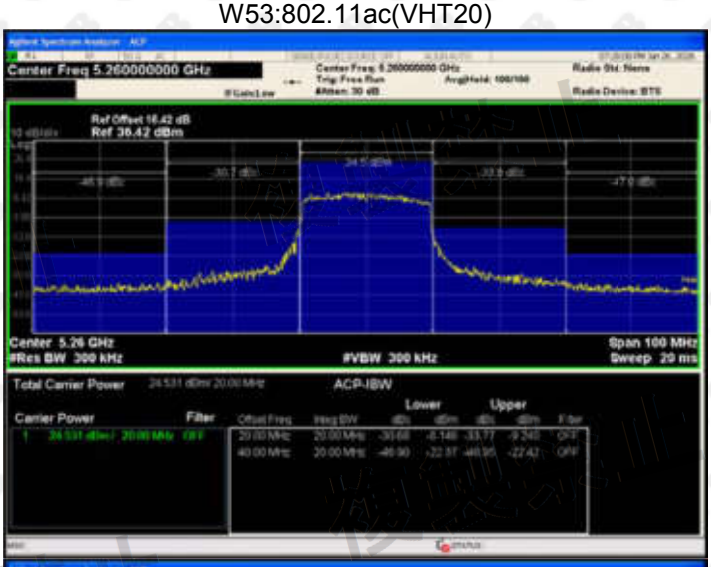
5280	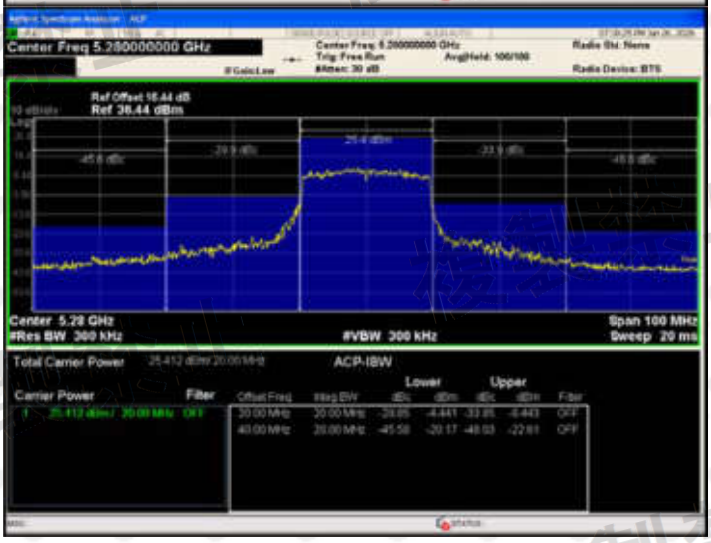
5320	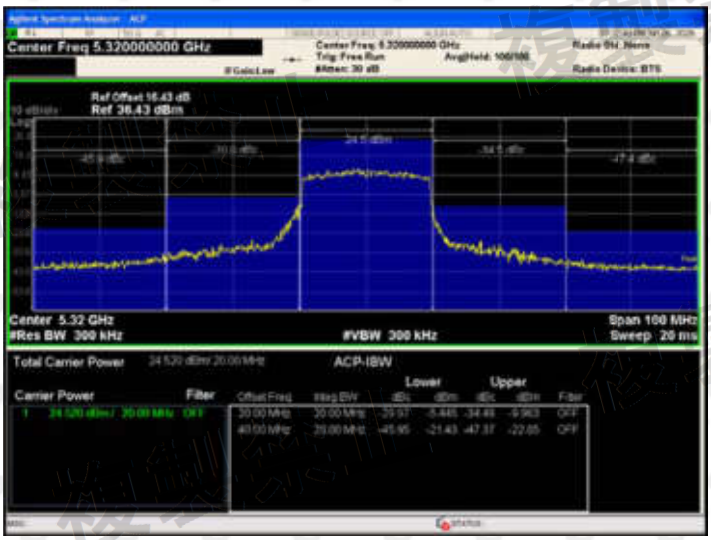

Channel(MHz)	W53:802.11ac(HT40)
5270	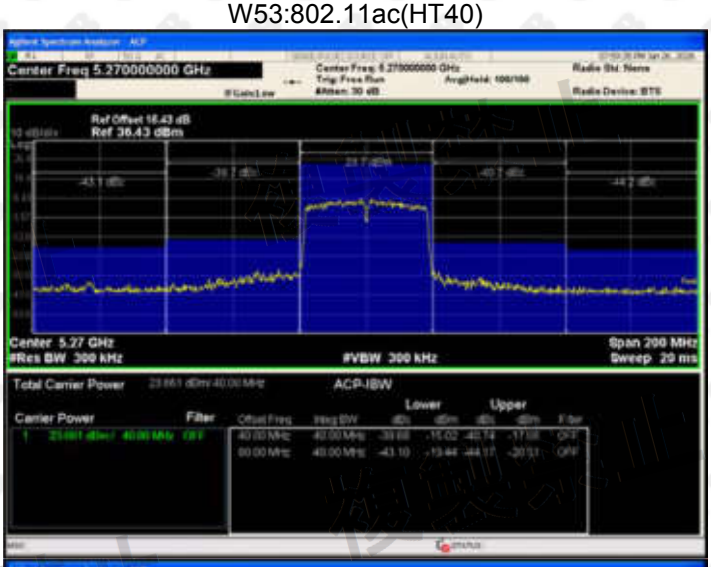
5310	

Channel(MHz)	W53:802.11ax(HE20)
5260	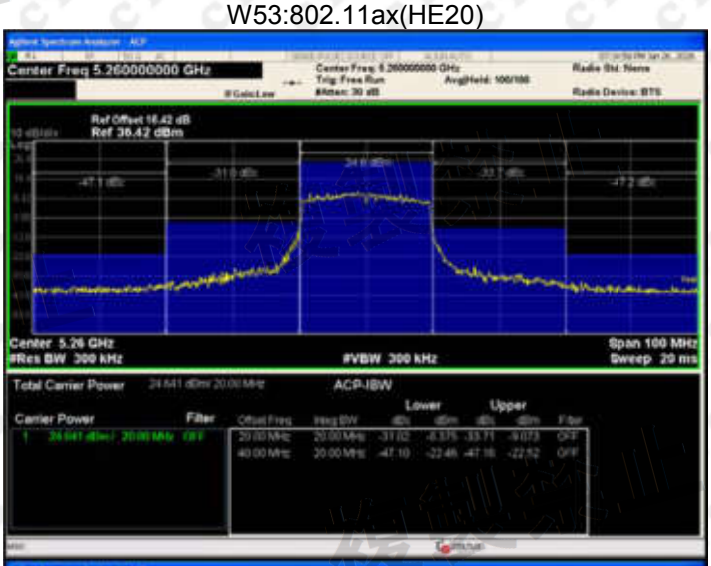
5280	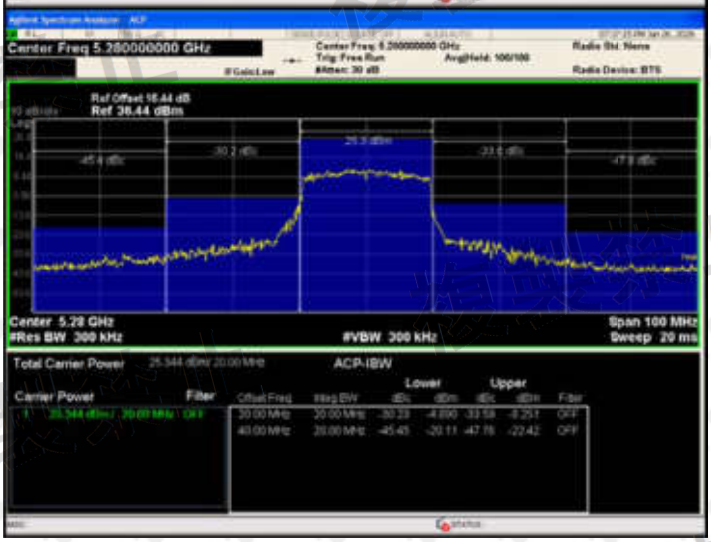
5320	

Channel(MHz) W53:802.11ax(HE40)

5270

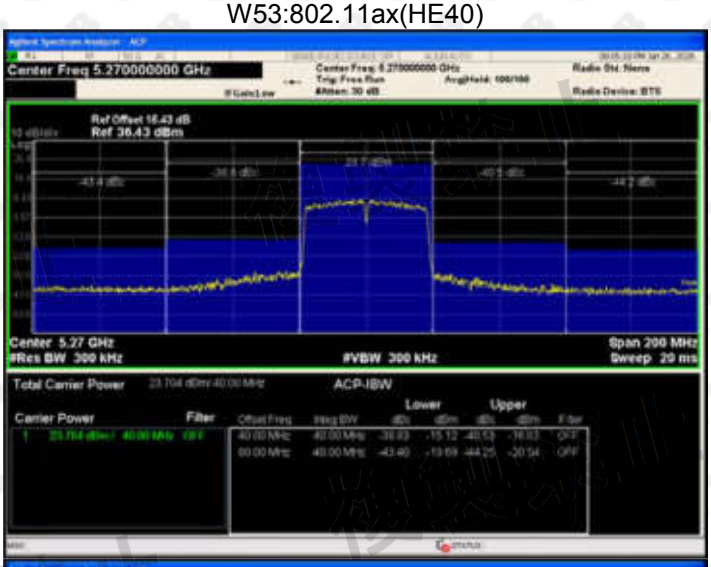

5310

Channel(MHz)	W53:802.11n(HT20)
5260	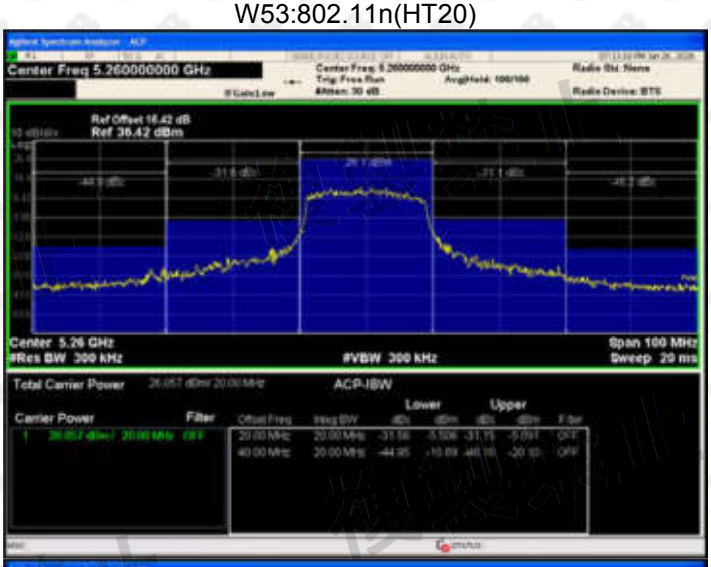
5280	
5320	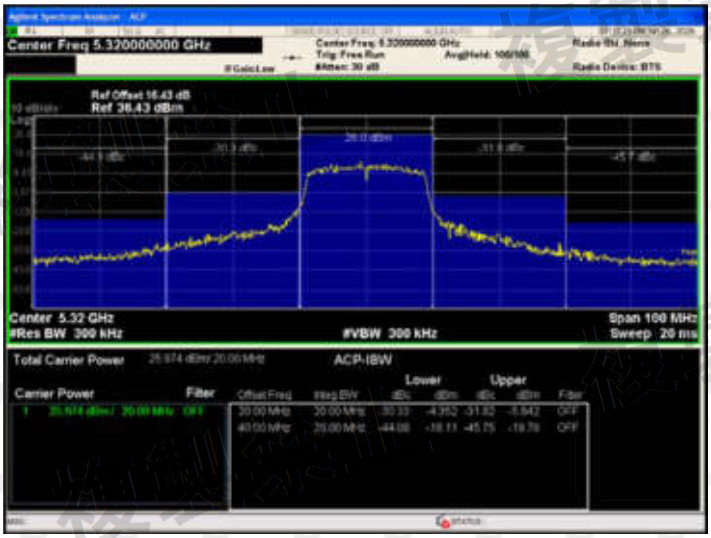

Channel(MHz) W53:802.11n(HT40)

5270

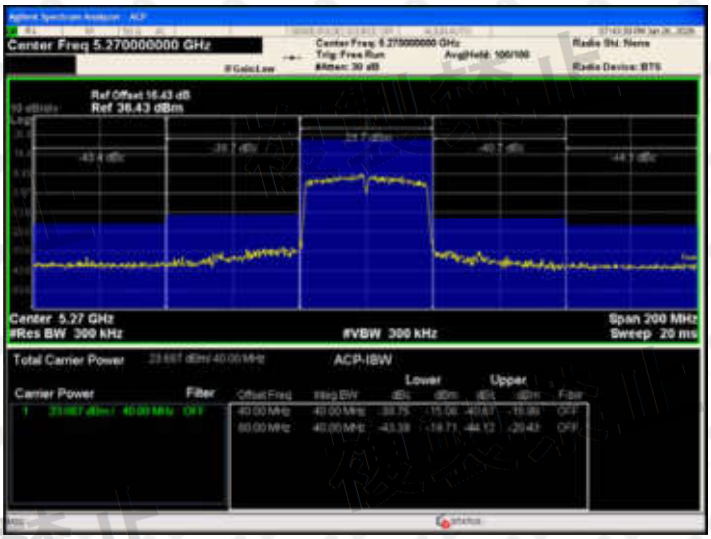

5310

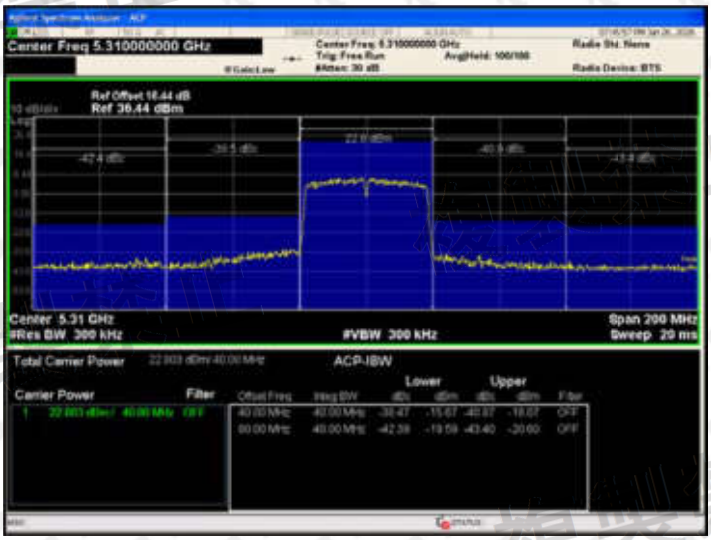

W56

Channel(MHz) W56:802.11a

5500

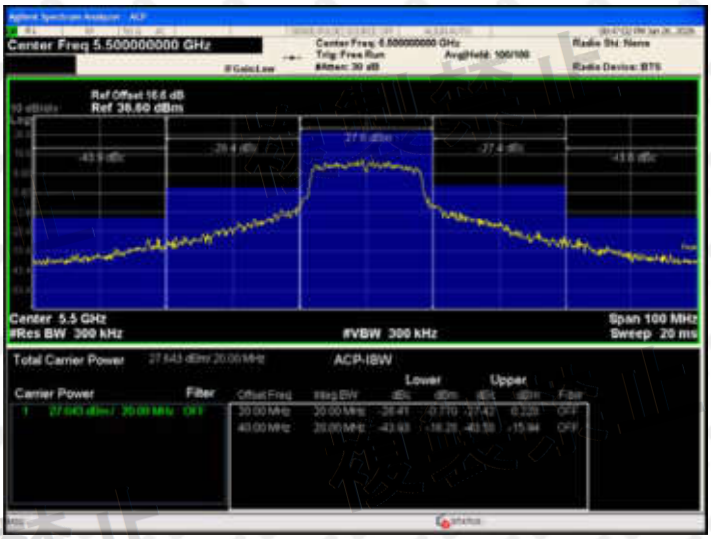

5580

5720

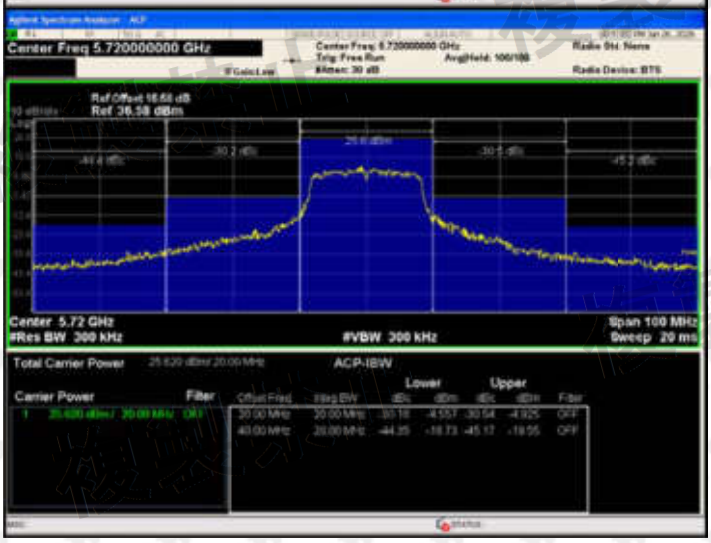

Channel(MHz)	W56:802.11ac(VHT20)
5500	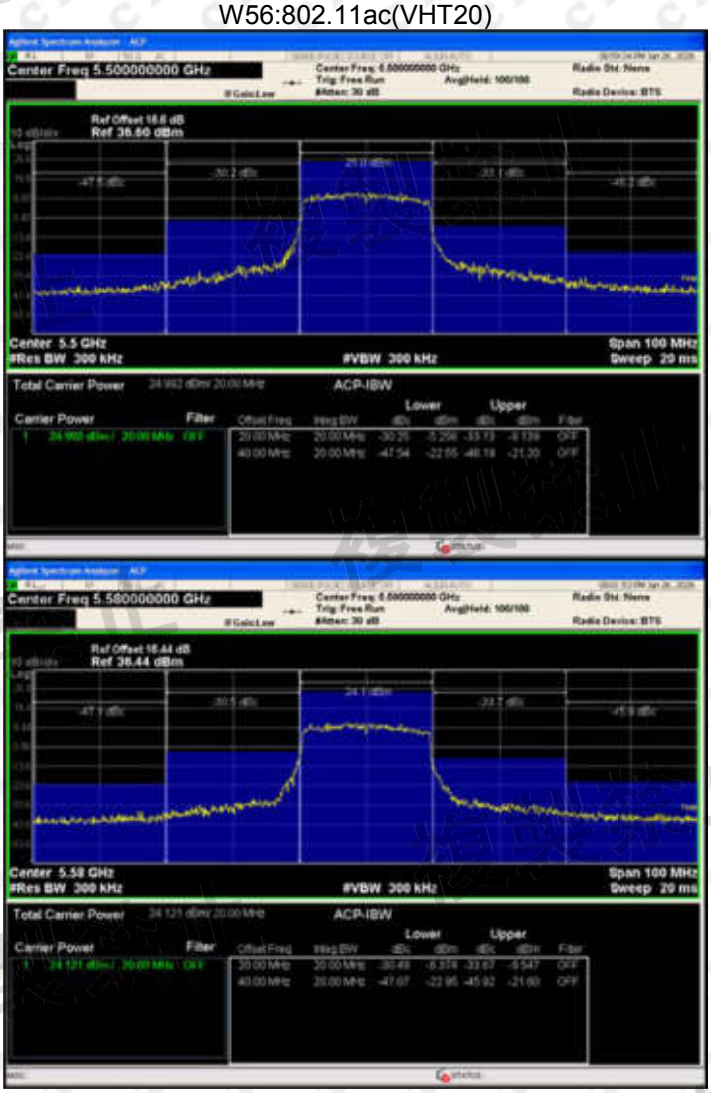
5580	
5720	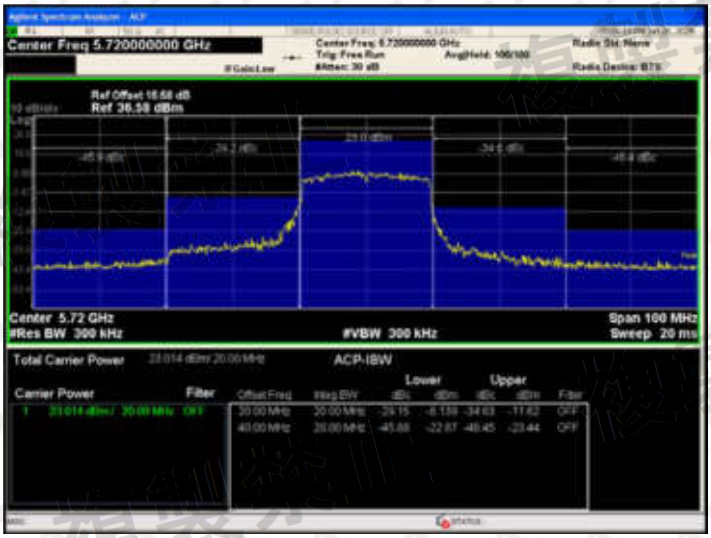

Channel(MHz) W56:802.11ac(HT40)

5510

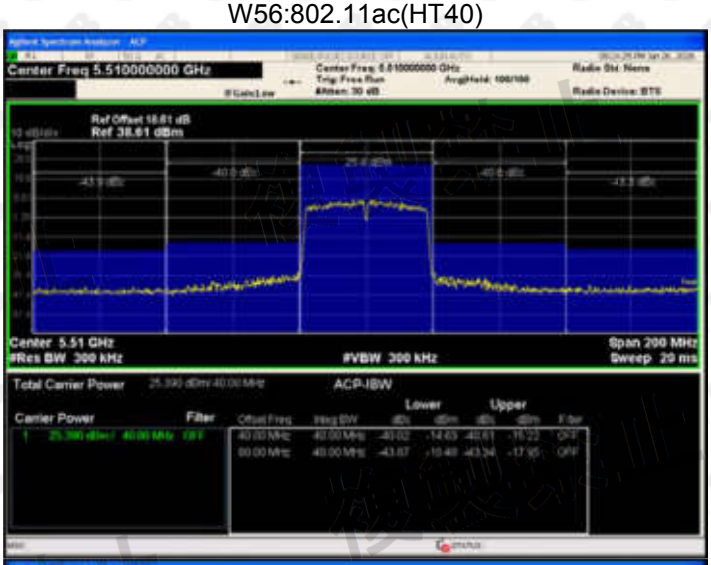

5710

Channel(MHz)	W56:802.11ax(HE20)
5500	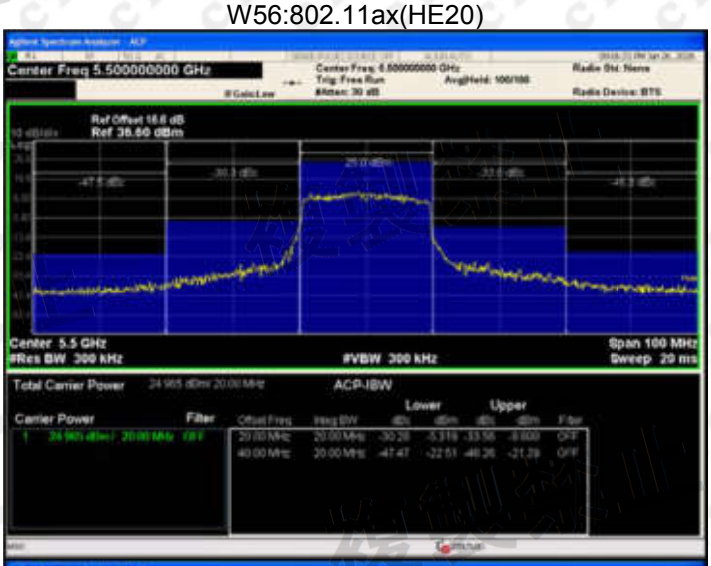
5580	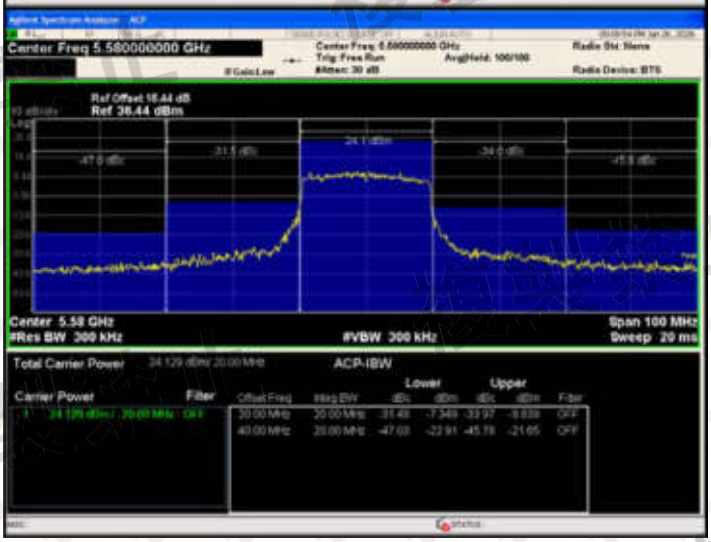
5720	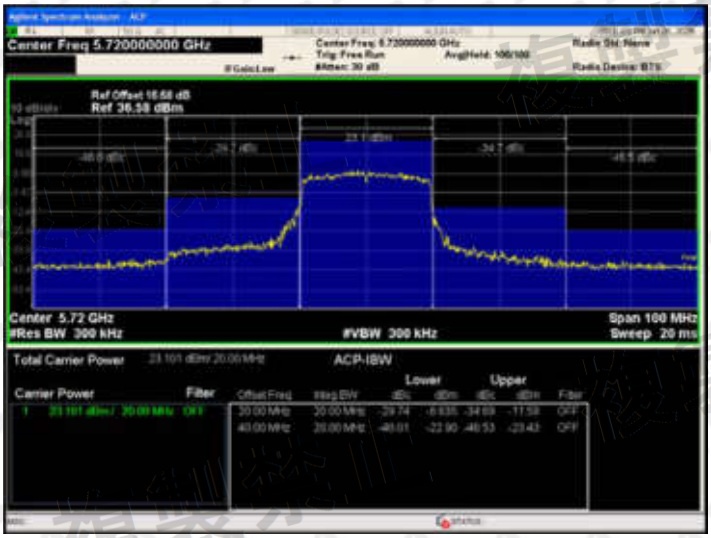

Channel(MHz) W56:802.11ax(HE40)

5510

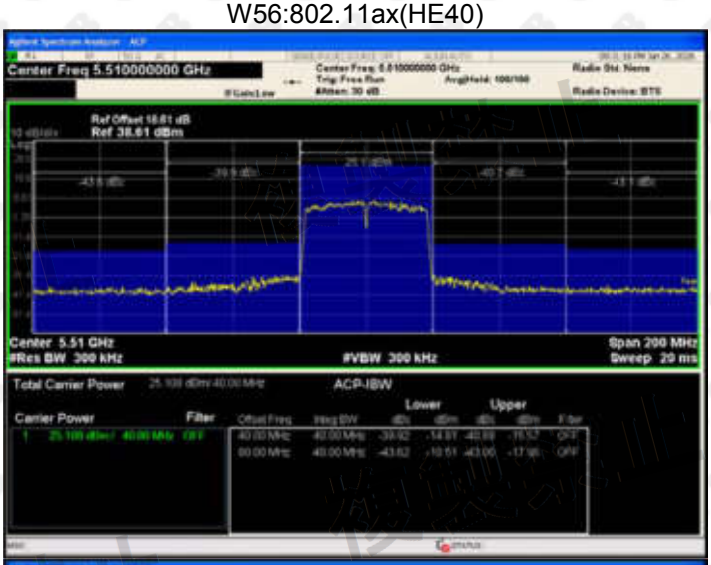

5710

Channel(MHz)	W56:802.11n(HT20)
5500	
5580	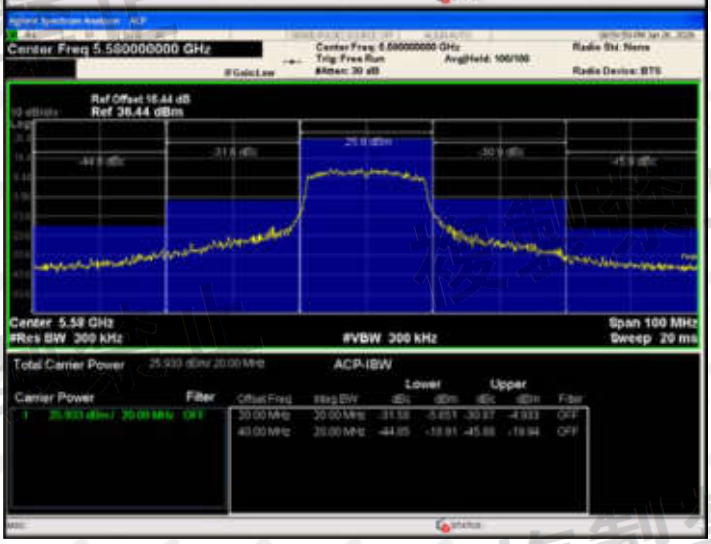
5720	

Channel(MHz) W56:802.11n(HT40)

5510

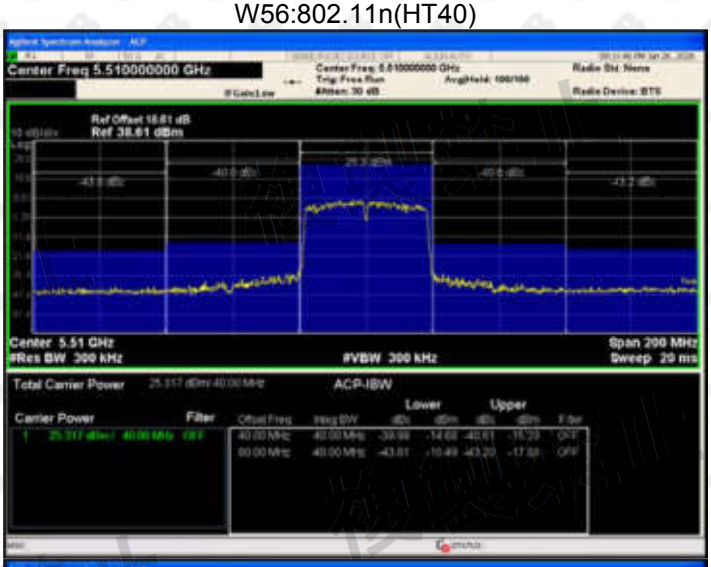

5710

9. Antenna Power and Tolerance

9.1 LIMIT

(1)10mW/MHz(OFDM, DSSS:20MHz system),
(2)5mW/MHz(OFDM:40MHz system),
(3)2.5mW/MHz(OFDM:80MHz system),
(4)1.25mW/MHz(OFDM:160MHz system),
(5)10mW/MHz(except above methods),
Tolerance: W52/W53: -80%~+20%,W56:-50%~+50%.

9.2 TEST PROCEDURE

A spectrum analyzer or similar device shall be used to observe a sample of the modulated transmitter's radio frequency power output.
(a) A sample detector function must be used.
(b) A measurement instrument with an integrated 1MHz power bandwidth function may be used to automate the test process.
(c) Connect the EUT to the RF input of the spectrum analyzer via a 50ohm attenuator.
(d) Set the RBW = 1MHz, VBW = 1MHz, center of frequency = operating frequency, Sweep = Auto.
(e) 'Maximum Hold' mode may be used to accumulate the measurement result over several scans provided emssion is repetitive in nature.
(f) Repeat above procedures until all frequency measured was complete.

9.3 Test Setup Block Diagram

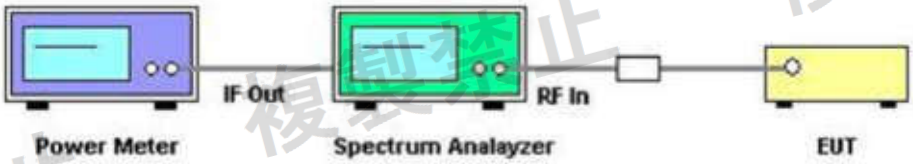

9.4 TEST RESULT

W52

W52: Gain=4.79dBi								
Mode	Channel (MHz)	Average burst power(dBm)	Antenna power (mW/MHz)	E.I.R.P (mW/MHz)	Limit (mW/MHz)	Rated output power (mW/MHz)	Tolerance (%)	Limit
802.11a	LCH	3.295	2.136	5.426	10	4	-46.612	-80% ~ +20%
	MCH	3.642	2.313	5.878	10	4	-42.172	
	HCH	4.698	2.950	7.495	10	4	-26.254	
802.11ac (VHT20)	LCH	2.249	1.678	4.265	10	4	-58.040	
	MCH	2.679	1.853	4.709	10	4	-53.672	
	HCH	2.02	1.592	4.046	10	4	-60.195	
802.11ac (VHT40)	LCH	-0.742	0.843	2.142	5	2	-57.853	
	HCH	1.83	1.524	3.873	5	2	-23.797	
802.11n20 (HT20)	LCH	2.551	1.799	4.572	10	2	-10.036	
	MCH	2.883	1.942	4.935	10	2	-2.889	
	HCH	3.999	2.511	6.381	10	2	25.565	
802.11n (HT40)	LCH	-0.485	0.894	2.272	5	2	-55.283	
	HCH	0.858	1.218	1.000	5	2	-39.079	
802.11ax (HE20)	LCH	2.162	1.645	1.000	10	2	-17.744	
	MCH	2.704	1.864	4.736	10	2	-6.810	
	HCH	2.609	1.823	4.633	10	2	-8.826	
802.11ax (HE40)	LCH	-0.657	0.860	2.184	5	2	-57.020	
	HCH	0.655	1.163	2.955	5	2	-41.861	

Note:P= Average burst power, G= Antenna Gain=4.79dBi
EIRP = Conducted Power + Antenna Gain

W53

W53: Gain=3.93dBi								
Mode	Channel (MHz)	Average burst power(dBm)	Antenna power (mW/MHz)	E.I.R.P (mW/MHz)	Limit (mW/MHz)	Rated output power (mW/MHz)	Tolerance (%)	Limit
802.11a	LCH	4.894	3.086	7.628	10	4	-22.849	-80% ~ +20%
	MCH	5.546	3.586	8.863	10	4	-10.352	
	HCH	4.84	3.048	7.534	10	4	-23.803	
802.11n (HT20)	LCH	3.969	2.494	6.165	10	4	-37.649	
	MCH	4.793	3.015	7.452	10	4	-24.623	
	HCH	3.907	2.459	6.077	10	4	-38.533	
802.11ac (VHT20)	LCH	1.152	1.304	3.223	10	2	-34.812	
	MCH	2.064	1.608	3.976	10	2	-19.579	
	HCH	1.279	1.342	3.318	10	2	-32.877	
802.11n (HT40)	LCH	-1.284	0.744	1.839	5	2	-62.798	
	HCH	-2.161	0.608	1.503	5	2	-69.600	
802.11ac (VHT40)	LCH	-1.189	0.761	1.880	5	2	-61.975	
	HCH	-2.205	0.602	1.000	5	2	-69.907	
802.11ax (HE20)	LCH	1.296	1.348	1.000	10	2	-32.614	
	MCH	2.113	1.627	4.021	10	2	-18.666	
	HCH	1.318	1.355	3.348	10	2	-32.272	
802.11ax (HE40)	LCH	-1.241	0.751	1.857	5	2	-62.428	
	HCH	-2.177	0.606	1.497	5	2	-69.712	

Note: P= Average burst power, G= Antenna Gain=3.93dBi
EIRP = Conducted Power + Antenna Gain

W56

W56: Gain=4.05dBi								
Mode	Channel (MHz)	Average burst power(dBm)	Antenna power (mW/MHz)	E.I.R.P (mW/MHz)	Limit (mW/MHz)	Rated output power (mW/MHz)	Tolerance (%)	Limit
802.11a	LCH	5.281	3.374	8.572	10	4	-15.659	-50% ~ +50%
	MCH	4.623	2.899	7.367	10	4	-27.516	
	HCH	3.252	2.114	5.373	10	4	-47.138	
802.11n (HT20)	LCH	4.394	2.750	6.989	10	4	-31.239	
	MCH	3.747	2.370	6.021	10	4	-40.757	
	HCH	3.373	2.174	5.525	10	4	-45.645	
802.11ac (VHT20)	LCH	1.667	1.468	3.730	10	2	-26.604	
	MCH	1.032	1.268	3.223	10	2	-36.588	
	HCH	0.286	1.068	2.714	10	2	-46.596	
802.11n (HT40)	LCH	1.359	1.367	3.475	5	2	-31.629	
	HCH	0.583	1.144	2.906	5	2	-42.817	
802.11ac (VHT40)	LCH	0.329	1.079	2.741	5	2	-46.065	
	HCH	1.624	1.453	3.693	5	2	-27.328	
802.11ax (HE20)	LCH	1.674	1.470	1.000	10	2	-26.486	
	MCH	1.044	1.272	3.231	10	2	-36.413	
	HCH	0.278	1.066	2.709	10	2	-46.695	
802.11ax (HE40)	LCH	0.197	1.046	2.659	5	2	-47.680	
	HCH	1.178	1.312	3.333	5	2	-34.420	

Note: P= Average burst power, G= Antenna Gain=4.05dBi
EIRP = Conducted Power + Antenna Gain

10. Unwanted Emissions Strength

10.1 LIMIT

W52

20MHz system	
OBW : 18MHz or less	OBW : 18 - 20 MHz
5,142 MHz or less : 2.5 μW/MHz	5,142 MHz or less : 2.5 μW/MHz
5,142 - 5,150 MHz : 15 μW/MHz	5,142 - 5,150 MHz : 15 μW/MHz
	5,250 - 5,250.2 MHz : $10^{1-(8/2)(f-9.75)}$ mW/MHz
5,250 - 5,251 MHz : $10^{1-(f-9)}$ mW/MHz	5,250.2 - 5,251 MHz : $10^{1-(f-9)}$ mW/MHz
5,251 - 5,260 MHz : $10^{-1-(8/90)(f-11)}$ mW/MHz	5,251 - 5,260 MHz : $10^{-1-(8/90)(f-11)}$ mW/MHz
5,260 - 5,266.7 MHz : $10^{-1.8-(6/50)(f-20)}$ mW/MHz	5,260 - 5,266.7 MHz : $10^{-1.8-(6/50)(f-20)}$ mW/MHz
5,266.7 MHz or more : 2.5 μW/MHz	5,266.7 MHz or more : 2.5 μW/MHz
f = MHz, Difference from 5240 (MHz)	f = MHz, Difference from 5240 (MHz)

40MHz system	80MHz system
5,141.6 MHz or less : 2.5 μW/MHz	5,123.2 MHz or less : 2.5 μW/MHz
5,141.6 - 5,150 MHz : 15 μW/MHz	5,123.2 - 5,150 MHz : 15 μW/MHz
5,250 - 5,251 MHz : $10^{-(f-20)+log(1/2)}$ mW/MHz	5,250 - 5,251 MHz : $10^{-(f-40)+log(1/4)}$ mW/MHz
5,251 - 5,270 MHz : $10^{-(8/190)(f-21)-1+\log(1/2)}$ mW/MHz	5,251 - 5,290 MHz : $10^{-(8/390)(f-41)-1+\log(1/4)}$ mW/MHz
5,270 - 5,278.4 MHz : $10^{-(8/50)(f-40)-1.8+\log(1/2)}$ mW/MHz	5,290 - 5,296.7 MHz : $10^{-(8/100)(f-80)-1.8+\log(1/4)}$ mW/MHz
5,278.4 MHz or more : 2.5 μW/MHz	5,296.7 MHz or more : 2.5 μW/MHz
f = MHz, Difference from 5230 (MHz)	f = MHz, Difference from 5210 (MHz)

W53

20MHz system	
OBW : 18MHz or less	OBW : 18 - 20 MHz
5,233.3 MHz or less : 2.5 μW/MHz	5,233.3 MHz or less : 2.5 μW/MHz
5,233.3 - 5,240 MHz : $10^{-1.8-(6/50)(f-20)}$ mW/MHz	5,233.3 - 5,240 MHz : $10^{-1.8-(6/50)(f-20)}$ mW/MHz
5,240 - 5,249 MHz : $10^{-1-(8/90)(f-11)}$ mW/MHz	5,240 - 5,249 MHz : $10^{-1-(8/90)(f-11)}$ mW/MHz
5,249 - 5,250 MHz : $10^{1-(f-9)}$ mW/MHz	5,249 - 5,249.8 MHz : $10^{1-(f-9)}$ mW/MHz
5,350 MHz or more : 2.5 μW/MHz	5,249.8 - 5,250 MHz : $10^{1-(8/2)(f-9.75)}$ mW/MHz
	5,350 MHz or more : 2.5 μW/MHz
f = MHz, Difference from 5260 (MHz)	f = MHz, Difference from 5260 (MHz)

40MHz system	80MHz system
5,221.6 MHz or less : 2.5 μW/MHz	5,203.3 MHz or less : 2.5 μW/MHz
5,221.6 - 5,230 MHz : $10^{-(8/50)(f-40)-1.8+\log(1/2)}$ mW/MHz	5,203.3 - 5,210 MHz : $10^{-(8/100)(f-80)-1.8+\log(1/4)}$ mW/MHz
5,230 - 5,249 MHz : $10^{-(8/190)(f-21)-1+\log(1/2)}$ mW/MHz	5,210 - 5,249 MHz : $10^{-(8/290)(f-41)-1+\log(1/4)}$ mW/MHz
5,249 - 5,250 MHz : $10^{-(f-20)+\log(1/2)}$ mW/MHz	5,249 - 5,250 MHz : $10^{-(f-40)+\log(1/4)}$ mW/MHz
5,350 - 5,358.4 MHz : 15 μW/MHz	5,350 - 5,376.8 MHz : 15 μW/MHz
5,358.4 MHz or more : 2.5 μW/MHz	5,376.8 MHz or more : 2.5 μW/MHz
f = MHz, Difference from 5270 (MHz)	f = MHz, Difference from 5290 (MHz)

W56

20MHz system	
DSSS, etc.	OFDM
5,470 MHz or less : 12.5 uW/MHz	5,460 MHz or less : 2.5 uW/MHz
	5,460 - 5,470 MHz : 12.5 uW/MHz
5,730 MHz or more : 12.5 uW/MHz	5,745 - 5,765 MHz : 12.5 uW/MHz
	Over 5,765 MHz : 2.5 uW/MHz

40MHz system	80MHz system
5,460 MHz or less : 12.5 uW/MHz	5,460 MHz or less : 12.5 uW/MHz
5,460 - 5,470 MHz : 50 uW/MHz	5,460 - 5,469.5 MHz : 50 uW/MHz
5,770 MHz or more : 12.5 uW/MHz	5,469.5 - 5,470 MHz : 51.2 uW/MHz
	5,770 MHz or more : 12.5 uW/MHz

10.2 TEST PROCEDURE

(1) A spectrumIn case of conducted measurements, the radio device shall be connected to the measuring equipment via a suitable attenuator.
(2) The measurement equipment shall be set for peak hold mode of operation.
(3) the transmitter shall be operated at the highest output power, or, in the case of equipment able to operate at more than one power level, at the lowest and highest output powers;
(4) The resolution bandwidth shall be set to 100kHz from 10MHz to 1GHz, the resolution bandwidth shall be set to 1MHz above 1GHz , and the sweep time shall be set to auto mode, to ensure all major modulation products are captured.
(5) When the searched result is less than the specified limit, the maximum one shall be recorded, when the result is more than the specified limit, all measured values shall be recorded.
(5) This measurement shall be repeated with the transmitter in standby mode where applicable.
(6) Repeat above procedures until all frequency measured was complete.

10.3 TEST SETUP Block Diagram

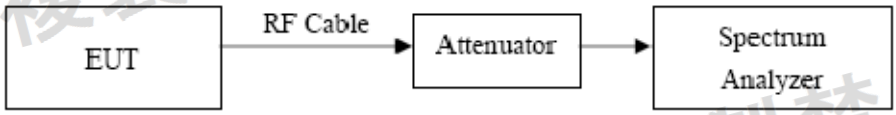

10.4 TEST RESULT

W52

802.11a

Test voltage	Test freq.	Test freq. range	Mkr(MHz)	Test result(dBm)	Limit Start(dBm)	Limit Stop (dBm)	Result
Normal Voltage	5180MHz	30MHz-5142MHz	2678.02	-39.1	-26	-26	PASS
		5142MHz-5150MHz	5149.9	-33.21	-18	-18	PASS
		5250MHz-5251MHz	5250.18	-37.29	0	-10	PASS
		5251MHz-5260MHz	5256.63	-38.18	-10	-18	PASS
		5260MHz-5266.7MHz	5264.7	-37.97	-18	-26	PASS
		5266.7MHz-26000MHz	25730.47	-34.92	-26	-26	PASS
	5200MHz	30MHz-5142MHz	2667.79	-39.42	-26	-26	PASS
		5142MHz-5150MHz	5148.11	-37.95	-18	-18	PASS
		5250MHz-5251MHz	5250.83	-38.24	0	-10	PASS
		5251MHz-5260MHz	5257.84	-38.16	-10	-18	PASS
		5260MHz-5266.7MHz	5264.64	-37.91	-18	-26	PASS
		5266.7MHz-26000MHz	25004.8	-34.71	-26	-26	PASS
	5240MHz	30MHz-5142MHz	2678.02	-39.32	-26	-26	PASS
		5142MHz-5150MHz	5147.5	-37.95	-18	-18	PASS
		5250MHz-5251MHz	5250.02	-13.85	0	-10	PASS
		5251MHz-5260MHz	5251.13	-20.44	-10	-18	PASS
		5260MHz-5266.7MHz	5260.02	-35.25	-18	-26	PASS
		5266.7MHz-26000MHz	24984.07	-34.76	-26	-26	PASS

802.11ac

Test voltage	Test freq.	Test freq. range	Mkr(MHz)	Test result	Limit Start(dBm)	Limit Stop (dBm)	Result
Normal Voltage	5180MHz	30MHz-5142MHz	2785.37	-39.8	-26	-26	PASS
		5142MHz-5150MHz	5148.18	-34.37	-18	-18	PASS
		5250MHz-5251MHz	5250.74	-38.28	0	-10	PASS
		5251MHz-5260MHz	5258.54	-37.86	-10	-18	PASS
		5260MHz-5266.7MHz	5265.51	-37.78	-18	-26	PASS
		5266.7MHz-26000MHz	25004.8	-35.13	-26	-26	PASS
	5200MHz	30MHz-5142MHz	2672.9	-39.64	-26	-26	PASS
		5142MHz-5150MHz	5146.58	-37.73	-18	-18	PASS

		5250MHz-5251MHz	5250.38	-38.02	0	-10	PASS
		5251MHz-5260MHz	5252.51	-37.81	-10	-18	PASS
		5260MHz-5266.7MHz	5260.43	-38.1	-18	-26	PASS
		5266.7MHz-26000MHz	24984.07	-34.97	-26	-26	PASS
	5240MHz	30MHz-5142MHz	3168.77	-39.22	-26	-26	PASS
		5142MHz-5150MHz	5146.42	-37.96	-18	-18	PASS
		5250MHz-5251MHz	5250.01	-8.68	0	-10	PASS
		5251MHz-5260MHz	5251.15	-16.05	-10	-18	PASS
		5260MHz-5266.7MHz	5260.01	-24.64	-18	-26	PASS
		5266.7MHz-26000MHz	25004.8	-35.17	-26	-26	PASS
Normal Voltage	5190MHz	30MHz-5141.6MHz	5141.6	-32.3	-26	-26	PASS
		5141.6MHz-5150MHz	5148.76	-21.16	-18	-18	PASS
		5250MHz-5251MHz	5250.03	-34.32	-3	-13	PASS
		5251MHz-5270MHz	5251.87	-33.92	-13	-21	PASS
		5270MHz-5278.4MHz	5276.11	-38.15	-21	-26	PASS
		5278.4MHz-26000MHz	25772.06	-34.84	-26	-26	PASS
	5230MHz	30MHz-5141.6MHz	3035.62	-39.03	-26	-26	PASS
		5141.6MHz-5150MHz	5144.54	-37.37	-18	-18	PASS
		5250MHz-5251MHz	5250.04	-13.55	-3	-13	PASS
		5251MHz-5270MHz	5251.21	-16.26	-13	-21	PASS
		5270MHz-5278.4MHz	5271.13	-25.23	-21	-26	PASS
		5278.4MHz-26000MHz	25709.9	-34.91	-26	-26	PASS

802.11n

Test voltage	Test freq.	Test freq. range	Mkr(MHz)	Test result	Limit Start(dBm)	Limit Stop (dBm)	Result
Normal Voltage	5180MHz	30MHz-5142MHz	3178.99	-39.79	-26	-26	PASS
		5142MHz-5150MHz	5148.27	-33.93	-18	-18	PASS
		5250MHz-5251MHz	5250.7	-37.38	0	-10	PASS
		5251MHz-5260MHz	5253.78	-38.68	-10	-18	PASS
		5260MHz-5266.7MHz	5260.69	-37.72	-18	-26	PASS
		5266.7MHz-26000MHz	24984.07	-35.32	-26	-26	PASS
	5200MHz	30MHz-5142MHz	3153.43	-39.26	-26	-26	PASS
		5142MHz-5150MHz	5147.38	-37.77	-18	-18	PASS
		5250MHz-5251MHz	5250.32	-38.12	0	-10	PASS
		5251MHz-5260MHz	5258.08	-38	-10	-18	PASS
		5260MHz-5266.7MHz	5262.39	-38.15	-18	-26	PASS
		5266.7MHz-26000MHz	24984.07	-35.11	-26	-26	PASS
	5240MHz	30MHz-5142MHz	3153.43	-38.52	-26	-26	PASS
		5142MHz-5150MHz	5146.84	-38.16	-18	-18	PASS
		5250MHz-5251MHz	5250.05	-7.66	0	-10	PASS
		5251MHz-5260MHz	5251.04	-13.56	-10	-18	PASS
		5260MHz-5266.7MHz	5260.36	-23	-18	-26	PASS
		5266.7MHz-26000MHz	5266.7	-34.09	-26	-26	PASS
Normal Voltage	5190MHz	30MHz-5141.6MHz	5141.6	-32.67	-26	-26	PASS
		5141.6MHz-5150MHz	5145.83	-22.03	-18	-18	PASS
		5250MHz-5251MHz	5250.33	-34.41	-3	-13	PASS
		5251MHz-5270MHz	5255.48	-36.63	-13	-21	PASS
		5270MHz-5278.4MHz	5271.76	-38.23	-21	-26	PASS
		5278.4MHz-26000MHz	25399.07	-34.98	-26	-26	PASS
	5230MHz	30MHz-5141.6MHz	2667.59	-39.71	-26	-26	PASS
		5141.6MHz-5150MHz	5144.43	-37.47	-18	-18	PASS
		5250MHz-5251MHz	5250.05	-15.8	-3	-13	PASS
		5251MHz-5270MHz	5251.09	-21.31	-13	-21	PASS
		5270MHz-5278.4MHz	5271.71	-28.64	-21	-26	PASS
		5278.4MHz-26000MHz	25005.36	-35.03	-26	-26	PASS

802.11ax

Test voltage	Test freq.	Test freq. range	Mkr(MHz)	Test result	Limit Start(dBm)	Limit Stop (dBm)	Result
Normal Voltage	5180MHz	30MHz-5142MHz	3030.74	-39.47	-26	-26	PASS
		5142MHz-5150MHz	5148.5	-34.44	-18	-18	PASS
		5250MHz-5251MHz	5250.23	-38.31	0	-10	PASS
		5251MHz-5260MHz	5254.98	-37.53	-10	-18	PASS
		5260MHz-5266.7MHz	5264.96	-38.21	-18	-26	PASS
		5266.7MHz-26000MHz	25771.93	-35.32	-26	-26	PASS
	5200MHz	30MHz-5142MHz	2539.99	-39.36	-26	-26	PASS
		5142MHz-5150MHz	5145.77	-37.43	-18	-18	PASS
		5250MHz-5251MHz	5250.95	-38.07	0	-10	PASS
		5251MHz-5260MHz	5253.25	-38.11	-10	-18	PASS
		5260MHz-5266.7MHz	5261.7	-38.1	-18	-26	PASS
		5266.7MHz-26000MHz	25004.8	-35.09	-26	-26	PASS
	5240MHz	30MHz-5142MHz	2667.79	-39.17	-26	-26	PASS
		5142MHz-5150MHz	5146.58	-37.88	-18	-18	PASS
		5250MHz-5251MHz	5250.01	-10.66	0	-10	PASS
		5251MHz-5260MHz	5251.05	-18.28	-10	-18	PASS
		5260MHz-5266.7MHz	5260.33	-30.41	-18	-26	PASS
		5266.7MHz-26000MHz	25709.73	-35.06	-26	-26	PASS
Normal Voltage	5190MHz	30MHz-5141.6MHz	5141.6	-33.15	-26	-26	PASS
		5141.6MHz-5150MHz	5148.32	-21.14	-18	-18	PASS
		5250MHz-5251MHz	5250.1	-33.94	-3	-13	PASS
		5251MHz-5270MHz	5251.23	-35.02	-13	-21	PASS
		5270MHz-5278.4MHz	5273.85	-37.32	-21	-26	PASS
		5278.4MHz-26000MHz	25005.36	-34.88	-26	-26	PASS
	5230MHz	30MHz-5141.6MHz	3158.3	-39.81	-26	-26	PASS
		5141.6MHz-5150MHz	5148.79	-38.42	-18	-18	PASS
		5250MHz-5251MHz	5250.01	-13.36	-3	-13	PASS
		5251MHz-5270MHz	5251.19	-16.11	-13	-21	PASS
		5270MHz-5278.4MHz	5272.02	-24.12	-21	-26	PASS
		5278.4MHz-26000MHz	25005.36	-34.81	-26	-26	PASS

W53

802.11a

Test voltage	Test freq.	Test freq. range r(MHz)	Mkr(MHz)	Test result(dBm)	Limit Start(dBm)	Limit Stop (dBm)	Result
Normal Voltage	5260 MHz	30-5233.3	5233.3	-34.91	-26	-26	Pass
		5233.3-5240	5239.87	-25.04	-26	-18	Pass
		5240-5249	5248.71	-14.82	-18	-10	Pass
		5249-5250	5249.96	-9.93	-10	0	Pass
		5350-26000	25710.9	-33.09	-26	-26	Pass
	5280 MHz	30-5233.3	4598.5	-36.9	-26	-26	Pass
		5233.3-5240	5239.58	-29.02	-26	-18	Pass
		5240-5249	5248.87	-22.34	-18	-10	Pass
		5249-5250	5249.01	-22.68	-10	0	Pass
		5350-26000	25008.8	-33.05	-26	-26	Pass
	5320 MHz	30-5233.3	3053.12	-36.76	-26	-26	Pass
		5233.3-5240	5237.42	-33.54	-26	-18	Pass
		5240-5249	5246.39	-34.2	-18	-10	Pass
		5249-5250	5249.53	-33.43	-10	0	Pass
		5350-26000	5350	-32.27	-26	-26	Pass

802.11ac

Test voltage	Test freq.	Test freq. range	Mkr(MHz)	Test result(dBm)	Limit Start(dBm)	Limit Stop (dBm)	Result
Normal Voltage	5260 MHz	30-5233.3	2756.53	-37.47	-26	-26	Pass
		5233.3-5240	5239.85	-27.07	-26	-18	Pass
		5240-5249	5248.96	-12.74	-18	-10	Pass
		5249-5250	5249.98	-5.4	-10	0	Pass
		5350-26000	25008.8	-32.96	-26	-26	Pass
	5280 MHz	30-5233.3	3162.39	-37.25	-26	-26	Pass
		5233.3-5240	5237.8	-34.5	-26	-18	Pass
		5240-5249	5248.22	-35.97	-18	-10	Pass
		5249-5250	5249.19	-34.71	-10	0	Pass
		5350-26000	24988.15	-32.81	-26	-26	Pass
	5320 MHz	30-5233.3	2652.46	-37.52	-26	-26	Pass
		5233.3-5240	5237.72	-34.46	-26	-18	Pass
		5240-5249	5243.41	-34.94	-18	-10	Pass
		5249-5250	5249.85	-35.87	-10	0	Pass

		5350-26000	24988.15	-33.25	-26	-26	Pass
Normal Voltage	5270 MHz	30-5221.6	2656.95	-36.96	-26	-26	Pass
		5221.6-5230	5225.04	-29.16	-26	-21	Pass
		5230-5249	5245.18	-26.89	-21	-13	Pass
		5249-5250	5249.91	-21.35	-13	-3	Pass
		5350-5358.4	5353.61	-36.17	-18	-18	Pass
		5358.4-26000	25009.2	-33.18	-26	-26	Pass
	5310 MHz	30-5221.6	2781.55	-37.25	-26	-26	Pass
		5221.6-5230	5226.83	-36.09	-26	-21	Pass
		5230-5249	5239.8	-33.92	-21	-13	Pass
		5249-5250	5249.8	-34.85	-13	-3	Pass
		5350-5358.4	5352.8	-32.68	-18	-18	Pass
		5358.4-26000	24988.56	-33.01	-26	-26	Pass

802.11ax

Test voltage	Test freq.	Test freq. range	Mkr(MHz)	Test result(dBm)	Limit Start(dBm)	Limit Stop (dBm)	Result
Normal Voltage	5260 MHz	30-5233.3	2673.28	-37.18	-26	-26	Pass
		5233.3-5240	5239.4	-28.6	-26	-18	Pass
		5240-5249	5248.89	-15.27	-18	-10	Pass
		5249-5250	5249.99	-7.92	-10	0	Pass
		5350-26000	25731.55	-32.86	-26	-26	Pass
	5280 MHz	30-5233.3	2694.09	-38.07	-26	-26	Pass
		5233.3-5240	5236.61	-33.83	-26	-18	Pass
		5240-5249	5245.36	-34.41	-18	-10	Pass
		5249-5250	5249.82	-35.44	-10	0	Pass
		5350-26000	24988.15	-33.04	-26	-26	Pass
	5320 MHz	30-5233.3	3178	-37.46	-26	-26	Pass
		5233.3-5240	5236.98	-32.85	-26	-18	Pass
		5240-5249	5247.46	-33.51	-18	-10	Pass
		5249-5250	5249.46	-35.59	-10	0	Pass
		5350-26000	24988.15	-33.09	-26	-26	Pass
Normal Voltage	5270 MHz	30-5221.6	5185.26	-36.05	-26	-26	Pass
		5221.6-5230	5229.83	-30.03	-26	-21	Pass
		5230-5249	5238.78	-25.82	-21	-13	Pass
		5249-5250	5249.92	-22.19	-13	-3	Pass
		5350-5358.4	5352.18	-36.03	-18	-18	Pass
		5358.4-26000	25731.66	-32.9	-26	-26	Pass

	5310 MHz	30-5221.6	5097	-36.65	-26	-26	Pass
		5221.6-5230	5228.08	-36.06	-26	-21	Pass
		5230-5249	5239.31	-34.09	-21	-13	Pass
		5249-5250	5249.33	-35.41	-13	-3	Pass
		5350-5358.4	5352.37	-31.07	-18	-18	Pass
		5358.4-26000	25029.84	-33.13	-26	-26	Pass

802.11n

Test voltage	Test freq.	Test freq. range(MHz)	Mkr(MHz)	Test result(dBm)	Limit Start(dBm)	Limit Stop (dBm)	Result
Normal Voltage	5260 MHz	30-5233.3	5233.3	-37.79	-26	-26	Pass
		5233.3-5240	5239.24	-24.88	-26	-18	Pass
		5240-5249	5248.87	-15.81	-18	-10	Pass
		5249-5250	5249.98	-7.32	-10	0	Pass
		5350-26000	25008.8	-32.81	-26	-26	Pass
	5280 MHz	30-5233.3	4598.5	-35.12	-26	-26	Pass
		5233.3-5240	5239.73	-28.81	-26	-18	Pass
		5240-5249	5248.96	-25.29	-18	-10	Pass
		5249-5250	5249.87	-23.93	-10	0	Pass
		5350-26000	25772.85	-32.88	-26	-26	Pass
	5320 MHz	30-5233.3	2673.28	-37.33	-26	-26	Pass
		5233.3-5240	5239.16	-33.53	-26	-18	Pass
		5240-5249	5244.24	-32.43	-18	-10	Pass
		5249-5250	5249.92	-33.64	-10	0	Pass
		5350-26000	25008.8	-32.72	-26	-26	Pass
Normal Voltage	5270 MHz	30-5221.6	4536.31	-36.12	-26	-26	Pass
		5221.6-5230	5229.84	-29.78	-26	-21	Pass
		5230-5249	5246.36	-26.95	-21	-13	Pass
		5249-5250	5249.99	-21.32	-13	-3	Pass
		5350-5358.4	5356.13	-36.98	-18	-18	Pass
		5358.4-26000	24988.56	-33	-26	-26	Pass
	5310 MHz	30-5221.6	3160.53	-36.28	-26	-26	Pass
		5221.6-5230	5227.77	-36.37	-26	-21	Pass
		5230-5249	5244.8	-34.98	-21	-13	Pass
		5249-5250	5249.78	-35.5	-13	-3	Pass
		5350-5358.4	5352.27	-33.44	-18	-18	Pass
		5358.4-26000	25009.2	-32.88	-26	-26	Pass

W56

802.11a

Test voltage	Test freq.	Test freq. range(MHz)	Mkr(MHz)	Test result(dBm)	Limit Start(dBm)	Limit Stop (dBm)	Result
Normal Voltage	5500 MHz	30-5460	5460	-35.9	-26	-26	Pass
		5460-5470	5468.35	-22.93	-19	-19	Pass
		5745-5765	5760.3	-36.4	-19	-19	Pass
		5765-26000	25008.49	-32.85	-26	-26	Pass
	5580 MHz	30-5460	4596.63	-36.84	-26	-26	Pass
		5460-5470	5467.84	-36.05	-19	-19	Pass
		5745-5765	5756.76	-37	-19	-19	Pass
		5765-26000	24988.25	-33.08	-26	-26	Pass
	5720 MHz	30-5460	4596.63	-36.59	-26	-26	Pass
		5460-5470	5460.89	-36.4	-19	-19	Pass
		5745-5765	5746.02	-24.48	-19	-19	Pass
		5765-26000	25716.71	-32.86	-26	-26	Pass

802.11ac

Test voltage	Test freq.	Test freq. range(MHz)	Mkr(MHz)	Test result(dBm)	Limit Start(dBm)	Limit Stop (dBm)	Result
Normal Voltage	5500 MHz	30-5460	4596.63	-36.48	-26	-26	Pass
		5460-5470	5468	-32.41	-19	-19	Pass
		5745-5765	5753.8	-36.85	-19	-19	Pass
		5765-26000	24968.02	-32.74	-26	-26	Pass
	5580 MHz	30-5460	3065.37	-37.53	-26	-26	Pass
		5460-5470	5467.27	-36.35	-19	-19	Pass
		5745-5765	5745.94	-36.23	-19	-19	Pass
		5765-26000	25716.71	-32.64	-26	-26	Pass
	5720 MHz	30-5460	4596.63	-35.19	-26	-26	Pass
		5460-5470	5469.45	-36.34	-19	-19	Pass
		5745-5765	5746	-32.98	-19	-19	Pass
		5765-26000	25716.71	-32.52	-26	-26	Pass
Normal Voltage	5510 MHz	30-5460	2663.55	-35.26	-19	-19	Pass
		5460-5470	5463.44	-30.19	-13	-13	Pass
		5770-26000	25008.73	-30.57	-19	-19	Pass
	5710 MHz	30-5460	5177.64	-34.91	-19	-19	Pass
		5460-5470	5466.52	-34.18	-13	-13	Pass
		5770-26000	24968.27	-30.74	-19	-19	Pass

802.11ax

Test voltage	Test freq.	Test freq. range(MHz)	Mkr(MHz)	Test result(dBm)	Limit Start(dBm)	Limit Stop (dBm)	Result
Normal Voltage	5500 MHz	30-5460	2636.4	-36.96	-26	-26	Pass
		5460-5470	5468.27	-32.63	-19	-19	Pass
		5745-5765	5749.66	-36.89	-19	-19	Pass
		5765-26000	24988.25	-32.93	-26	-26	Pass
	5580 MHz	30-5460	2658.12	-37.2	-26	-26	Pass
		5460-5470	5469.59	-36.5	-19	-19	Pass
		5745-5765	5753.74	-35.17	-19	-19	Pass
		5765-26000	25089.43	-32.78	-26	-26	Pass
	5720 MHz	30-5460	5188.5	-37.64	-26	-26	Pass
		5460-5470	5466.95	-35.78	-19	-19	Pass
		5745-5765	5746.04	-31.7	-19	-19	Pass
		5765-26000	25716.71	-32.89	-26	-26	Pass
Normal Voltage	5510 MHz	30-5460	4596.63	-34.26	-19	-19	Pass
		5460-5470	5463.87	-28.8	-13	-13	Pass
		5770-26000	24988.5	-30.81	-19	-19	Pass
	5710 MHz	30-5460	4596.63	-34.74	-19	-19	Pass
		5460-5470	5465.55	-34.78	-13	-13	Pass
		5770-26000	25737.01	-30.6	-19	-19	Pass

802.11n

Test voltage	Test freq.	Test freq. range(MHz)	Mkr(MHz)	Test result(dBm)	Limit Start(dBm)	Limit Stop (dBm)	Result
Normal Voltage	5500 MHz	30-5460	4596.63	-36.81	-26	-26	Pass
		5460-5470	5469.29	-23.75	-19	-19	Pass
		5745-5765	5755.04	-36.91	-19	-19	Pass
		5765-26000	25008.49	-32.81	-26	-26	Pass
	5580 MHz	30-5460	3043.65	-37.86	-26	-26	Pass
		5460-5470	5464.69	-35.83	-19	-19	Pass
		5745-5765	5761.28	-36.58	-19	-19	Pass
		5765-26000	25635.77	-33.07	-26	-26	Pass
	5720 MHz	30-5460	5242.8	-36.79	-26	-26	Pass
		5460-5470	5463.5	-36.25	-19	-19	Pass
		5745-5765	5748.2	-27.65	-19	-19	Pass

		5765-26000	24988.25	-32.78	-26	-26	Pass
Normal Voltage	5510 MHz	30-5460	2554.95	-35.22	-19	-19	Pass
		5460-5470	5463.68	-29.88	-13	-13	Pass
		5770-26000	24988.5	-30.56	-19	-19	Pass
	5710 MHz	30-5460	3005.64	-35.01	-19	-19	Pass
		5460-5470	5468.72	-34.4	-13	-13	Pass
		5770-26000	25028.96	-30.68	-19	-19	Pass

Channel (MHz)	W52:802.11a	
5180	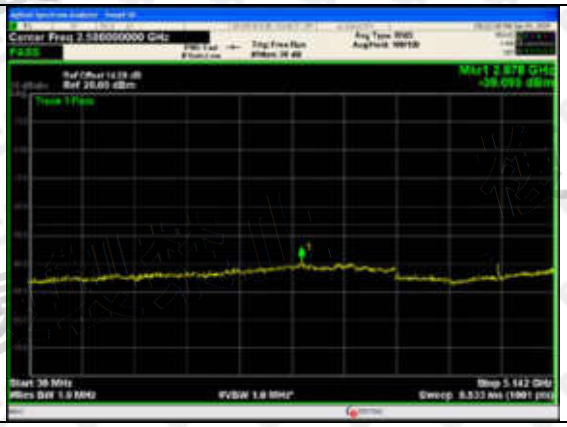	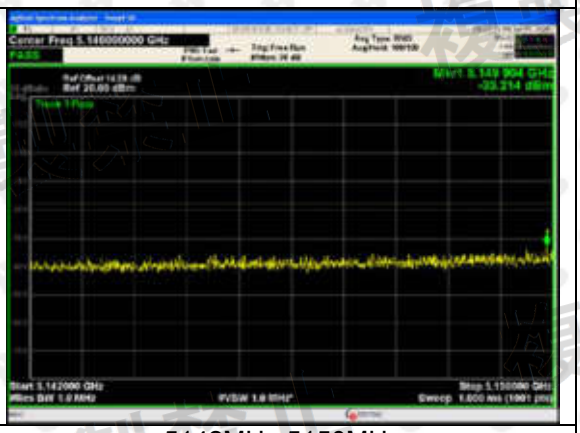
	30MHz-5142MHz	5142MHz-5150MHz
	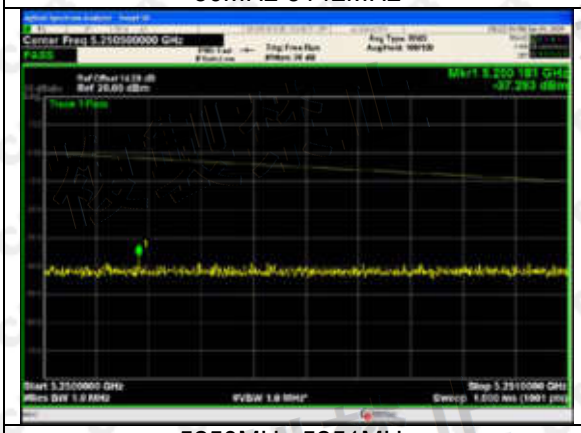	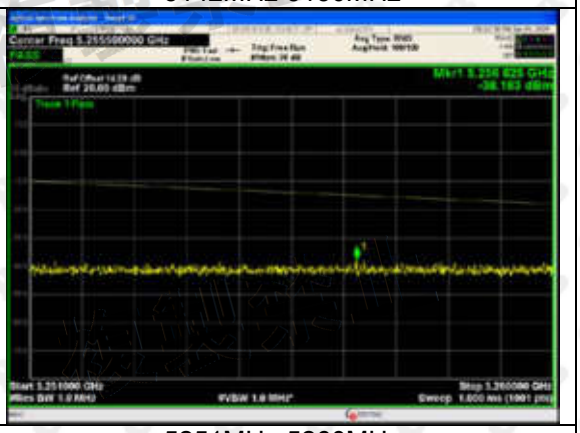
	5250MHz-5251MHz	5251MHz-5260MHz
	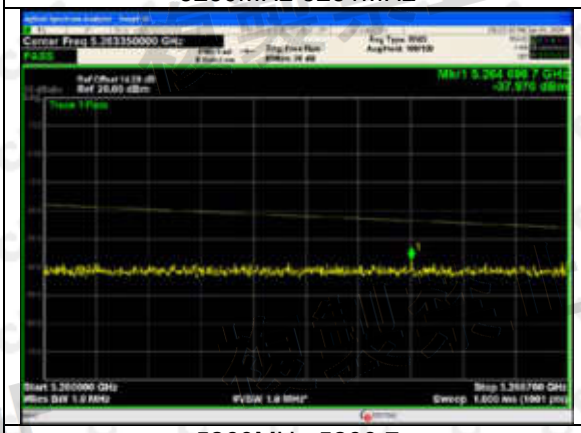	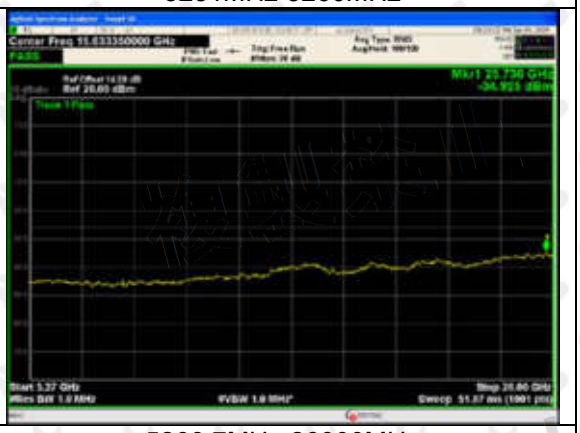
	5260MHz-5266.7	5266.7MHz-26000MHz
5200	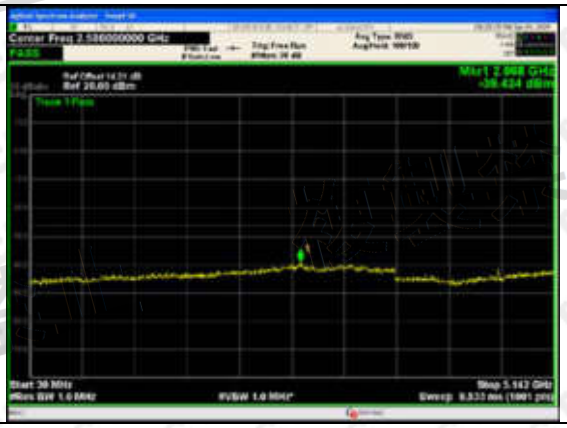	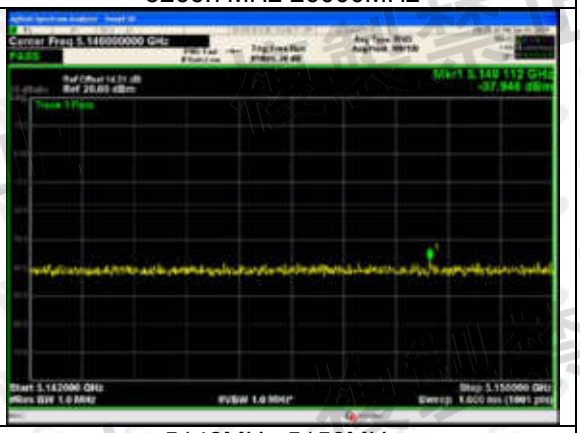
	30MHz-5142MHz	5142MHz-5150MHz

	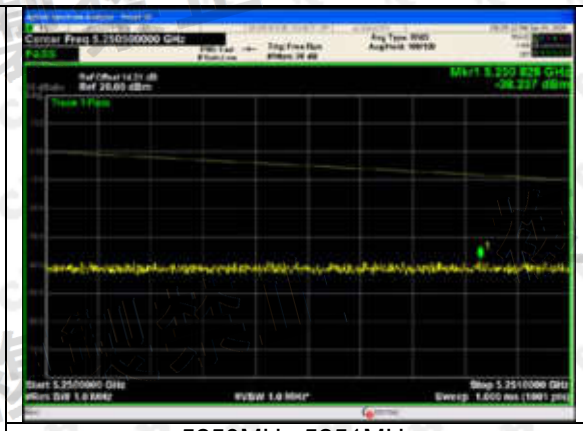	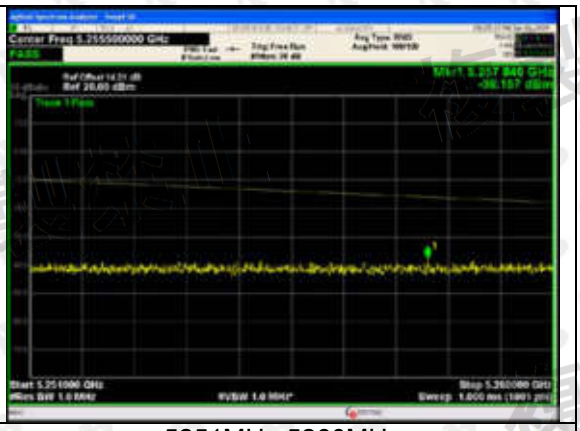
	5250MHz-5251MHz	5251MHz-5260MHz
	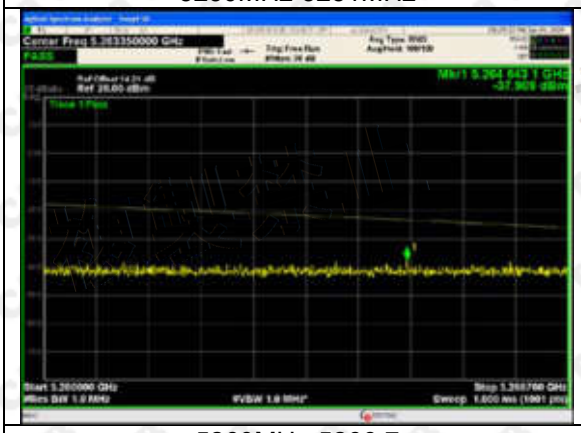	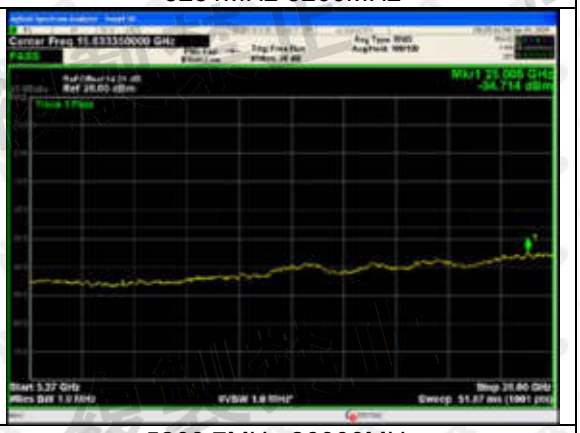
	5260MHz-5266.7	5266.7MHz-26000MHz
5240	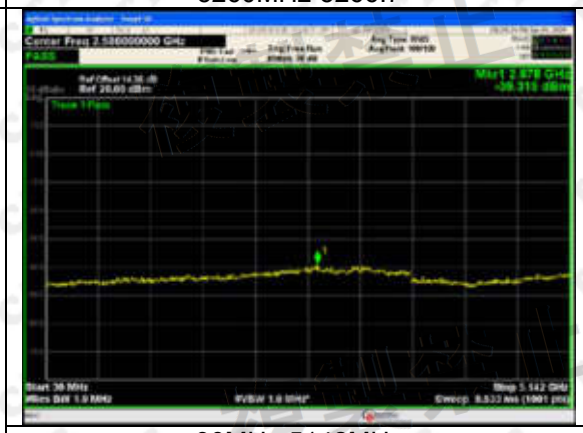	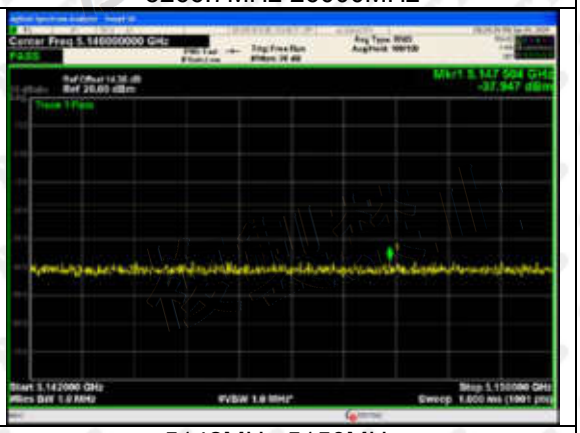
	30MHz-5142MHz	5142MHz-5150MHz
	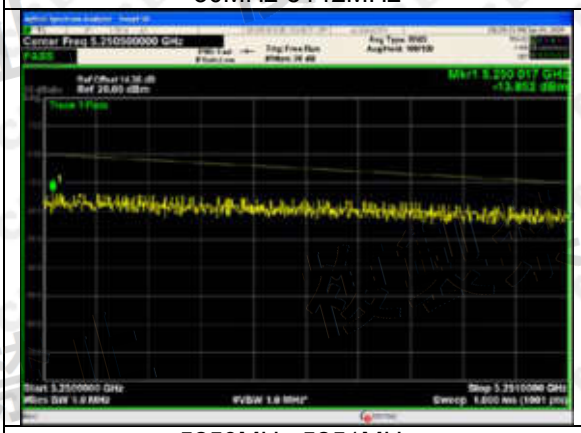	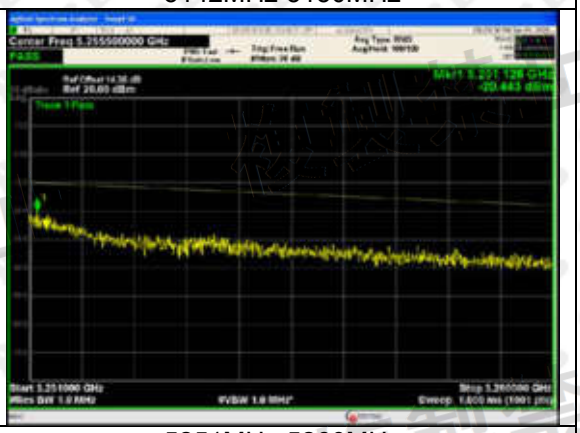
	5250MHz-5251MHz	5251MHz-5260MHz

	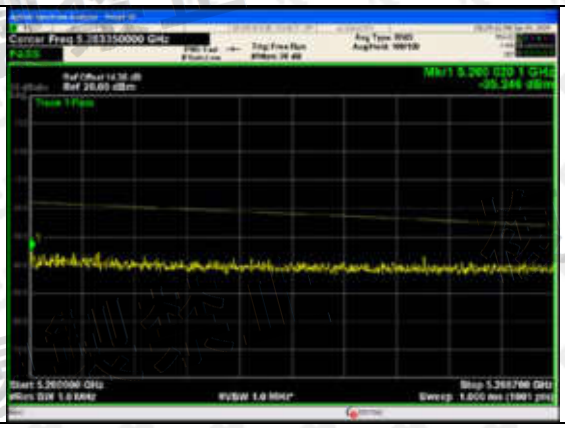	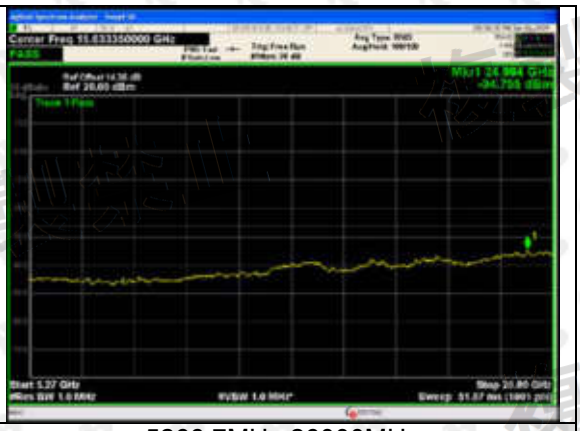
	5260MHz-5266.7	5266.7MHz-26000MHz

Channel (MHz)	W52:802.11ac(VHT20)	
5180	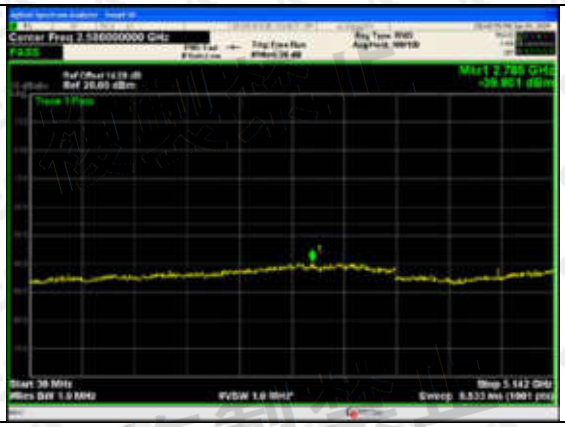	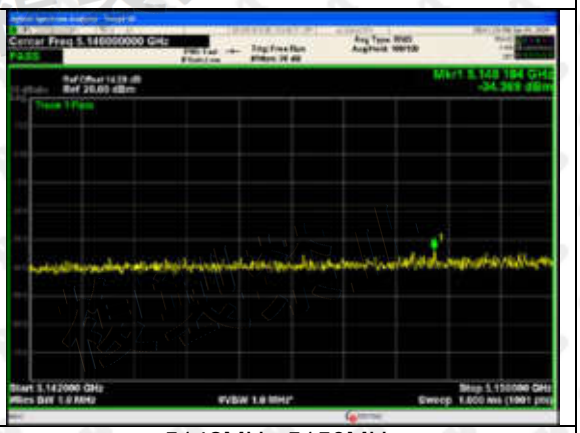
	30MHz-5142MHz	5142MHz-5150MHz
	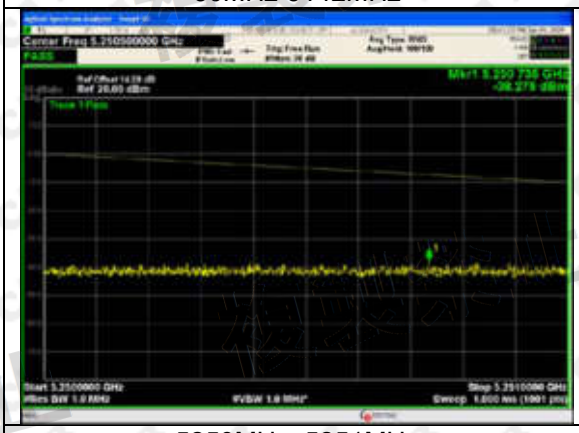	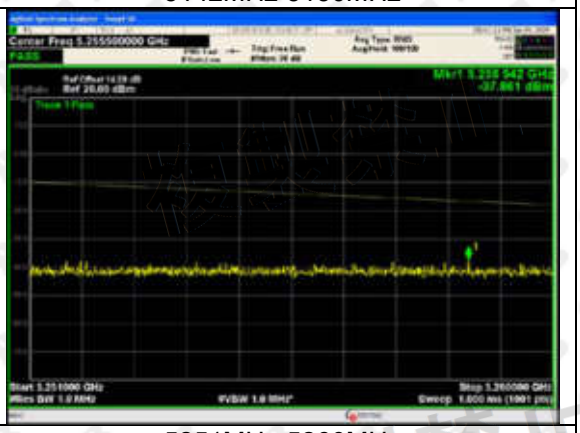
	5250MHz~5251MHz	5251MHz-5260MHz
	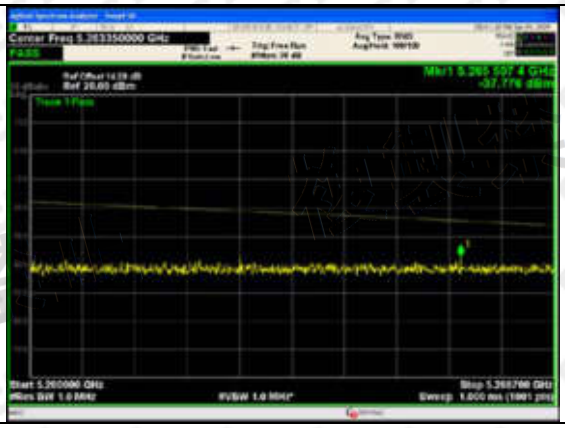	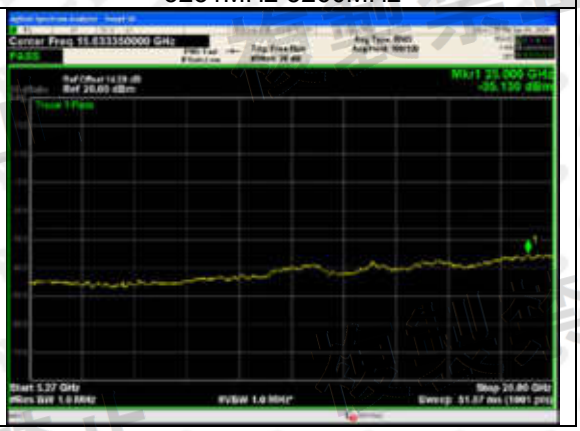

	5260MHz-5266.7MHz	5266.7MHz-26000MHz
	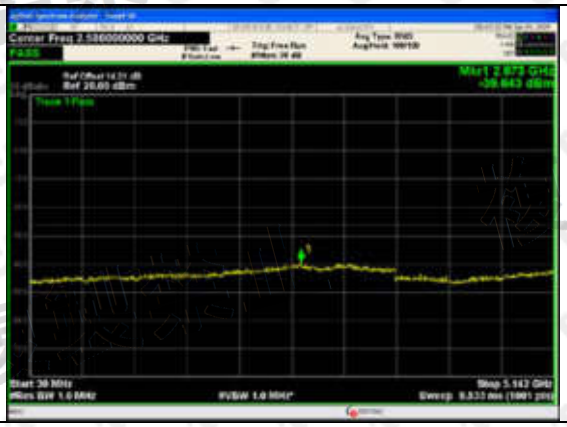	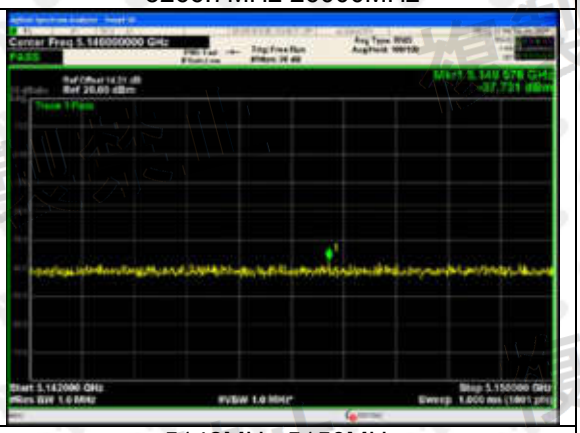
	30MHz-5142MHz	5142MHz-5150MHz
5200	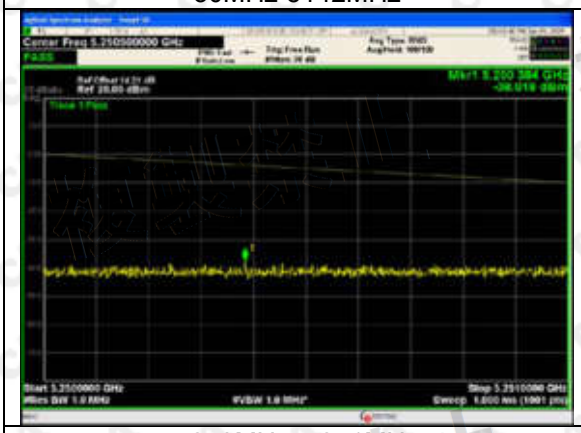	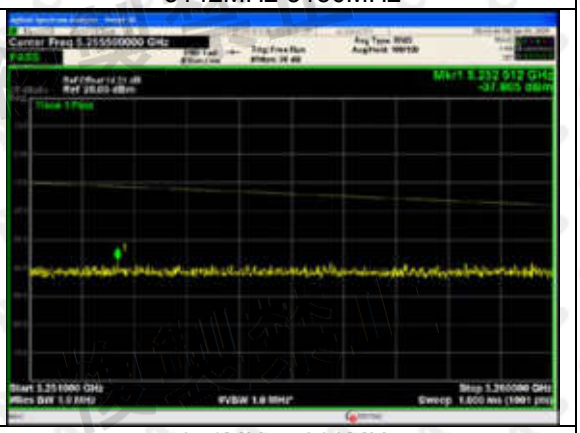
	5250MHz~5251MHz	5251MHz-5260MHz
	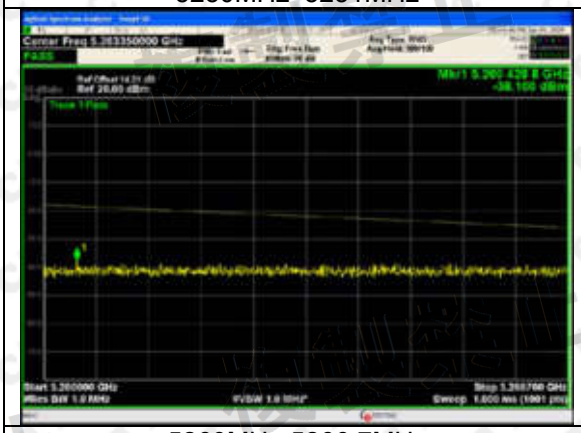	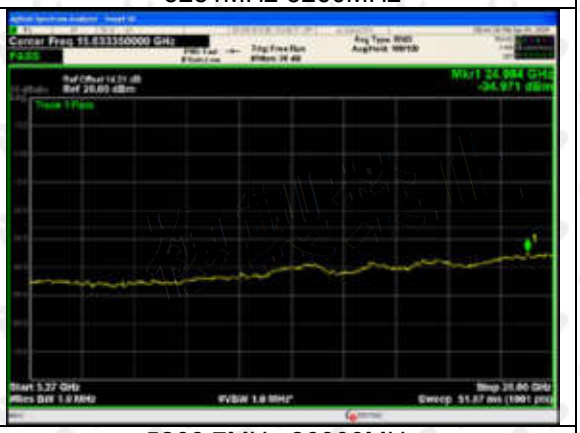
	5260MHz-5266.7MHz	5266.7MHz-26000MHz
5240	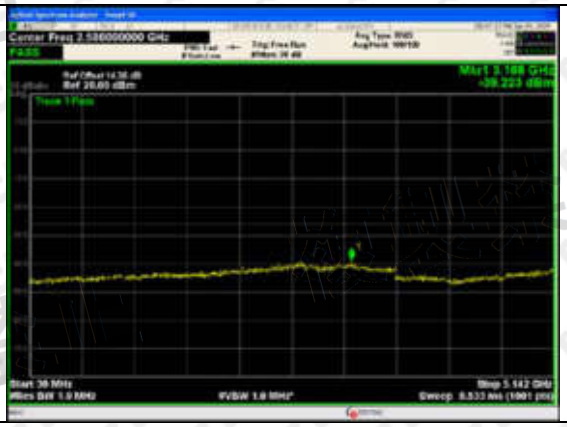	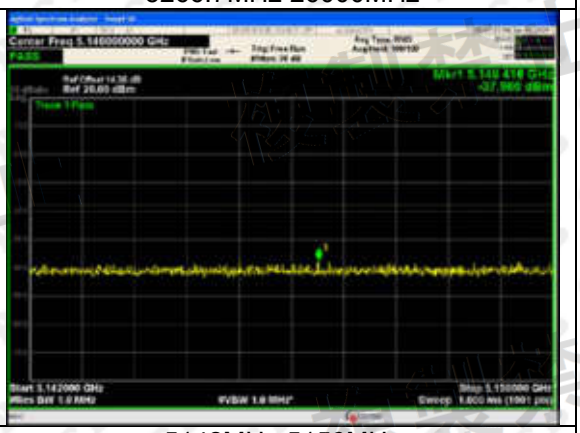
	30MHz-5142MHz	5142MHz-5150MHz

	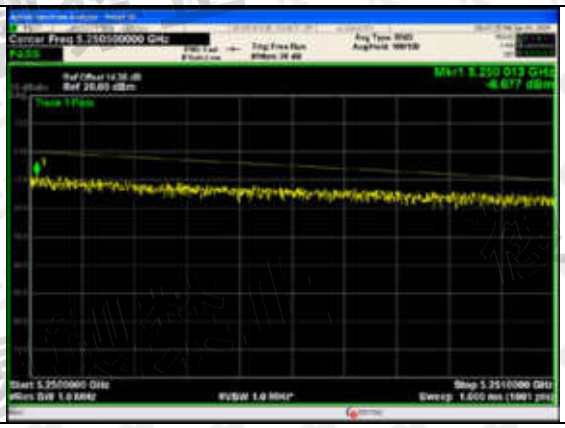	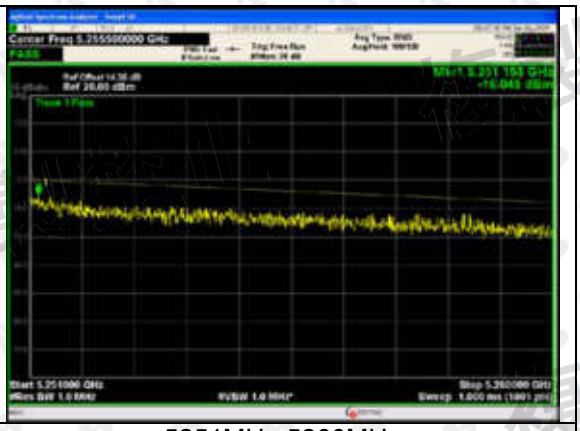
	5250MHz~5251MHz	5251MHz-5260MHz
	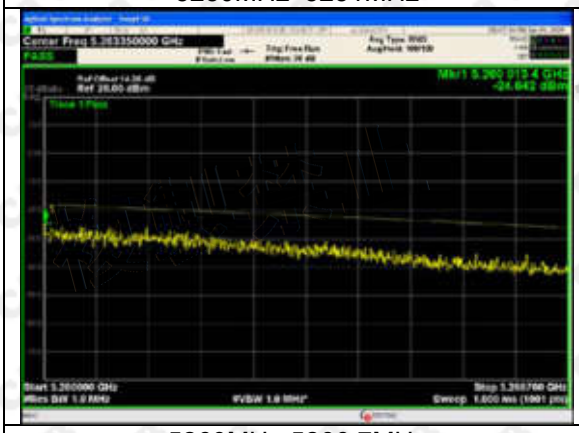	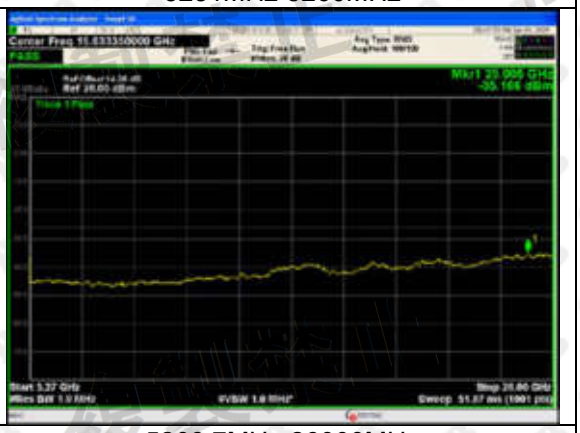
	5260MHz-5266.7MHz	5266.7MHz-26000MHz
Channel (MHz)	W52:802.11ac(VHT40)	
5190	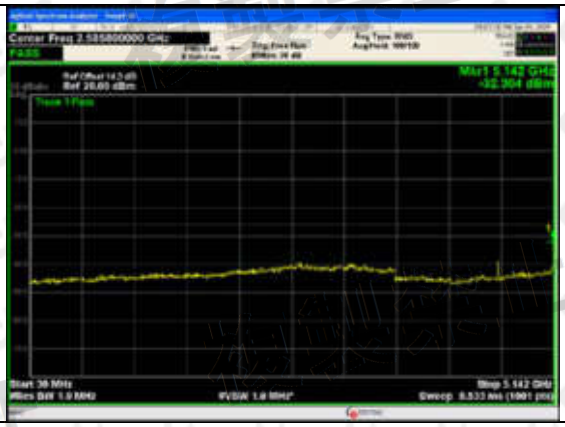	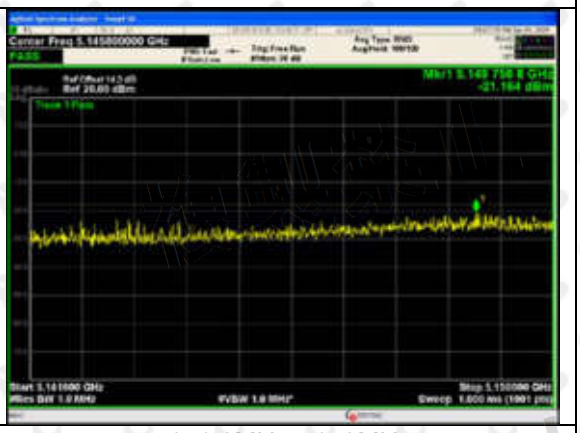
	30MHz-5141.6MHz	5141.6MHz-5150MHz
	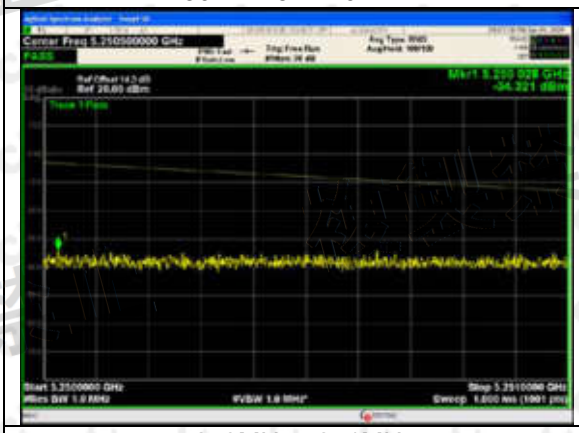	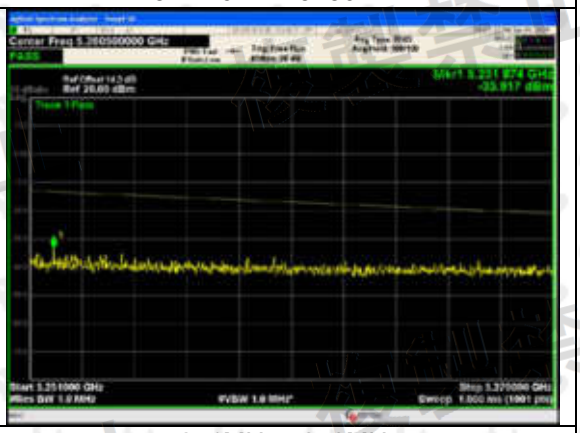
	5250MHz-5251MHz	5251MHz-5270MHz

	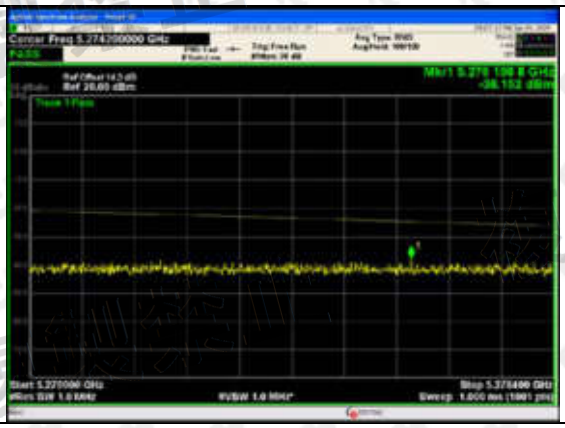	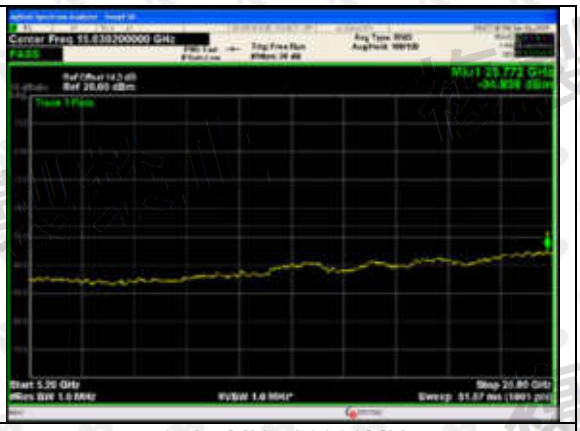
	5270MHz-5278.4MHz	5278.4MHz-26000MHz
5230	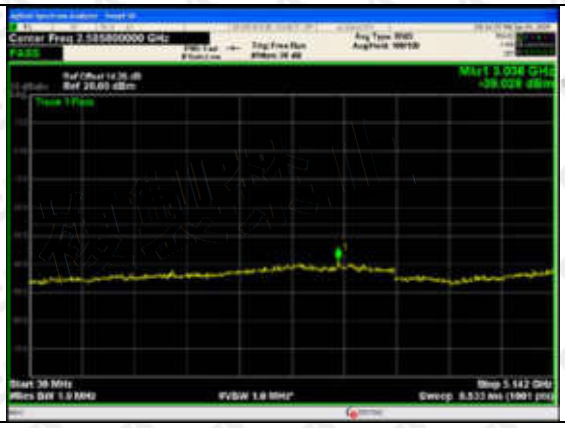	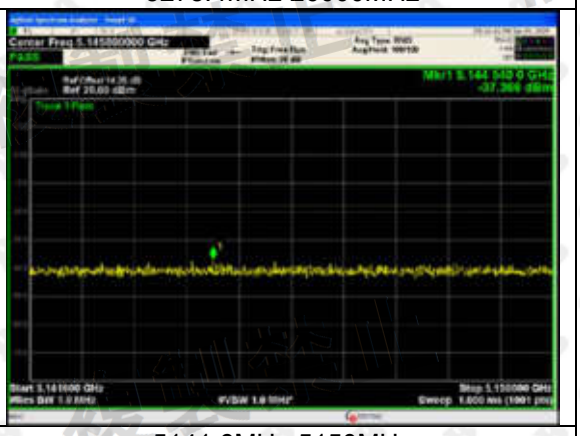
	30MHz-5141.6MHz	5141.6MHz-5150MHz
	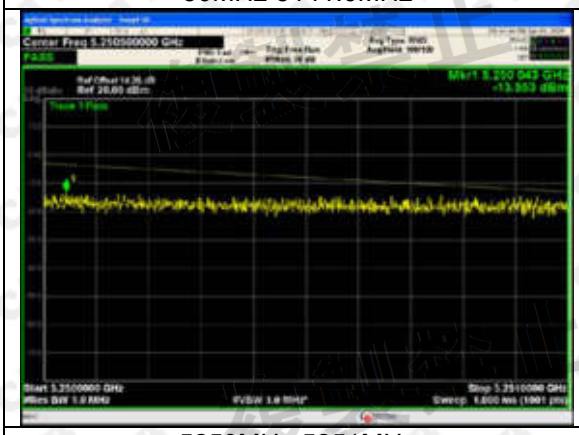	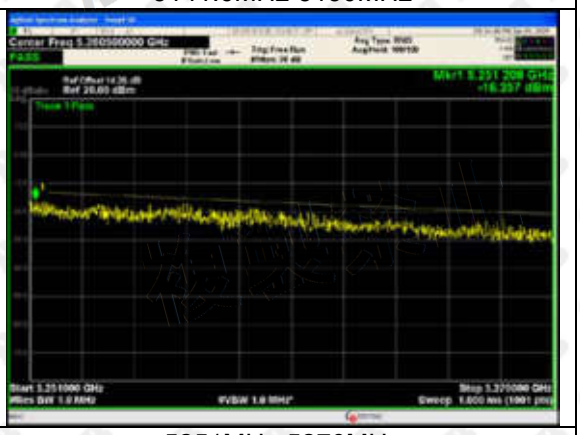
	5250MHz-5251MHz	5251MHz-5270MHz
	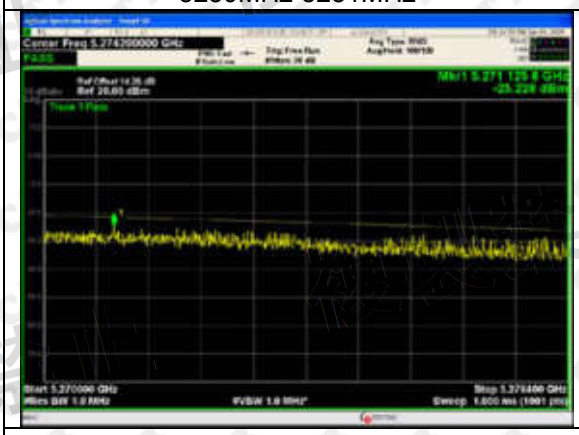	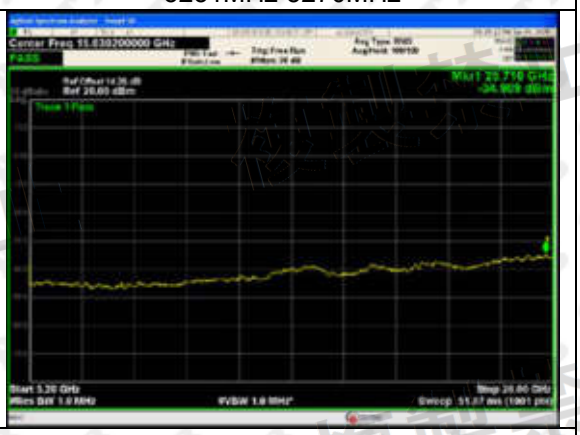
	5270MHz-5278.4MHz	5278.4MHz-26000MHz

Channel (MHz)	W52:802.11n(HT20)	
5180	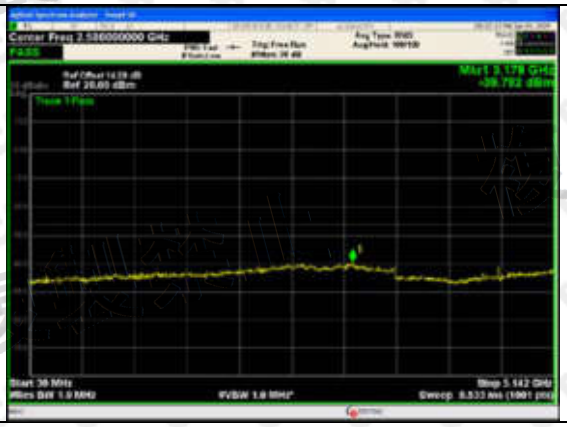	
	30MHz-5142MHz	5142MHz-5150MHz
	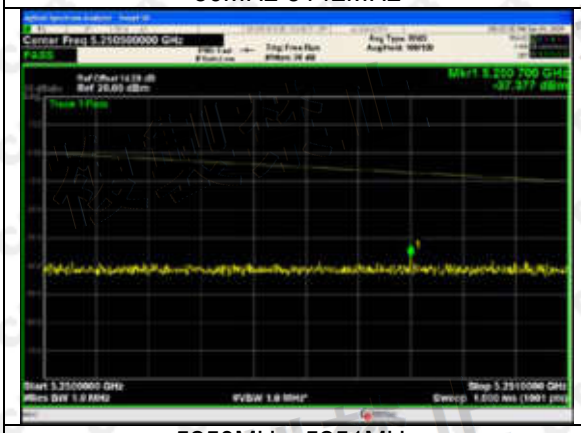	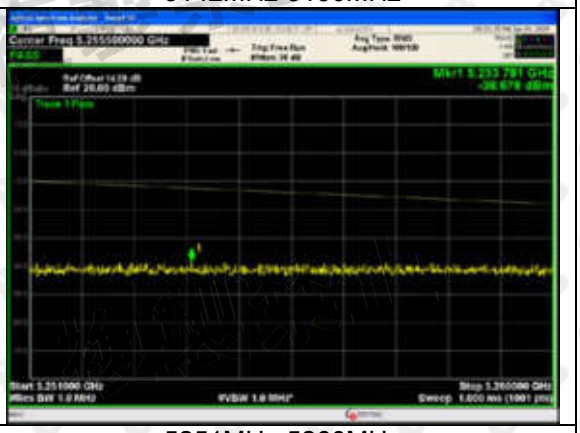
	5250MHz~5251MHz	5251MHz-5260MHz
	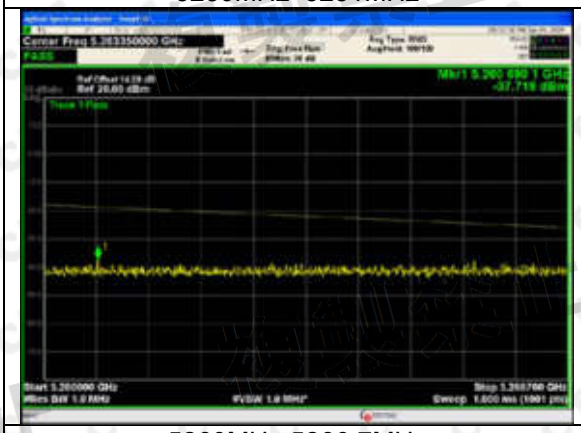	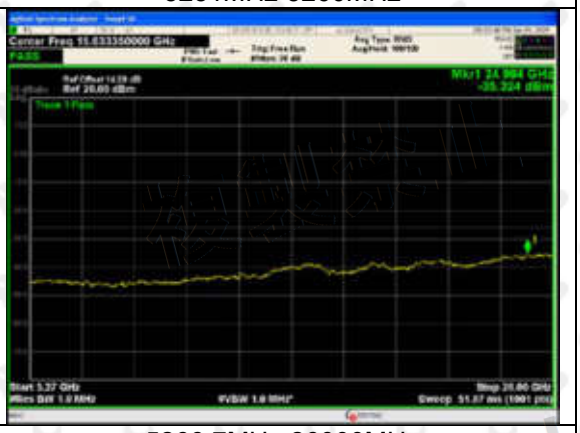
	5260MHz-5266.7MHz	5266.7MHz-26000MHz
5200	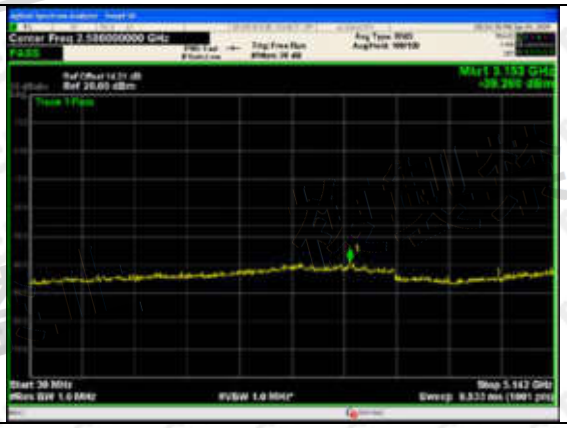	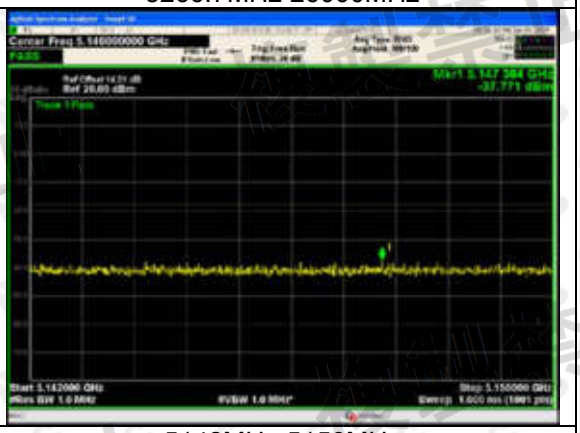
	30MHz-5142MHz	5142MHz-5150MHz

	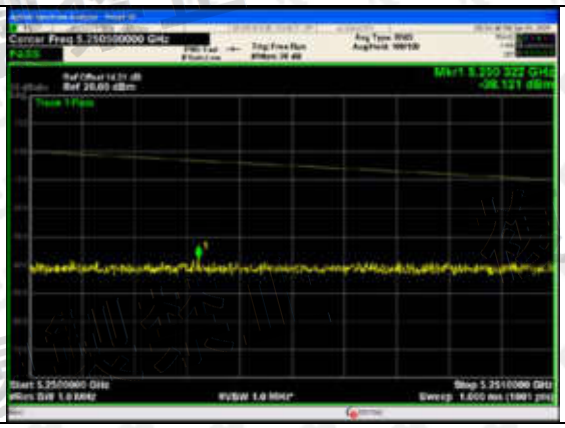 5250MHz~5251MHz	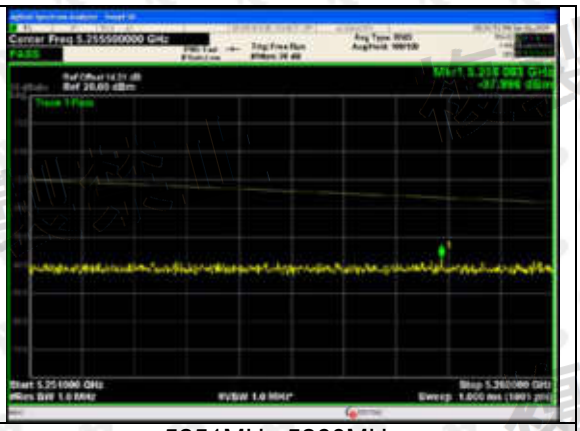 5251MHz-5260MHz
	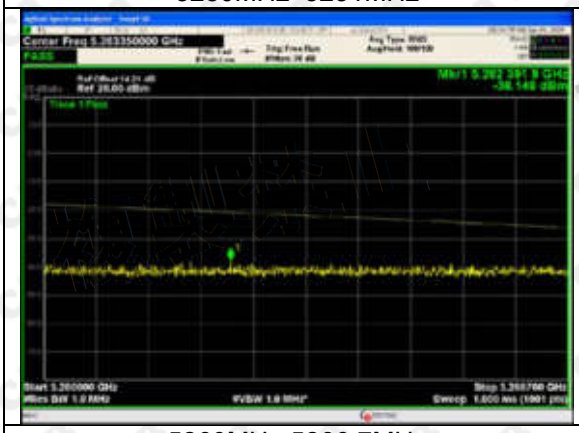 5260MHz-5266.7MHz	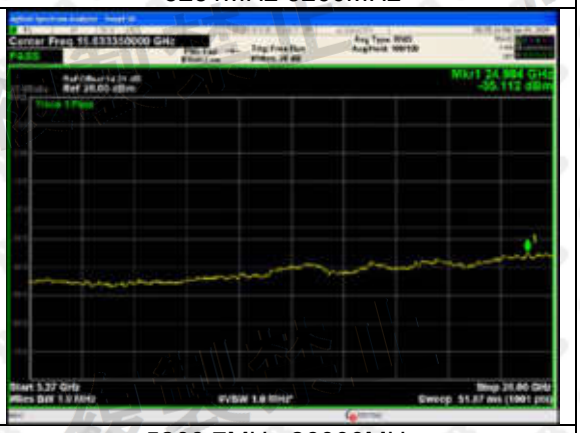 5266.7MHz-26000MHz
5240	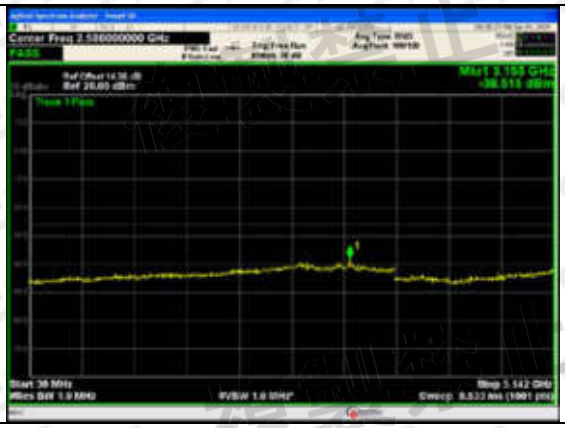 30MHz-5142MHz	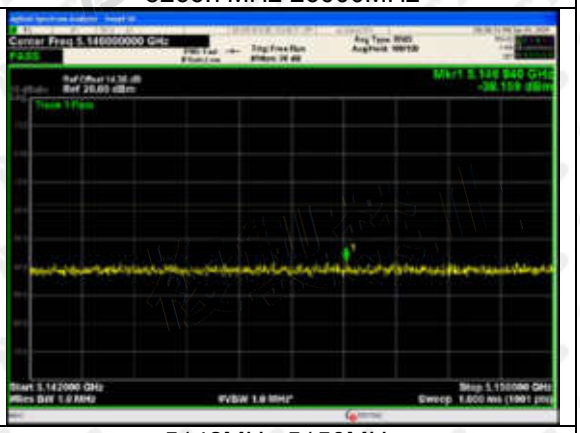 5142MHz-5150MHz
	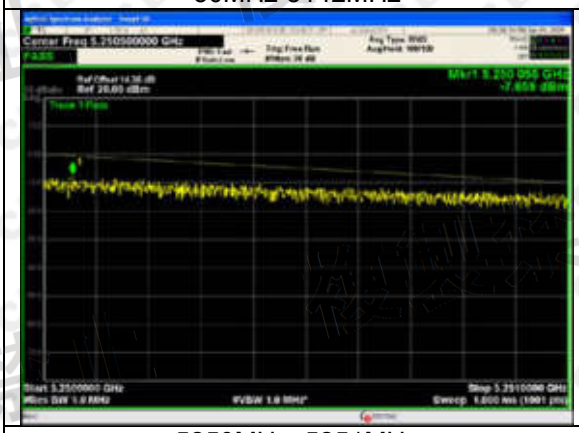 5250MHz~5251MHz	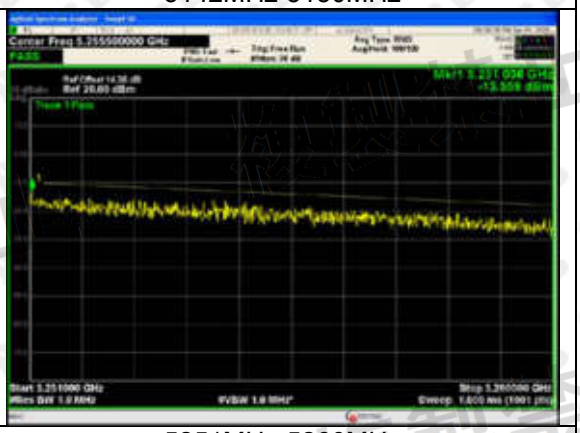 5251MHz-5260MHz

	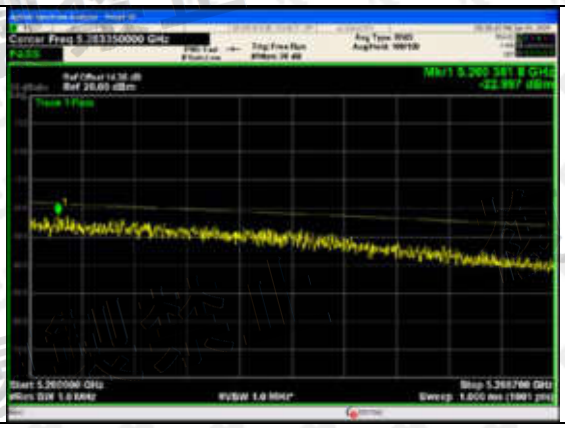	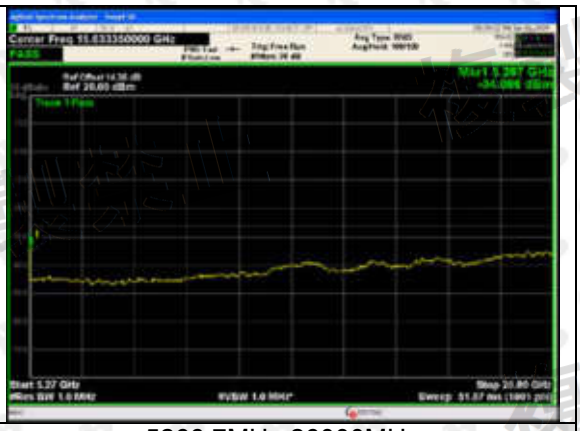
	5260MHz-5266.7MHz	5266.7MHz-26000MHz
Channel (MHz)	W52:802.11n(HT40)	
5190	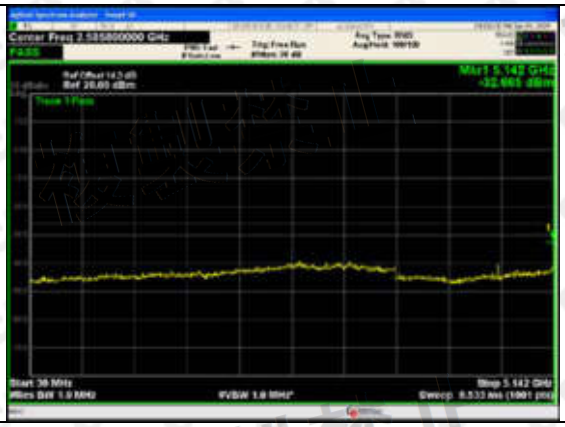	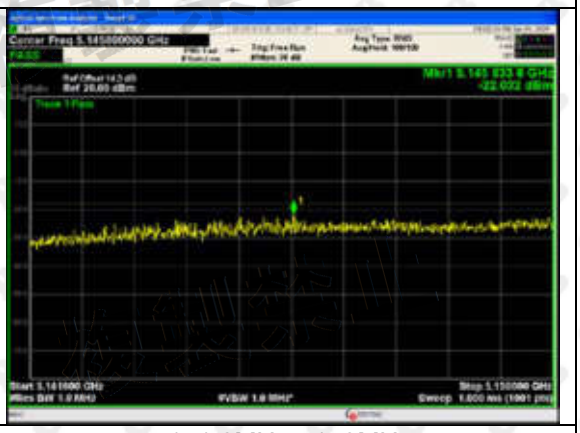
	30MHz-5141.6MHz	5141.6MHz-5150MHz
	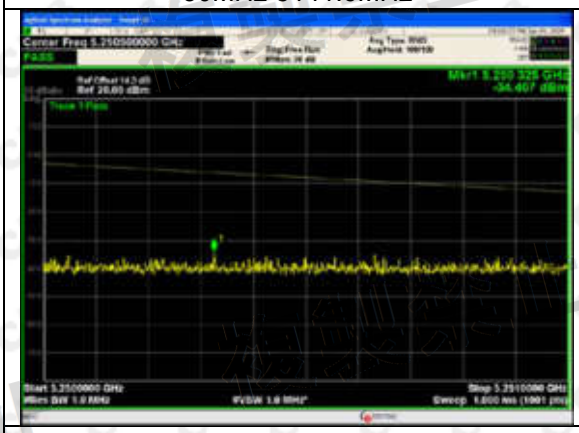	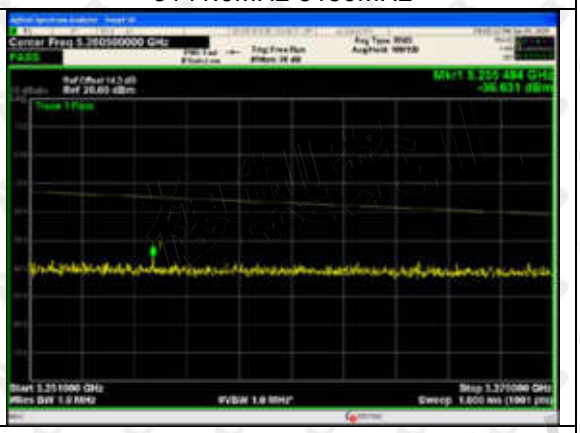
	5250MHz-5251MHz	5251MHz-5270MHz
	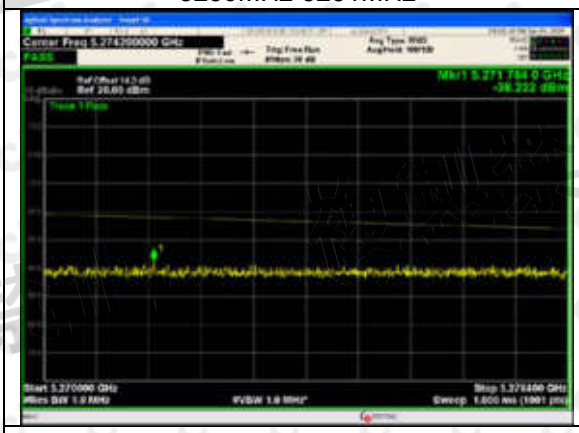	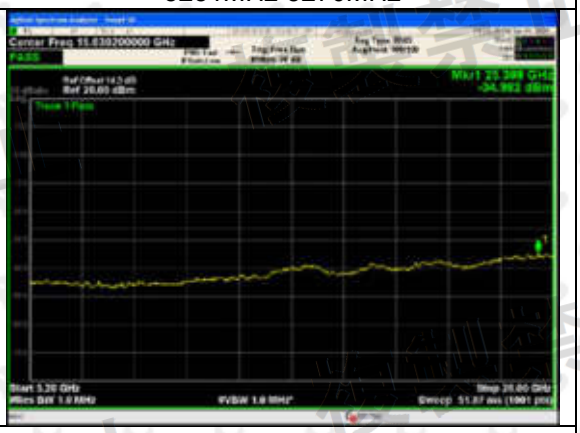
	5270MHz-5278.4MHz	5278.4MHz-26000MHz

5230	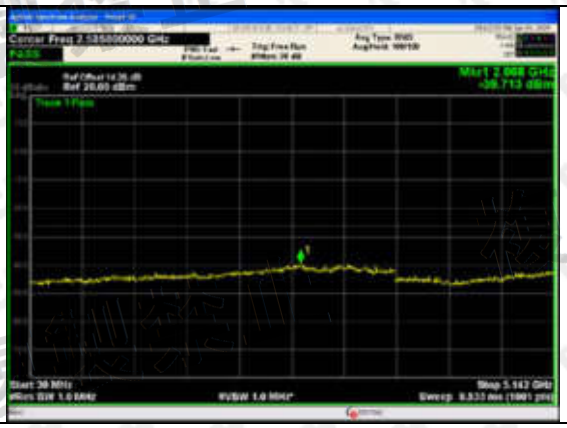 30MHz-5141.6MHz	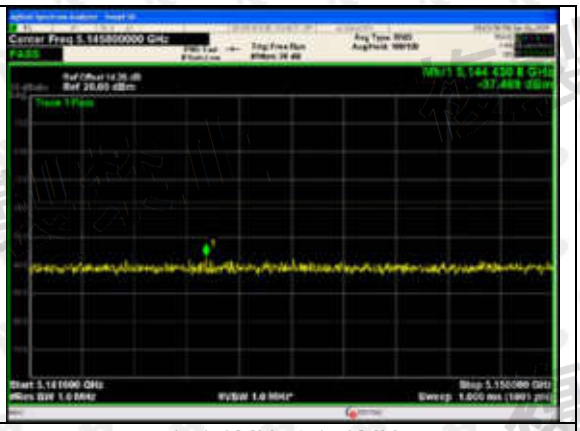 5141.6MHz-5150MHz
	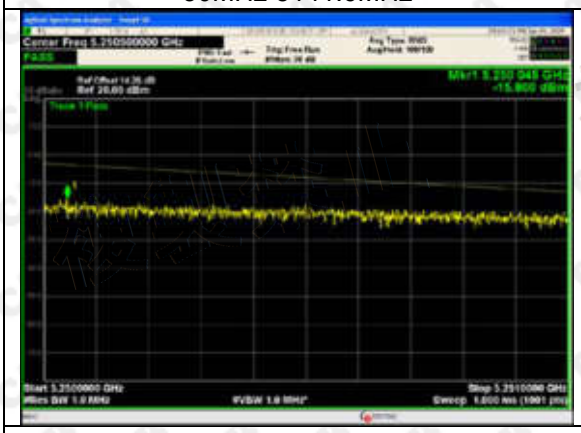 5250MHz-5251MHz	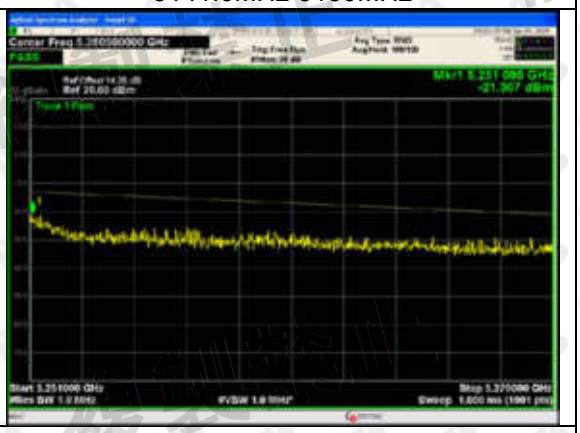 5251MHz-5270MHz
	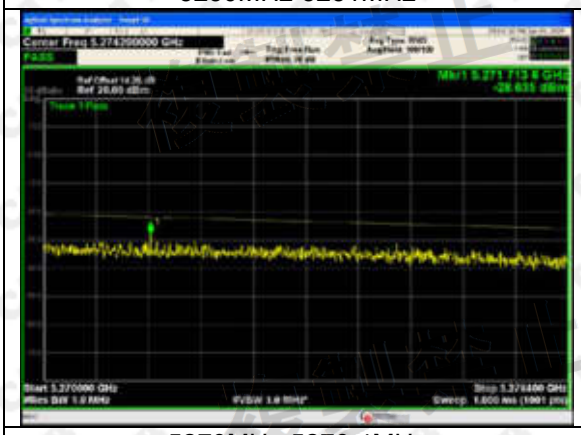 5270MHz-5278.4MHz	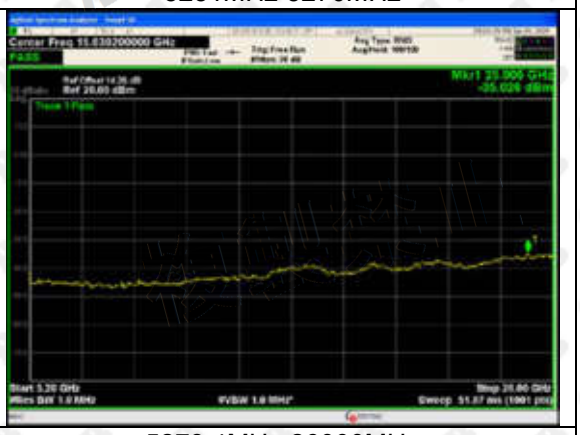 5278.4MHz-26000MHz

Channel (MHz)	W52:802.11ax(HE20)	
5180	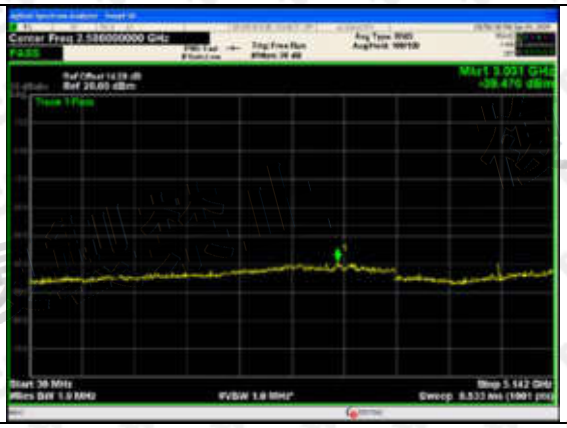	
	30MHz-5142MHz	5142MHz-5150MHz
	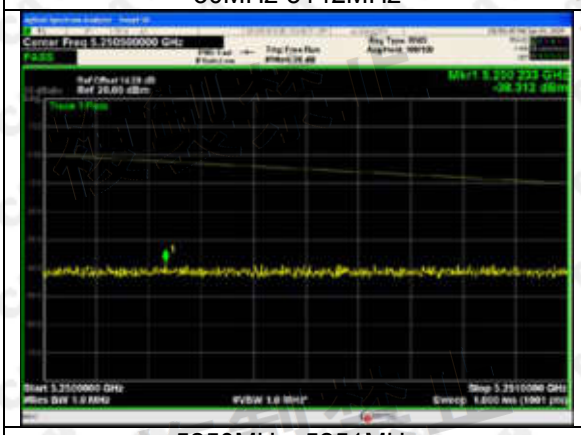	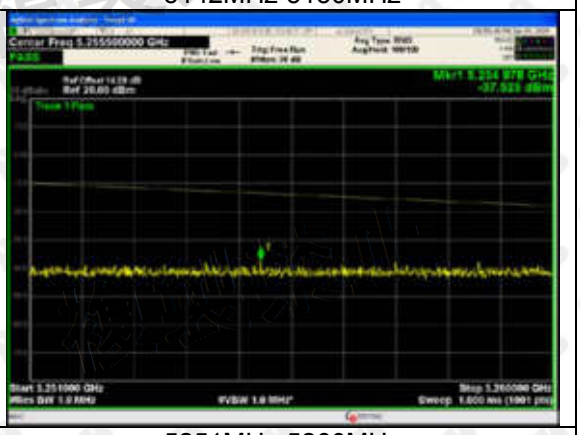
	5250MHz~5251MHz	5251MHz-5260MHz
	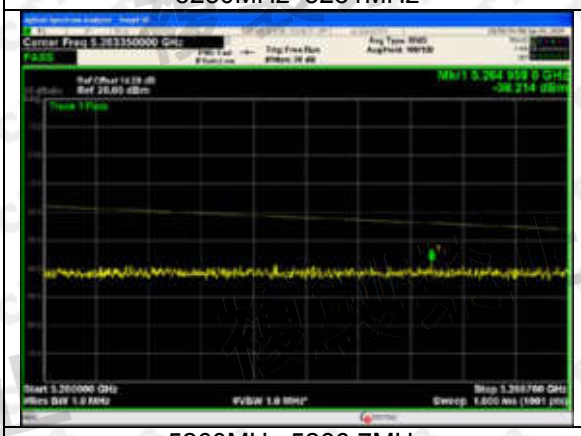	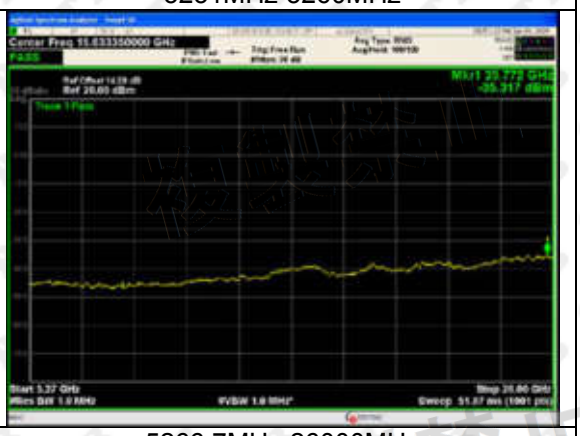
	5260MHz-5266.7MHz	5266.7MHz-26000MHz
5200	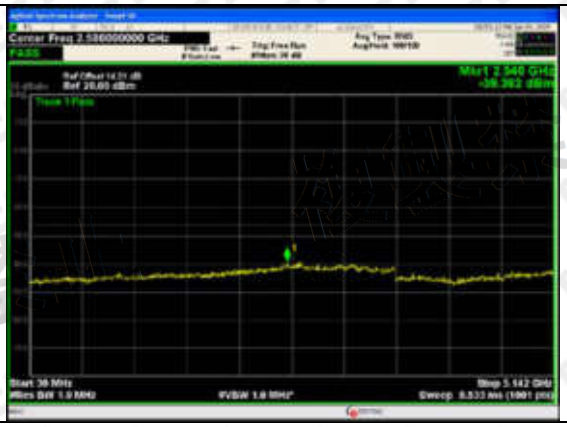	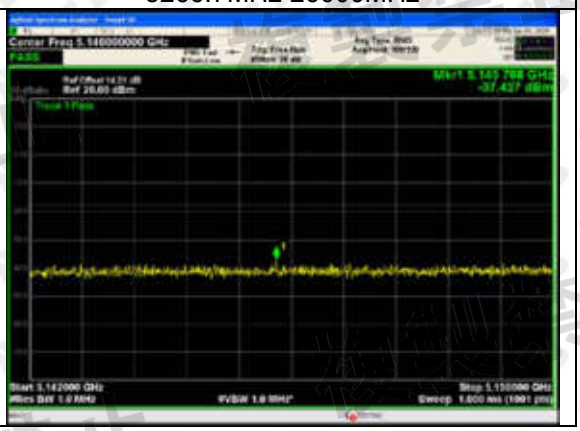

	30MHz-5142MHz	5142MHz-5150MHz
	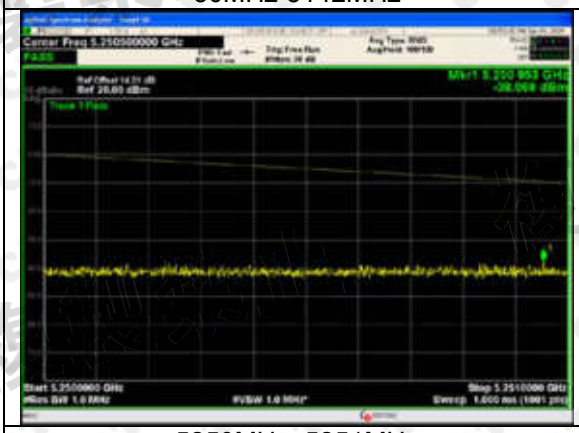	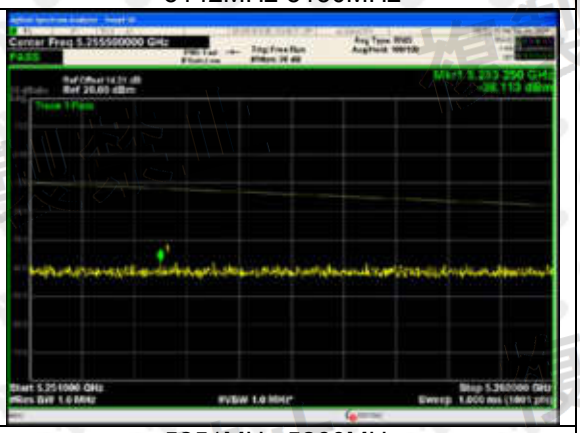
	5250MHz~5251MHz	5251MHz-5260MHz
	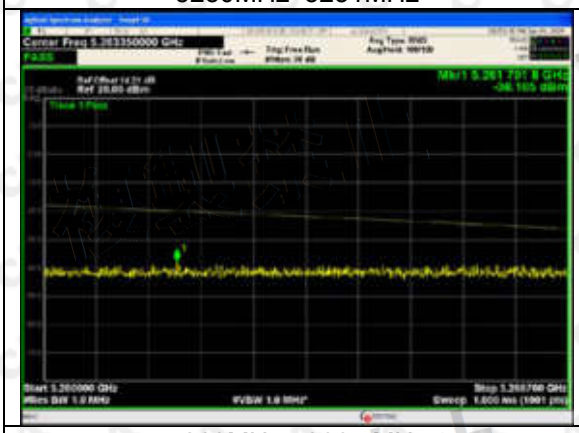	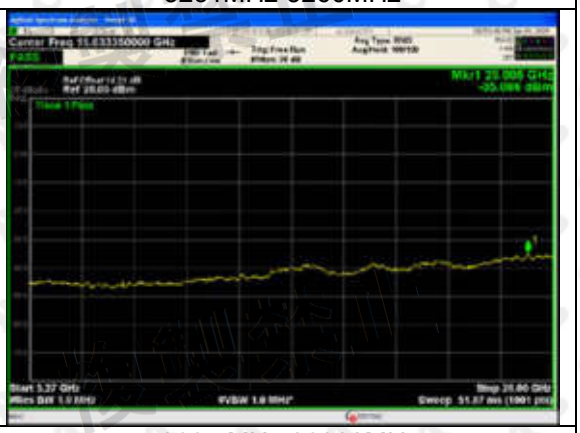
	5260MHz-5266.7MHz	5266.7MHz-26000MHz
5240	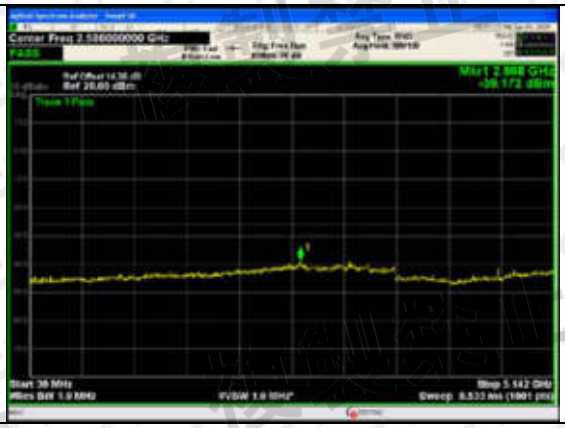	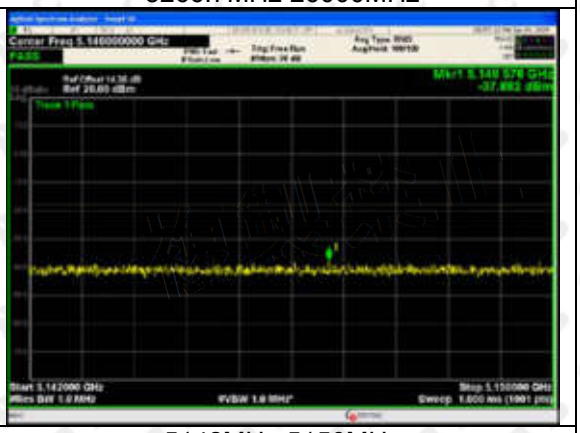
	30MHz-5142MHz	5142MHz-5150MHz
	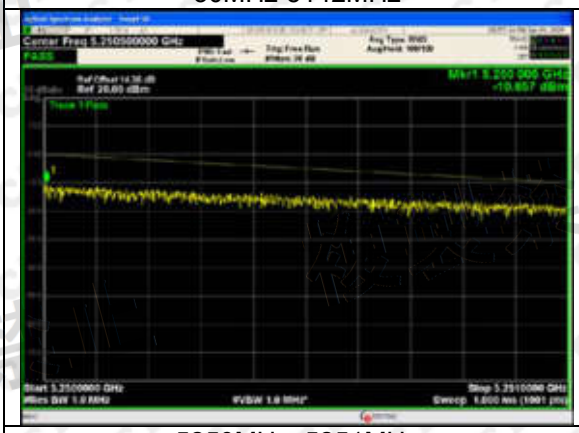	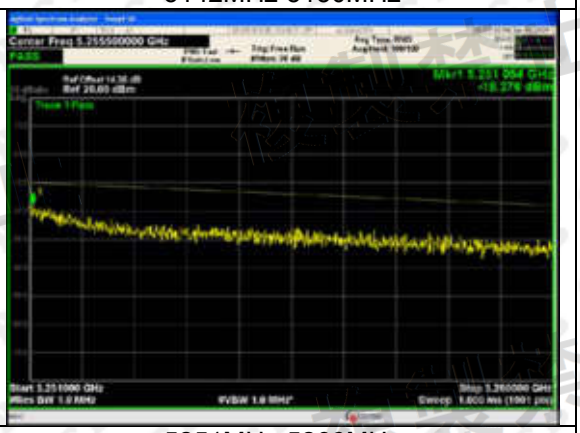
	5250MHz~5251MHz	5251MHz-5260MHz

	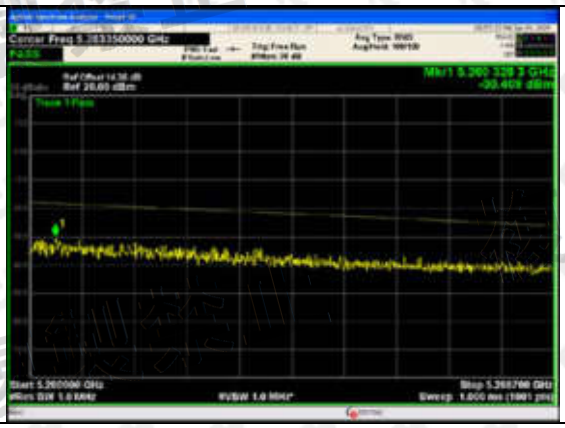	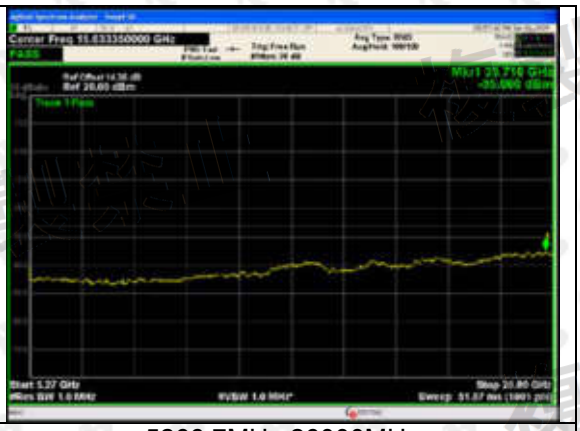
	5260MHz-5266.7MHz	5266.7MHz-26000MHz
Channel (MHz)	W52:802.11ax(HE40)	
5190	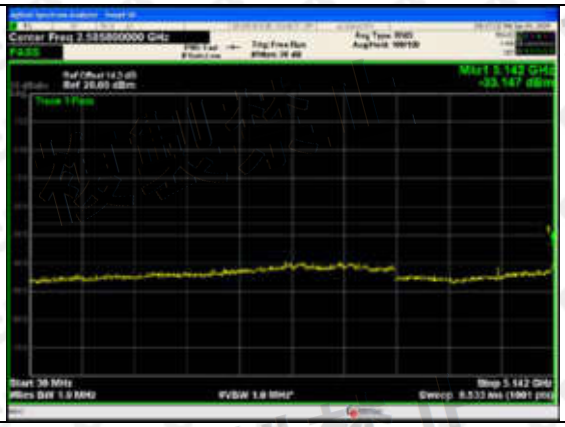	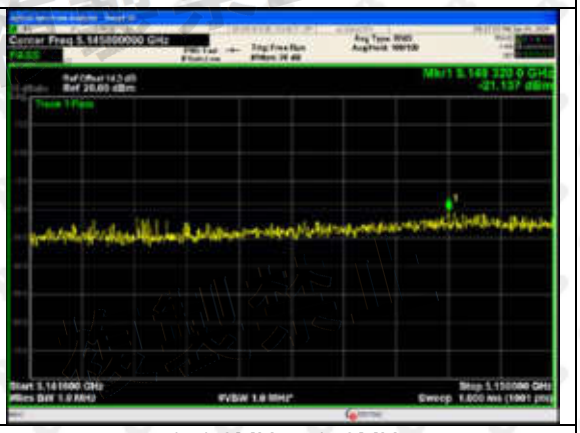
	30MHz-5141.6MHz	5141.6MHz-5150MHz
	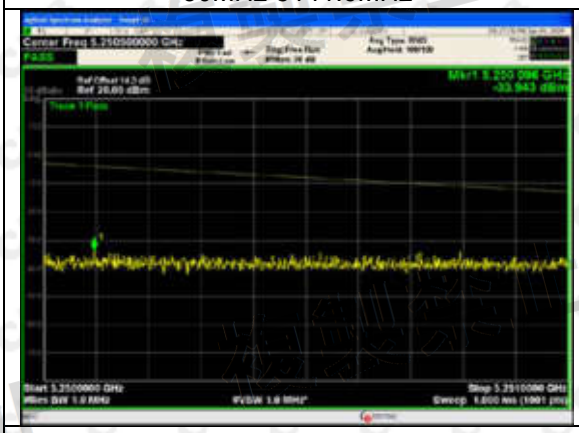	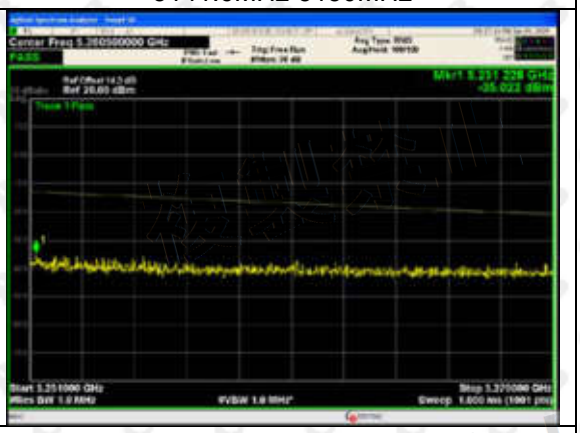
	5250MHz-5251MHz	5251MHz-5270MHz
	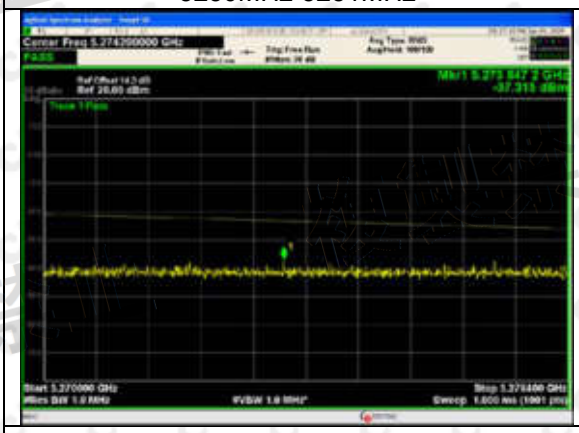	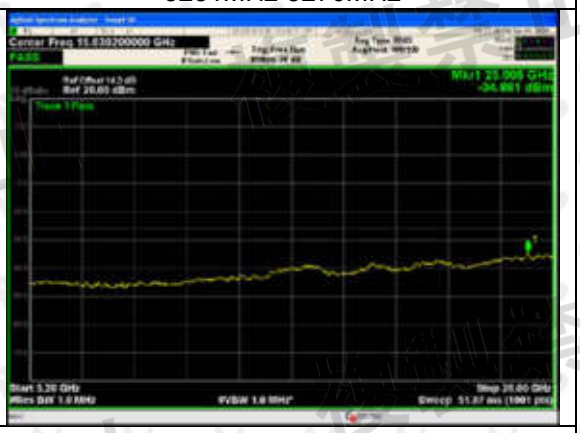
	5270MHz-5278.4MHz	5278.4MHz-26000MHz

5230	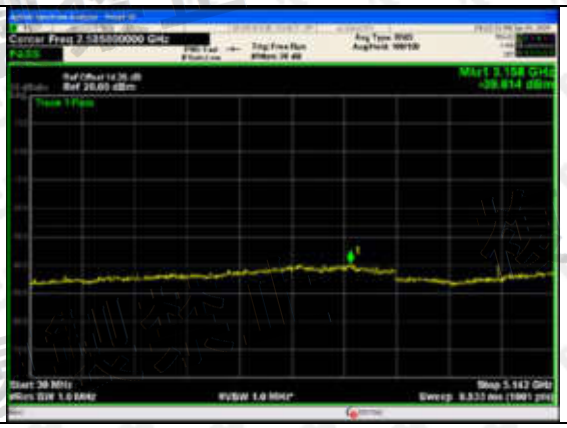 30MHz-5141.6MHz	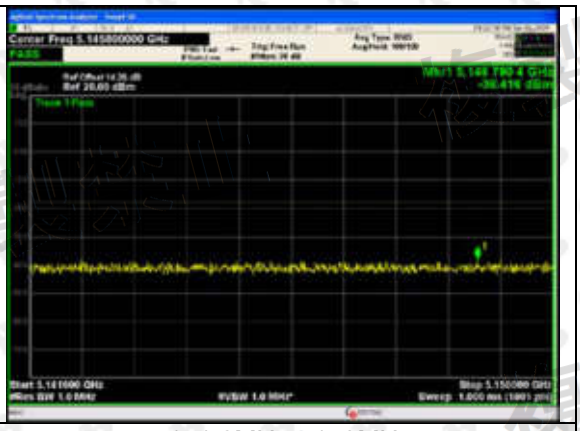 5141.6MHz-5150MHz
	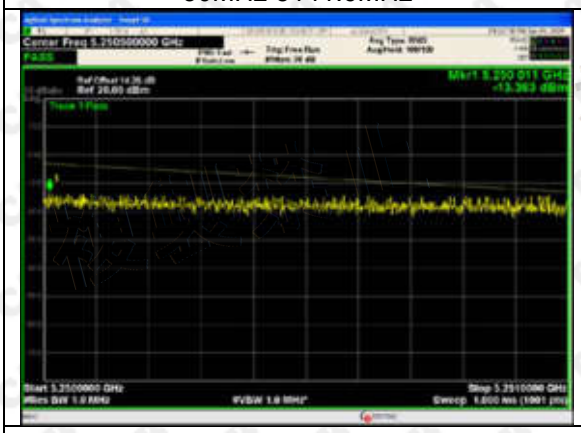 5250MHz-5251MHz	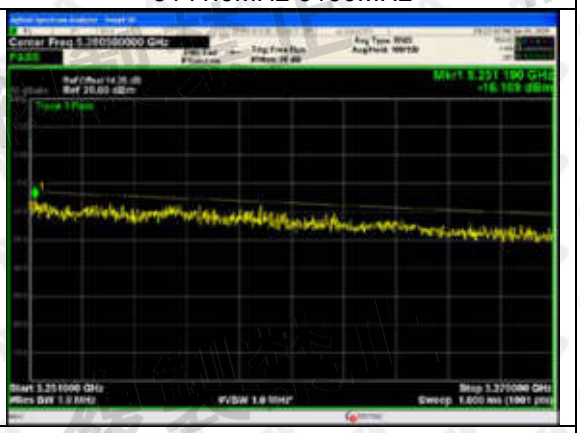 5251MHz-5270MHz
	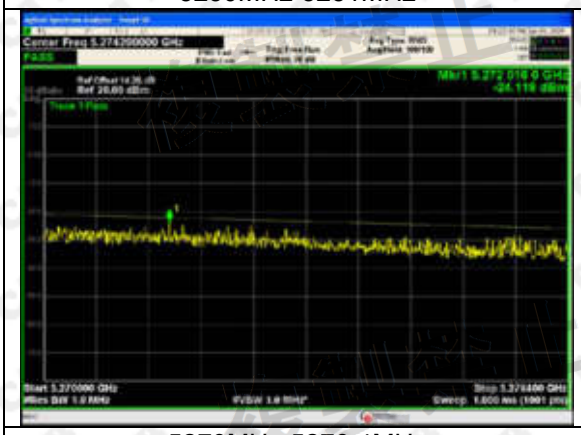 5270MHz-5278.4MHz	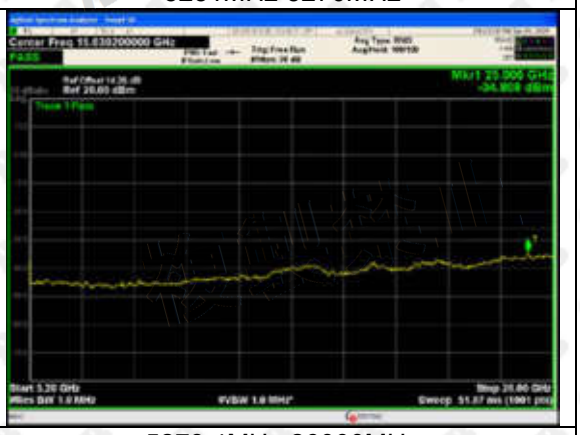 5278.4MHz-26000MHz

Channel (MHz)	W53:802.11a	
5260	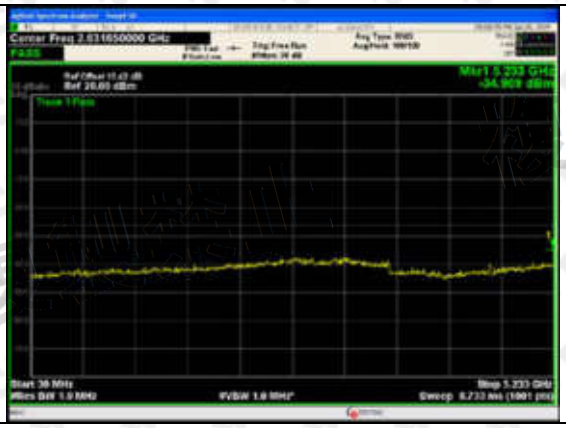	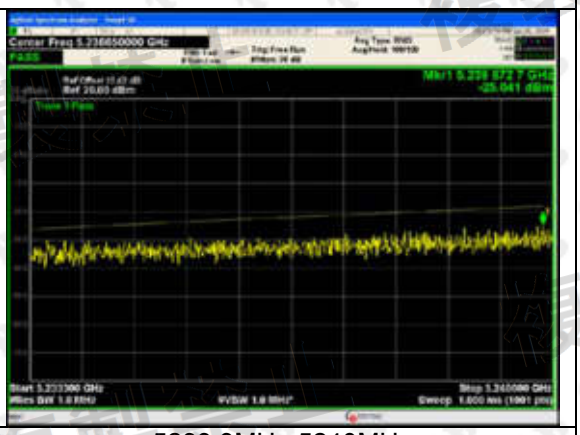
	30MHz-5233.3MHz	5233.3MHz-5240MHz
	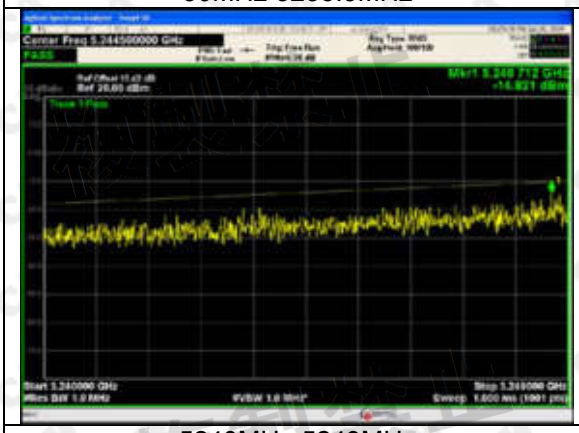	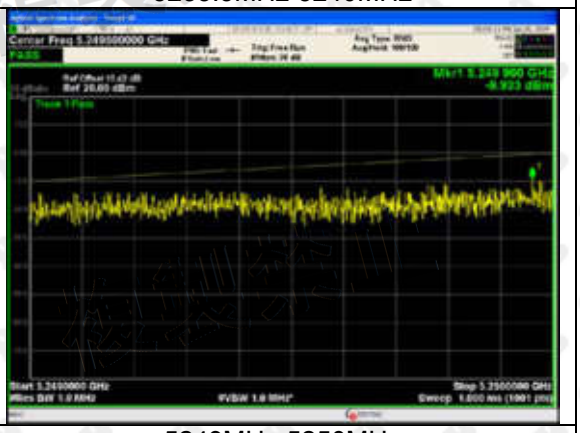
	5240MHz-5249MHz	5249MHz-5250MHz
	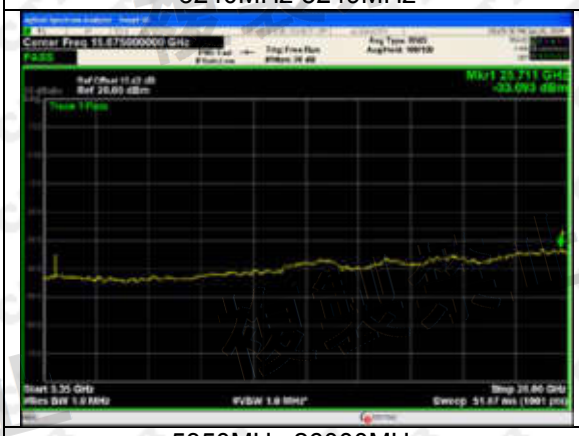	
	5350MHz-26000MHz	
5280		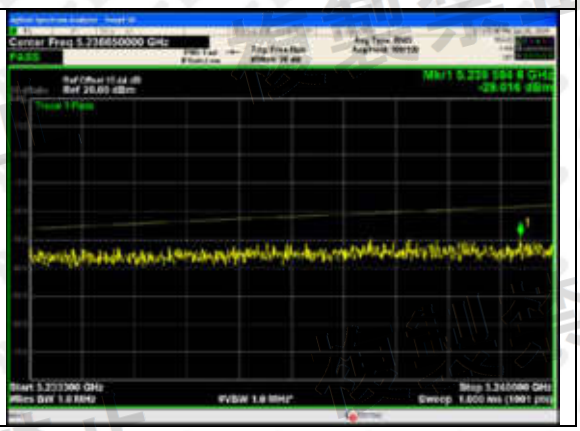

	30MHz-5233.3MHz	5233.3MHz-5240MHz
	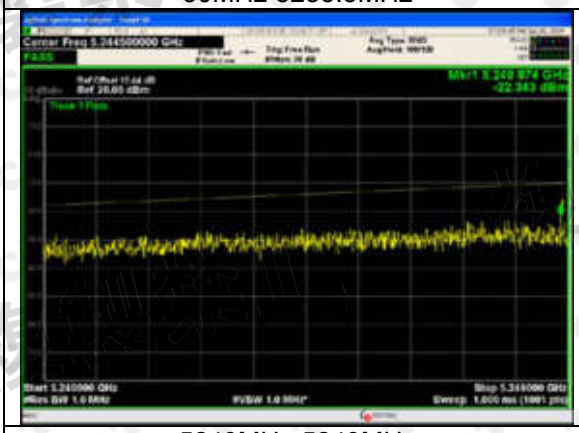	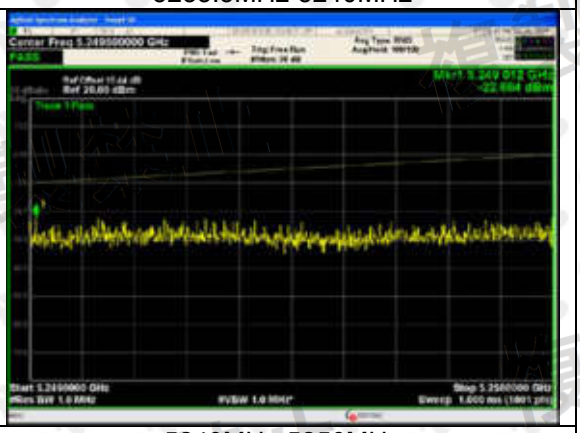
	5240MHz-5249MHz	5249MHz-5250MHz
	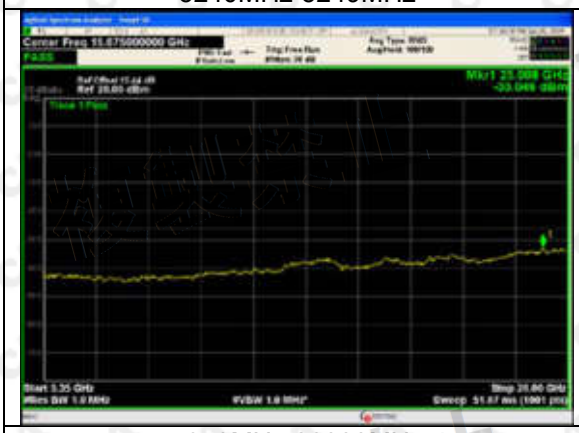	
	5350MHz-26000MHz	
5320		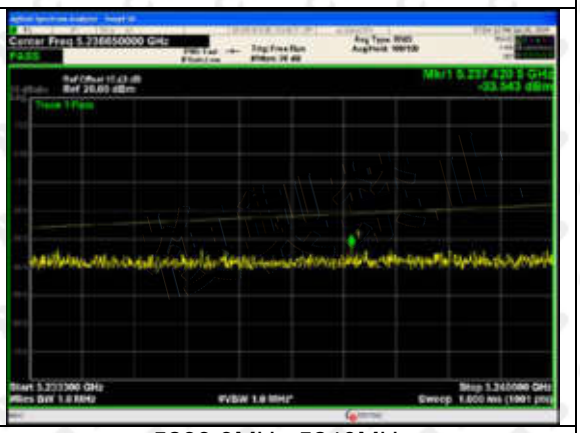
	30MHz-5233.3MHz	5233.3MHz-5240MHz
	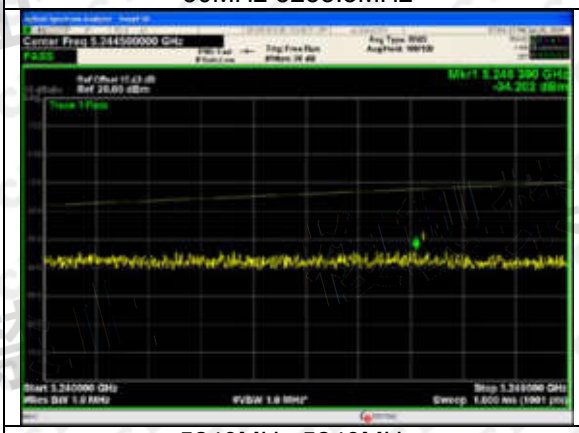	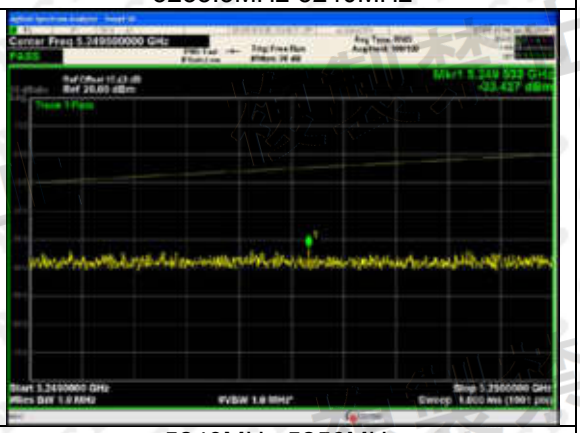
	5240MHz-5249MHz	5249MHz-5250MHz

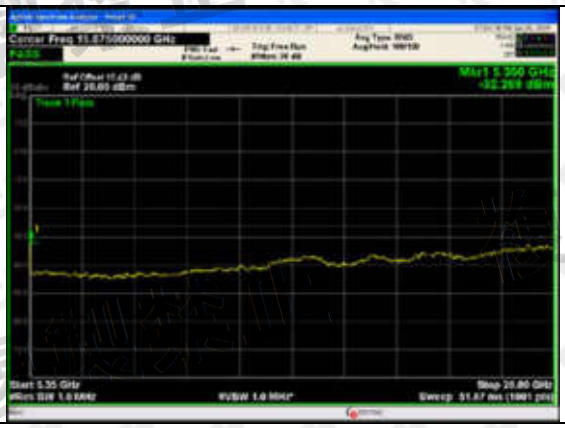

5350MHz-26000MHz

Channel (MHz)

W53:802.11ac(VHT20)

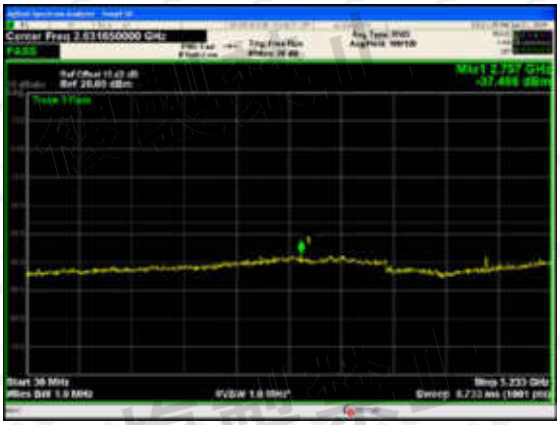

30MHz-5233.3MHz

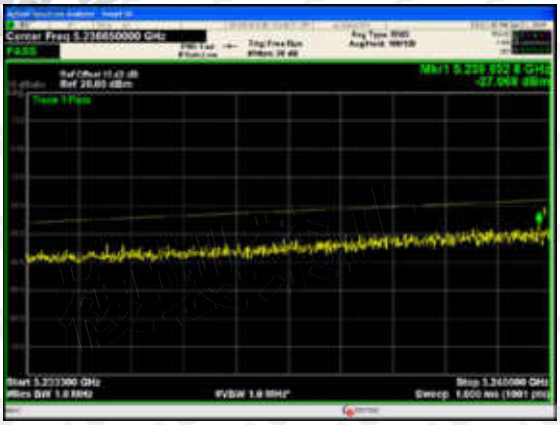

5233.3MHz-5240MHz

5260

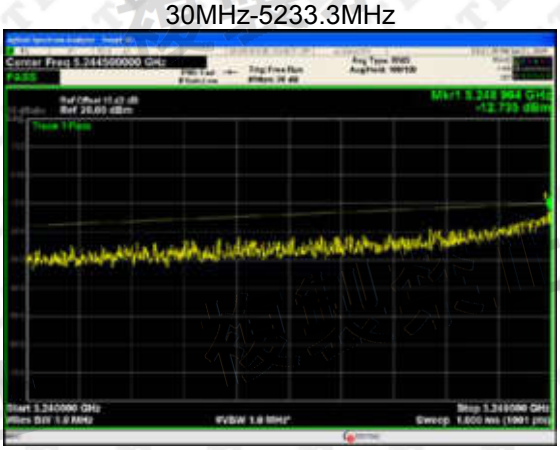

5240MHz-5249MHz

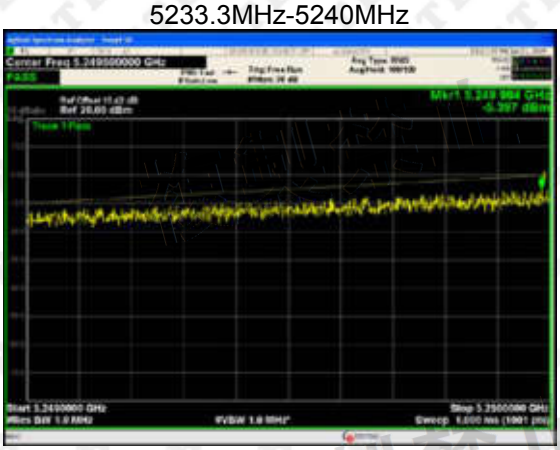

5249MHz-5250MHz

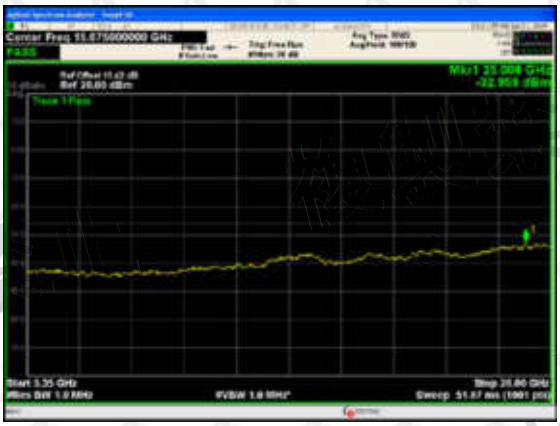

5350MHz-26000MHz

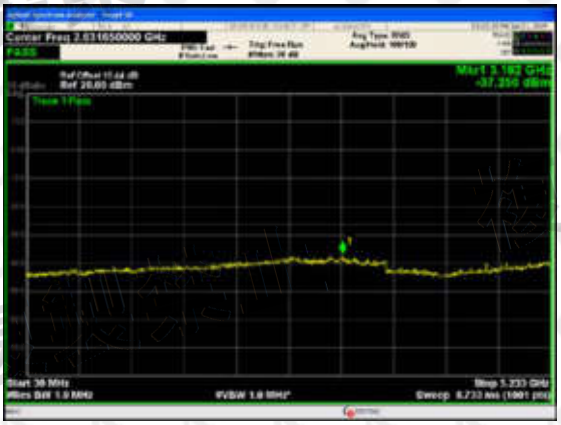

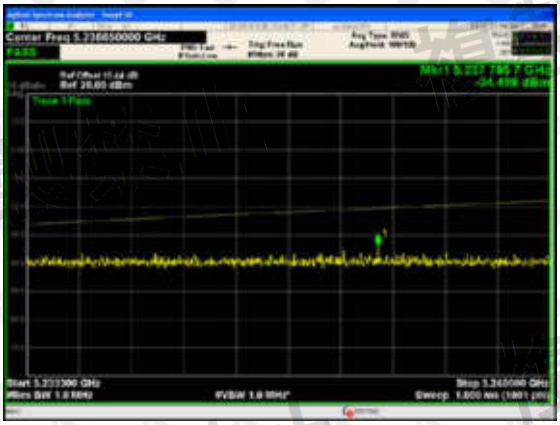

30MHz-5233.3MHz 5233.3MHz-5240MHz

5280

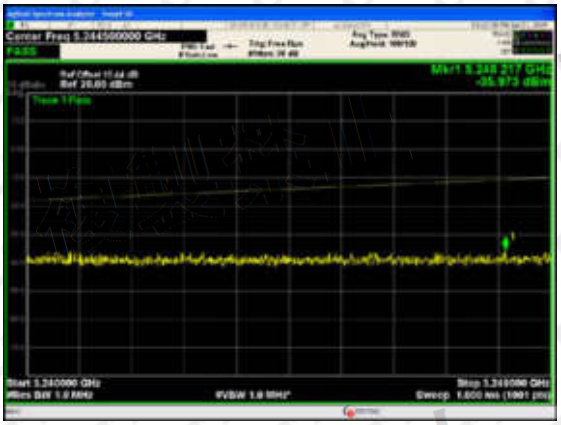

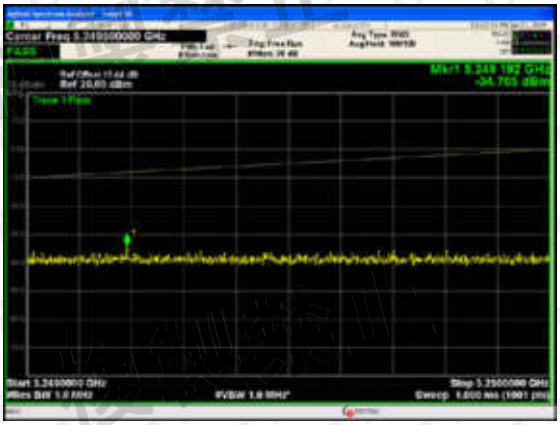

5240MHz-5249MHz 5249MHz-5250MHz

5350MHz-26000MHz

5320

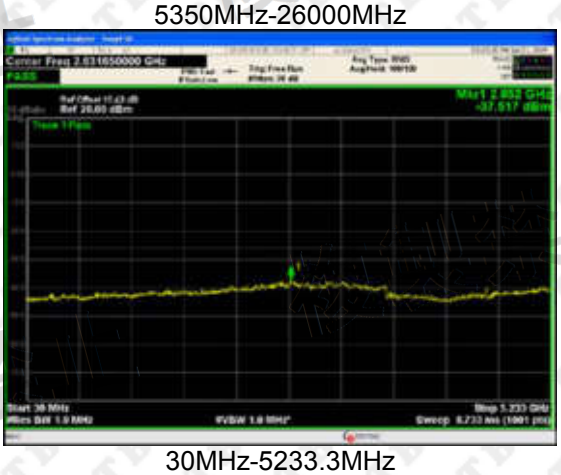

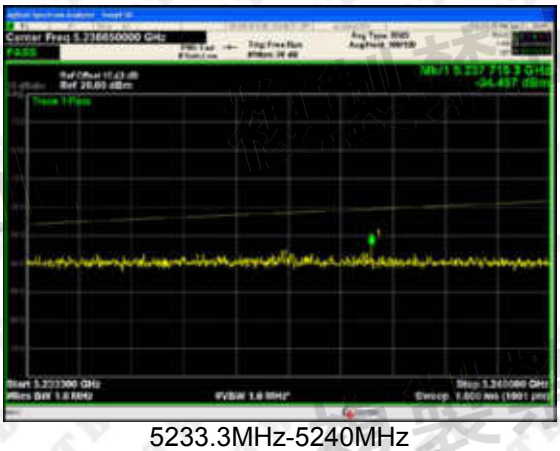

30MHz-5233.3MHz 5233.3MHz-5240MHz

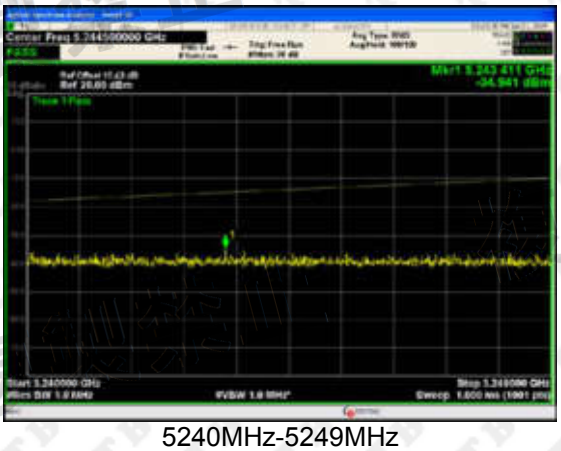

5240MHz-5249MHz

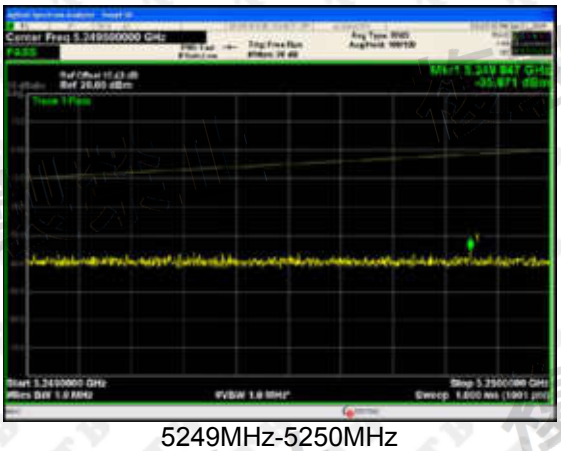

5249MHz-5250MHz

5350MHz-26000MHz

Channel (MHz)

W53:802.11ac(VHT40)

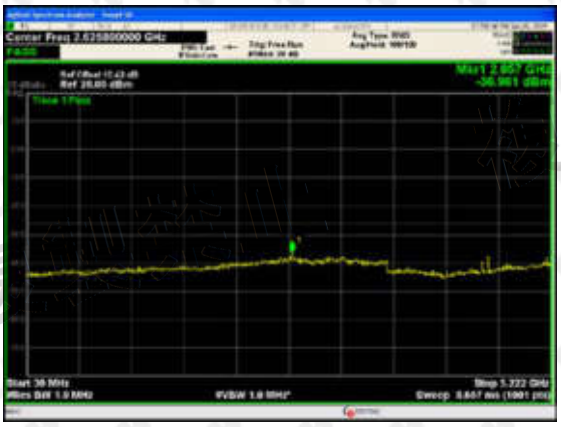

30MHz-5221.6MHz

5221.6MHz-5230MHz

5270

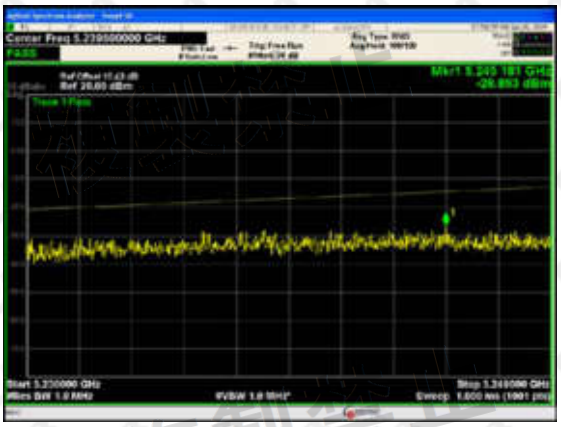

5230MHz-5249MHz

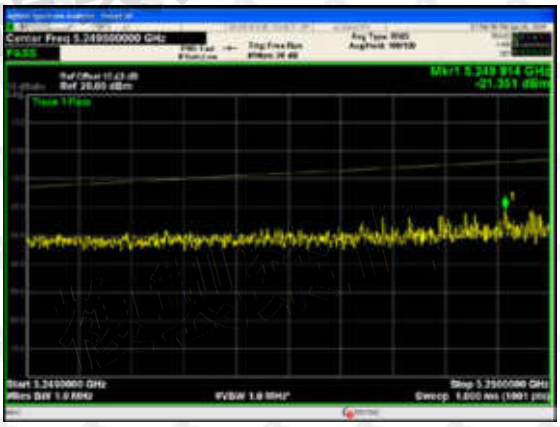

5249MHz-5250MHz

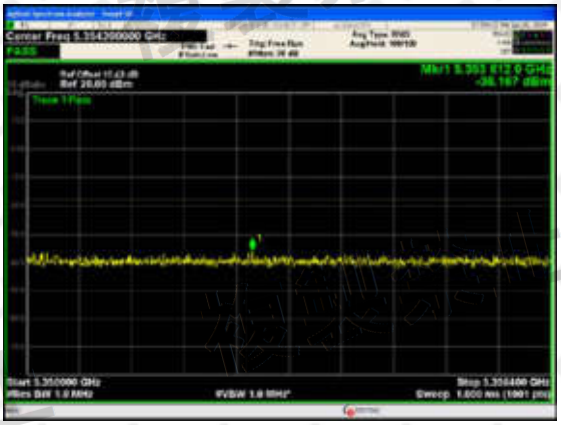

5350MHz-5358.4MHz

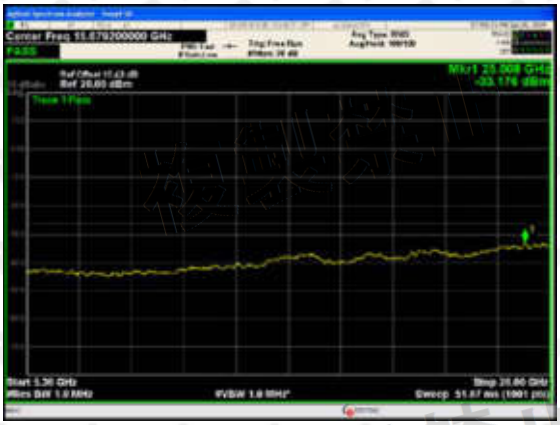

5358.4MHz-26000MHz

5310

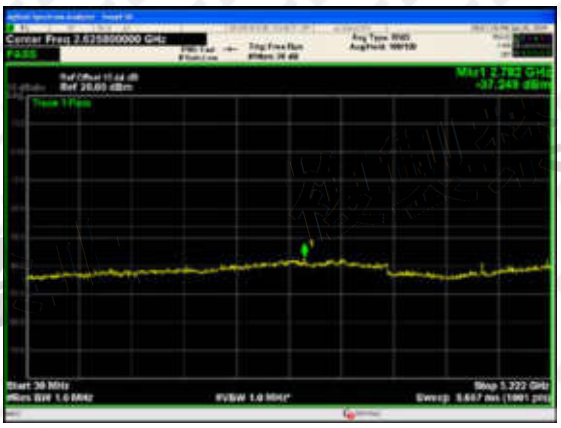

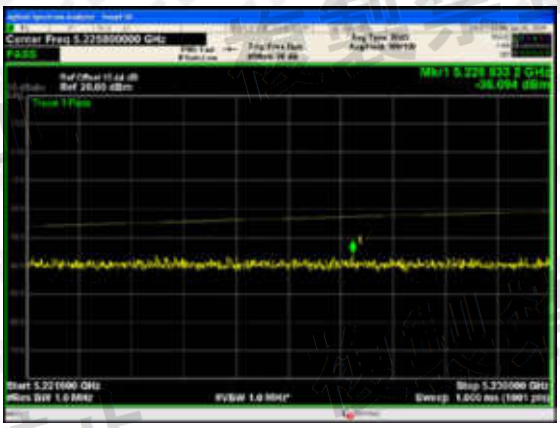

30MHz-5221.6MHz

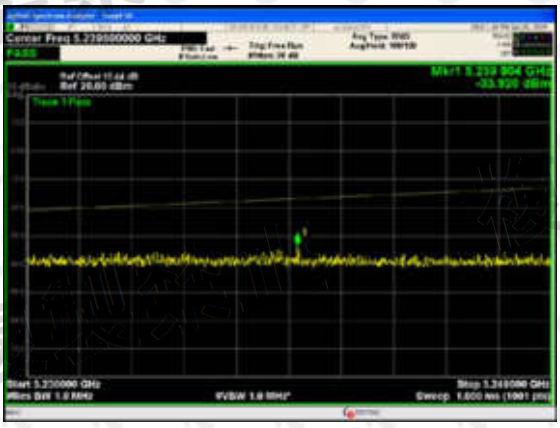

5221.6MHz-5230MHz

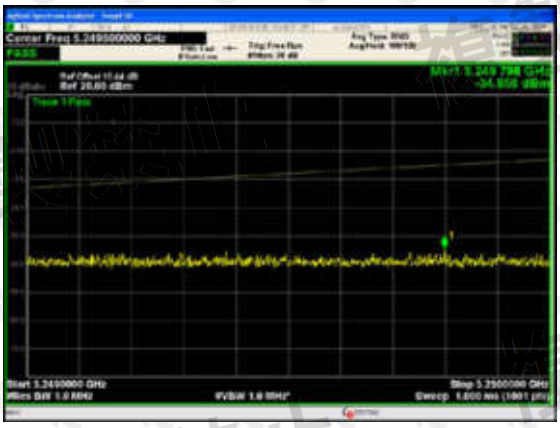

5230MHz-5249MHz

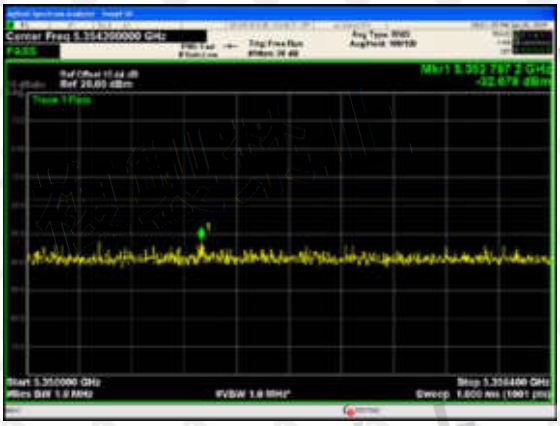

5249MHz-5250MHz

5350MHz-5358.4MHz

5358.4MHz-26000MHz

Channel (MHz)

W53:802.11ax(HE20)

5260

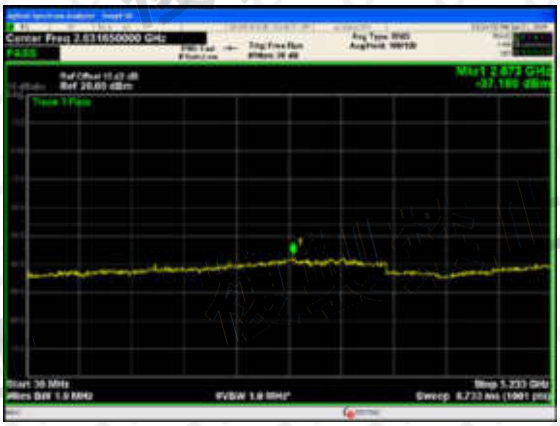

30MHz-5233.3MHz

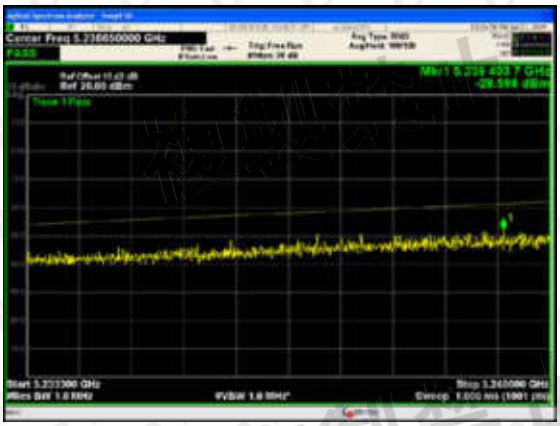

5233.3MHz-5240MHz

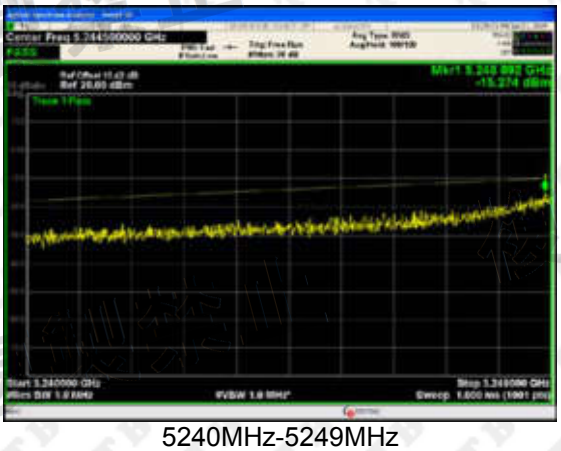

5240MHz-5249MHz

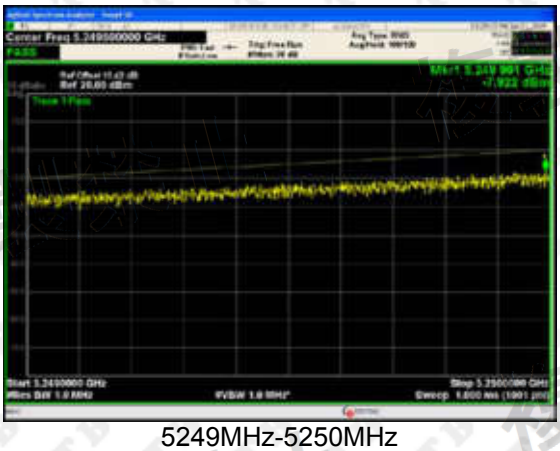

5249MHz-5250MHz

5350MHz-26000MHz

30MHz-5233.3MHz

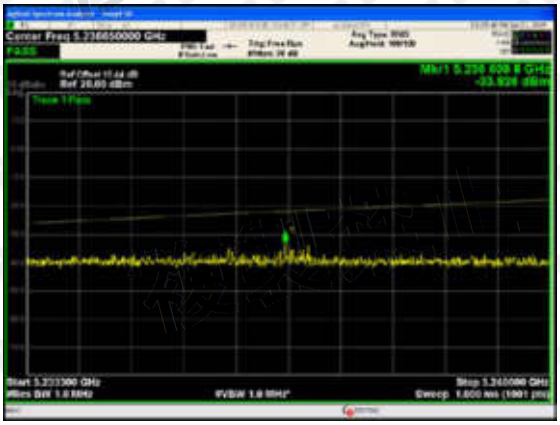

5233.3MHz-5240MHz

5280

5240MHz-5249MHz

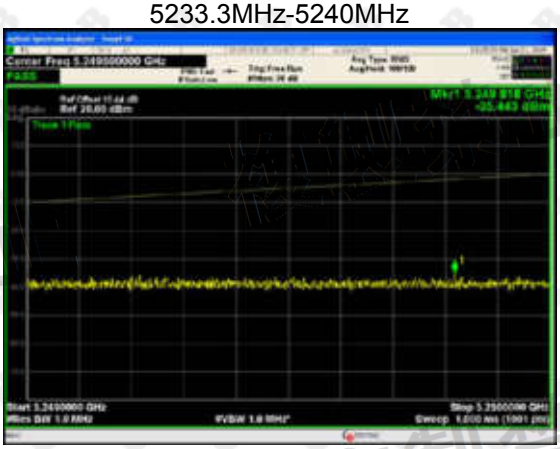

5249MHz-5250MHz

5350MHz-26000MHz

30MHz-5233.3MHz

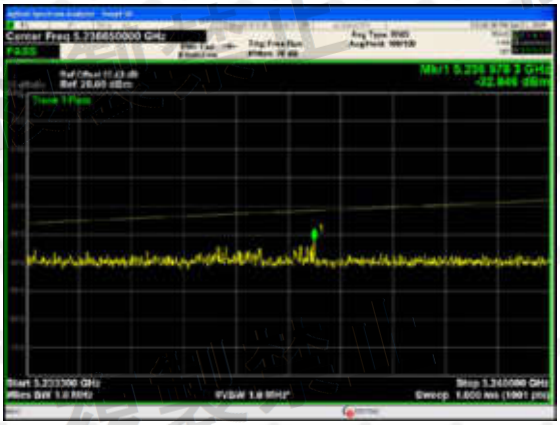

5233.3MHz-5240MHz

5320

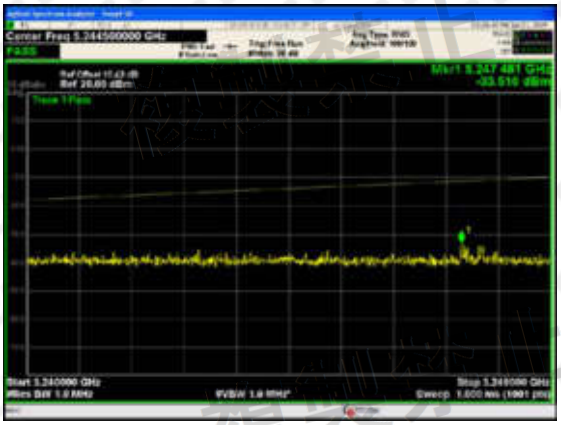

5240MHz-5249MHz

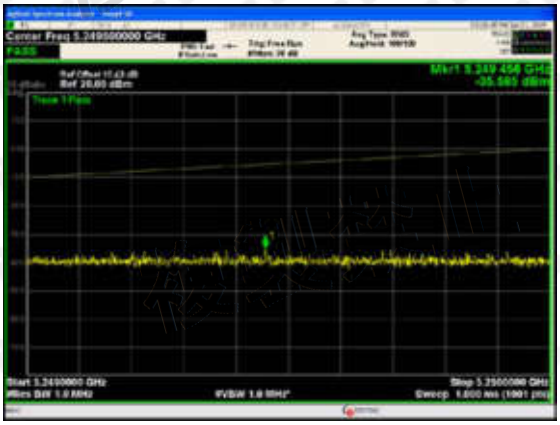

5249MHz-5250MHz

5350MHz-26000MHz

Channel (MHz) W53:802.11ax(HE40)

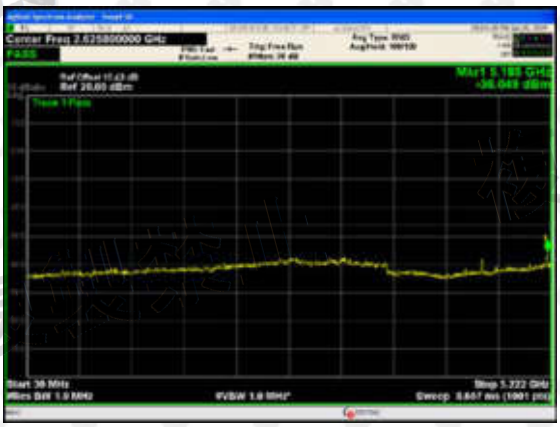

30MHz-5221.6MHz

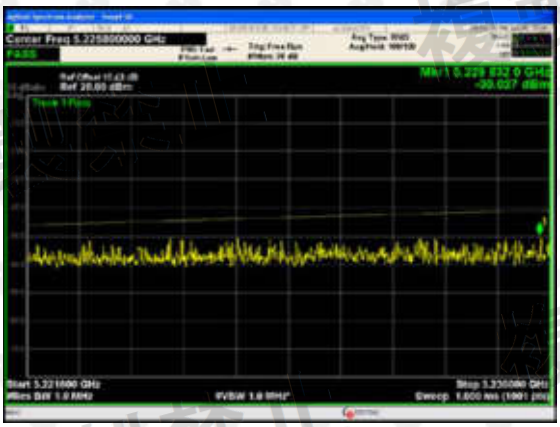

5221.6MHz-5230MHz

5270

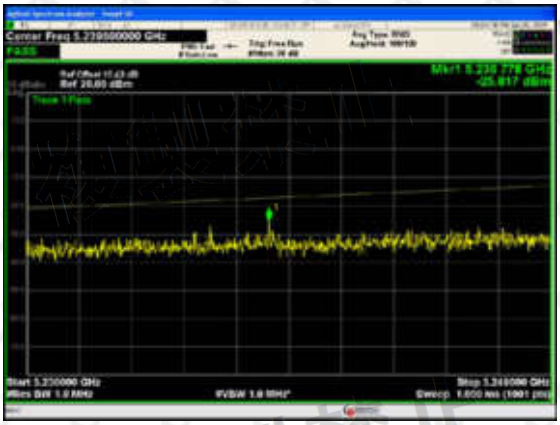

5230MHz-5249MHz

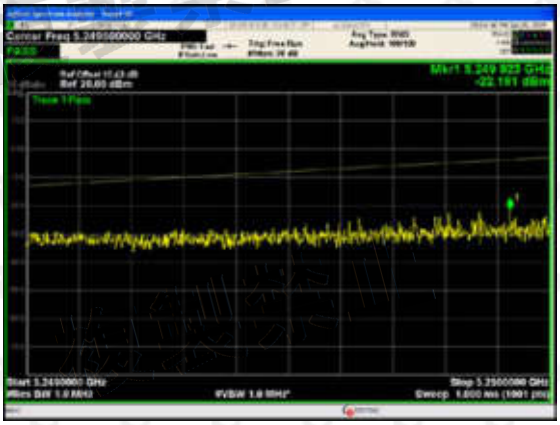

5249MHz-5250MHz

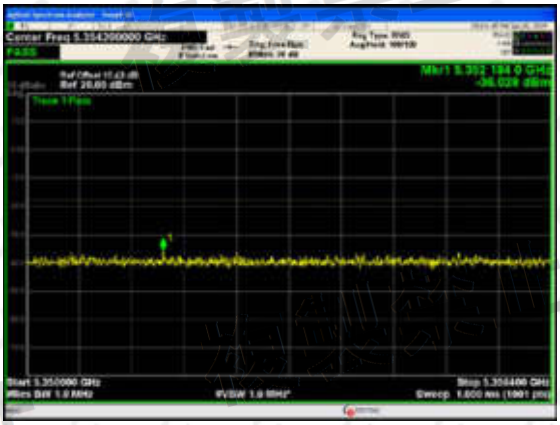

5350MHz-5358.4MHz

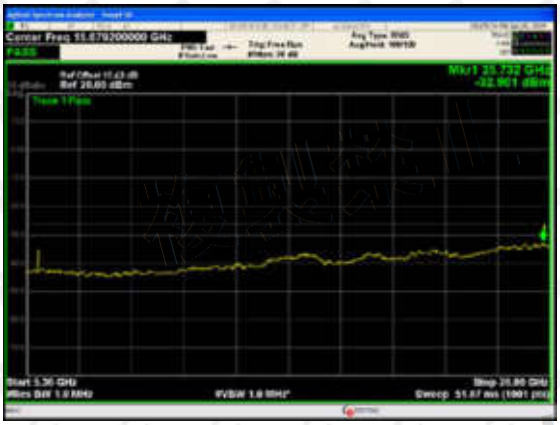

5358.4MHz-26000MHz

5310

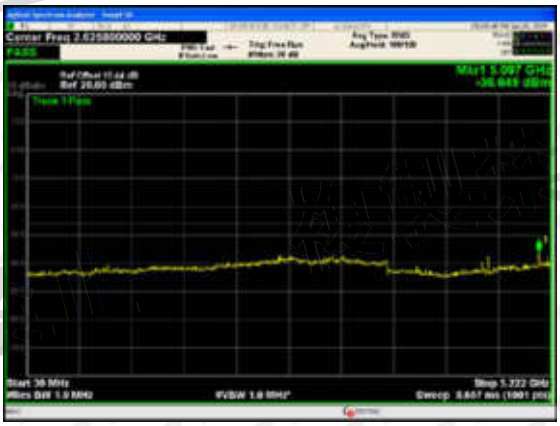

30MHz-5221.6MHz

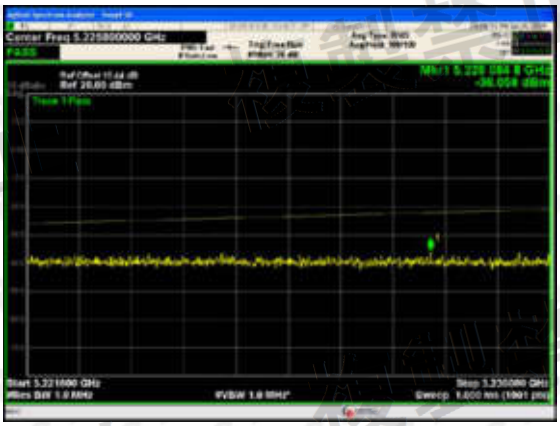

5221.6MHz-5230MHz

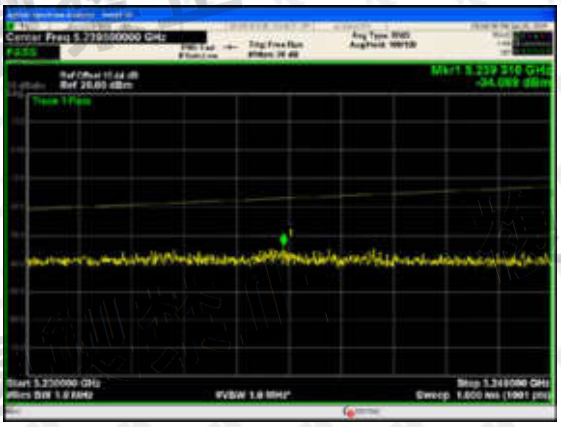

5230MHz-5249MHz

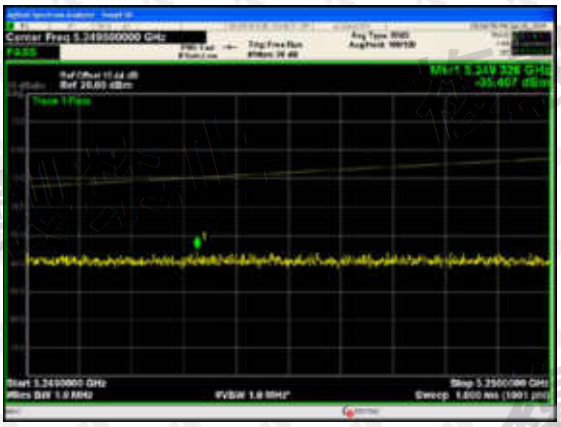

5249MHz-5250MHz

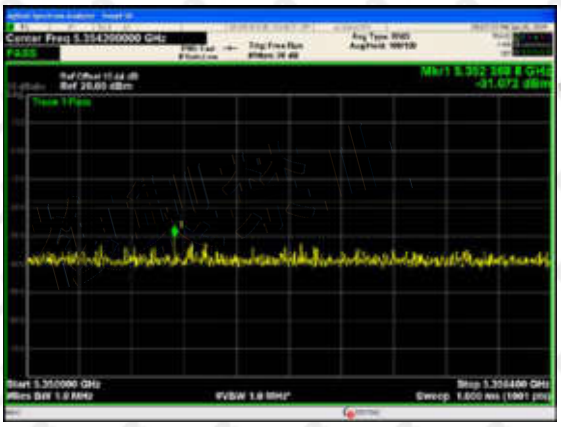

5350MHz-5358.4MHz

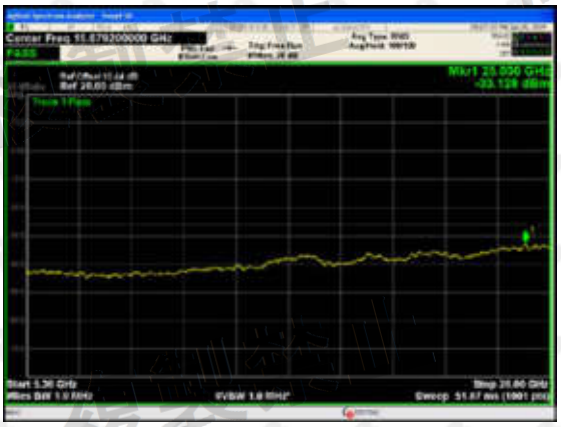

5358.4MHz-26000MHz

Channel (MHz)

W53:802.11n20

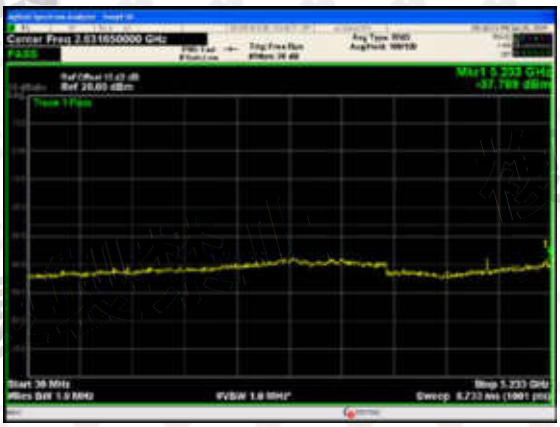

30MHz-5233.3MHz

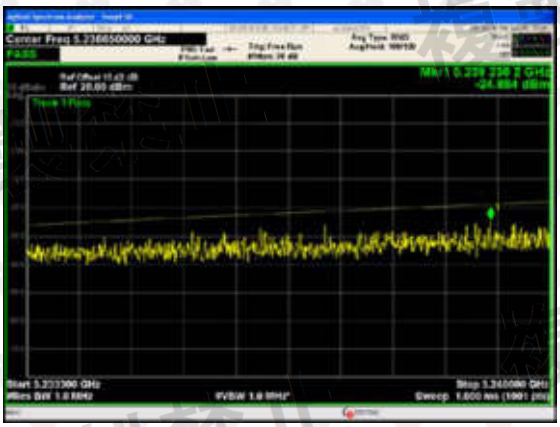

5233.3MHz-5240MHz

5260

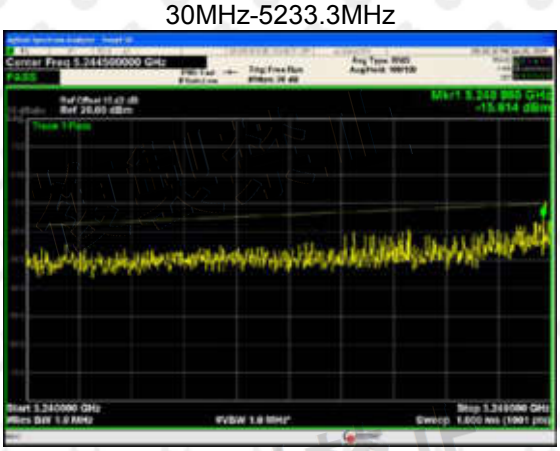

5240MHz-5249MHz

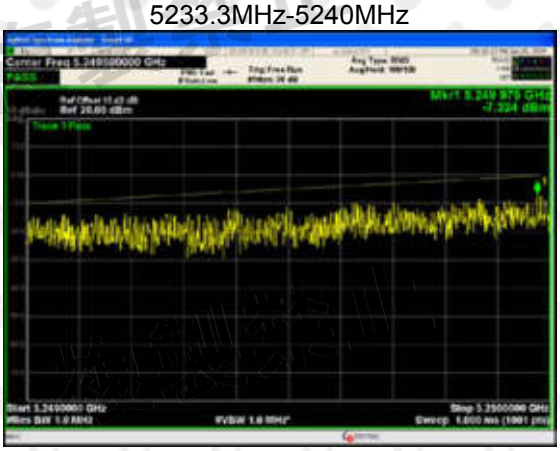

5249MHz-5250MHz

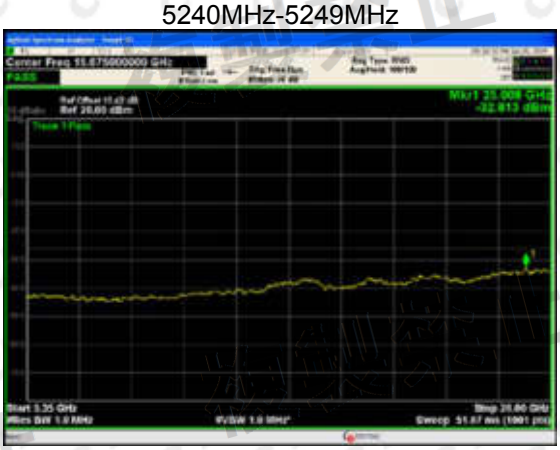

5350MHz-26000MHz

5280

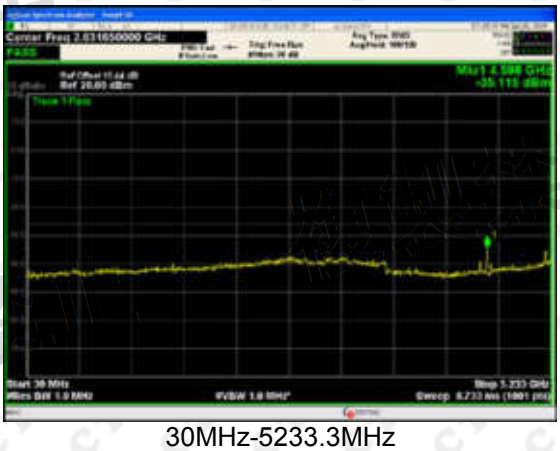

30MHz-5233.3MHz

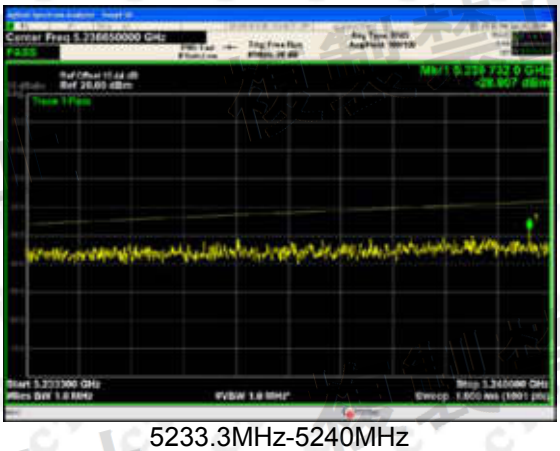

5233.3MHz-5240MHz

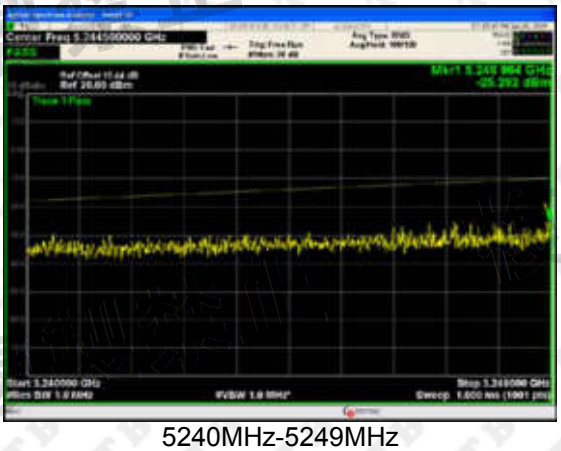

5240MHz-5249MHz

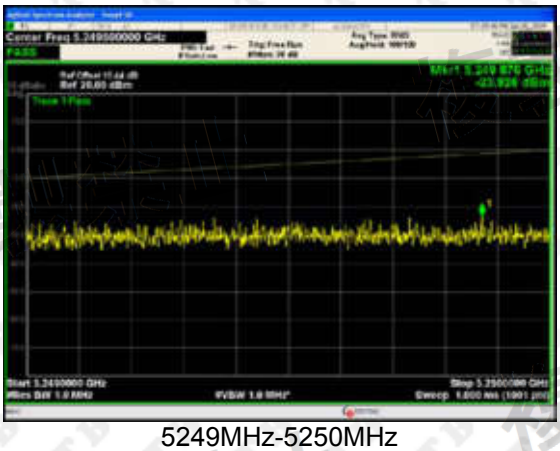

5249MHz-5250MHz

5350MHz-26000MHz

30MHz-5233.3MHz

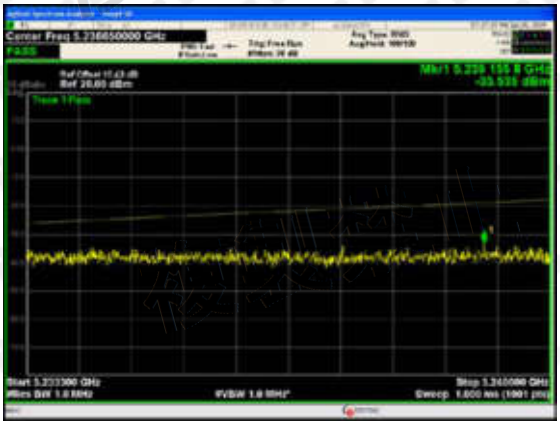

5233.3MHz-5240MHz

5320

5240MHz-5249MHz

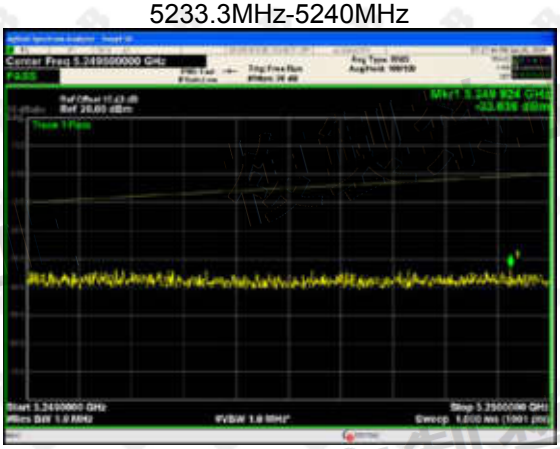

5249MHz-5250MHz

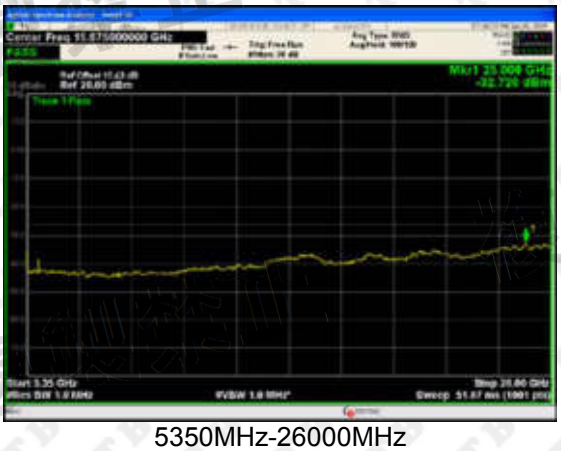

5350MHz-26000MHz

Channel (MHz)

W53:802.11n(HT40)

30MHz-5221.6MHz

5221.6MHz-5230MHz

5270

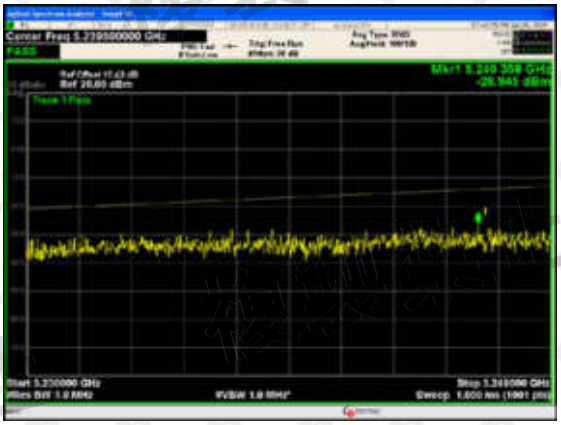

5230MHz-5249MHz

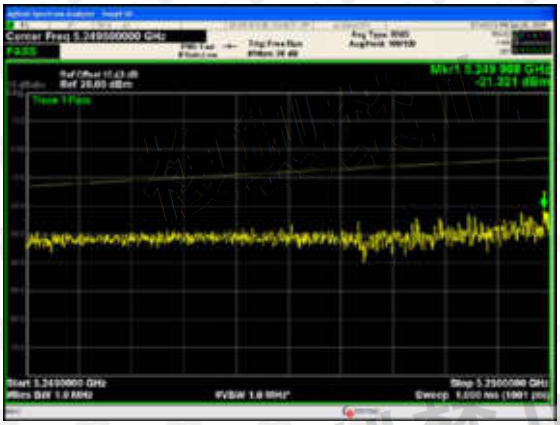

5249MHz-5250MHz

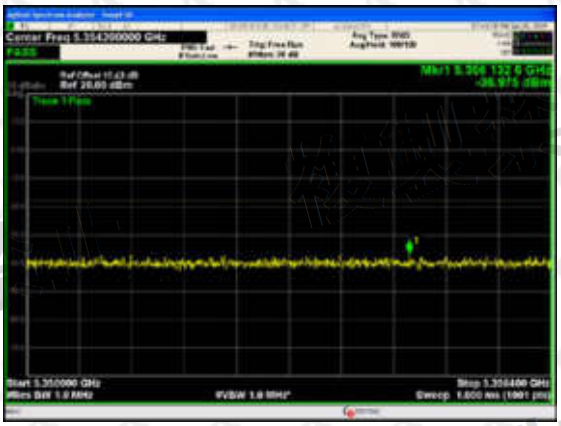

5350MHz-5358.4MHz

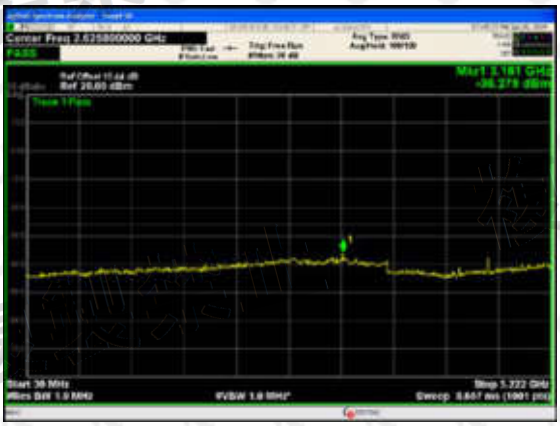

5358.4MHz-26000MHz

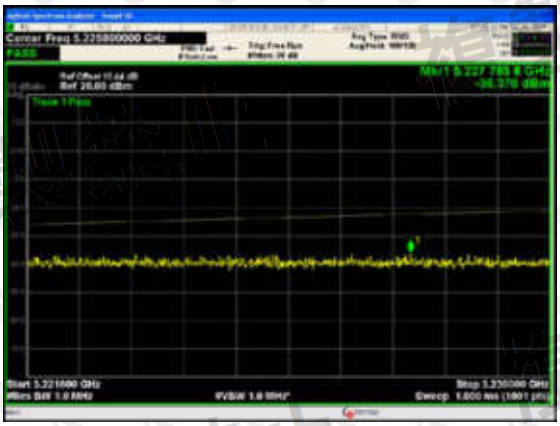

30MHz-5221.6MHz

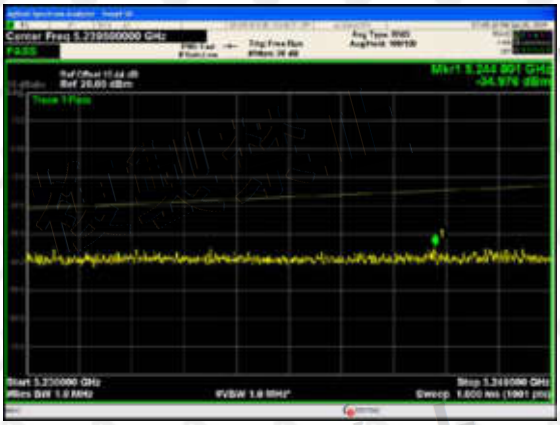

5221.6MHz-5230MHz

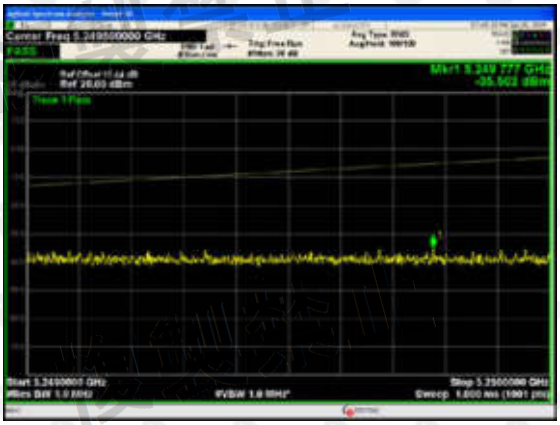

5310

5230MHz-5249MHz

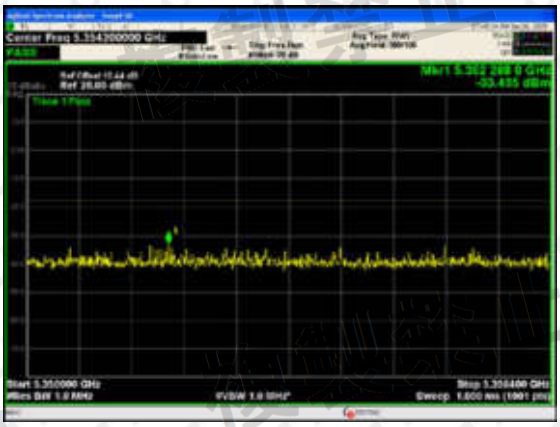

5249MHz-5250MHz

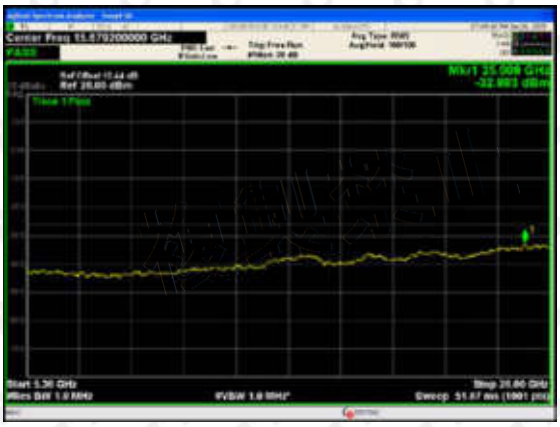

5350MHz-5358.4MHz

5358.4MHz-26000MHz

Channel (MHz)

W56:802.11a

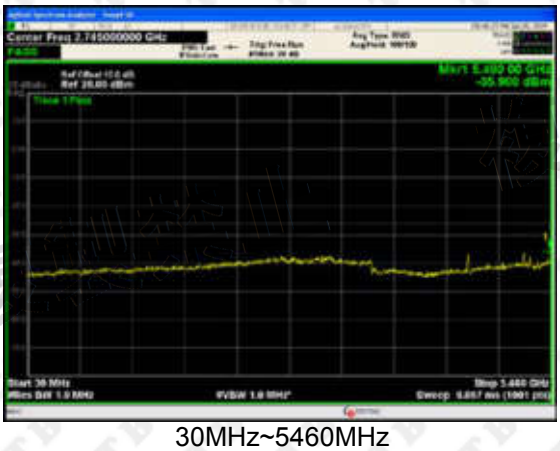

30MHz~5460MHz

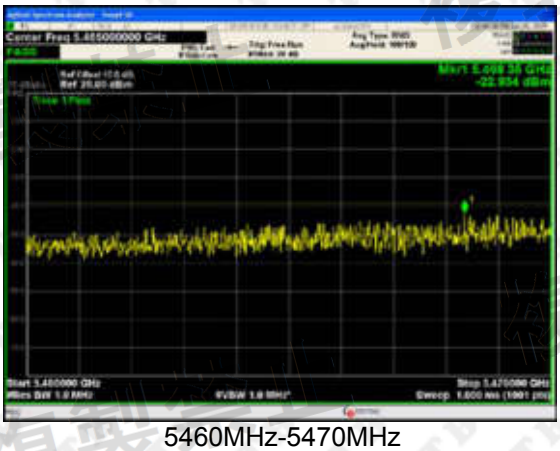

5460MHz-5470MHz

5500

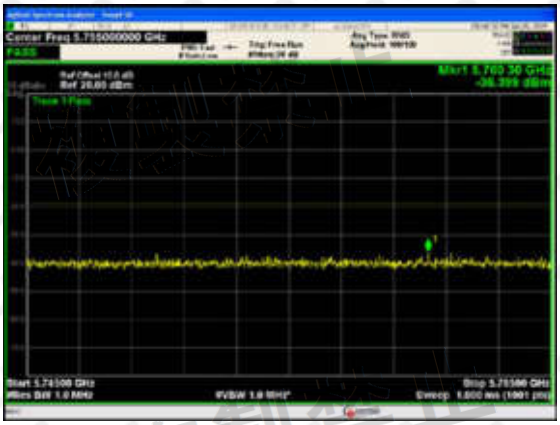

5745MHz-5765MHz

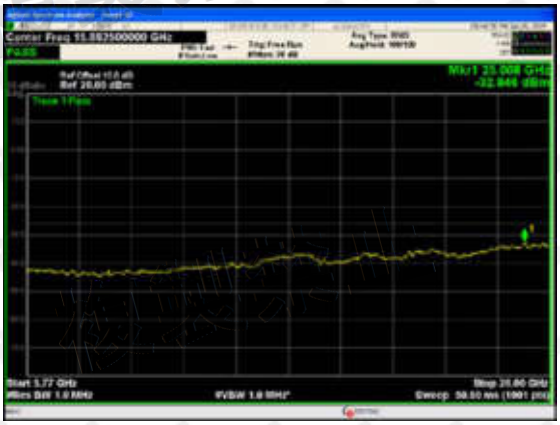

5765MHz-26000MHz

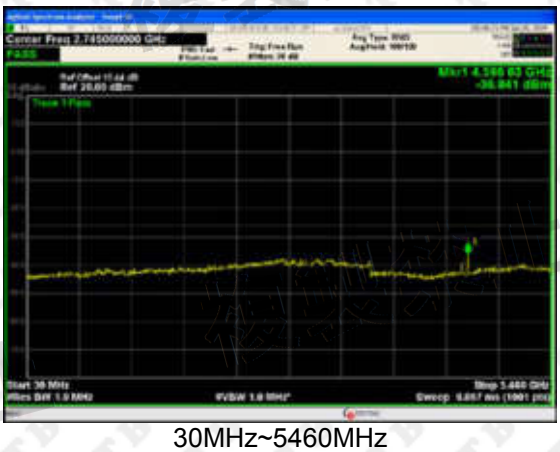

30MHz~5460MHz

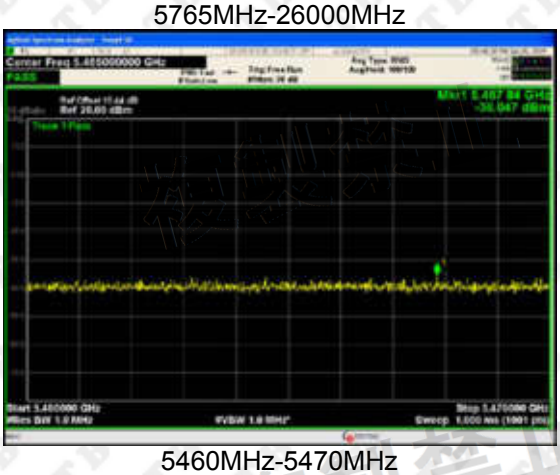

5460MHz-5470MHz

5580

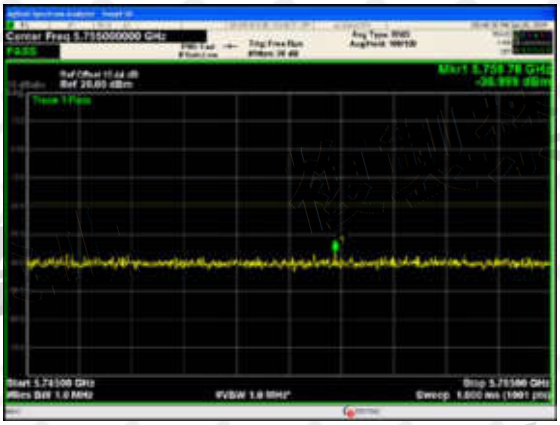

5745MHz-5765MHz

5765MHz-26000MHz

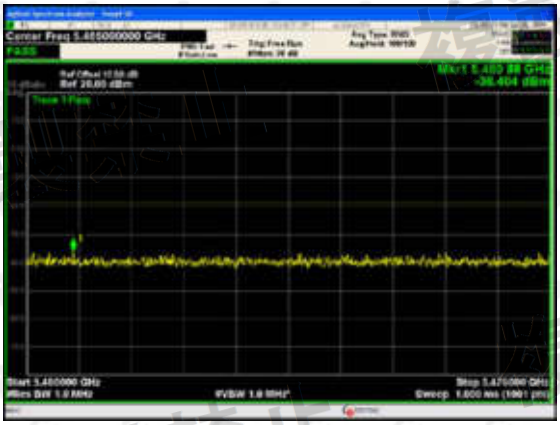

30MHz~5460MHz

5720

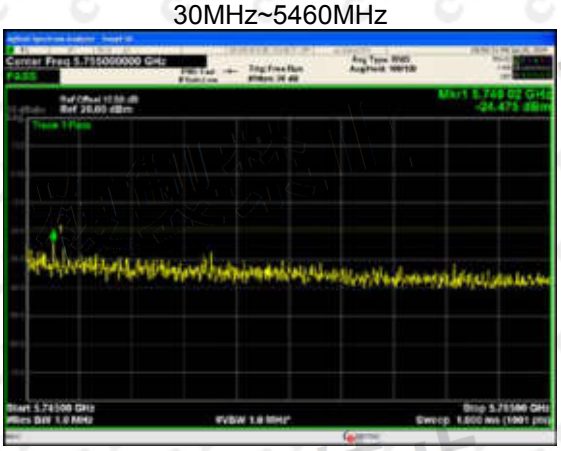

5460MHz-5470MHz

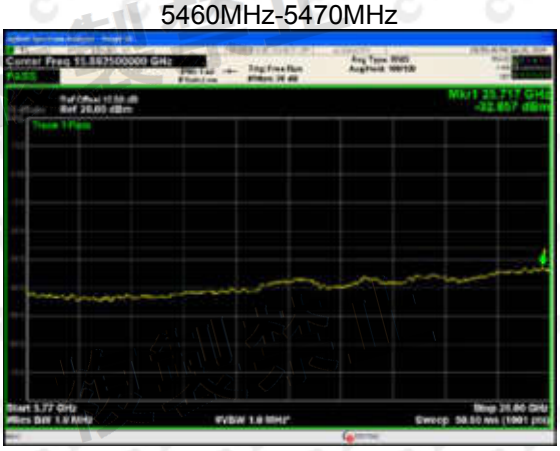

5745MHz-5765MHz

5765MHz-26000MHz

Channel (MHz)

W56:802.11ac(VHT20)

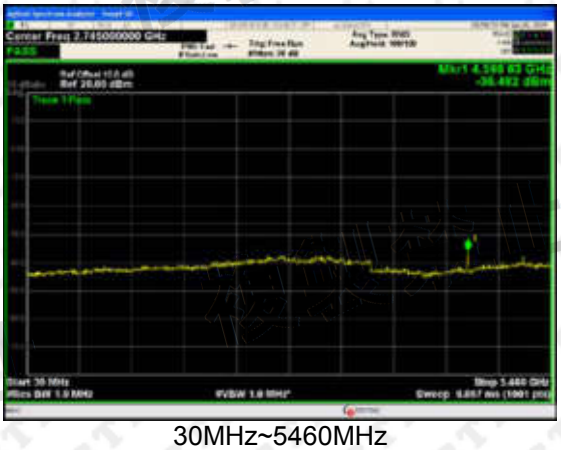

5500

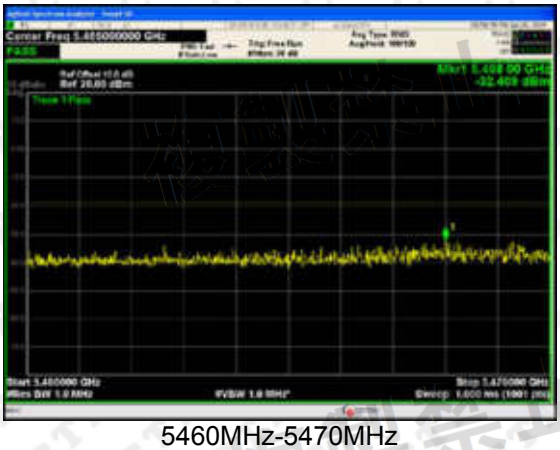

30MHz~5460MHz

5460MHz-5470MHz

5745MHz-5765MHz

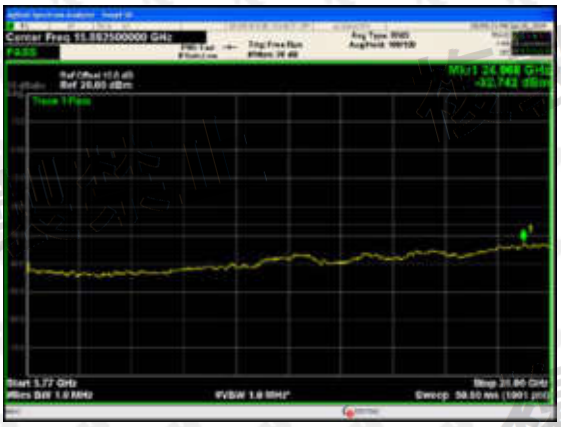

5765MHz-26000MHz

30MHz~5460MHz

5460MHz-5470MHz

5580

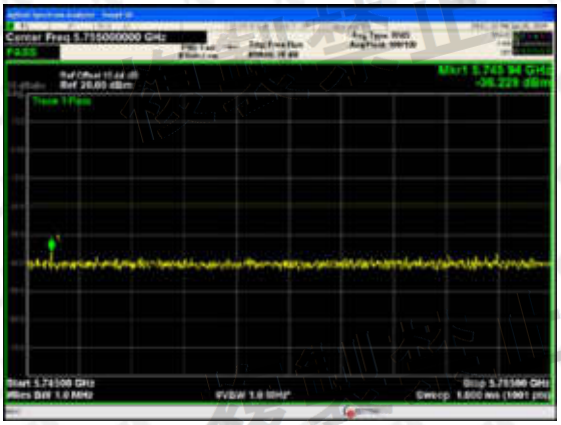

5745MHz-5765MHz

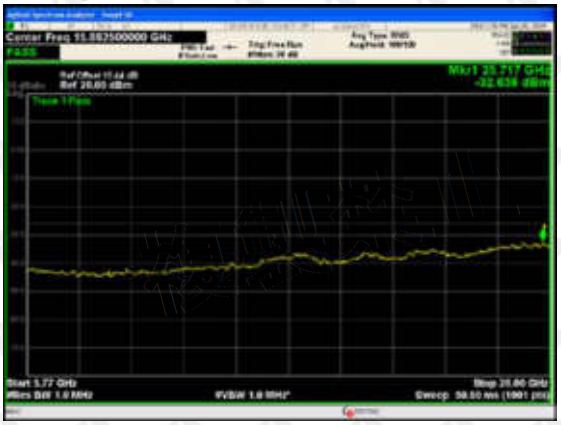

5765MHz-26000MHz

5720

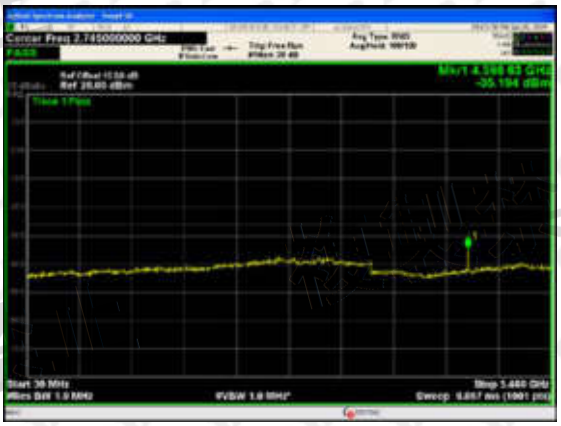

30MHz~5460MHz

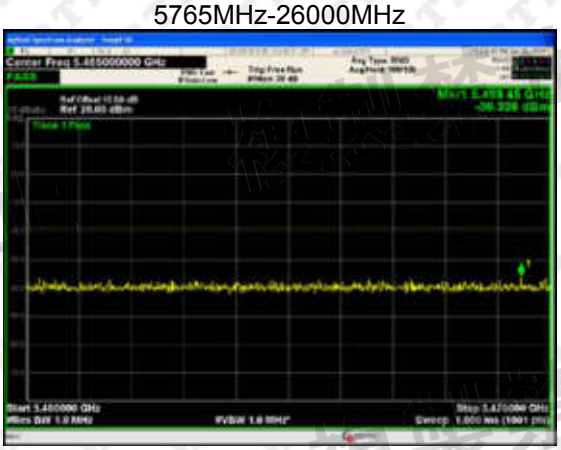

5460MHz-5470MHz

5745MHz-5765MHz

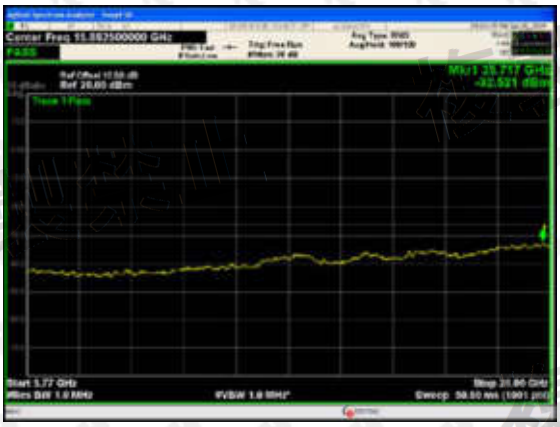

5765MHz-26000MHz

Channel(MHz) W56:802.11ac(VHT40)

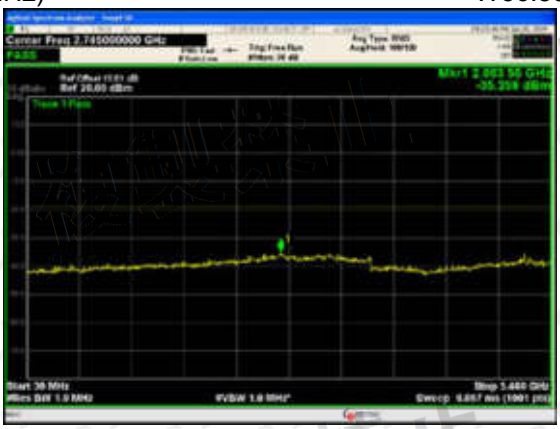

30MHz-5460MHz

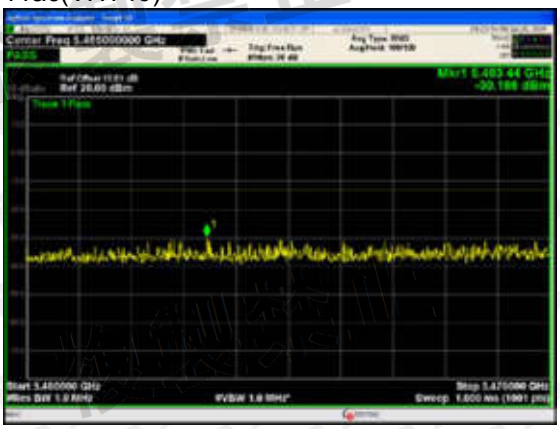

5460MHz-5470MHz

5510

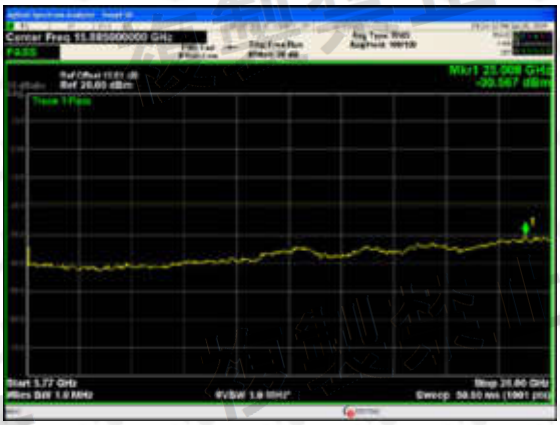

5770MHz-26000MHz

5710

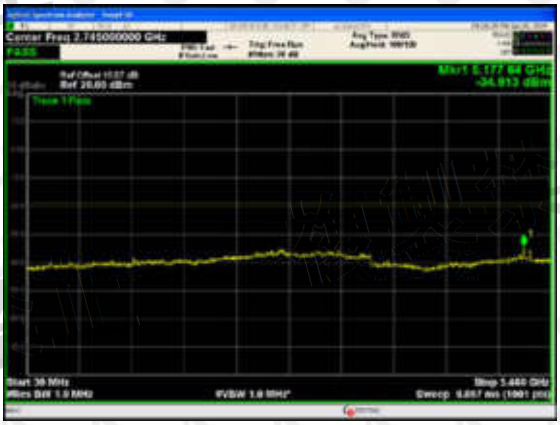

30MHz-5460MHz

5460MHz-5470MHz

5770MHz-26000MHz

Channel (MHz)

W56:802.11ax(HE20)

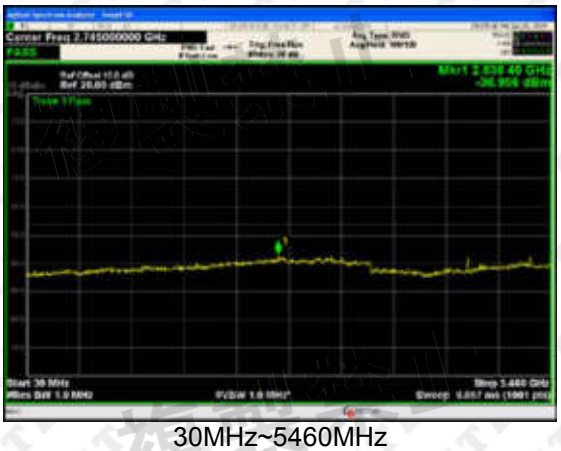

30MHz~5460MHz

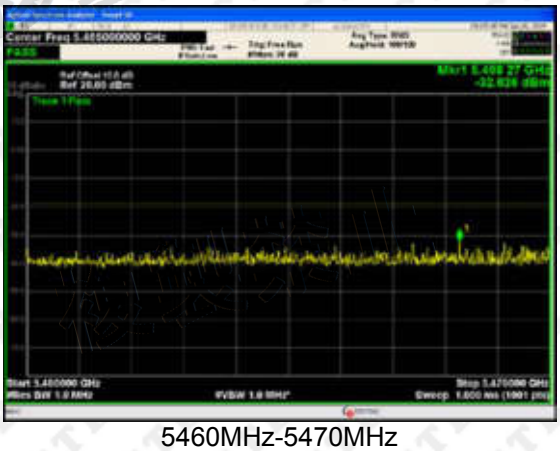

5460MHz-5470MHz

5500

5745MHz-5765MHz

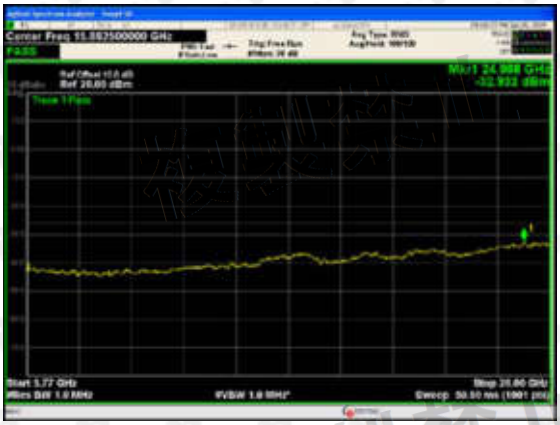

5765MHz-26000MHz

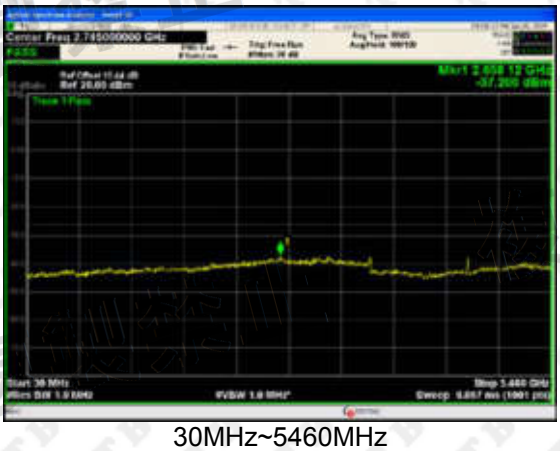

30MHz~5460MHz

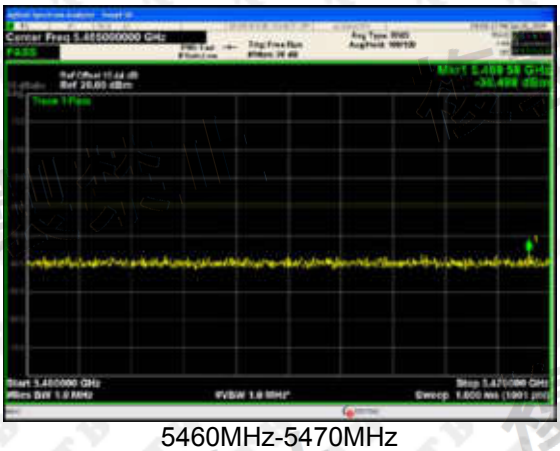

5460MHz-5470MHz

5580

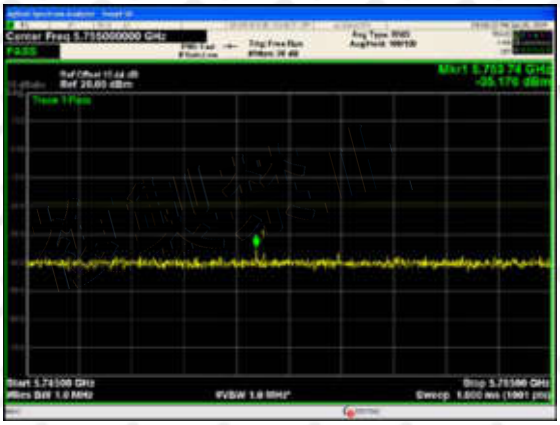

5745MHz-5765MHz

5765MHz-26000MHz

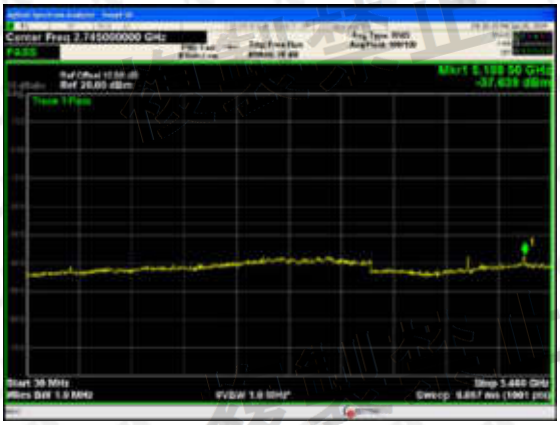

30MHz~5460MHz

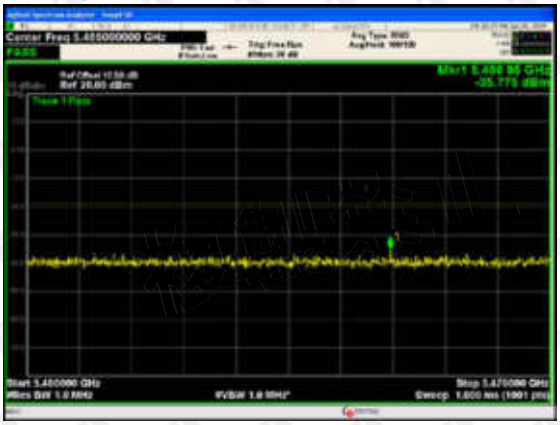

5460MHz-5470MHz

5720

5745MHz-5765MHz

5765MHz-26000MHz

Channel(MHz) W56:802.11ax(HE40)

5510

30MHz-5460MHz

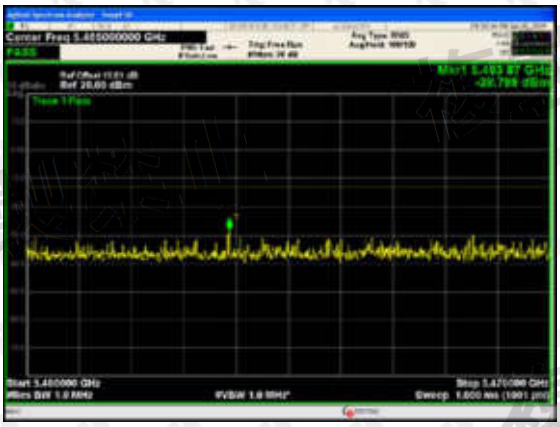

5460MHz-5470MHz

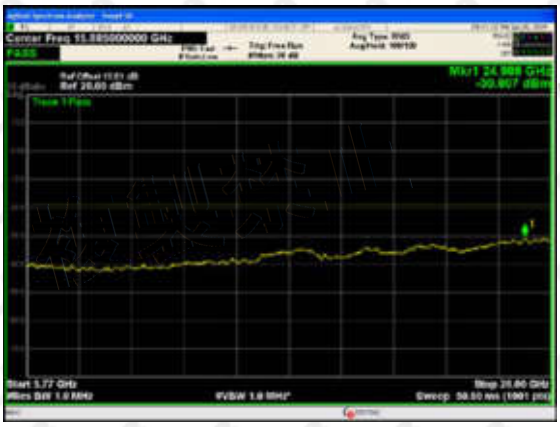

5770MHz-26000MHz

5710

30MHz-5460MHz

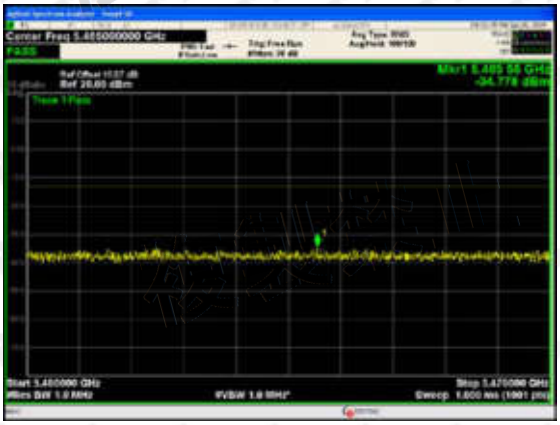

5460MHz-5470MHz

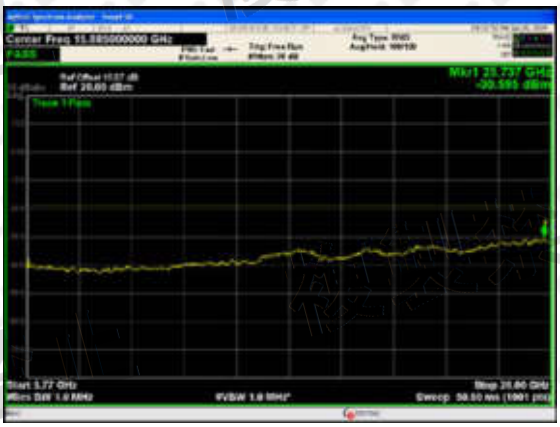

5770MHz-26000MHz

Channel W56:802.11n(HT20)

(MHz)

30MHz~5460MHz

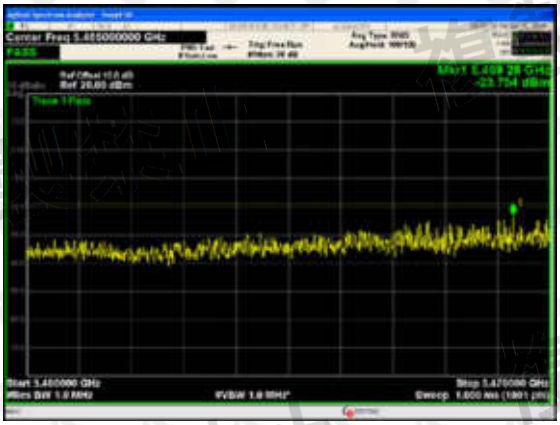

5460MHz-5470MHz

5500

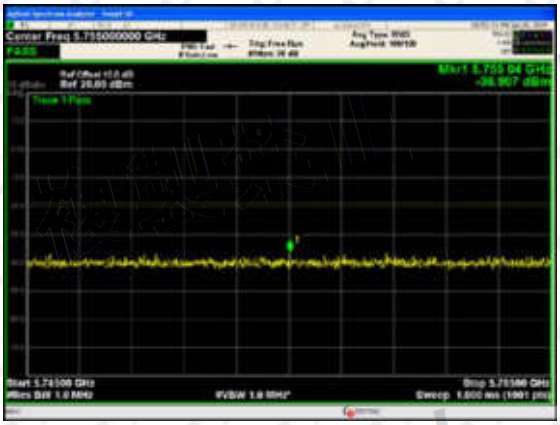

5745MHz-5765MHz

5765MHz-26000MHz

30MHz~5460MHz

5460MHz-5470MHz

5580

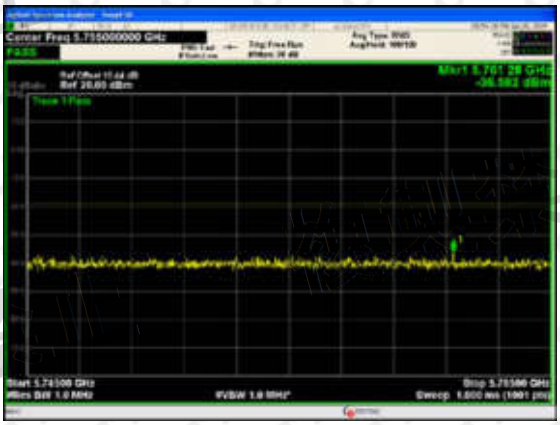

5745MHz-5765MHz

5765MHz-26000MHz

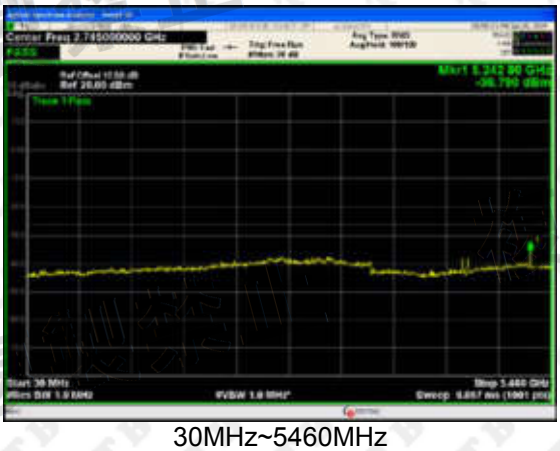

30MHz~5460MHz

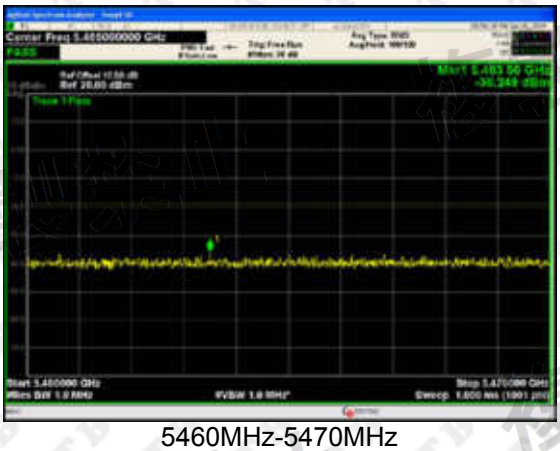

5460MHz-5470MHz

5720

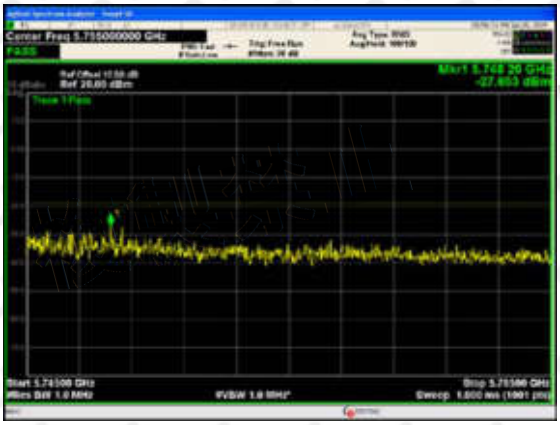

5745MHz-5765MHz

5765MHz-26000MHz

Channel(MHz) W56:802.11n(HT40)

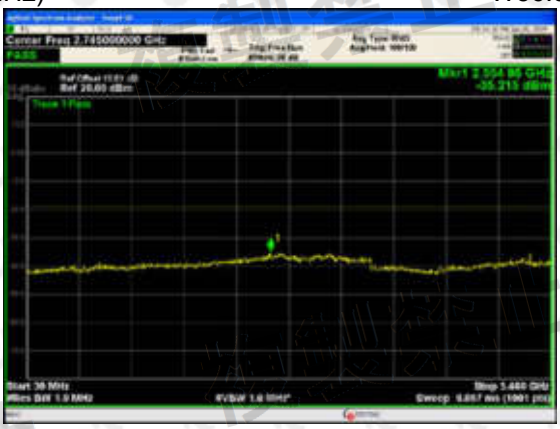

30MHz-5460MHz

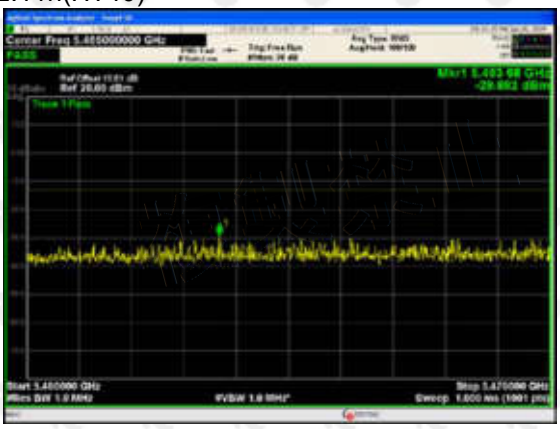

5460MHz-5470MHz

5510

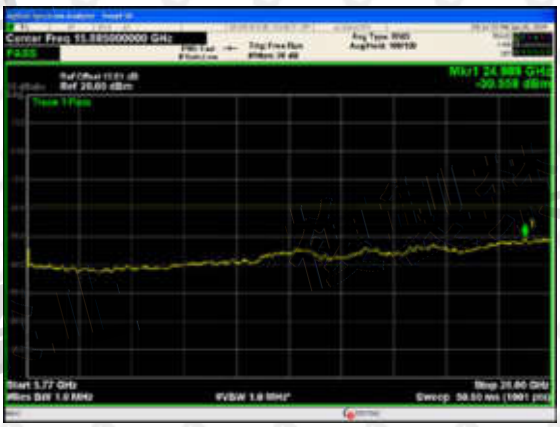

5770MHz-26000MHz

30MHz-5460MHz

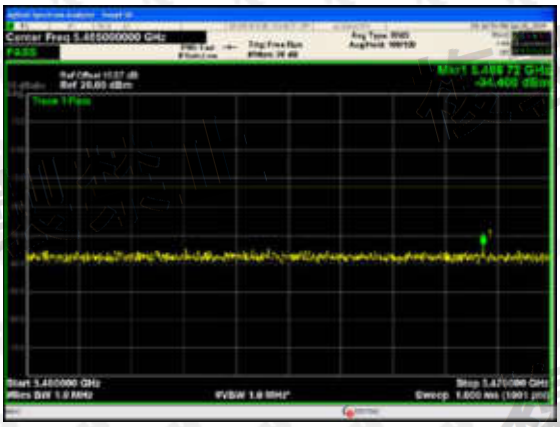

5460MHz-5470MHz

5710

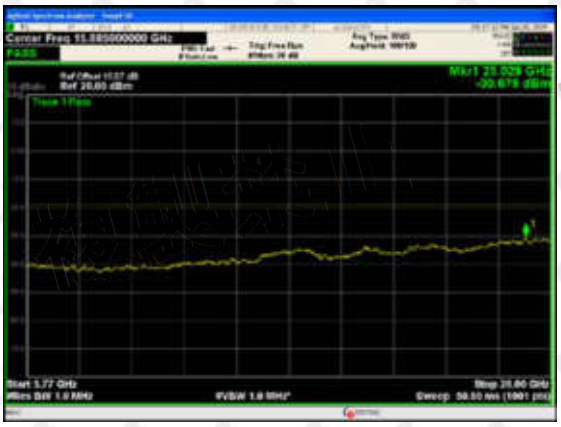

5770MHz-26000MHz

11. Interference Prevention Function

11.1 LIMIT

According to Item 19-3 of Article 2 Paragraph 1. The device shall have the function of automatic transmission or reception of identification code.

11.2 TEST PROCEDURE

1. Set the EUT in the usual operation condition
2. The radio equipment with automatic transmitting function of identification code
A. Transmit the assigned identification code from the radio equipment.
B. Confirm the identification code received by the demodulator.
3. The radio equipment with automatic receiving function of identification code
A. Transmit the assigned identification code from the opposite equipment.
B. Confirm that the usual communication is available.
C. Transmit the identification code distinct from the assigned one from the opposite equipment.
D. Confirm that the radio equipment is stopped or an indication is displayed as the identification code is different.
4. The identification function shall be recorded with “Good” or “No”.

11.3 TEST SETUP LAYOUT

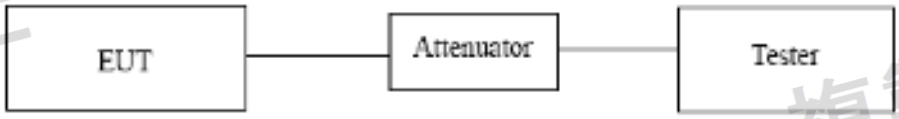

11.4 TEST RESULT

Transmitter:
The transmitting mode (the identification code is more than 48 bits) of EUT is on normal operating, the interference prevention function is good.

Receiver:
The transmitting mode of EUT is on normal operating, the interference prevention function is good.

MAC: 9C:A5:25:BA:87:F7

12. Carrier sense capability

12.1 LIMIT

According to ORRE, art 49.20. The device shall have the carrier sensing function.

12.2 TEST PROCEDURE

1. SG adjust the frequency as same as the EUT transmitted signal, unmodulation, power level 0dBm, Then turn off the RF signal
2. EUT have transmitted the maximum modulation signal and fixed channel
3. Setting of the SA following as RBW/VBW: 1/3MHz SPAN: 50MHz Sweep time: Auto continue PK
4. SG Signal on EUT shall be stop the transmitted, Then turn off the SG, The EUT shall be continuous transmitted signal.

12.3 TEST SETUP BLOCK DIAGRAM

(1) Test performed with the radio equipment to be tested only

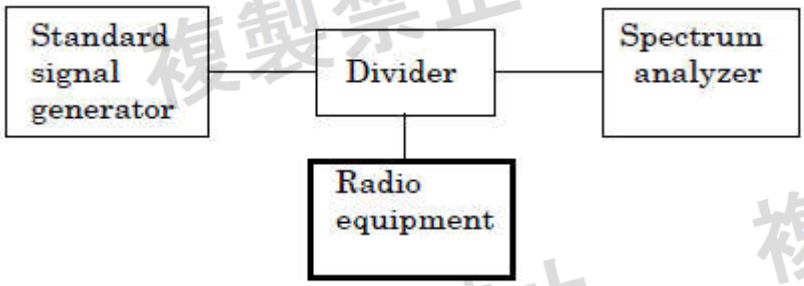

(2) Test performed using the external radio equipment

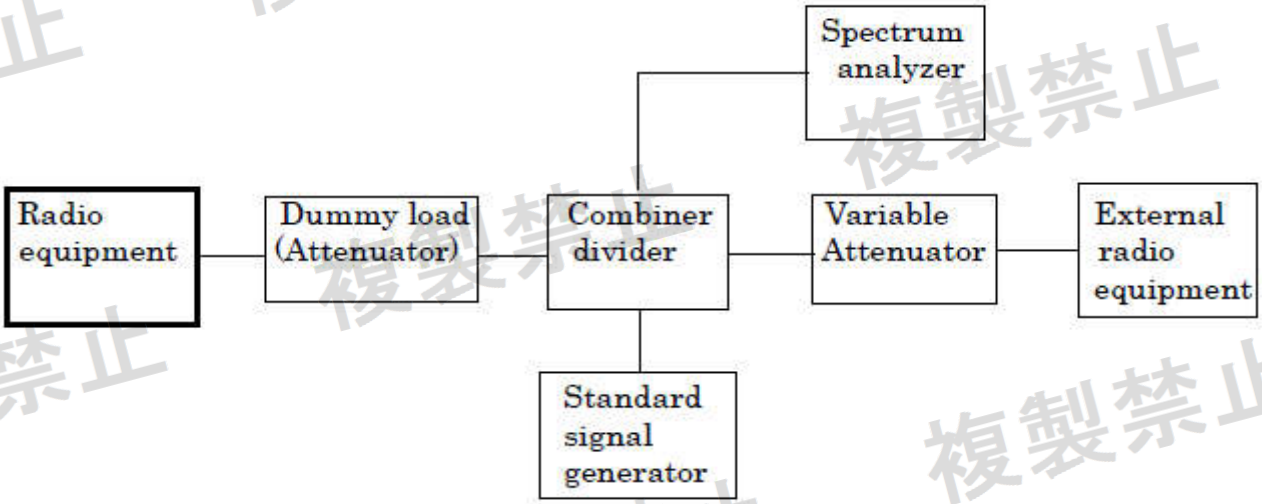

12.4 TEST RESULT

EUT Stop RF transmission signal after carrier inject to EUT. Stop carrier inject, EUT will transmitting normal.)

13. Construction Protection Confirmation

13.1 Requirement

The high-frequency section and modulation section of the radio equipment except for the antenna system shall not be capable of being opened easily

13.2 Confirmation method

☐	Sealed with special screws.
☐	Plastic chassis is being welded using ultrasonic wavs.
☐	Chassis is glued using a special adhesive.
☐	Metal covers are spot-fused.
☐	Cover is specially interlocked.
☐	RF and Modulation components are covered with shielding case and this shielding case is soldered.
☐	Shield case is welded ant RF and modulations parts, and ID-ROM is welded using BGA Method.
☐	Shield case is welded ant RF and modulations parts, and ID-ROM is glued at its lead with a special adhesive.
☐	Shield case is welded ant RF and modulations parts, and ID-ROM is glued with a non-transparent laminating agent.
☒	Other: All RF and modulation section packet in one IC, and IC is welded using BGA Method, and RF module is welded on the main board, end-User can't open it easily.

13.3 The photos of construction protection

The red circle is welding point.



.

14.Transmission Burst Length

14.1 LIMIT

8ms or less

14.2 TEST PROCEDURE

Enable EUT under transmission mode and connected it to the spectrum analyzer through antenna output port as the block diagram show in TEST CONFIGURATION
Use Spectrum's ACP measurement function and set spectrum analyzer as fellow:
Spectrum Condition:
(1) Frequency: test frequency
(2) Span: 0Hz, RBW: 1MHz, VBW: 3MHz, Sweep time: Auto, Sweep mode: single
(3) Detector mode: Peak, Indication mode: Max hold

14.3 TEST SETUP BLOCK DIAGRAM

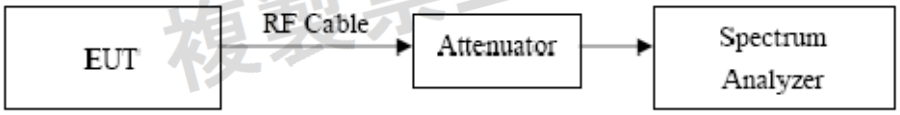

14.4 TEST RESULT

W52

Normal Voltage			
Mode	Channel (MHz)	Read Level(ms)	Limit (ms)
802.11a	LCH	0.174	8ms or less
	MCH	0.174	
	HCH	0.174	
802.11ac(VHT20)	LCH	0.146	
	MCH	0.145	
	HCH	0.146	
802.11ac(VHT40)	LCH	0.09	
	MCH	/	
	HCH	0.091	
802.11n(HT20)	LCH	0.162	
	MCH	0.162	
	HCH	0.162	
802.11n(HT40)	LCH	0.098	
	MCH	/	
	HCH	0.098	
802.11ax(HE20)	LCH	0.146	
	MCH	0.146	
	HCH	0.146	
802.11ax(HE40)	LCH	0.09	
	MCH	/	
	HCH	0.09	

W53

Normal Voltage			
Mode	Channel (MHz)	Read Level(ms)	Limit (ms)
802.11a	LCH	0.2770	8ms or less
	MCH	0.2770	
	HCH	0.2770	
802.11ac(VHT20)	LCH	0.2660	
	MCH	0.2660	
	HCH	0.2660	
802.11ac(VHT40)	LCH	0.2930	
	MCH	/	
	HCH	0.2930	
802.11ax(HE20)	LCH	0.2660	
	MCH	0.2660	
	HCH	0.2660	
802.11ax(HE40)	LCH	0.2930	
	MCH	/	
	HCH	0.2940	
802.11n(HT20)	LCH	0.2930	
	MCH	0.2920	
	HCH	0.2930	
802.11n(HT40)	LCH	0.2930	
	MCH	/	
	HCH	0.2930	

W56

Normal Voltage			
Mode	Channel (MHz)	Read Level(ms)	Limit (ms)
802.11a	LCH	0.277	8ms or less
	MCH	0.277	
	HCH	0.277	
802.11ac(VHT20)	LCH	0.266	
	MCH	0.266	
	HCH	0.266	
802.11ac(VHT40)	LCH	0.293	
	MCH	/	
	HCH	0.633	
802.11ax(HE20)	LCH	0.266	
	MCH	0.266	
	HCH	0.266	
802.11ax(HE40)	LCH	0.294	
	MCH	/	
	HCH	0.293	
802.11n(HT20)	LCH	0.293	
	MCH	0.293	
	HCH	0.293	
802.11n(HT40)	LCH	0.293	
	MCH	/	
	HCH	0.633	

Test graph

Channel(MHz)	W52:802.11a
5180	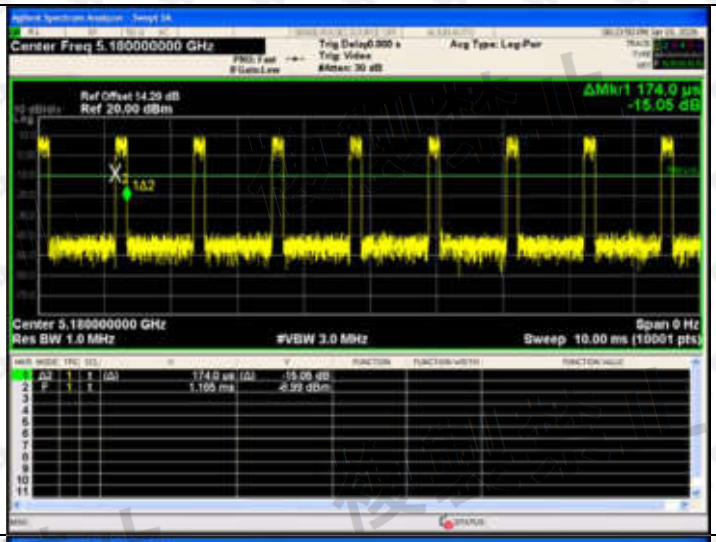
5200	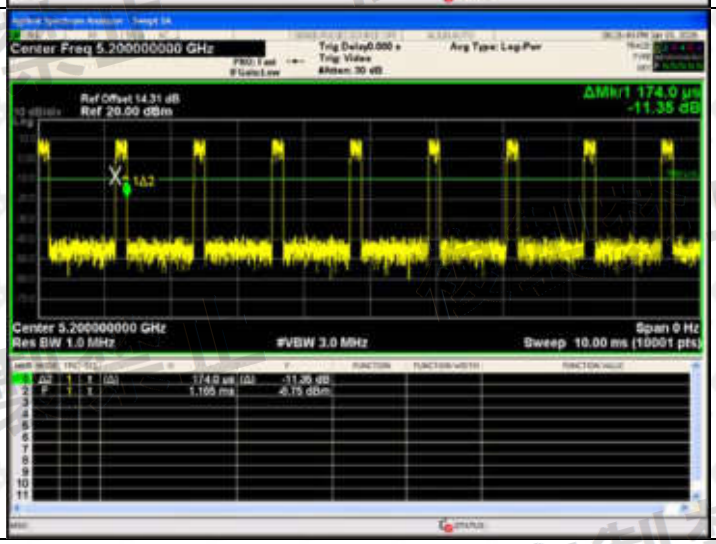
5240	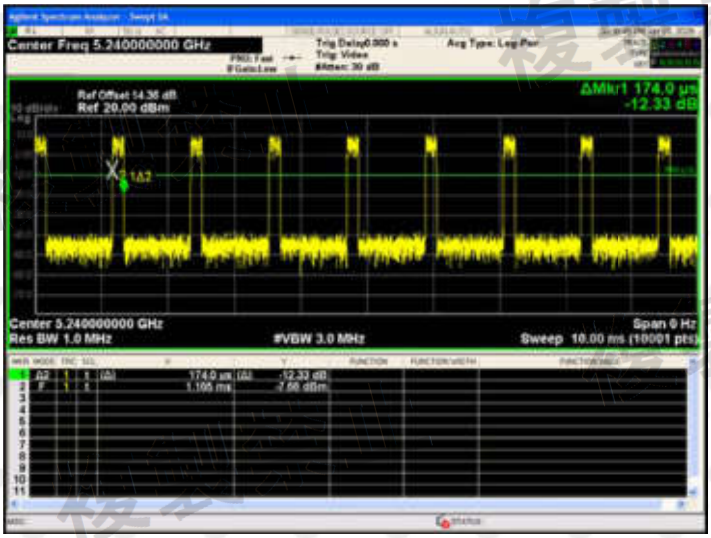

Channel(MHz)	W52:802.11ac(VHT20)
5180	
5200	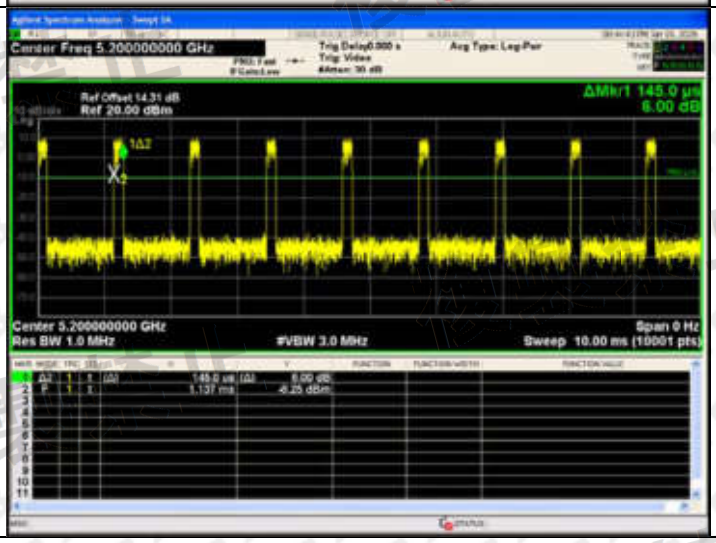
5240	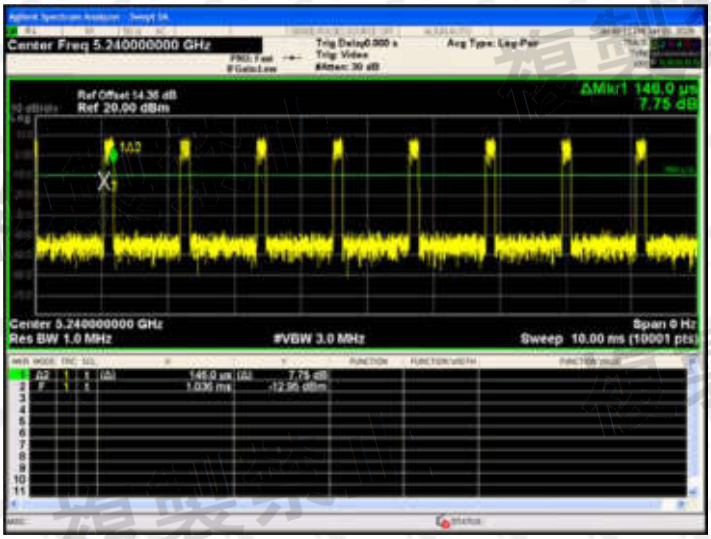

Channel(MHz)	W52:802.11ac(VHT40)	
5190		
5230	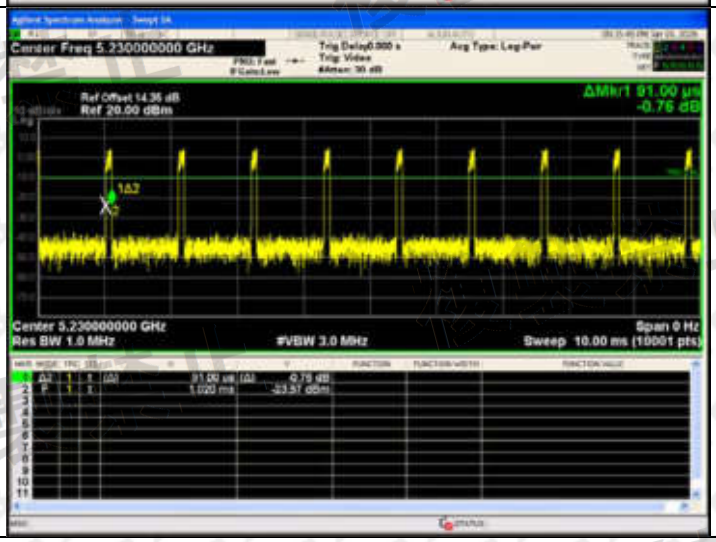	

Channel(MHz)	W52:802.11n(HT20)
5180	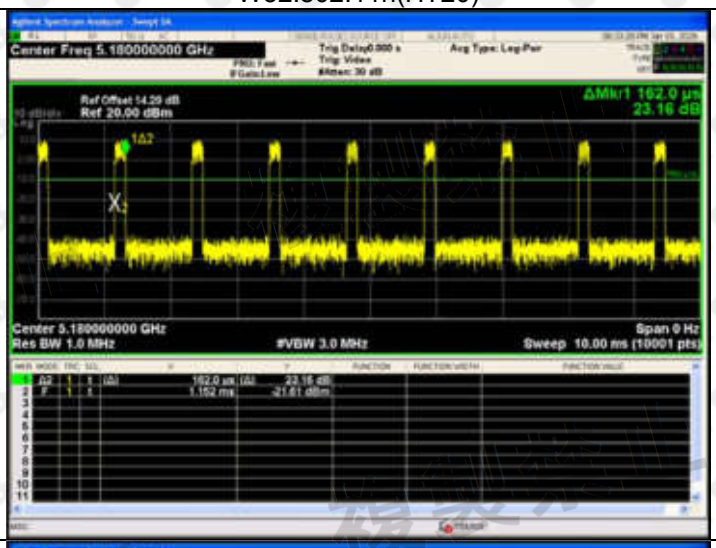
5200	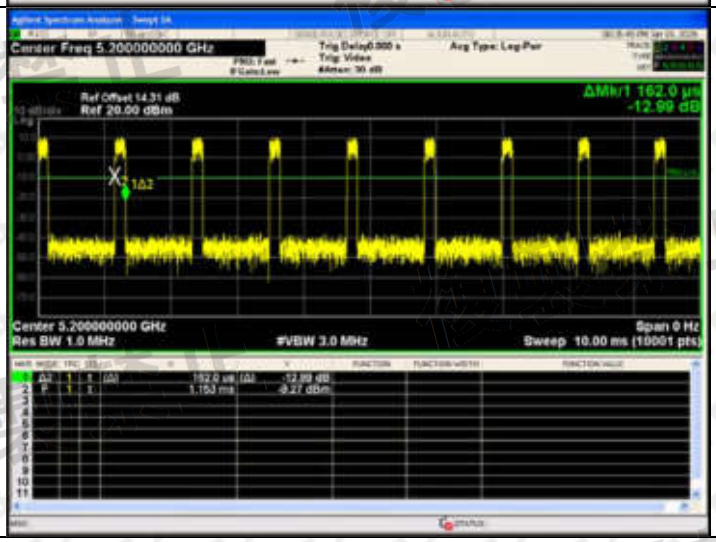
5240	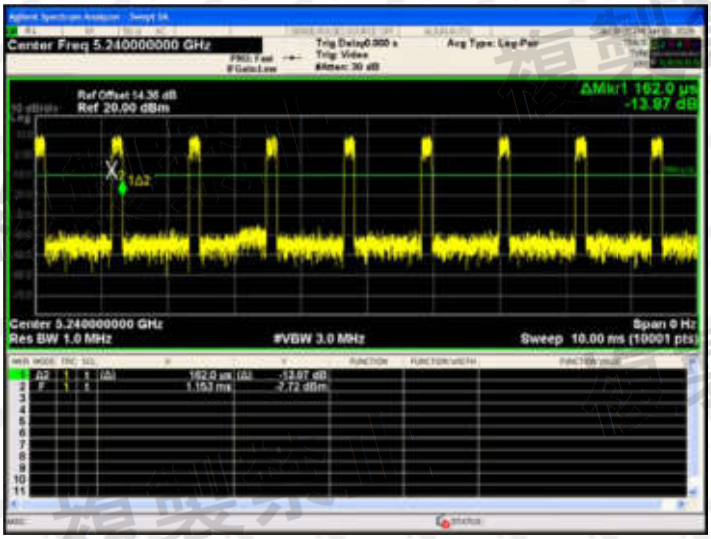

Channel(MHz)	W52:802.11n(HT40)
5190	
5230	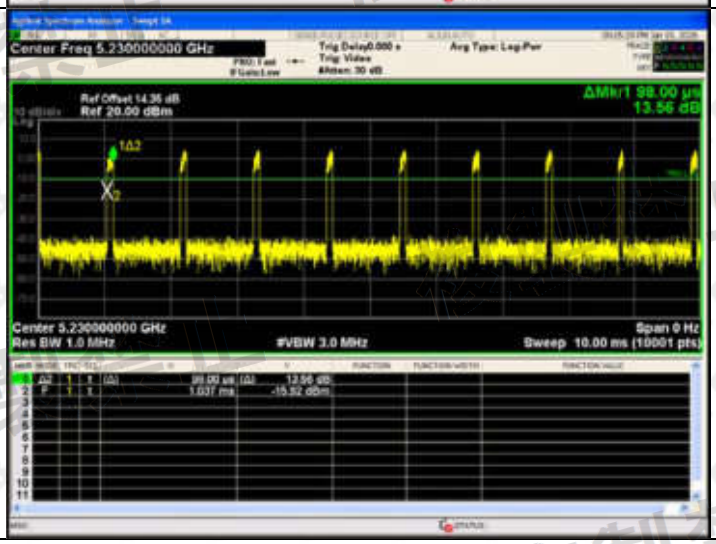

Channel(MHz)	W52:802.11ax(HE20)
5180	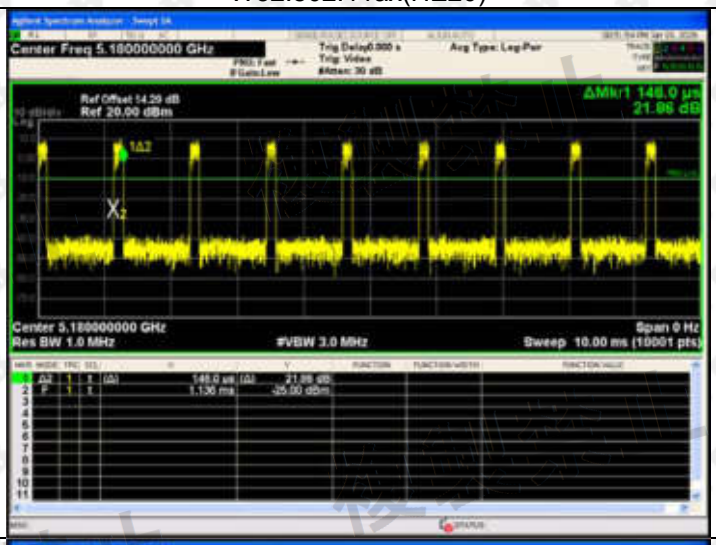
5200	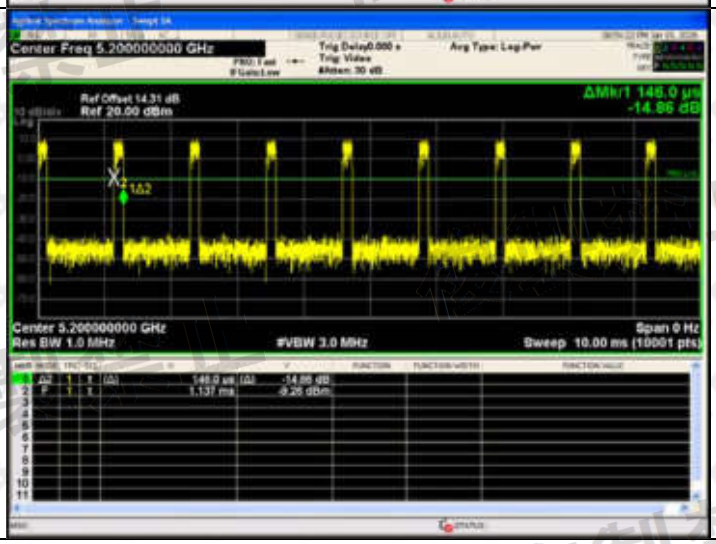
5240	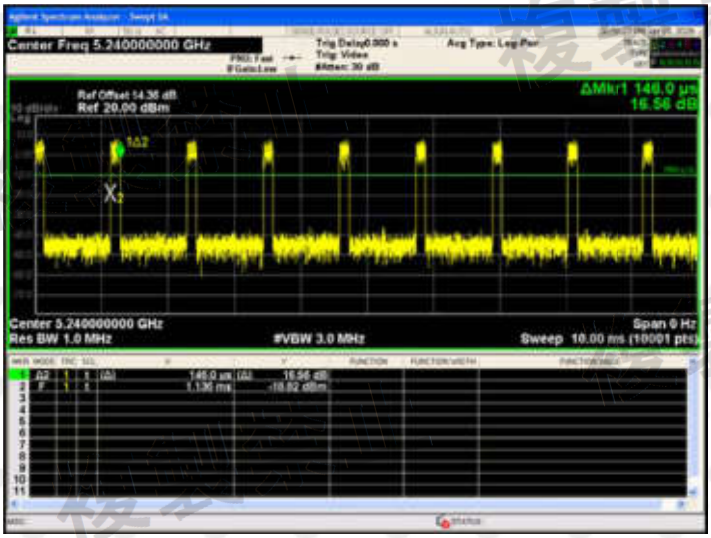

Channel(MHz)	W52:802.11ax(HE40)
5190	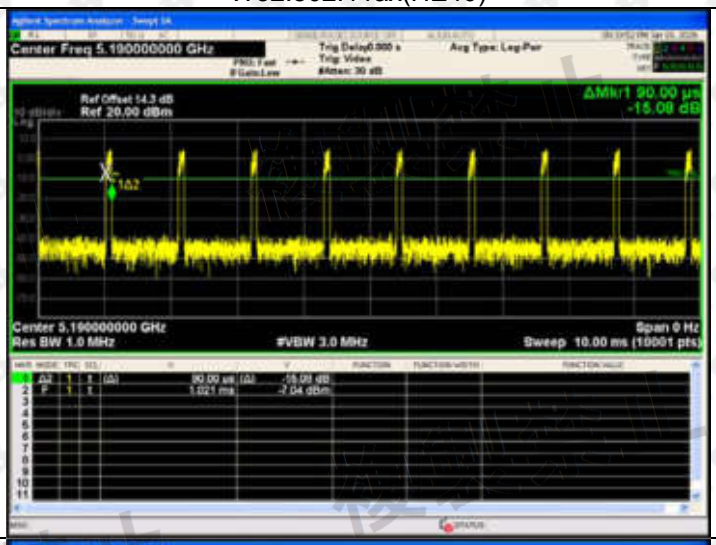
5230	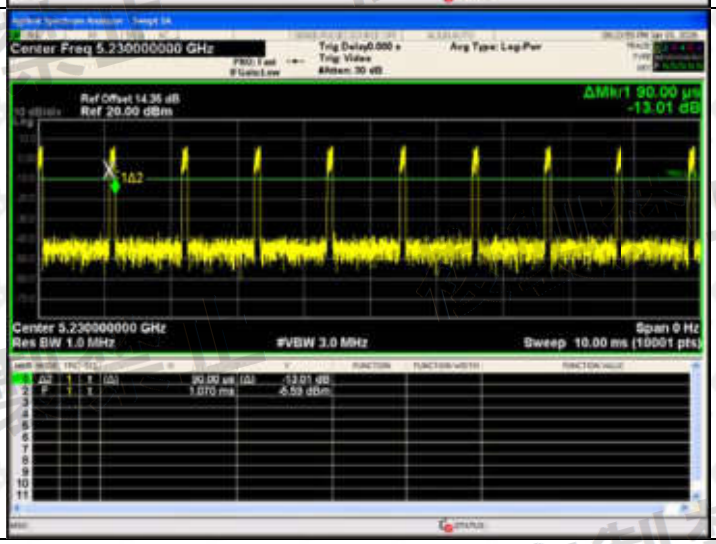

Channel(MHz) W53:802.11a

5260

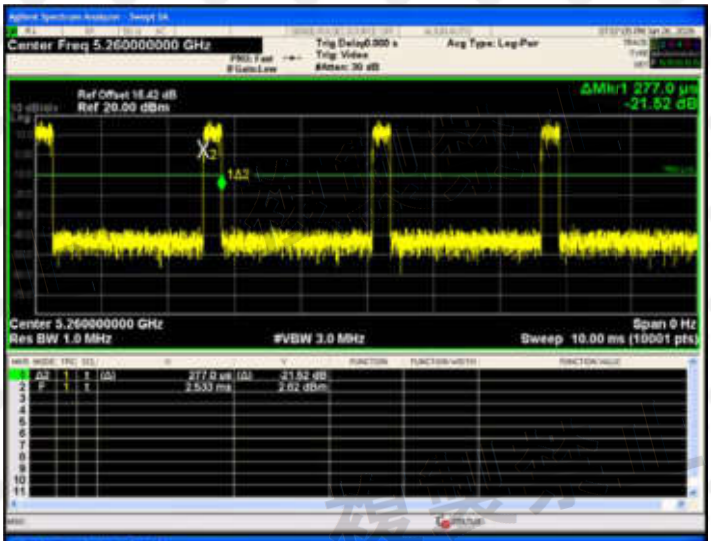

5280

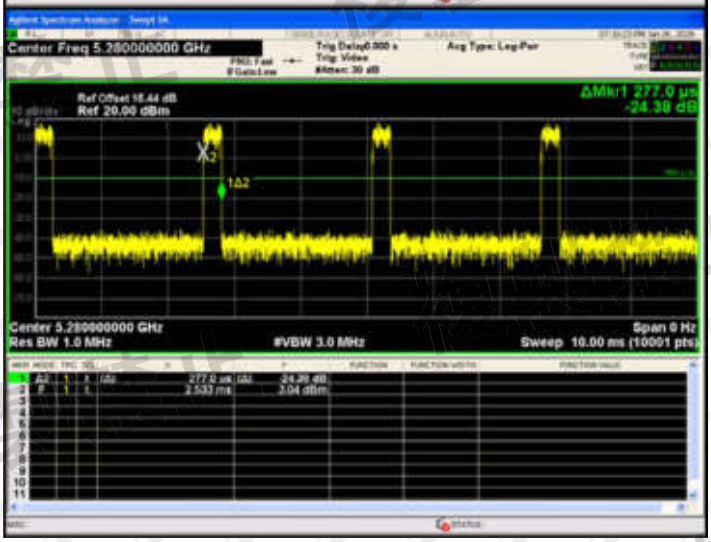

5320

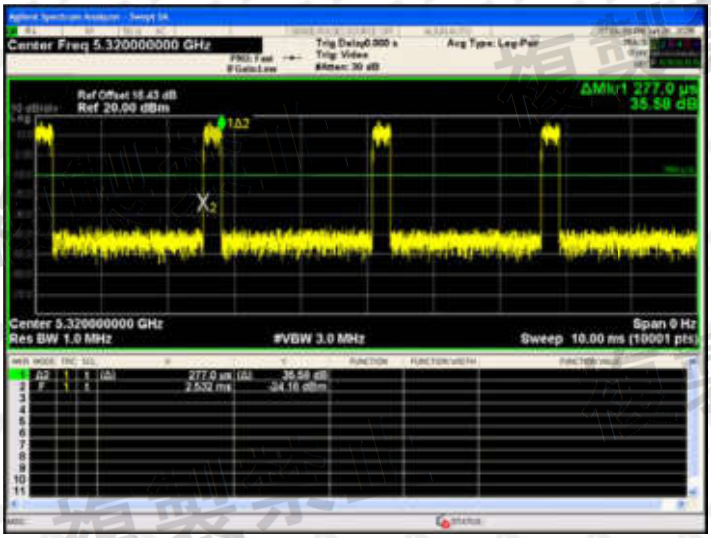

Channel(MHz)	W53:802.11ac(VHT20)
5260	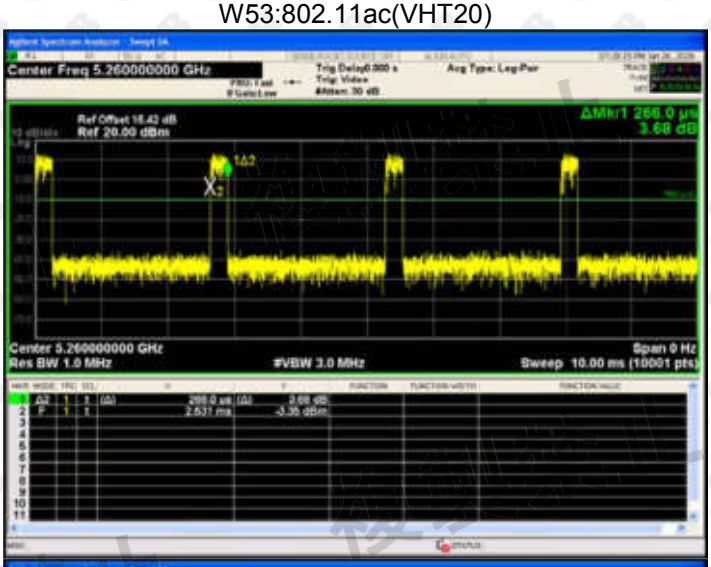
5280	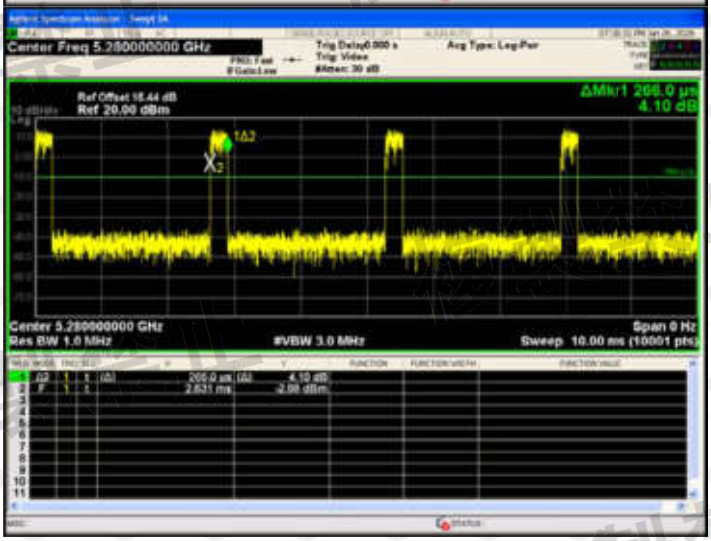
5320	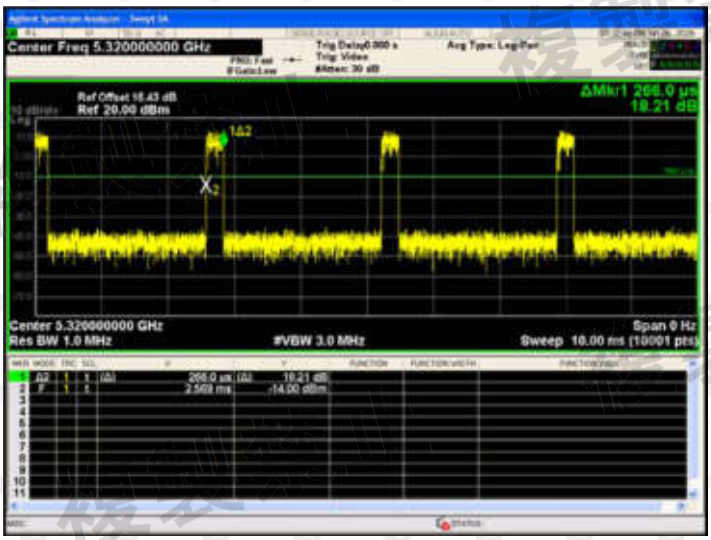

Channel(MHz)	W53:802.11ac(VHT40)
5270	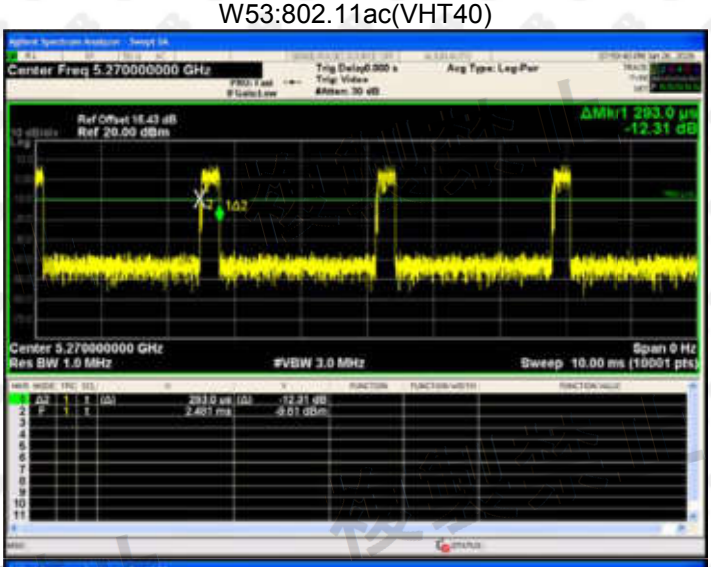
5310	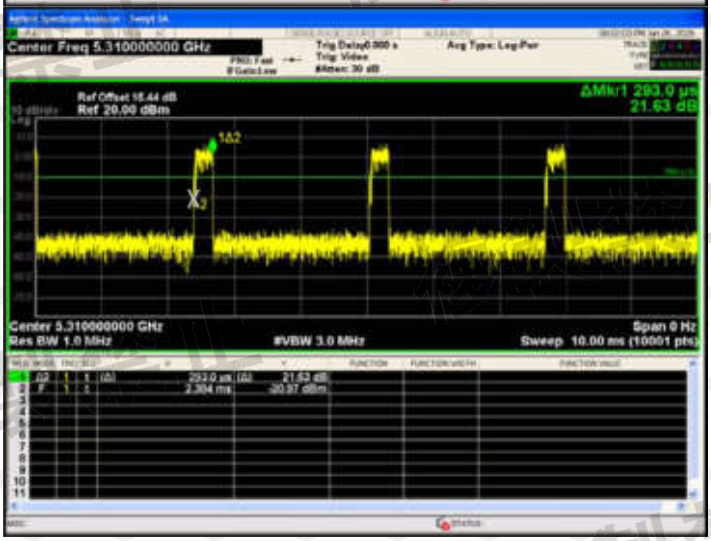

Channel(MHz)	W53:802.11ax(HE20)
5260	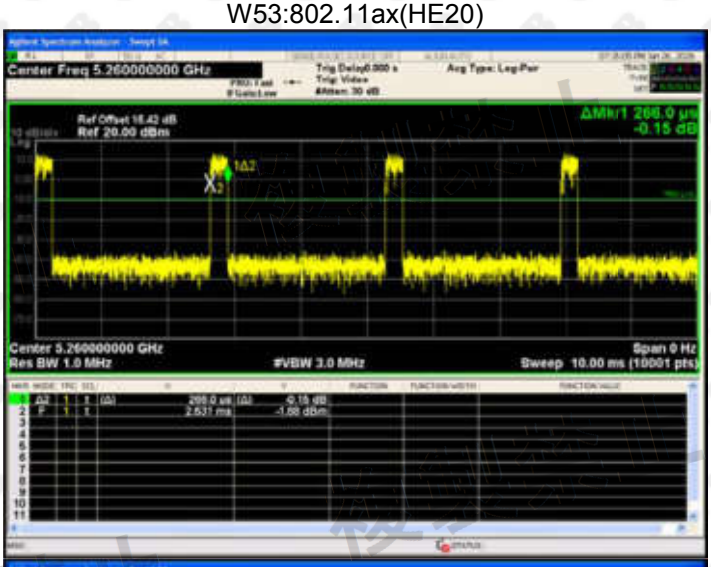
5280	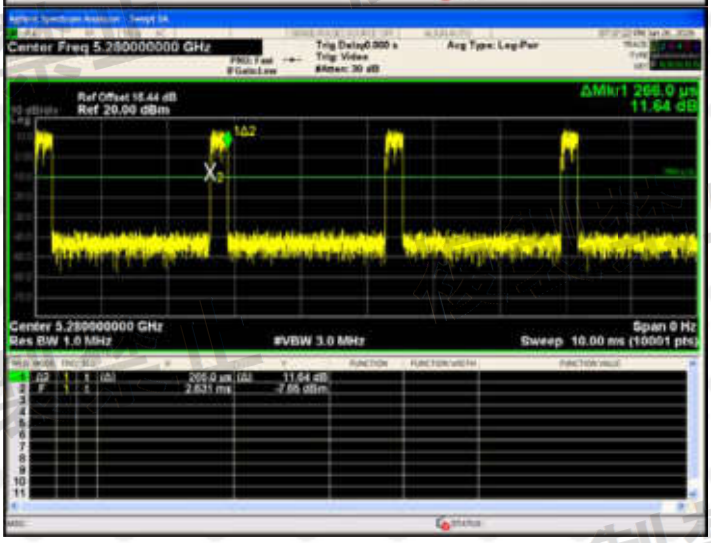
5320	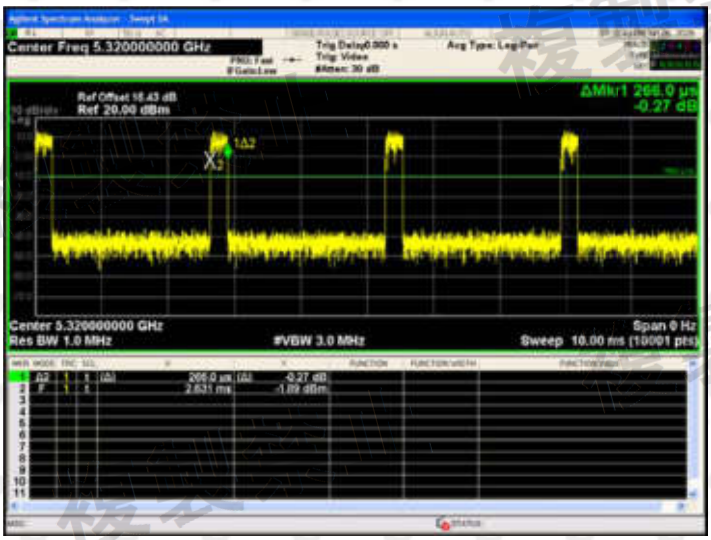

Channel(MHz) W53:802.11ax(HE40)

5270

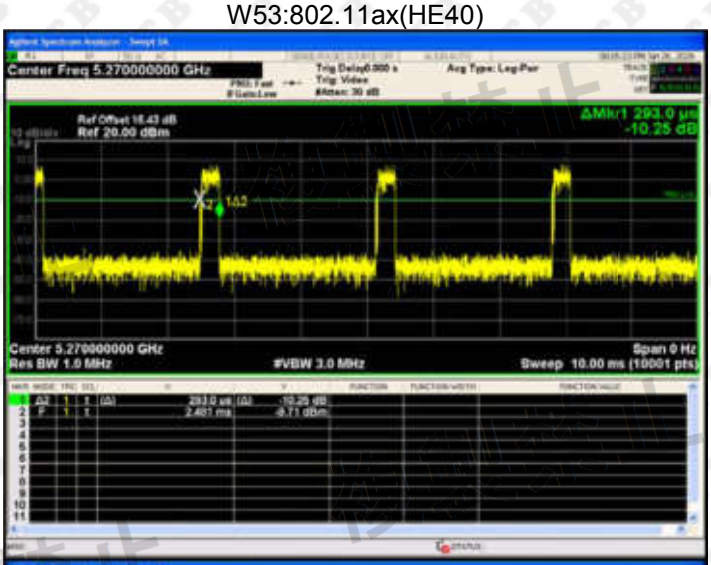

5310

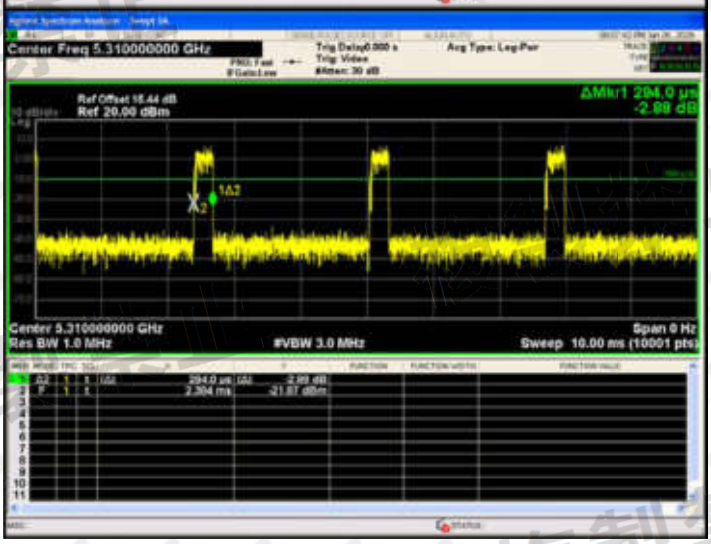

Channel(MHz)	W53:802.11n(HT20)
5260	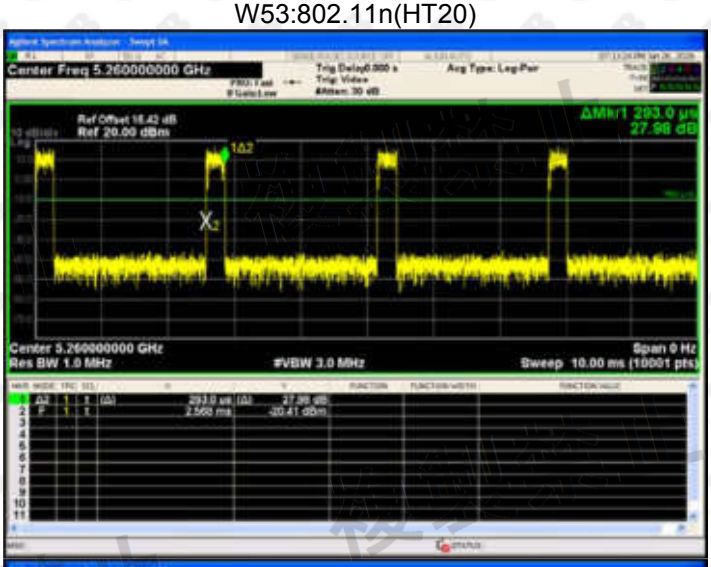
5280	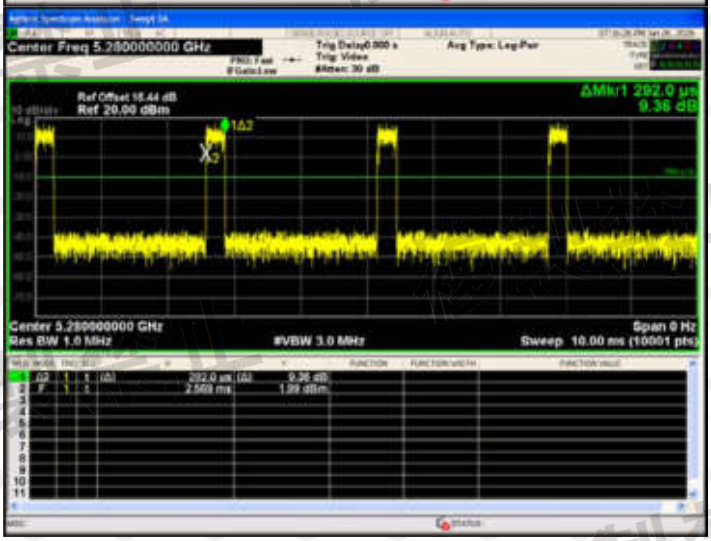
5320	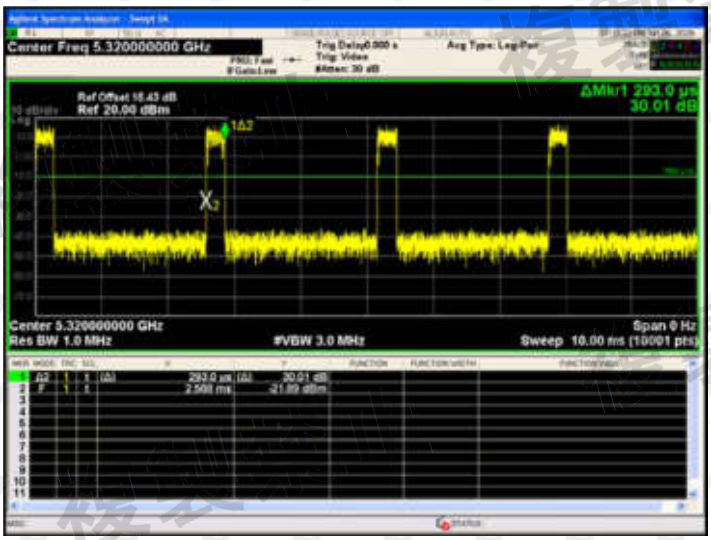

Channel(MHz)	W53:802.11n(HT40)
5270	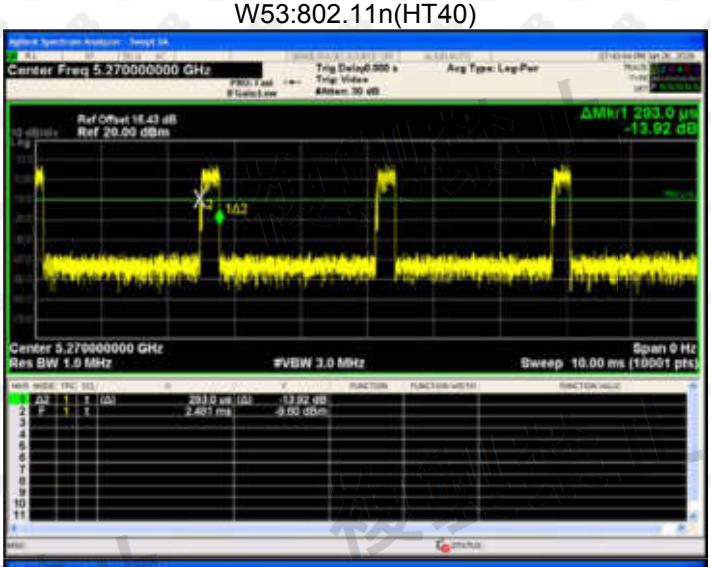
5310	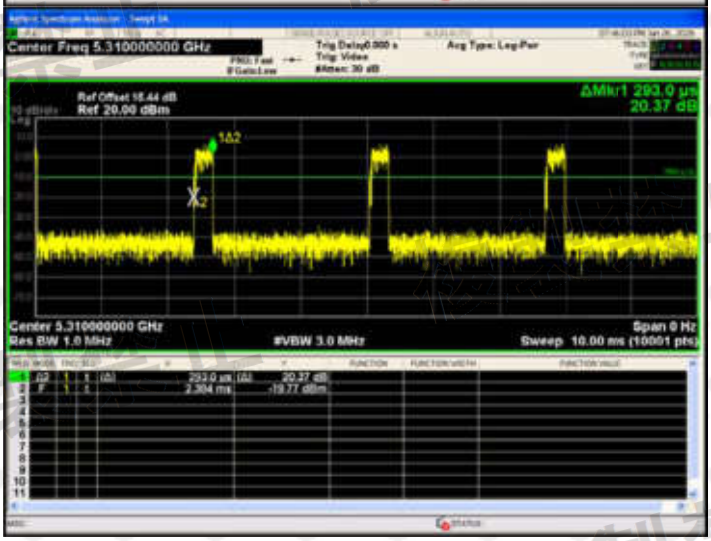

Channel(MHz)	W56:802.11a
5500	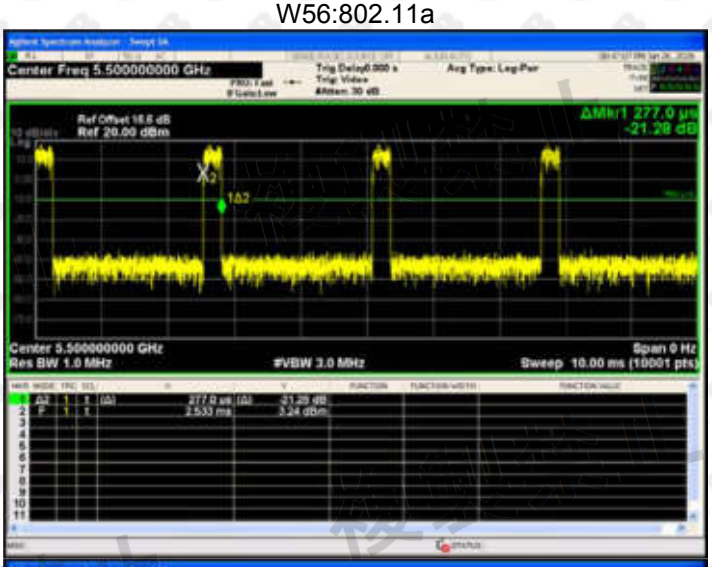
5580	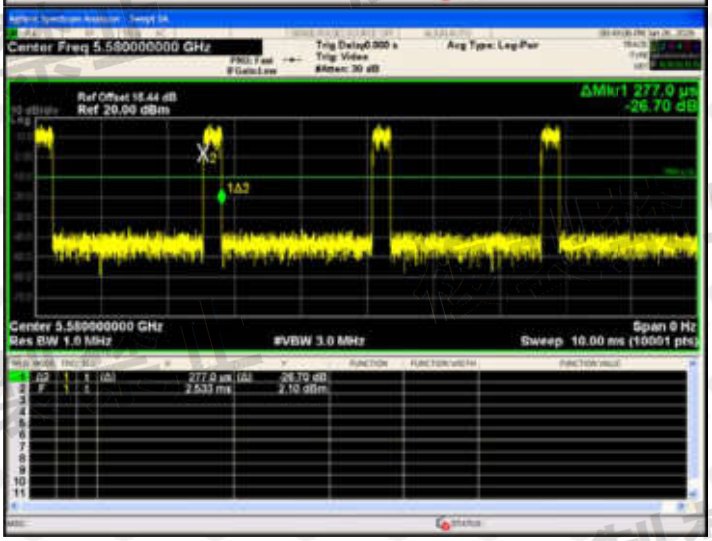
5720	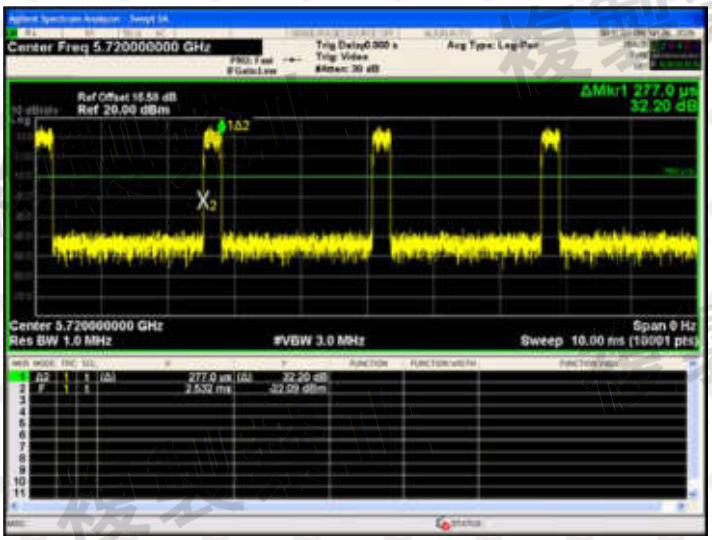

Channel(MHz)	W56:802.11ac(VHT20)
5500	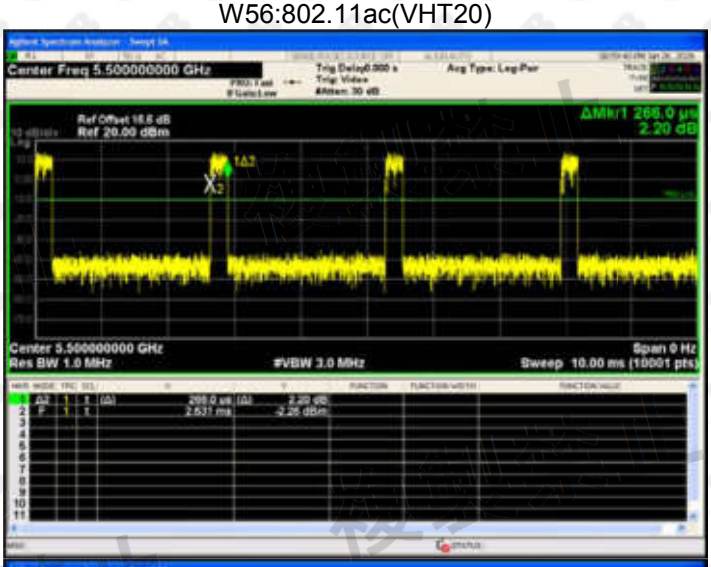
5580	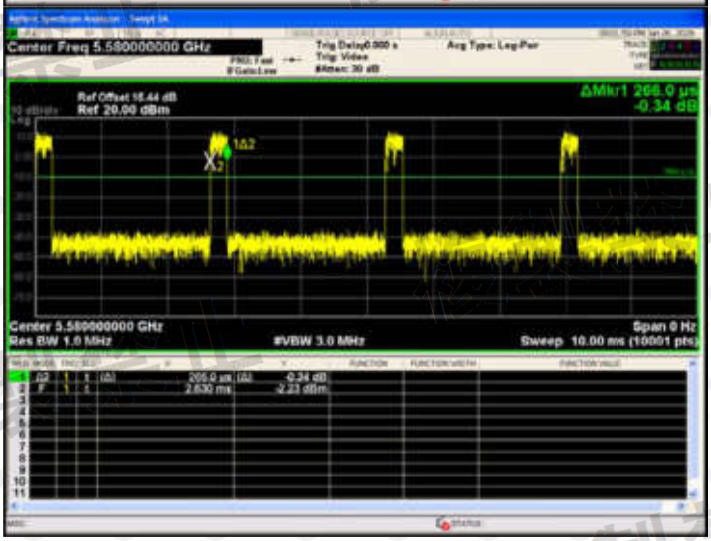
5720	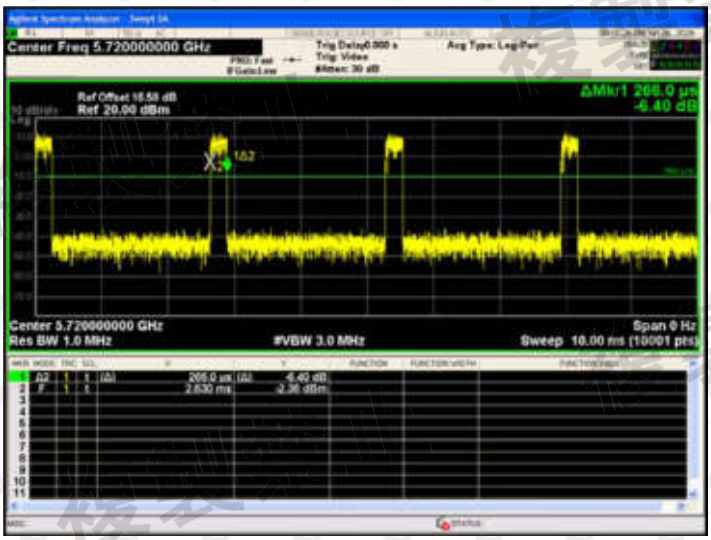

Channel(MHz) W56:802.11ac(VHT40)

5510

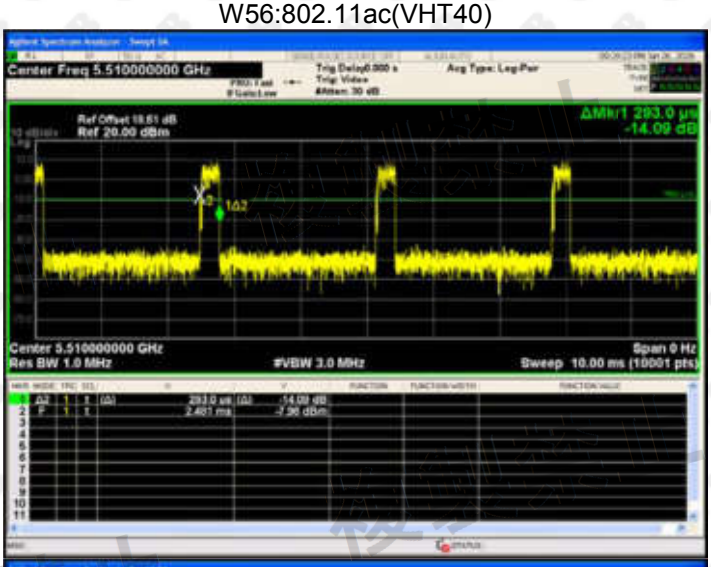

5710

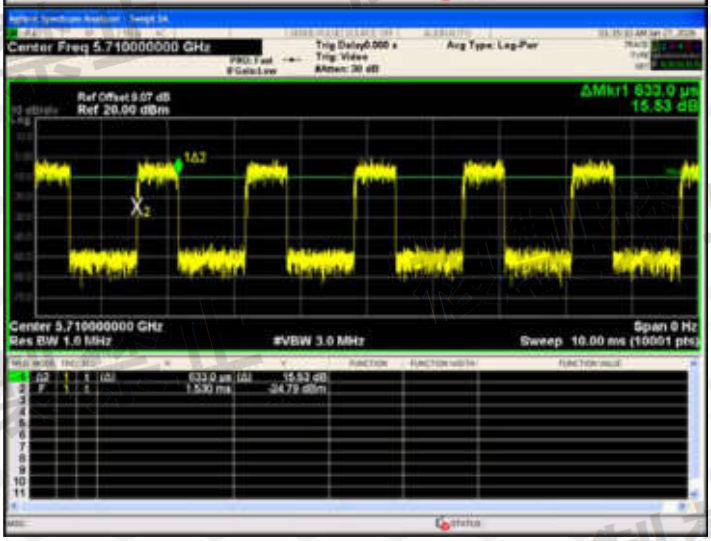

Channel(MHz)	W56:802.11ax(HE20)
5500	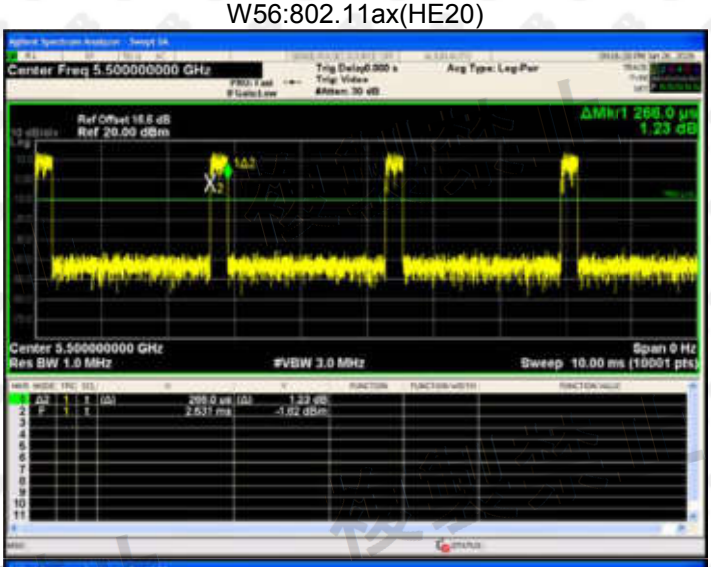
5580	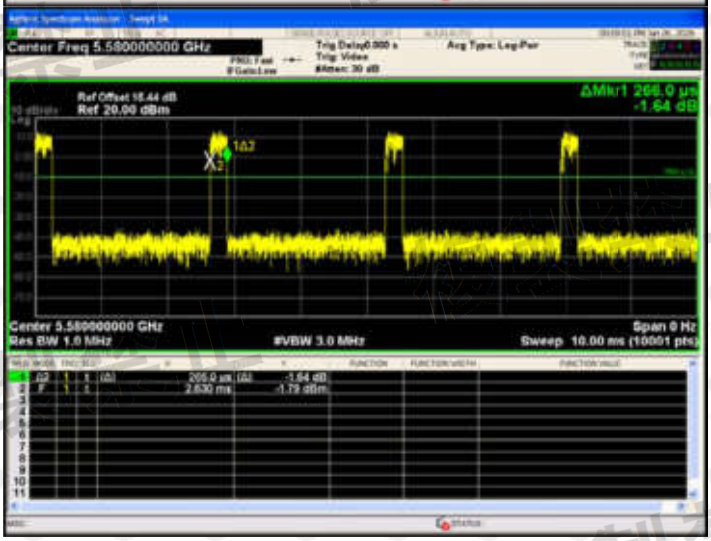
5720	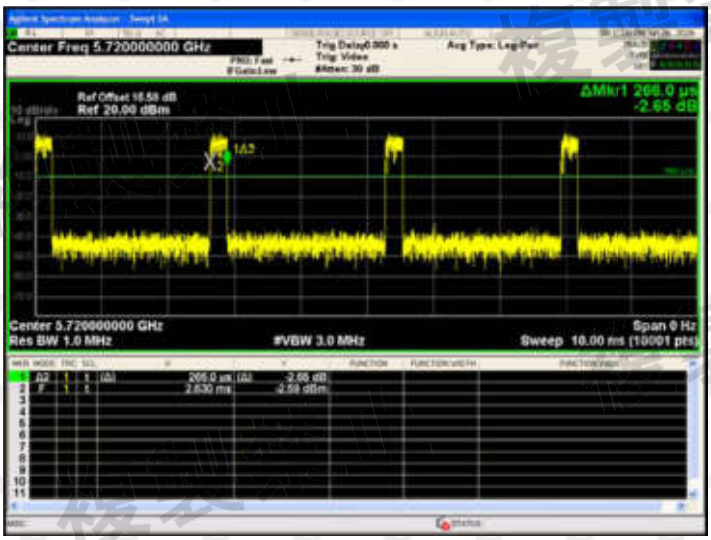

Channel(MHz) W56:802.11ax(HE40)

5510

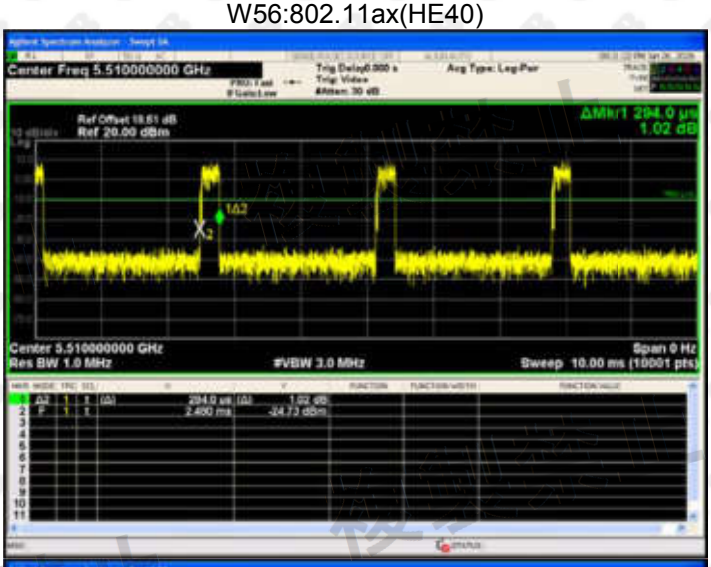

5710

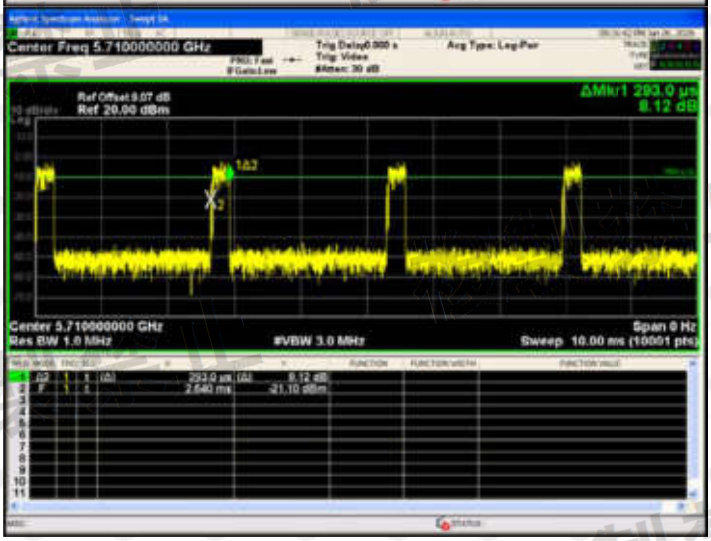

Channel(MHz) W56:802.11n(HT20)

5500

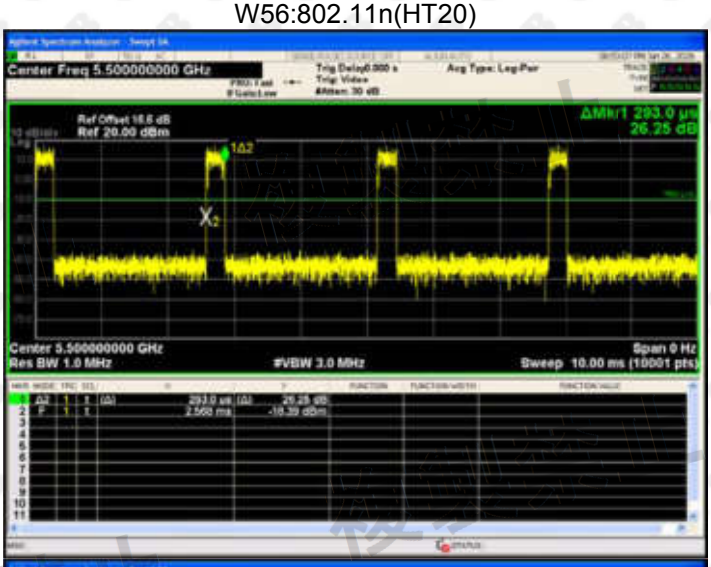

5580

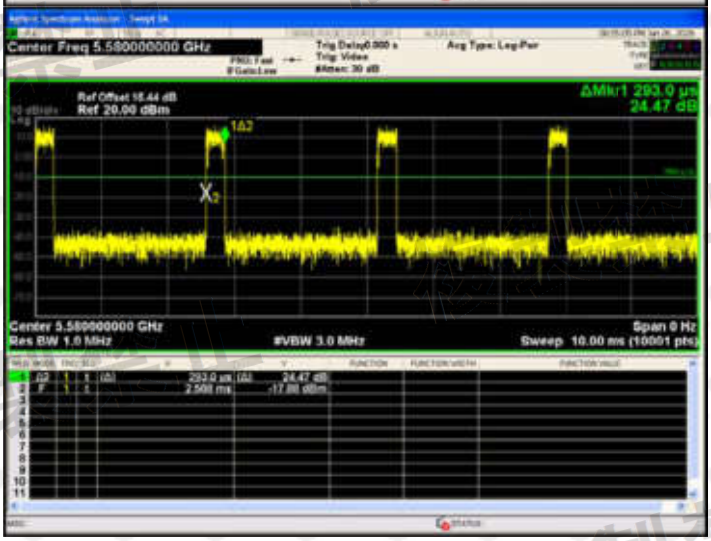

5720

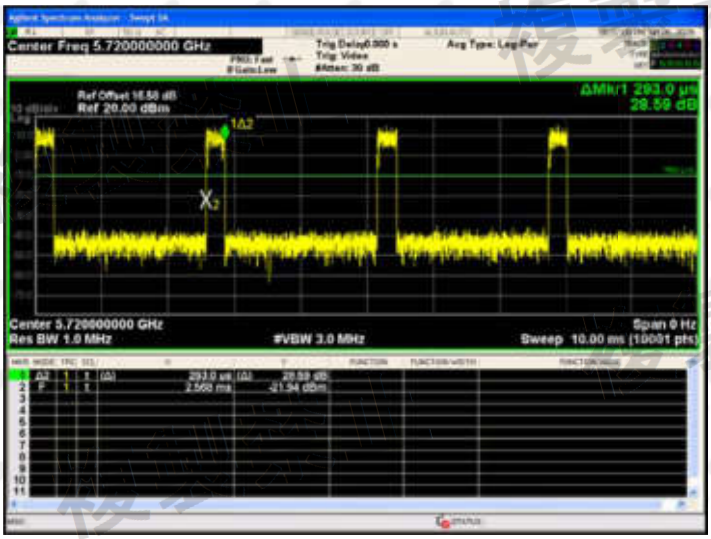

Channel(MHz)	W56:802.11n(HT40)
5510	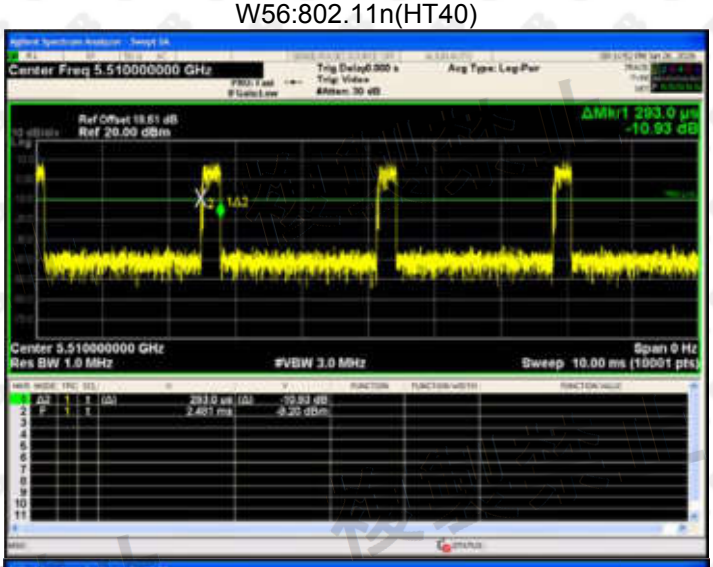
5710	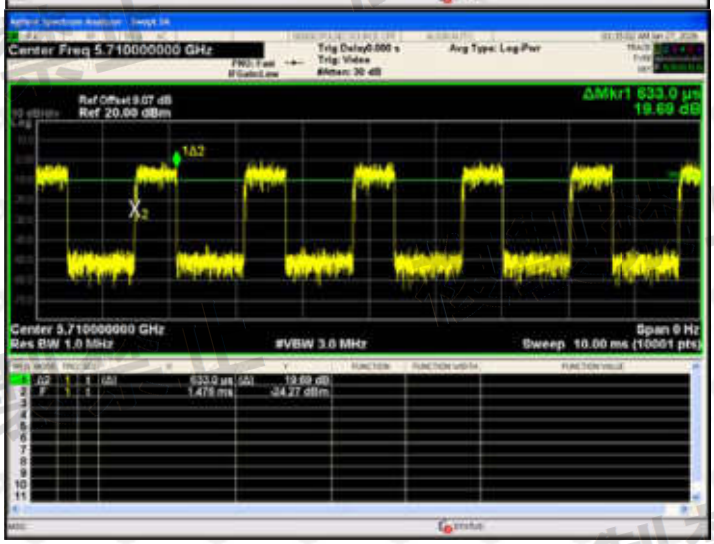

15.Secondary Radiated Emitted Power

15.1 LIMIT

According to Item 19-3 of Article 2 Paragraph 1. The receiver spurious emissions shall not exceeded the following limit:
(1) Below 1GHz : 4nW/100kHz or less
(2) 1GHz or more : 20nW/MHz or more

15.2 TEST PROCEDURE

(1) A spectrumIn case of conducted measurements, the radio device shall be connected to the measuring equipment via a suitable attenuator.
(2) The measurement equipment shall be set for peak hold mode of operation.
(3) the transmitter shall be operated at the receiving mode.
(4) The resolution bandwidth shall be set to 100kHz from 10MHz to 1GHz, the resolution bandwidth shall be set to 1MHz above 1GHz , and the sweep time shall be set to auto mode, to ensure all major modulation products are captured.
(5) When the searched result is less than the specified limit, the maximum one shall be recorded, when the result is more than the specified limit, all measured values shall be recorded.
(5) This measurement shall be repeated with the transmitter in standby mode where applicable.
(6) Repeat above procedures until all frequency measured was complete.

15.3 TEST SETUP BLOCK DIAGRAM

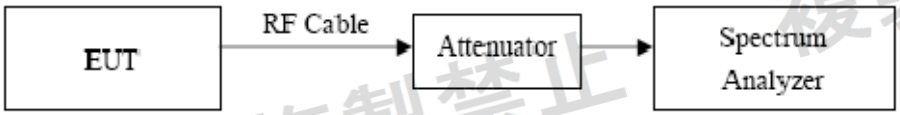

15.4 TEST RESULT
W52

Normal Voltage						
Mode	Channel (MHz)	Frequency(MHz)	Mkr(MHz)	Test result(dBm)	Limit (dBm)	Result
802.11a	LCH	30~1000	944.71	-74.29	-54	Pass
		1000~26000	25725	-55.21	-47	Pass
	MCH	30~1000	871.96	-74.03	-54	Pass
		1000~26000	25000	-55.26	-47	Pass
	HCH	30~1000	869.05	-74.05	-54	Pass
		1000~26000	25000	-55.31	-47	Pass
802.11ac(VHT20)	LCH	30~1000	745.86	-73.92	-54	Pass
		1000~26000	24975	-55.32	-47	Pass
	MCH	30~1000	494.63	-74.03	-54	Pass
		1000~26000	25050	-55.32	-47	Pass
	HCH	30~1000	865.17	-74.15	-54	Pass
		1000~26000	25000	-55.29	-47	Pass
802.11ac(VHT40)	LCH	30~1000	819.58	-74.2	-54	Pass
		1000~26000	25000	-55.13	-47	Pass
	HCH	30~1000	761.38	-73.82	-54	Pass
		1000~26000	25500	-55.21	-47	Pass
802.11n(HT20)	LCH	30~1000	879.72	-74.06	-54	Pass
		1000~26000	25000	-55.34	-47	Pass
	MCH	30~1000	893.3	-73.78	-54	Pass
		1000~26000	25725	-55.34	-47	Pass
	HCH	30~1000	836.07	-74.02	-54	Pass
		1000~26000	25000	-54.98	-47	Pass
802.11n(HT40)	LCH	30~1000	866.14	-73.83	-54	Pass
		1000~26000	25750	-55.26	-47	Pass
	HCH	30~1000	946.65	-74.11	-54	Pass
		1000~26000	25775	-55.39	-47	Pass
802.11ax(HE20)	LCH	30~1000	754.59	-73.43	-54	Pass
		1000~26000	25000	-54.9	-47	Pass
	MCH	30~1000	845.77	-73.62	-54	Pass
		1000~26000	25000	-54.87	-47	Pass
	HCH	30~1000	882.63	-73.96	-54	Pass
		1000~26000	25775	-55.49	-47	Pass
802.11ax(HE40)	LCH	30~1000	891.36	-74.09	-54	Pass
		1000~26000	25000	-55.01	-47	Pass
	HCH	30~1000	856.44	-74.15	-54	Pass
		1000~26000	25050	-55.34	-47	Pass

W53

Normal Voltage						
Mode	Channel (MHz)	Frequency(MHz)	Mkr(MHz)	Test result(dBm)	Result	Limit (dBm)
802.11a	LCH	30~1000	883.6	-71.96	Pass	-54
		1000~26000	24975	-53.03	Pass	-47
	MCH	30~1000	818.61	-71.89	Pass	-54
		1000~26000	25725	-53.24	Pass	-47
	HCH	30~1000	836.07	-72.11	Pass	-54
		1000~26000	25000	-53.25	Pass	-47
802.11ac(VHT20)	LCH	30~1000	938.89	-72.06	Pass	-54
		1000~26000	25700	-53.19	Pass	-47
	MCH	30~1000	498.51	-71.83	Pass	-54
		1000~26000	24975	-53.26	Pass	-47
	HCH	30~1000	933.07	-71.96	Pass	-54
		1000~26000	25725	-53.1	Pass	-47
802.11ac(VHT40)	LCH	30~1000	877.78	-71.81	Pass	-54
		1000~26000	25750	-53.23	Pass	-47
	HCH	30~1000	842.86	-71.92	Pass	-54
		1000~26000	25025	-53.26	Pass	-47
802.11ax(HE20)	LCH	30~1000	962.17	-72.11	Pass	-54
		1000~26000	25725	-53.13	Pass	-47
	MCH	30~1000	879.72	-71.11	Pass	-54
		1000~26000	25700	-53.15	Pass	-47
	HCH	30~1000	944.71	-72.15	Pass	-54
		1000~26000	25725	-53.41	Pass	-47
802.11ax(HE40)	LCH	30~1000	910.76	-71.49	Pass	-54
		1000~26000	25425	-53.09	Pass	-47
	HCH	30~1000	919.49	-71.87	Pass	-54
		1000~26000	24975	-53.22	Pass	-47
802.11n(HT20)	LCH	30~1000	818.61	-72.28	Pass	-54
		1000~26000	25000	-53.19	Pass	-47
	MCH	30~1000	849.65	-72.25	Pass	-54
		1000~26000	24975	-53.09	Pass	-47
	HCH	30~1000	866.14	-72	Pass	-54
		1000~26000	25000	-53.08	Pass	-47
802.11n(HT40)	LCH	30~1000	998.06	-71.87	Pass	-54
		1000~26000	25725	-53.03	Pass	-47
	HCH	30~1000	958.29	-71.91	Pass	-54
		1000~26000	25800	-53.12	Pass	-47

W56

Normal Voltage						
Mode	Channel (MHz)	Frequency(MHz)	Mkr(MHz)	Test result(dBm)	Result	Limit (dBm)
802.11a	LCH	30~1000	868.08	-79.51	Pass	-54
		1000~26000	25725	-60.48	Pass	-47
	MCH	30~1000	822.49	-79.56	Pass	-54
		1000~26000	25725	-60.52	Pass	-47
	HCH	30~1000	862.26	-79.4	Pass	-54
		1000~26000	25675	-60.42	Pass	-47
802.11ac(VHT20)	LCH	30~1000	930.16	-79.3	Pass	-54
		1000~26000	25000	-60.32	Pass	-47
	MCH	30~1000	892.33	-79.7	Pass	-54
		1000~26000	25725	-60.44	Pass	-47
	HCH	30~1000	902.03	-79.35	Pass	-54
		1000~26000	25050	-60.75	Pass	-47
802.11ac(VHT40)	LCH	30~1000	824.43	-79.21	Pass	-54
		1000~26000	25000	-60.2	Pass	-47
	HCH	30~1000	896.21	-79.05	Pass	-54
		1000~26000	25000	-60.59	Pass	-47
802.11ax(HE20)	LCH	30~1000	855.47	-79.49	Pass	-54
		1000~26000	25000	-60.24	Pass	-47
	MCH	30~1000	756.53	-79.62	Pass	-54
		1000~26000	24975	-60.69	Pass	-47
	HCH	30~1000	899.12	-79.51	Pass	-54
		1000~26000	25000	-60.5	Pass	-47
802.11ax(HE40)	LCH	30~1000	781.75	-79.17	Pass	-54
		1000~26000	25000	-60.38	Pass	-47
	HCH	30~1000	918.52	-79.22	Pass	-54
		1000~26000	25000	-60.71	Pass	-47
802.11n(HT20)	LCH	30~1000	872.93	-79.19	Pass	-54
		1000~26000	24975	-60.48	Pass	-47
	MCH	30~1000	894.27	-79.63	Pass	-54
		1000~26000	25000	-60.71	Pass	-47
	HCH	30~1000	876.81	-79.22	Pass	-54
		1000~26000	25000	-60.58	Pass	-47
802.11n(HT40)	LCH	30~1000	773.02	-79.61	Pass	-54
		1000~26000	25700	-60.71	Pass	-47
	HCH	30~1000	874.87	-79.49	Pass	-54
		1000~26000	25725	-60.45	Pass	-47

W52

Channel(MHz)	W52:802.11a	
5180		
	30~1000MHz	1000~26000MHz
5200	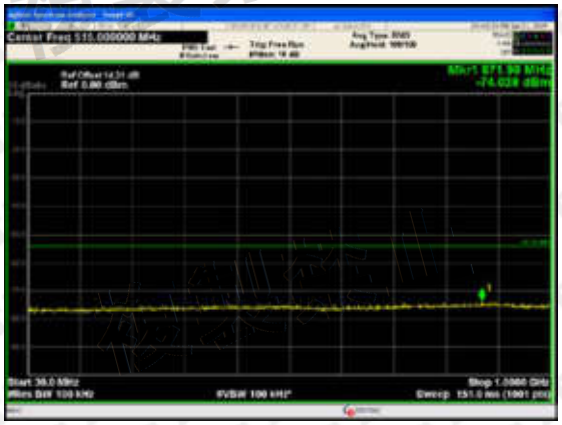	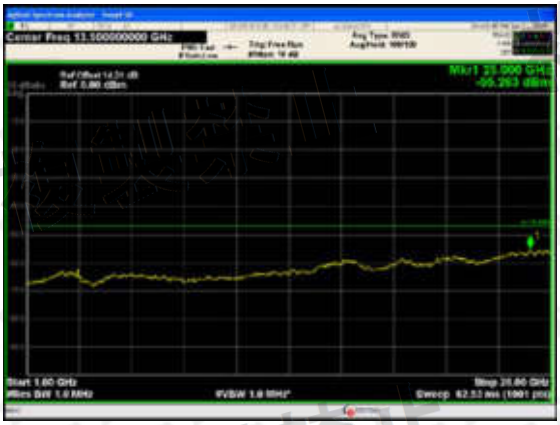
	30~1000MHz	1000~26000MHz
5240		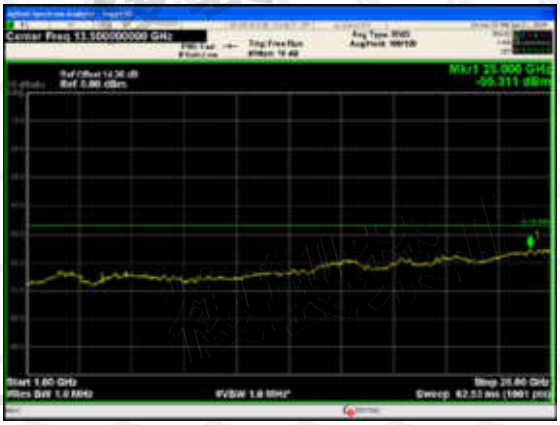
	30~1000MHz	1000~26000MHz

Channel(MHz)	W52:802.11ac(VHT20)	
5180	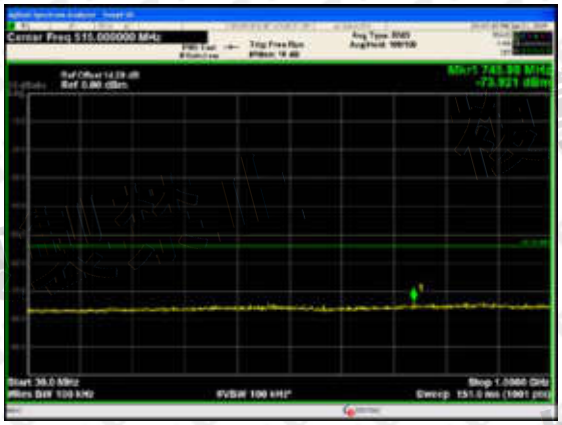	
	30~1000MHz	1000~26000MHz
5200	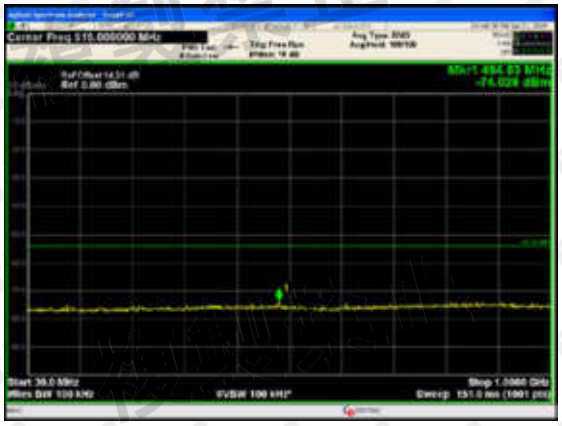	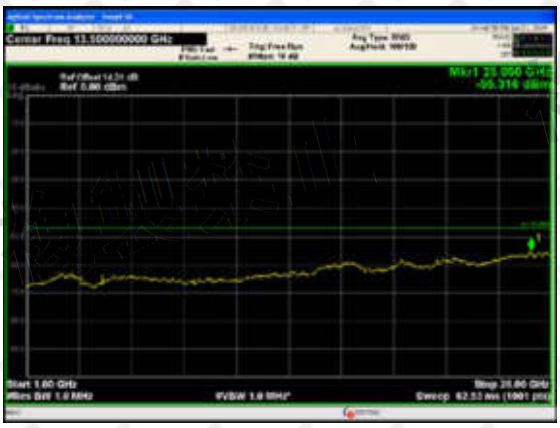
	30~1000MHz	1000~26000MHz
5240		
	30~1000MHz	1000~26000MHz

Channel (MHz)	W52:802.11ac(VHT40)	
5190	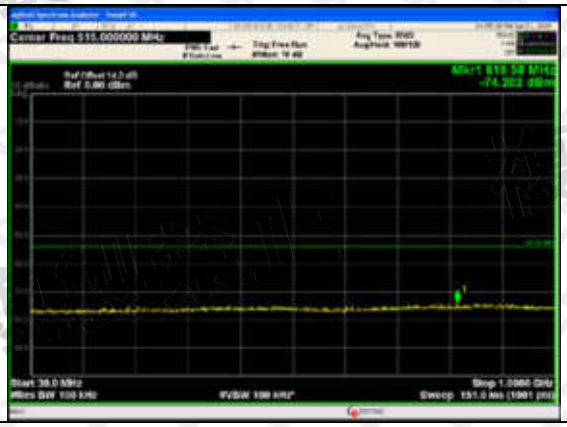	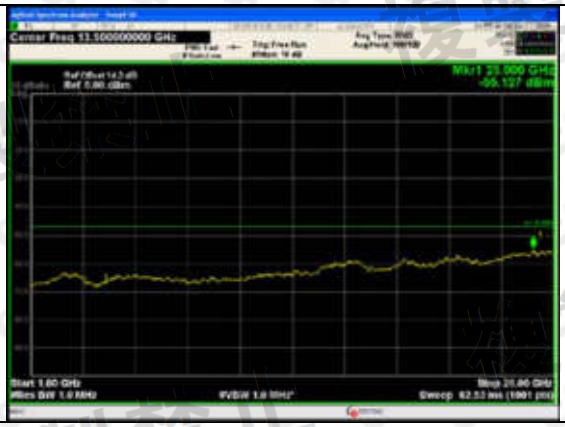
	30~1000MHz	1000~26000MHz
5230	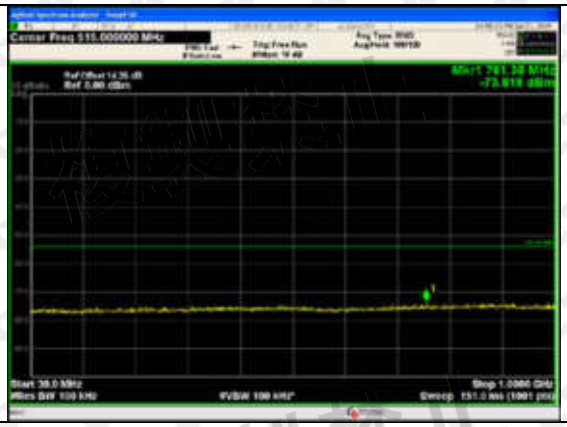	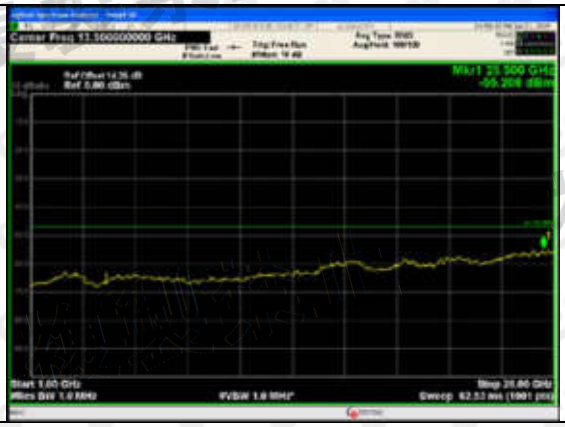
	30~1000MHz	1000~26000MHz

Channel(MHz)	W52:802.11n(HT20)	
5180		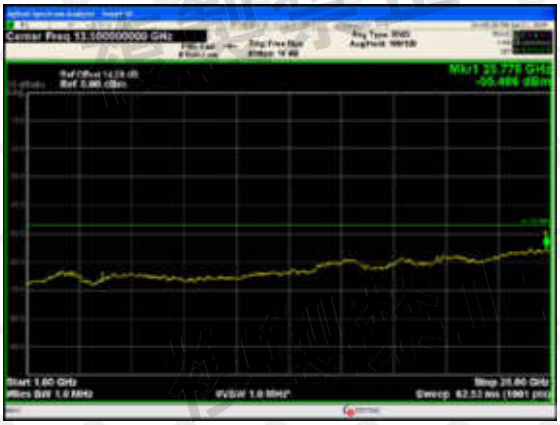
	30~1000MHz	1000~26000MHz

5200	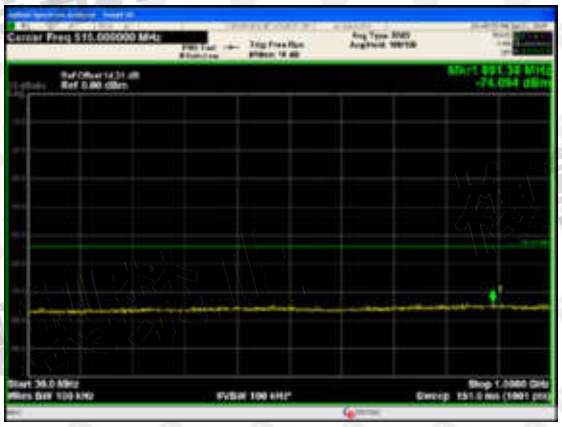	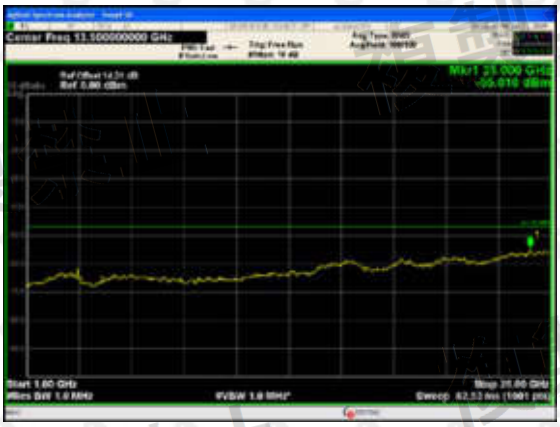
	30~1000MHz	1000~26000MHz
5240		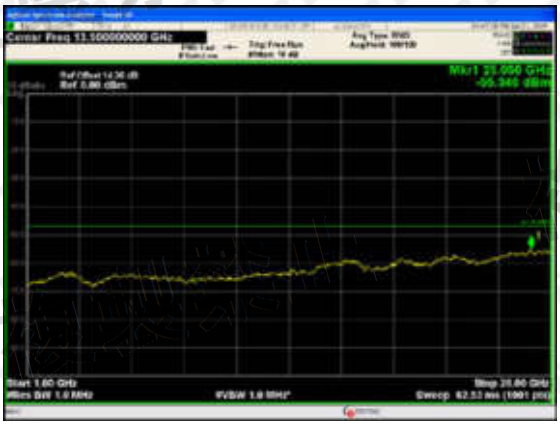
	30~1000MHz	1000~26000MHz

Channel (MHz)	W52:802.11n(HT40)	
5190	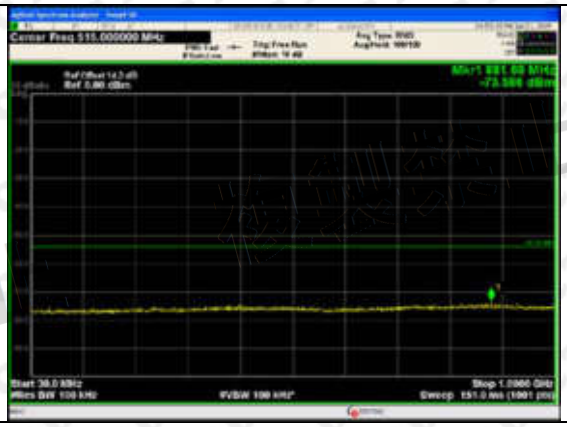	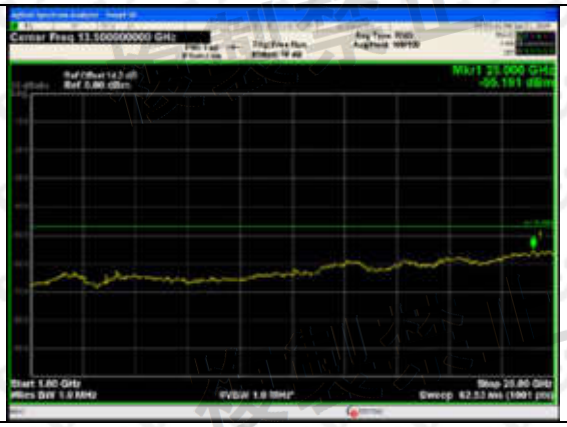
	30~1000MHz	1000~26000MHz

5230	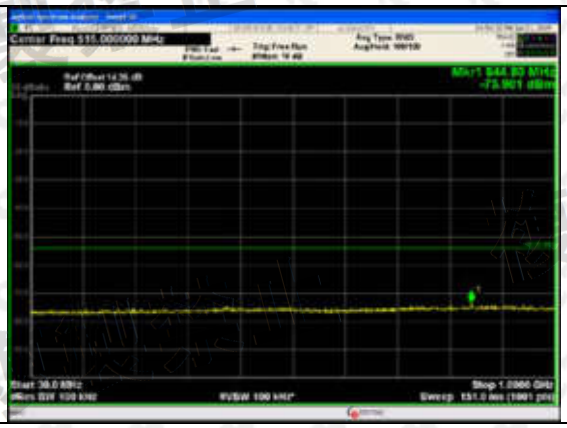	
	30~1000MHz	1000~26000MHz

Channel(MHz)	W52:802.11ax(HE20)	
5180		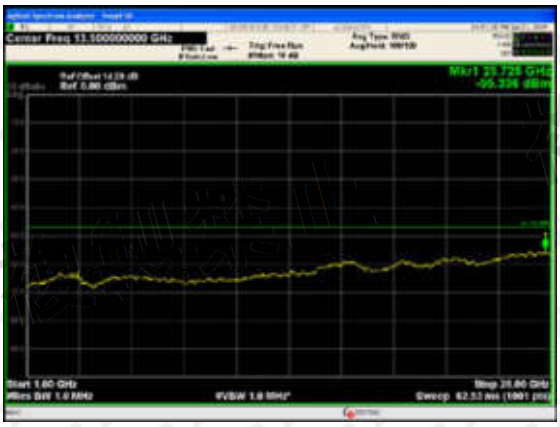
	30~1000MHz	1000~26000MHz
5200		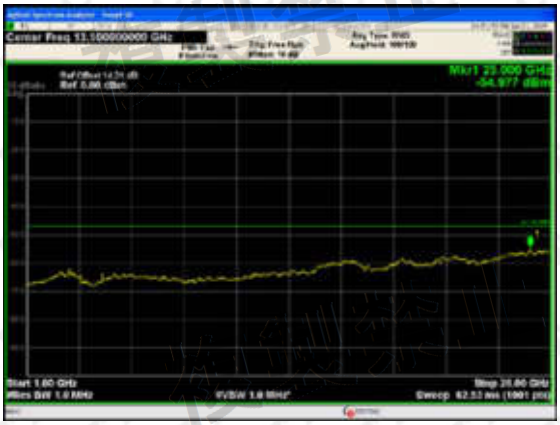
	30~1000MHz	1000~26000MHz

5240	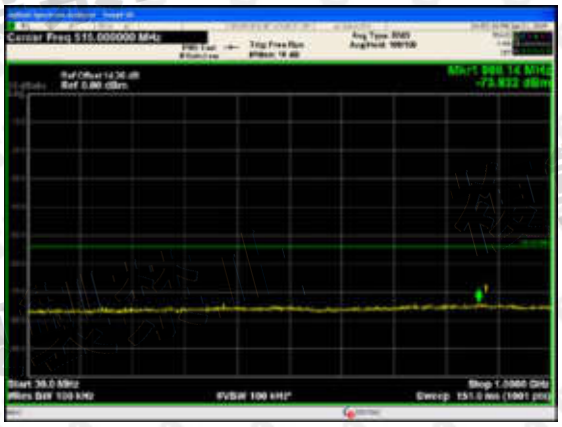	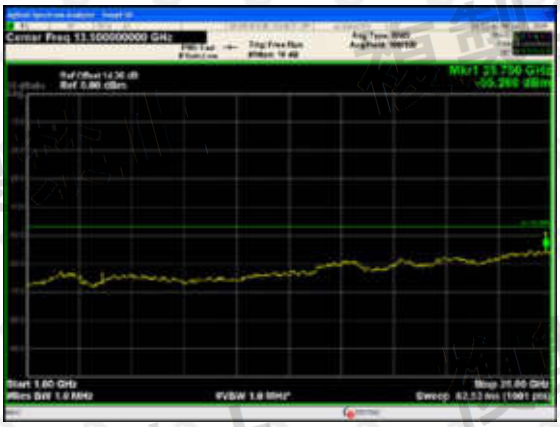
	30~1000MHz	1000~26000MHz

Channel (MHz)	W52:802.11ax(HE40)	
5190		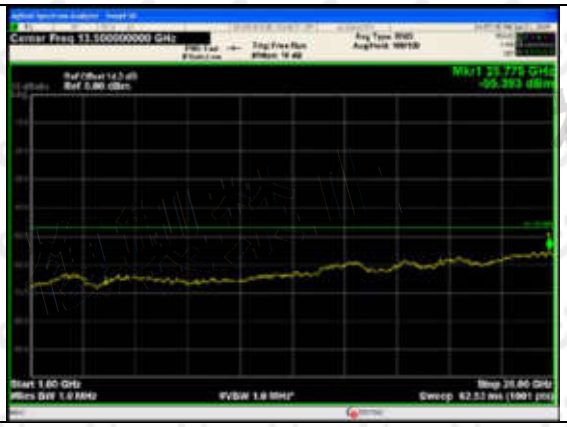
	30~1000MHz	1000~26000MHz
5230		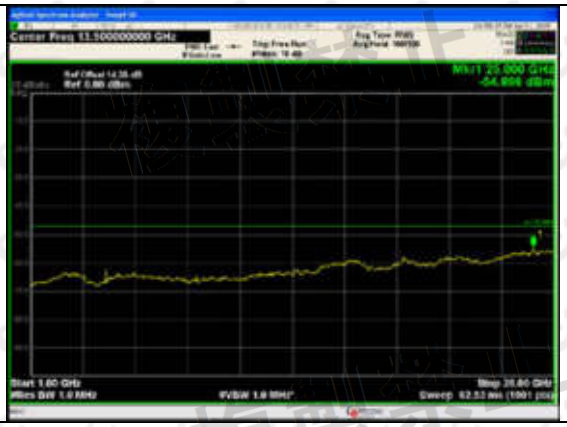
	30~1000MHz	1000~26000MHz

W53

Channel(MHz)

W53:802.11a

5260

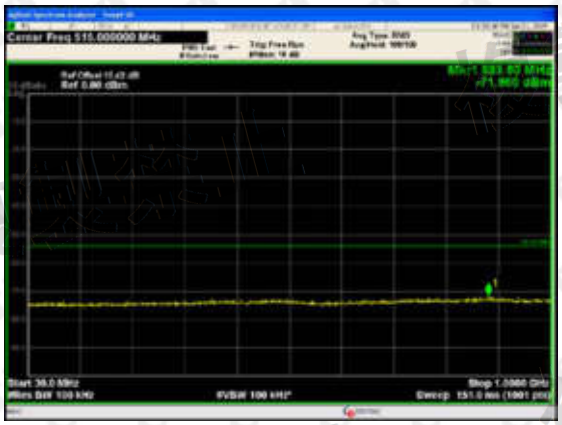

30~1000MHz

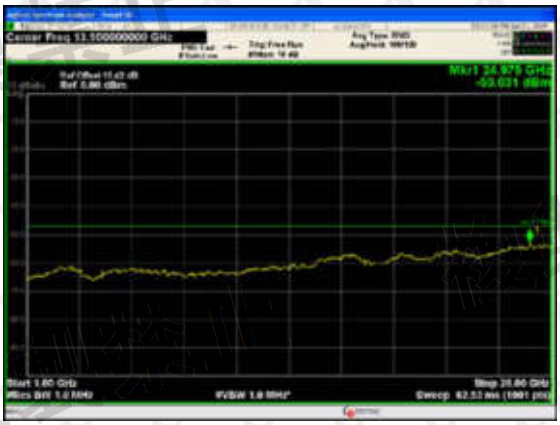

1000~26000MHz

5280

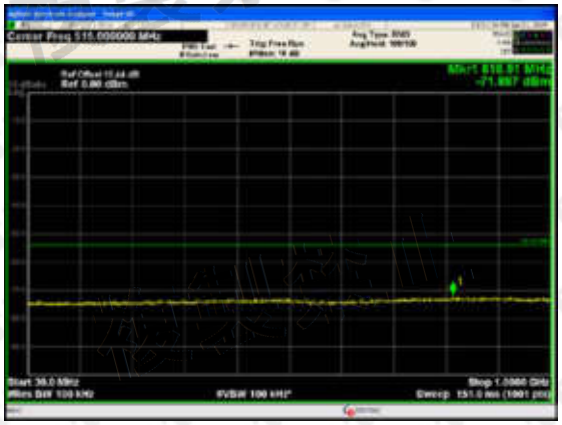

30~1000MHz

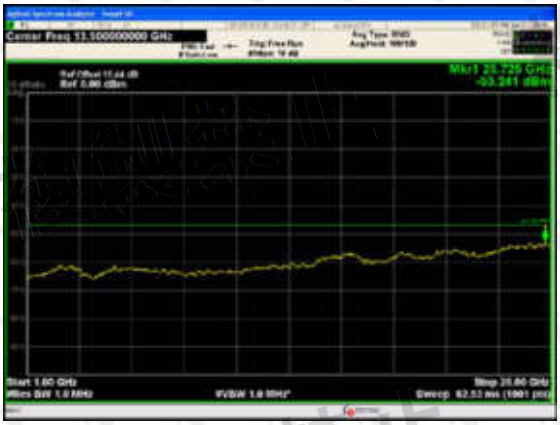

1000~26000MHz

5320

30~1000MHz

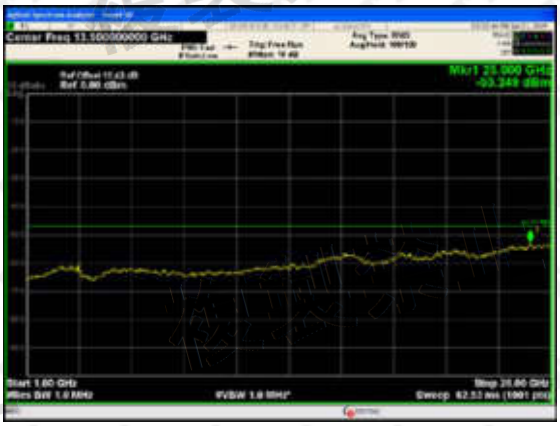

1000~26000MHz

Channel(MHz)

W53:802.11 n(HT20)

5260

30~1000MHz

1000~26000MHz

5280

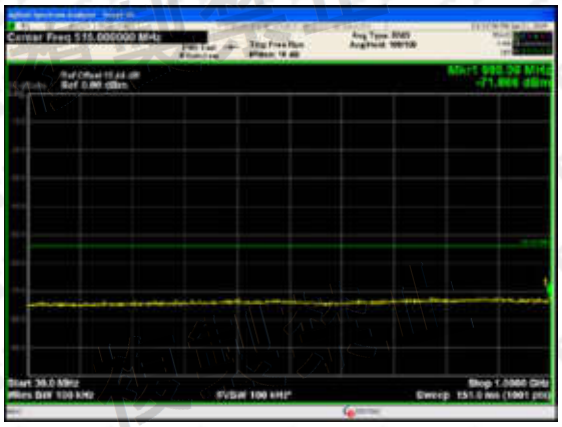

30~1000MHz

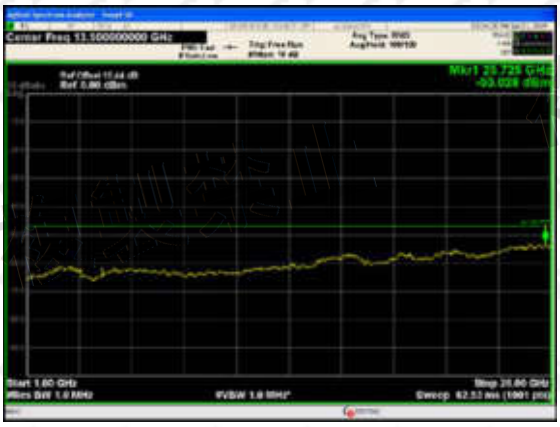

1000~26000MHz

5320

30~1000MHz

1000~26000MHz

Channel(MHz)

W53:802.11ac(VHT20)

5260

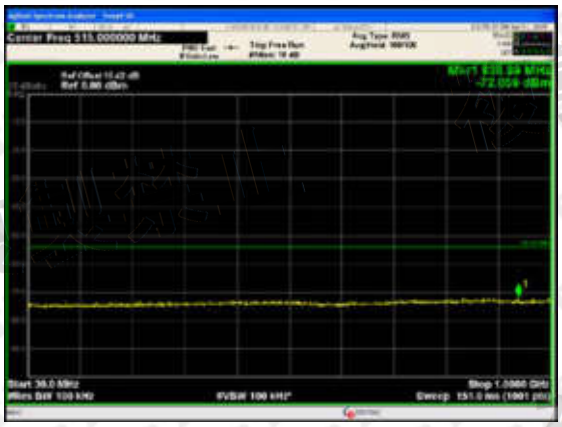

30~1000MHz

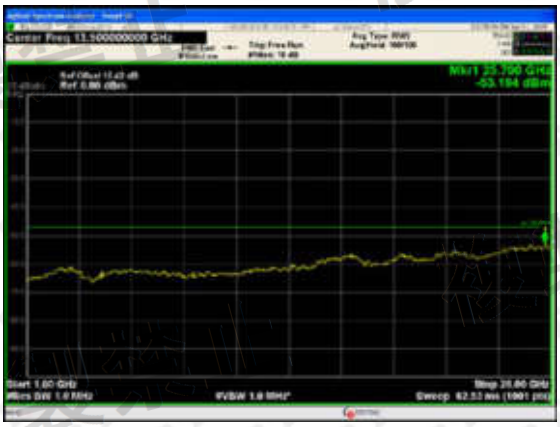

1000~26000MHz

5280

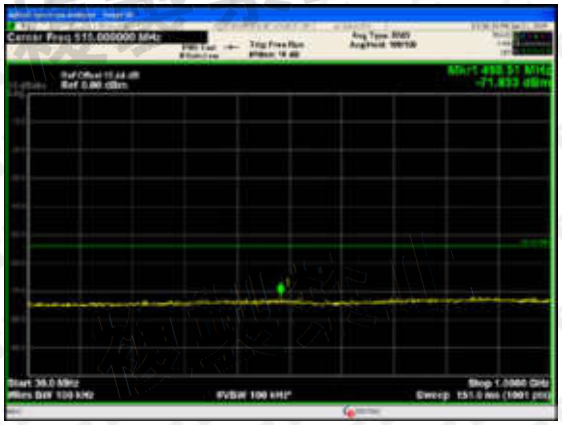

30~1000MHz

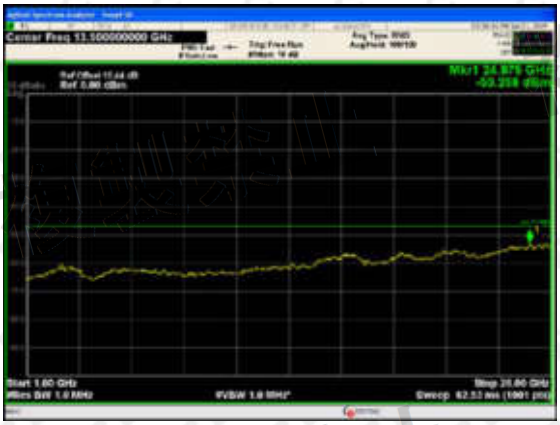

1000~26000MHz

5320

30~1000MHz

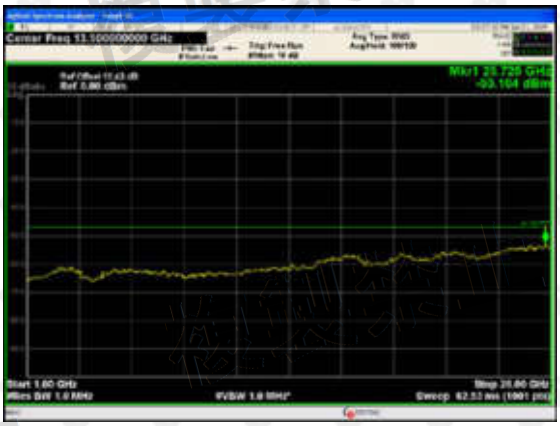

1000~26000MHz

Channel (MHz)

W53:802.11n(HT40)

5270

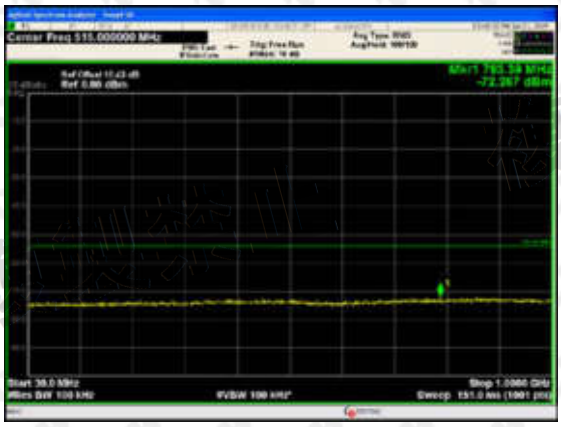

30~1000MHz

1000~26000MHz

5310

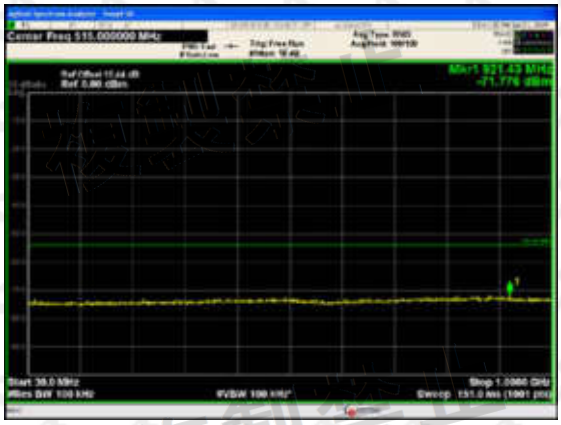

30~1000MHz

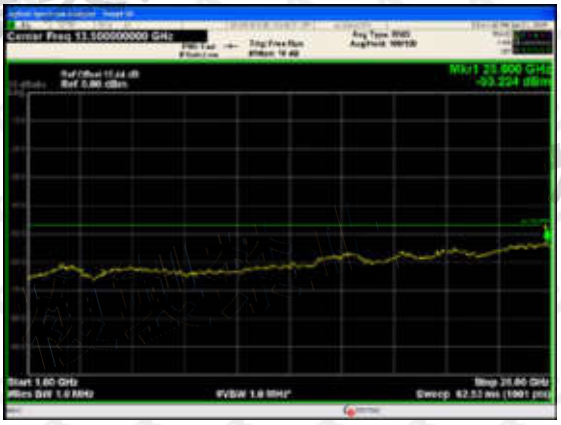

1000~26000MHz

Channel (MHz)

W53:802.11ac(VHT40)

5270

30~1000MHz

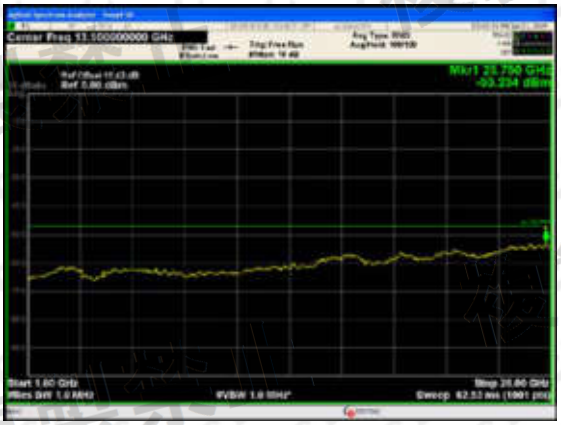

1000~26000MHz

5310

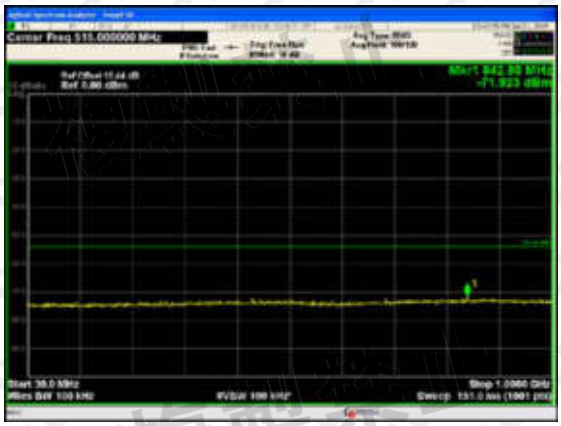

30~1000MHz

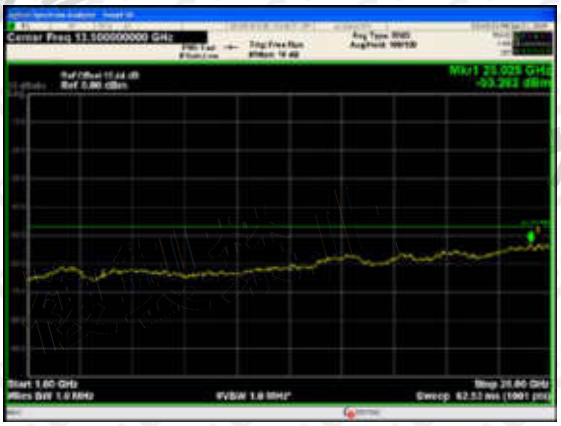

1000~26000MHz

Channel(MHz)

W53:802.11ax(HE20)

5260

30~1000MHz

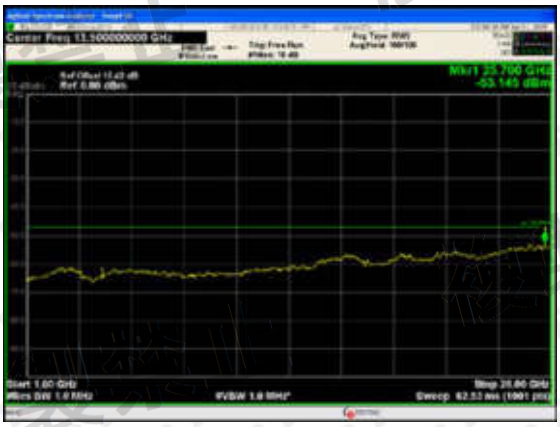

1000~26000MHz

5280

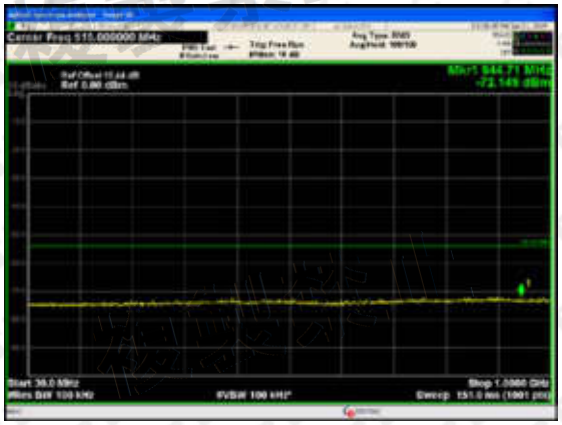

30~1000MHz

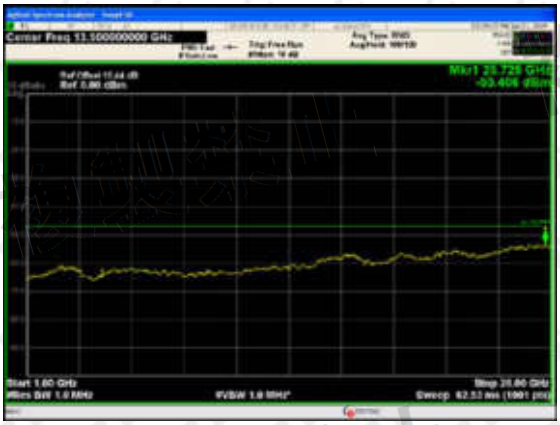

1000~26000MHz

5320

30~1000MHz

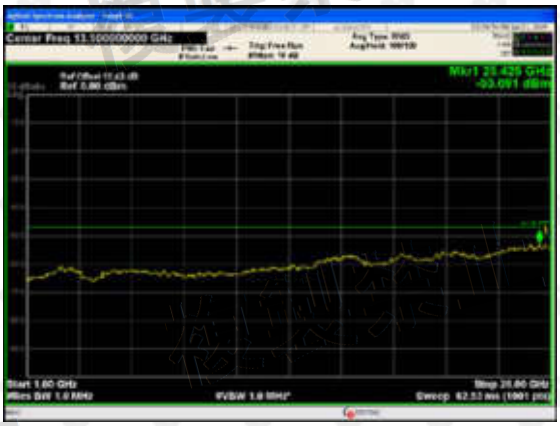

1000~26000MHz

Channel (MHz)

W53:802.11ax(HE40)

5270

30~1000MHz

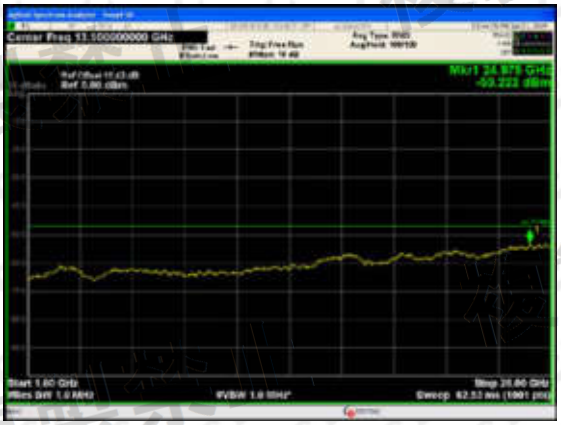

1000~26000MHz

5310

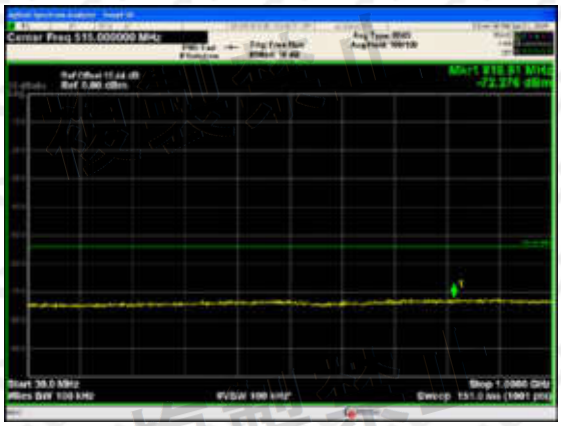

30~1000MHz

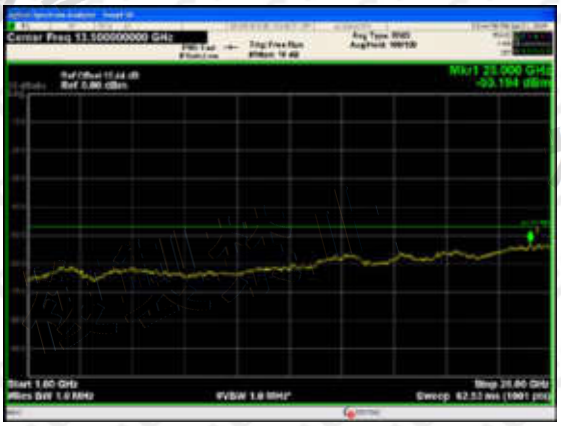

1000~26000MHz

W56

Channel(MHz)

W56:802.11a

5500

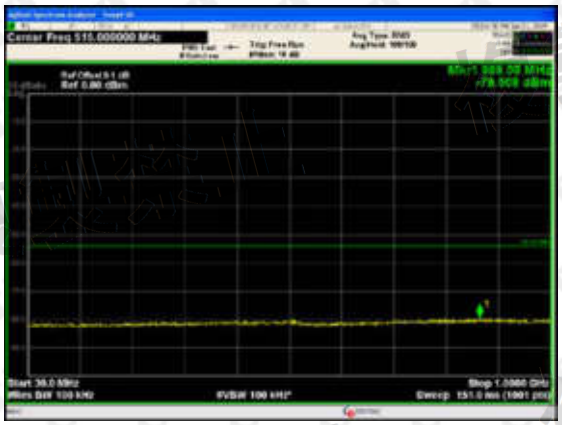

30~1000MHz

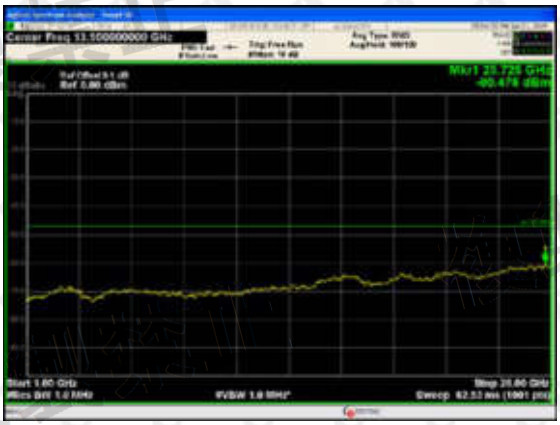

1000~26000MHz

5580

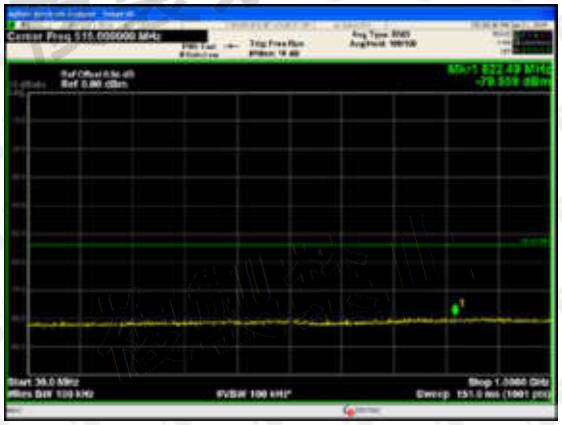

30~1000MHz

1000~26000MHz

5720

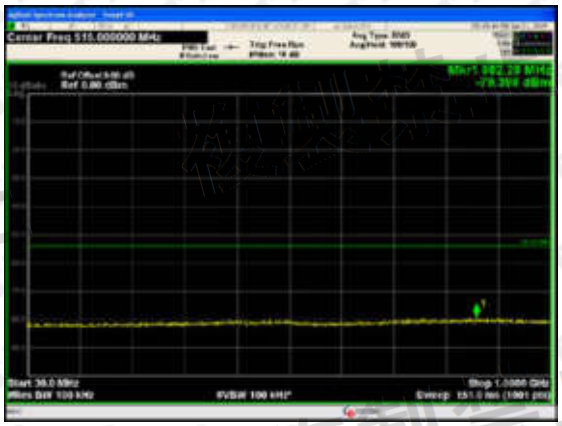

30~1000MHz

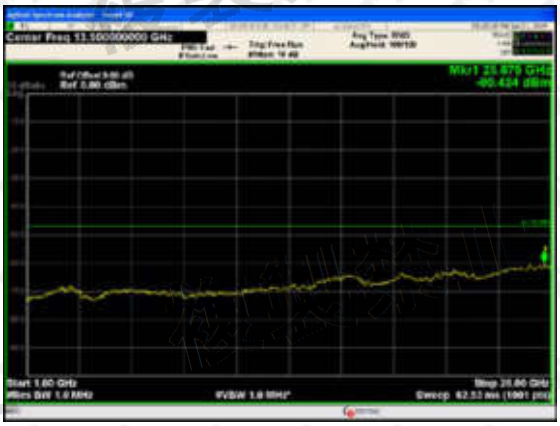

1000~26000MHz

Channel(MHz)

W56:802.11n(HT20)

5500

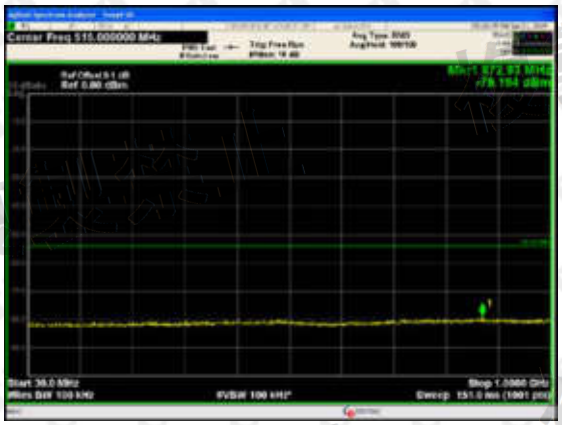

30~1000MHz

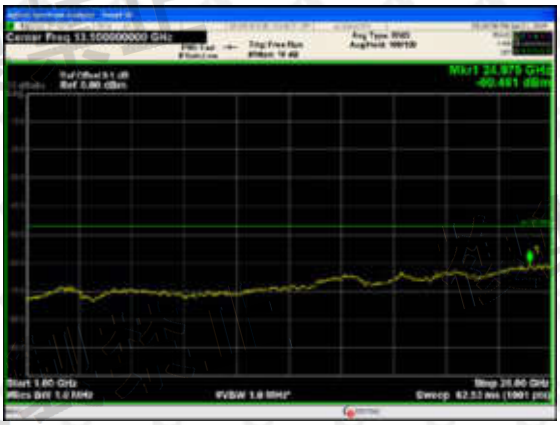

1000~26000MHz

5580

30~1000MHz

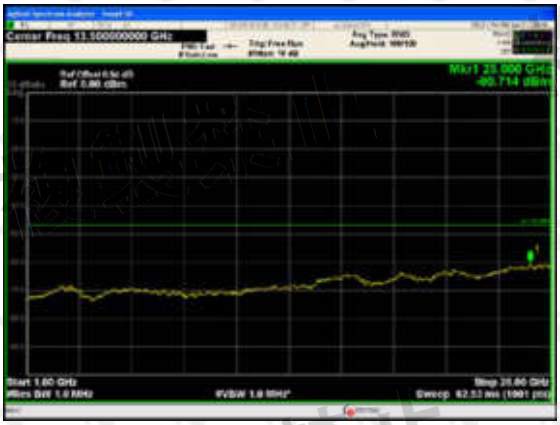

1000~26000MHz

5720

30~1000MHz

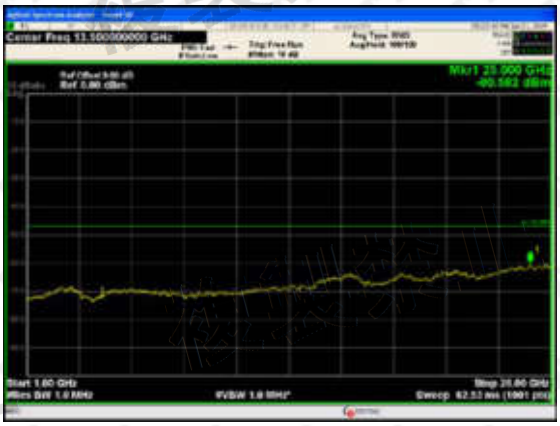

1000~26000MHz

Channel(MHz)

W56:802.11ac(VHT20)

5500

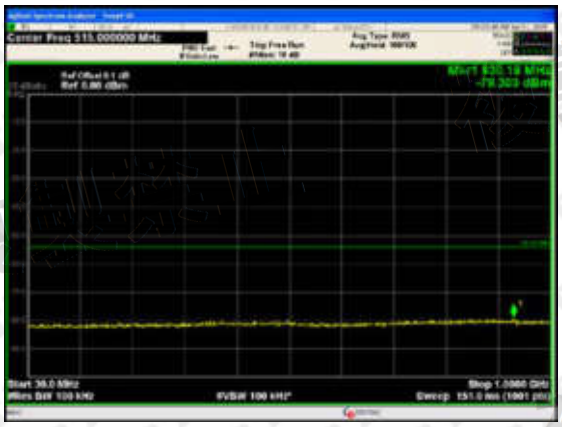

30~1000MHz

1000~26000MHz

5580

30~1000MHz

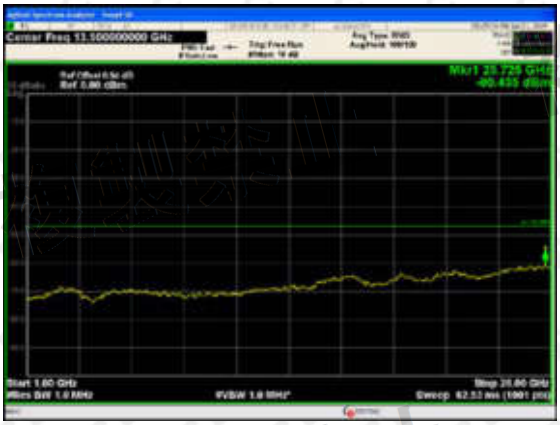

1000~26000MHz

5720

30~1000MHz

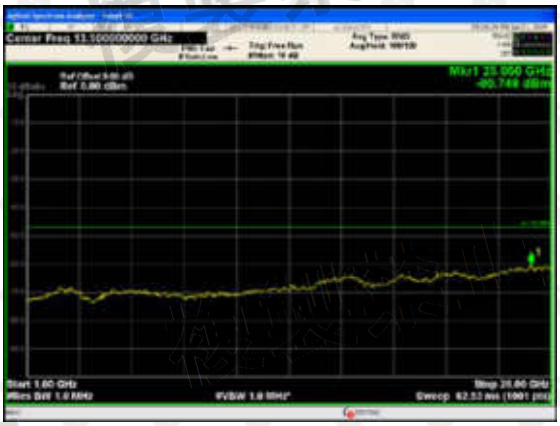

1000~26000MHz

Channel (MHz)

W56:802.11n(HT40)

5510

30~1000MHz

1000~26000MHz

5710

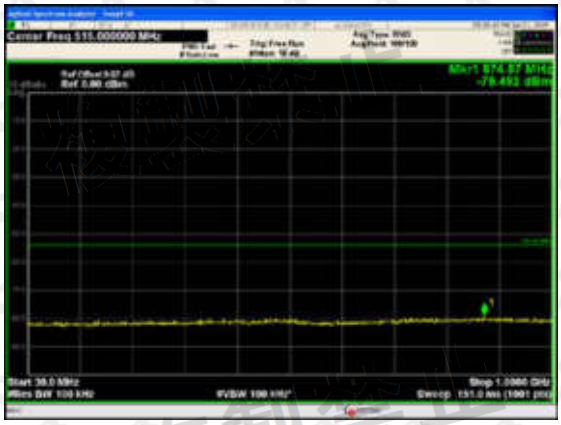

30~1000MHz

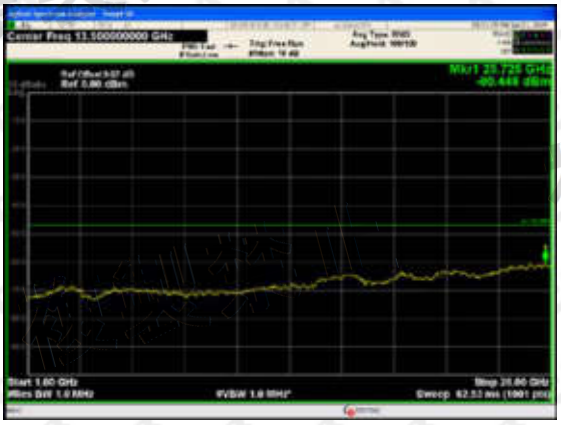

1000~26000MHz

Channel (MHz)

W56:802.11ac(VHT40)

5510

30~1000MHz

1000~26000MHz

5710

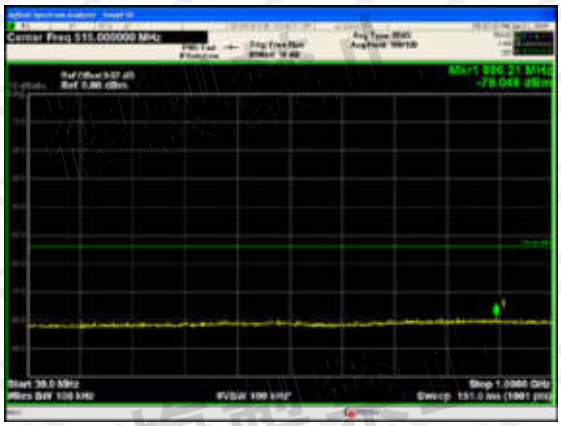

30~1000MHz

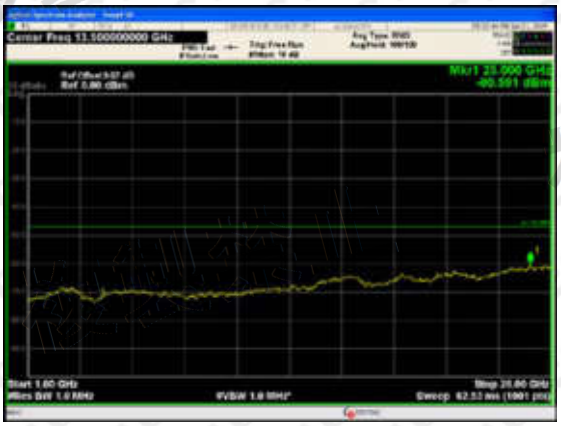

1000~26000MHz

Channel(MHz)

W56:802.11ax(HE20)

5500

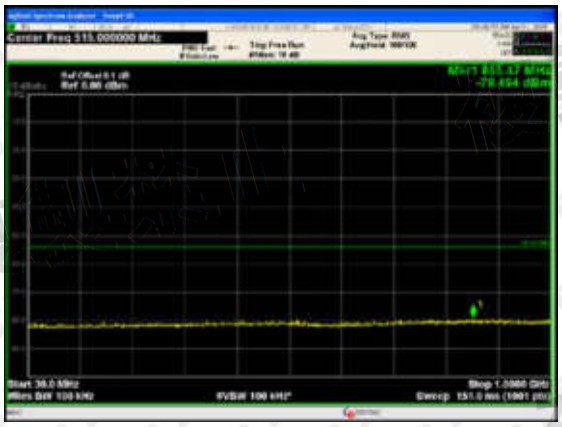

30~1000MHz

1000~26000MHz

5580

30~1000MHz

1000~26000MHz

5720

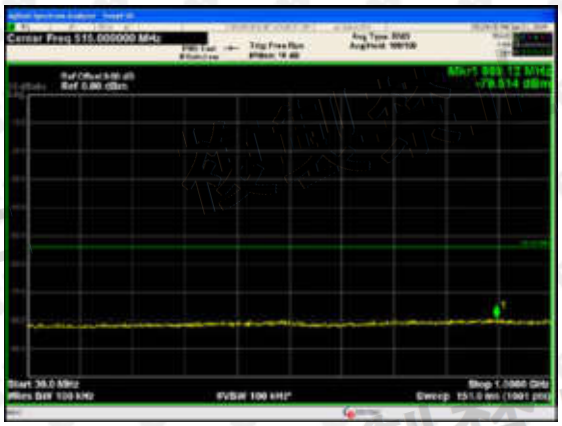

30~1000MHz

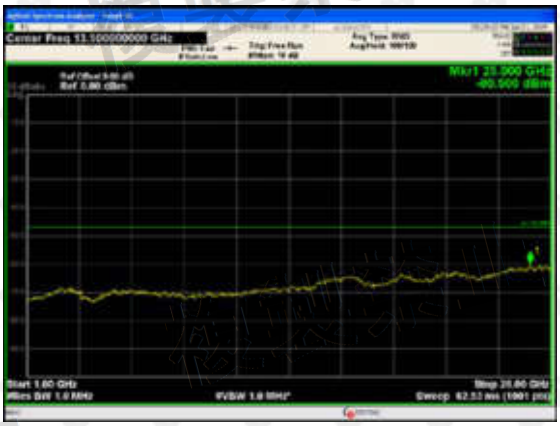

1000~26000MHz

Channel (MHz)

W56:802.11ax(HE40)

5510

30~1000MHz

1000~26000MHz

5710

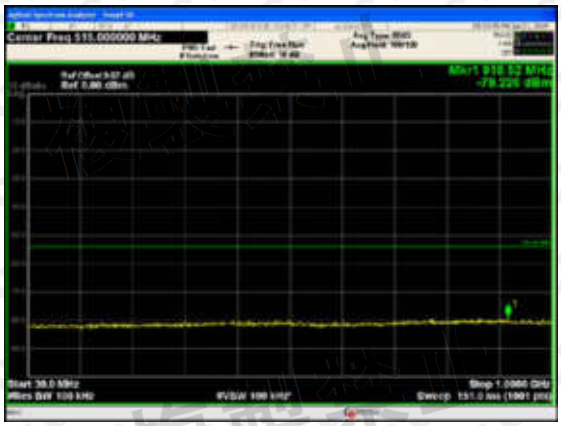

30~1000MHz

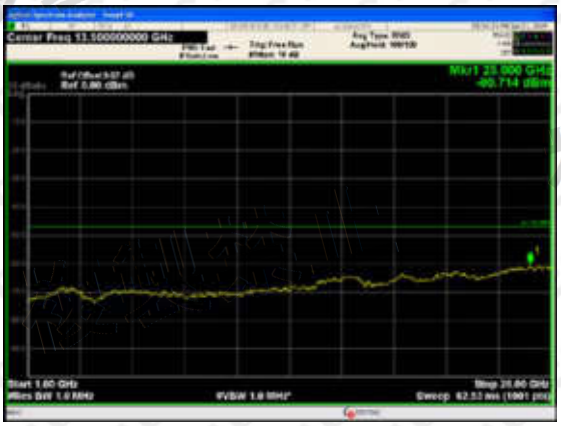

1000~26000MHz

16. DYNAMIC FREQUENCY SELECTION (SLAVE)

16.1 Standard Applicable

Article 2 paragraph 1 item (19-3)

16.2 TEST PROCEDURE

Ordinance Regulating Radio Equipment No. 18, Article 49-20
WAS/RLAN devices operating in slave mode (slave device) can be operated in a network controlled by aWAN/RLAN device operating in master mode (master device).

16.3 Summary of Test Results

Can be operated in a network controlled by a WAN/RLAN device operating in master mode.
Pass

17.EUT TEST PHOTO



※※※※※ **END OF REPORT** ※※※※※