Prüfbericht - Produkte
Test Report - Products

TÜVRheinland®

Prüfbericht-Nr.: *Test report no.:*	**CN26YUPS 002**	**Auftrags-Nr.:** *Order no.:*	27217282	**Page 1 of 14** *Seite 1 von 14*
Kunden-Referenz-Nr.: *Client reference no.:*	N/A	**Auftragsdatum:** *Order date:*	2026-01-20	
Auftraggeber: *Client:*	**Harman International Industries, Inc** 8500 Balboa Blvd, Northridge, California, 91329, United States			
Prüfgegenstand: *Test item:*	Bluetooth Speaker			
Bezeichnung / Typ-Nr.: *Identification / Type no.:*	PARTYBOX 330, PARTYBOX 330T (Trademark: JBL)			
Auftrags-Inhalt: *Order content:*	Type test			
Prüfgrundlage: *Test specification:*	Notificattion No.88 of MIC, 2004 Annex 43 Ordinance Regulating Radio Equipment 49-20-1 ARIB STD-T66, Article 2 Section 1 Item 19			
Wareneingangsdatum: *Date of sample receipt:*	2026-01-20			
Prüfmuster-Nr.: *Test sample no:*	A004189323			
Prüfzeitraum: *Testing period:*	2026-01-21 – 2026-02-04			
Ort der Prüfung: *Place of testing:*	TÜV Rheinland (Shenzhen) Co., Ltd.			
Prüflaboratorium: *Testing laboratory:*	TÜV Rheinland (Shenzhen) Co., Ltd.			
Prüfergebnis*: *Test result*:*	Pass			

geprüft von: tested by:	X Signed by: Harry W.C. Wu	**genehmigt von:** *authorized by:*	X Signed by: Alex Lan
Datum: *Date:* 2026-03-16		**Ausstellungsdatum:** *Issue date:* 2026-03-16	
Position / *Stellung:*	Project Manager	**Position** / *Stellung:*	Authorizer

Sonstiges / *Other:* This test report is for Bluetooth Low Energy function.

Zustand des Prüfgegenstandes bei Anlieferung: *Condition of the test item at delivery:* Prüfmuster vollständig und unbeschädigt *Test item complete and undamaged*

* Legende:	P(ass) = entspricht o.g. Prüfgrundlage(n)	F(ail) = entspricht nicht o.g. Prüfgrundlage(n)	N/A = nicht anwendbar	N/T = nicht getestet
** Legend:*	*P(ass) = passed a.m. test specification(s)*	*F(ail) = failed a.m. test specification(s)*	*N/A = not applicable*	*N/T = not tested*

Dieser Prüfbericht bezieht sich nur auf das o.g. Prüfmuster und darf ohne Genehmigung der Prüfstelle nicht auszugsweise vervielfältigt werden. Dieser Bericht berechtigt nicht zur Verwendung eines Prüfzeichens.
This test report only relates to the above mentioned test sample. Without permission of the test center this test report is not permitted to be duplicated in extracts. This test report does not entitle to carry any test mark.

Remarks
Anmerkungen

1	The equipment used during the specified testing period was calibrated according to our test laboratory calibration program. The equipment fulfils the requirements included in the relevant standards. The traceability of the test equipment used is ensured by compliance with the regulations of our management system. Detailed information regarding test conditions, equipment and measurement uncertainty is available in the test laboratory and could be provided on request. *Alle eingesetzten Prüfmittel waren zum angegebenen Prüfzeitraum gemäß eines festgelegten Kalibrierungsprogramms unseres Prüfhauses kalibriert. Sie entsprechen den in den Prüfprogrammen hinterlegten Anforderungen. Die Rückverfolgbarkeit der eingesetzten Prüfmittel ist durch die Einhaltung der Regelungen unseres Managementsystems gegeben.* *Detaillierte Informationen bezüglich Prüfkonditionen, Prüfequipment und Messunsicherheiten sind im Prüflabor vorhanden und können auf Wunsch bereitgestellt werden.*
2	As contractually agreed, this document has been signed digitally only. TUV Rheinland has not verified and unable to verify which legal or other pertaining requirements are applicable for this document. Such verification is within the responsibility of the user of this document. Upon request by its client, TUV Rheinland can confirm the validity of the digital signature by a separate document. Such request shall be addressed to our Sales department. An environmental fee for such additional service will be charged. *Wie vertraglich vereinbart, wurde dieses Dokument nur digital unterzeichnet. Der TÜV Rheinland hat nicht überprüft, welche rechtlichen oder sonstigen diesbezüglichen Anforderungen für dieses Dokument gelten. Diese Überprüfung liegt in der Verantwortung des Benutzers dieses Dokuments. Auf Verlangen des Kunden kann der TÜV Rheinland die Gültigkeit der digitalen Signatur durch ein gesondertes Dokument bestätigen. Diese Anfrage ist an unseren Vertrieb zu richten. Eine Umweltgebühr für einen solchen zusätzlichen Service wird erhoben.*
3	Test clauses with remark of * are subcontracted to qualified subcontractors and descripted under the respective test clause in the report. Deviations of testing specification(s) or customer requirements are listed in specific test clause in the report. *Prüfklausel mit der Note * wurden an qualifizierte Unterauftragnehmer vergeben und sind unter der jeweiligen Prüfklausel des Berichts beschrieben. Abweichungen von Prüfspezifikation(en) oder Kundenanforderungen sind in der jeweiligen Prüfklausel im Bericht aufgeführt.*
4	The decision rule for statements of conformity, based on numerical measurement results, in this test report is based on the “Zero Guard Band Rule” and “Simple Acceptance” in accordance with ILAC G8:2019 and IEC Guide 115:2021, unless otherwise specified in the applied standard mentioned on Page 1 of this report or requested by the customer. This means that measurement uncertainty is not taken in account and hence also not declared in the test report. For additional information to the resulting risk based of this decision rule please refer to ILAC G8:2019. *Die Entscheidungsregel für Konformitätserklärungen basierend auf numerischen Messergebnisen in diesem Prüfbericht basiert auf der "Null-Grenzwert-Regel" und der "Einfachen Akzeptanz" gemäß ILAC G8:2019 und IEC Guide 115:2021, es sei denn, in der auf Seite 1 dieses Berichts genannten angewandten Norm ist etwas anderes festgelegt oder vom Kunden gewünscht. Dies bedeutet, dass die Messunsicherheit nicht berücksichtigt wird und daher auch nicht im Prüfbericht angegeben wird. Zu weiteren Informationen bezueglich des Risikos durch diese Entscheidungsregel siehe ILAC G8:2019.*

複製禁止

Contents

1 TEST SITES 4
1.1 TEST FACILITIES 4
1.2 LIST OF TEST AND MEASUREMENT INSTRUMENTS 4
1.3 UNCERTAINTY OF MEASUREMENT 4
2 GENERAL PRODUCT INFORMATION 5
2.1 PRODUCT FUNCTION AND INTENDED USE 5
2.2 RATINGS AND SYSTEM DETAILS 5
2.3 TEST CONDITIONS 7
2.4 SPECIAL ACCESSORIES AND AUXILIARY EQUIPMENT 7
2.5 ANTENNA SPECIFICATIONS 7
2.5.1 ANTENNA GAIN 7
2.5.2 ANTENNA PATTERN 7
3 TEST RESULTS 8
3.1 FREQUENCY TOLERANCE MEASUREMENT 8
3.1.1 LIMITS OF FREQUENCY TOLERANCE MEASUREMENT 8
3.1.2 TEST SETUP 8
3.1.3 TEST RESULTS 8
3.2 OCCUPIED BANDWIDTH MEASUREMENT (99% POWER BANDWIDTH) 9
3.2.1 LIMITS OF OCCUPIED BANDWIDTH MEASUREMENT 9
3.2.2 TEST SETUP 9
3.2.3 TEST RESULTS 9
3.3 ANTENNA POWER MEASUREMENT 10
3.3.1 LIMITS OF ANTENNA POWER 10
3.3.2 TEST SETUP 10
3.3.3 TEST RESULTS 10
3.4 SPURIOUS EMISSIONS FOR TRANSMITTER MEASUREMENT 11
3.4.1 LIMITS OF SPURIOUS EMISSIONS 11
3.4.2 TEST SETUP 11
3.4.3 TEST RESULT 11
3.5 SPURIOUS EMISSIONS FOR RECEIVER 12
3.5.1 LIMITS OF SPURIOUS EMISSIONS FOR RECEIVER 12
3.5.2 TEST SETUP 12
3.5.3 TEST RESULT 12
3.6 INTERFERENCE PREVENTION FUNCTION 13
3.6.1 LIMITS OF Interference Prevention Function 13
3.6.2 TEST SETUP 13
3.6.3 TEST RESULTS 13
4 PHOTOGRAPHS OF THE TEST CONFIGURATION 14

複製禁止

1 TEST SITES

1.1 TEST FACILITIES

TÜV Rheinland (Shenzhen) Co., Ltd.
2-3F, 101 & 102, No.2, Nuclear Power Industrial Park, Fuming Community, Fucheng Street, Longhua District, Shenzhen 518000, People's Republic of China

1.2 LIST OF TEST AND MEASUREMENT INSTRUMENTS

Table 1: List of Test and Measurement Equipment

TÜV Rheinland (Shenzhen) Co., Ltd.

Equipment	Manufacturer	Model	Serial No.	Calibration Company	Date calibrated	Cal. until	Note (Radio Law)
Wireless Connectivity Tester	R&S	CMW270	101375	GRGTEST	23.09.2025	22.09.2026	24-2-4-2-(ha)
Signal Analyzer	Rohde & Schwarz	FSV 40	101441	GRGTEST	23.09.2025	22.09.2026	24-2-4-2-(ha)
Power Meter	Rohde & Schwarz	NRP2	107105	GRGTEST	30.10.2025	29.10.2026	24-2-4-2-(ha)
Power Sensor	Rohde & Schwarz	NRP-Z81	105677	GRGTEST	23.09.2025	22.09.2026	24-2-4-2-(ha)
DC Power Supply	KIKUSUI	PAN35-5A	YM002997	GRGTEST	22.02.2025 02.02.2026	21.02.2026 01.02.2027	24-2-4-2-(ha)
Digital Multi Meter	FLUKE	F15B	44350844WS	GRGTEST	24.02.2025 02.02.2026	23.02.2026 01.02.2027	24-2-4-2-(ha)

1.3 UNCERTAINTY OF MEASUREMENT

Where relevant, the following measurement uncertainty levels have been estimated for tests performed on the EUT:

This uncertainty represents an expanded uncertainty expressed at approximately the 95% confidence level using a coverage factor of k=2.

ITEM	UNCERTAINTY
Occupied Bandwidth	206.50 Hz
Spurious emissions	± 3.93dB
Output power density	1.37dB
Out of band radiated power	2.52 dB
Frequency Tolerance	0.104 ppm

複製禁止

2 GENERAL PRODUCT INFORMATION

2.1 PRODUCT FUNCTION AND INTENDED USE

The EUT is a Bluetooth Speaker, and it supports Bluetooth dual mode technology.
Two model number are identical except the model number different.

For details refer to the User Manual, Technical Description and Circuit Diagram.

2.2 RATINGS AND SYSTEM DETAILS

Table 2: Technical Specification of EUT

General Information of EUT	**Description**
Kind of Equipment	Bluetooth Speaker
Type Designation	PARTYBOX 330, PARTYBOX 330T
Trade Mark	JBL
Extreme Temperature Range	0ºC to +40ºC
Input Voltage	AC 100~240V, 50/60Hz, 100W Or DC 7.2V, 9444mAh, 68Wh via built-in Li-ion battery
Output Voltage	DC 5V, 1A via USB-C port
Hardware release No.:	V04
Software release No.:	V26.11.10
Technical Specification of Bluetooth (BDR & EDR)	
Characteristic	**Description**
Operating Frequency band	2402 – 2480 MHz
Channel Number	79 channels
Channel separation	1MHz
Modulation	GFSK, 8DPSK, π/4DQPSK
Antenna Type	FPC antenna
Antenna Gain	2.06 dBi (Provided by the Client)
Technical Specification of Bluetooth Low Energy	
Operating Frequency band	2402 – 2480 MHz for data rate 1Mbps 2404 – 2478 MHz for data rate 2Mbps
Channel Number	40 channels for data rate 1Mbps 38 channels for data rate 2Mbps
Channel separation	2MHz
Data rate	1Mbps, 2Mbps
Modulation	GFSK
Antenna Type	FPC antenna
Antenna Gain	2.06 dBi (Provided by the Client)
rated RF output power:	Please refer to Note 1
Conducted RF output power:	Please refer to Note 1
EIRP output power:	Please refer to Note 1

複製禁止

NOTES:

1. The power table as below table:

Test mode	Rated output power density (mW)	Conducted power density (mW)	EIRP (dBm)
BLE 1Mbps	7	5.9566	9.81
BLE 2Mbps	7	5.9704	9.82

2. For the test results, the EUT had been tested with all conditions.

3. The above EUT information was declared by manufacturer and for more detailed features description please refers to the manufacturer's specifications or user's manual.

Table 3: RF Channel and Frequency, Bluetooth (BDR & EDR)

RF Channel	Frequency (MHz)	RF Channel	Frequency (MHz)	RF Channel	Frequency (MHz)	RF Channel	Frequency (MHz)
0	**2402.00**	20	2422.00	40	2442.00	60	2462.00
1	2403.00	21	2423.00	41	2443.00	61	2463.00
2	2404.00	22	2424.00	42	2444.00	62	2464.00
3	2405.00	23	2425.00	43	2445.00	63	2465.00
4	2406.00	24	2426.00	44	2446.00	64	2466.00
5	2407.00	25	2427.00	45	2447.00	65	2467.00
6	2408.00	26	2428.00	46	2448.00	66	2468.00
7	2409.00	27	2429.00	47	2449.00	67	2469.00
8	2410.00	28	2430.00	48	2450.00	68	2470.00
9	2411.00	29	2431.00	49	2451.00	69	2471.00
10	2412.00	30	2432.00	50	2452.00	70	2472.00
11	2413.00	31	2433.00	51	2453.00	71	2473.00
12	2414.00	32	2434.00	52	2454.00	72	2474.00
13	2415.00	33	2435.00	53	2455.00	73	2475.00
14	2416.00	34	2436.00	54	2456.00	74	2476.00
15	2417.00	35	2437.00	55	2457.00	75	2477.00
16	2418.00	36	2438.00	56	2458.00	76	2478.00
17	2419.00	37	2439.00	57	2459.00	77	2479.00
18	2420.00	38	2440.00	58	2460.00	**78**	**2480.00**
19	2421.00	**39**	**2441.00**	59	2461.00		

複製禁止

Table 4: RF Channel and Frequency, Bluetooth Low Energy

RF Channel	Frequency (MHz)	RF Channel	Frequency (MHz)	RF Channel	Frequency (MHz)	RF Channel	Frequency (MHz)
0	**2402**	10	2422	20	2442	30	2462
1	2404	11	2424	21	2444	31	2464
2	2406	12	2426	22	2446	32	2466
3	2408	13	2428	23	2448	33	2468
4	2410	14	2430	24	2450	34	2470
5	2412	15	2432	25	2452	35	2472
6	2414	16	2434	26	2454	36	2474
7	2416	17	2436	27	2456	37	2476
8	2418	18	2438	28	2458	38	2478
9	2420	**19**	**2440**	29	2460	**39**	**2480**

2.3 TEST CONDITIONS

Test conditions	Voltage (Vdc)
V_{normal}	7.20
V_{max}	6.48
V_{min}	7.92

Test conditions	Unit
Temperature	23.5 deg ℃
Humidity	53.0 %

2.4 SPECIAL ACCESSORIES AND AUXILIARY EQUIPMENT

Table 5: List of Accessories and Auxiliary Equipment

Description	Manufacturer	Model	S/N	Rating
Laptop	Lenovo	T480	PF-16A6N8	N/A

2.5 ANTENNA SPECIFICATIONS

2.5.1 ANTENNA GAIN

Ant. Type	Connector Type	Highest Peak Gain (dBi) 2.4GHz ~ 2.5GHz
FPC antenna	N/A	2.06 dBi

2.5.2 ANTENNA PATTERN

Please refer to the attached file (Antenna report).

複製禁止

3 TEST RESULTS

3.1 FREQUENCY TOLERANCE MEASUREMENT

3.1.1 LIMITS OF FREQUENCY TOLERANCE MEASUREMENT

Tolerance of frequency shall be +/- 50ppm

3.1.2 TEST SETUP

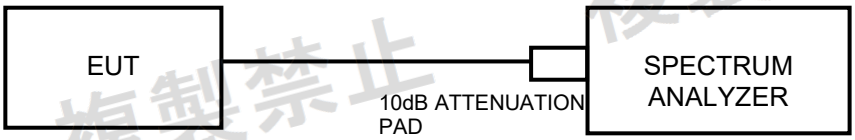

3.1.3 TEST RESULTS

For the measurement records, refer to the appendix A.

複製禁止

3.2 OCCUPIED BANDWIDTH MEASUREMENT (99% POWER BANDWIDTH)

3.2.1 LIMITS OF OCCUPIED BANDWIDTH MEASUREMENT

ITEM	LIMIT	REMARK
Occupied bandwidth	<26MHz	For 802.11b, g & 802.11n (HT20)
Occupied bandwidth	<26MHz	For BT-LE (GFSK)

3.2.2 TEST SETUP

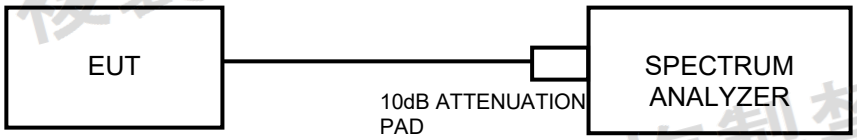

3.2.3 TEST RESULTS

For the measurement records, refer to the appendix A.

複製禁止

3.3 ANTENNA POWER MEASUREMENT

3.3.1 LIMITS OF ANTENNA POWER

Modulation system	Frequency band used	Antenna power (max.)	EIRP (max)	
			Omni-directional case	Directional case
DS.OFDM (Narrow-Band)	2,400 – 2,4835 MHz	10mW/MHz	12.14 dBm/MHz (16.367 mW/MHz)	22.14 dBm/MHz (163.682 mW/MHz)
OFDM (Wide-Band)	2,400 – 2,4835 MHz	5mW/MHz	9.13dBm/MHz (8.185mW/MHz)	19.13dBm/MHz (81.846mW/MHz)
DTS	2,400 – 2,4835 MHz	10Mw* Refer to Note 1& 2	12.14 dBm 16.367 mW	22.14 dBm 163.682 mW

*
Note1: Rated >10mW is possible if EIRP ≦ 12.14dBm.
Note2: Rated >10mW & EUT does not switch frequency within 4s after transmission.

Tolerance of antenna power shall be +20% (upper value) and –80% (lower value).

According article 49.20 f(2)The angular width of the principal radiation in the horizontal and vertical planes of the transmitting antenna shall not exceed the value obtained by the following expression. 360/A degree
A represents the value determined by dividing an equivalent isotropically radiated power by the value obtained by applying an antenna power with the mean power of 10 mW to the transmitting antenna with its absolute gain being 2.14 dB, and shall be 1 when it is lower than 1.

3.3.2 TEST SETUP

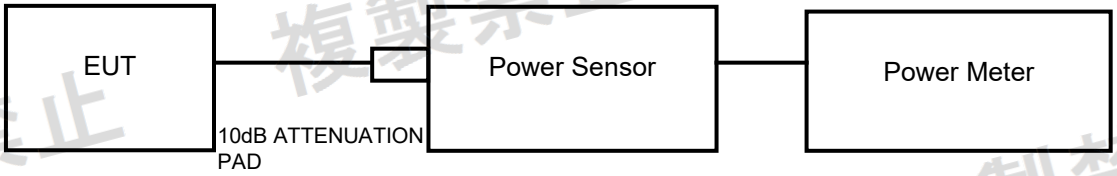

3.3.3 TEST RESULTS

For the measurement records, refer to the appendix A.

複製禁止

3.4 SPURIOUS EMISSIONS FOR TRANSMITTER MEASUREMENT

3.4.1 LIMITS OF SPURIOUS EMISSIONS

FREQUENCIES (MHz)	LIMIT
Operating frequency 2400 to 2483.5MHz	
30.0MHz to 2387MHz	≦ 2.5uW/MHz
2387.0MHz to 2400.0MHz	≦ 25uW/MHz
2483.5MHz to 2496.5MHz	≦ 25uW/MHz
2496.5MHz to 12500.0MHz	≦ 2.5uW/MHz

3.4.2 TEST SETUP

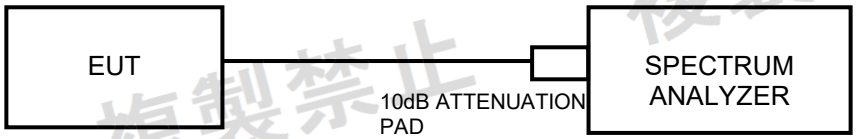

3.4.3 TEST RESULT

For the measurement records, refer to the appendix A.

複製禁止

3.5 SPURIOUS EMISSIONS FOR RECEIVER

3.5.1 LIMITS OF SPURIOUS EMISSIONS FOR RECEIVER

FREQUENCIES (MHz)	LIMIT
Below 1GHz	≦4nW (-54dBm)
Above 1GHz	≦20nW (-47dBm)

3.5.2 TEST SETUP

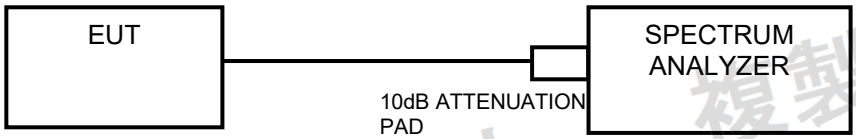

3.5.3 TEST RESULT

For the measurement records, refer to the appendix A.

複製禁止

3.6 INTERFERENCE PREVENTION FUNCTION

3.6.1 LIMITS OF Interference Prevention Function

The function specified in Article 9-4 of the Ordinance Regulating Radio Equipment

3.6.2 TEST SETUP

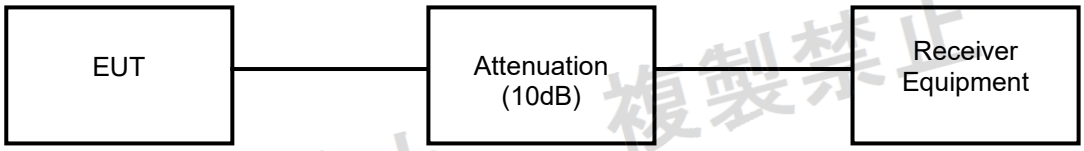

3.6.3 TEST RESULTS

ENVIRONMENTAL CONDITIONS	23.5 deg.C, 53.0% RH
LINK MODE	**TEST RESULT**
BT-LE	PASS

EUT connected to CMW270, MAC address (24C406DBC6E9) as below:

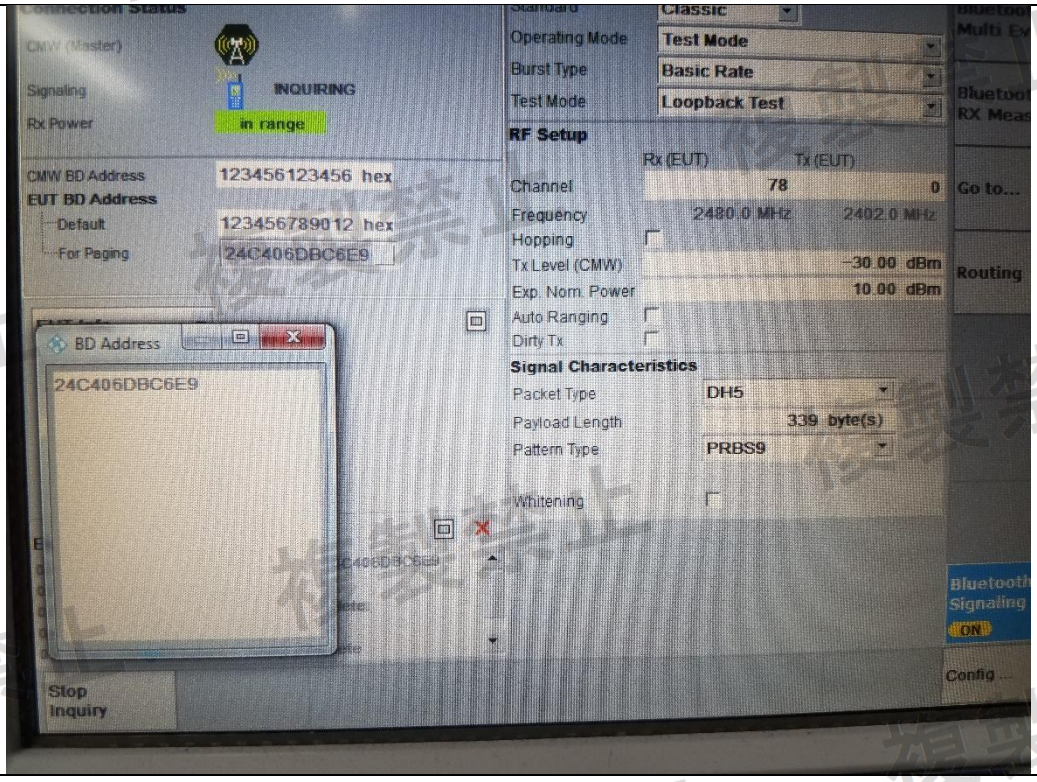

4 PHOTOGRAPHS OF THE TEST CONFIGURATION

---END---

複製禁止

Appendix A

Test results of Bluetooth Low Energy

1 APPENDIX A.1 : FREQUENCY TOLERANCE 2
2 APPENDIX A.2 : OCCUPIED BANDWIDTH 6
3 APPENDIX A.3 : ANTENNA POWER 13
4 APPENDIX A.4: SPURIOUS EMISSIONS FOR TRANSMITTER 15
5 APPENDIX A.5: SPURIOUS EMISSIONS FOR RECEIVER 53

複製禁止

1 Appendix A.1 : FREQUENCY TOLERANCE

Note:
NTNV means: Normal Temperature & Normal Voltage, NTHV means: Normal Temperature & Max. Voltage, NTLV means: Normal Temperature & Min. Voltage.

TestCondition	TestMode	Antenna	Freq(MHz)	Result[ppm]	Limit[ppm]	Verdict
NTNV	BLE_1M	Ant1	2402	-0.37469	±50	PASS
			2440	-0.61475	±50	PASS
			2480	-0.60484	±50	PASS
NTLV	BLE_1M	Ant1	2402	-0.37469	±50	PASS
			2440	-0.61475	±50	PASS
			2480	-0.60484	±50	PASS
NTHV	BLE_1M	Ant1	2402	-0.37469	±50	PASS
			2440	-0.61475	±50	PASS
			2480	-0.60484	±50	PASS

NTNV_BLE_1M_Ant1_2402

NTNV_BLE_1M_Ant1_2440

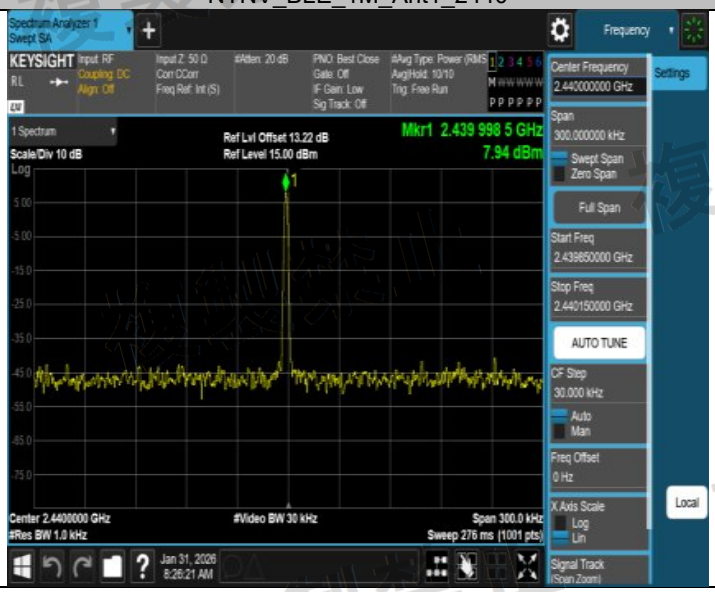

NTNV_BLE_1M_Ant1_2480

NTLV_BLE_1M_Ant1_2402

NTLV_BLE_1M_Ant1_2440

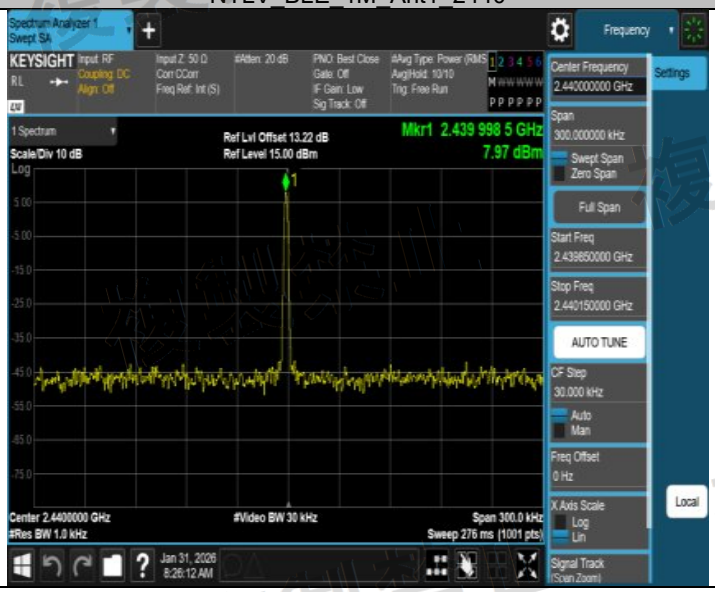

NTLV_BLE_1M_Ant1_2480

NTHV_BLE_1M_Ant1_2402

NTHV_BLE_1M_Ant1_2440

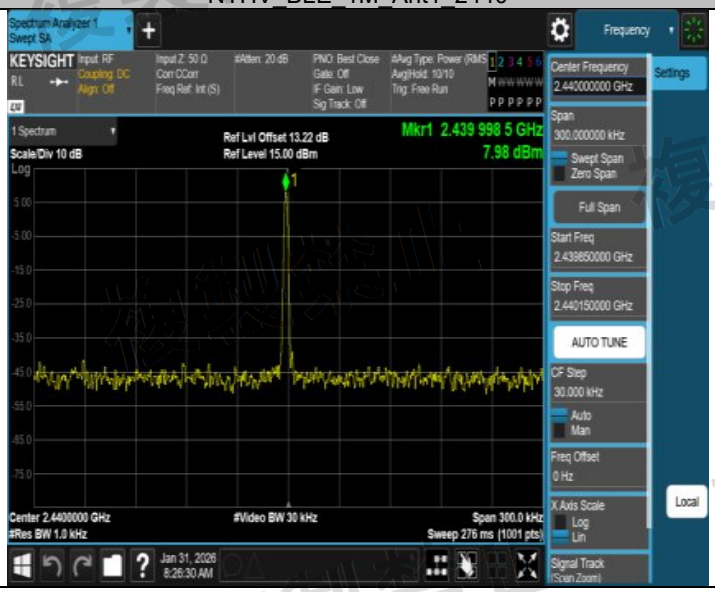

NTHV_BLE_1M_Ant1_2480

2 Appendix A.2 : OCCUPIED BANDWIDTH

TestCondition	TestMode	Antenna	Freq(MHz)	Result [MHz]	Limit [MHz]	Verdict
NTNV	BLE_1M	Ant1	2402	1.261	≤26	PASS
			2440	1.262	≤26	PASS
			2480	1.256	≤26	PASS
	BLE_2M	Ant1	2404	2.184	≤26	PASS
			2440	2.192	≤26	PASS
			2478	2.187	≤26	PASS
NTLV	BLE_1M	Ant1	2402	1.261	≤26	PASS
			2440	1.262	≤26	PASS
			2480	1.255	≤26	PASS
	BLE_2M	Ant1	2404	2.188	≤26	PASS
			2440	2.196	≤26	PASS
			2478	2.176	≤26	PASS
NTHV	BLE_1M	Ant1	2402	1.259	≤26	PASS
			2440	1.262	≤26	PASS
			2480	1.256	≤26	PASS
	BLE_2M	Ant1	2404	2.191	≤26	PASS
			2440	2.183	≤26	PASS
			2478	2.182	≤26	PASS

NTNV_BLE_1M_Ant1_2402

NTNV_BLE_1M_Ant1_2440

NTNV_BLE_1M_Ant1_2480

NTNV_BLE_2M_Ant1_2404

NTNV_BLE_2M_Ant1_2440

NTNV_BLE_2M_Ant1_2478

NTLV_BLE_1M_Ant1_2402

NTLV_BLE_1M_Ant1_2440

NTLV_BLE_1M_Ant1_2480

NTLV_BLE_2M_Ant1_2404

NTLV_BLE_2M_Ant1_2440

NTLV_BLE_2M_Ant1_2478

NTHV_BLE_1M_Ant1_2402

NTHV_BLE_1M_Ant1_2440

NTHV_BLE_1M_Ant1_2480

NTHV_BLE_2M_Ant1_2404

NTHV_BLE_2M_Ant1_2440

NTHV_BLE_2M_Ant1_2478

3 Appendix A.3 : ANTENNA POWER

Antenna Power							
TestCondition	TestMode	Antenna	Freq(MHz)	Result(dBm)	Result(mW)	Limit(mW)	Verdict
NTNV	BLE_1M	Ant1	2402	7.69	5.8749	≤10	PASS
			2440	7.74	5.9429	≤10	PASS
			2480	7.73	5.9293	≤10	PASS
	BLE_2M	Ant1	2404	7.74	5.9429	≤10	PASS
			2440	7.76	5.9704	≤10	PASS
			2478	7.68	5.8614	≤10	PASS
NTLV	BLE_1M	Ant1	2402	7.69	5.8749	≤10	PASS
			2440	7.73	5.9293	≤10	PASS
			2480	7.73	5.9293	≤10	PASS
	BLE_2M	Ant1	2404	7.73	5.9293	≤10	PASS
			2440	7.76	5.9704	≤10	PASS
			2478	7.68	5.8614	≤10	PASS
NTHV	BLE_1M	Ant1	2402	7.69	5.8749	≤10	PASS
			2440	7.75	5.9566	≤10	PASS
			2480	7.73	5.9293	≤10	PASS
	BLE_2M	Ant1	2404	7.73	5.9293	≤10	PASS
			2440	7.76	5.9704	≤10	PASS
			2478	7.69	5.8749	≤10	PASS

Tolerance								
Test Condition	Test Mode	Antenna	Freq(MHz)	Power (mW)	RatedPower (mW)	Result (%)	Limit (%)	Verdict
NTNV	BLE_1M	Ant1	2402	5.8749	7	-16.07	+20	PASS
			2440	5.9429	7	-15.10	+20	PASS
			2480	5.9293	7	-15.30	+20	PASS
	BLE_2M	Ant1	2404	5.9429	7	-15.10	+20	PASS
			2440	5.9704	7	-14.71	+20	PASS
			2478	5.8614	7	-16.27	+20	PASS
NTLV	BLE_1M	Ant1	2402	5.8749	7	-16.07	+20	PASS
			2440	5.9293	7	-15.30	+20	PASS
			2480	5.9293	7	-15.30	+20	PASS
	BLE_2M	Ant1	2404	5.9293	7	-15.30	+20	PASS
			2440	5.9704	7	-14.71	+20	PASS
			2478	5.8614	7	-16.27	+20	PASS
NTHV	BLE_1M	Ant1	2402	5.8749	7	-16.07	+20	PASS
			2440	5.9566	7	-14.91	+20	PASS
			2480	5.9293	7	-15.30	+20	PASS
	BLE_2M	Ant1	2404	5.9293	7	-15.30	+20	PASS
			2440	5.9704	7	-14.71	+20	PASS
			2478	5.8749	7	-16.07	+20	PASS

複製禁止

EIRP							
TestCondition	TestMode	Antenna	Freq (MHz)	Power (dBm)	EIRP(dBm)	Limit (dBm)	Verdict
NTNV	BLE_1M	Ant1	2402	7.69	9.75	≤12.14	PASS
			2440	7.74	9.80	≤12.14	PASS
			2480	7.73	9.79	≤12.14	PASS
	BLE_2M	Ant1	2404	7.74	9.80	≤12.14	PASS
			2440	7.76	9.82	≤12.14	PASS
			2478	7.68	9.74	≤12.14	PASS
NTLV	BLE_1M	Ant1	2402	7.69	9.75	≤12.14	PASS
			2440	7.73	9.79	≤12.14	PASS
			2480	7.73	9.79	≤12.14	PASS
	BLE_2M	Ant1	2404	7.73	9.79	≤12.14	PASS
			2440	7.76	9.82	≤12.14	PASS
			2478	7.68	9.74	≤12.14	PASS
NTHV	BLE_1M	Ant1	2402	7.69	9.75	≤12.14	PASS
			2440	7.75	9.81	≤12.14	PASS
			2480	7.73	9.79	≤12.14	PASS
	BLE_2M	Ant1	2404	7.73	9.79	≤12.14	PASS
			2440	7.76	9.82	≤12.14	PASS
			2478	7.69	9.75	≤12.14	PASS

複製禁止

4 Appendix A.4: SPURIOUS EMISSIONS FOR TRANSMITTER

Test Condition	Test Mode	Antenna	Freq (MHz)	Freq.Range [MHz]	Freq. [MHz]	Result [dBm]	Limit [dBm]	Result [μW]	Limit [μW]	Verdict
NTNV	BLE_ 1M	Ant1	2402	30~500	188.74	-48.31	≤-26	0.01476	≤2.5	PASS
				500~1000	552.88	-56.22	≤-26	0.00239	≤2.5	PASS
				1000~2387	2386.31	-51.95	≤-26	0.00638	≤2.5	PASS
				2387~2400	2399.98	-23.48	≤-16	4.48745	≤25	PASS
				2483.5~2496.5	2484.35	-43.92	≤-16	0.04055	≤25	PASS
				2496.5~13000	4804.64	-51.19	≤-26	0.00760	≤2.5	PASS
			2440	30~500	185.34	-48.55	≤-26	0.01396	≤2.5	PASS
				500~1000	518.13	-56.21	≤-26	0.00239	≤2.5	PASS
				1000~2387	2099.20	-53.61	≤-26	0.00436	≤2.5	PASS
				2387~2400	2391.76	-44.11	≤-16	0.03882	≤25	PASS
				2483.5~2496.5	2485.59	-43.49	≤-16	0.04477	≤25	PASS
				2496.5~13000	3417.66	-48.20	≤-26	0.01514	≤2.5	PASS
			2480	30~500	193.09	-48.36	≤-26	0.01459	≤2.5	PASS
				500~1000	868.50	-56.61	≤-26	0.00218	≤2.5	PASS
				1000~2387	2047.19	-53.54	≤-26	0.00443	≤2.5	PASS
				2387~2400	2389.28	-44.52	≤-16	0.03532	≤25	PASS
				2483.5~2496.5	2483.52	-32.69	≤-16	0.53827	≤25	PASS
				2496.5~13000	4959.57	-50.70	≤-26	0.00851	≤2.5	PASS
	BLE_ 2M	Ant1	2404	30~500	181.11	-47.72	≤-26	0.01690	≤2.5	PASS
				500~1000	821.88	-56.18	≤-26	0.00241	≤2.5	PASS
				1000~2387	2058.63	-52.88	≤-26	0.00515	≤2.5	PASS
				2387~2400	2399.85	-35.43	≤-16	0.28642	≤25	PASS
				2483.5~2496.5	2495.34	-43.92	≤-16	0.04055	≤25	PASS
				2496.5~13000	3519.02	-50.54	≤-26	0.00883	≤2.5	PASS
			2440	30~500	197.09	-48.33	≤-26	0.01469	≤2.5	PASS
				500~1000	524.88	-55.85	≤-26	0.00260	≤2.5	PASS
				1000~2387	1936.57	-53.91	≤-26	0.00406	≤2.5	PASS
				2387~2400	2397.27	-43.77	≤-16	0.04198	≤25	PASS
				2483.5~2496.5	2495.17	-43.88	≤-16	0.04093	≤25	PASS
				2496.5~13000	4879.22	-52.13	≤-26	0.00612	≤2.5	PASS
			2478	30~500	172.41	-48.52	≤-26	0.01406	≤2.5	PASS
				500~1000	551.75	-55.80	≤-26	0.00263	≤2.5	PASS
				1000~2387	2010.43	-53.47	≤-26	0.00450	≤2.5	PASS
				2387~2400	2389.35	-44.57	≤-16	0.03491	≤25	PASS
				2483.5~2496.5	2483.56	-39.45	≤-16	0.11350	≤25	PASS
				2496.5~13000	4954.84	-50.78	≤-26	0.00836	≤2.5	PASS

NTLV	BLE_ 1M	Ant1	2402	30~500	176.99	-48.27	≤-26	0.01489	≤2.5	PASS
				500~1000	852.25	-56.39	≤-26	0.00230	≤2.5	PASS
				1000~2387	2383.88	-51.06	≤-26	0.00783	≤2.5	PASS
				2387~2400	2399.97	-23.64	≤-16	4.32514	≤25	PASS
				2483.5~2496.5	2493.39	-43.34	≤-16	0.04634	≤25	PASS
				2496.5~13000	4803.59	-51.75	≤-26	0.00668	≤2.5	PASS
			2440	30~500	190.15	-48.10	≤-26	0.01549	≤2.5	PASS
				500~1000	593.88	-56.13	≤-26	0.00244	≤2.5	PASS
				1000~2387	1978.53	-53.49	≤-26	0.00448	≤2.5	PASS
				2387~2400	2392.26	-44.40	≤-16	0.03631	≤25	PASS
				2483.5~2496.5	2486.50	-43.89	≤-16	0.04083	≤25	PASS
				2496.5~13000	4879.22	-51.38	≤-26	0.00728	≤2.5	PASS
			2480	30~500	173.94	-48.36	≤-26	0.01459	≤2.5	PASS
				500~1000	565.88	-55.99	≤-26	0.00252	≤2.5	PASS
				1000~2387	2068.34	-53.29	≤-26	0.00469	≤2.5	PASS
				2387~2400	2388.15	-44.26	≤-16	0.03750	≤25	PASS
				2483.5~2496.5	2483.50	-32.76	≤-16	0.52966	≤25	PASS
				2496.5~13000	4959.57	-50.45	≤-26	0.00902	≤2.5	PASS
	BLE_	Ant1	2404	30~500	183.10	-47.97	≤-26	0.01596	≤2.5	PASS

	2M			500~1000	901.88	-55.83	≤-26	0.00261	≤2.5	PASS
				1000~2387	2371.05	-52.66	≤-26	0.00542	≤2.5	PASS
				2387~2400	2399.93	-34.90	≤-16	0.32359	≤25	PASS
				2483.5~2496.5	2491.36	-44.12	≤-16	0.03873	≤25	PASS
				2496.5~13000	4808.32	-51.53	≤-26	0.00703	≤2.5	PASS
			2440	30~500	199.79	-49.94	≤-26	0.01014	≤2.5	PASS
				500~1000	885.00	-55.29	≤-26	0.00296	≤2.5	PASS
				1000~2387	2057.93	-53.53	≤-26	0.00444	≤2.5	PASS
				2387~2400	2389.14	-43.67	≤-16	0.04295	≤25	PASS
				2483.5~2496.5	2489.90	-43.61	≤-16	0.04355	≤25	PASS
				2496.5~13000	4879.22	-50.64	≤-26	0.00863	≤2.5	PASS
			2478	30~500	187.22	-48.51	≤-26	0.01409	≤2.5	PASS
				500~1000	730.88	-55.57	≤-26	0.00277	≤2.5	PASS
				1000~2387	2165.08	-53.63	≤-26	0.00434	≤2.5	PASS
				2387~2400	2395.35	-44.15	≤-16	0.03846	≤25	PASS
				2483.5~2496.5	2483.75	-39.58	≤-16	0.11015	≤25	PASS
				2496.5~13000	4954.84	-51.56	≤-26	0.00698	≤2.5	PASS

NTHV	BLE_1M	Ant1	2402	30~500	177.58	-48.30	≤-26	0.01479	≤2.5	PASS
				500~1000	505.63	-56.24	≤-26	0.00238	≤2.5	PASS
				1000~2387	2387.00	-52.65	≤-26	0.00543	≤2.5	PASS
				2387~2400	2399.98	-23.55	≤-16	4.41570	≤25	PASS
				2483.5~2496.5	2484.10	-43.94	≤-16	0.04036	≤25	PASS
				2496.5~13000	4803.59	-50.93	≤-26	0.00807	≤2.5	PASS
			2440	30~500	195.68	-47.67	≤-26	0.01710	≤2.5	PASS
				500~1000	825.38	-56.60	≤-26	0.00219	≤2.5	PASS
				1000~2387	2164.04	-53.68	≤-26	0.00429	≤2.5	PASS
				2387~2400	2390.52	-44.29	≤-16	0.03724	≤25	PASS
				2483.5~2496.5	2492.90	-44.32	≤-16	0.03698	≤25	PASS
				2496.5~13000	3844.62	-54.13	≤-26	0.00386	≤2.5	PASS
			2480	30~500	178.87	-48.46	≤-26	0.01426	≤2.5	PASS
				500~1000	601.88	-56.20	≤-26	0.00240	≤2.5	PASS
				1000~2387	2006.27	-53.11	≤-26	0.00489	≤2.5	PASS
				2387~2400	2395.41	-44.20	≤-16	0.03802	≤25	PASS
				2483.5~2496.5	2483.50	-32.85	≤-16	0.51880	≤25	PASS
				2496.5~13000	4960.62	-51.51	≤-26	0.00706	≤2.5	PASS
	BLE_2M	Ant1	2404	30~500	190.27	-48.49	≤-26	0.01416	≤2.5	PASS
				500~1000	883.38	-56.41	≤-26	0.00229	≤2.5	PASS
				1000~2387	2026.73	-52.82	≤-26	0.00522	≤2.5	PASS
				2387~2400	2399.94	-35.02	≤-16	0.31477	≤25	PASS
				2483.5~2496.5	2491.22	-43.65	≤-16	0.04315	≤25	PASS
				2496.5~13000	4806.74	-51.70	≤-26	0.00676	≤2.5	PASS
			2440	30~500	187.22	-48.43	≤-26	0.01435	≤2.5	PASS
				500~1000	714.63	-56.26	≤-26	0.00237	≤2.5	PASS
				1000~2387	2037.82	-53.32	≤-26	0.00466	≤2.5	PASS
				2387~2400	2391.56	-44.25	≤-16	0.03758	≤25	PASS
				2483.5~2496.5	2496.12	-43.96	≤-16	0.04018	≤25	PASS
				2496.5~13000	4879.22	-51.85	≤-26	0.00653	≤2.5	PASS
			2478	30~500	173.23	-48.39	≤-26	0.01449	≤2.5	PASS
				500~1000	922.63	-56.27	≤-26	0.00236	≤2.5	PASS
				1000~2387	2004.53	-53.68	≤-26	0.00429	≤2.5	PASS
				2387~2400	2388.97	-44.58	≤-16	0.03483	≤25	PASS
				2483.5~2496.5	2483.58	-39.61	≤-16	0.10940	≤25	PASS
				2496.5~13000	4955.37	-50.86	≤-26	0.00820	≤2.5	PASS

複製禁止

NTNV_BLE_1M_Ant1_2402_30~500

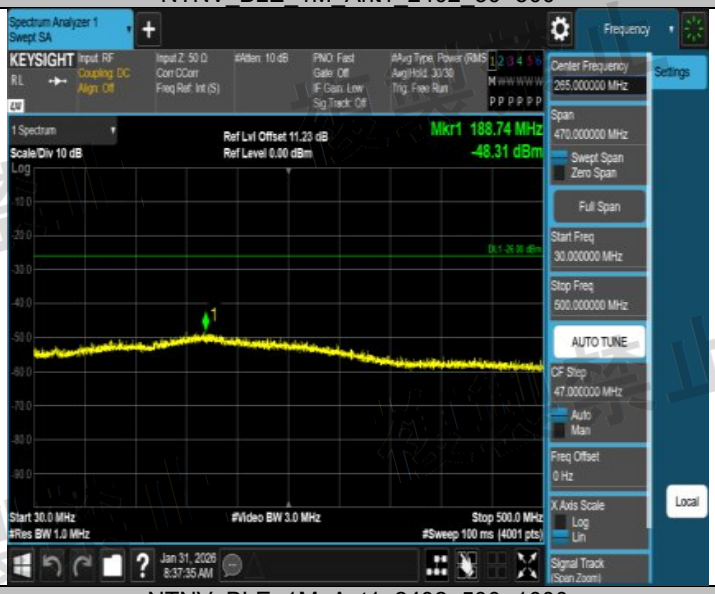

NTNV_BLE_1M_Ant1_2402_500~1000

NTNV_BLE_1M_Ant1_2402_1000~2387

NTNV_BLE_1M_Ant1_2402_2387~2400

NTNV_BLE_1M_Ant1_2402_2483.5~2496.5

NTNV_BLE_1M_Ant1_2402_2496.5~13000

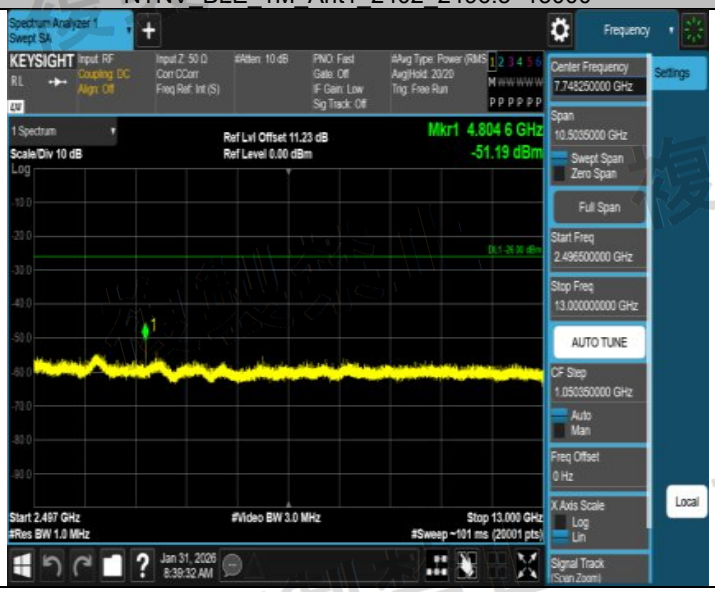

NTNV_BLE_1M_Ant1_2440_30~500

NTNV_BLE_1M_Ant1_2440_500~1000

NTNV_BLE_1M_Ant1_2440_1000~2387

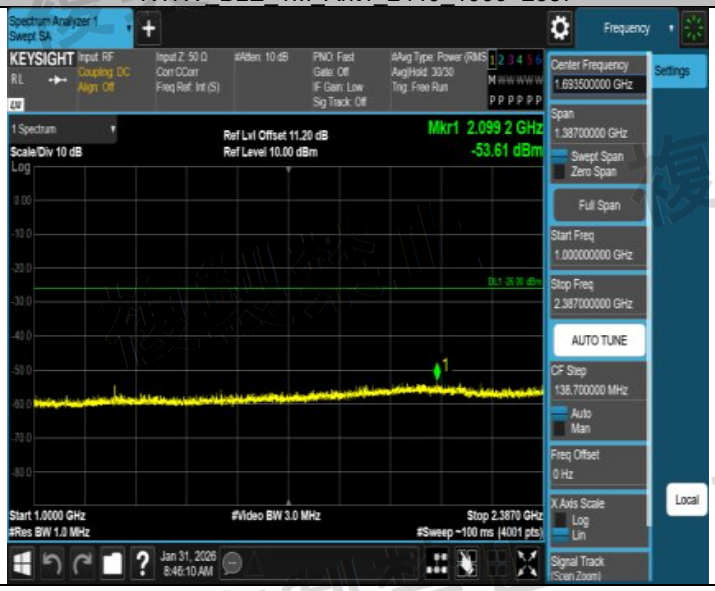

複製禁止

NTNV_BLE_1M_Ant1_2440_2387~2400

NTNV_BLE_1M_Ant1_2440_2483.5~2496.5

NTNV_BLE_1M_Ant1_2440_2496.5~13000

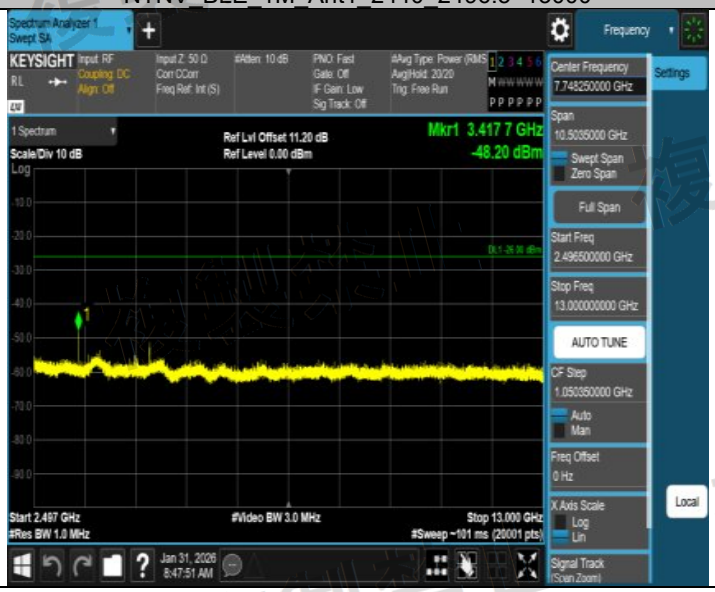

NTNV_BLE_1M_Ant1_2480_30~500

NTNV_BLE_1M_Ant1_2480_500~1000

NTNV_BLE_1M_Ant1_2480_1000~2387

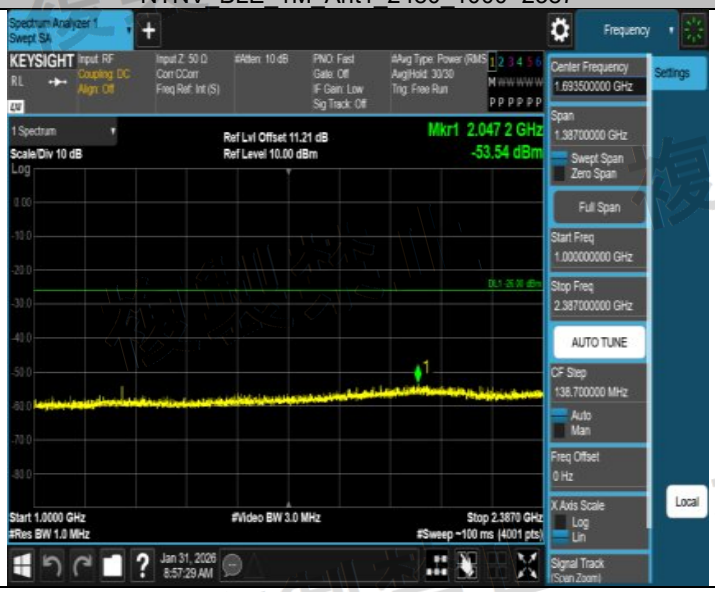

NTNV_BLE_1M_Ant1_2480_2387~2400

NTNV_BLE_1M_Ant1_2480_2483.5~2496.5

NTNV_BLE_1M_Ant1_2480_2496.5~13000

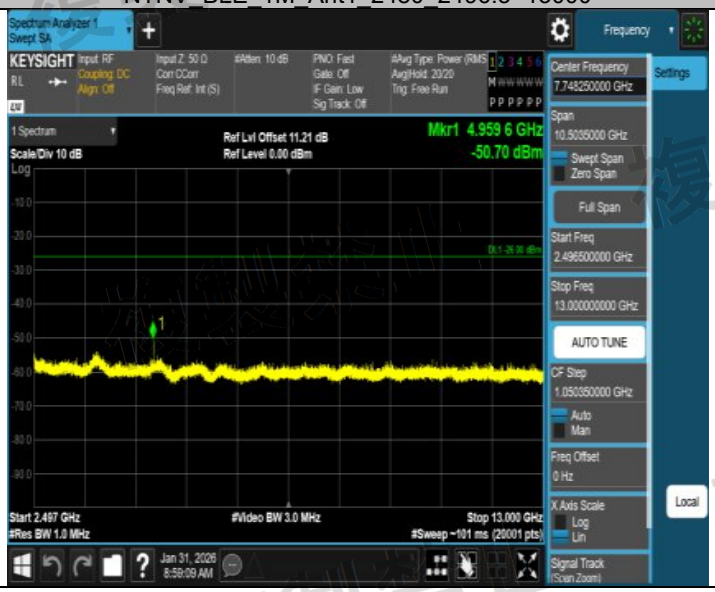

NTNV_BLE_2M_Ant1_2404_30~500

NTNV_BLE_2M_Ant1_2404_500~1000

NTNV_BLE_2M_Ant1_2404_1000~2387

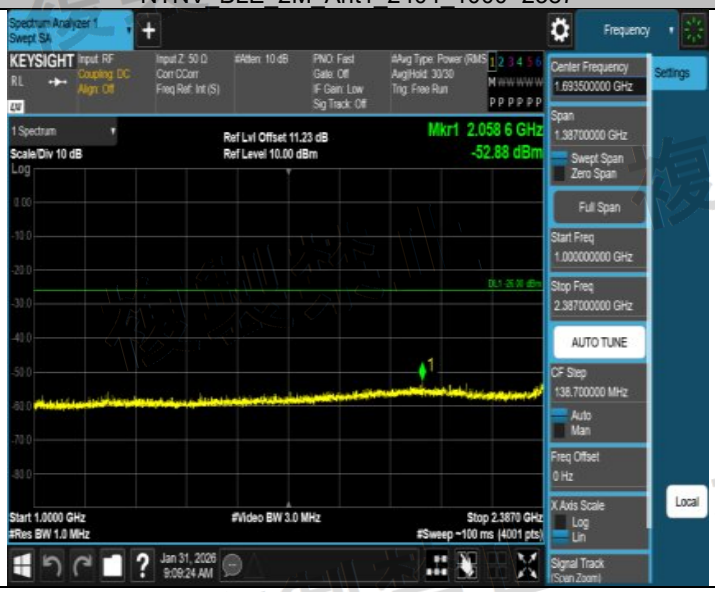

複製禁止

NTNV_BLE_2M_Ant1_2404_2387~2400

NTNV_BLE_2M_Ant1_2404_2483.5~2496.5

NTNV_BLE_2M_Ant1_2404_2496.5~13000

NTNV_BLE_2M_Ant1_2440_30~500

NTNV_BLE_2M_Ant1_2440_500~1000

NTNV_BLE_2M_Ant1_2440_1000~2387

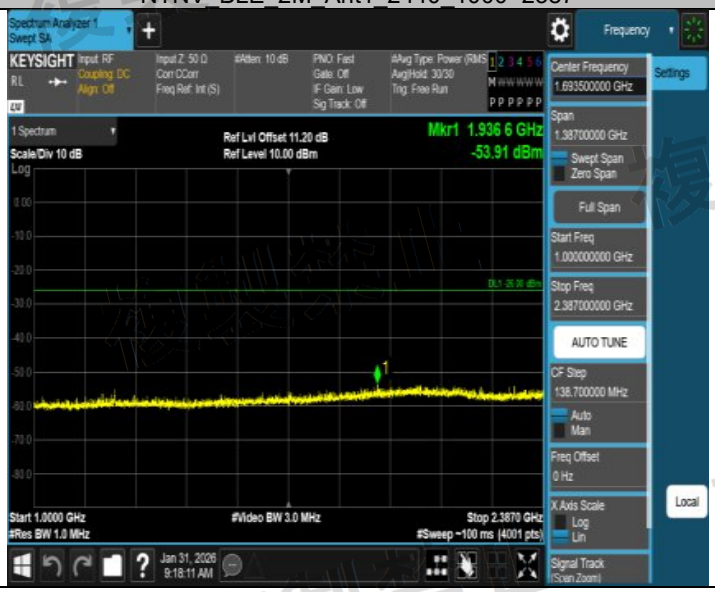

NTNV_BLE_2M_Ant1_2440_2387~2400

NTNV_BLE_2M_Ant1_2440_2483.5~2496.5

NTNV_BLE_2M_Ant1_2440_2496.5~13000

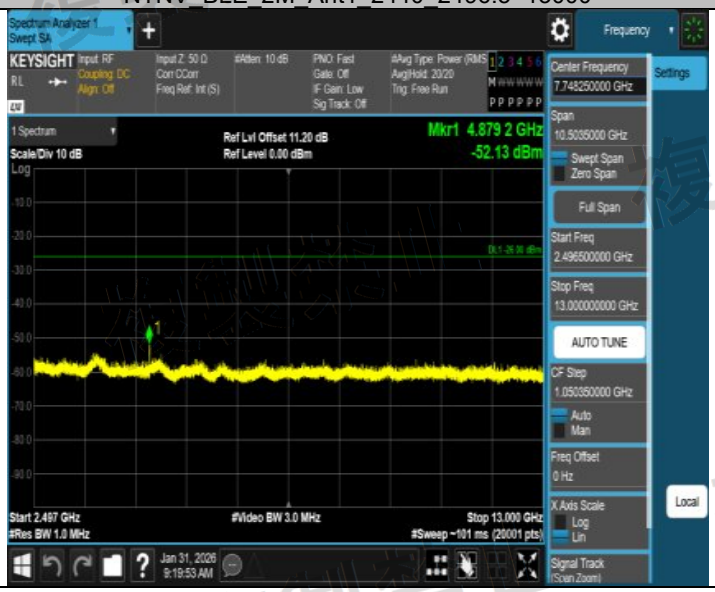

複製禁止

NTNV_BLE_2M_Ant1_2478_30~500

NTNV_BLE_2M_Ant1_2478_500~1000

NTNV_BLE_2M_Ant1_2478_1000~2387

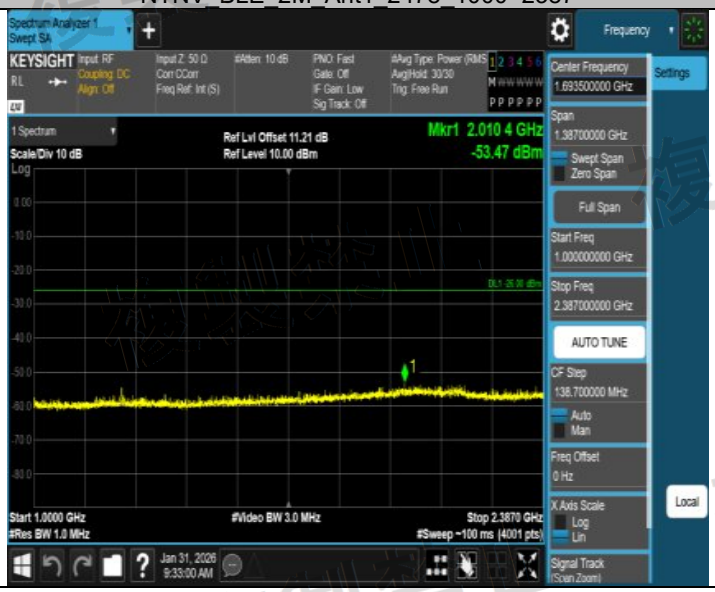

NTNV_BLE_2M_Ant1_2478_2387~2400

NTNV_BLE_2M_Ant1_2478_2483.5~2496.5

NTNV_BLE_2M_Ant1_2478_2496.5~13000

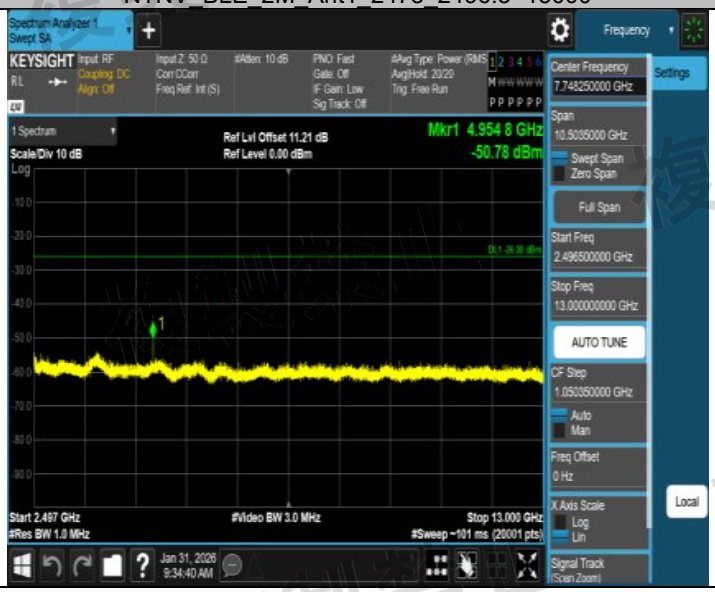

NTLV_BLE_1M_Ant1_2402_30~500

NTLV_BLE_1M_Ant1_2402_500~1000

NTLV_BLE_1M_Ant1_2402_1000~2387

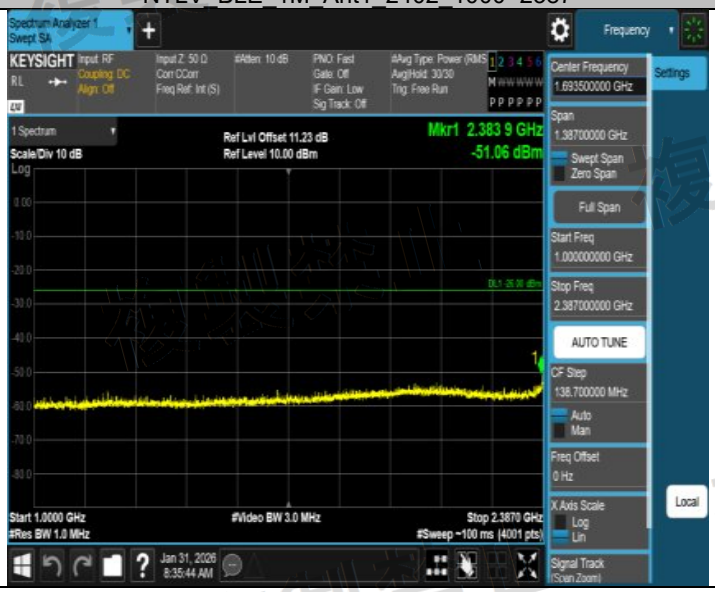

複製禁止

NTLV_BLE_1M_Ant1_2402_2387~2400

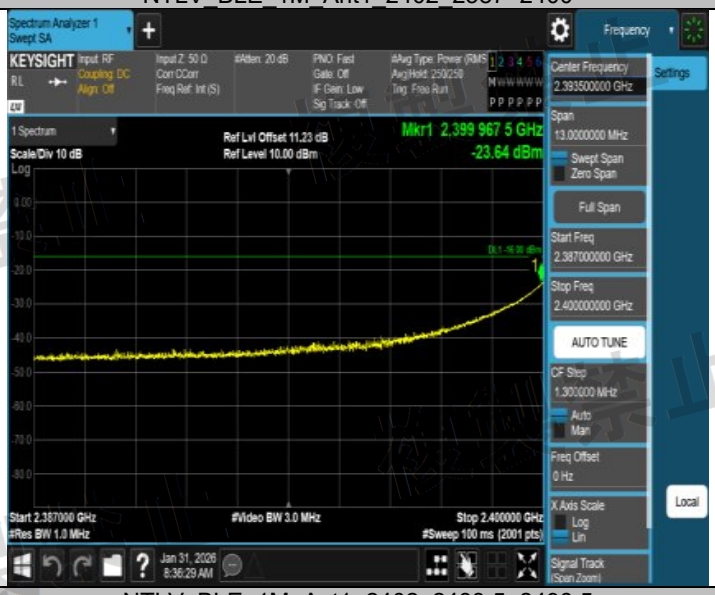

NTLV_BLE_1M_Ant1_2402_2483.5~2496.5

NTLV_BLE_1M_Ant1_2402_2496.5~13000

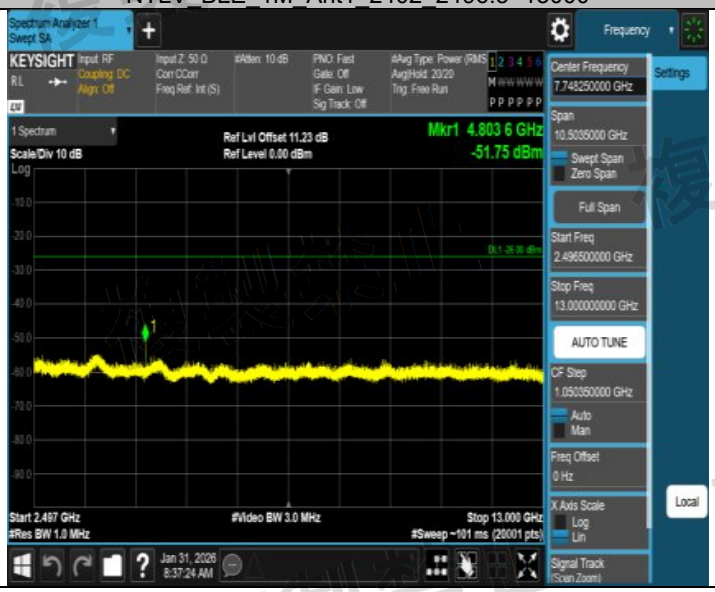

NTLV_BLE_1M_Ant1_2440_30~500

NTLV_BLE_1M_Ant1_2440_500~1000

NTLV_BLE_1M_Ant1_2440_1000~2387

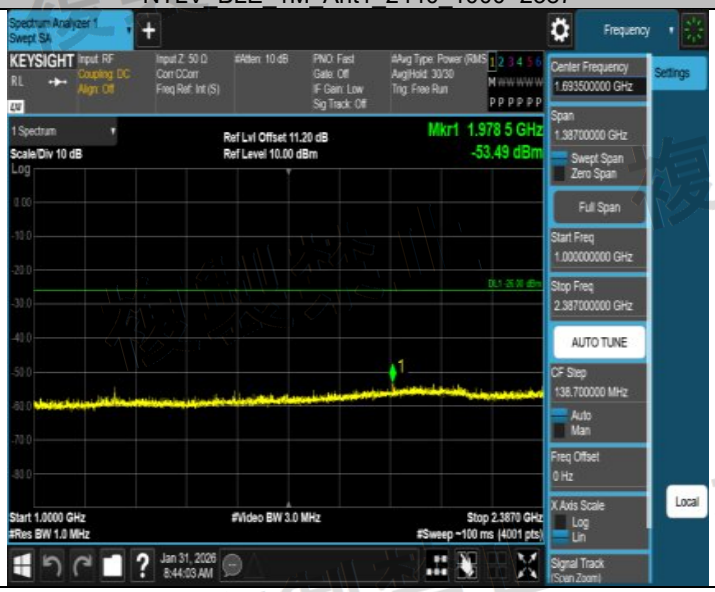

複製禁止

NTLV_BLE_1M_Ant1_2440_2387~2400

NTLV_BLE_1M_Ant1_2440_2483.5~2496.5

NTLV_BLE_1M_Ant1_2440_2496.5~13000

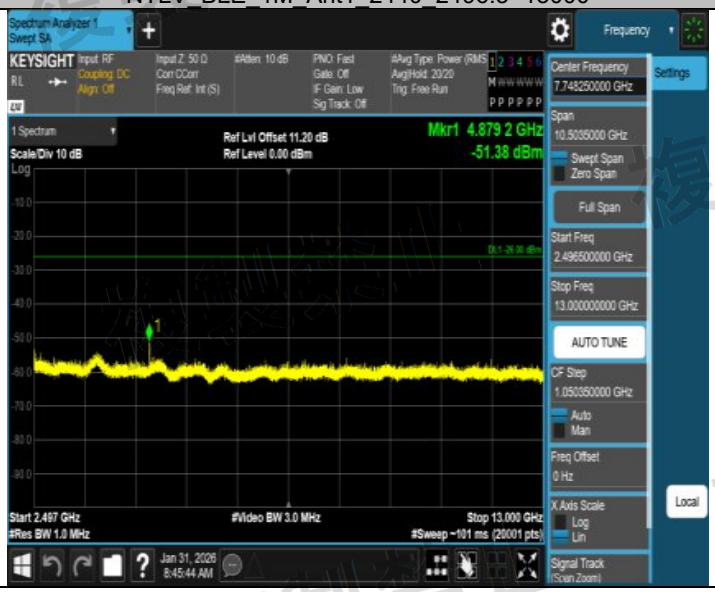

NTLV_BLE_1M_Ant1_2480_30~500

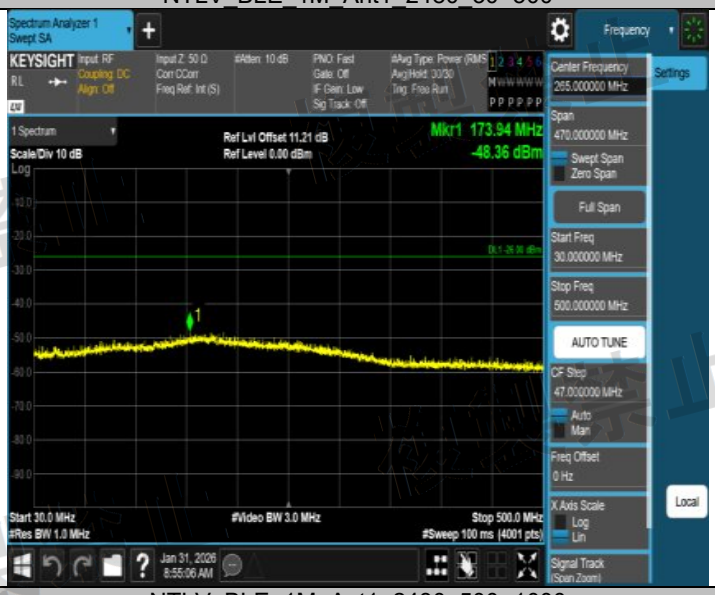

NTLV_BLE_1M_Ant1_2480_500~1000

NTLV_BLE_1M_Ant1_2480_1000~2387

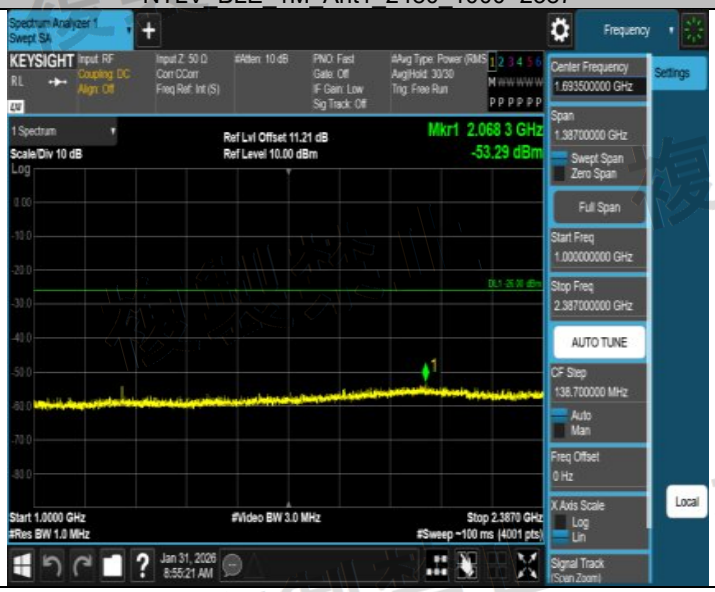

複製禁止

NTLV_BLE_1M_Ant1_2480_2387~2400

NTLV_BLE_1M_Ant1_2480_2483.5~2496.5

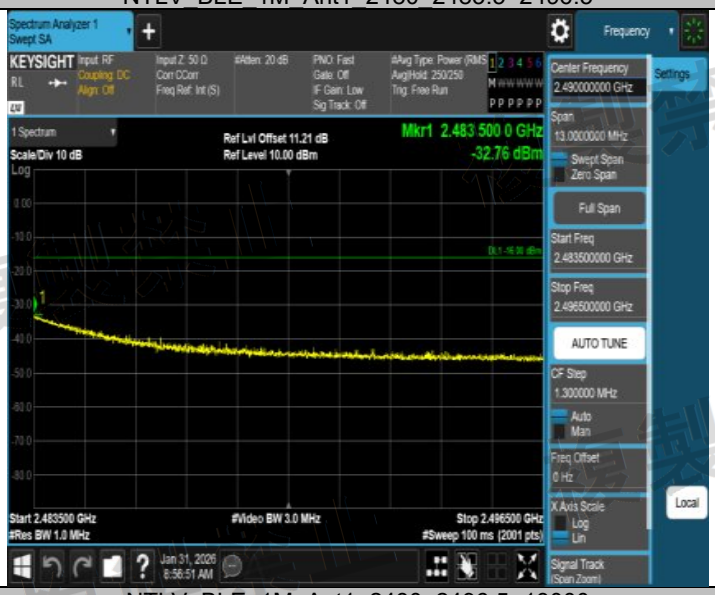

NTLV_BLE_1M_Ant1_2480_2496.5~13000

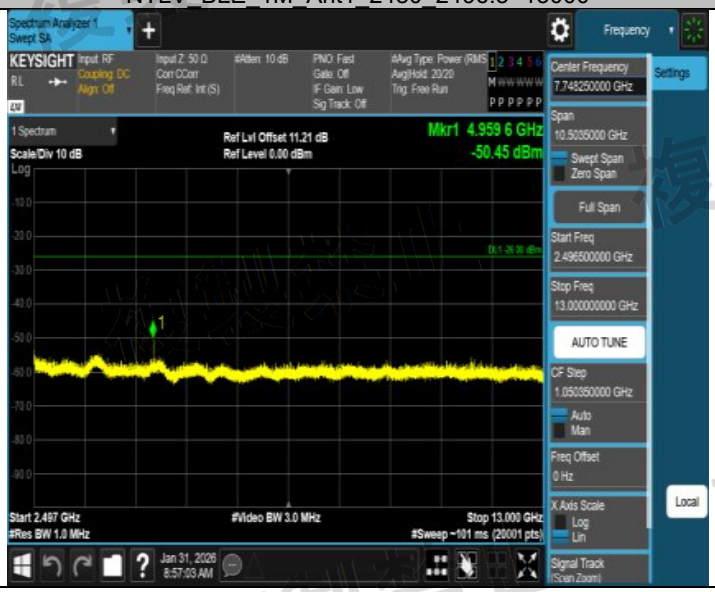

複製禁止

NTLV_BLE_2M_Ant1_2404_30~500

NTLV_BLE_2M_Ant1_2404_500~1000

NTLV_BLE_2M_Ant1_2404_1000~2387

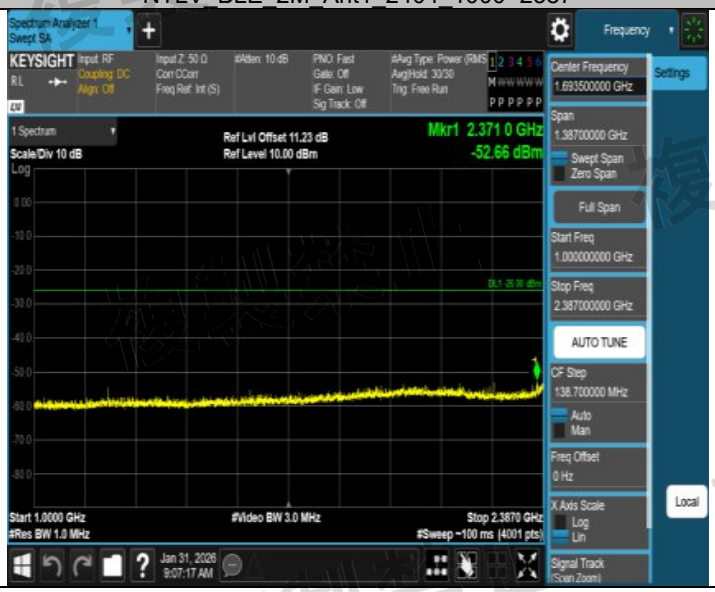

NTLV_BLE_2M_Ant1_2404_2387~2400

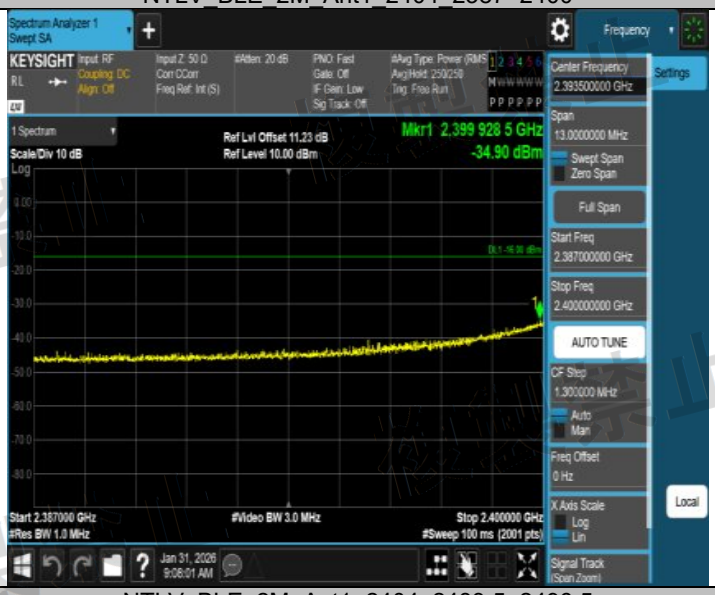

NTLV_BLE_2M_Ant1_2404_2483.5~2496.5

NTLV_BLE_2M_Ant1_2404_2496.5~13000

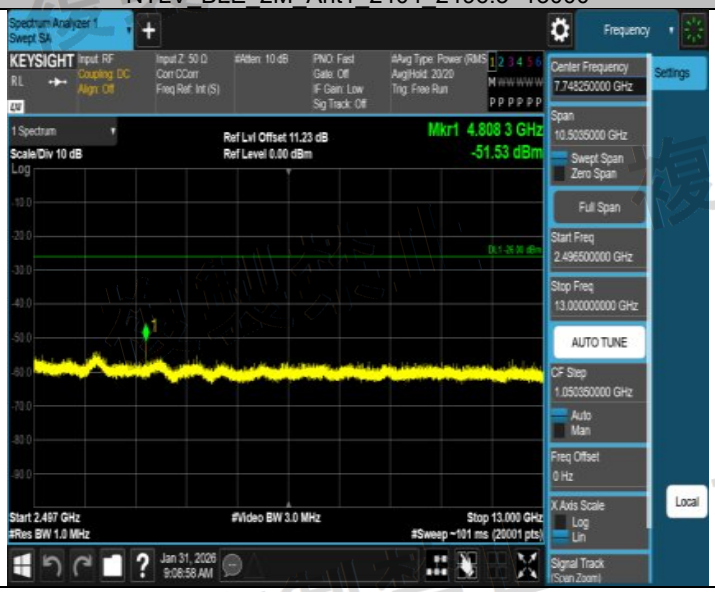

NTLV_BLE_2M_Ant1_2440_30~500

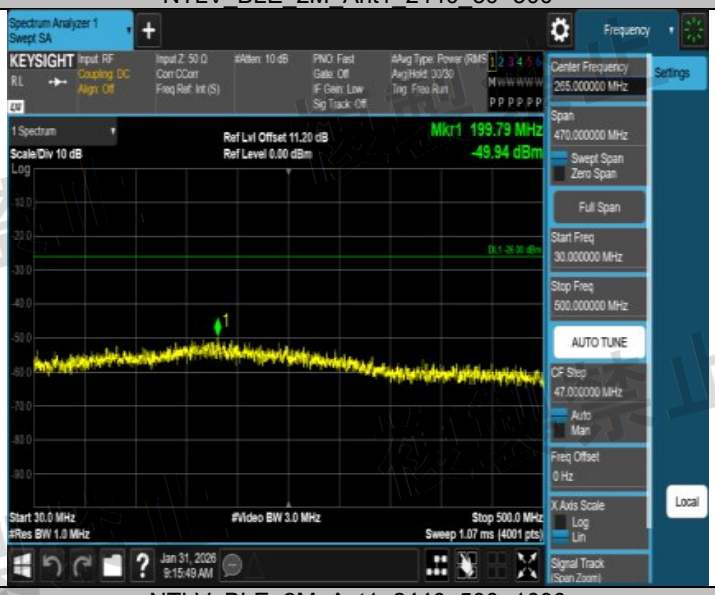

NTLV_BLE_2M_Ant1_2440_500~1000

NTLV_BLE_2M_Ant1_2440_1000~2387

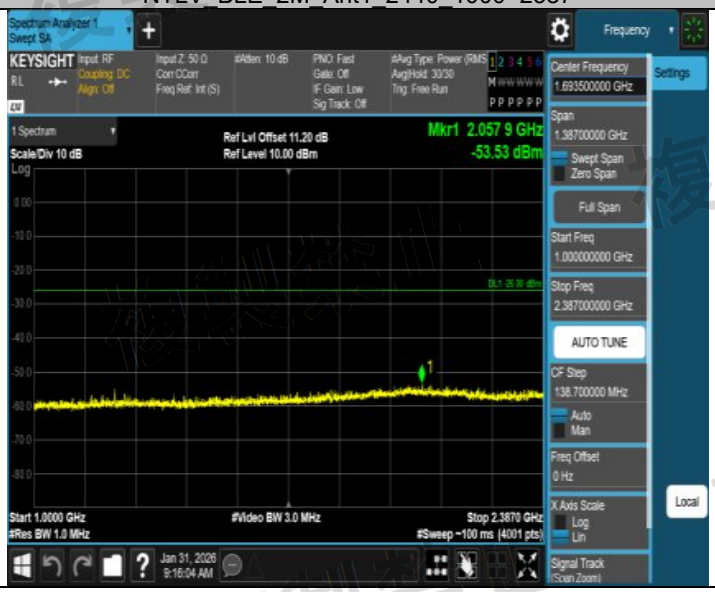

NTLV_BLE_2M_Ant1_2440_2387~2400

NTLV_BLE_2M_Ant1_2440_2483.5~2496.5

NTLV_BLE_2M_Ant1_2440_2496.5~13000

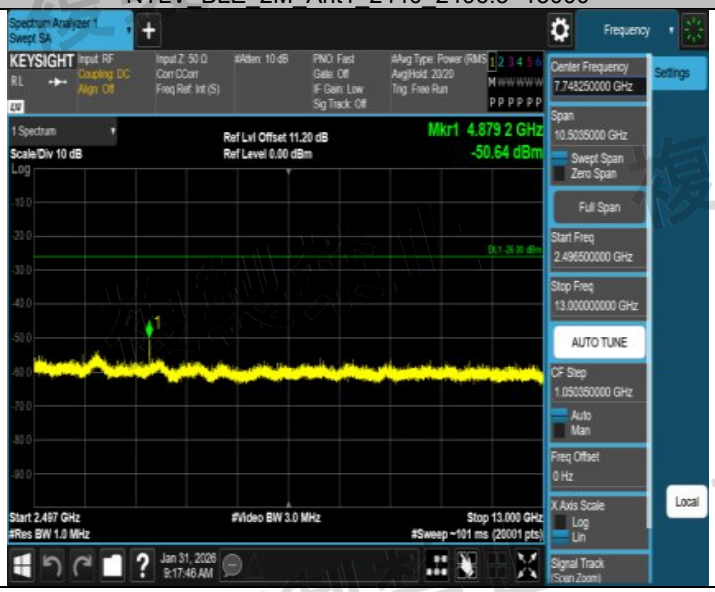

NTLV_BLE_2M_Ant1_2478_30~500

NTLV_BLE_2M_Ant1_2478_500~1000

NTLV_BLE_2M_Ant1_2478_1000~2387

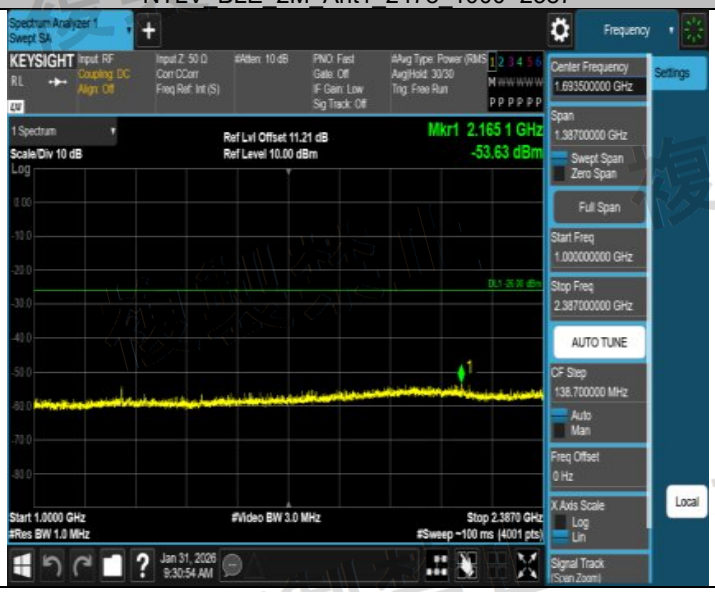

NTLV_BLE_2M_Ant1_2478_2387~2400

NTLV_BLE_2M_Ant1_2478_2483.5~2496.5

NTLV_BLE_2M_Ant1_2478_2496.5~13000

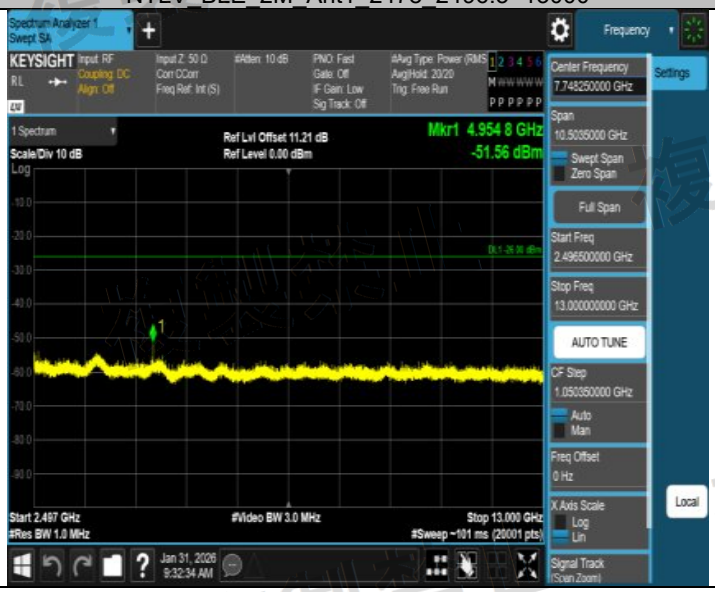

NTHV_BLE_1M_Ant1_2402_30~500

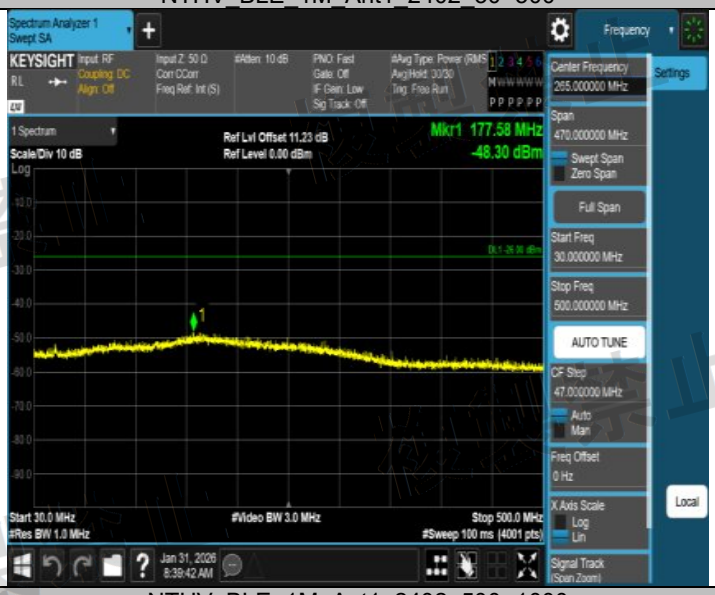

NTHV_BLE_1M_Ant1_2402_500~1000

NTHV_BLE_1M_Ant1_2402_1000~2387

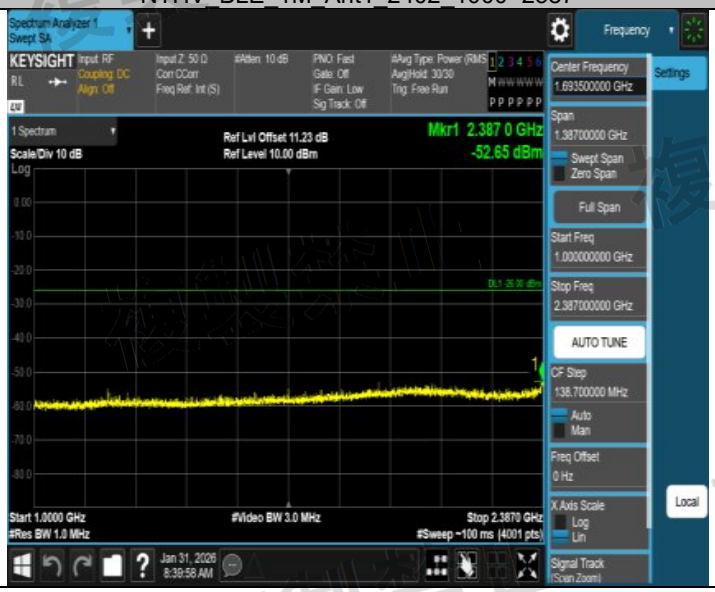

NTHV_BLE_1M_Ant1_2402_2387~2400

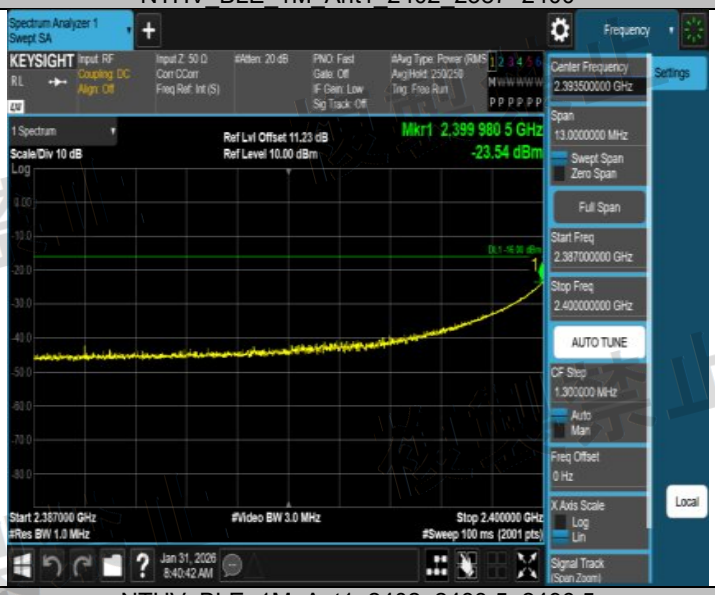

NTHV_BLE_1M_Ant1_2402_2483.5~2496.5

NTHV_BLE_1M_Ant1_2402_2496.5~13000

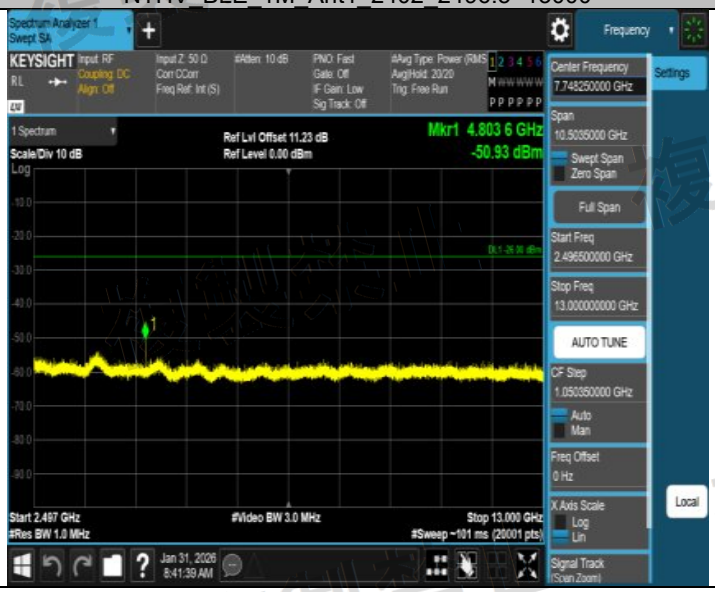

NTHV_BLE_1M_Ant1_2440_30~500

NTHV_BLE_1M_Ant1_2440_500~1000

NTHV_BLE_1M_Ant1_2440_1000~2387

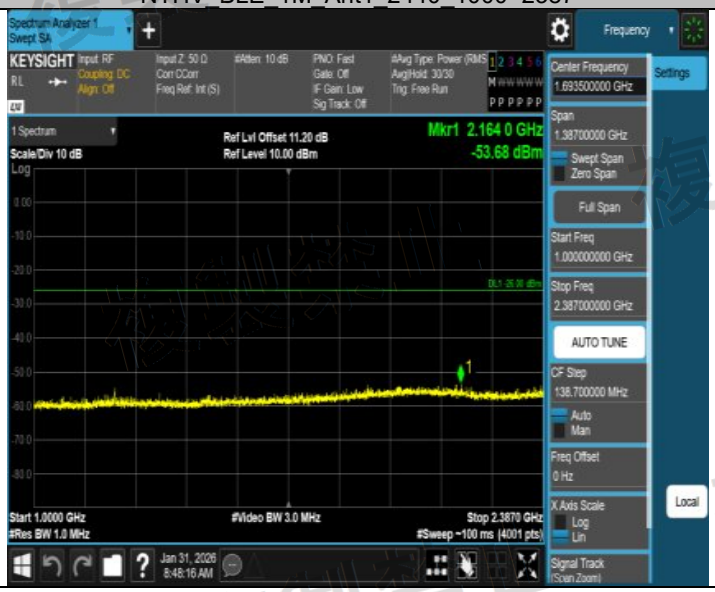

複製禁止

NTHV_BLE_1M_Ant1_2440_2387~2400

NTHV_BLE_1M_Ant1_2440_2483.5~2496.5

NTHV_BLE_1M_Ant1_2440_2496.5~13000

NTHV_BLE_1M_Ant1_2480_30~500

NTHV_BLE_1M_Ant1_2480_500~1000

NTHV_BLE_1M_Ant1_2480_1000~2387

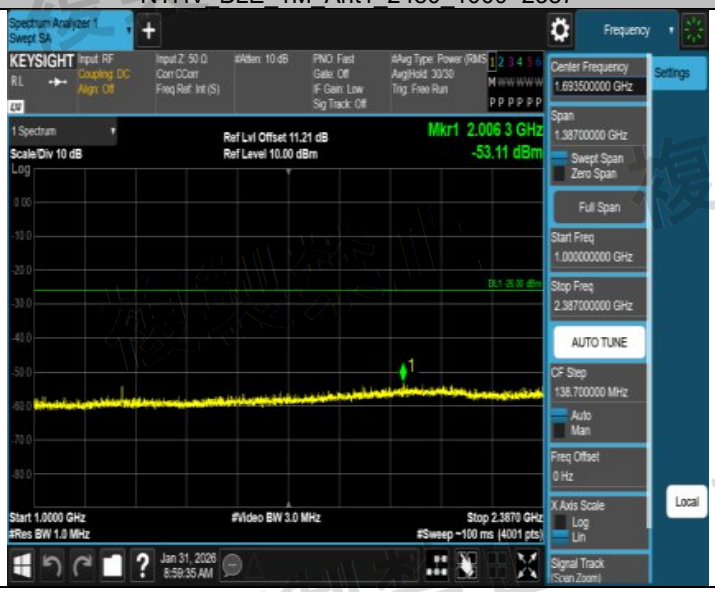

NTHV_BLE_1M_Ant1_2480_2387~2400

NTHV_BLE_1M_Ant1_2480_2483.5~2496.5

NTHV_BLE_1M_Ant1_2480_2496.5~13000

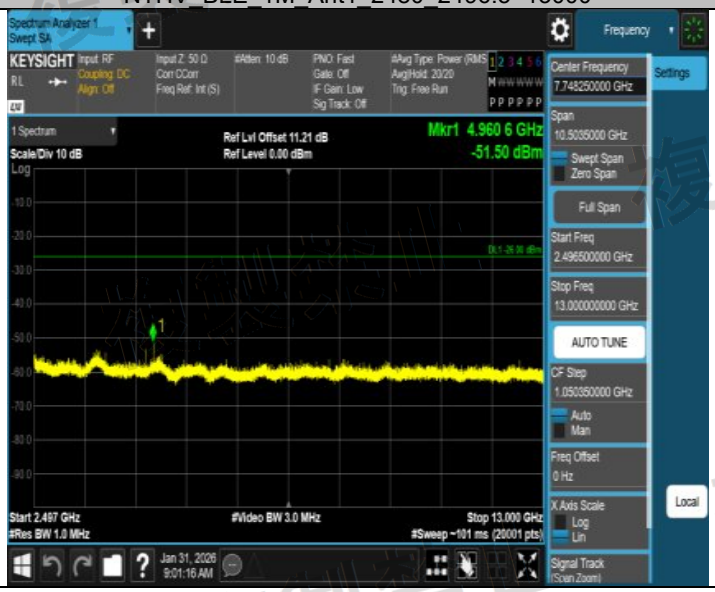

NTHV_BLE_2M_Ant1_2404_30~500

NTHV_BLE_2M_Ant1_2404_500~1000

NTHV_BLE_2M_Ant1_2404_1000~2387

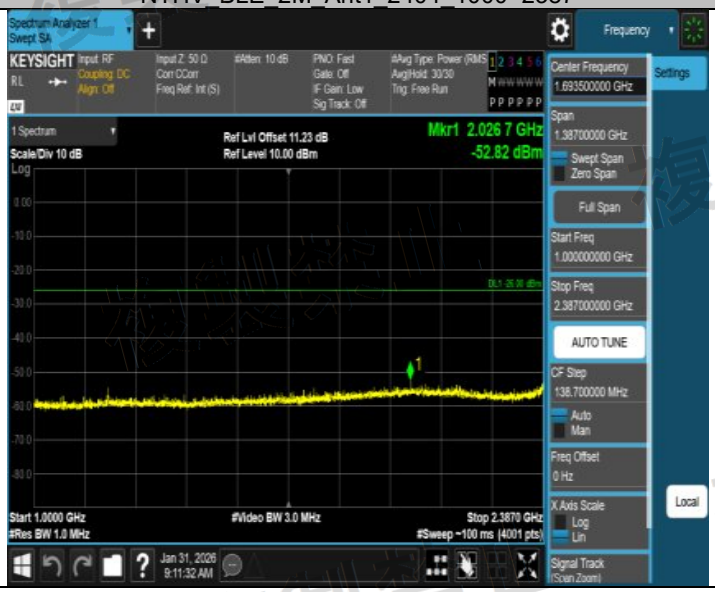

NTHV_BLE_2M_Ant1_2404_2387~2400

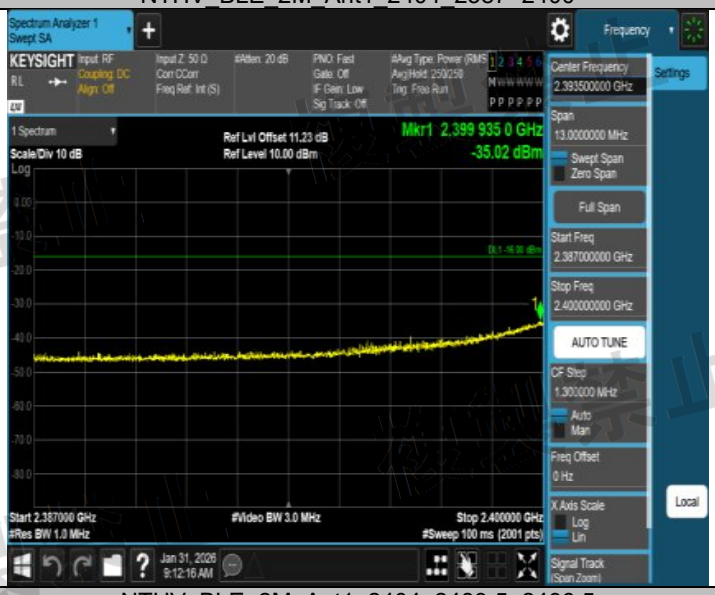

NTHV_BLE_2M_Ant1_2404_2483.5~2496.5

NTHV_BLE_2M_Ant1_2404_2496.5~13000

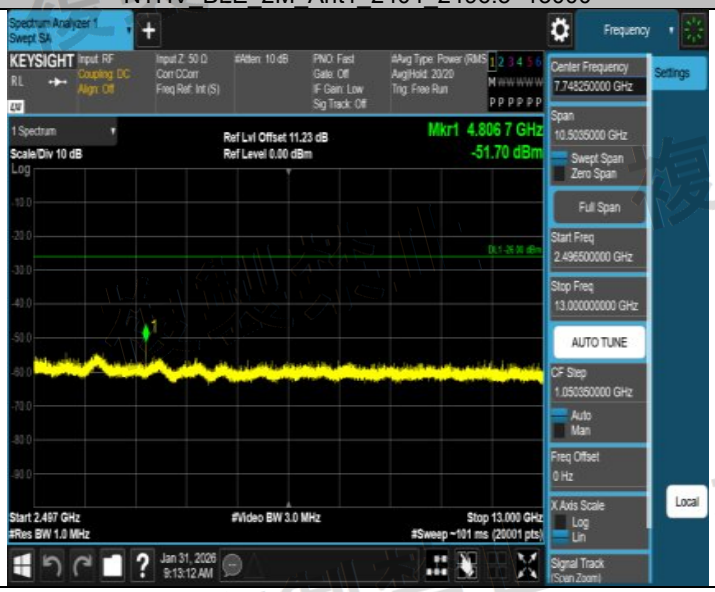

NTHV_BLE_2M_Ant1_2440_30~500

NTHV_BLE_2M_Ant1_2440_500~1000

NTHV_BLE_2M_Ant1_2440_1000~2387

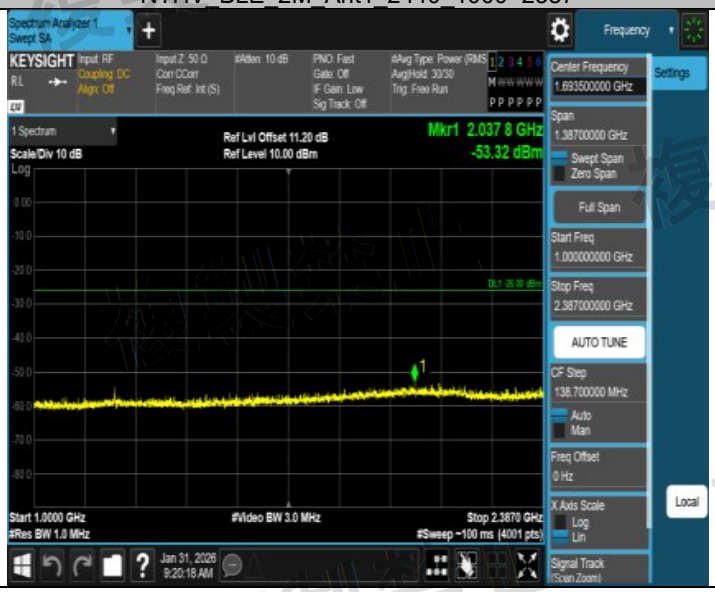

NTHV_BLE_2M_Ant1_2440_2387~2400

NTHV_BLE_2M_Ant1_2440_2483.5~2496.5

NTHV_BLE_2M_Ant1_2440_2496.5~13000

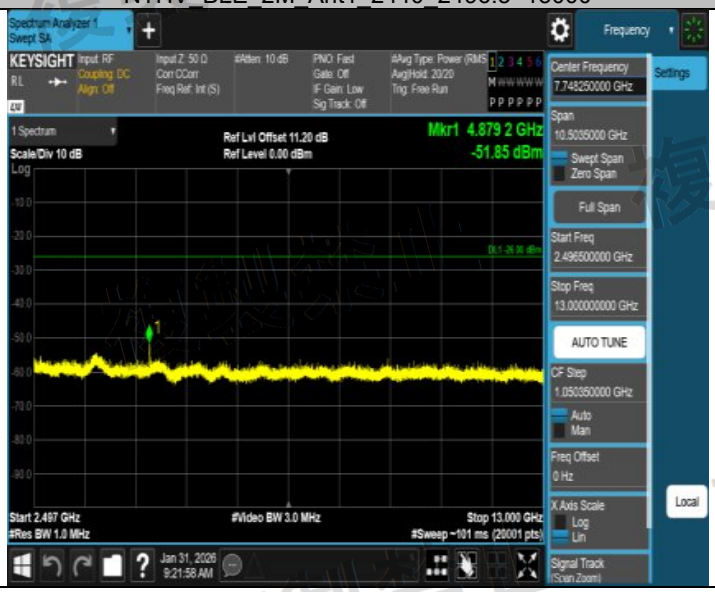

NTHV_BLE_2M_Ant1_2478_30~500

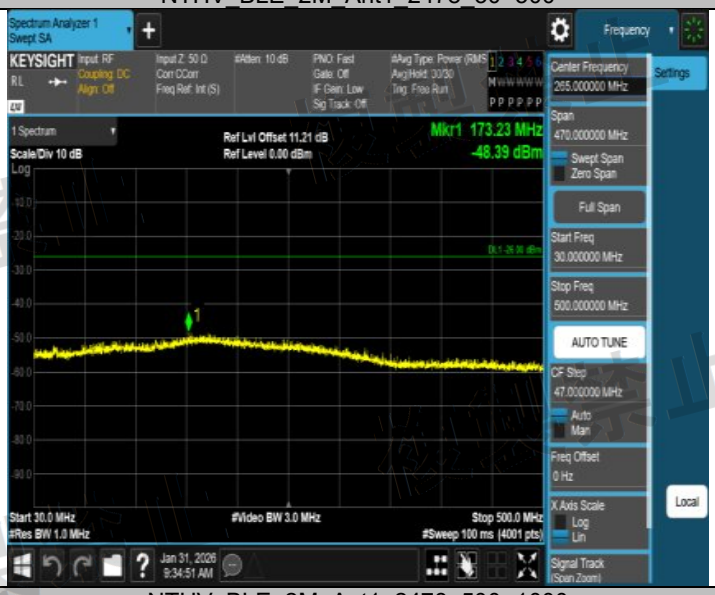

NTHV_BLE_2M_Ant1_2478_500~1000

NTHV_BLE_2M_Ant1_2478_1000~2387

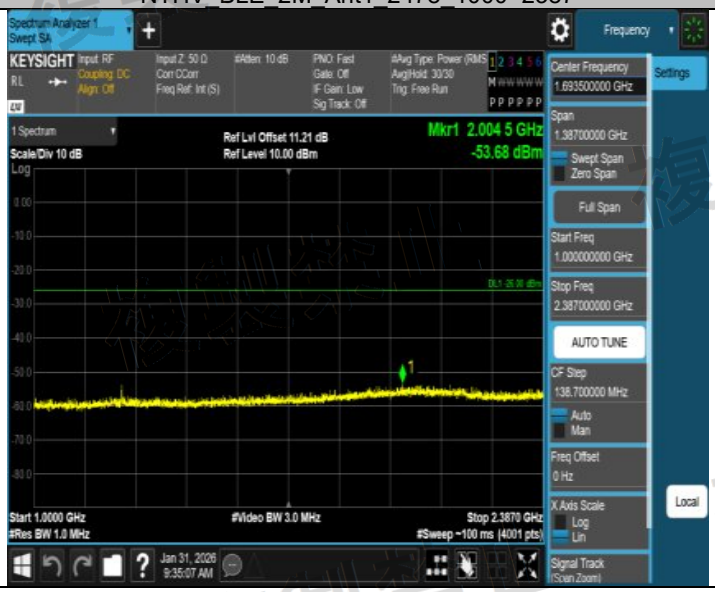

NTHV_BLE_2M_Ant1_2478_2387~2400

NTHV_BLE_2M_Ant1_2478_2483.5~2496.5

NTHV_BLE_2M_Ant1_2478_2496.5~13000

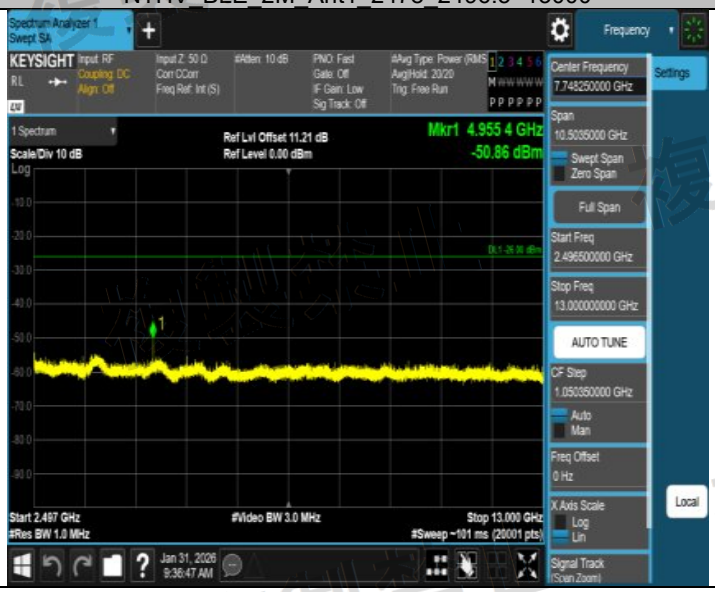

5 Appendix A.5: SPURIOUS EMISSIONS FOR RECEIVER

Test Condition	Test Mode	Antenna	Freq (MHz)	Freq.Range [MHz]	Freq. [MHz]	Result [dBm]	Limit [dBm]	Result [nW]	Limit [nW]	Verdict
NTNV	BLE_1M	Ant1	2402	30~500	183.46	-67.39	≤-54	0.18239	≤4	PASS
				500~1000	731.75	-75.32	≤-54	0.02938	≤4	PASS
				1000~12500	2036.73	-63.67	≤-47	0.42954	≤20	PASS
			2440	30~500	196.15	-68.96	≤-54	0.12706	≤4	PASS
				500~1000	731.75	-76.85	≤-54	0.02065	≤4	PASS
				1000~12500	3841.65	-64.95	≤-47	0.31989	≤20	PASS
			2480	30~500	185.34	-68.23	≤-54	0.15031	≤4	PASS
				500~1000	731.75	-77.48	≤-54	0.01786	≤4	PASS
				1000~12500	3887.08	-64.54	≤-47	0.35156	≤20	PASS
	BLE_2M	Ant1	2404	30~500	203.20	-69.17	≤-54	0.12106	≤4	PASS
				500~1000	731.75	-76.16	≤-54	0.02421	≤4	PASS
				1000~12500	2095.38	-64.69	≤-47	0.33963	≤20	PASS
			2440	30~500	204.37	-68.52	≤-54	0.14060	≤4	PASS
				500~1000	731.75	-76.57	≤-54	0.02203	≤4	PASS
				1000~12500	3746.20	-64.02	≤-47	0.39628	≤20	PASS
			2478	30~500	174.53	-68.60	≤-54	0.13804	≤4	PASS
				500~1000	731.75	-75.22	≤-54	0.03006	≤4	PASS
				1000~12500	2083.30	-64.80	≤-47	0.33113	≤20	PASS
NTLV	BLE_1M	Ant1	2402	30~500	192.62	-67.32	≤-54	0.18535	≤4	PASS
				500~1000	731.75	-74.44	≤-54	0.03597	≤4	PASS
				1000~12500	2013.15	-63.54	≤-47	0.44259	≤20	PASS
			2440	30~500	202.02	-67.69	≤-54	0.17022	≤4	PASS
				500~1000	731.75	-76.04	≤-54	0.02489	≤4	PASS
				1000~12500	3764.60	-64.51	≤-47	0.35400	≤20	PASS
			2480	30~500	172.65	-68.81	≤-54	0.13152	≤4	PASS
				500~1000	731.75	-77.13	≤-54	0.01936	≤4	PASS
				1000~12500	2030.40	-64.24	≤-47	0.37670	≤20	PASS
	BLE_2M	Ant1	2404	30~500	189.57	-69.09	≤-54	0.12331	≤4	PASS
				500~1000	731.75	-75.62	≤-54	0.02742	≤4	PASS
				1000~12500	3768.63	-64.59	≤-47	0.34754	≤20	PASS
			2440	30~500	142.57	-68.72	≤-54	0.13428	≤4	PASS
				500~1000	731.75	-76.62	≤-54	0.02178	≤4	PASS
				1000~12500	3841.08	-64.87	≤-47	0.32584	≤20	PASS
			2478	30~500	142.57	-68.41	≤-54	0.14421	≤4	PASS
				500~1000	731.75	-75.50	≤-54	0.02818	≤4	PASS
				1000~12500	2059.15	-65.02	≤-47	0.31477	≤20	PASS
NTHV	BLE_1M	Ant1	2402	30~500	188.39	-67.69	≤-54	0.17022	≤4	PASS
				500~1000	731.75	-75.10	≤-54	0.03090	≤4	PASS
				1000~12500	1951.63	-64.43	≤-47	0.36058	≤20	PASS
			2440	30~500	142.57	-68.82	≤-54	0.13122	≤4	PASS
				500~1000	731.75	-76.50	≤-54	0.02239	≤4	PASS
				1000~12500	3687.55	-63.62	≤-47	0.43451	≤20	PASS
			2480	30~500	179.46	-68.71	≤-54	0.13459	≤4	PASS
				500~1000	731.75	-76.60	≤-54	0.02188	≤4	PASS
				1000~12500	3754.25	-63.90	≤-47	0.40738	≤20	PASS
	BLE_2M	Ant1	2404	30~500	173.12	-69.13	≤-54	0.12218	≤4	PASS
				500~1000	731.75	-75.46	≤-54	0.02844	≤4	PASS
				1000~12500	3715.15	-64.40	≤-47	0.36308	≤20	PASS
			2440	30~500	187.92	-68.83	≤-54	0.13092	≤4	PASS
				500~1000	731.75	-75.77	≤-54	0.02649	≤4	PASS
				1000~12500	3830.15	-64.10	≤-47	0.38905	≤20	PASS
			2478	30~500	183.69	-69.36	≤-54	0.11588	≤4	PASS
				500~1000	731.75	-76.96	≤-54	0.02014	≤4	PASS
				1000~12500	3778.40	-64.28	≤-47	0.37325	≤20	PASS

NTNV_BLE_1M_Ant1_2402_30~500

NTNV_BLE_1M_Ant1_2402_500~1000

NTNV_BLE_1M_Ant1_2402_1000~12500

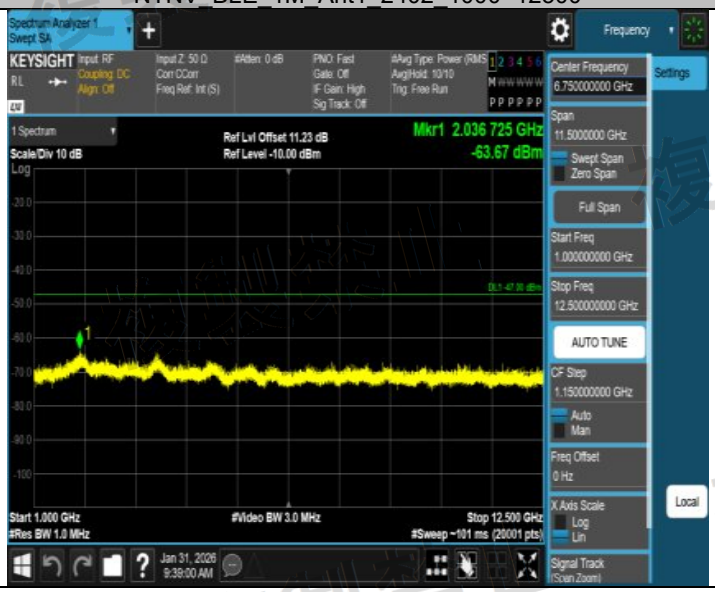

複製禁止

NTNV_BLE_1M_Ant1_2440_30~500

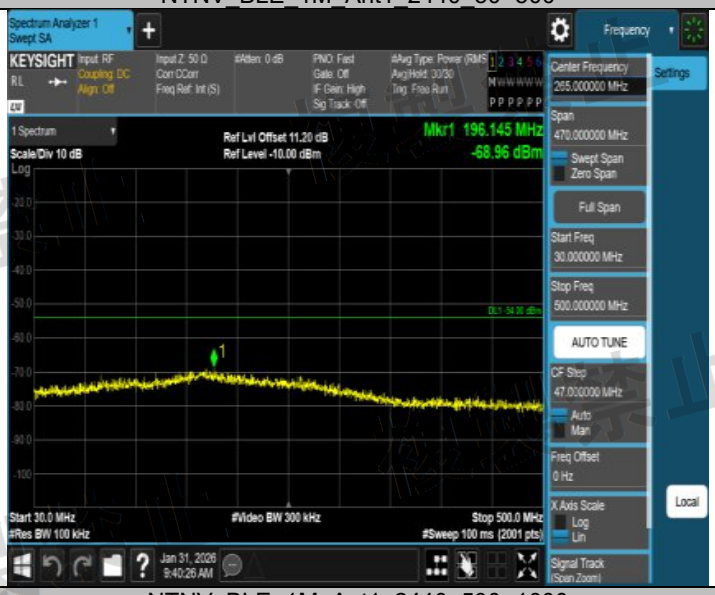

NTNV_BLE_1M_Ant1_2440_500~1000

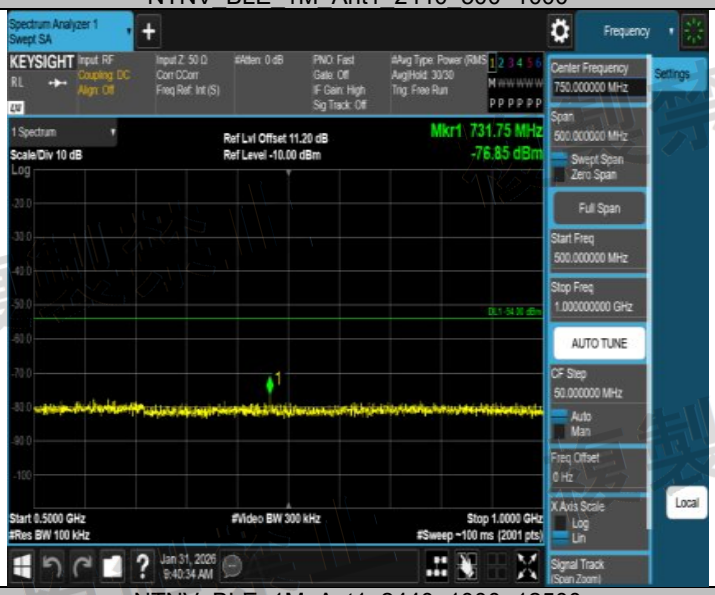

NTNV_BLE_1M_Ant1_2440_1000~12500

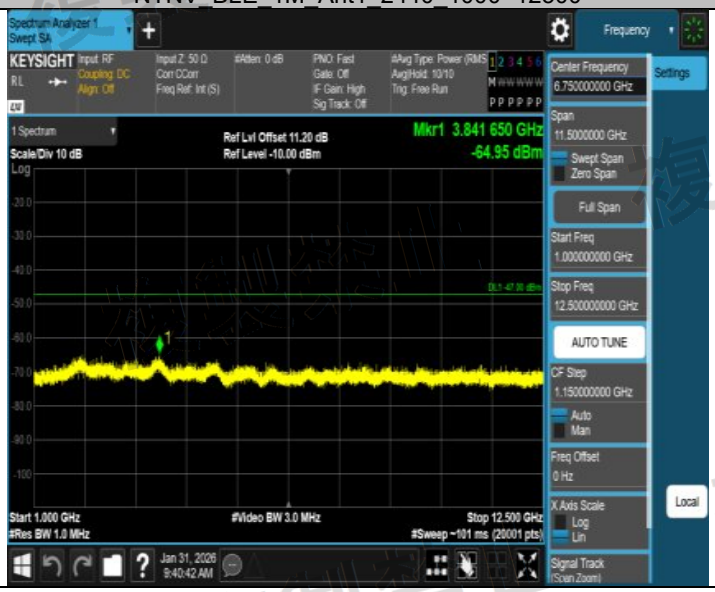

NTNV_BLE_1M_Ant1_2480_30~500

NTNV_BLE_1M_Ant1_2480_500~1000

NTNV_BLE_1M_Ant1_2480_1000~12500

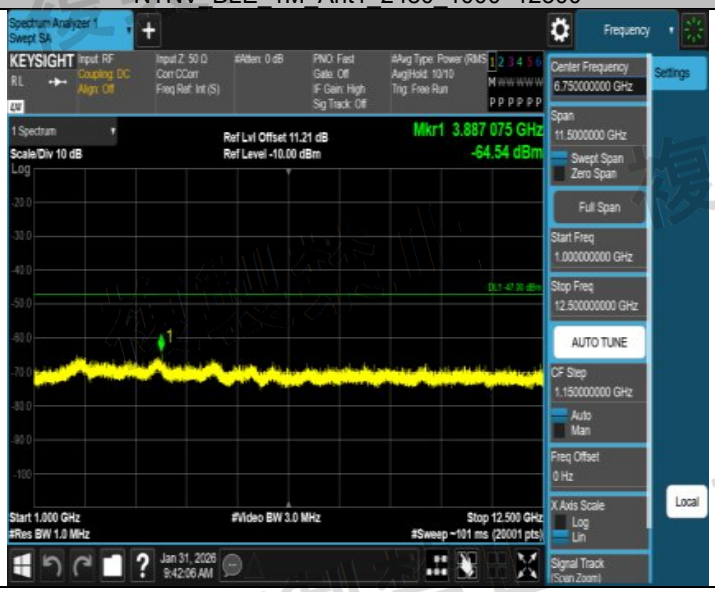

NTNV_BLE_2M_Ant1_2404_30~500

NTNV_BLE_2M_Ant1_2404_500~1000

NTNV_BLE_2M_Ant1_2404_1000~12500

複製禁止

NTNV_BLE_2M_Ant1_2440_30~500

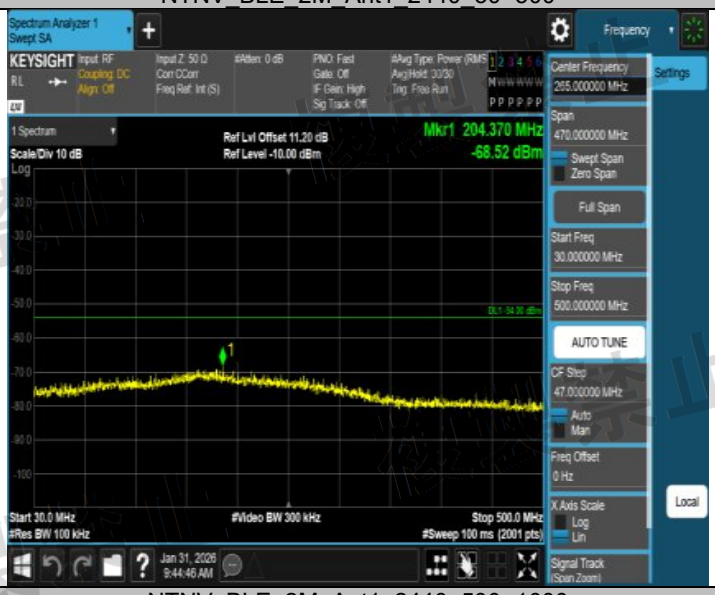

NTNV_BLE_2M_Ant1_2440_500~1000

NTNV_BLE_2M_Ant1_2440_1000~12500

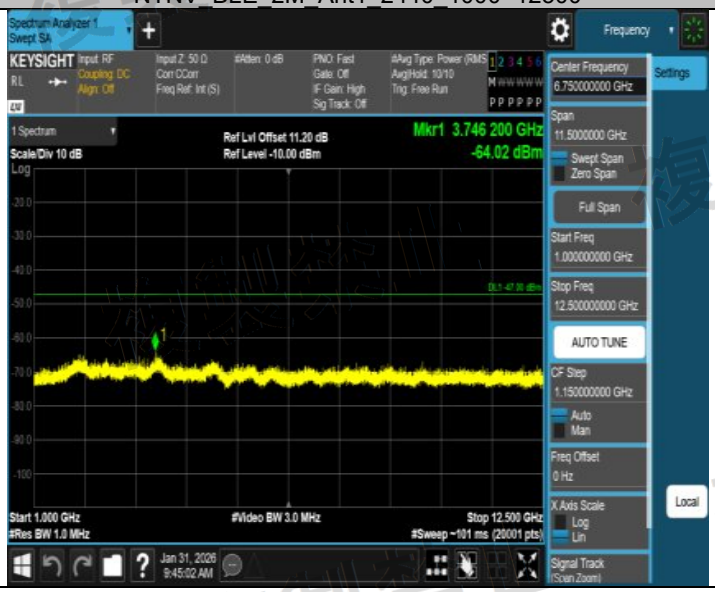

NTNV_BLE_2M_Ant1_2478_30~500

NTNV_BLE_2M_Ant1_2478_500~1000

NTNV_BLE_2M_Ant1_2478_1000~12500

NTLV_BLE_1M_Ant1_2402_30~500

NTLV_BLE_1M_Ant1_2402_500~1000

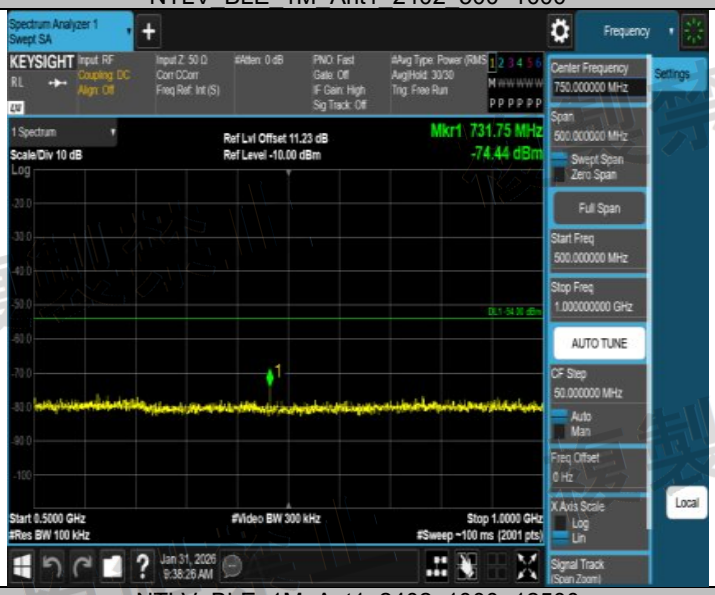

NTLV_BLE_1M_Ant1_2402_1000~12500

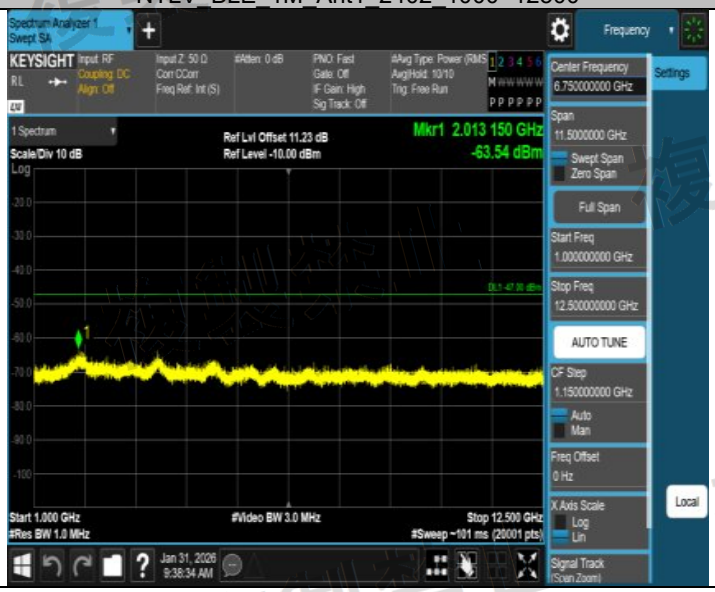

NTLV_BLE_1M_Ant1_2440_30~500

NTLV_BLE_1M_Ant1_2440_500~1000

NTLV_BLE_1M_Ant1_2440_1000~12500

NTLV_BLE_1M_Ant1_2480_30~500

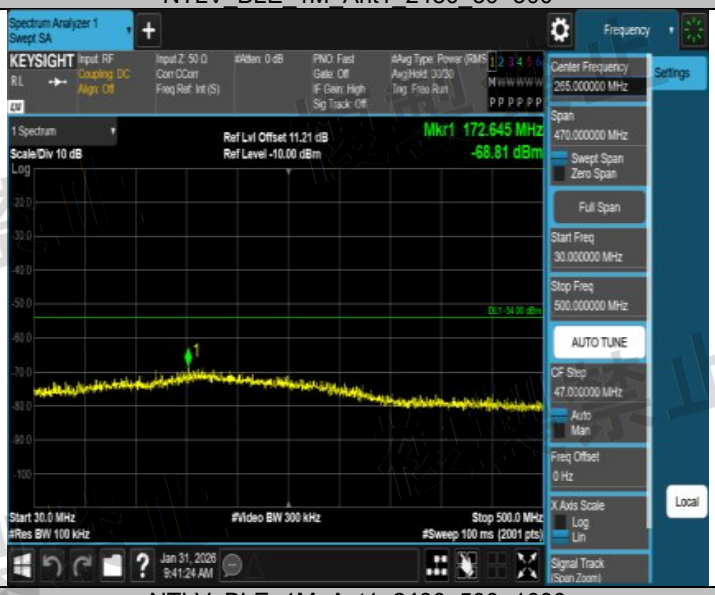

NTLV_BLE_1M_Ant1_2480_500~1000

NTLV_BLE_1M_Ant1_2480_1000~12500

NTLV_BLE_2M_Ant1_2404_30~500

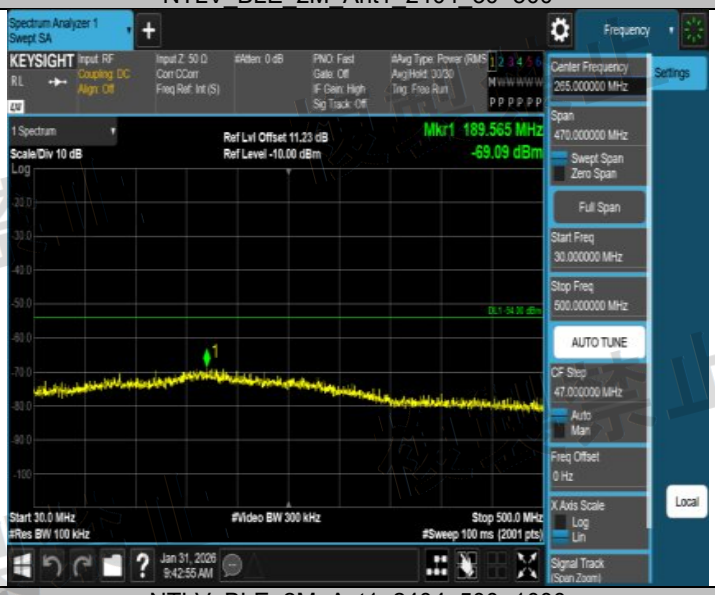

NTLV_BLE_2M_Ant1_2404_500~1000

NTLV_BLE_2M_Ant1_2404_1000~12500

NTLV_BLE_2M_Ant1_2440_30~500

NTLV_BLE_2M_Ant1_2440_500~1000

NTLV_BLE_2M_Ant1_2440_1000~12500

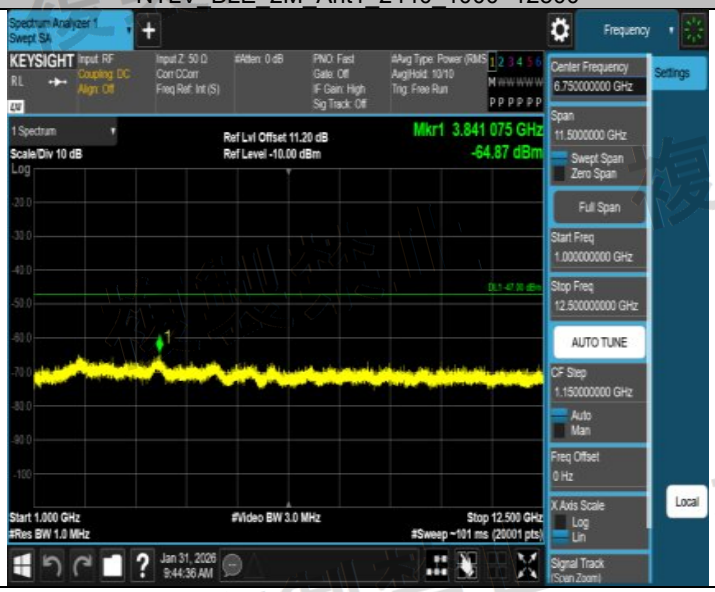

NTLV_BLE_2M_Ant1_2478_30~500

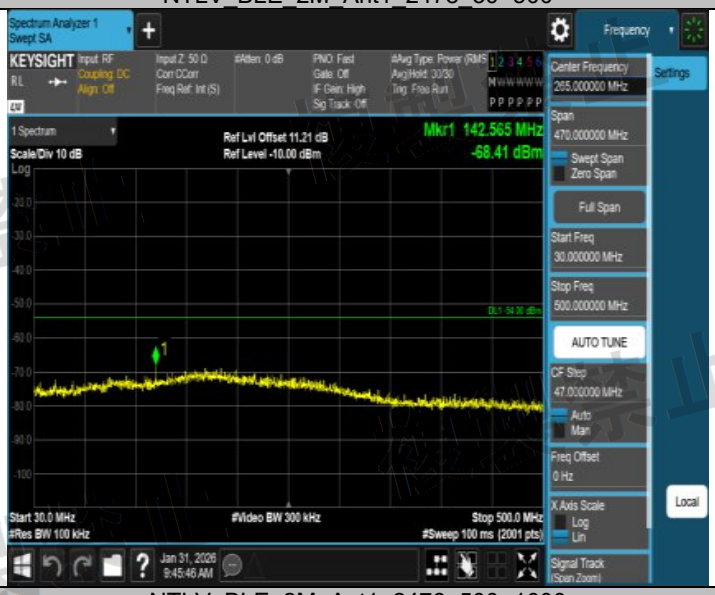

NTLV_BLE_2M_Ant1_2478_500~1000

NTLV_BLE_2M_Ant1_2478_1000~12500

NTHV_BLE_1M_Ant1_2402_30~500

NTHV_BLE_1M_Ant1_2402_500~1000

NTHV_BLE_1M_Ant1_2402_1000~12500

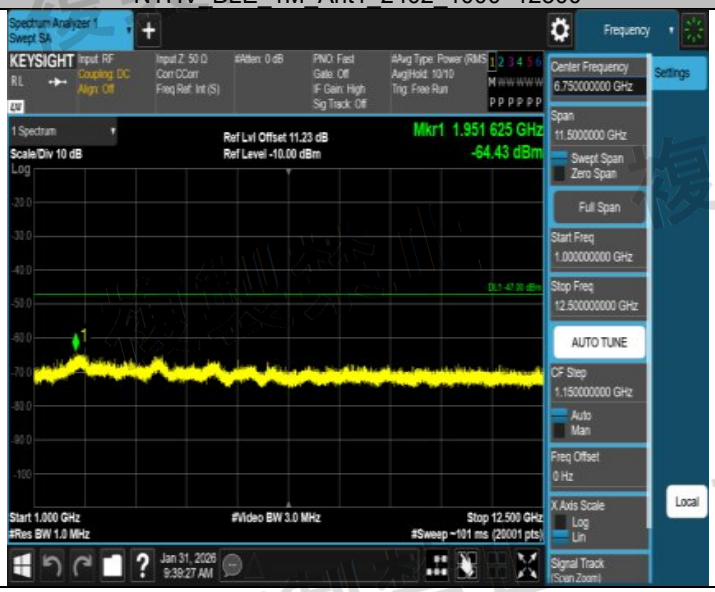

NTHV_BLE_1M_Ant1_2440_30~500

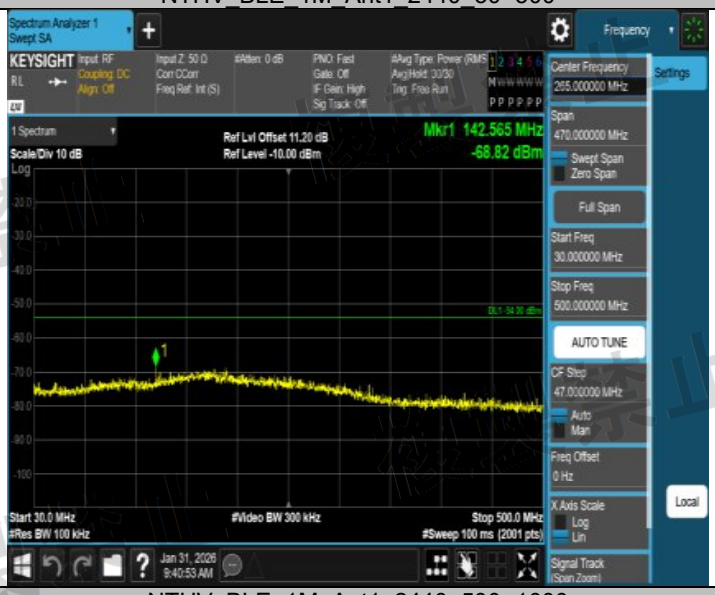

NTHV_BLE_1M_Ant1_2440_500~1000

NTHV_BLE_1M_Ant1_2440_1000~12500

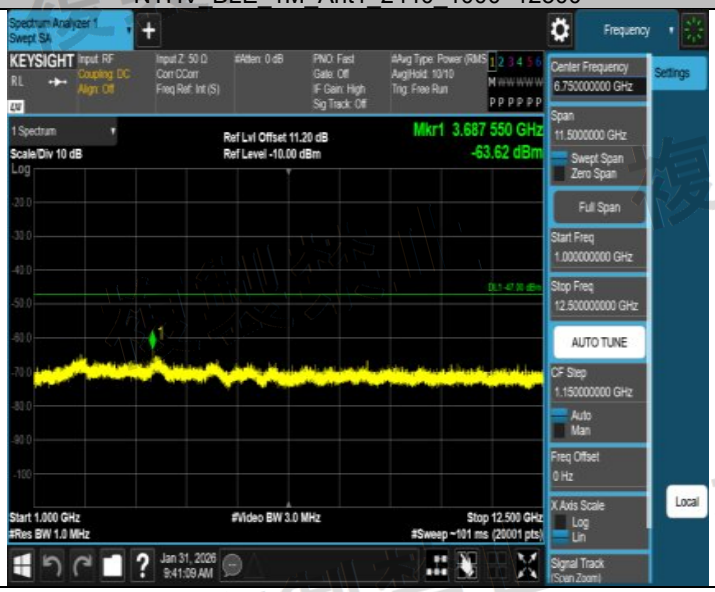

NTHV_BLE_1M_Ant1_2480_30~500

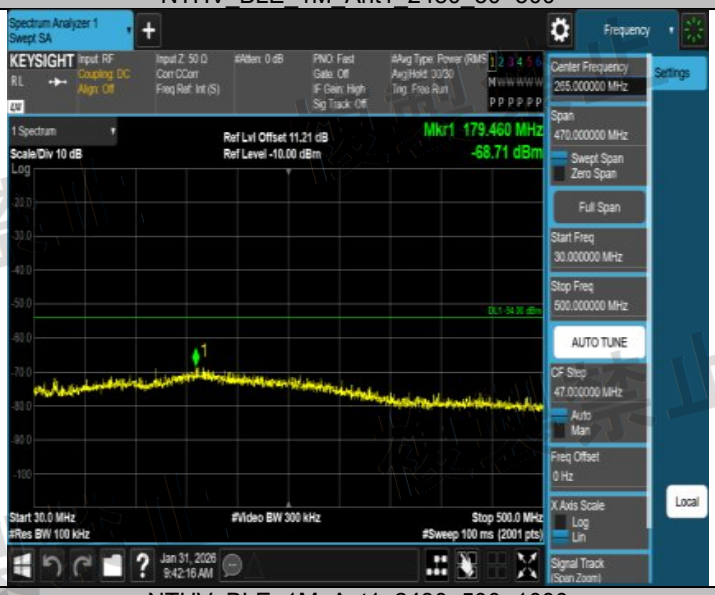

NTHV_BLE_1M_Ant1_2480_500~1000

NTHV_BLE_1M_Ant1_2480_1000~12500

NTHV_BLE_2M_Ant1_2404_30~500

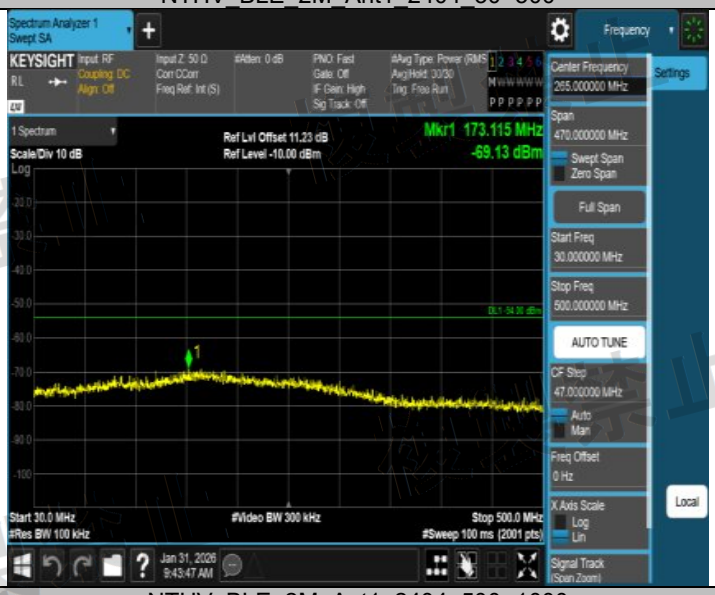

NTHV_BLE_2M_Ant1_2404_500~1000

NTHV_BLE_2M_Ant1_2404_1000~12500

複製禁止

NTHV_BLE_2M_Ant1_2440_30~500

NTHV_BLE_2M_Ant1_2440_500~1000

NTHV_BLE_2M_Ant1_2440_1000~12500

NTHV_BLE_2M_Ant1_2478_30~500

NTHV_BLE_2M_Ant1_2478_500~1000
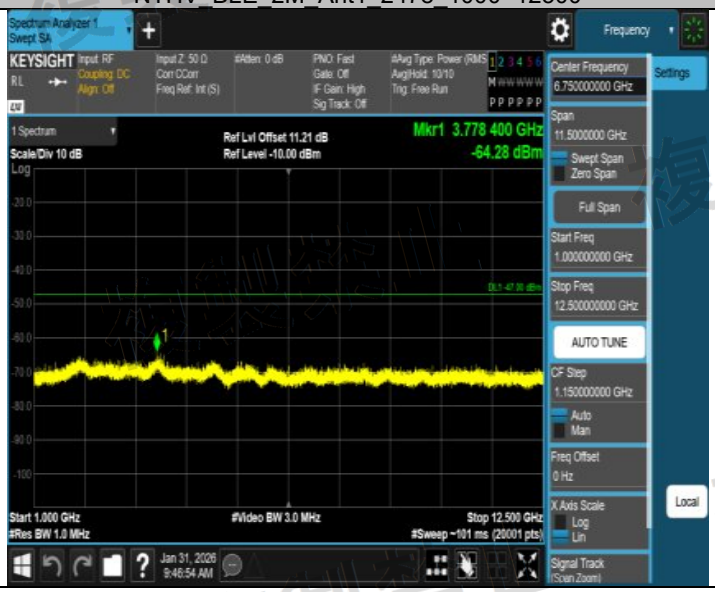
NTHV_BLE_2M_Ant1_2478_1000~12500