NCC Test Report

Equipment	:	**無線接入點(Wireless Access Point)**
Brand Name	:	riverbed
Model No.	:	**XD2230**
Standard	:	**LP0002 Section 3.10 (2016-08-23)**
Operating Band	:	**2400 MHz – 2483.5 MHz**
Function	:	**☒ Point-to-multipoint; ☐ Point-to-point**
Applicant / Manufacturer	:	**RIVERBED TECHNOLOGY INC 680 Folsom Street, San Francisco CA, 94107-1397, U.S.A**

The product sample received on Jun. 05, 2017 and completely tested on Dec. 14, 2017. We, SPORTON, would like to declare that the tested sample has been evaluated in accordance with the procedures given in ANSI C63.10-2013 and shown compliance with the applicable technical standards.

The test results in this report apply exclusively to the tested model / sample. Without written approval of SPORTON INTERNATIONAL INC., the test report shall not be reproduced except in full.

Phoenix Chen / Assistant Manager

Testing Laboratory
1190

Table of Contents

1 GENERAL DESCRIPTION 5

1.1 Information 5
1.2 Testing Applied Standards 7
1.3 Testing Location Information 8
1.4 Measurement Uncertainty 8

2 TEST CONFIGURATION OF EUT 9

2.1 Test Condition 9
2.2 Test Channel Mode 9
2.3 The Worst Case Measurement Configuration 10
2.4 Support Equipment 11
2.5 Test Setup Diagram 12

3 TRANSMITTER TEST RESULT 16

3.1 AC Power-line Conducted Emissions 16
3.2 DTS Bandwidth 17
3.3 Maximum Conducted Output Power 18
3.4 Power Spectral Density 20
3.5 Emissions in Non-restricted Frequency Bands 21
3.6 Emissions in Restricted Frequency Bands 22
3.7 Receiver Radiated Spurious Emissions 26

4 TEST EQUIPMENT AND CALIBRATION DATA 29

APPENDIX A. TEST RESULTS OF AC POWER-LINE CONDUCTED EMISSIONS

APPENDIX B. TEST RESULTS OF DTS BANDWIDTH

APPENDIX C. TEST RESULTS OF MAXIMUM CONDUCTED OUTPUT POWER

APPENDIX D. TEST RESULTS OF POWER SPECTRAL DENSITY

APPENDIX E. TEST RESULTS OF EMISSIONS IN NON-RESTRICTED FREQUENCY BANDS

APPENDIX F. TEST RESULTS OF EMISSIONS IN RESTRICTED FREQUENCY BANDS

APPENDIX G. TEST RESULTS OF RECEIVER RADIATED UNWANTED EMISSIONS

APPENDIX H. TEST PHOTOS

PHOTOGRAPHS OF EUT v02

Summary of Test Result

Conformance Test Specifications				
Report Clause	**Ref. Std. Clause**	**Description**	**Limit**	**Result**
1.1.2	3.10.1.4	Antenna Requirement	LP0002-2.2	Complied
3.1	2.3	AC Power-line Conducted Emissions	LP0002-2.3	Complied
3.2	3.10.1.6	DTS Bandwidth	≥500kHz	Complied
3.3	3.10.1.2	Maximum Conducted Output Power	Power [dBm]:30	Complied
3.4	3.10.1.6	Power Spectral Density	PSD [dBm/3kHz]:8	Complied
3.5	3.10.1.5	Emissions in Non-restricted Frequency Bands	Non-Restricted Bands: > 30 dBc	Complied
3.6	3.10.1.5	Emissions in Restricted Frequency Bands	Restricted Bands: LP0002-2.8	Complied
3.7	2.11	Receiver Radiated Unwanted Emissions	Restricted Bands: LP0002-2.8	Complied

Revision History

Report No.	Version	Description	Issued Date
TR760263AC	Rev. 01	Initial issue of report	Dec. 15, 2017
TR760263AC	Rev. 02	Update Photograph of EUT	Dec. 15, 2017
TR760263AC	Rev. 03	Revise typo: address of applicant and manufacturer	Dec. 19, 2017

1 General Description

1.1 Information

1.1.1 RF General Information

Frequency Range (MHz)	IEEE Std. 802.11	Ch. Frequency (MHz)	Channel Number
2400-2483.5	b, g, n (HT20), ac (VHT20)	2412-2462	1-11 [11]
2400-2483.5	n (HT40), ac (VHT40)	2422-2452	3-9 [7]

Band	Mode	BWch (MHz)	Nant
2.4-2.4835GHz	802.11b	20	3TX
2.4-2.4835GHz	802.11g	20	3TX
2.4-2.4835GHz	802.11n HT20	20	3TX
2.4-2.4835GHz	802.11ac VHT20	20	3TX
2.4-2.4835GHz	802.11n HT40	40	3TX
2.4-2.4835GHz	802.11ac VHT40	40	3TX

Note:
- 11b mode uses a combination of DSSS-DBPSK, DQPSK, CCK modulation.
- 11g, HT20 and HT40 use a combination of OFDM-BPSK, QPSK, 16QAM, 64QAM modulation.
- VHT20, VHT40 use a combination of OFDM-BPSK, QPSK, 16QAM, 64QAM, 256QAM modulation.
- BWch is the nominal channel bandwidth.

1.1.2 Antenna Information

Ant.	Brand	Model Name	Antenna Type	Connector
1	riverbed	XD2230	PIFA Antenna	I-PEX
2	riverbed	XD2230	PIFA Antenna	I-PEX
3	riverbed	XD2230	PIFA Antenna	I-PEX
4	riverbed	XD2230	PIFA Antenna	I-PEX
5	riverbed	XD2230	PIFA Antenna	I-PEX
6	riverbed	XD2230	PIFA Antenna	I-PEX
7	LYNWAVE	ALA130-051022-140050	PIFA Antenna	I-PEX

Ant.	Port	Gain (dBi)			
		2.4G	UNII-1	UNII-3	BT
1	1	4.08	4.90	5.97	-
2	3	-	4.90	5.97	-
3	2	4.08	4.90	5.97	-
4	2	-	4.90	5.97	-
5	3	4.08	4.90	5.97	-
6	1	-	4.90	5.97	-
7	1	-	-	-	3.50

Note 1: The EUT has seven antennas.

For 2.4 GHz function:

For IEEE 802.11b/g/n/ac mode (3TX/3RX)

Ant. 1 (port 1), Ant. 3 (port 2) and Ant. 5 (port 3) could transmit/receive simultaneously.

For 5 GHz function:

For IEEE 802.11a/n/ac mode (3TX/3RX)

BCM43460 (For B1 and B4)

Ant. 1 (port 1), Ant. 3 (port 2) and Ant. 5 (port 3) could transmit/receive simultaneously.

BCM43525 (For B1 and B4)

Ant. 2 (port 3), Ant. 4 (port 2) and Ant. 6 (port 1) could transmit/receive simultaneously.

For Bluetooth function:

For Bluetooth mode (1TX/1RX)

Only Ant. 7 (port 1) can be used as transmitting/receiving antenna.

1.1.3 EUT Information

Operational Condition				
EUT Power Type	From PoE			
Beamforming Function	☐	With beamforming	☒	Without beamforming

Type of EUT		
☒	Stand-alone	
☐	Combined (EUT where the radio part is fully integrated within another device)	
	Combined Equipment - Brand Name / Model No.:	…
☐	Plug-in radio (EUT intended for a variety of host systems)	
	Host System - Brand Name / Model No.:	…
☐	Other:	

1.1.4 Mode Test Duty Cycle

Mode	DC	DCF(dB)	T(s)	VBW(Hz) ≥ 1/T
802.11b	0.936	0.287	12.42m	100
802.11g	0.947	0.237	2.065m	1k
802.11ac VHT20	0.986	0.061	n/a (DC>=0.98)	n/a (DC>=0.98)
802.11ac VHT40	0.972	0.123	953.75u	3k

1.2 Testing Applied Standards

According to the specifications of the manufacturer, the EUT must comply with the requirements of the following standards:

- NCC LP0002 (2016-08-23)
- ANSI C63.10-2013
- ANSI C63.4-2014
- KDB 558074 D01 v04
- KDB 662911 D01 v02r01

1.3 Testing Location Information

Testing Location					
☒	HWA YA	ADD :	No. 52, Huaya 1st Rd., Guishan Dist., Taoyuan City, Taiwan (R.O.C.)		
		TEL :	886-3-327-3456	FAX :	886-3-327-0973
☐	JHUBEI	ADD :	No.8, Ln. 724, Bo'ai St., Zhubei City, Hsinchu County, Taiwan (R.O.C.)		
		TEL :	886-3-656-9065	FAX :	886-3-656-9085

Test Condition	Test Site No.	Test Engineer	Test Environment	Test Date
RF Conducted	TH06-HY	Lisa	24.5°C / 64.5%	28/Jun/2017
Radiated-TX	03CH09-HY	Terry	23.4°C / 57%	29/May/2017
Radiated-RX	03CH02-HY	Lynus	23.8°C / 58%	08/Dec/2017
AC Conduction	CO04-HY	Bear	23.8°C / 58%	14/Dec/2017

1.4 Measurement Uncertainty

ISO/IEC 17025 requires that an estimate of the measurement uncertainties associated with the emissions test results be included in the report. The measurement uncertainties given below are based on a 95% confidence level (based on a coverage factor (k=2)

Test Items	Uncertainty	Remark
Conducted Emission (150kHz ~ 30MHz)	3.6 dB	Confidence levels of 95%
Radiated Emission (30MHz ~ 1,000MHz)	2.1 dB	Confidence levels of 95%
Radiated Emission (1GHz ~ 18GHz)	2.6 dB	Confidence levels of 95%
Radiated Emission (18GHz ~ 40GHz)	2.9 dB	Confidence levels of 95%
Conducted Emission	1.3 dB	Confidence levels of 95%

2 Test Configuration of EUT

2.1 Test Condition

RF Conducted	Abbreviation	Remark
TnomVnom	Tnom	20°C
-	Vnom	120V

2.2 Test Channel Mode

Test Software Version	MTool_REL_3_0_0_3、Xircon、tftp32

Mode	Power Setting
802.11b_(1Mbps)_3TX	-
2412MHz	58
2437MHz	58
2462MHz	64
802.11g_(6Mbps)_3TX	-
2412MHz	64
2437MHz	120
2462MHz	65
802.11ac VHT20_Nss1,(MCS0)_3TX	-
2412MHz	66
2437MHz	120
2462MHz	65
802.11ac VHT40_Nss1,(MCS0)_3TX	-
2422MHz	59
2437MHz	64
2452MHz	54

2.3 The Worst Case Measurement Configuration

The Worst Case Mode for Following Conformance Tests	
Tests Item	AC power-line conducted emissions
Condition	AC power-line conducted measurement for line and neutral
Operating Mode	CTX / CRX
1	PoE Mode ; WIFI 2.4G TX
2	PoE Mode ; WIFI 5G(eth2) TX
3	PoE Mode ; WIFI 5G(eth3) TX
4	PoE Mode ; BT TX
5	PoE Mode ; WIFI 2.4G RX
6	PoE Mode ; WIFI 5G(eth2) RX
7	PoE Mode ; WIFI 5G(eth3) RX
8	PoE Mode ; BT RX
Mode 3 and Mode 5 configuration was tested and found to be the worst case and measured during the test.	

The Worst Case Mode for Following Conformance Tests	
Tests Item	DTS Bandwidth Maximum Conducted Output Power Power Spectral Density Emissions in Non-restricted Frequency Bands
Test Condition	Conducted measurement at transmit chains

The Worst Case Mode for Following Conformance Tests		
Tests Item	Emissions in Restricted Frequency Bands Receiver Radiated Unwanted Emissions	
Test Condition	Radiated measurement If EUT consist of multiple antenna assembly (multiple antenna are used in EUT regardless of spatial multiplexing MIMO configuration), the radiated test should be performed with highest antenna gain of each antenna type.	
Operating Mode	CTX / CRX	
1	PoE mode	
Orthogonal Planes of EUT	**Y Plane**	**Z Plane**
Worst Planes of EUT		V

The Worst Case Mode for Following Conformance Tests	
Tests Item	Simultaneous Transmission Analysis
Operating Mode	CTX
1	Bluetooth + WLAN 2.4GHz <BCM43460> + WLAN 5GHz <BCM43525>
2	Bluetooth + WLAN 5GHz <BCM43460> + WLAN 5GHz <BCM43525>
Refer to Sporton Test Report No.: TA760263 for Co-location RF Exposure Evaluation.	

2.4 Support Equipment

Support Equipment – RF Conducted				
No.	**Equipment**	**Brand Name**	**Model Name**	**FCC ID**
1	Notebook	DELL	E5410	DoC
2	Adapter for NB	DELL	HA65NM130	DoC
3	AC Source	GW	APS-9102	-

Support Equipment – Radiated Emission				
No.	**Equipment**	**Brand Name**	**Model Name**	**FCC ID**
1	PoE	XiRRUS	POE75U-1UP-X	-

Note: Support equipment No.1 was provided by customer.

Support Equipment – AC Conduction				
No.	**Equipment**	**Brand Name**	**Model Name**	**FCC ID**
1	Load	-	-	-
2	PoE	XiRRUS	XP1-MSI-75	-

2.5 Test Setup Diagram

Test Setup Diagram – AC Line Conducted Emission Test (TX)



Item	Connection	Shielded	Length
1	AC power line	No	1.5m
2	RJ-45 cable	No	1m

Test Setup Diagram – AC Line Conducted Emission Test (RX)



Item	Connection	Shielded	Length
1	AC power line	No	1.5m
2	RJ-45 cable	No	1m
3	RJ-45 cable	No	1m

Test Setup Diagram - Radiated Test (TX)

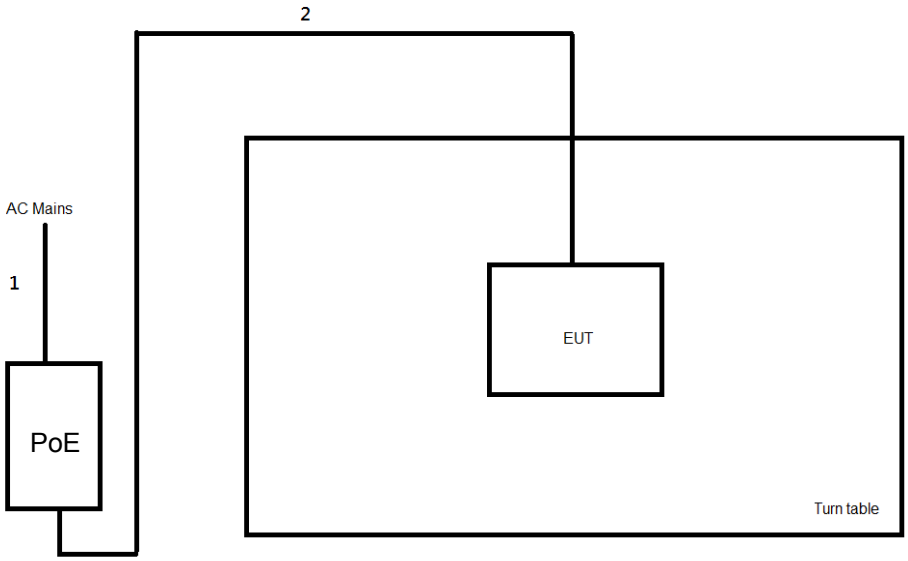

Item	Connection	Shielded	Length
1	AC Power Line	No	1.5m
2	LAN cable	No	10m

Test Setup Diagram - Radiated Test (RX)

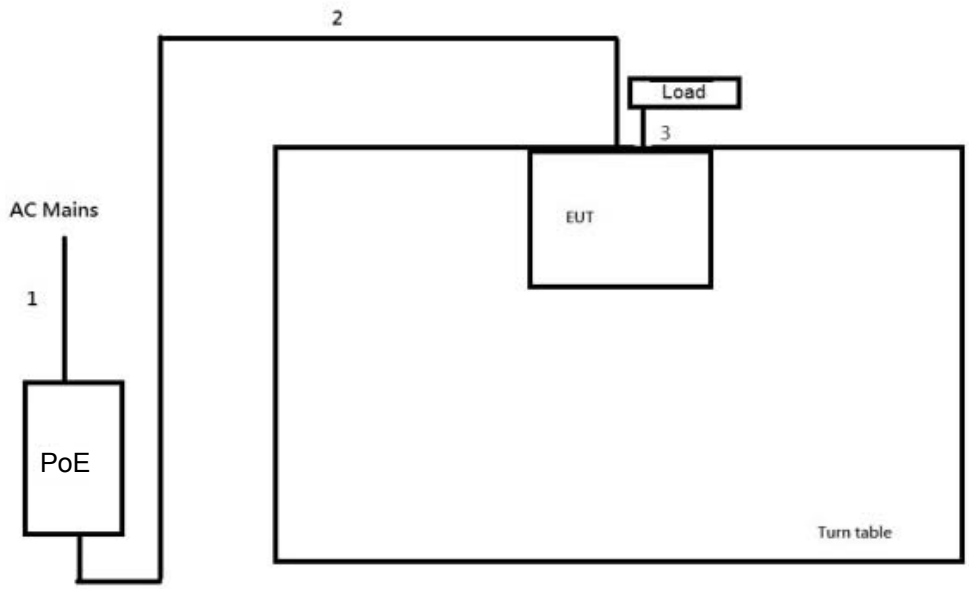

Item	Connection	Shielded	Length
1	AC Power Line	No	1.5m
2	LAN cable	No	10m
3	LAN cable	No	1m

3 Transmitter Test Result

3.1 AC Power-line Conducted Emissions

3.1.1 AC Power-line Conducted Emissions Limit

AC Power-line Conducted Emissions Limit		
Frequency Emission (MHz)	**Quasi-Peak**	**Average**
0.15-0.5	66 - 56 *	56 - 46 *
0.5-5	56	46
5-30	60	50
Note 1: * Decreases with the logarithm of the frequency.		

3.1.2 Measuring Instruments

Refer a test equipment and calibration data table in this test report.

3.1.3 Test Procedures

Test Method
☒ Refer as ANSI C63.10-2013, clause 6.2 for AC power-line conducted emissions.

3.1.4 Test Setup

AC Power-line Conducted Emissions

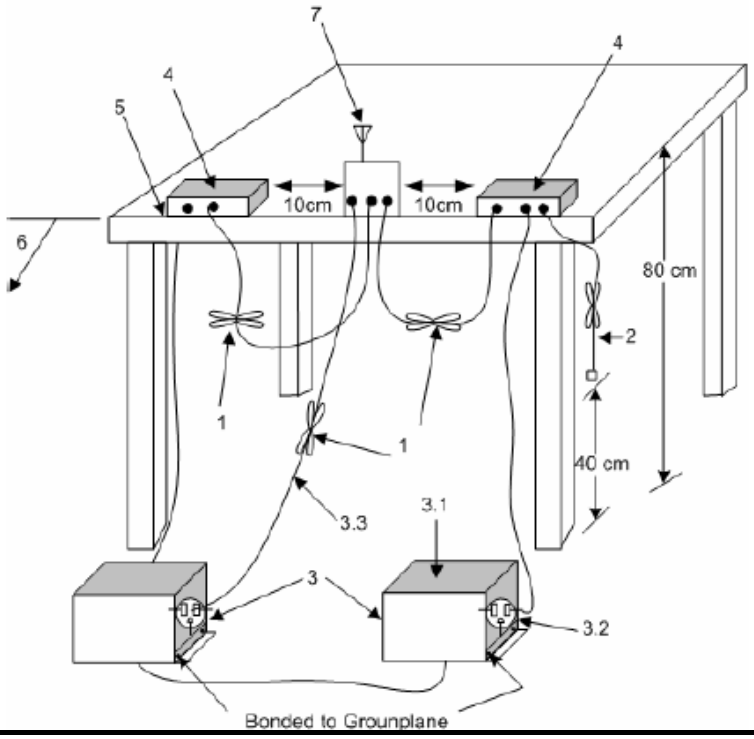

3.1.5 Test Result of AC Power-line Conducted Emissions

Refer as Appendix A

3.2 DTS Bandwidth

3.2.1 6dB Bandwidth Limit

6dB Bandwidth Limit
Systems using digital modulation techniques:
▪ 6 dB bandwidth ≥ 500 kHz.

3.2.2 Measuring Instruments

Refer a test equipment and calibration data table in this test report.

3.2.3 Test Procedures

Test Method	
▪ For the emission bandwidth shall be measured using one of the options below:	
	☒ Refer as KDB 558074, clause 8.1 Option 1 for 6 dB bandwidth measurement.
	☐ Refer as KDB 558074, clause 8.2 Option 2 for 6 dB bandwidth measurement.
	☐ Refer as RSS-Gen, clause 6.6 for for occupied bandwidth testing.
	☐ Refer as ANSI C63.10, clause 6.9.3 for occupied bandwidth testing.

3.2.4 Test Setup

Emission Bandwidth


3.2.5 Test Result of Emission Bandwidth

Refer as Appendix B

3.3 Maximum Conducted Output Power

3.3.1 Maximum Conducted Output Power Limit

Maximum Conducted Output Power Limit		
	▪ If $G_{TX} \leq 6$ dBi, then $P_{Out} \leq 30$ dBm (1 W)	
	▪ Point-to-multipoint systems (P2M): If $G_{TX} > 6$ dBi, then $P_{Out} = 30 – (G_{TX} – 6)$ dBm	
	▪ Point-to-point systems (P2P): If $G_{TX} > 6$ dBi, then $P_{Out} = 30 – (G_{TX} – 6)/3$ dBm	
	▪ Smart antenna system (SAS):	
		- Single beam: If $G_{TX} > 6$ dBi, then $P_{Out} = 30 – (G_{TX} – 6)/3$ dBm
		- Overlap beam: If $G_{TX} > 6$ dBi, then $P_{Out} = 30 – (G_{TX} – 6)/3$ dBm
		- Aggregate power on all beams: If $G_{TX} > 6$ dBi, then $P_{Out} = 30 – (G_{TX} – 6)/3 + 8$dB dBm
e.i.r.p. Power Limit:		
▪ 2400-2483.5 MHz Band		
	▪ Point-to-multipoint systems (P2M): $P_{eirp} \leq 36$ dBm (4 W)	
	▪ Point-to-point systems (P2P): $P_{eirp} \leq MAX(36, [P_{Out} + G_{TX}])$ dBm	
	▪ Smart antenna system (SAS)	
		- Single beam: $P_{eirp} \leq MAX(36, P_{Out} + G_{TX})$ dBm
		- Overlap beam: $P_{eirp} \leq MAX(36, P_{Out} + G_{TX})$ dBm
		- Aggregate power on all beams: $P_{eirp} \leq MAX(36, [P_{Out} + G_{TX} + 8])$ dBm
P_{Out} = maximum peak conducted output power or maximum conducted output power in dBm, **G_{TX}** = the maximum transmitting antenna directional gain in dBi.		

3.3.2 Measuring Instruments

Refer a test equipment and calibration data table in this test report.

3.3.3 Test Procedures

Test Method	
▪ Maximum Peak Conducted Output Power	
	☐ Refer as KDB 558074, clause 9.1.1 Option 1 (RBW ≥ EBW method).
	☐ Refer as KDB 558074, clause 9.1.2 Option 2 (integrated band power method)
	☐ Refer as KDB 558074, clause 9.1.3 Option 3 (peak power meter for VBW ≥ DTS BW)
▪ Maximum Average Conducted Output Power	
	Duty cycle ≥ 98%
	☐ Refer as KDB 558074, clause 9.2.2.4 Method AVGSA-2 (spectral trace averaging).
	Duty cycle < 98%
	☐ Refer as KDB 558074, clause 9.2.2.5 Method AVGSA-2 Alt. (slow sweep speed)
	RF power meter and average over on/off periods with duty factor or gated trigger
	☒ Refer as KDB 558074, clause 9.2.3.1 Method AVGPM (using an RF average power meter).
▪ For conducted measurement.	
	▪ If the EUT supports multiple transmit chains using options given below: Refer as KDB 662911, In-band power measurements. Using the measure-and-sum approach, measured all transmit ports individually. Sum the power (in linear power units e.g., mW) of all ports for each individual sample and save them.
	▪ If multiple transmit chains, EIRP calculation could be following as methods: $P_{total} = P_1 + P_2 + \ldots + P_n$ (calculated in linear unit [mW] and transfer to log unit [dBm]) $EIRP_{total} = P_{total} + DG$

3.3.4 Test Setup

Maximum Conducted Output Power (Power Meter)

3.3.5 Test Result of Maximum Conducted Output Power

Refer as Appendix C

3.4 Power Spectral Density

3.4.1 Power Spectral Density Limit

Power Spectral Density Limit
▪ Power Spectral Density (PSD) ≤ 8 dBm/3kHz

3.4.2 Measuring Instruments

Refer a test equipment and calibration data table in this test report.

3.4.3 Test Procedures

Test Method			
▪ Peak power spectral density procedures that the same method as used to determine the conducted output power. If maximum peak conducted output power was measured to demonstrate compliance to the output power limit, then the peak PSD procedure below (Method PKPSD) shall be used. If maximum conducted output power was measured to demonstrate compliance to the output power limit, then one of the average PSD procedures shall be used, as applicable based on the following criteria (the peak PSD procedure is also an acceptable option).			
	☒ Refer as KDB 558074, clause 10.2 Method PKPSD (RBW=3-100kHz; Detector=peak).		
▪ For conducted measurement.			
	▪ If The EUT supports multiple transmit chains using options given below:		
		☒	Measure and sum the spectra across the outputs. Refer as KDB 662911, In-band power spectral density (PSD). Sample all transmit ports simultaneously using a spectrum analyzer for each transmit port. Where the trace bin-by-bin of each transmit port summing can be performed. (i.e., in the first spectral bin of output 1 is summed with that in the first spectral bin of output 2 and that from the first spectral bin of output 3, and so on up to the NTX output to obtain the value for the first frequency bin of the summed spectrum.). Add up the amplitude (power) values for the different transmit chains and use this as the new data trace.

3.4.4 Test Setup

Power Spectral Density


3.4.5 Test Result of Power Spectral Density

Refer as Appendix D

3.5 Emissions in Non-restricted Frequency Bands

3.5.1 Emissions in Non-restricted Frequency Bands Limit

Un-restricted Band Emissions Limit	
RF output power procedure	**Limit (dB)**
Peak output power procedure	20
Average output power procedure	30

Note 1: If the peak output power procedure is used to measure the fundamental emission power to demonstrate compliance to requirements, then the peak conducted output power measured within any 100 kHz outside the authorized frequency band shall be attenuated by at least 20 dB relative to the maximum measured in-band peak PSD level.

Note 2: If the average output power procedure is used to measure the fundamental emission power to demonstrate compliance to requirements, then the power in any 100 kHz outside of the authorized frequency band shall be attenuated by at least 30 dB relative to the maximum measured in-band average PSD level.

3.5.2 Measuring Instruments

Refer a test equipment and calibration data table in this test report.

3.5.3 Test Procedures

Test Method
▪ Refer as KDB 558074, clause 11 for unwanted emissions into non-restricted bands.

3.5.4 Test Setup

Emissions in Non-restricted Frequency Bands

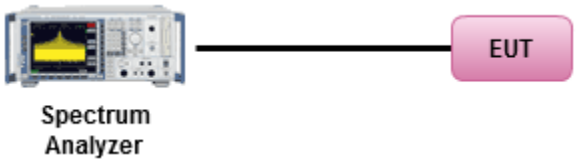

3.5.5 Test Result of Emissions in Non-restricted Frequency Bands

Refer as Appendix E

3.6 Emissions in Restricted Frequency Bands

3.6.1 Emissions in Restricted Frequency Bands Limit

Restricted Band Emissions Limit			
Frequency Range (MHz)	**Field Strength (uV/m)**	**Field Strength (dBuV/m)**	**Measure Distance (m)**
0.009~0.490	2400/F(kHz)	48.5 - 13.8	300
0.490~1.705	24000/F(kHz)	33.8 - 23	30
1.705~30.0	30	29	30
30~88	100	40	3
88~216	150	43.5	3
216~960	200	46	3
Above 960	500	54	3

Note 1: Test distance for frequencies at or above 30 MHz, measurements may be performed at a distance other than the limit distance provided they are not performed in the near field and the emissions to be measured can be detected by the measurement equipment. When performing measurements at a distance other than that specified, the results shall be extrapolated to the specified distance using an extrapolation factor of 20 dB/decade (inverse of linear distance for field-strength measurements, inverse of linear distance-squared for power-density measurements).

Note 2: Test distance for frequencies at below 30 MHz, measurements may be performed at a distance closer than the EUT limit distance; however, an attempt should be made to avoid making measurements in the near field. When performing measurements below 30 MHz at a closer distance than the limit distance, the results shall be extrapolated to the specified distance by either making measurements at a minimum of two or more distances on at least one radial to determine the proper extrapolation factor or by using the square of an inverse linear distance extrapolation factor (40 dB/decade). The test report shall specify the extrapolation method used to determine compliance of the EUT.

3.6.2 Measuring Instruments

Refer a test equipment and calibration data table in this test report.

3.6.3 Test Procedures

Test Method		
▪ The average emission levels shall be measured in [duty cycle ≥ 98 or duty factor].		
▪ Refer as ANSI C63.10, clause 6.10.3 band-edge testing shall be performed at the lowest frequency channel and highest frequency channel within the allowed operating band.		
▪ For the transmitter unwanted emissions shall be measured using following options below:		
	▪ Refer as KDB 558074, clause 12 for unwanted emissions into restricted bands.	
		☒ Refer as KDB 558074, clause 12.2.5.3 (ANSI C63.10, clause 4.1.4.2.3), Reduced VBW≥1/T.
		☒ Refer as KDB 558074, clause 12.2.4 measurement procedure peak limit.
▪ For the transmitter band-edge emissions shall be measured using following options below:		
	▪ Refer as KDB 558074 clause 13.1, When the performing peak or average radiated measurements, emissions within 2 MHz of the authorized band edge may be measured using the marker-delta method described below.	
	▪ Refer as KDB 558074, clause 13.2 (ANSI C63.10, clause 6.10.6) for marker-delta method for band-edge measurements.	
	▪ Refer as KDB 558074, clause 13.3 for narrower resolution bandwidth (100kHz) using the band power and summing the spectral levels (i.e., 1 MHz).	
▪ For conducted and cabinet radiation measurement, refer as KDB 558074, clause 12.2.2.		
	▪ For conducted unwanted emissions into restricted bands (absolute emission limits). Devices with multiple transmit chains using options given below: (1) Measure and sum the spectra across the outputs or (2) Measure and add 10 log(N) dB	
	▪ For KDB 662911 The methodology described here may overestimate array gain, thereby resulting in apparent failures to satisfy the out-of-band limits even if the device is actually compliant. In such cases, compliance may be demonstrated by performing radiated tests around the frequencies at which the apparent failures occurred.	

3.6.4 Test Setup

Emissions in Restricted Frequency Bands

9kHz ~30MHz

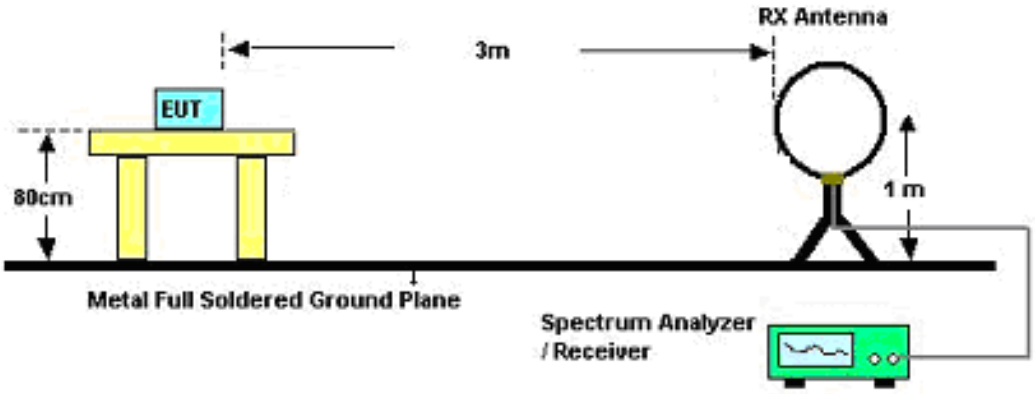

30MHz~1GHz

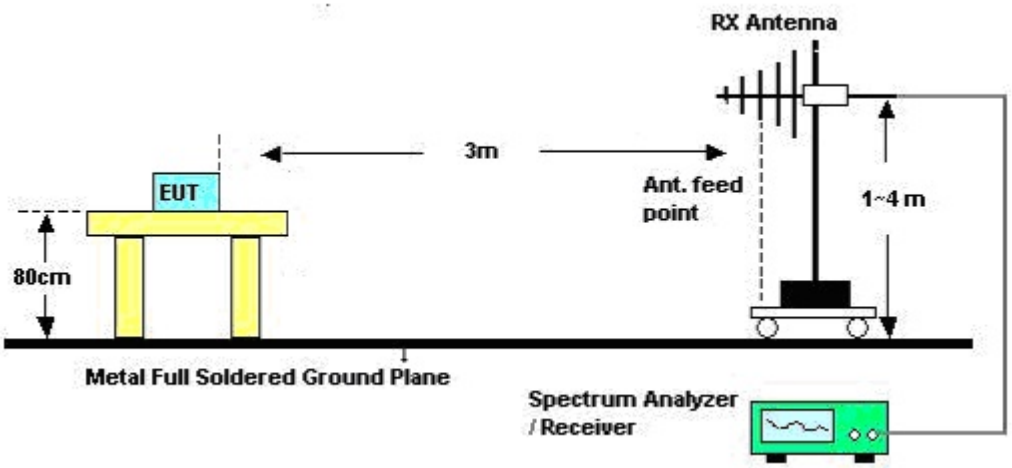

Above 1GHz

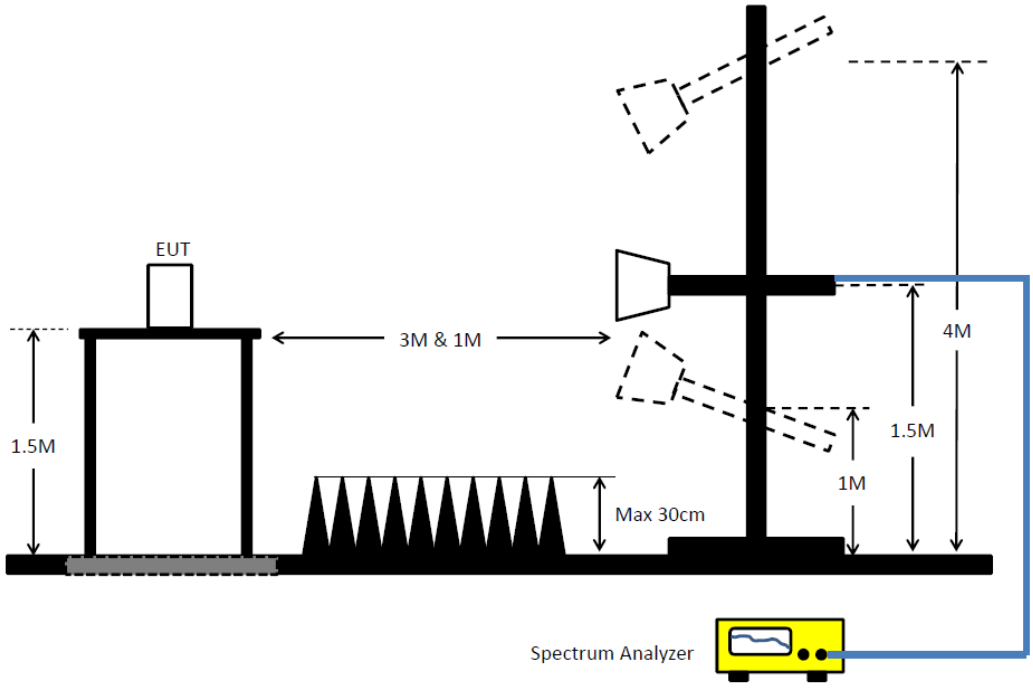

3.6.5 Test Result of Emissions in Restricted Frequency Bands (Below 30MHz)

The amplitude of spurious emissions which are attenuated by more than 20dB below the permissible value has no need to be reported. All amplitude of spurious emissions that are attenuated by more than 20 dB below the permissible value has no need to be reported.

3.6.6 Test Result of Emissions in Restricted Frequency Bands

Refer as Appendix F

3.7 Receiver Radiated Spurious Emissions

3.7.1 Receiver in Radiated Spurious Emissions Limit

Restricted Spurious Emissions Limit			
Frequency Range (MHz)	**Field Strength (uV/m)**	**Field Strength (dBuV/m)**	**Measure Distance (m)**
0.009~0.490	2400/F(kHz)	48.5 - 13.8	300
0.490~1.705	24000/F(kHz)	33.8 - 23	30
1.705~30.0	30	29	30
30~88	100	40	3
88~216	150	43.5	3
216~960	200	46	3
Above 960	500	54	3

Note 1: Test distance for frequencies at or above 30 MHz, measurements may be performed at a distance other than the limit distance provided they are not performed in the near field and the emissions to be measured can be detected by the measurement equipment. When performing measurements at a distance other than that specified, the results shall be extrapolated to the specified distance using an extrapolation factor of 20 dB/decade (inverse of linear distance for field-strength measurements, inverse of linear distance-squared for power-density measurements).

Note 2: Test distance for frequencies at below 30 MHz, measurements may be performed at a distance closer than the EUT limit distance; however, an attempt should be made to avoid making measurements in the near field. When performing measurements below 30 MHz at a closer distance than the limit distance, the results shall be extrapolated to the specified distance by either making measurements at a minimum of two or more distances on at least one radial to determine the proper extrapolation factor or by using the square of an inverse linear distance extrapolation factor (40 dB/decade). The test report shall specify the extrapolation method used to determine compliance of the EUT.

3.7.2 Measuring Instruments

Refer a test equipment and calibration data table in this test report.

3.7.3 Test Procedures

Test Method	
☒	The search for spurious emissions shall be from the lowest frequency internally generated or used in the receiver (e.g. local oscillator, intermediate or carrier frequency), or 30 MHz, whichever is higher, to at least 3 times the highest tuneable or local oscillator frequency, whichever is higher, without exceeding 40 GHz.
☒	Measurements may be performed at a distance other than the limit distance provided they are not performed in the near field and the emissions to be measured can be detected by the measurement equipment. When performing measurements at a distance other than that specified, the results shall be extrapolated to the specified distance using an extrapolation factor of 20 dB/decade (inverse of linear distance for field-strength measurements, inverse of linear distance-squared for power-density measurements).
☒	For radiated measurement, refer as KDB558074, clause 12.2.7.
☒	Refer as ANSI C63.4, clause 8.3.1.1 and 8.3.2.1 for radiated emissions from below 30 MHz.
☒	Refer as ANSI C63.4, clause 8.3.1.1 and 8.3.2.1 for radiated emissions from 30 MHz-1 GHz. For the peak measurement is fully sufficient, as the max field strength as measured with the Peak-Detector meets the QP-Limit so that the QP level does not need to be reported in addition.
☒	Refer as ANSI C63.4, clause 8.3.1.2 and 8.3.2.2 for radiated emissions from above 1 GHz. For the peak measurement is fully sufficient, as the max field strength as measured with the Peak-Detector meets the AV-Limit so that the AV level does not need to be reported in addition.
☒	All amplitude of spurious emissions that are attenuated by more than 30 dB below the permissible value has no need to be reported.

3.7.4 Test Setup

Receiver Spurious and Out of Band Emissions (9 kHz - 30 MHz)

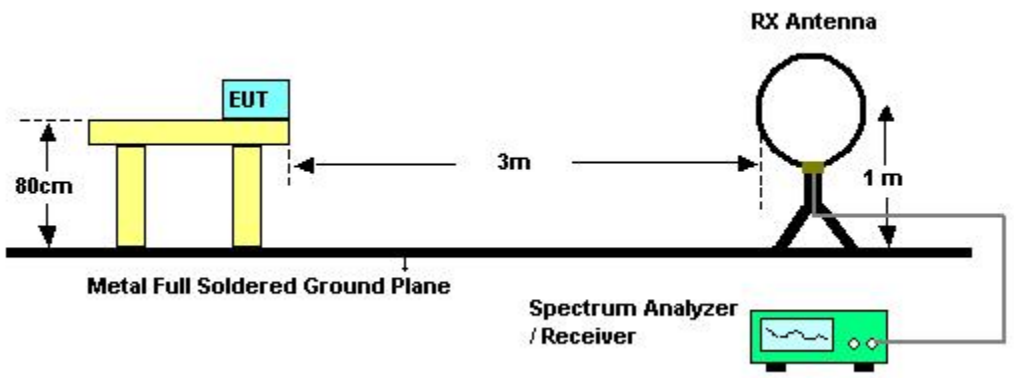

Receiver Radiated Unwanted Emissions (below 1GHz)

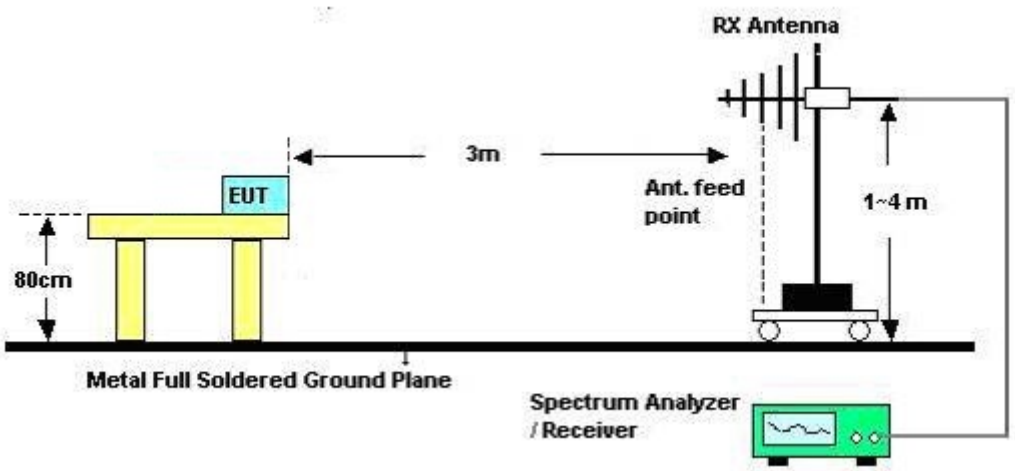

Receiver Radiated Unwanted Emissions (above 1GHz)

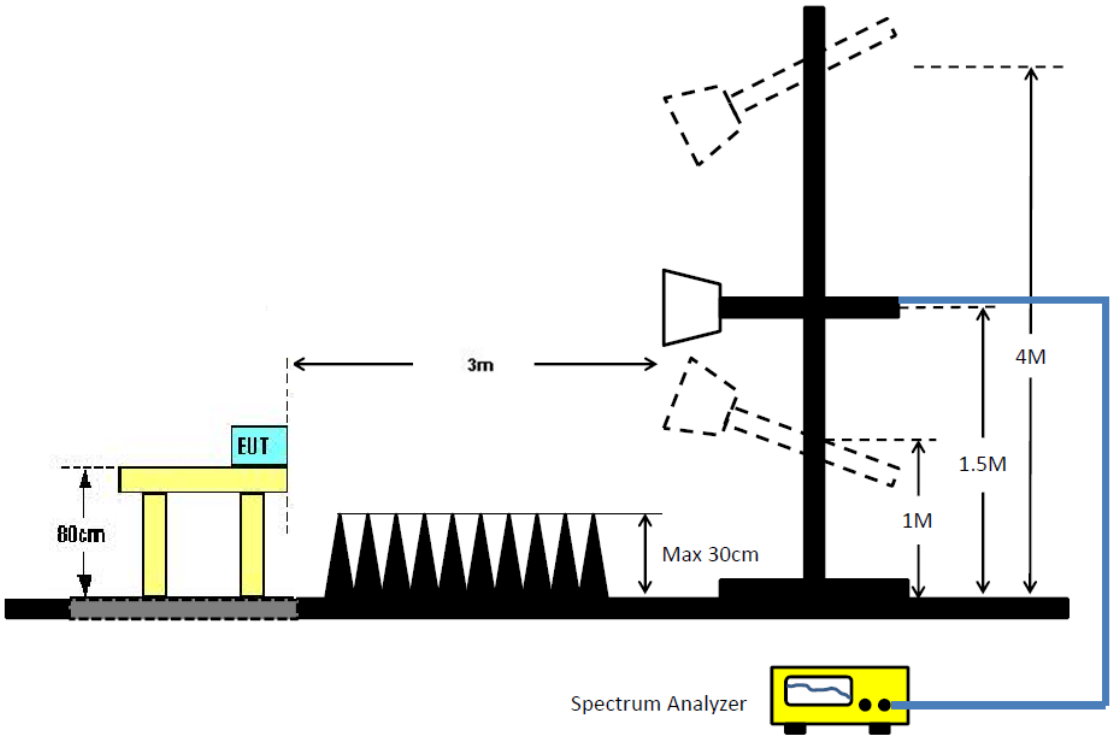

3.7.5 Receiver Radiated Unwanted Emissions (Below 30MHz)

The amplitude of spurious emissions which are attenuated by more than 20dB below the permissible value has no need to be reported.

3.7.6 Test Result of Receiver Radiated Unwanted Emissions

Refer as Appendix G

4 Test Equipment and Calibration Data

Instrument for AC Conduction

Instrument	Manufacturer	Model No.	Serial No.	Spec.	Calibration Date	Calibration Due Date
EMC Receiver	R&S	ESR3	102052	9kHz ~ 3.6GHz	29/Apr/2017	28/Apr/2018
RF Cable-CON	HUBER+SUHNER	RG213/U	07611832020001	9kHz ~ 30MHz	06/Oct/2017	05/Oct/2018
AC POWER	APC	AFC-11005G	F310050055	47Hz~63Hz 5~300V	NCR	NCR
Impuls Begrenzer Pulse Limiter	SCHWARZBECK	VTSD 9561-F	9561-F041	9 kHz ~ 30 MHz	12/Oct/2017	11/Oct/2018
LISN	R&S	ENV216	101295	9kHz ~ 30MHz	17/Nov/2017	16/Nov/2018

NCR: Non Calibration Require.

Instrument for Radiated Test (TX)

Instrument	Manufacturer	Model No.	Serial No.	Spec.	Calibration Date	Calibration Due Date
3m Semi Anechoic Chamber	TDK	SAC-3M	03CH09-HY	30MHz ~ 1GHz	25/Apr/2017	24/Apr/2018
3m Semi Anechoic Chamber	TDK	SAC-3M	03CH09-HY	1GHz ~ 18GHz	21/Jun/2016	20/Jun/2017
Amplifier	Agilent	8449B	3008A02364	1GHz ~ 26.5GHz	17/Nov/2016	16/Nov/2017
Amplifier	EMC	EMC9135	980209	9kHz ~ 1GHz	05/Sep/2016	04/Sep/2017
Spectrum Analyzer	KEYSIGHT	N9010A	MY54200885	10Hz ~ 44GHz	04/Jul/2016	03/Jul/2017
Bilog Antenna	TESEQ	CBL 6111D	35418	30MHz ~ 1GHz	01/Oct/2016	30/Sep/2017
Horn Antenna	SCHWARZBECK	BBHA 9120D	BBHA9120D 1534	1GHz ~ 18GHz	28/Apr/2017	27/Apr/2018
Loop Antenna	R&S	HFH2-Z2	100330	9 kHz ~ 30 MHz	10/Nov/2016	09/Nov/2017
RF Cable-R03m	Jye Bao	RG142	CB021	9kHz ~ 1GHz	23/Jul/2016	22/Jul/2017
RF Cable-high	Jye Bao	RG142	03CH09-HY	1GHz ~ 40GHz	23/Jul/2016	22/Jul/2017
Receiver	R&S	ESU-26	100422/026	20Hz ~ 26.5GHz	21/Sep/2016	20/Sep/2017

Instrument for Radiated Test (RX)

Instrument	Manufacturer	Model No.	Serial No.	Spec.	Calibration Date	Calibration Due Date
Spectrum Analyzer	R&S	FSP 40	100305	9kHz ~ 40GHz	30/Dec/2016	29/Dec/2017
3m Semi Anechoic Chamber	SIDT FRANKONIA	SAC-3M	03CH02-HY	30MHz ~ 1GHz 3m	20/Oct/2017	19/Oct/2018
3m Semi Anechoic Chamber	SIDT FRANKONIA	SAC-3M	03CH02-HY	1GHz ~ 18GHz 3m	27/ Oct /2017	26/ Oct /2018
Amplifier	Agilent	8447D	2944A11149	100kHz ~ 1.3GHz	29/Jun/2017	28/Jun/2018
RF Cable-R03m	Jye Bao	RG142	CB017	9kHz ~ 1GHz	26/Jan/2017	25/Jan/2018
RF Cable-high	SUHNER	SUCOFLEX104	MY34918/4	1GHz ~ 40GHz	26/Jan/2017	25/Jan/2018
Amplifier	Agilent	8449B	3008A02602	1GHz ~ 26.5GHz	19/Sep/2017	18/Sep/2018
Horn Antenna	SCHWARZBECK	BBHA 9120 D	BBHA 9120 D 01543	1GHz ~ 18GHz	11/May/2017	10/May/2018
Bilog Antenna	SCHAFFNER	CBL 6112B	2723	30MHz ~ 1GHz	09/Sep/2017	8/Sep/2018
Receiver	R&S	ESU3	102052	9kHz ~ 3.6GHz	29/Apr/2017	28/Apr/2018
Loop Antenna	TESEQ	HLA 6120	24155	9kHz ~ 30MHz	03/Feb/2017	02/Feb/2018

Instrument for Conducted Test

Instrument	Manufacturer	Model No.	Serial No.	Spec.	Calibration Date	Calibration Due Date
Spectrum Analyzer	R&S	FSV 40	101013	10Hz ~ 40GHz	30/Dec/2016	29/Dec/2017
Power Sensor	Anritsu	MA2411B	1027452	300MHz ~ 40GHz	24/Feb/2017	23/Feb/2018
Power Meter	Anritsu	ML2495A	1124009	300MHz ~ 40GHz	24/Feb/2017	23/Feb/2018
Signal Generator	R&S	SMR40	100116	10MHz ~ 40GHz	21/Jul/2016	20/Jul/2017
RF Cable-0.2m	HUBER+SUHNER	SUCOFLEX_104	MY677/3	30MHz ~ 26.5GHz	02/Oct/2016	01/Oct/2017
RF Cable-0.2m	HUBER+SUHNER	SUCOFLEX_104	MY678/3	30MHz ~ 26.5GHz	02/Oct/2016	01/Oct/2017
RF Cable-0.5m	HUBER+SUHNER	SUCOFLEX_104	MY10717/4	30MHz ~ 26.5GHz	02/Oct/2016	01/Oct/2017

AC Power-line Conducted Emissions Result			
Operating Mode	3	**Power Phase**	Neutral
Operating Function	PoE Mode ; WIFI 5G(eth3) TX		

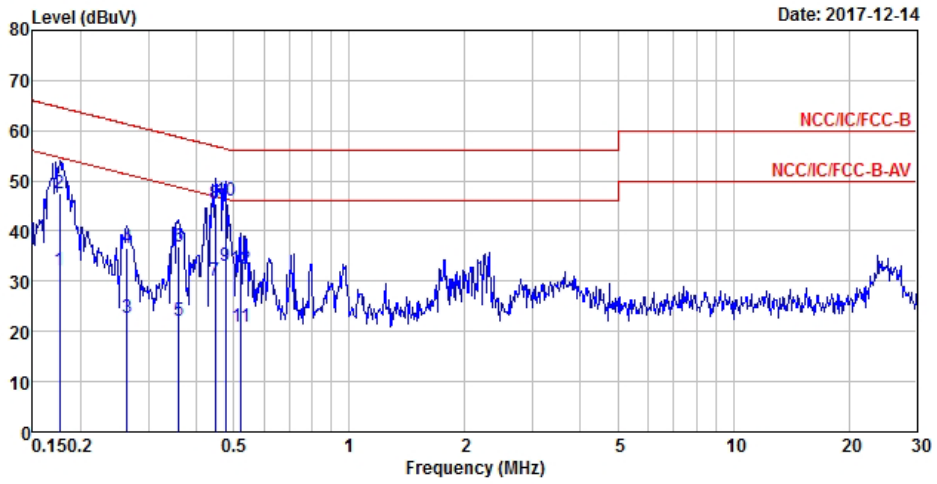

	Freq	Level	Over Limit	Limit Line	Read Level	LISN Factor	Cable Loss	Remark
	MHz	dBuV	dB	dBuV	dBuV	dB	dB	
1	0.1758	32.15	-22.53	54.68	22.51	9.62	0.02	Average
2	0.1758	47.40	-17.28	64.68	37.76	9.62	0.02	QP
3	0.2644	22.62	-28.67	51.29	12.96	9.62	0.04	Average
4	0.2644	36.53	-24.76	61.29	26.87	9.62	0.04	QP
5	0.3596	22.22	-26.52	48.74	12.53	9.61	0.08	Average
6	0.3596	36.82	-21.92	58.74	27.13	9.61	0.08	QP
7	0.4468	30.05	-16.88	46.93	20.35	9.61	0.09	Average
8	0.4468	45.50	-11.43	56.93	35.80	9.61	0.09	QP
9	0.4761	33.18	-13.23	46.41	23.49	9.61	0.08	Average
10 MAX	0.4761	46.13	-10.28	56.41	36.44	9.61	0.08	QP
11	0.5238	21.00	-25.00	46.00	11.32	9.61	0.07	Average
12	0.5238	32.58	-23.42	56.00	22.90	9.61	0.07	QP

Note 1: “>20dB” means emission levels that exceed the level of 20 dB below the applicable limit.
Note 2: “N/F” means Nothing Found emissions (No emissions were detected.)

AC Power-line Conducted Emissions Result			
Operating Mode	3	**Power Phase**	Line
Operating Function	PoE Mode ; WIFI 5G(eth3) TX		

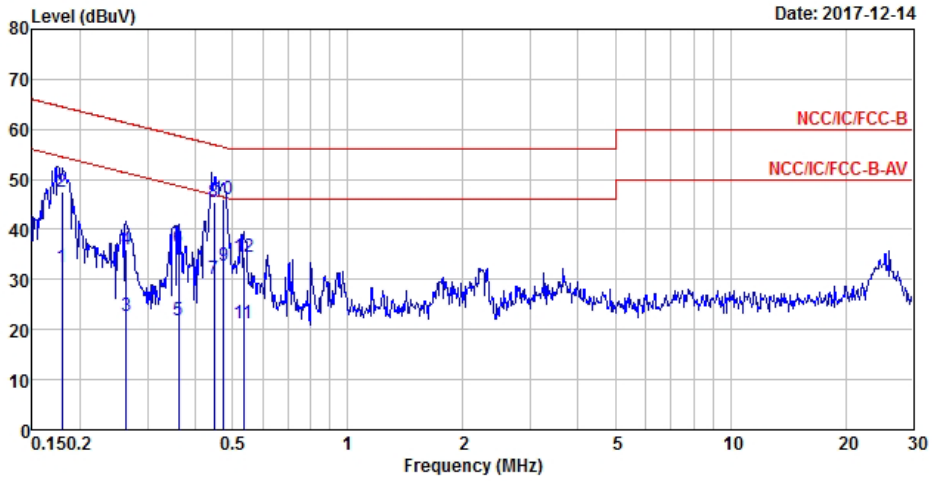

	Freq	Level	Over Limit	Limit Line	Read Level	LISN Factor	Cable Loss	Remark
	MHz	dBuV	dB	dBuV	dBuV	dB	dB	
1	0.1796	32.57	-21.93	54.50	22.93	9.62	0.02	Average
2	0.1796	47.51	-16.99	64.50	37.87	9.62	0.02	QP
3	0.2644	22.86	-28.43	51.29	13.20	9.62	0.04	Average
4	0.2644	36.16	-25.13	61.29	26.50	9.62	0.04	QP
5	0.3615	21.73	-26.96	48.69	12.03	9.61	0.09	Average
6	0.3615	36.25	-22.44	58.69	26.55	9.61	0.09	QP
7	0.4468	30.05	-16.88	46.93	20.35	9.61	0.09	Average
8	0.4468	45.36	-11.57	56.93	35.66	9.61	0.09	QP
9	0.4736	32.71	-13.74	46.45	23.02	9.61	0.08	Average
10 MAX	0.4736	45.97	-10.48	56.45	36.28	9.61	0.08	QP
11	0.5350	21.39	-24.61	46.00	11.71	9.61	0.07	Average
12	0.5350	34.62	-21.38	56.00	24.94	9.61	0.07	QP

Note 1: “>20dB” means emission levels that exceed the level of 20 dB below the applicable limit.
Note 2: “N/F” means Nothing Found emissions (No emissions were detected.)

AC Power-line Conducted Emissions Result			
Operating Mode	5	**Power Phase**	Neutral
Operating Function	PoE Mode ; WIFI 2.4G RX		

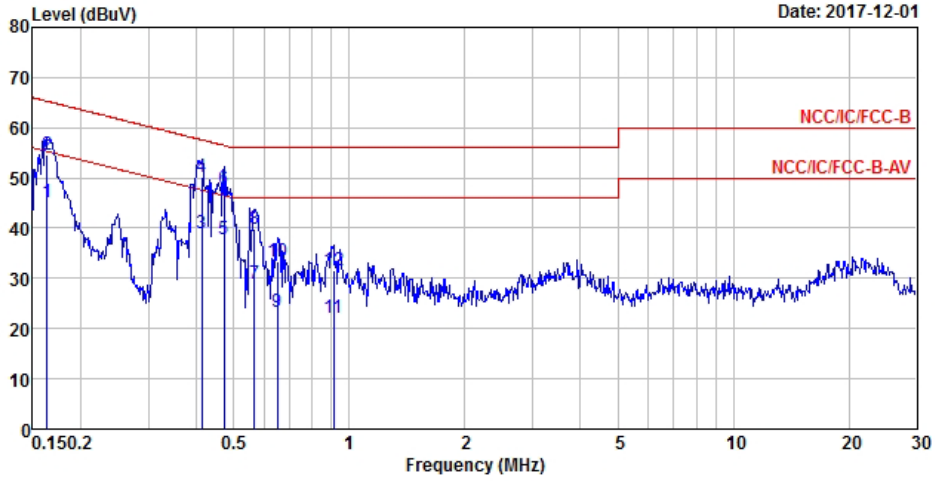

	Freq	Level	Over Limit	Limit Line	Read Level	LISN Factor	Cable Loss	Remark
	MHz	dBuV	dB	dBuV	dBuV	dB	dB	
1	0.1633	45.17	-10.13	55.30	35.51	9.63	0.03	Average
2	0.1633	54.48	-10.82	65.30	44.82	9.63	0.03	QP
3	0.4127	39.10	-8.49	47.59	29.39	9.61	0.10	Average
4 MAX	0.4127	50.12	-7.47	57.59	40.41	9.61	0.10	QP
5	0.4711	37.91	-8.58	46.49	28.22	9.61	0.08	Average
6	0.4711	47.69	-8.80	56.49	38.00	9.61	0.08	QP
7	0.5671	29.05	-16.95	46.00	19.38	9.61	0.06	Average
8	0.5671	39.80	-16.20	56.00	30.13	9.61	0.06	QP
9	0.6508	23.33	-22.67	46.00	13.66	9.62	0.05	Average
10	0.6508	33.22	-22.78	56.00	23.55	9.62	0.05	QP
11	0.9087	22.22	-23.78	46.00	12.59	9.62	0.01	Average
12	0.9087	31.73	-24.27	56.00	22.10	9.62	0.01	QP

Note 1: “>20dB” means emission levels that exceed the level of 20 dB below the applicable limit.
Note 2: “N/F” means Nothing Found emissions (No emissions were detected.)

AC Power-line Conducted Emissions Result			
Operating Mode	5	**Power Phase**	Line
Operating Function	PoE Mode ; WIFI 2.4G RX		

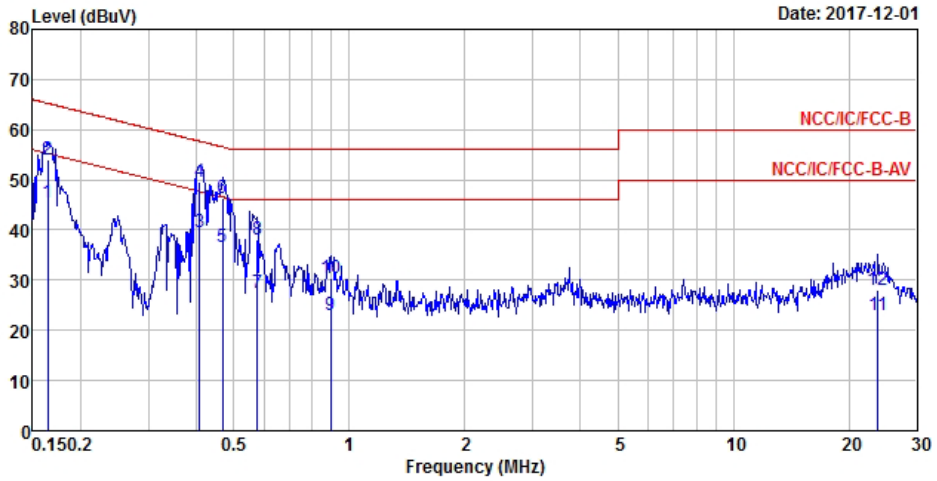

	Freq	Level	Over Limit	Limit Line	Read Level	LISN Factor	Cable Loss	Remark
	MHz	dBuV	dB	dBuV	dBuV	dB	dB	
1	0.1641	45.39	-9.86	55.25	35.74	9.62	0.03	Average
2	0.1641	54.02	-11.23	65.25	44.37	9.62	0.03	QP
3 MAX	0.4083	39.66	-8.02	47.68	29.95	9.61	0.10	Average
4	0.4083	49.45	-8.23	57.68	39.74	9.61	0.10	QP
5	0.4686	36.57	-9.97	46.54	26.88	9.61	0.08	Average
6	0.4686	46.45	-10.09	56.54	36.76	9.61	0.08	QP
7	0.5762	27.56	-18.44	46.00	17.89	9.61	0.06	Average
8	0.5762	38.15	-17.85	56.00	28.48	9.61	0.06	QP
9	0.8944	22.89	-23.11	46.00	13.27	9.61	0.01	Average
10	0.8944	30.51	-25.49	56.00	20.89	9.61	0.01	QP
11	23.7616	22.90	-27.10	50.00	13.28	9.57	0.05	Average
12	23.7616	28.17	-31.83	60.00	18.55	9.57	0.05	QP

Note 1: “>20dB” means emission levels that exceed the level of 20 dB below the applicable limit.
Note 2: “N/F” means Nothing Found emissions (No emissions were detected.)

Summary

Mode	Max-N dB (Hz)	Max-OBW (Hz)	ITU-Code	Min-N dB (Hz)	Min-OBW (Hz)
802.11b_(1Mbps)_3TX	-	-	-	-	-
2.4-2.4835GHz	9.025M	11.819M	11M8G1D	8M	11.319M
802.11g_(6Mbps)_3TX	-	-	-	-	-
2.4-2.4835GHz	16.35M	17.475M	17M5D1D	15.7M	16.525M
802.11ac VHT20_Nss1,(MCS0)_3TX	-	-	-	-	-
2.4-2.4835GHz	17.575M	19.05M	19M0D1D	16.325M	17.75M
802.11ac VHT40_Nss1,(MCS0)_3TX	-	-	-	-	-
2.4-2.4835GHz	36.35M	36.9M	36M9D1D	35.4M	36.45M

Max-N dB = Maximum 6dB down bandwidth; **Max-OBW** = Maximum 99% occupied bandwidth;
Min-N dB = Minimum 6dB down bandwidth; **Min-OBW** = Minimum 99% occupied bandwidth;

Result

Mode	Result	Limit (Hz)	Port 1-N dB (Hz)	Port 1-OBW (Hz)	Port 2-N dB (Hz)	Port 2-OBW (Hz)	Port 3-N dB (Hz)	Port 3-OBW (Hz)
802.11b_(1Mbps)_3TX	-	-	-	-	-	-	-	-
2412MHz	Pass	500k	8.525M	11.669M	8.05M	11.644M	8.55M	11.694M
2437MHz	Pass	500k	8.075M	11.694M	8M	11.819M	9.025M	11.769M
2462MHz	Pass	500k	8.5M	11.344M	8.55M	11.369M	8.525M	11.319M
802.11g_(6Mbps)_3TX	-	-	-	-	-	-	-	-
2412MHz	Pass	500k	16.325M	16.775M	16.275M	16.55M	16.35M	16.525M
2437MHz	Pass	500k	16.3M	17.3M	16.35M	17.475M	16.35M	17.45M
2462MHz	Pass	500k	16.3M	16.625M	16.025M	16.65M	15.7M	16.75M
802.11ac VHT20_Nss1,(MCS0)_3TX	-	-	-	-	-	-	-	-
2412MHz	Pass	500k	17.5M	17.825M	17.55M	17.75M	17.55M	17.75M
2437MHz	Pass	500k	17.575M	18.55M	17.55M	19.05M	17.55M	18.675M
2462MHz	Pass	500k	17.3M	17.75M	16.325M	17.775M	16.925M	17.775M
802.11ac VHT40_Nss1,(MCS0)_3TX	-	-	-	-	-	-	-	-
2422MHz	Pass	500k	35.4M	36.5M	36M	36.45M	35.65M	36.55M
2437MHz	Pass	500k	36.3M	36.75M	36.35M	36.9M	36.35M	36.9M
2452MHz	Pass	500k	35.95M	36.6M	35.65M	36.6M	35.7M	36.6M

Port X-N dB = Port **X** 6dB down bandwidth; **Port X-OBW** = Port **X** 99% occupied bandwidth;

802.11b_(1Mbps)_3TX — EBW

2412MHz

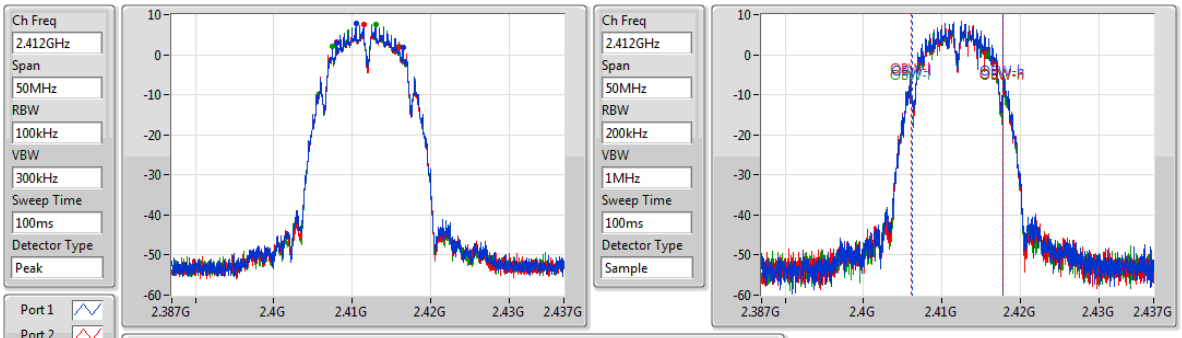

6dB(Hz)	Fl-6dB(Hz)	Fh-6dB(Hz)	OBW(Hz)	Fl-OBW(Hz)	Fh-OBW(Hz)	Limit(Hz)	Port
8.525M	2.407975G	2.4165G	11.669M	2.406153G	2.417822G	500k	1
8.05M	2.407975G	2.416025G	11.644M	2.406103G	2.417747G	500k	2
8.55M	2.40745G	2.416G	11.694M	2.406078G	2.417772G	500k	3

802.11b_(1Mbps)_3TX — EBW

2437MHz

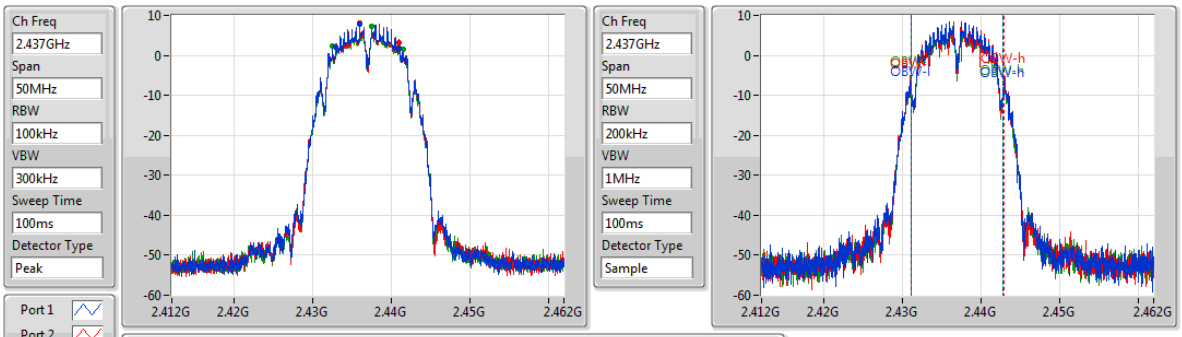

6dB(Hz)	Fl-6dB(Hz)	Fh-6dB(Hz)	OBW(Hz)	Fl-OBW(Hz)	Fh-OBW(Hz)	Limit(Hz)	Port
8.075M	2.43295G	2.441025G	11.694M	2.431103G	2.442797G	500k	1
8M	2.43295G	2.44095G	11.819M	2.431078G	2.442897G	500k	2
9.025M	2.432475G	2.4415G	11.769M	2.431053G	2.442822G	500k	3

802.11b_(1Mbps)_3TX — EBW

2462MHz

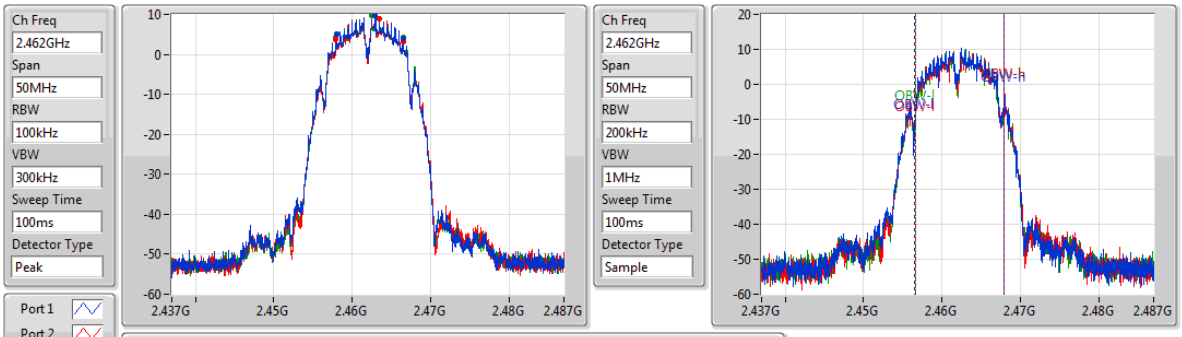

6dB(Hz)	Fl-6dB(Hz)	Fh-6dB(Hz)	OBW(Hz)	Fl-OBW(Hz)	Fh-OBW(Hz)	Limit(Hz)	Port
8.5M	2.457975G	2.466475G	11.344M	2.456553G	2.467897G	500k	1
8.55M	2.45795G	2.4665G	11.369M	2.456578G	2.467947G	500k	2
8.525M	2.45795G	2.466475G	11.319M	2.456628G	2.467947G	500k	3

802.11g_(6Mbps)_3TX — EBW

2412MHz

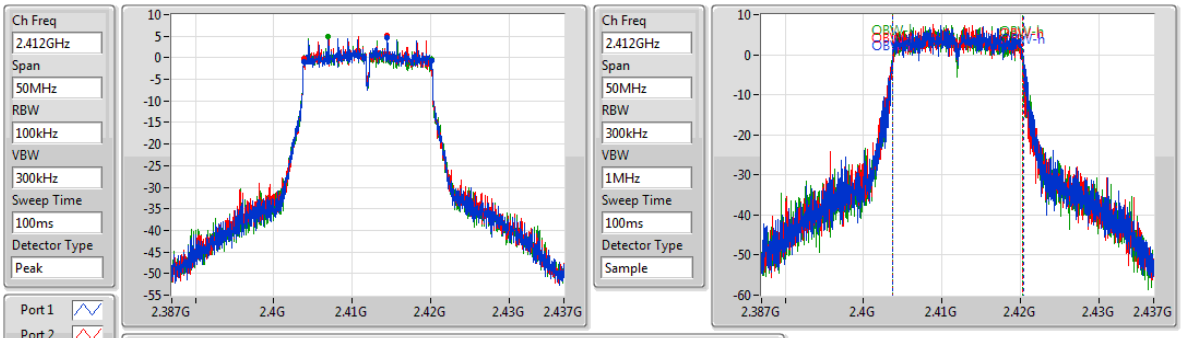

6dB(Hz)	Fl-6dB(Hz)	Fh-6dB(Hz)	OBW(Hz)	Fl-OBW(Hz)	Fh-OBW(Hz)	Limit(Hz)	Port
16.325M	2.403825G	2.42015G	16.775M	2.403675G	2.42045G	500k	1
16.275M	2.403825G	2.4201G	16.55M	2.403675G	2.420225G	500k	2
16.35M	2.4038G	2.42015G	16.525M	2.4037G	2.420225G	500k	3

802.11g_(6Mbps)_3TX — EBW

2437MHz

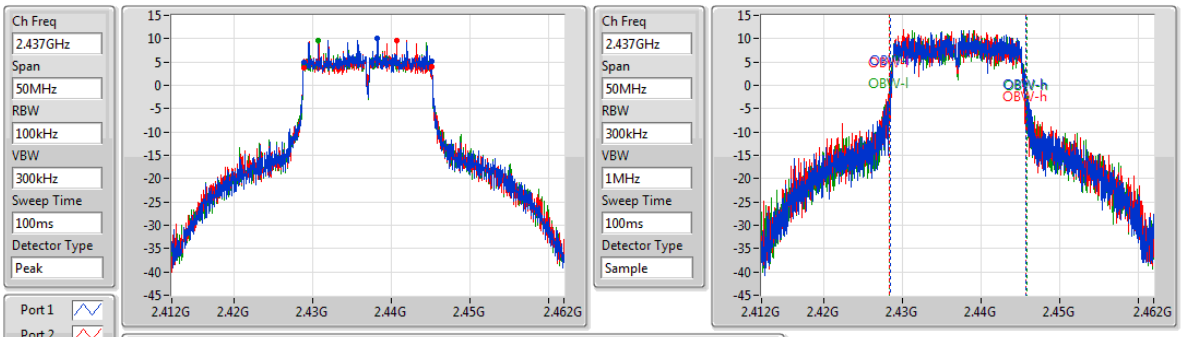

6dB(Hz)	Fl-6dB(Hz)	Fh-6dB(Hz)	OBW(Hz)	Fl-OBW(Hz)	Fh-OBW(Hz)	Limit(Hz)	Port
16.3M	2.428825G	2.445125G	17.3M	2.428375G	2.445675G	500k	1
16.35M	2.4288G	2.44515G	17.475M	2.42825G	2.445725G	500k	2
16.35M	2.4288G	2.44515G	17.45M	2.428325G	2.445775G	500k	3

802.11g_(6Mbps)_3TX — EBW

2462MHz

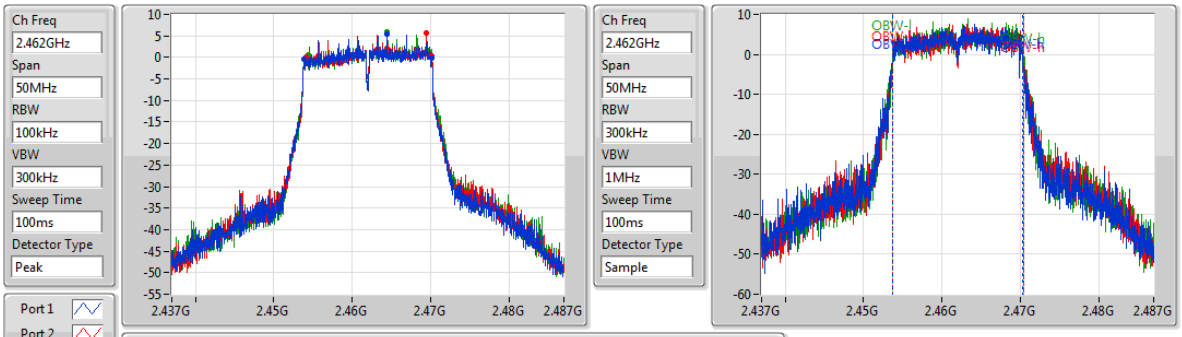

6dB(Hz)	Fl-6dB(Hz)	Fh-6dB(Hz)	OBW(Hz)	Fl-OBW(Hz)	Fh-OBW(Hz)	Limit(Hz)	Port
16.3M	2.45385G	2.47015G	16.625M	2.4537G	2.470325G	500k	1
16.025M	2.454125G	2.47015G	16.65M	2.453725G	2.470375G	500k	2
15.7M	2.45445G	2.47015G	16.75M	2.4537G	2.47045G	500k	3

802.11ac VHT20_Nss1,(MCS0)_3TX — EBW

2412MHz

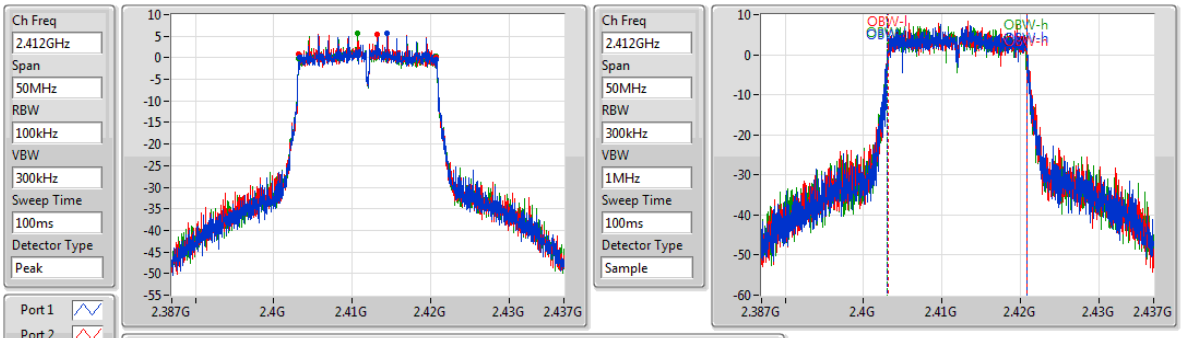

6dB(Hz)	Fl-6dB(Hz)	Fh-6dB(Hz)	OBW(Hz)	Fl-OBW(Hz)	Fh-OBW(Hz)	Limit(Hz)	Port
17.5M	2.40325G	2.42075G	17.825M	2.403075G	2.4209G	500k	1
17.55M	2.4032G	2.42075G	17.75M	2.403125G	2.420875G	500k	2
17.55M	2.4032G	2.42075G	17.75M	2.403075G	2.420825G	500k	3

802.11ac VHT20_Nss1,(MCS0)_3TX — EBW

2437MHz

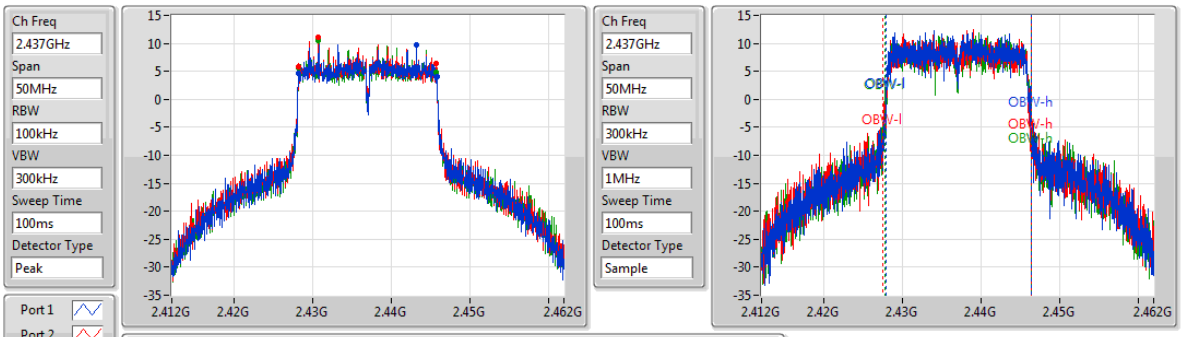

6dB(Hz)	Fl-6dB(Hz)	Fh-6dB(Hz)	OBW(Hz)	Fl-OBW(Hz)	Fh-OBW(Hz)	Limit(Hz)	Port
17.575M	2.4282G	2.445775G	18.55M	2.427825G	2.446375G	500k	1
17.55M	2.4282G	2.44575G	19.05M	2.4274G	2.44645G	500k	2
17.55M	2.4282G	2.44575G	18.675M	2.427675G	2.44635G	500k	3

802.11ac VHT20_Nss1,(MCS0)_3TX — EBW

2462MHz

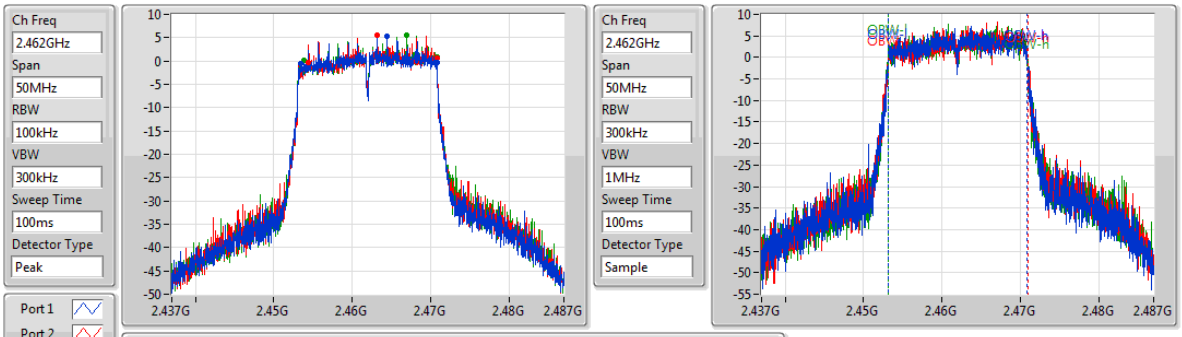

6dB(Hz)	Fl-6dB(Hz)	Fh-6dB(Hz)	OBW(Hz)	Fl-OBW(Hz)	Fh-OBW(Hz)	Limit(Hz)	Port
17.3M	2.453475G	2.470775G	17.75M	2.45315G	2.4709G	500k	1
16.325M	2.45445G	2.470775G	17.775M	2.45315G	2.470925G	500k	2
16.925M	2.45385G	2.470775G	17.775M	2.45315G	2.470925G	500k	3

802.11ac VHT40_Nss1,(MCS0)_3TX — EBW

2422MHz

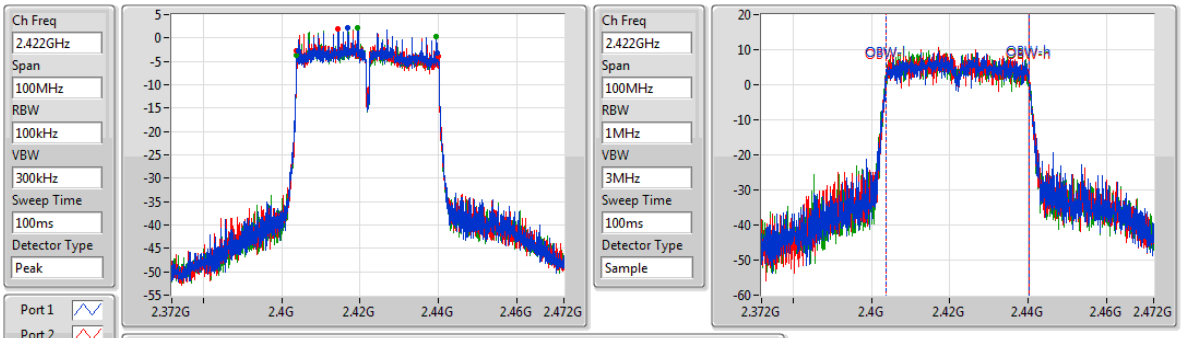

6dB(Hz)	Fl-6dB(Hz)	Fh-6dB(Hz)	OBW(Hz)	Fl-OBW(Hz)	Fh-OBW(Hz)	Limit(Hz)	Port
35.4M	2.4042G	2.4396G	36.5M	2.4037G	2.4402G	500k	1
36M	2.40385G	2.43985G	36.45M	2.40375G	2.4402G	500k	2
35.65M	2.40385G	2.4395G	36.55M	2.40365G	2.4402G	500k	3

802.11ac VHT40_Nss1,(MCS0)_3TX — EBW

2437MHz

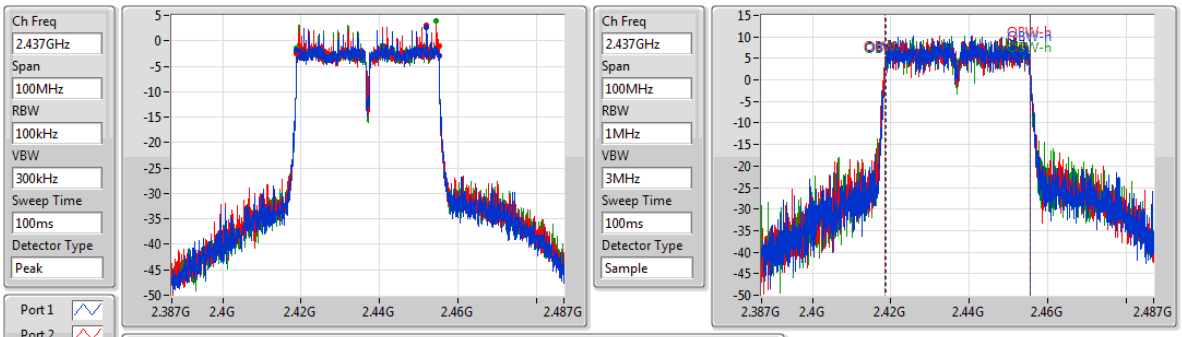

6dB(Hz)	Fl-6dB(Hz)	Fh-6dB(Hz)	OBW(Hz)	Fl-OBW(Hz)	Fh-OBW(Hz)	Limit(Hz)	Port
36.3M	2.41885G	2.45515G	36.75M	2.41865G	2.4554G	500k	1
36.35M	2.4188G	2.45515G	36.9M	2.4185G	2.4554G	500k	2
36.35M	2.4188G	2.45515G	36.9M	2.41855G	2.45545G	500k	3

802.11ac VHT40_Nss1,(MCS0)_3TX — EBW

2452MHz

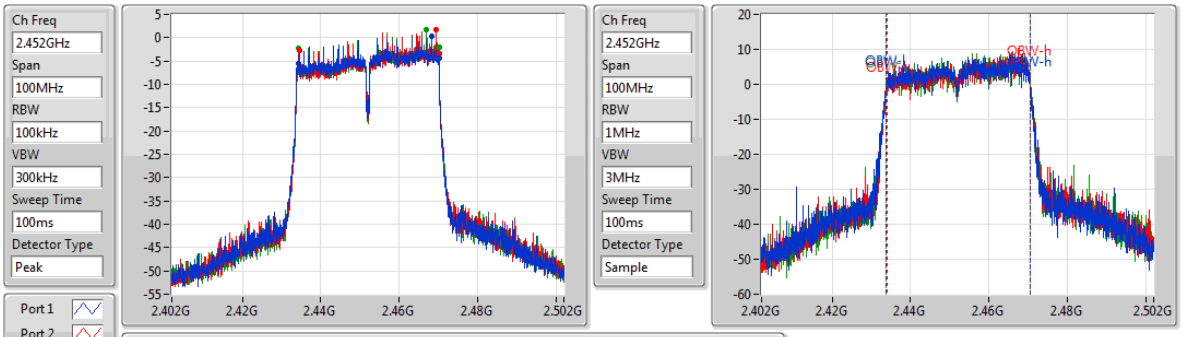

6dB(Hz)	Fl-6dB(Hz)	Fh-6dB(Hz)	OBW(Hz)	Fl-OBW(Hz)	Fh-OBW(Hz)	Limit(Hz)	Port
35.95M	2.4342G	2.47015G	36.6M	2.43385G	2.47045G	500k	1
35.65M	2.4345G	2.47015G	36.6M	2.43395G	2.47055G	500k	2
35.7M	2.43445G	2.47015G	36.6M	2.43385G	2.47045G	500k	3

Summary

Mode	Total Power (dBm)	Total Power (W)
802.11b_(1Mbps)_3TX	-	-
2.4-2.4835GHz	21.60	0.14454
802.11g_(6Mbps)_3TX	-	-
2.4-2.4835GHz	25.82	0.38194
802.11ac VHT20_Nss1,(MCS0)_3TX	-	-
2.4-2.4835GHz	26.32	0.42855
802.11ac VHT40_Nss1,(MCS0)_3TX	-	-
2.4-2.4835GHz	21.74	0.14928

Result

Mode	Result	DG (dBi)	Port 1 (dBm)	Port 2 (dBm)	Port 3 (dBm)	Total Power (dBm)	Power Limit (dBm)
802.11b_(1Mbps)_3TX	-	-	-	-	-	-	-
2412MHz	Pass	4.08	15.13	14.89	14.96	19.77	30.00
2437MHz	Pass	4.08	15.07	14.96	14.90	19.75	30.00
2462MHz	Pass	4.08	16.86	16.82	16.81	21.60	30.00
802.11g_(6Mbps)_3TX	-	-	-	-	-	-	-
2412MHz	Pass	4.08	16.27	16.20	16.40	21.06	30.00
2437MHz	Pass	4.08	21.11	21.06	20.97	25.82	30.00
2462MHz	Pass	4.08	16.68	16.73	16.86	21.53	30.00
802.11ac VHT20_Nss1,(MCS0)_3TX	-	-	-	-	-	-	-
2412MHz	Pass	4.08	16.91	16.69	16.85	21.59	30.00
2437MHz	Pass	4.08	21.61	21.55	21.50	26.32	30.00
2462MHz	Pass	4.08	16.84	16.76	16.80	21.57	30.00
802.11ac VHT40_Nss1,(MCS0)_3TX	-	-	-	-	-	-	-
2422MHz	Pass	4.08	15.73	15.61	15.52	20.39	30.00
2437MHz	Pass	4.08	16.99	16.88	17.04	21.74	30.00
2452MHz	Pass	4.08	14.70	14.47	14.58	19.36	30.00

DG = Directional Gain; **Port X** = Port X output power

Summary

Mode	PD (dBm/RBW)
802.11b_(1Mbps)_3TX	-
2.4-2.4835GHz	-2.50
802.11g_(6Mbps)_3TX	-
2.4-2.4835GHz	-0.51
802.11ac VHT20_Nss1,(MCS0)_3TX	-
2.4-2.4835GHz	-1.27
802.11ac VHT40_Nss1,(MCS0)_3TX	-
2.4-2.4835GHz	-8.00

RBW=3kHz.

Result

Mode	Result	DG (dBi)	Port 1 (dBm/RBW)	Port 2 (dBm/RBW)	Port 3 (dBm/RBW)	PD (dBm/RBW)	PD Limit (dBm/RBW)
802.11b_(1Mbps)_3TX	-	-	-	-	-	-	-
2412MHz	Pass	8.85	-7.41	-8.21	-7.95	-4.95	5.15
2437MHz	Pass	8.85	-7.58	-7.74	-7.74	-4.91	5.15
2462MHz	Pass	8.85	-4.12	-4.64	-5.68	-2.50	5.15
802.11g_(6Mbps)_3TX	-	-	-	-	-	-	-
2412MHz	Pass	8.85	-8.50	-9.51	-9.34	-5.30	5.15
2437MHz	Pass	8.85	-5.18	-4.74	-5.12	-0.51	5.15
2462MHz	Pass	8.85	-8.88	-8.61	-9.29	-5.10	5.15
802.11ac VHT20_Nss1,(MCS0)_3TX	-	-	-	-	-	-	-
2412MHz	Pass	8.85	-7.66	-8.93	-9.15	-6.14	5.15
2437MHz	Pass	8.85	-3.87	-4.33	-3.81	-1.27	5.15
2462MHz	Pass	8.85	-8.63	-9.02	-9.23	-5.83	5.15
802.11ac VHT40_Nss1,(MCS0)_3TX	-	-	-	-	-	-	-
2422MHz	Pass	8.85	-12.70	-13.20	-12.51	-8.48	5.15
2437MHz	Pass	8.85	-11.61	-9.61	-10.54	-8.00	5.15
2452MHz	Pass	8.85	-12.56	-13.79	-13.19	-9.32	5.15

DG = Directional Gain; RBW=3kHz;
PD = trace bin-by-bin of each transmits port summing can be performed maximum power density; **Port X** = Port X power density;

802.11b_(1Mbps)_3TX PSD

2412MHz

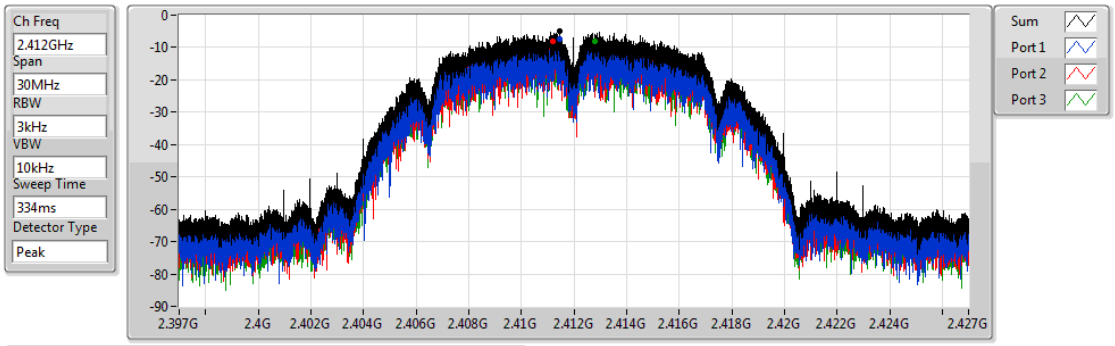

Sum	PD	Port 1	Port 2	Port 3
(dBm/RBW)	(dBm/RBW)	(dBm/RBW)	(dBm/RBW)	(dBm/RBW)
-4.95	-4.95	-7.41	-8.21	-7.95

802.11b_(1Mbps)_3TX PSD

2437MHz

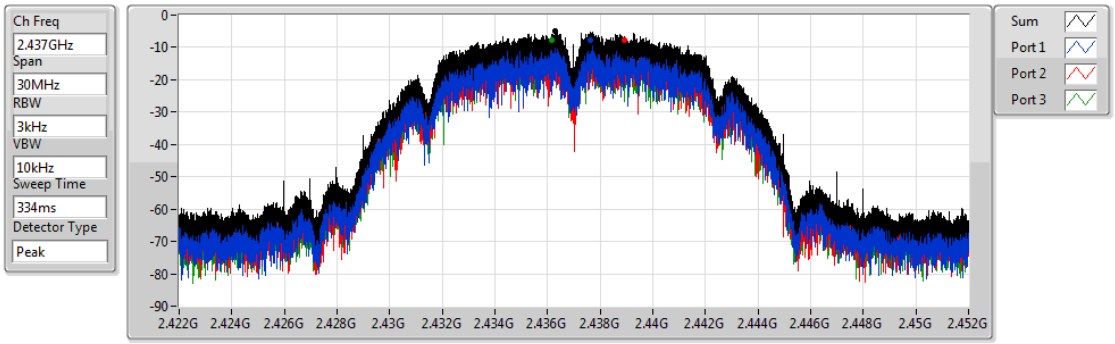

Sum	PD	Port 1	Port 2	Port 3
(dBm/RBW)	(dBm/RBW)	(dBm/RBW)	(dBm/RBW)	(dBm/RBW)
-4.91	-4.91	-7.58	-7.74	-7.74

802.11b_(1Mbps)_3TX PSD

2462MHz

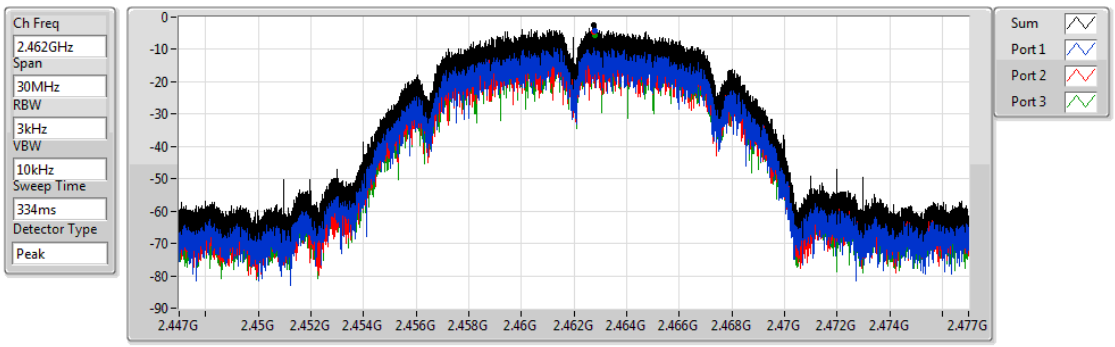

Sum	PD	Port 1	Port 2	Port 3
(dBm/RBW)	(dBm/RBW)	(dBm/RBW)	(dBm/RBW)	(dBm/RBW)
-2.50	-2.50	-4.12	-4.64	-5.68

802.11g_(6Mbps)_3TX PSD

2412MHz

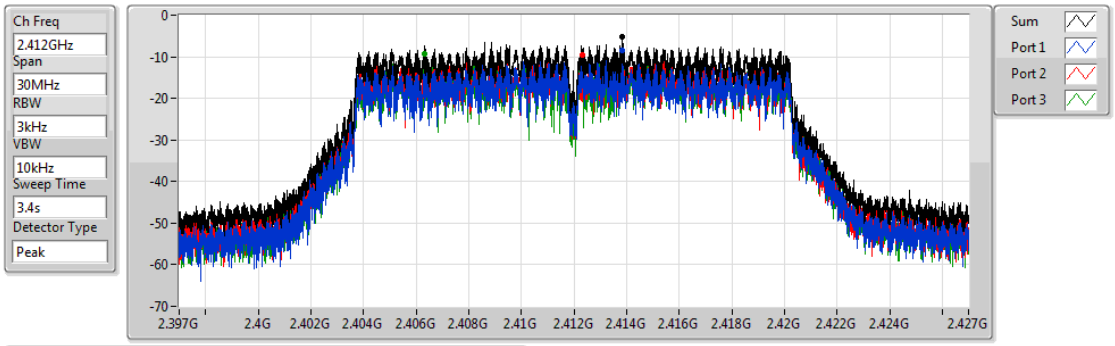

Sum	PD	Port 1	Port 2	Port 3
(dBm/RBW)	(dBm/RBW)	(dBm/RBW)	(dBm/RBW)	(dBm/RBW)
-5.30	-5.30	-8.50	-9.51	-9.34

802.11g_(6Mbps)_3TX PSD

2437MHz

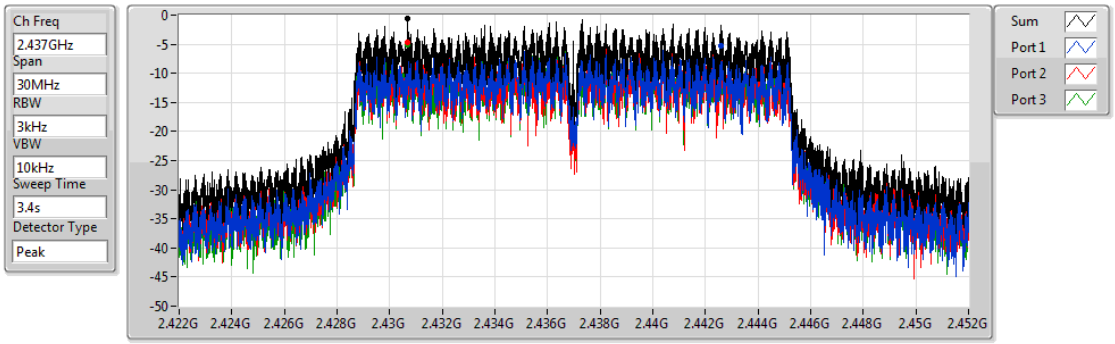

Sum	PD	Port 1	Port 2	Port 3
(dBm/RBW)	(dBm/RBW)	(dBm/RBW)	(dBm/RBW)	(dBm/RBW)
-0.51	-0.51	-5.18	-4.74	-5.12

802.11g_(6Mbps)_3TX PSD

2462MHz

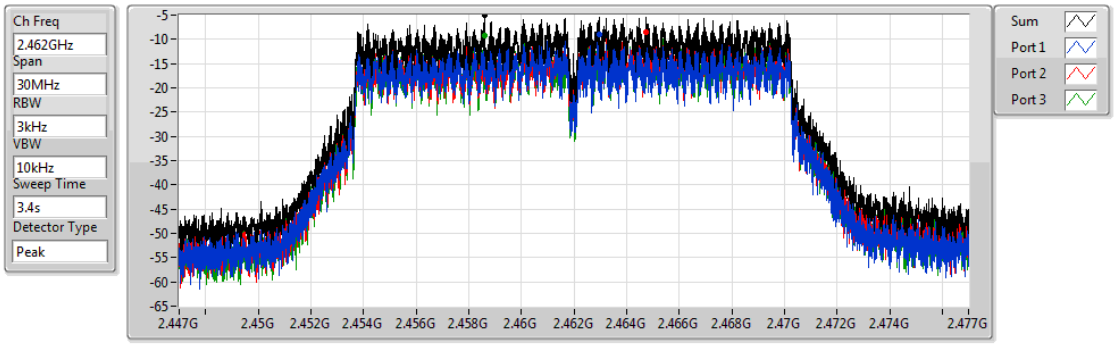

Sum	PD	Port 1	Port 2	Port 3
(dBm/RBW)	(dBm/RBW)	(dBm/RBW)	(dBm/RBW)	(dBm/RBW)
-5.10	-5.10	-8.88	-8.61	-9.29

802.11ac VHT20_Nss1,(MCS0)_3TX PSD

2412MHz

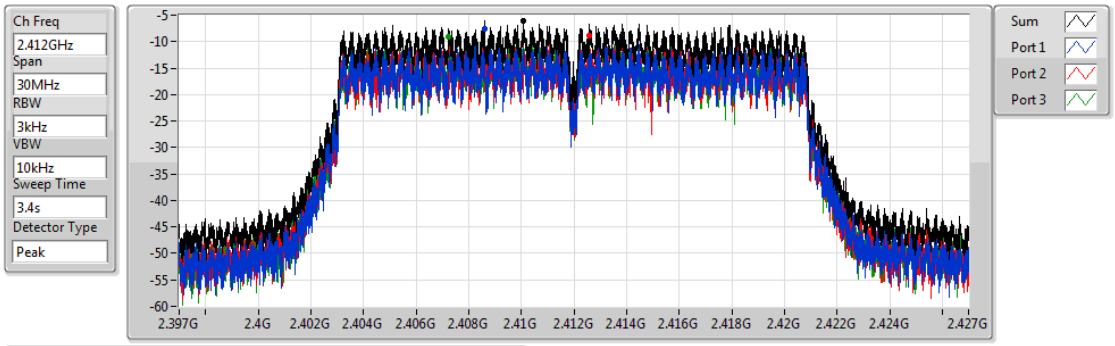

Sum	PD	Port 1	Port 2	Port 3
(dBm/RBW)	(dBm/RBW)	(dBm/RBW)	(dBm/RBW)	(dBm/RBW)
-6.14	-6.14	-7.66	-8.93	-9.15

802.11ac VHT20_Nss1,(MCS0)_3TX PSD

2437MHz

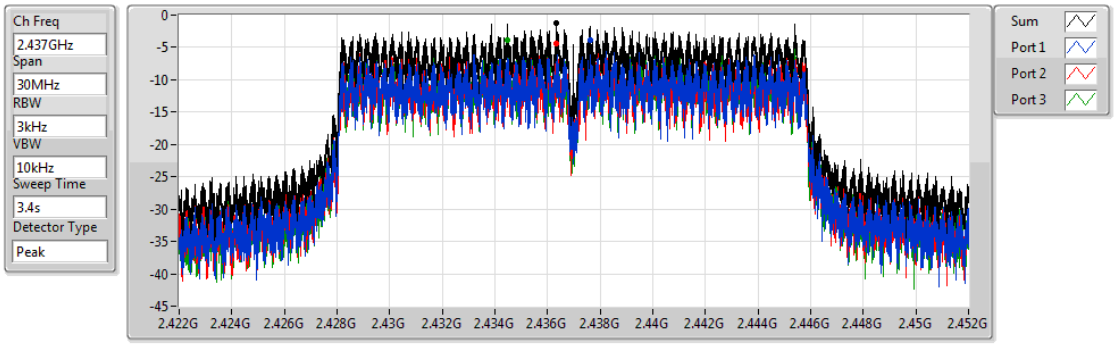

Sum	PD	Port 1	Port 2	Port 3
(dBm/RBW)	(dBm/RBW)	(dBm/RBW)	(dBm/RBW)	(dBm/RBW)
-1.27	-1.27	-3.87	-4.33	-3.81

802.11ac VHT20_Nss1,(MCS0)_3TX PSD

2462MHz

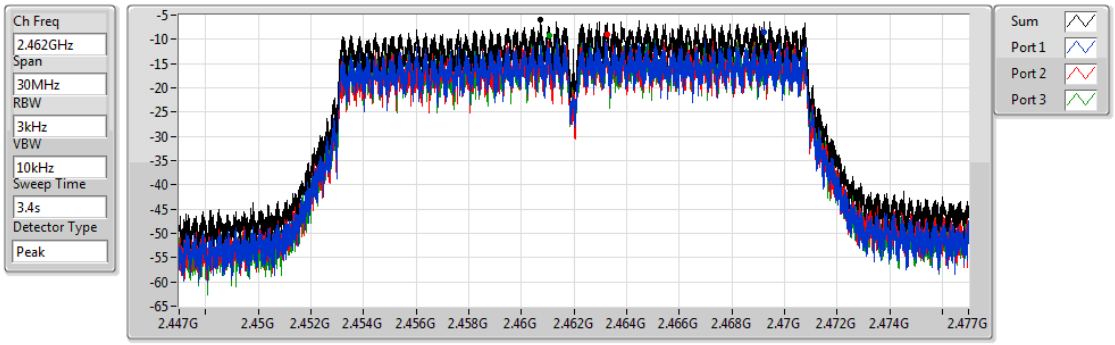

Sum	PD	Port 1	Port 2	Port 3
(dBm/RBW)	(dBm/RBW)	(dBm/RBW)	(dBm/RBW)	(dBm/RBW)
-5.83	-5.83	-8.63	-9.02	-9.23

802.11ac VHT40_Nss1,(MCS0)_3TX PSD

2422MHz

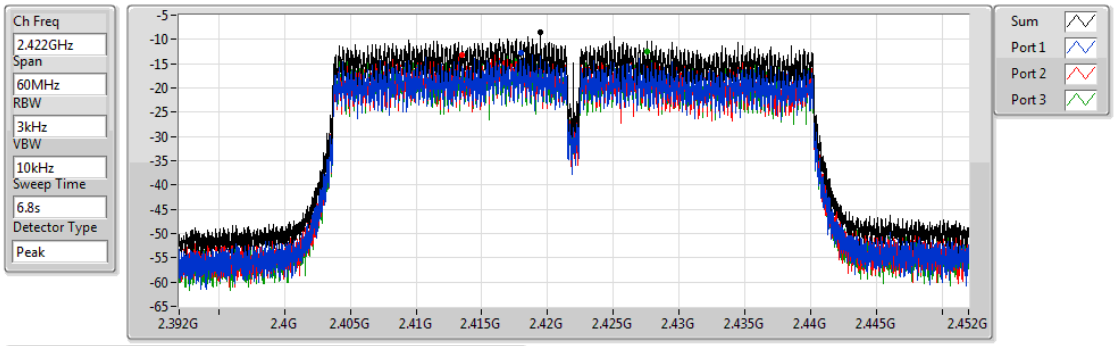

Sum	PD	Port 1	Port 2	Port 3
(dBm/RBW)	(dBm/RBW)	(dBm/RBW)	(dBm/RBW)	(dBm/RBW)
-8.48	-8.48	-12.70	-13.20	-12.51

802.11ac VHT40_Nss1,(MCS0)_3TX PSD

2437MHz

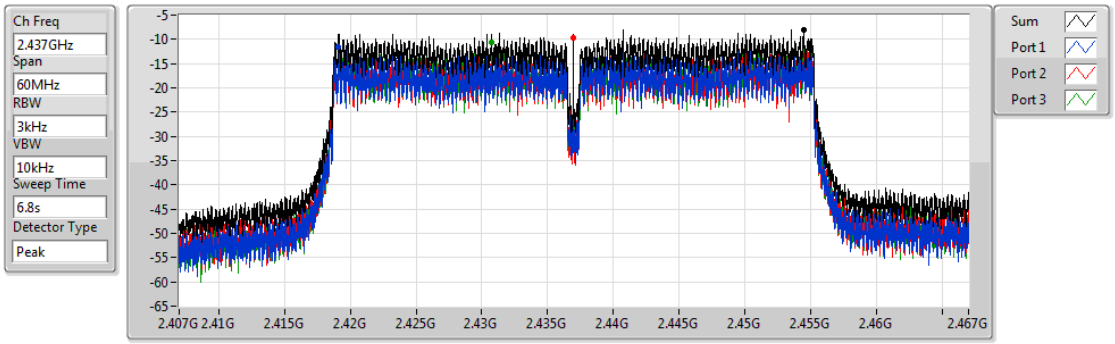

Sum	PD	Port 1	Port 2	Port 3
(dBm/RBW)	(dBm/RBW)	(dBm/RBW)	(dBm/RBW)	(dBm/RBW)
-8.00	-8.00	-11.61	-9.61	-10.54

802.11ac VHT40_Nss1,(MCS0)_3TX PSD

2452MHz

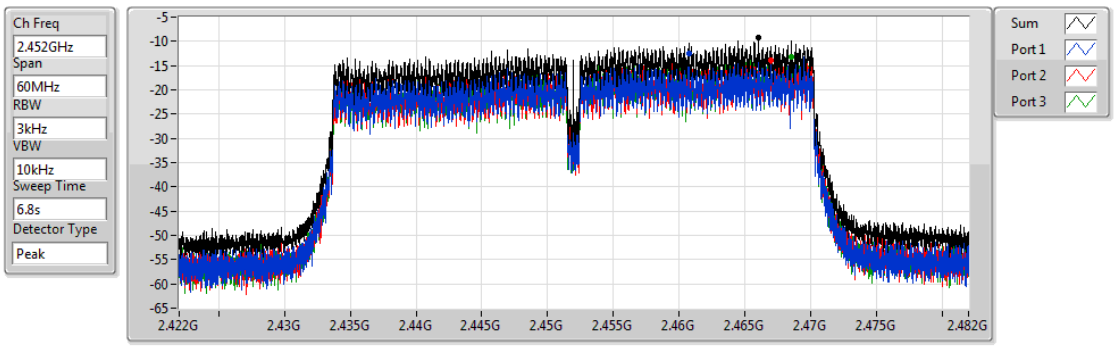

Sum	PD	Port 1	Port 2	Port 3
(dBm/RBW)	(dBm/RBW)	(dBm/RBW)	(dBm/RBW)	(dBm/RBW)
-9.32	-9.32	-12.56	-13.79	-13.19

Summary

Mode	Result	Ref (Hz)	Ref (dBm)	Limit (dBm)	Freq (Hz)	Level (dBm)	Freq (Hz)	Level (dBm)	Freq (Hz)	Level (dBm)	Freq (Hz)	Level (dBm)	Port
802.11ac VHT40_Nss1,(MCS0)_3TX	-	-	-	-	-	-	-	-	-	-	-	-	-
2.4-2.4835GHz	Pass	2.431897G	4.34	-25.66	865.85M	-51.50	2.39952G	-30.66	2.48526G	-38.44	16.221719G	-43.21	2

Result

Mode	Result	Ref (Hz)	Ref (dBm)	Limit (dBm)	Freq (Hz)	Level (dBm)	Freq (Hz)	Level (dBm)	Freq (Hz)	Level (dBm)	Freq (Hz)	Level (dBm)	Port
802.11b_(1Mbps)_3TX	-	-	-	-	-	-	-	-	-	-	-	-	-
2412MHz	Pass	2.462458G	13.15	-16.85	812.88M	-51.18	2.39952G	-44.24	2.49262G	-46.13	16.281928G	-43.20	1
2412MHz	Pass	2.462458G	13.15	-16.85	1.71459G	-51.38	2.39952G	-43.90	2.49246G	-45.92	17.619279G	-43.08	2
2412MHz	Pass	2.462458G	13.15	-16.85	860.645M	-50.75	2.398G	-41.58	2.48734G	-45.45	16.262261G	-43.44	3
2437MHz	Pass	2.462458G	13.15	-16.85	502.99M	-51.64	2.3912G	-49.48	2.50214G	-48.78	16.211689G	-41.59	1
2437MHz	Pass	2.462458G	13.15	-16.85	603.18M	-51.73	2.3968G	-49.88	2.48726G	-48.24	16.630313G	-43.01	2
2437MHz	Pass	2.462458G	13.15	-16.85	1.99885G	-51.14	2.39856G	-49.81	2.50342G	-48.86	16.273499G	-43.48	3
2462MHz	Pass	2.462458G	13.15	-16.85	544.93M	-51.16	2.39576G	-51.04	2.49534G	-48.46	23.364835G	-42.96	1
2462MHz	Pass	2.462458G	13.15	-16.85	2.118845G	-51.48	2.39848G	-50.59	2.48382G	-48.70	16.849459G	-43.06	2
2462MHz	Pass	2.462458G	13.15	-16.85	2.30641G	-50.93	2.39496G	-50.83	2.49174G	-49.20	17.68109G	-43.53	3
802.11g_(6Mbps)_3TX	-	-	-	-	-	-	-	-	-	-	-	-	-
2412MHz	Pass	2.431897G	12.44	-17.56	505.32M	-51.59	2.39928G	-31.35	2.48734G	-46.47	16.307214G	-43.23	1
2412MHz	Pass	2.431897G	12.44	-17.56	2.125835G	-50.60	2.39792G	-30.61	2.48726G	-47.72	16.217308G	-42.78	2
2412MHz	Pass	2.431897G	12.44	-17.56	2.139815G	-50.64	2.39832G	-30.84	2.49822G	-47.47	23.564314G	-43.19	3
2437MHz	Pass	2.431897G	12.44	-17.56	2.300585G	-50.57	2.39984G	-37.67	2.5095G	-42.98	16.228546G	-42.42	1
2437MHz	Pass	2.431897G	12.44	-17.56	796.57M	-51.42	2.39992G	-39.90	2.50894G	-44.58	17.602422G	-43.08	2
2437MHz	Pass	2.431897G	12.44	-17.56	702.205M	-50.27	2.39952G	-40.10	2.50886G	-43.59	16.880364G	-42.94	3
2462MHz	Pass	2.431897G	12.44	-17.56	513.475M	-51.26	2.3908G	-50.53	2.4839G	-39.70	17.447896G	-42.57	1
2462MHz	Pass	2.431897G	12.44	-17.56	673.08M	-51.60	2.39016G	-50.75	2.48374G	-37.50	17.608041G	-42.98	2
2462MHz	Pass	2.431897G	12.44	-17.56	2.13632G	-50.92	2.39008G	-50.82	2.48374G	-37.56	16.84384G	-43.57	3
802.11ac VHT20_Nss1,(MCS0)_3TX	-	-	-	-	-	-	-	-	-	-	-	-	-
2412MHz	Pass	2.438243G	13.09	-16.91	852.49M	-51.51	2.3996G	-28.88	2.49574G	-47.72	16.20326G	-43.65	1
2412MHz	Pass	2.438243G	13.09	-16.91	487.845M	-50.47	2.39832G	-26.32	2.48734G	-48.36	16.20326G	-42.43	2
2412MHz	Pass	2.438243G	13.09	-16.91	680.07M	-50.65	2.39992G	-26.47	2.48814G	-48.15	16.683695G	-42.93	3
2437MHz	Pass	2.438243G	13.09	-16.91	939.865M	-52.03	2.39888G	-35.15	2.48454G	-43.17	16.270689G	-43.23	1
2437MHz	Pass	2.438243G	13.09	-16.91	2.12933G	-50.61	2.39952G	-38.54	2.5095G	-44.27	16.211689G	-42.58	2
2437MHz	Pass	2.438243G	13.09	-16.91	688.225M	-51.43	2.39992G	-38.08	2.48382G	-42.26	16.222927G	-43.37	3
2462MHz	Pass	2.438243G	13.09	-16.91	889.77M	-51.60	2.39008G	-50.10	2.48494G	-38.72	24.957857G	-42.93	1
2462MHz	Pass	2.438243G	13.09	-16.91	2.139815G	-51.56	2.39512G	-51.24	2.48382G	-37.68	17.619279G	-43.96	2
2462MHz	Pass	2.438243G	13.09	-16.91	424.935M	-51.29	2.39016G	-50.60	2.48374G	-35.79	17.624898G	-41.12	3
802.11ac VHT40_Nss1,(MCS0)_3TX	-	-	-	-	-	-	-	-	-	-	-	-	-
2422MHz	Pass	2.431897G	4.34	-25.66	910.505M	-51.40	2.39648G	-33.96	2.49214G	-48.51	14.867116G	-42.94	1
2422MHz	Pass	2.431897G	4.34	-25.66	885.315M	-51.65	2.39856G	-34.03	2.5011G	-49.49	16.202087G	-42.18	2
2422MHz	Pass	2.431897G	4.34	-25.66	928.825M	-50.67	2.39664G	-34.67	2.48462G	-48.81	16.863964G	-43.77	3
2437MHz	Pass	2.431897G	4.34	-25.66	1.853985G	-51.36	2.39952G	-34.64	2.48494G	-38.67	16.204892G	-43.18	1
2437MHz	Pass	2.431897G	4.34	-25.66	865.85M	-51.50	2.39952G	-30.66	2.48526G	-38.44	16.221719G	-43.21	2
2437MHz	Pass	2.431897G	4.34	-25.66	370.065M	-51.19	2.39904G	-36.34	2.48526G	-38.37	16.224524G	-42.36	3
2452MHz	Pass	2.431897G	4.34	-25.66	2.19176G	-52.05	2.39792G	-50.59	2.48414G	-36.77	17.632414G	-42.81	1
2452MHz	Pass	2.431897G	4.34	-25.66	2.300535G	-51.62	2.39664G	-50.51	2.48574G	-36.70	16.224524G	-42.51	2
2452MHz	Pass	2.431897G	4.34	-25.66	951.725M	-51.35	2.39984G	-49.81	2.4843G	-36.39	16.66484G	-42.61	3

802.11b_(1Mbps)_3TX **CSE NdB**

2412MHz

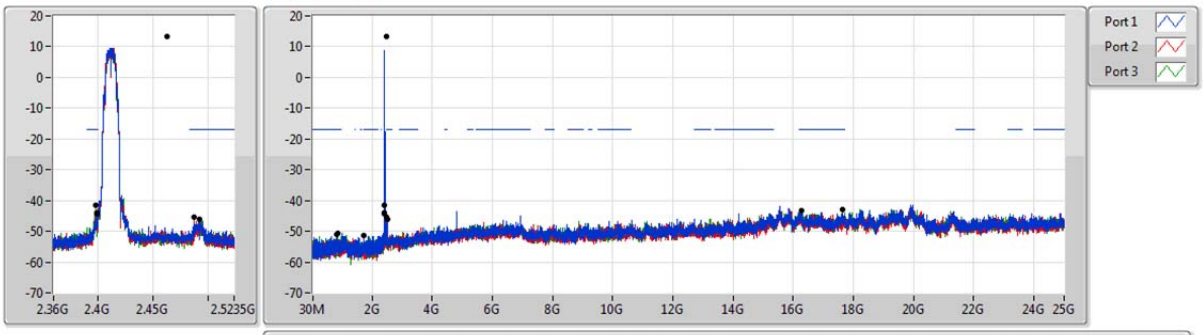

Ref(Hz)	Ref(dBm)	Limit(dBm)	Freq(Hz)	Level(dBm)	Freq(Hz)	Level(dBm)	Freq(Hz)	Level(dBm)	Freq(Hz)	Level(dBm)	Port
2.462458G	13.15	-16.85	812.88M	-51.18	2.39952G	-44.24	2.49262G	-46.13	16.281928G	-43.20	1
2.462458G	13.15	-16.85	1.71459G	-51.38	2.39952G	-43.90	2.49246G	-45.92	17.619279G	-43.08	2
2.462458G	13.15	-16.85	860.645M	-50.75	2.398G	-41.58	2.48734G	-45.45	16.262261G	-43.44	3

802.11b_(1Mbps)_3TX **CSE NdB**

2437MHz

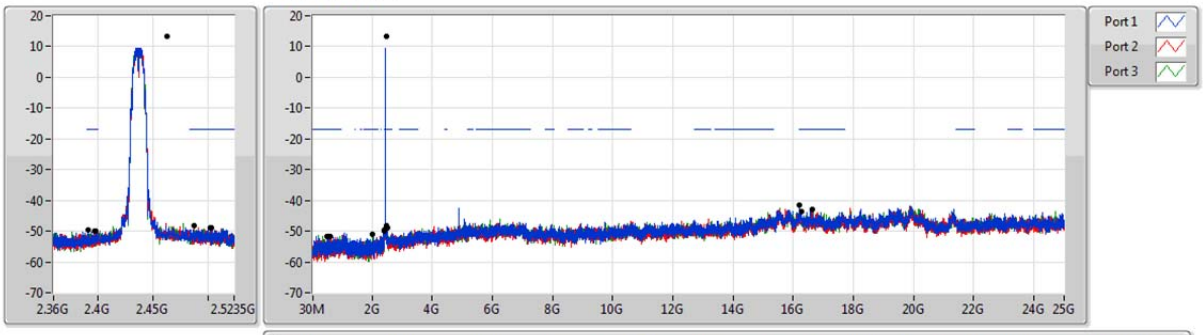

Ref(Hz)	Ref(dBm)	Limit(dBm)	Freq(Hz)	Level(dBm)	Freq(Hz)	Level(dBm)	Freq(Hz)	Level(dBm)	Freq(Hz)	Level(dBm)	Port
2.462458G	13.15	-16.85	502.99M	-51.64	2.3912G	-49.48	2.50214G	-48.78	16.211689G	-41.59	1
2.462458G	13.15	-16.85	603.18M	-51.73	2.3968G	-49.88	2.48726G	-48.24	16.630313G	-43.01	2
2.462458G	13.15	-16.85	1.99885G	-51.14	2.39856G	-49.81	2.50342G	-48.86	16.273499G	-43.48	3

802.11b_(1Mbps)_3TX **CSE NdB**

2462MHz

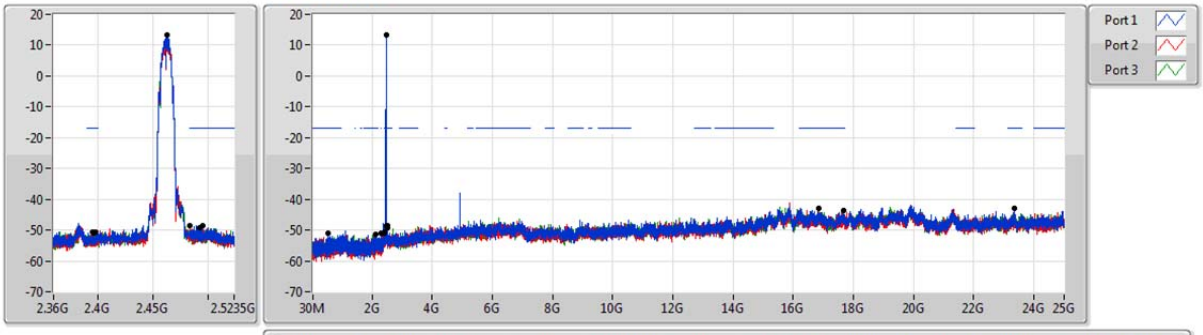

Ref(Hz)	Ref(dBm)	Limit(dBm)	Freq(Hz)	Level(dBm)	Freq(Hz)	Level(dBm)	Freq(Hz)	Level(dBm)	Freq(Hz)	Level(dBm)	Port
2.462458G	13.15	-16.85	544.93M	-51.16	2.39576G	-51.04	2.49534G	-48.46	23.364835G	-42.96	1
2.462458G	13.15	-16.85	2.118845G	-51.48	2.39848G	-50.59	2.48382G	-48.70	16.849459G	-43.06	2
2.462458G	13.15	-16.85	2.30641G	-50.93	2.39496G	-50.83	2.49174G	-49.20	17.68109G	-43.53	3

802.11g_(6Mbps)_3TX **CSE NdB**

2412MHz

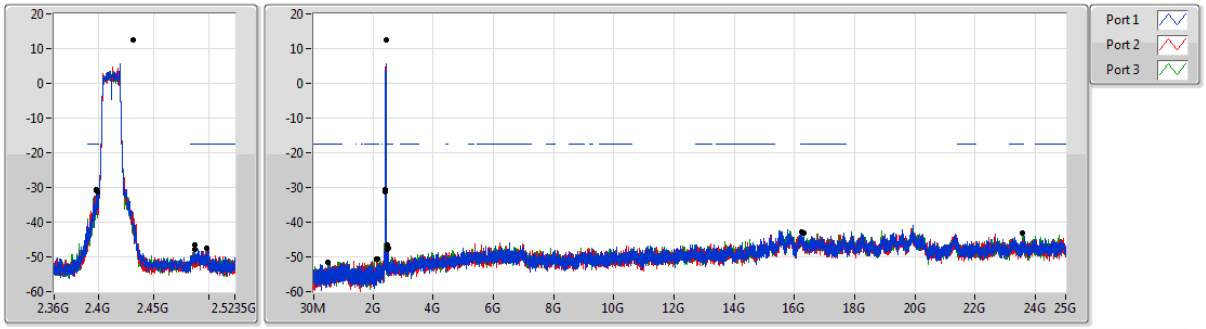

Ref(Hz)	Ref(dBm)	Limit(dBm)	Freq(Hz)	Level(dBm)	Freq(Hz)	Level(dBm)	Freq(Hz)	Level(dBm)	Freq(Hz)	Level(dBm)	Port
2.431897G	12.44	-17.56	505.32M	-51.59	2.39928G	-31.35	2.48734G	-46.47	16.307214G	-43.23	1
2.431897G	12.44	-17.56	2.125835G	-50.60	2.39792G	-30.61	2.48726G	-47.72	16.217308G	-42.78	2
2.431897G	12.44	-17.56	2.139815G	-50.64	2.39832G	-30.84	2.49822G	-47.47	23.564314G	-43.19	3

802.11g_(6Mbps)_3TX **CSE NdB**

2437MHz

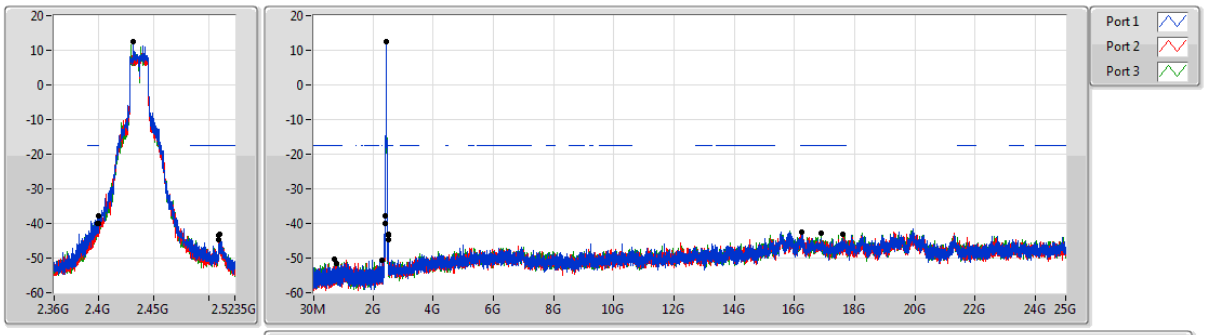

Ref(Hz)	Ref(dBm)	Limit(dBm)	Freq(Hz)	Level(dBm)	Freq(Hz)	Level(dBm)	Freq(Hz)	Level(dBm)	Freq(Hz)	Level(dBm)	Port
2.431897G	12.44	-17.56	2.300585G	-50.57	2.39984G	-37.67	2.5095G	-42.98	16.228546G	-42.42	1
2.431897G	12.44	-17.56	796.57M	-51.42	2.39992G	-39.90	2.50894G	-44.58	17.602422G	-43.08	2
2.431897G	12.44	-17.56	702.205M	-50.27	2.39952G	-40.10	2.50886G	-43.59	16.880364G	-42.94	3

802.11g_(6Mbps)_3TX **CSE NdB**

2462MHz

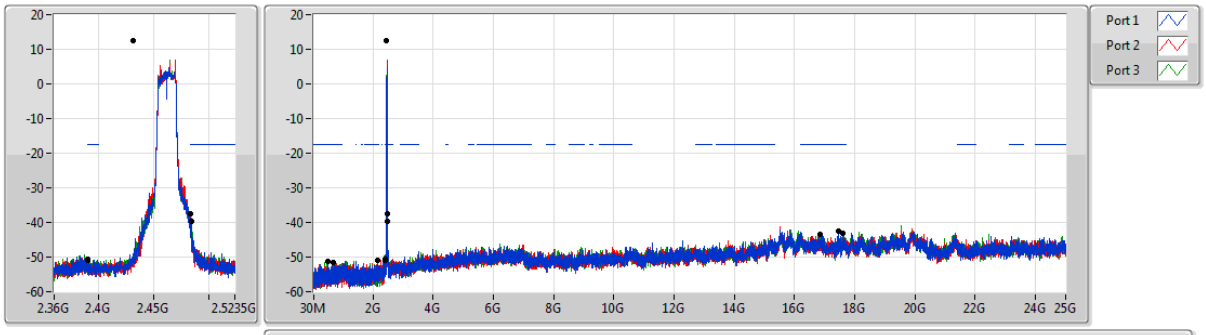

Ref(Hz)	Ref(dBm)	Limit(dBm)	Freq(Hz)	Level(dBm)	Freq(Hz)	Level(dBm)	Freq(Hz)	Level(dBm)	Freq(Hz)	Level(dBm)	Port
2.431897G	12.44	-17.56	513.475M	-51.26	2.3908G	-50.53	2.4839G	-39.70	17.447896G	-42.57	1
2.431897G	12.44	-17.56	673.08M	-51.60	2.39016G	-50.75	2.48374G	-37.50	17.608041G	-42.98	2
2.431897G	12.44	-17.56	2.13632G	-50.92	2.39008G	-50.82	2.48374G	-37.56	16.84384G	-43.57	3

802.11ac VHT20_Nss1,(MCS0)_3TX **CSE NdB**

2412MHz

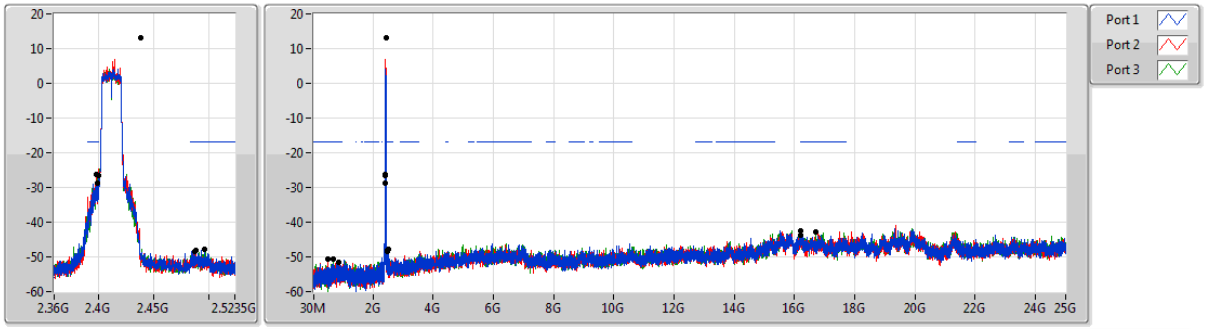

Ref(Hz)	Ref(dBm)	Limit(dBm)	Freq(Hz)	Level(dBm)	Freq(Hz)	Level(dBm)	Freq(Hz)	Level(dBm)	Freq(Hz)	Level(dBm)	Port
2.438243G	13.09	-16.91	852.49M	-51.51	2.3996G	-28.88	2.49574G	-47.72	16.20326G	-43.65	1
2.438243G	13.09	-16.91	487.845M	-50.47	2.39832G	-26.32	2.48734G	-48.36	16.20326G	-42.43	2
2.438243G	13.09	-16.91	680.07M	-50.65	2.39992G	-26.47	2.48814G	-48.15	16.683695G	-42.93	3

802.11ac VHT20_Nss1,(MCS0)_3TX **CSE NdB**

2437MHz

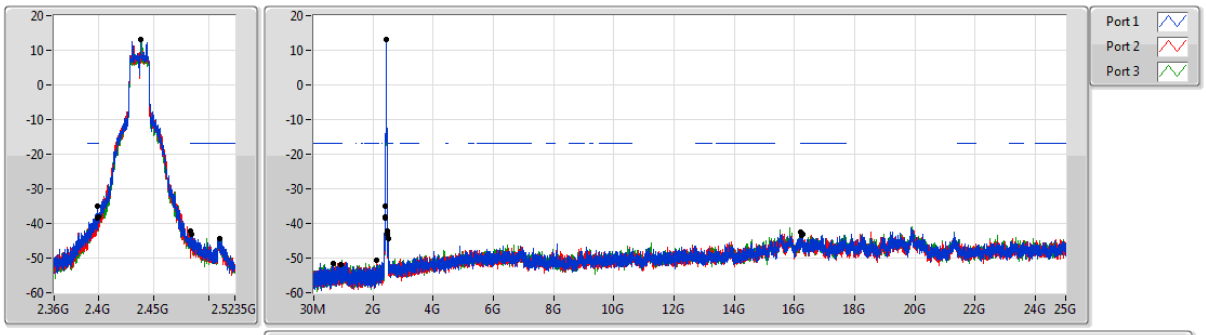

Ref(Hz)	Ref(dBm)	Limit(dBm)	Freq(Hz)	Level(dBm)	Freq(Hz)	Level(dBm)	Freq(Hz)	Level(dBm)	Freq(Hz)	Level(dBm)	Port
2.438243G	13.09	-16.91	939.865M	-52.03	2.39888G	-35.15	2.48454G	-43.17	16.270689G	-43.23	1
2.438243G	13.09	-16.91	2.12933G	-50.61	2.39952G	-38.54	2.5095G	-44.27	16.211689G	-42.58	2
2.438243G	13.09	-16.91	688.225M	-51.43	2.39992G	-38.08	2.48382G	-42.26	16.222927G	-43.37	3

802.11ac VHT20_Nss1,(MCS0)_3TX **CSE NdB**

2462MHz

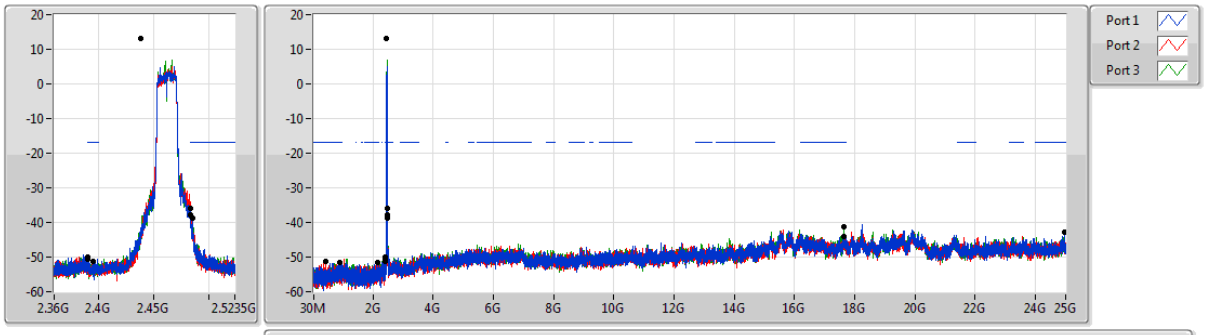

Ref(Hz)	Ref(dBm)	Limit(dBm)	Freq(Hz)	Level(dBm)	Freq(Hz)	Level(dBm)	Freq(Hz)	Level(dBm)	Freq(Hz)	Level(dBm)	Port
2.438243G	13.09	-16.91	889.77M	-51.60	2.39008G	-50.10	2.48494G	-38.72	24.957857G	-42.93	1
2.438243G	13.09	-16.91	2.139815G	-51.56	2.39512G	-51.24	2.48382G	-37.68	17.619279G	-43.96	2
2.438243G	13.09	-16.91	424.935M	-51.29	2.39016G	-50.60	2.48374G	-35.79	17.624898G	-41.12	3

802.11ac VHT40_Nss1,(MCS0)_3TX **CSE NdB**

2422MHz

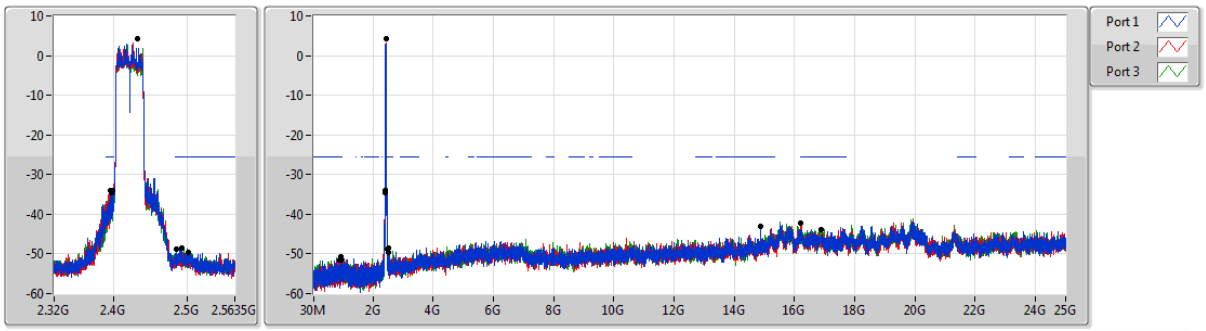

Ref(Hz)	Ref(dBm)	Limit(dBm)	Freq(Hz)	Level(dBm)	Freq(Hz)	Level(dBm)	Freq(Hz)	Level(dBm)	Freq(Hz)	Level(dBm)	Port
2.431897G	4.34	-25.66	910.505M	-51.40	2.39648G	-33.96	2.49214G	-48.51	14.867116G	-42.94	1
2.431897G	4.34	-25.66	885.315M	-51.65	2.39856G	-34.03	2.5011G	-49.49	16.202087G	-42.18	2
2.431897G	4.34	-25.66	928.825M	-50.67	2.39664G	-34.67	2.48462G	-48.81	16.863964G	-43.77	3

802.11ac VHT40_Nss1,(MCS0)_3TX **CSE NdB**

2437MHz

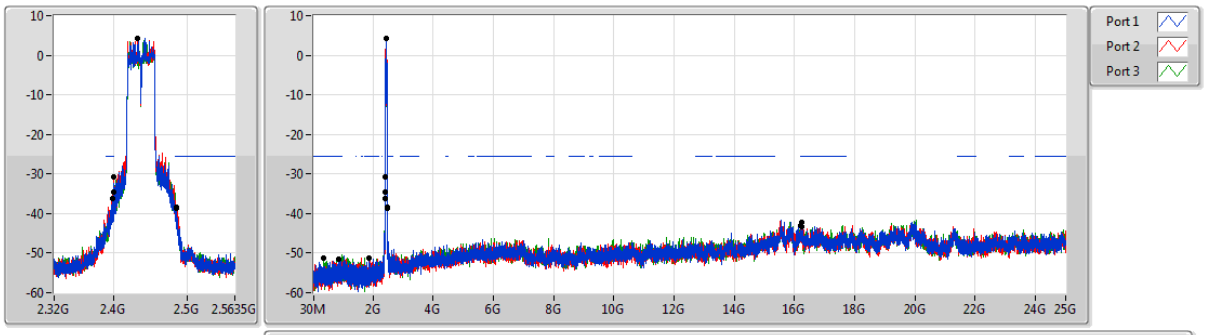

Ref(Hz)	Ref(dBm)	Limit(dBm)	Freq(Hz)	Level(dBm)	Freq(Hz)	Level(dBm)	Freq(Hz)	Level(dBm)	Freq(Hz)	Level(dBm)	Port
2.431897G	4.34	-25.66	1.853985G	-51.36	2.39952G	-34.64	2.48494G	-38.67	16.204892G	-43.18	1
2.431897G	4.34	-25.66	865.85M	-51.50	2.39952G	-30.66	2.48526G	-38.44	16.221719G	-43.21	2
2.431897G	4.34	-25.66	370.065M	-51.19	2.39904G	-36.34	2.48526G	-38.37	16.224524G	-42.36	3

802.11ac VHT40_Nss1,(MCS0)_3TX **CSE NdB**

2452MHz

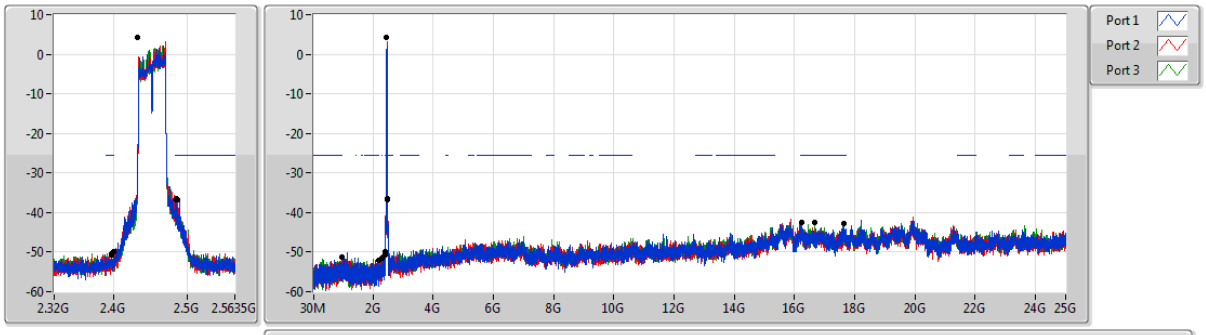

Ref(Hz)	Ref(dBm)	Limit(dBm)	Freq(Hz)	Level(dBm)	Freq(Hz)	Level(dBm)	Freq(Hz)	Level(dBm)	Freq(Hz)	Level(dBm)	Port
2.431897G	4.34	-25.66	2.19176G	-52.05	2.39792G	-50.59	2.48414G	-36.77	17.632414G	-42.81	1
2.431897G	4.34	-25.66	2.300535G	-51.62	2.39664G	-50.51	2.48574G	-36.70	16.224524G	-42.51	2
2.431897G	4.34	-25.66	951.725M	-51.35	2.39984G	-49.81	2.4843G	-36.39	16.66484G	-42.61	3

Summary

Mode	Result	Type	Freq (Hz)	Level (dBuV/m)	Limit (dBuV/m)	Margin (dB)	Factor (dB)	Dist (m)	Pol. (H/V)	Azimuth (°)	Height (m)	Comments
802.11ac VHT40_Nss1,(MCS0)_3TX	-	-	-	-	-	-	-	-	-	-	-	-
2.4-2.4835GHz	Pass	PK	375.32M	35.97	46.00	-10.03	-13.40	3	H	0	1.00	-

Result

Mode	Result	Type	Freq (Hz)	Level (dBuV/m)	Limit (dBuV/m)	Margin (dB)	Factor (dB)	Dist (m)	Pol. (H/V)	Azimuth (°)	Height (m)	Comments
802.11ac VHT40_Nss1,(MCS0)_3TX	-	-	-	-	-	-	-	-	-	-	-	-
2437MHz	Pass	PK	59.1M	25.82	40.00	-14.18	-24.93	3	H	0	1.00	-
2437MHz	Pass	PK	125.06M	27.75	43.50	-15.75	-18.32	3	H	0	1.00	-
2437MHz	Pass	PK	249.22M	32.86	46.00	-13.14	-16.48	3	H	0	1.00	-
2437MHz	Pass	PK	375.32M	35.97	46.00	-10.03	-13.40	3	H	0	1.00	-
2437MHz	Pass	PK	499.48M	32.75	46.00	-13.25	-10.16	3	H	0	1.00	-
2437MHz	Pass	PK	999.999M	41.16	74.00	-32.84	-2.60	3	H	0	1.00	-
2437MHz	Pass	PK	31.94M	28.29	40.00	-11.71	-14.74	3	V	360	1.00	-
2437MHz	Pass	PK	43.58M	29.57	40.00	-10.43	-19.65	3	V	360	1.00	-
2437MHz	Pass	PK	59.1M	26.00	40.00	-14.00	-24.93	3	V	360	1.00	-
2437MHz	Pass	PK	499.48M	29.15	46.00	-16.85	-10.16	3	V	360	1.00	-
2437MHz	Pass	PK	625.58M	29.51	46.00	-16.49	-7.80	3	V	360	1.00	-
2437MHz	Pass	PK	999.999M	43.21	54.00	-10.79	-2.60	3	V	360	1.00	-

802.11ac VHT40_Nss1,(MCS0)_3TX

2437MHz_PoE

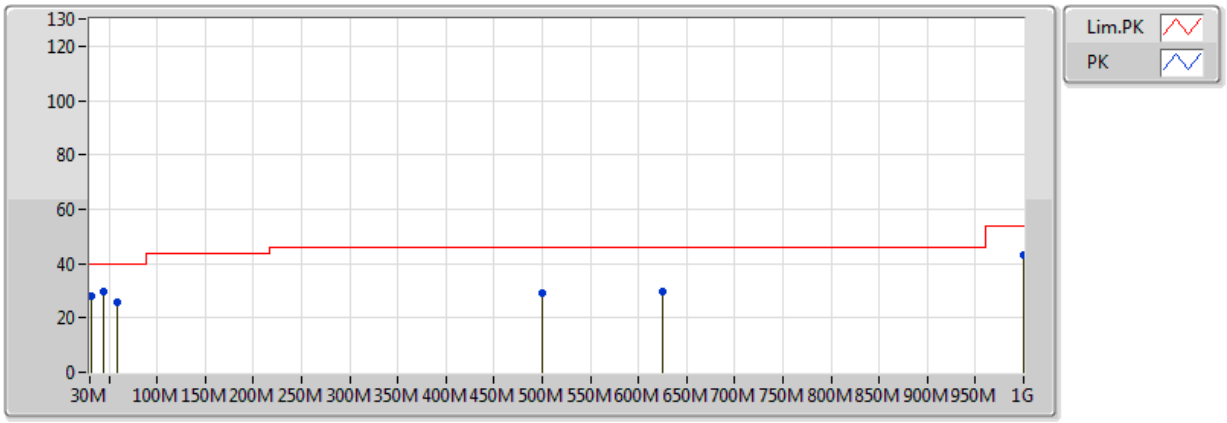

EUT = Z axis

Type	Freq(Hz)	Level(dBuV/m)	Limit(dBuV/m)	Margin(dB)	Factor(dB)	Dist(m)	Pol.(H/V)	Azimuth(°)	Height(m)	Comments
PK	31.94M	28.29	40.00	-11.71	-14.74	3	V	360	1.00	-
PK	43.58M	29.57	40.00	-10.43	-19.65	3	V	360	1.00	-
PK	59.1M	26.00	40.00	-14.00	-24.93	3	V	360	1.00	-
PK	499.48M	29.15	46.00	-16.85	-10.16	3	V	360	1.00	-
PK	625.58M	29.51	46.00	-16.49	-7.80	3	V	360	1.00	-
PK	999.999M	43.21	54.00	-10.79	-2.60	3	V	360	1.00	-

802.11ac VHT40_Nss1,(MCS0)_3TX

2437MHz_PoE

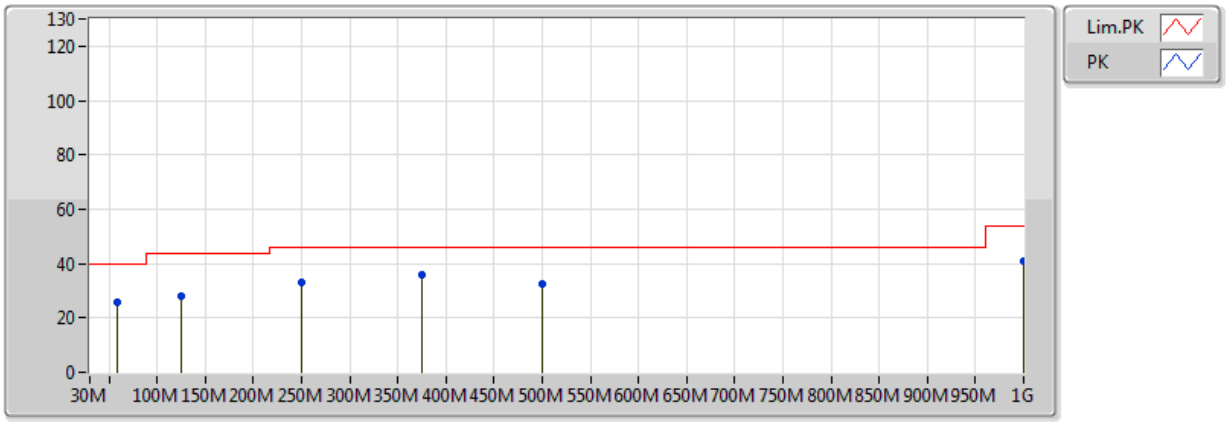

EUT = Z axis

Type	Freq(Hz)	Level(dBuV/m)	Limit(dBuV/m)	Margin(dB)	Factor(dB)	Dist(m)	Pol.(H/V)	Azimuth(°)	Height(m)	Comments
PK	59.1M	25.82	40.00	-14.18	-24.93	3	H	0	1.00	-
PK	125.06M	27.75	43.50	-15.75	-18.32	3	H	0	1.00	-
PK	249.22M	32.86	46.00	-13.14	-16.48	3	H	0	1.00	-
PK	375.32M	35.97	46.00	-10.03	-13.40	3	H	0	1.00	-
PK	499.48M	32.75	46.00	-13.25	-10.16	3	H	0	1.00	-
PK	999.999M	41.16	54.00	-12.84	-2.60	3	H	0	1.00	-

Summary

Mode	Result	Type	Freq (Hz)	Level (dBuV/m)	Limit (dBuV/m)	Margin (dB)	Factor (dB)	Dist (m)	Pol. (H/V)	Azimuth (°)	Height (m)	Comments
802.11ac VHT40_Nss1,(MCS0)_3TX	-	-	-	-	-	-	-	-	-	-	-	-
2.4-2.4835GHz	Pass	AV	2.4862G	53.92	54.00	-0.08	31.54	3	V	102	1.01	-

Result

Mode	Result	Type	Freq (Hz)	Level (dBuV/m)	Limit (dBuV/m)	Margin (dB)	Factor (dB)	Dist (m)	Pol. (H/V)	Azimuth (°)	Height (m)	Comments
802.11b_(1Mbps)_3TX	-	-	-	-	-	-	-	-	-	-	-	-
2412MHz	Pass	AV	2.389G	46.59	54.00	-7.41	31.17	3	H	106	1.01	-
2412MHz	Pass	AV	2.411G	101.86	Inf	-Inf	31.25	3	H	106	1.01	-
2412MHz	Pass	PK	2.3786G	57.60	74.00	-16.40	31.13	3	H	106	1.01	-
2412MHz	Pass	PK	2.412G	105.18	Inf	-Inf	31.26	3	H	106	1.01	-
2412MHz	Pass	AV	2.3852G	46.58	54.00	-7.42	31.15	3	V	124	1.04	-
2412MHz	Pass	AV	2.411G	104.73	Inf	-Inf	31.25	3	V	124	1.04	-
2412MHz	Pass	PK	2.379G	57.22	74.00	-16.78	31.13	3	V	124	1.04	-
2412MHz	Pass	PK	2.412G	108.10	Inf	-Inf	31.26	3	V	124	1.04	-
2412MHz	Pass	AV	4.824G	52.24	54.00	-1.76	2.48	3	H	51	2.74	-
2412MHz	Pass	PK	4.824G	55.44	74.00	-18.56	2.48	3	H	51	2.74	-
2412MHz	Pass	AV	4.824G	53.43	54.00	-0.57	2.48	3	V	306	2.46	-
2412MHz	Pass	PK	4.824G	55.90	74.00	-18.10	2.48	3	V	306	2.46	-
2437MHz	Pass	AV	2.3826G	46.55	54.00	-7.45	31.14	3	H	176	2.98	-
2437MHz	Pass	AV	2.4362G	101.70	Inf	-Inf	31.35	3	H	176	2.98	-
2437MHz	Pass	AV	2.4934G	47.42	54.00	-6.58	31.56	3	H	176	2.98	-
2437MHz	Pass	PK	2.3894G	58.47	74.00	-15.53	31.17	3	H	176	2.98	-
2437MHz	Pass	PK	2.437G	105.19	Inf	-Inf	31.35	3	H	176	2.98	-
2437MHz	Pass	PK	2.491G	58.89	74.00	-15.11	31.56	3	H	176	2.98	-
2437MHz	Pass	AV	2.3886G	46.56	54.00	-7.44	31.17	3	V	124	2.46	-
2437MHz	Pass	AV	2.4358G	104.23	Inf	-Inf	31.35	3	V	124	2.46	-
2437MHz	Pass	AV	2.4846G	47.42	54.00	-6.58	31.53	3	V	124	2.46	-
2437MHz	Pass	PK	2.363G	57.97	74.00	-16.03	31.07	3	V	124	2.46	-
2437MHz	Pass	PK	2.437G	107.59	Inf	-Inf	31.35	3	V	124	2.46	-
2437MHz	Pass	PK	2.485G	59.31	74.00	-14.69	31.53	3	V	124	2.46	-
2437MHz	Pass	AV	4.874G	52.89	54.00	-1.11	2.55	3	H	51	2.29	-
2437MHz	Pass	PK	4.874G	55.37	74.00	-18.63	2.55	3	H	51	2.29	-
2437MHz	Pass	AV	4.874G	53.47	54.00	-0.53	2.55	3	V	305	2.59	-
2437MHz	Pass	PK	4.874G	46.01	74.00	-27.99	2.55	3	V	305	2.59	-
2462MHz	Pass	AV	2.463G	98.75	Inf	-Inf	31.45	3	H	174	1.50	-
2462MHz	Pass	AV	2.4882G	47.29	54.00	-6.71	31.55	3	H	174	1.50	-
2462MHz	Pass	PK	2.462G	102.16	Inf	-Inf	31.45	3	H	174	1.50	-
2462MHz	Pass	PK	2.4898G	57.96	74.00	-16.04	31.55	3	H	174	1.50	-
2462MHz	Pass	AV	2.463G	103.69	Inf	-Inf	31.45	3	V	118	3.42	-
2462MHz	Pass	AV	2.5G	47.45	54.00	-6.55	31.59	3	V	118	3.42	-
2462MHz	Pass	PK	2.462G	107.03	Inf	-Inf	31.45	3	V	118	3.42	-
2462MHz	Pass	PK	2.4868G	58.28	74.00	-15.72	31.54	3	V	118	3.42	-
2462MHz	Pass	AV	4.924G	52.34	54.00	-1.66	2.63	3	H	53	2.50	-
2462MHz	Pass	PK	4.924G	54.81	74.00	-19.19	2.63	3	H	53	2.50	-
2462MHz	Pass	AV	4.924G	53.53	54.00	-0.47	2.63	3	V	304	2.65	-
2462MHz	Pass	PK	4.924G	56.08	74.00	-17.92	2.63	3	V	304	2.65	-
802.11g_(6Mbps)_3TX	-	-	-	-	-	-	-	-	-	-	-	-
2412MHz	Pass	AV	2.3896G	51.28	54.00	-2.72	31.17	3	H	316	1.02	-
2412MHz	Pass	AV	2.409G	100.23	Inf	-Inf	31.24	3	H	316	1.02	-
2412MHz	Pass	PK	2.3896G	68.10	74.00	-5.90	31.17	3	H	316	1.02	-
2412MHz	Pass	PK	2.408G	107.88	Inf	-Inf	31.24	3	H	316	1.02	-
2412MHz	Pass	AV	2.39G	53.05	54.00	-0.95	31.17	3	V	113	1.03	-
2412MHz	Pass	AV	2.411G	103.15	Inf	-Inf	31.25	3	V	113	1.03	-

Mode	Result	Type	Freq (Hz)	Level (dBuV/m)	Limit (dBuV/m)	Margin (dB)	Factor (dB)	Dist (m)	Pol. (H/V)	Azimuth (°)	Height (m)	Comments
2412MHz	Pass	PK	2.39G	71.03	74.00	-2.97	31.17	3	V	113	1.03	-
2412MHz	Pass	PK	2.411G	110.55	Inf	-Inf	31.25	3	V	113	1.03	-
2412MHz	Pass	AV	4.824G	36.84	54.00	-17.16	2.48	3	H	52	2.46	-
2412MHz	Pass	PK	4.824G	48.75	74.00	-25.25	2.48	3	H	52	2.46	-
2412MHz	Pass	AV	4.824G	38.40	54.00	-15.60	2.48	3	V	130	1.09	-
2412MHz	Pass	PK	4.824G	50.79	74.00	-23.21	2.48	3	V	130	1.09	-
2437MHz	Pass	AV	2.389998G	48.68	54.00	-5.32	31.17	3	H	313	1.01	-
2437MHz	Pass	AV	2.4338G	103.65	Inf	-Inf	31.34	3	H	313	1.01	-
2437MHz	Pass	AV	2.483502G	47.86	54.00	-6.14	31.53	3	H	313	1.01	-
2437MHz	Pass	PK	2.3874G	62.64	74.00	-11.36	31.16	3	H	313	1.01	-
2437MHz	Pass	PK	2.4338G	111.13	Inf	-Inf	31.34	3	H	313	1.01	-
2437MHz	Pass	PK	2.4838G	58.35	74.00	-15.65	31.53	3	H	313	1.01	-
2437MHz	Pass	AV	2.389998G	51.44	54.00	-2.56	31.17	3	V	117	3.17	-
2437MHz	Pass	AV	2.4358G	108.10	Inf	-Inf	31.35	3	V	117	3.17	-
2437MHz	Pass	AV	2.4838G	48.55	54.00	-5.45	31.53	3	V	117	3.17	-
2437MHz	Pass	PK	2.3874G	65.57	74.00	-8.43	31.16	3	V	117	3.17	-
2437MHz	Pass	PK	2.4354G	116.14	Inf	-Inf	31.34	3	V	117	3.17	-
2437MHz	Pass	PK	2.4902G	59.49	74.00	-14.51	31.55	3	V	117	3.17	-
2437MHz	Pass	AV	4.874G	44.52	54.00	-9.48	2.55	3	H	49	2.58	-
2437MHz	Pass	AV	7.311G	46.25	54.00	-7.75	8.42	3	H	317	1.12	-
2437MHz	Pass	PK	4.874G	56.82	74.00	-17.18	2.55	3	H	49	2.58	-
2437MHz	Pass	PK	7.311G	57.20	74.00	-16.80	8.42	3	H	317	1.12	-
2437MHz	Pass	AV	4.874G	45.67	54.00	-8.33	2.55	3	V	320	1.00	-
2437MHz	Pass	AV	7.311G	47.47	54.00	-6.53	8.42	3	V	16	2.22	-
2437MHz	Pass	PK	4.874G	57.77	74.00	-16.23	2.55	3	V	320	1.00	-
2437MHz	Pass	PK	7.311G	59.38	74.00	-14.62	8.42	3	V	16	2.22	-
2462MHz	Pass	AV	2.4628G	99.05	Inf	-Inf	31.45	3	H	165	1.25	-
2462MHz	Pass	AV	2.483502G	52.01	54.00	-1.99	31.53	3	H	165	1.25	-
2462MHz	Pass	PK	2.4628G	105.78	Inf	-Inf	31.45	3	H	165	1.25	-
2462MHz	Pass	PK	2.483502G	66.35	74.00	-7.65	31.53	3	H	165	1.25	-
2462MHz	Pass	AV	2.4612G	102.58	Inf	-Inf	31.44	3	V	112	1.11	-
2462MHz	Pass	AV	2.483502G	53.85	54.00	-0.15	31.53	3	V	112	1.11	-
2462MHz	Pass	PK	2.461G	109.96	Inf	-Inf	31.44	3	V	112	1.11	-
2462MHz	Pass	PK	2.4836G	69.18	74.00	-4.82	31.53	3	V	112	1.11	-
2462MHz	Pass	AV	4.924G	36.76	54.00	-17.24	2.63	3	H	187	2.38	-
2462MHz	Pass	AV	7.386G	42.54	54.00	-11.46	8.51	3	H	187	2.38	-
2462MHz	Pass	PK	4.924G	49.48	74.00	-24.52	2.63	3	H	187	2.38	-
2462MHz	Pass	PK	7.386G	54.70	74.00	-19.30	8.51	3	H	187	2.38	-
2462MHz	Pass	AV	4.924G	42.06	54.00	-11.94	2.63	3	V	127	2.64	-
2462MHz	Pass	AV	7.386G	43.09	54.00	-10.91	8.51	3	V	14	2.91	-
2462MHz	Pass	PK	4.924G	53.39	74.00	-20.61	2.63	3	V	127	2.64	-
2462MHz	Pass	PK	7.386G	56.02	74.00	-17.98	8.51	3	V	14	2.91	-
802.11ac VHT20_Nss1,(MCS0)_3TX	-	-	-	-	-	-	-	-	-	-	-	-
2412MHz	Pass	AV	2.3886G	52.08	54.00	-1.92	31.17	3	H	314	1.05	-
2412MHz	Pass	AV	2.4088G	99.43	Inf	-Inf	31.24	3	H	314	1.05	-
2412MHz	Pass	PK	2.3888G	69.37	74.00	-4.63	31.17	3	H	314	1.05	-
2412MHz	Pass	PK	2.409G	107.33	Inf	-Inf	31.24	3	H	314	1.05	-
2412MHz	Pass	AV	2.39G	53.66	54.00	-0.34	31.17	3	V	105	1.01	-
2412MHz	Pass	AV	2.4112G	102.66	Inf	-Inf	31.25	3	V	105	1.01	-

Mode	Result	Type	Freq (Hz)	Level (dBuV/m)	Limit (dBuV/m)	Margin (dB)	Factor (dB)	Dist (m)	Pol. (H/V)	Azimuth (°)	Height (m)	Comments
2412MHz	Pass	PK	2.39G	68.95	74.00	-5.05	31.17	3	V	105	1.01	-
2412MHz	Pass	PK	2.411G	109.87	Inf	-Inf	31.25	3	V	105	1.01	-
2412MHz	Pass	AV	4.824G	37.53	54.00	-16.47	2.48	3	H	49	2.60	-
2412MHz	Pass	PK	4.824G	49.78	74.00	-24.22	2.48	3	H	49	2.60	-
2412MHz	Pass	AV	4.824G	39.39	54.00	-14.61	2.48	3	V	305	2.47	-
2412MHz	Pass	PK	4.824G	50.85	74.00	-23.15	2.48	3	V	305	2.47	-
2437MHz	Pass	AV	2.389998G	50.68	54.00	-3.32	31.17	3	H	206	1.46	-
2437MHz	Pass	AV	2.4382G	103.45	Inf	-Inf	31.36	3	H	206	1.46	-
2437MHz	Pass	AV	2.4846G	48.98	54.00	-5.02	31.53	3	H	206	1.46	-
2437MHz	Pass	PK	2.3882G	63.33	74.00	-10.67	31.16	3	H	206	1.46	-
2437MHz	Pass	PK	2.4378G	111.41	Inf	-Inf	31.35	3	H	206	1.46	-
2437MHz	Pass	PK	2.4838G	61.61	74.00	-12.39	31.53	3	H	206	1.46	-
2437MHz	Pass	AV	2.389998G	51.05	54.00	-2.95	31.17	3	V	98	1.39	-
2437MHz	Pass	AV	2.4362G	106.62	Inf	-Inf	31.35	3	V	98	1.39	-
2437MHz	Pass	AV	2.4858G	49.61	54.00	-4.39	31.54	3	V	98	1.39	-
2437MHz	Pass	PK	2.3854G	63.44	74.00	-10.56	31.15	3	V	98	1.39	-
2437MHz	Pass	PK	2.4414G	114.03	Inf	-Inf	31.37	3	V	98	1.39	-
2437MHz	Pass	PK	2.4854G	60.37	74.00	-13.63	31.53	3	V	98	1.39	-
2437MHz	Pass	AV	4.874G	44.24	54.00	-9.76	2.55	3	H	49	2.59	-
2437MHz	Pass	AV	7.311G	46.71	54.00	-7.29	8.42	3	H	173	2.29	-
2437MHz	Pass	PK	4.874G	57.41	74.00	-16.59	2.55	3	H	49	2.59	-
2437MHz	Pass	PK	7.311G	58.77	74.00	-15.23	8.42	3	H	173	2.29	-
2437MHz	Pass	AV	4.874G	48.00	54.00	-6.00	2.55	3	V	128	3.58	-
2437MHz	Pass	AV	7.311G	47.68	54.00	-6.32	8.42	3	V	15	2.41	-
2437MHz	Pass	PK	4.874G	61.68	74.00	-12.32	2.55	3	V	128	3.58	-
2437MHz	Pass	PK	7.311G	59.68	74.00	-14.32	8.42	3	V	15	2.41	-
2462MHz	Pass	AV	2.467G	97.98	Inf	-Inf	31.46	3	H	166	1.02	-
2462MHz	Pass	AV	2.483502G	51.37	54.00	-2.63	31.53	3	H	166	1.02	-
2462MHz	Pass	PK	2.4668G	105.54	Inf	-Inf	31.46	3	H	166	1.02	-
2462MHz	Pass	PK	2.4836G	69.74	74.00	-4.26	31.53	3	H	166	1.02	-
2462MHz	Pass	AV	2.4666G	101.87	Inf	-Inf	31.46	3	V	111	1.20	-
2462MHz	Pass	AV	2.4864G	53.04	54.00	-0.96	31.54	3	V	111	1.20	-
2462MHz	Pass	PK	2.4668G	110.08	Inf	-Inf	31.46	3	V	111	1.20	-
2462MHz	Pass	PK	2.483502G	72.68	74.00	-1.32	31.53	3	V	111	1.20	-
2462MHz	Pass	AV	4.924G	38.58	54.00	-15.42	2.63	3	H	50	2.45	-
2462MHz	Pass	AV	7.386G	42.09	54.00	-11.91	8.51	3	H	173	2.64	-
2462MHz	Pass	PK	4.924G	50.85	74.00	-23.15	2.63	3	H	50	2.45	-
2462MHz	Pass	PK	7.386G	54.62	74.00	-19.38	8.51	3	H	173	2.64	-
2462MHz	Pass	AV	4.924G	41.88	54.00	-12.12	2.63	3	V	126	2.67	-
2462MHz	Pass	AV	7.386G	42.73	54.00	-11.27	8.51	3	V	14	2.27	-
2462MHz	Pass	PK	4.924G	57.26	74.00	-16.74	2.63	3	V	126	2.67	-
2462MHz	Pass	PK	7.386G	55.50	74.00	-18.50	8.51	3	V	14	2.27	-
802.11ac VHT40_Nss1,(MCS0)_3TX	-	-	-	-	-	-	-	-	-	-	-	-
2422MHz	Pass	AV	2.3888G	52.79	54.00	-1.21	31.17	3	H	313	1.04	-
2422MHz	Pass	AV	2.4088G	96.08	Inf	-Inf	31.24	3	H	313	1.04	-
2422MHz	Pass	AV	2.496G	47.35	54.00	-6.65	31.57	3	H	313	1.04	-
2422MHz	Pass	PK	2.3884G	69.50	74.00	-4.50	31.16	3	H	313	1.04	-
2422MHz	Pass	PK	2.4092G	104.04	Inf	-Inf	31.24	3	H	313	1.04	-
2422MHz	Pass	PK	2.4928G	58.31	74.00	-15.69	31.56	3	H	313	1.04	-

Mode	Result	Type	Freq (Hz)	Level (dBuV/m)	Limit (dBuV/m)	Margin (dB)	Factor (dB)	Dist (m)	Pol. (H/V)	Azimuth (°)	Height (m)	Comments
2422MHz	Pass	AV	2.386G	53.48	54.00	-0.52	31.16	3	V	108	1.28	-
2422MHz	Pass	AV	2.4164G	99.03	Inf	-Inf	31.27	3	V	108	1.28	-
2422MHz	Pass	AV	2.4864G	47.90	54.00	-6.10	31.54	3	V	108	1.28	-
2422MHz	Pass	PK	2.3864G	70.58	74.00	-3.42	31.16	3	V	108	1.28	-
2422MHz	Pass	PK	2.416G	107.21	Inf	-Inf	31.27	3	V	108	1.28	-
2422MHz	Pass	PK	2.4908G	58.61	74.00	-15.39	31.56	3	V	108	1.28	-
2422MHz	Pass	AV	4.844G	34.30	54.00	-19.70	2.51	3	H	0	1.50	-
2422MHz	Pass	PK	4.844G	45.47	74.00	-28.53	2.51	3	H	0	1.50	-
2422MHz	Pass	AV	4.844G	36.47	54.00	-17.53	2.51	3	V	126	2.59	-
2422MHz	Pass	PK	4.844G	47.89	74.00	-26.11	2.51	3	V	126	2.59	-
2437MHz	Pass	AV	2.387G	49.43	54.00	-4.57	31.16	3	H	169	1.09	-
2437MHz	Pass	AV	2.4422G	96.15	Inf	-Inf	31.37	3	H	169	1.09	-
2437MHz	Pass	AV	2.483502G	50.60	54.00	-3.40	31.53	3	H	169	1.09	-
2437MHz	Pass	PK	2.3818G	62.47	74.00	-11.53	31.14	3	H	169	1.09	-
2437MHz	Pass	PK	2.4418G	103.99	Inf	-Inf	31.37	3	H	169	1.09	-
2437MHz	Pass	PK	2.4862G	63.61	74.00	-10.39	31.54	3	H	169	1.09	-
2437MHz	Pass	AV	2.387G	52.51	54.00	-1.49	31.16	3	V	102	1.01	-
2437MHz	Pass	AV	2.4514G	99.65	Inf	-Inf	31.41	3	V	102	1.01	-
2437MHz	Pass	AV	2.4862G	53.92	54.00	-0.08	31.54	3	V	102	1.01	-
2437MHz	Pass	PK	2.387G	66.59	74.00	-7.41	31.16	3	V	102	1.01	-
2437MHz	Pass	PK	2.4514G	107.70	Inf	-Inf	31.41	3	V	102	1.01	-
2437MHz	Pass	PK	2.4862G	71.48	74.00	-2.52	31.54	3	V	102	1.01	-
2437MHz	Pass	AV	4.874G	34.17	54.00	-19.83	2.55	3	H	360	1.50	-
2437MHz	Pass	PK	4.874G	45.91	74.00	-28.09	2.55	3	H	360	1.50	-
2437MHz	Pass	AV	4.874G	38.08	54.00	-15.92	2.55	3	V	127	2.58	-
2437MHz	Pass	PK	4.874G	50.06	74.00	-23.94	2.55	3	V	127	2.58	-
2452MHz	Pass	AV	2.388G	46.46	54.00	-7.54	31.16	3	H	168	1.04	-
2452MHz	Pass	AV	2.4672G	94.12	Inf	-Inf	31.47	3	H	168	1.04	-
2452MHz	Pass	AV	2.4868G	51.06	54.00	-2.94	31.54	3	H	168	1.04	-
2452MHz	Pass	PK	2.3672G	58.29	74.00	-15.71	31.08	3	H	168	1.04	-
2452MHz	Pass	PK	2.4672G	102.39	Inf	-Inf	31.47	3	H	168	1.04	-
2452MHz	Pass	PK	2.4868G	65.38	74.00	-8.62	31.54	3	H	168	1.04	-
2452MHz	Pass	AV	2.3868G	46.76	54.00	-7.24	31.16	3	V	111	1.20	-
2452MHz	Pass	AV	2.4668G	97.66	Inf	-Inf	31.46	3	V	111	1.20	-
2452MHz	Pass	AV	2.4868G	53.86	54.00	-0.14	31.54	3	V	111	1.20	-
2452MHz	Pass	PK	2.39G	57.96	74.00	-16.04	31.17	3	V	111	1.20	-
2452MHz	Pass	PK	2.4664G	105.79	Inf	-Inf	31.46	3	V	111	1.20	-
2452MHz	Pass	PK	2.4868G	68.55	74.00	-5.45	31.54	3	V	111	1.20	-
2452MHz	Pass	AV	4.904G	33.43	54.00	-20.57	2.60	3	H	360	1.50	-
2452MHz	Pass	PK	4.904G	45.12	74.00	-28.88	2.60	3	H	360	1.50	-
2452MHz	Pass	AV	4.904G	36.06	54.00	-17.94	2.60	3	V	132	3.09	-
2452MHz	Pass	PK	4.904G	47.32	74.00	-26.68	2.60	3	V	132	3.09	-

802.11b_(1Mbps)_3TX

2412MHz_TX

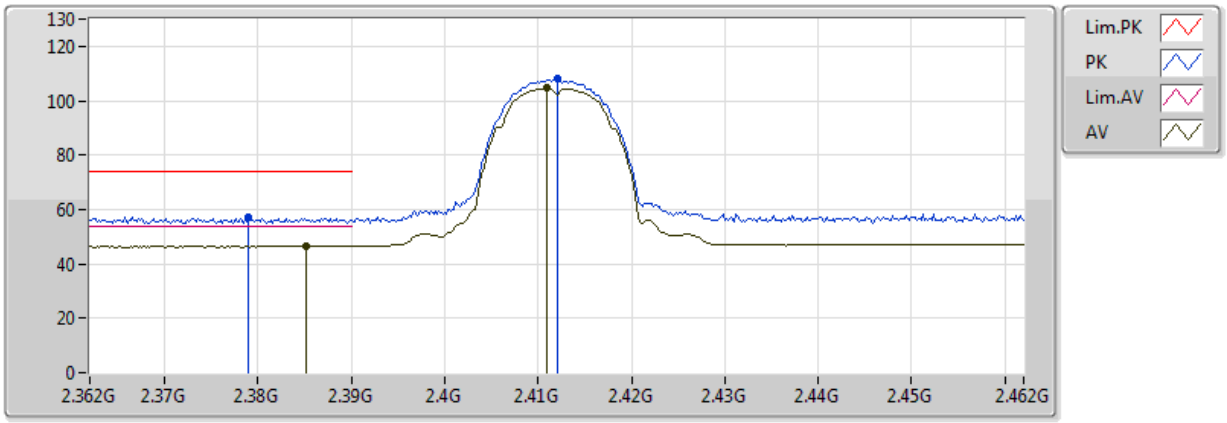

EUT = Z axis

Type	Freq(Hz)	Level(dBuV/m)	Limit(dBuV/m)	Margin(dB)	Factor(dB)	Dist(m)	Pol.(H/V)	Azimuth(°)	Height(m)	Comments
AV	2.3852G	46.58	54.00	-7.42	31.15	3	V	124	1.04	-
AV	2.411G	104.73	Inf	-Inf	31.25	3	V	124	1.04	-
PK	2.379G	57.22	74.00	-16.78	31.13	3	V	124	1.04	-
PK	2.412G	108.10	Inf	-Inf	31.26	3	V	124	1.04	-

802.11b_(1Mbps)_3TX

2412MHz_TX

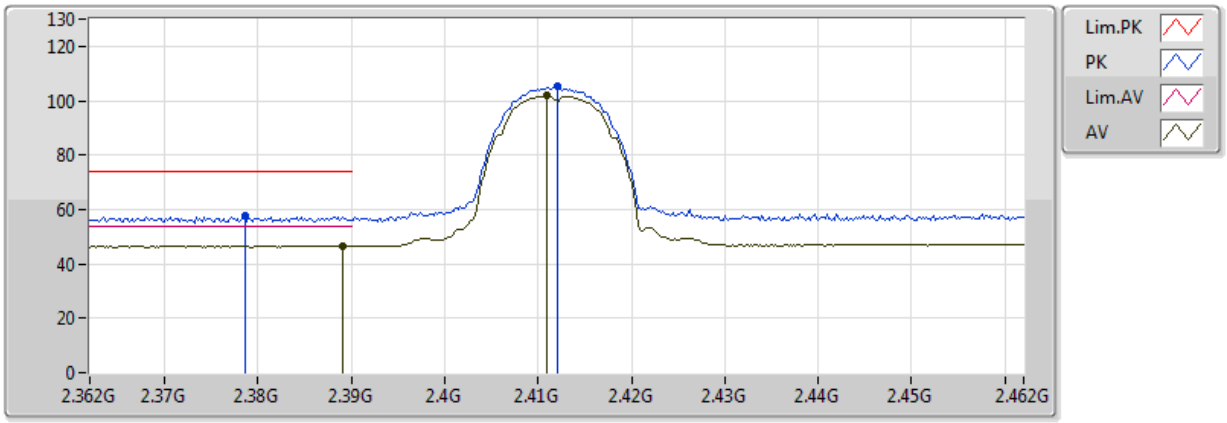

EUT = Z axis

Type	Freq(Hz)	Level(dBuV/m)	Limit(dBuV/m)	Margin(dB)	Factor(dB)	Dist(m)	Pol.(H/V)	Azimuth(°)	Height(m)	Comments
AV	2.389G	46.59	54.00	-7.41	31.17	3	H	106	1.01	-
AV	2.411G	101.86	Inf	-Inf	31.25	3	H	106	1.01	-
PK	2.3786G	57.60	74.00	-16.40	31.13	3	H	106	1.01	-
PK	2.412G	105.18	Inf	-Inf	31.26	3	H	106	1.01	-

802.11b_(1Mbps)_3TX

2412MHz_TX

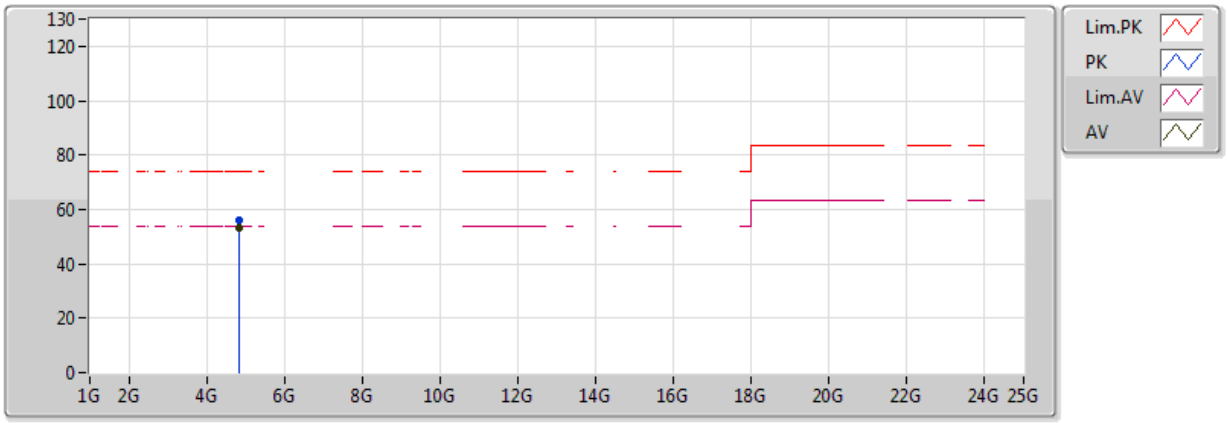

EUT = Z axis

Type	Freq(Hz)	Level(dBuV/m)	Limit(dBuV/m)	Margin(dB)	Factor(dB)	Dist(m)	Pol.(H/V)	Azimuth(°)	Height(m)	Comments
AV	4.824G	53.43	54.00	-0.57	2.48	3	V	306	2.46	-
PK	4.824G	55.90	74.00	-18.10	2.48	3	V	306	2.46	-

802.11b_(1Mbps)_3TX

2412MHz_TX

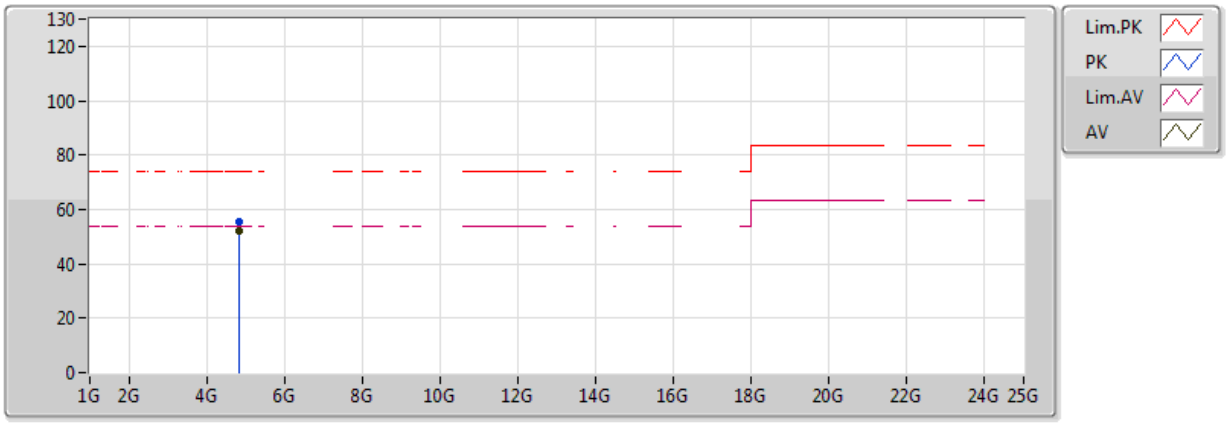

EUT = Z axis

Type	Freq(Hz)	Level(dBuV/m)	Limit(dBuV/m)	Margin(dB)	Factor(dB)	Dist(m)	Pol.(H/V)	Azimuth(°)	Height(m)	Comments
AV	4.824G	52.24	54.00	-1.76	2.48	3	H	51	2.74	-
PK	4.824G	55.44	74.00	-18.56	2.48	3	H	51	2.74	-

802.11b_(1Mbps)_3TX

2437MHz_TX

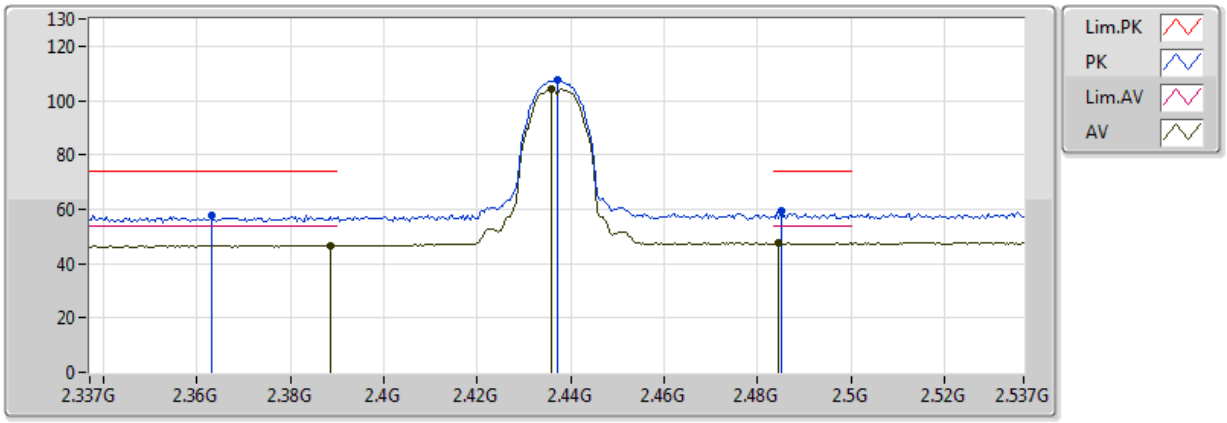

EUT = Z axis

Type	Freq(Hz)	Level(dBuV/m)	Limit(dBuV/m)	Margin(dB)	Factor(dB)	Dist(m)	Pol.(H/V)	Azimuth(°)	Height(m)	Comments
AV	2.3886G	46.56	54.00	-7.44	31.17	3	V	124	2.46	-
AV	2.4358G	104.23	Inf	-Inf	31.35	3	V	124	2.46	-
AV	2.4846G	47.42	54.00	-6.58	31.53	3	V	124	2.46	-
PK	2.363G	57.97	74.00	-16.03	31.07	3	V	124	2.46	-
PK	2.437G	107.59	Inf	-Inf	31.35	3	V	124	2.46	-
PK	2.485G	59.31	74.00	-14.69	31.53	3	V	124	2.46	-

802.11b_(1Mbps)_3TX

2437MHz_TX

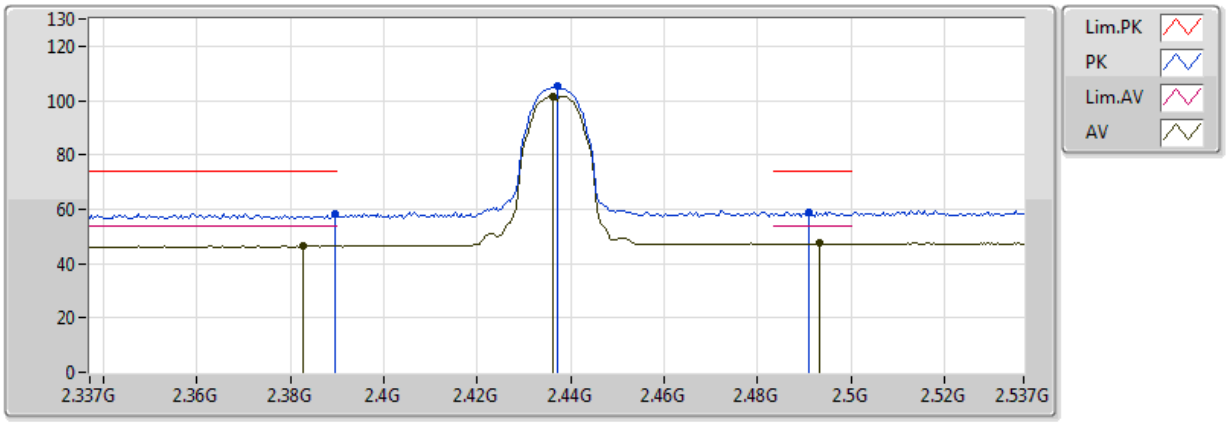

EUT = Z axis

Type	Freq(Hz)	Level(dBuV/m)	Limit(dBuV/m)	Margin(dB)	Factor(dB)	Dist(m)	Pol.(H/V)	Azimuth(°)	Height(m)	Comments
AV	2.3826G	46.55	54.00	-7.45	31.14	3	H	176	2.98	-
AV	2.4362G	101.70	Inf	-Inf	31.35	3	H	176	2.98	-
AV	2.4934G	47.42	54.00	-6.58	31.56	3	H	176	2.98	-
PK	2.3894G	58.47	74.00	-15.53	31.17	3	H	176	2.98	-
PK	2.437G	105.19	Inf	-Inf	31.35	3	H	176	2.98	-
PK	2.491G	58.89	74.00	-15.11	31.56	3	H	176	2.98	-

802.11b_(1Mbps)_3TX

2437MHz_TX

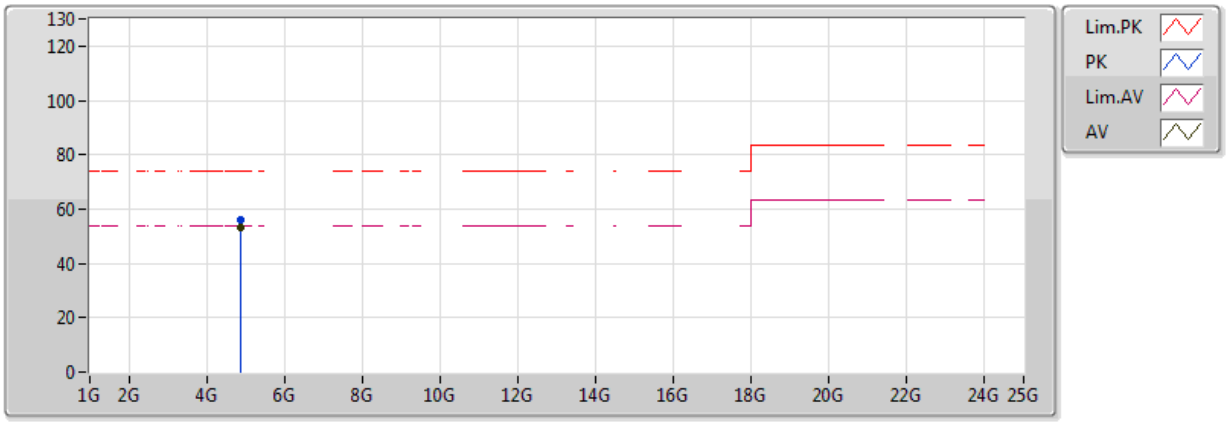

EUT = Z axis

Type	Freq(Hz)	Level(dBuV/m)	Limit(dBuV/m)	Margin(dB)	Factor(dB)	Dist(m)	Pol.(H/V)	Azimuth(°)	Height(m)	Comments
AV	4.874G	53.47	54.00	-0.53	2.55	3	V	305	2.59	-
PK	4.874G	56.01	74.00	-17.99	2.55	3	V	305	2.59	-

802.11b_(1Mbps)_3TX

2437MHz_TX

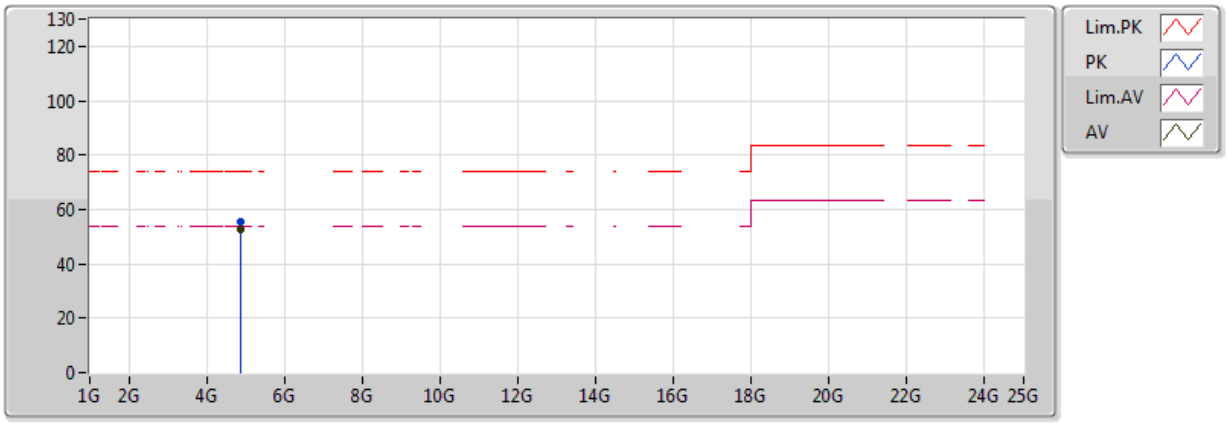

EUT = Z axis

Type	Freq(Hz)	Level(dBuV/m)	Limit(dBuV/m)	Margin(dB)	Factor(dB)	Dist(m)	Pol.(H/V)	Azimuth(°)	Height(m)	Comments
AV	4.874G	52.89	54.00	-1.11	2.55	3	H	51	2.29	-
PK	4.874G	55.37	74.00	-18.63	2.55	3	H	51	2.29	-

802.11b_(1Mbps)_3TX

2462MHz_TX

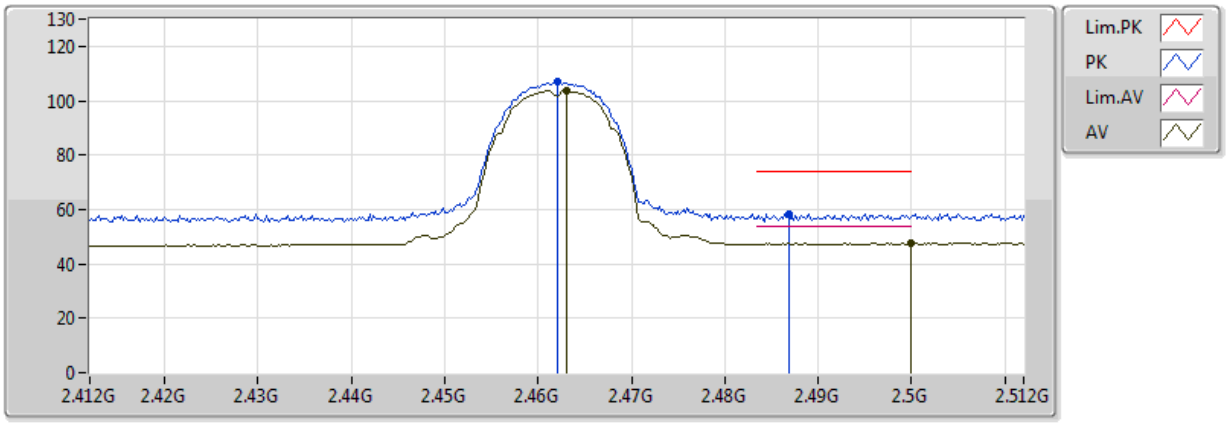

EUT = Z axis

Type	Freq(Hz)	Level(dBuV/m)	Limit(dBuV/m)	Margin(dB)	Factor(dB)	Dist(m)	Pol.(H/V)	Azimuth(°)	Height(m)	Comments
AV	2.463G	103.69	Inf	-Inf	31.45	3	V	118	3.42	-
AV	2.5G	47.45	54.00	-6.55	31.59	3	V	118	3.42	-
PK	2.462G	107.03	Inf	-Inf	31.45	3	V	118	3.42	-
PK	2.4868G	58.28	74.00	-15.72	31.54	3	V	118	3.42	-

802.11b_(1Mbps)_3TX

2462MHz_TX

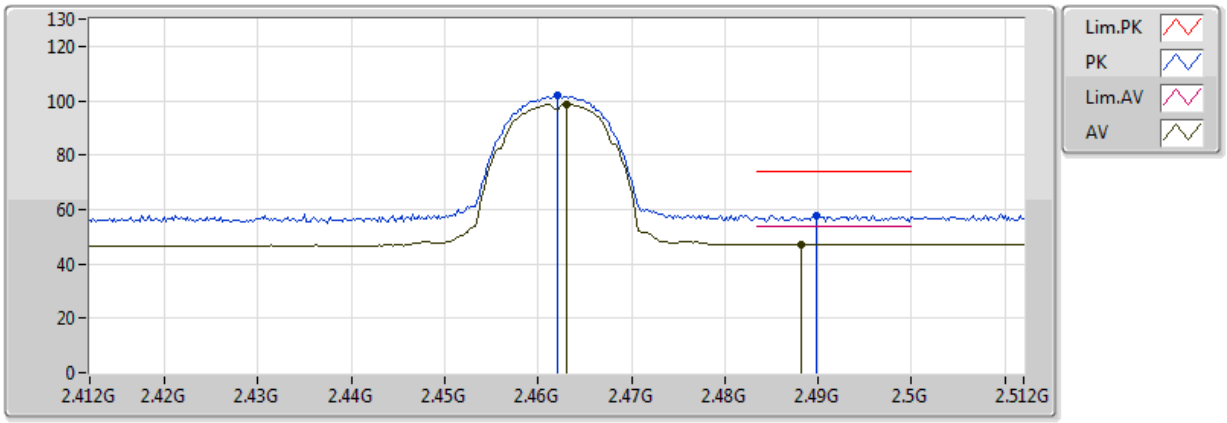

EUT = Z axis

Type	Freq(Hz)	Level(dBuV/m)	Limit(dBuV/m)	Margin(dB)	Factor(dB)	Dist(m)	Pol.(H/V)	Azimuth(°)	Height(m)	Comments
AV	2.463G	98.75	Inf	-Inf	31.45	3	H	174	1.50	-
AV	2.4882G	47.29	54.00	-6.71	31.55	3	H	174	1.50	-
PK	2.462G	102.16	Inf	-Inf	31.45	3	H	174	1.50	-
PK	2.4898G	57.96	74.00	-16.04	31.55	3	H	174	1.50	-

802.11b_(1Mbps)_3TX

2462MHz_TX

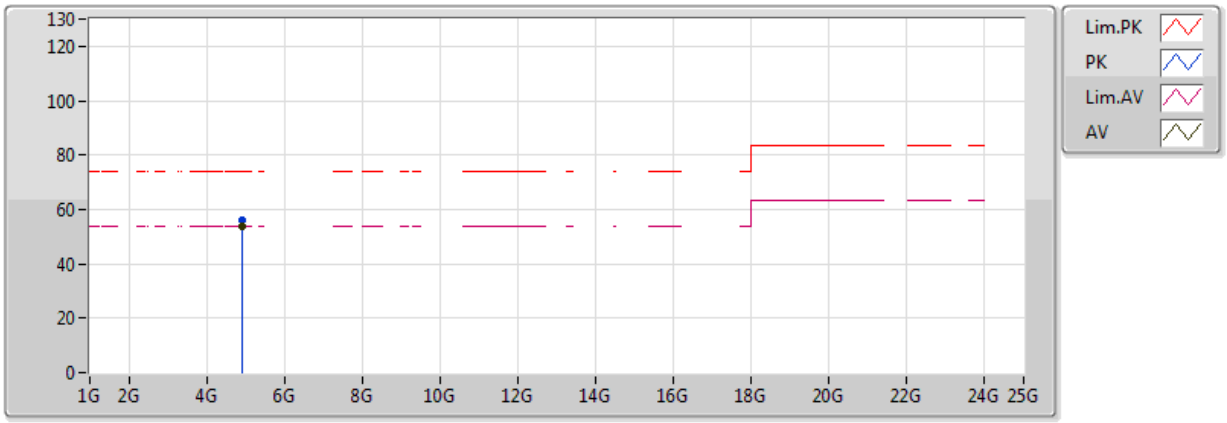

EUT = Z axis

Type	Freq(Hz)	Level(dBuV/m)	Limit(dBuV/m)	Margin(dB)	Factor(dB)	Dist(m)	Pol.(H/V)	Azimuth(°)	Height(m)	Comments
AV	4.924G	53.53	54.00	-0.47	2.63	3	V	304	2.65	-
PK	4.924G	56.08	74.00	-17.92	2.63	3	V	304	2.65	-

802.11b_(1Mbps)_3TX

2462MHz_TX

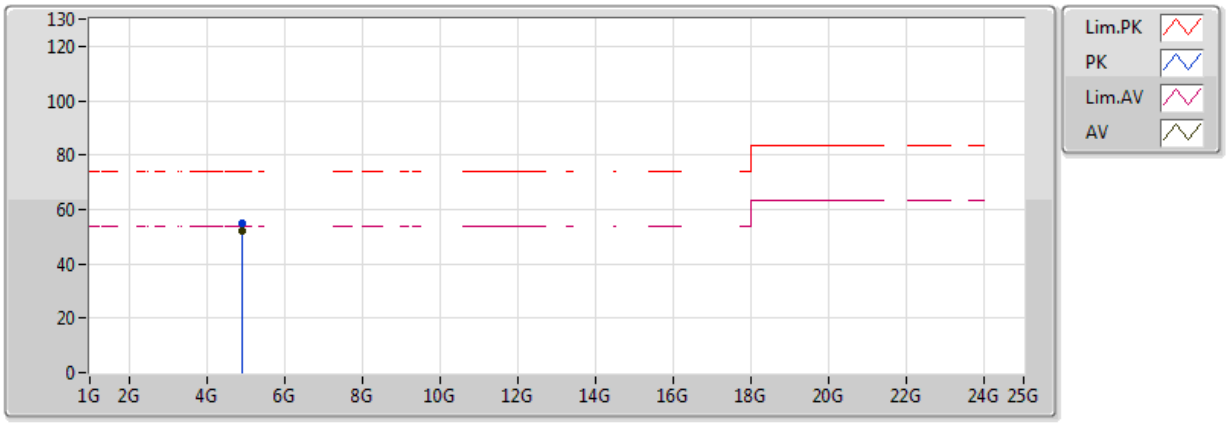

EUT = Z axis

Type	Freq(Hz)	Level(dBuV/m)	Limit(dBuV/m)	Margin(dB)	Factor(dB)	Dist(m)	Pol.(H/V)	Azimuth(°)	Height(m)	Comments
AV	4.924G	52.34	54.00	-1.66	2.63	3	H	53	2.50	-
PK	4.924G	54.81	74.00	-19.19	2.63	3	H	53	2.50	-

802.11g_(6Mbps)_3TX

2412MHz_TX

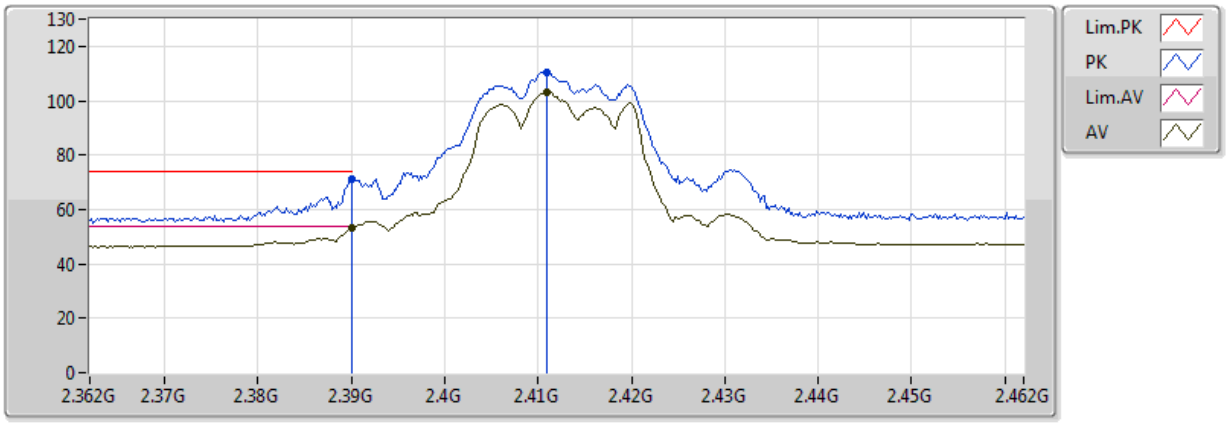

EUT = Z axis

Type	Freq(Hz)	Level(dBuV/m)	Limit(dBuV/m)	Margin(dB)	Factor(dB)	Dist(m)	Pol.(H/V)	Azimuth(°)	Height(m)	Comments
AV	2.39G	53.05	54.00	-0.95	31.17	3	V	113	1.03	-
AV	2.411G	103.15	Inf	-Inf	31.25	3	V	113	1.03	-
PK	2.39G	71.03	74.00	-2.97	31.17	3	V	113	1.03	-
PK	2.411G	110.55	Inf	-Inf	31.25	3	V	113	1.03	-

802.11g_(6Mbps)_3TX

2412MHz_TX

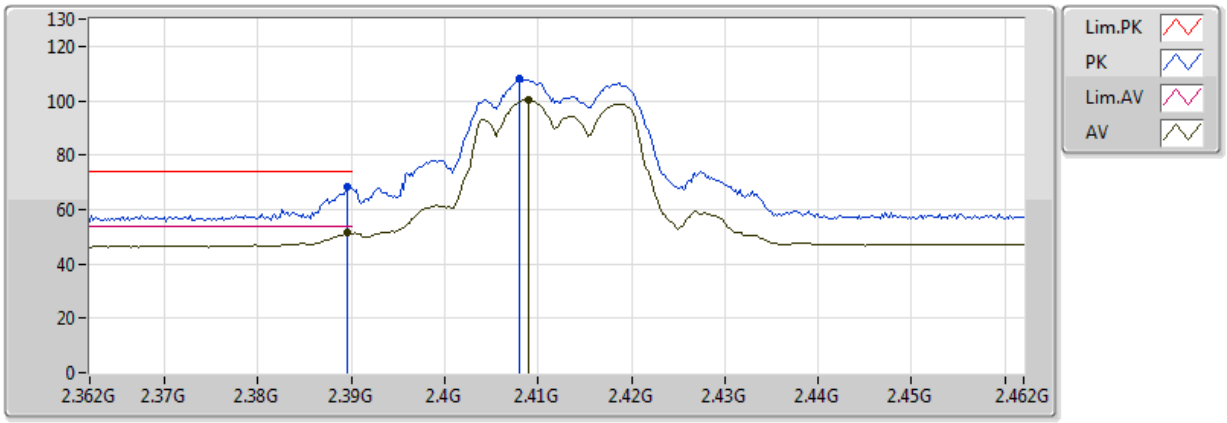

EUT = Z axis

Type	Freq(Hz)	Level(dBuV/m)	Limit(dBuV/m)	Margin(dB)	Factor(dB)	Dist(m)	Pol.(H/V)	Azimuth(°)	Height(m)	Comments
AV	2.3896G	51.28	54.00	-2.72	31.17	3	H	316	1.02	-
AV	2.409G	100.23	Inf	-Inf	31.24	3	H	316	1.02	-
PK	2.3896G	68.10	74.00	-5.90	31.17	3	H	316	1.02	-
PK	2.408G	107.88	Inf	-Inf	31.24	3	H	316	1.02	-

802.11g_(6Mbps)_3TX

2412MHz_TX

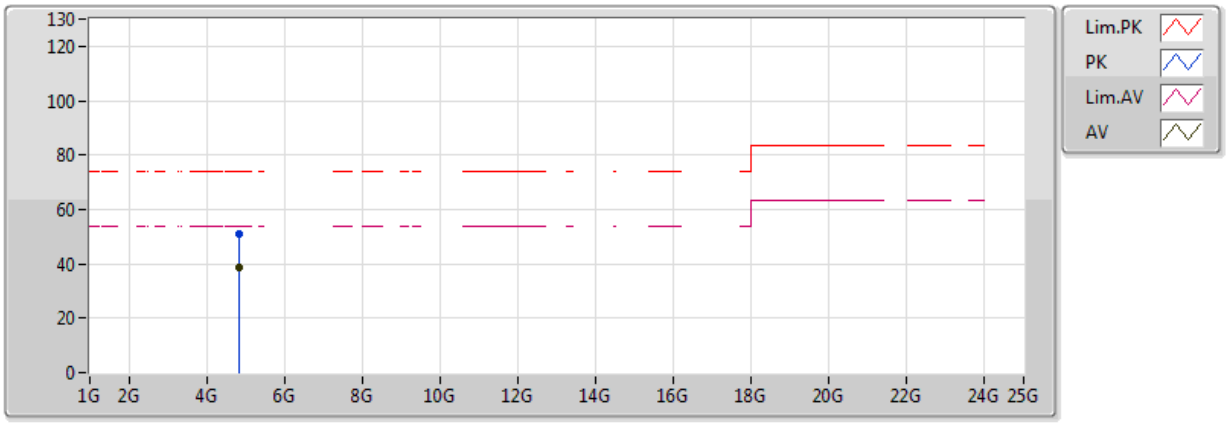

EUT = Z axis

Type	Freq(Hz)	Level(dBuV/m)	Limit(dBuV/m)	Margin(dB)	Factor(dB)	Dist(m)	Pol.(H/V)	Azimuth(°)	Height(m)	Comments
AV	4.824G	38.40	54.00	-15.60	2.48	3	V	130	1.09	-
PK	4.824G	50.79	74.00	-23.21	2.48	3	V	130	1.09	-

802.11g_(6Mbps)_3TX

2412MHz_TX

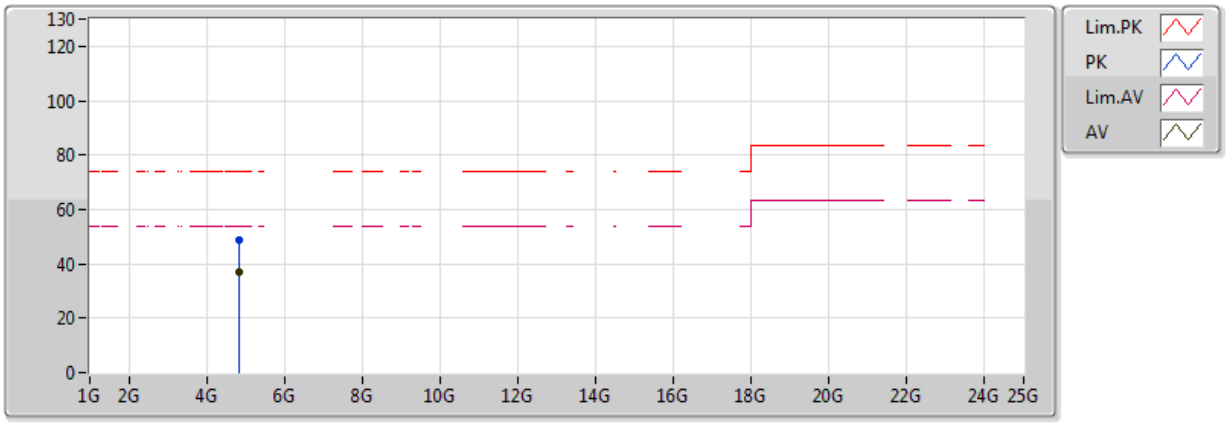

EUT = Z axis

Type	Freq(Hz)	Level(dBuV/m)	Limit(dBuV/m)	Margin(dB)	Factor(dB)	Dist(m)	Pol.(H/V)	Azimuth(°)	Height(m)	Comments
AV	4.824G	36.84	54.00	-17.16	2.48	3	H	52	2.46	-
PK	4.824G	48.75	74.00	-25.25	2.48	3	H	52	2.46	-

802.11g_(6Mbps)_3TX

2437MHz_TX

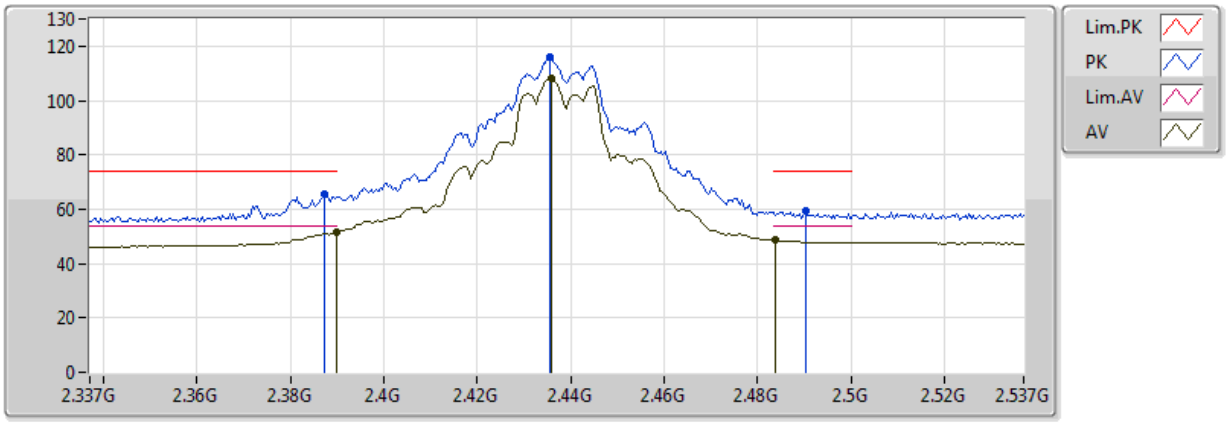

EUT = Z axis

Type	Freq(Hz)	Level(dBuV/m)	Limit(dBuV/m)	Margin(dB)	Factor(dB)	Dist(m)	Pol.(H/V)	Azimuth(°)	Height(m)	Comments
AV	2.389998G	51.44	54.00	-2.56	31.17	3	V	117	3.17	-
AV	2.4358G	108.10	Inf	-Inf	31.35	3	V	117	3.17	-
AV	2.4838G	48.55	54.00	-5.45	31.53	3	V	117	3.17	-
PK	2.3874G	65.57	74.00	-8.43	31.16	3	V	117	3.17	-
PK	2.4354G	116.14	Inf	-Inf	31.34	3	V	117	3.17	-
PK	2.4902G	59.49	74.00	-14.51	31.55	3	V	117	3.17	-

802.11g_(6Mbps)_3TX

2437MHz_TX

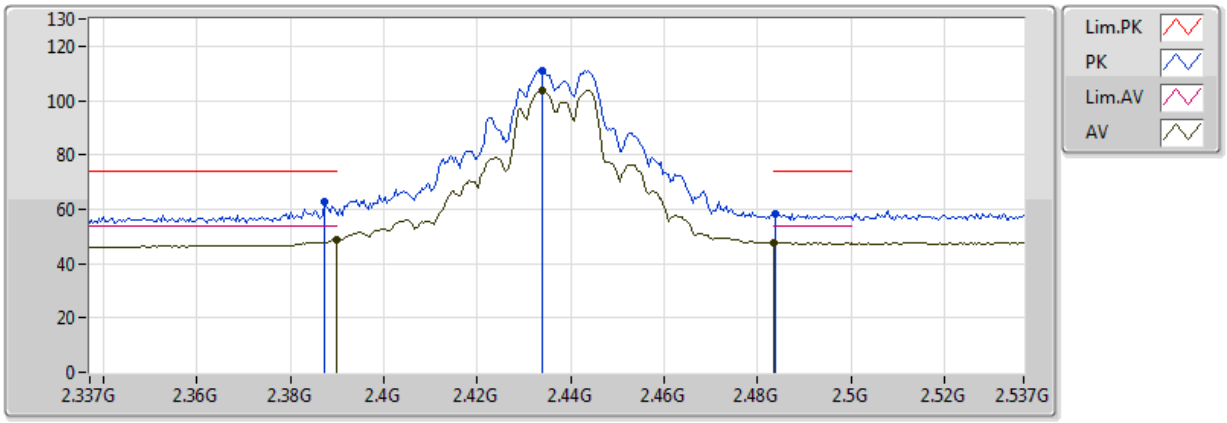

EUT = Z axis

Type	Freq(Hz)	Level(dBuV/m)	Limit(dBuV/m)	Margin(dB)	Factor(dB)	Dist(m)	Pol.(H/V)	Azimuth(°)	Height(m)	Comments
AV	2.389998G	48.68	54.00	-5.32	31.17	3	H	313	1.01	-
AV	2.4338G	103.65	Inf	-Inf	31.34	3	H	313	1.01	-
AV	2.483502G	47.86	54.00	-6.14	31.53	3	H	313	1.01	-
PK	2.3874G	62.64	74.00	-11.36	31.16	3	H	313	1.01	-
PK	2.4338G	111.13	Inf	-Inf	31.34	3	H	313	1.01	-
PK	2.4838G	58.35	74.00	-15.65	31.53	3	H	313	1.01	-

802.11g_(6Mbps)_3TX

2437MHz_TX

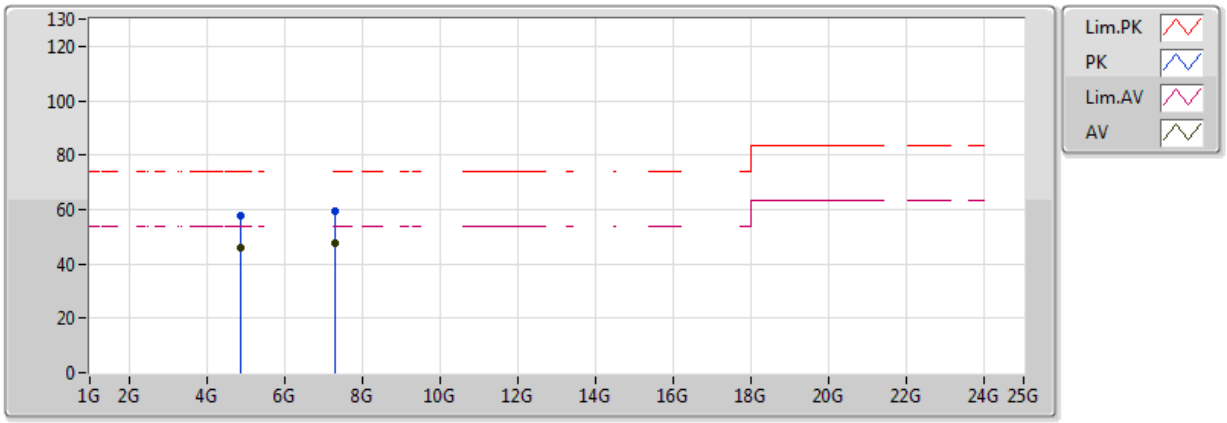

EUT = Z axis

Type	Freq(Hz)	Level(dBuV/m)	Limit(dBuV/m)	Margin(dB)	Factor(dB)	Dist(m)	Pol.(H/V)	Azimuth(°)	Height(m)	Comments
AV	4.874G	45.67	54.00	-8.33	2.55	3	V	320	1.00	-
AV	7.311G	47.47	54.00	-6.53	8.42	3	V	16	2.22	-
PK	4.874G	57.77	74.00	-16.23	2.55	3	V	320	1.00	-
PK	7.311G	59.38	74.00	-14.62	8.42	3	V	16	2.22	-

802.11g_(6Mbps)_3TX

2437MHz_TX

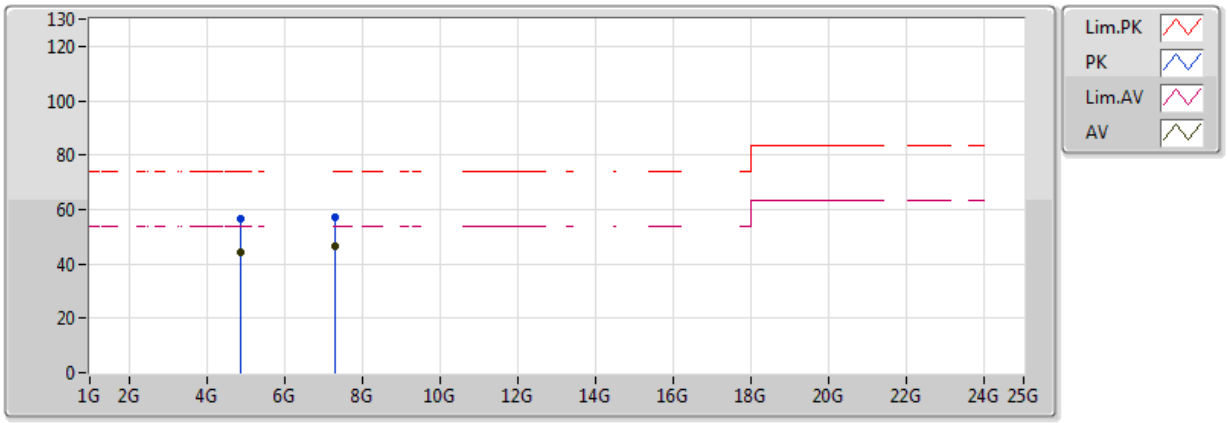

EUT = Z axis

Type	Freq(Hz)	Level(dBuV/m)	Limit(dBuV/m)	Margin(dB)	Factor(dB)	Dist(m)	Pol.(H/V)	Azimuth(°)	Height(m)	Comments
AV	4.874G	44.52	54.00	-9.48	2.55	3	H	49	2.58	-
AV	7.311G	46.25	54.00	-7.75	8.42	3	H	317	1.12	-
PK	4.874G	56.82	74.00	-17.18	2.55	3	H	49	2.58	-
PK	7.311G	57.20	74.00	-16.80	8.42	3	H	317	1.12	-

802.11g_(6Mbps)_3TX

2462MHz_TX

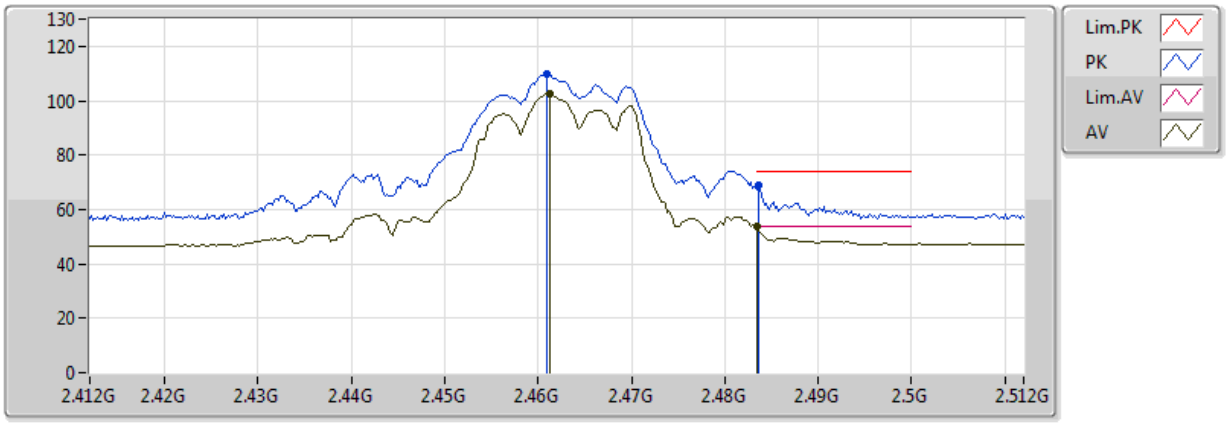

EUT = Z axis

Type	Freq(Hz)	Level(dBuV/m)	Limit(dBuV/m)	Margin(dB)	Factor(dB)	Dist(m)	Pol.(H/V)	Azimuth(°)	Height(m)	Comments
AV	2.4612G	102.58	Inf	-Inf	31.44	3	V	112	1.11	-
AV	2.483502G	53.85	54.00	-0.15	31.53	3	V	112	1.11	-
PK	2.461G	109.96	Inf	-Inf	31.44	3	V	112	1.11	-
PK	2.4836G	69.18	74.00	-4.82	31.53	3	V	112	1.11	-

802.11g_(6Mbps)_3TX

2462MHz_TX

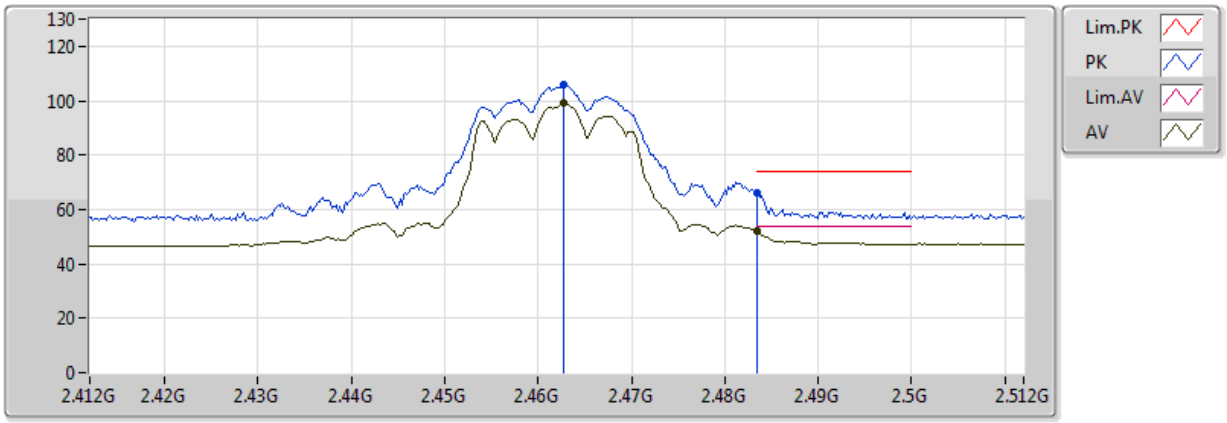

EUT = Z axis

Type	Freq(Hz)	Level(dBuV/m)	Limit(dBuV/m)	Margin(dB)	Factor(dB)	Dist(m)	Pol.(H/V)	Azimuth(°)	Height(m)	Comments
AV	2.4628G	99.05	Inf	-Inf	31.45	3	H	165	1.25	-
AV	2.483502G	52.01	54.00	-1.99	31.53	3	H	165	1.25	-
PK	2.4628G	105.78	Inf	-Inf	31.45	3	H	165	1.25	-
PK	2.483502G	66.35	74.00	-7.65	31.53	3	H	165	1.25	-

802.11g_(6Mbps)_3TX

2462MHz_TX

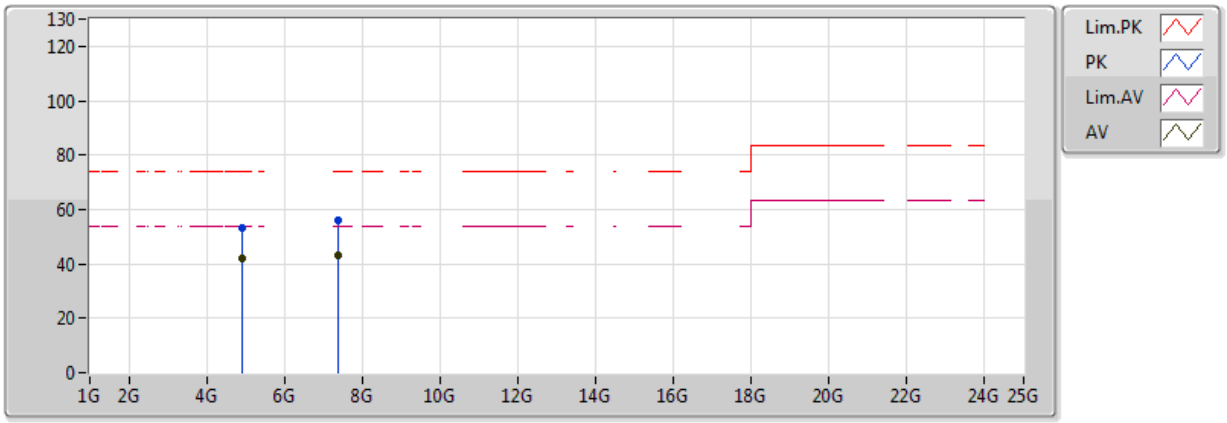

EUT = Z axis

Type	Freq(Hz)	Level(dBuV/m)	Limit(dBuV/m)	Margin(dB)	Factor(dB)	Dist(m)	Pol.(H/V)	Azimuth(°)	Height(m)	Comments
AV	4.924G	42.06	54.00	-11.94	2.63	3	V	127	2.64	-
AV	7.386G	43.09	54.00	-10.91	8.51	3	V	14	2.91	-
PK	4.924G	53.39	74.00	-20.61	2.63	3	V	127	2.64	-
PK	7.386G	56.02	74.00	-17.98	8.51	3	V	14	2.91	-

802.11g_(6Mbps)_3TX

2462MHz_TX

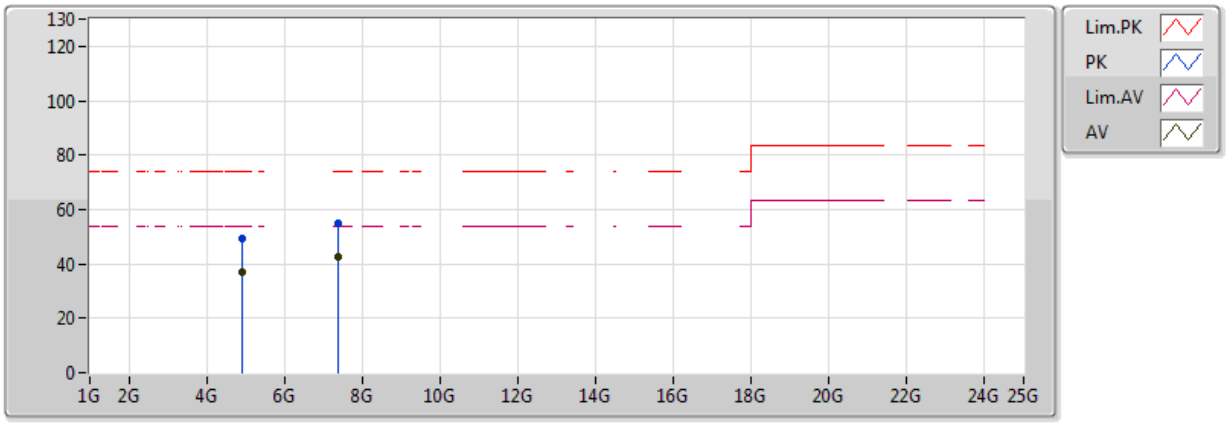

EUT = Z axis

Type	Freq(Hz)	Level(dBuV/m)	Limit(dBuV/m)	Margin(dB)	Factor(dB)	Dist(m)	Pol.(H/V)	Azimuth(°)	Height(m)	Comments
AV	4.924G	36.76	54.00	-17.24	2.63	3	H	187	2.38	-
AV	7.386G	42.54	54.00	-11.46	8.51	3	H	187	2.38	-
PK	4.924G	49.48	74.00	-24.52	2.63	3	H	187	2.38	-
PK	7.386G	54.70	74.00	-19.30	8.51	3	H	187	2.38	-

802.11ac VHT20_Nss1,(MCS0)_3TX

2412MHz_TX

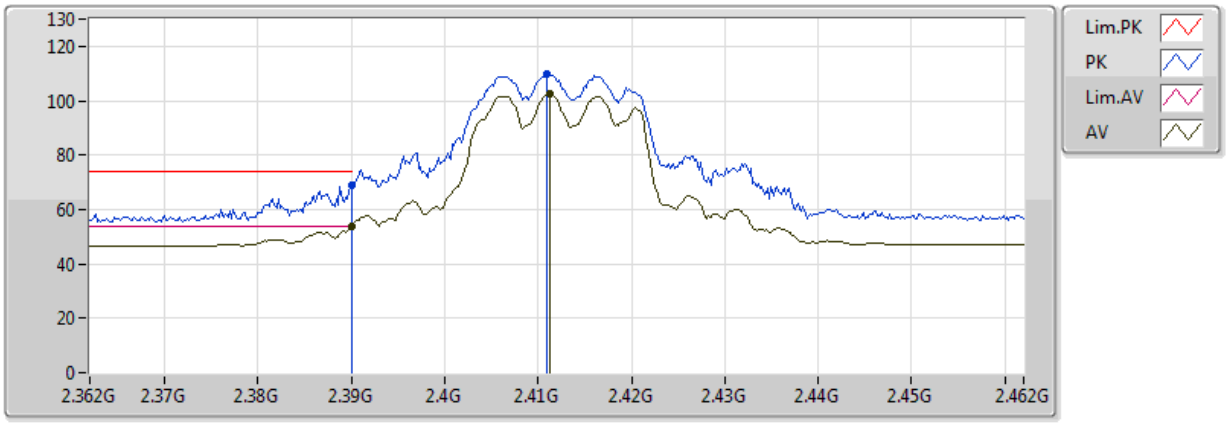

EUT = Z axis

Type	Freq(Hz)	Level(dBuV/m)	Limit(dBuV/m)	Margin(dB)	Factor(dB)	Dist(m)	Pol.(H/V)	Azimuth(°)	Height(m)	Comments
AV	2.39G	53.66	54.00	-0.34	31.17	3	V	105	1.01	-
AV	2.4112G	102.66	Inf	-Inf	31.25	3	V	105	1.01	-
PK	2.39G	68.95	74.00	-5.05	31.17	3	V	105	1.01	-
PK	2.411G	109.87	Inf	-Inf	31.25	3	V	105	1.01	-

802.11ac VHT20_Nss1,(MCS0)_3TX

2412MHz_TX

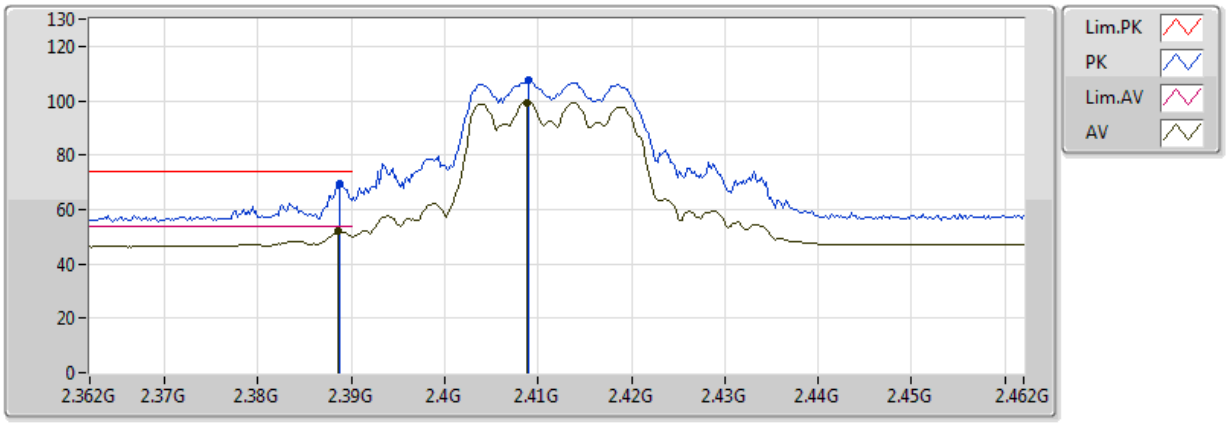

EUT = Z axis

Type	Freq(Hz)	Level(dBuV/m)	Limit(dBuV/m)	Margin(dB)	Factor(dB)	Dist(m)	Pol.(H/V)	Azimuth(°)	Height(m)	Comments
AV	2.3886G	52.08	54.00	-1.92	31.17	3	H	314	1.05	-
AV	2.4088G	99.43	Inf	-Inf	31.24	3	H	314	1.05	-
PK	2.3888G	69.37	74.00	-4.63	31.17	3	H	314	1.05	-
PK	2.409G	107.33	Inf	-Inf	31.24	3	H	314	1.05	-

802.11ac VHT20_Nss1,(MCS0)_3TX

2412MHz_TX

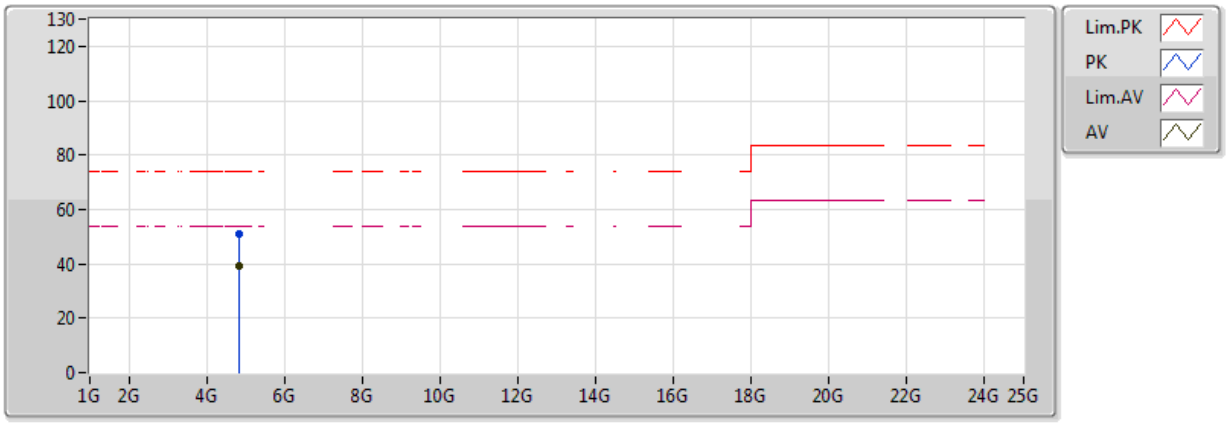

EUT = Z axis

Type	Freq(Hz)	Level(dBuV/m)	Limit(dBuV/m)	Margin(dB)	Factor(dB)	Dist(m)	Pol.(H/V)	Azimuth(°)	Height(m)	Comments
AV	4.824G	39.39	54.00	-14.61	2.48	3	V	305	2.47	-
PK	4.824G	50.85	74.00	-23.15	2.48	3	V	305	2.47	-

802.11ac VHT20_Nss1,(MCS0)_3TX

2412MHz_TX

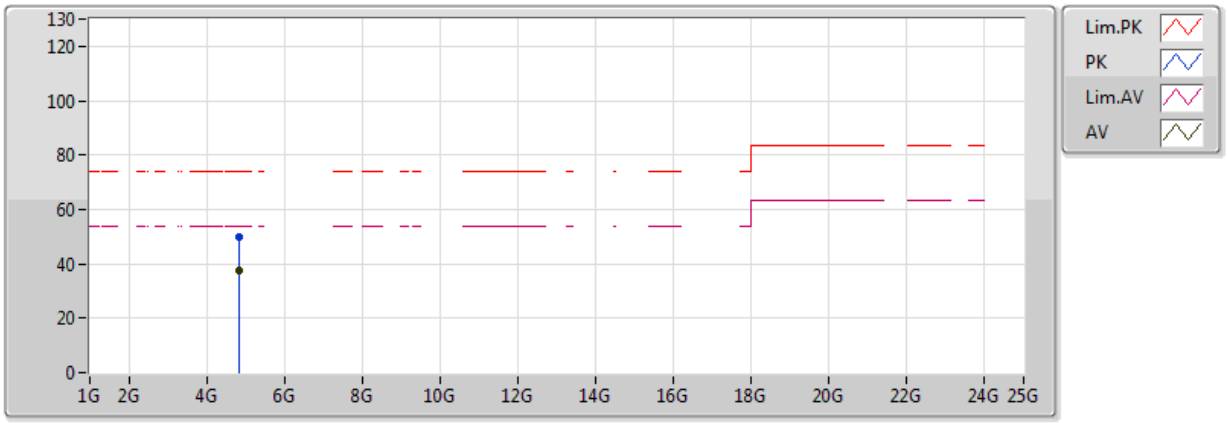

EUT = Z axis

Type	Freq(Hz)	Level(dBuV/m)	Limit(dBuV/m)	Margin(dB)	Factor(dB)	Dist(m)	Pol.(H/V)	Azimuth(°)	Height(m)	Comments
AV	4.824G	37.53	54.00	-16.47	2.48	3	H	49	2.60	-
PK	4.824G	49.78	74.00	-24.22	2.48	3	H	49	2.60	-

802.11ac VHT20_Nss1,(MCS0)_3TX

2437MHz_TX

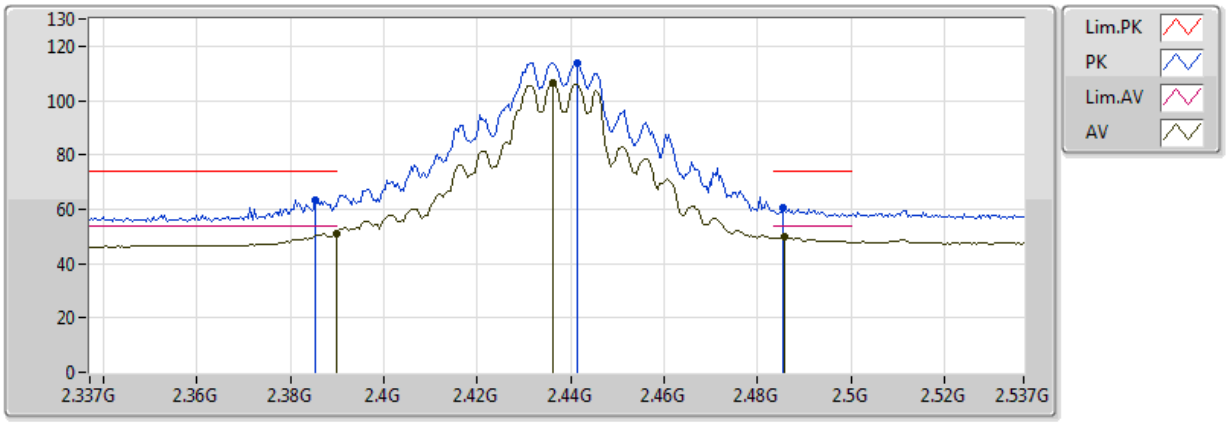

EUT = Z axis

Type	Freq(Hz)	Level(dBuV/m)	Limit(dBuV/m)	Margin(dB)	Factor(dB)	Dist(m)	Pol.(H/V)	Azimuth(°)	Height(m)	Comments
AV	2.389998G	51.05	54.00	-2.95	31.17	3	V	98	1.39	-
AV	2.4362G	106.62	Inf	-Inf	31.35	3	V	98	1.39	-
AV	2.4858G	49.61	54.00	-4.39	31.54	3	V	98	1.39	-
PK	2.3854G	63.44	74.00	-10.56	31.15	3	V	98	1.39	-
PK	2.4414G	114.03	Inf	-Inf	31.37	3	V	98	1.39	-
PK	2.4854G	60.37	74.00	-13.63	31.53	3	V	98	1.39	-

802.11ac VHT20_Nss1,(MCS0)_3TX

2437MHz_TX

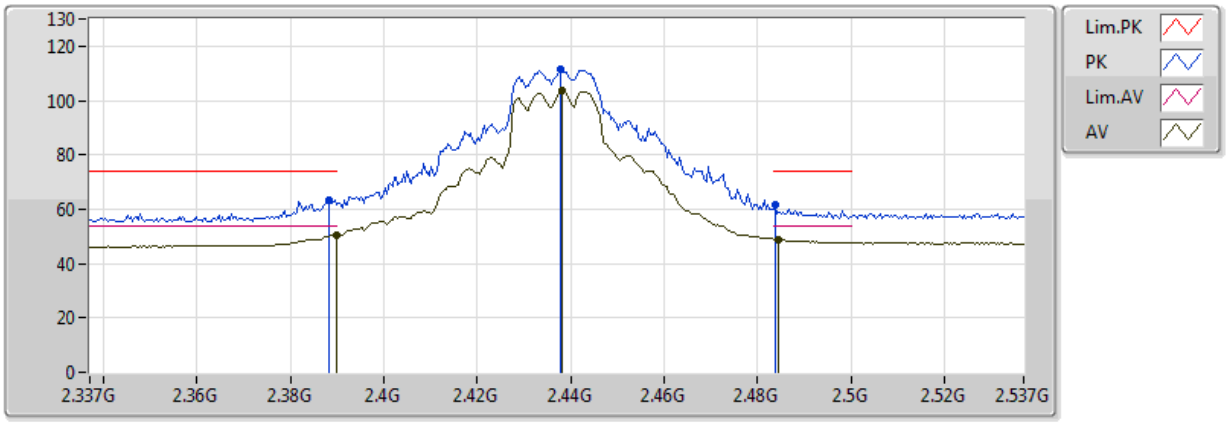

EUT = Z axis

Type	Freq(Hz)	Level(dBuV/m)	Limit(dBuV/m)	Margin(dB)	Factor(dB)	Dist(m)	Pol.(H/V)	Azimuth(°)	Height(m)	Comments
AV	2.389998G	50.68	54.00	-3.32	31.17	3	H	206	1.46	-
AV	2.4382G	103.45	Inf	-Inf	31.36	3	H	206	1.46	-
AV	2.4846G	48.98	54.00	-5.02	31.53	3	H	206	1.46	-
PK	2.3882G	63.33	74.00	-10.67	31.16	3	H	206	1.46	-
PK	2.4378G	111.41	Inf	-Inf	31.35	3	H	206	1.46	-
PK	2.4838G	61.61	74.00	-12.39	31.53	3	H	206	1.46	-

802.11ac VHT20_Nss1,(MCS0)_3TX

2437MHz_TX

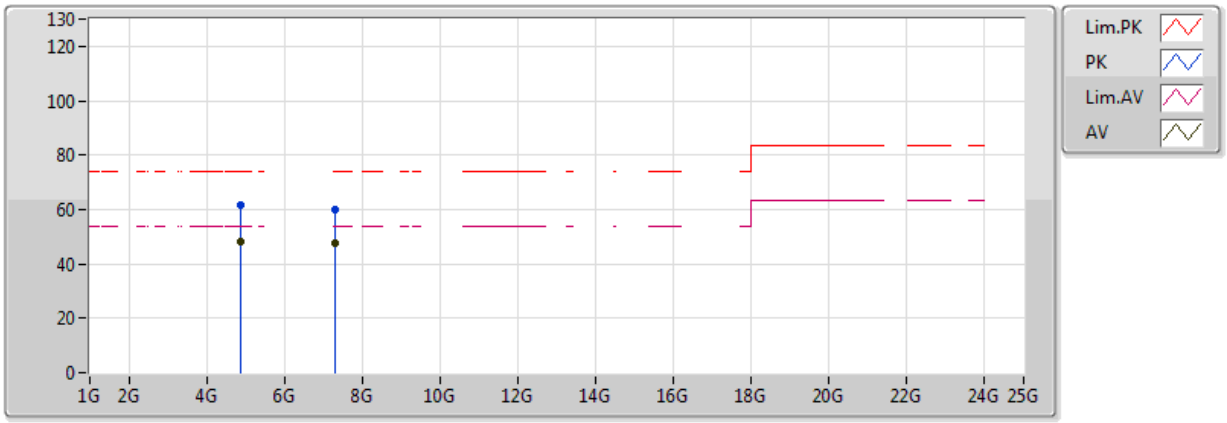

EUT = Z axis

Type	Freq(Hz)	Level(dBuV/m)	Limit(dBuV/m)	Margin(dB)	Factor(dB)	Dist(m)	Pol.(H/V)	Azimuth(°)	Height(m)	Comments
AV	4.874G	48.00	54.00	-6.00	2.55	3	V	128	3.58	-
AV	7.311G	47.68	54.00	-6.32	8.42	3	V	15	2.41	-
PK	4.874G	61.68	74.00	-12.32	2.55	3	V	128	3.58	-
PK	7.311G	59.68	74.00	-14.32	8.42	3	V	15	2.41	-

802.11ac VHT20_Nss1,(MCS0)_3TX

2437MHz_TX

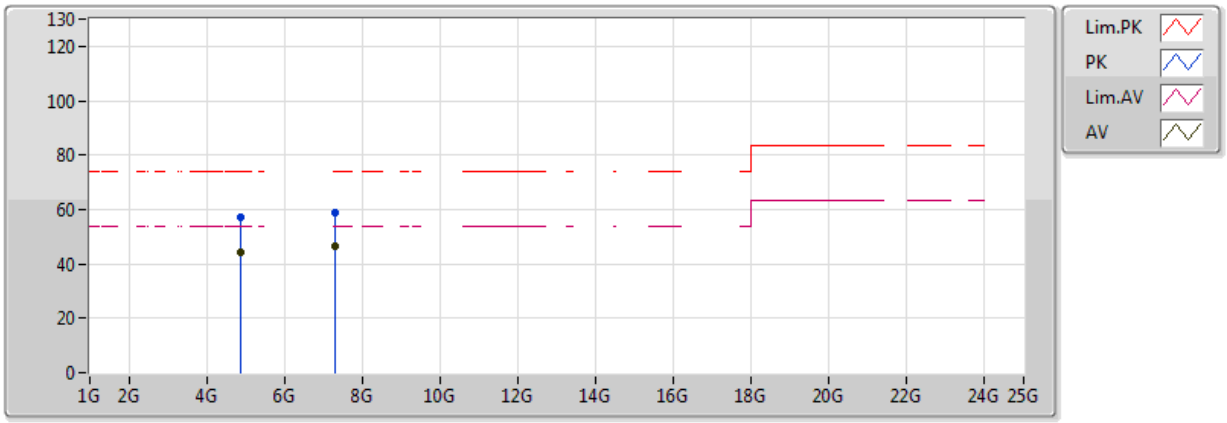

EUT = Z axis

Type	Freq(Hz)	Level(dBuV/m)	Limit(dBuV/m)	Margin(dB)	Factor(dB)	Dist(m)	Pol.(H/V)	Azimuth(°)	Height(m)	Comments
AV	4.874G	44.24	54.00	-9.76	2.55	3	H	49	2.59	-
AV	7.311G	46.71	54.00	-7.29	8.42	3	H	173	2.29	-
PK	4.874G	57.41	74.00	-16.59	2.55	3	H	49	2.59	-
PK	7.311G	58.77	74.00	-15.23	8.42	3	H	173	2.29	-

802.11ac VHT20_Nss1,(MCS0)_3TX

2462MHz_TX

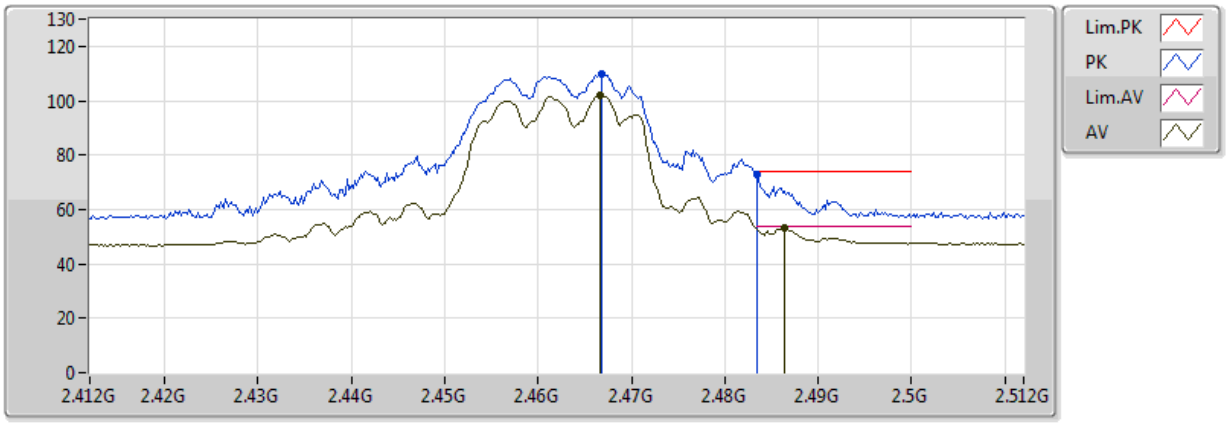

EUT = Z axis

Type	Freq(Hz)	Level(dBuV/m)	Limit(dBuV/m)	Margin(dB)	Factor(dB)	Dist(m)	Pol.(H/V)	Azimuth(°)	Height(m)	Comments
AV	2.4666G	101.87	Inf	-Inf	31.46	3	V	111	1.20	-
AV	2.4864G	53.04	54.00	-0.96	31.54	3	V	111	1.20	-
PK	2.4668G	110.08	Inf	-Inf	31.46	3	V	111	1.20	-
PK	2.483502G	72.68	74.00	-1.32	31.53	3	V	111	1.20	-

802.11ac VHT20_Nss1,(MCS0)_3TX

2462MHz_TX

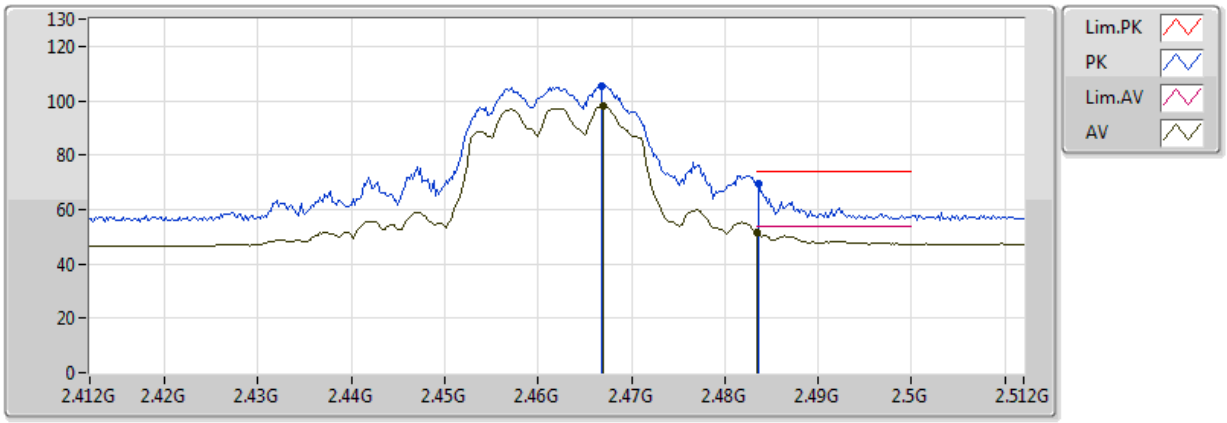

EUT = Z axis

Type	Freq(Hz)	Level(dBuV/m)	Limit(dBuV/m)	Margin(dB)	Factor(dB)	Dist(m)	Pol.(H/V)	Azimuth(°)	Height(m)	Comments
AV	2.467G	97.98	Inf	-Inf	31.46	3	H	166	1.02	-
AV	2.483502G	51.37	54.00	-2.63	31.53	3	H	166	1.02	-
PK	2.4668G	105.54	Inf	-Inf	31.46	3	H	166	1.02	-
PK	2.4836G	69.74	74.00	-4.26	31.53	3	H	166	1.02	-

802.11ac VHT20_Nss1,(MCS0)_3TX

2462MHz_TX

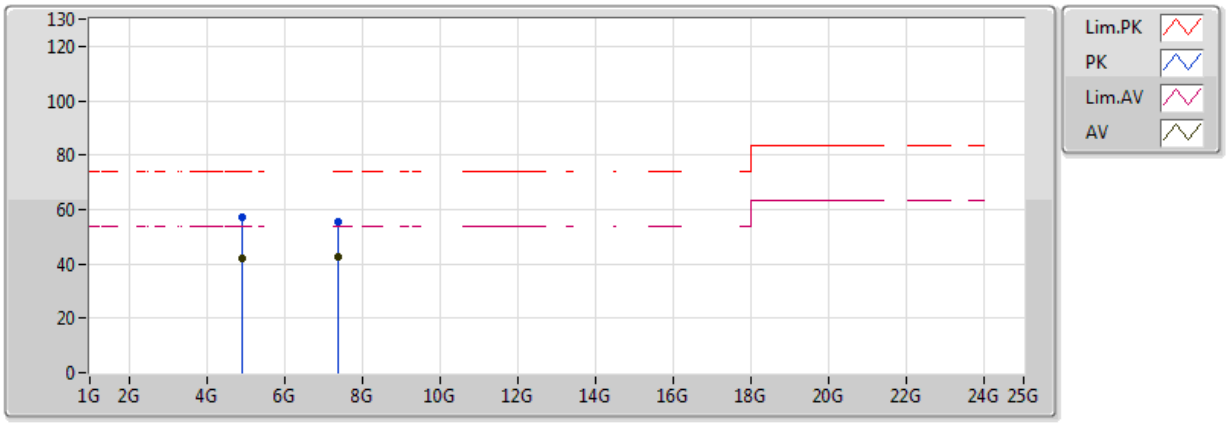

EUT = Z axis

Type	Freq(Hz)	Level(dBuV/m)	Limit(dBuV/m)	Margin(dB)	Factor(dB)	Dist(m)	Pol.(H/V)	Azimuth(°)	Height(m)	Comments
AV	4.924G	41.88	54.00	-12.12	2.63	3	V	126	2.67	-
AV	7.386G	42.73	54.00	-11.27	8.51	3	V	14	2.27	-
PK	4.924G	57.26	74.00	-16.74	2.63	3	V	126	2.67	-
PK	7.386G	55.50	74.00	-18.50	8.51	3	V	14	2.27	-

802.11ac VHT20_Nss1,(MCS0)_3TX

2462MHz_TX

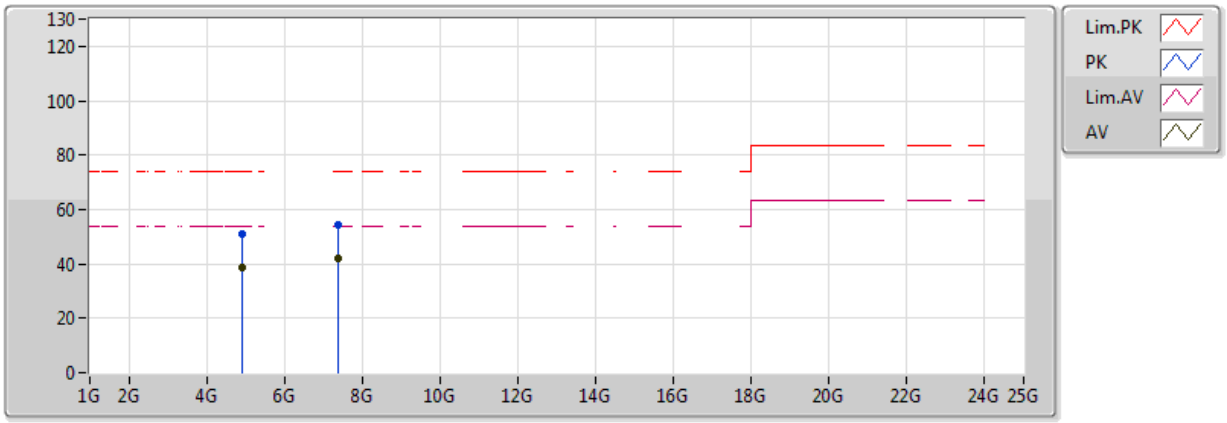

EUT = Z axis

Type	Freq(Hz)	Level(dBuV/m)	Limit(dBuV/m)	Margin(dB)	Factor(dB)	Dist(m)	Pol.(H/V)	Azimuth(°)	Height(m)	Comments
AV	4.924G	38.58	54.00	-15.42	2.63	3	H	50	2.45	-
AV	7.386G	42.09	54.00	-11.91	8.51	3	H	173	2.64	-
PK	4.924G	50.85	74.00	-23.15	2.63	3	H	50	2.45	-
PK	7.386G	54.62	74.00	-19.38	8.51	3	H	173	2.64	-

802.11ac VHT40_Nss1,(MCS0)_3TX

2422MHz_TX

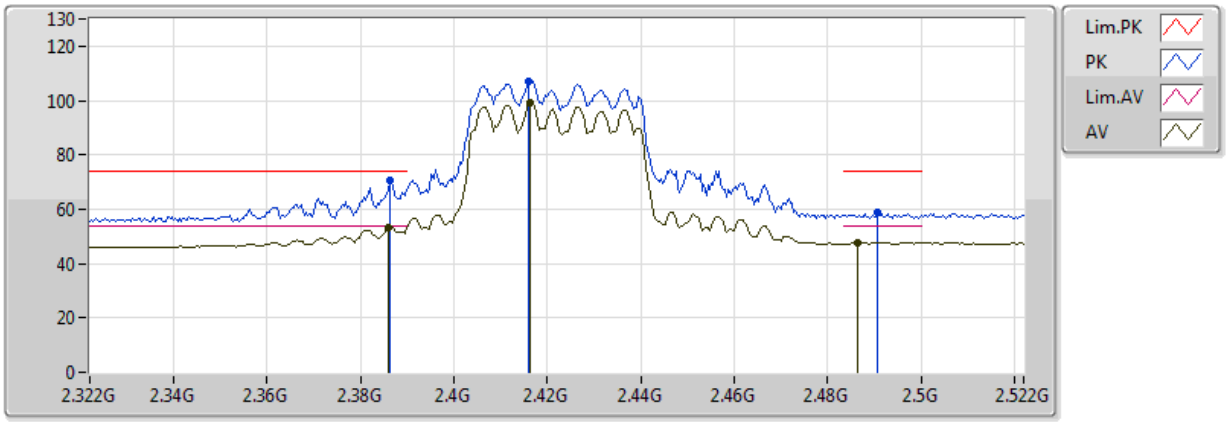

EUT = Z axis

Type	Freq(Hz)	Level(dBuV/m)	Limit(dBuV/m)	Margin(dB)	Factor(dB)	Dist(m)	Pol.(H/V)	Azimuth(°)	Height(m)	Comments
AV	2.386G	53.48	54.00	-0.52	31.16	3	V	108	1.28	-
AV	2.4164G	99.03	Inf	-Inf	31.27	3	V	108	1.28	-
AV	2.4864G	47.90	54.00	-6.10	31.54	3	V	108	1.28	-
PK	2.3864G	70.58	74.00	-3.42	31.16	3	V	108	1.28	-
PK	2.416G	107.21	Inf	-Inf	31.27	3	V	108	1.28	-
PK	2.4908G	58.61	74.00	-15.39	31.56	3	V	108	1.28	-

802.11ac VHT40_Nss1,(MCS0)_3TX

2422MHz_TX

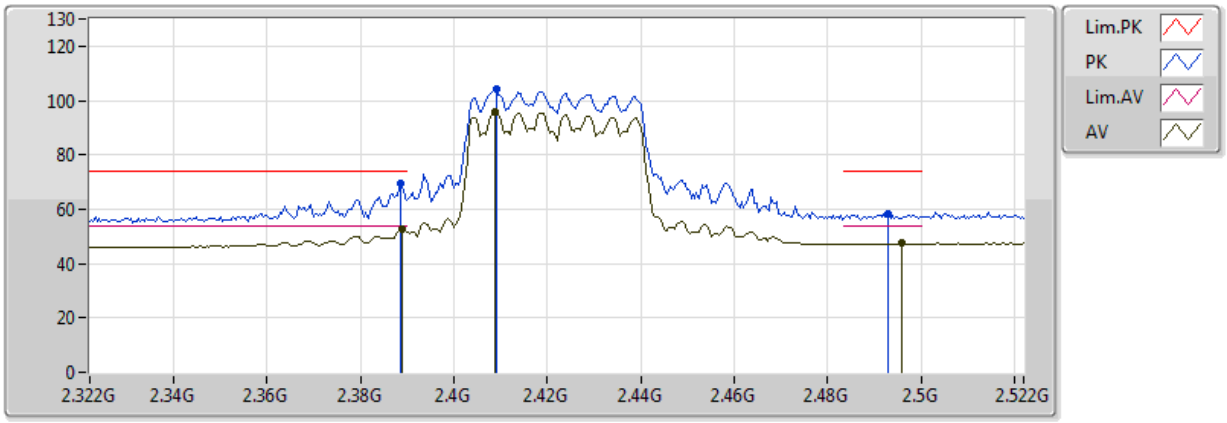

EUT = Z axis

Type	Freq(Hz)	Level(dBuV/m)	Limit(dBuV/m)	Margin(dB)	Factor(dB)	Dist(m)	Pol.(H/V)	Azimuth(°)	Height(m)	Comments
AV	2.3888G	52.79	54.00	-1.21	31.17	3	H	313	1.04	-
AV	2.4088G	96.08	Inf	-Inf	31.24	3	H	313	1.04	-
AV	2.496G	47.35	54.00	-6.65	31.57	3	H	313	1.04	-
PK	2.3884G	69.50	74.00	-4.50	31.16	3	H	313	1.04	-
PK	2.4092G	104.04	Inf	-Inf	31.24	3	H	313	1.04	-
PK	2.4928G	58.31	74.00	-15.69	31.56	3	H	313	1.04	-

802.11ac VHT40_Nss1,(MCS0)_3TX

2422MHz_TX

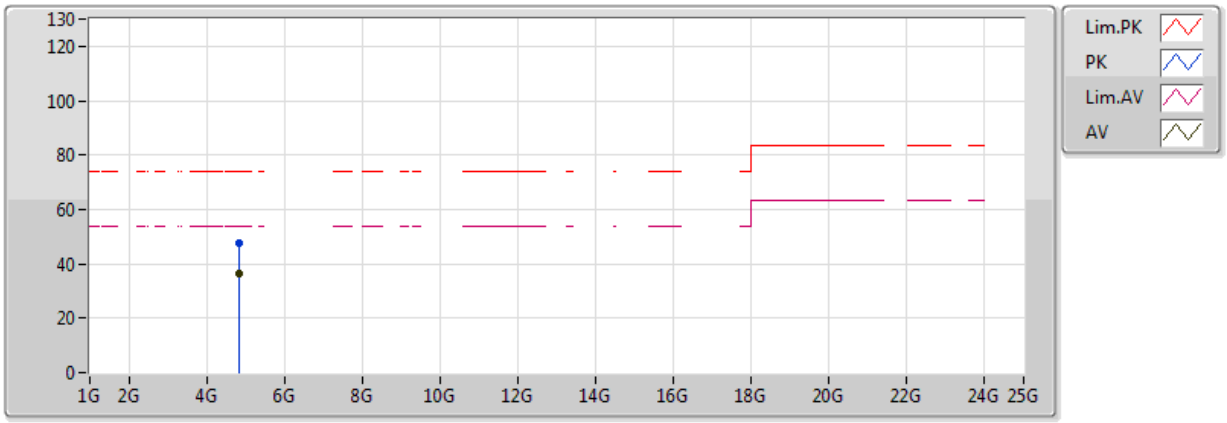

EUT = Z axis

Type	Freq(Hz)	Level(dBuV/m)	Limit(dBuV/m)	Margin(dB)	Factor(dB)	Dist(m)	Pol.(H/V)	Azimuth(°)	Height(m)	Comments
AV	4.844G	36.47	54.00	-17.53	2.51	3	V	126	2.59	-
PK	4.844G	47.89	74.00	-26.11	2.51	3	V	126	2.59	-

802.11ac VHT40_Nss1,(MCS0)_3TX

2422MHz_TX

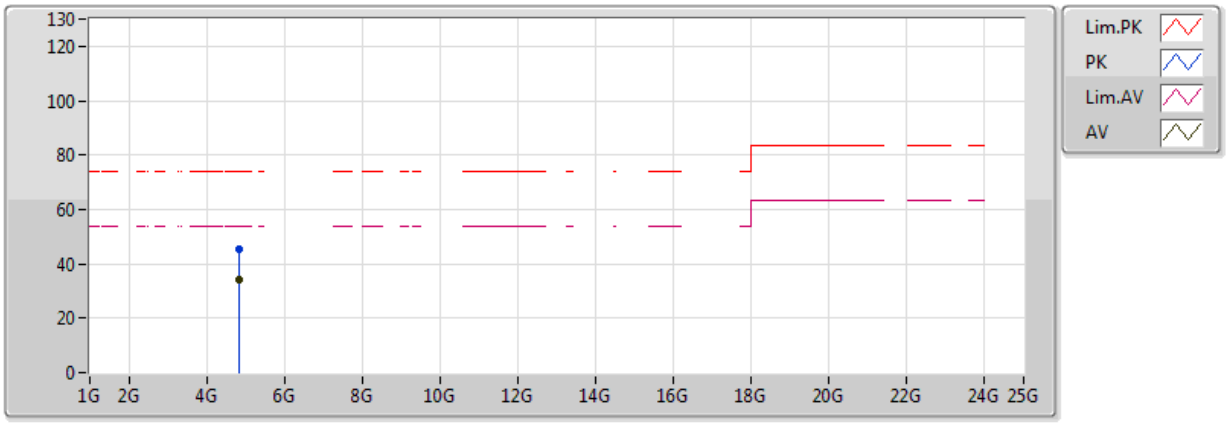

EUT = Z axis

Type	Freq(Hz)	Level(dBuV/m)	Limit(dBuV/m)	Margin(dB)	Factor(dB)	Dist(m)	Pol.(H/V)	Azimuth(°)	Height(m)	Comments
AV	4.844G	34.30	54.00	-19.70	2.51	3	H	0	1.50	-
PK	4.844G	45.47	74.00	-28.53	2.51	3	H	0	1.50	-

802.11ac VHT40_Nss1,(MCS0)_3TX

2437MHz_TX

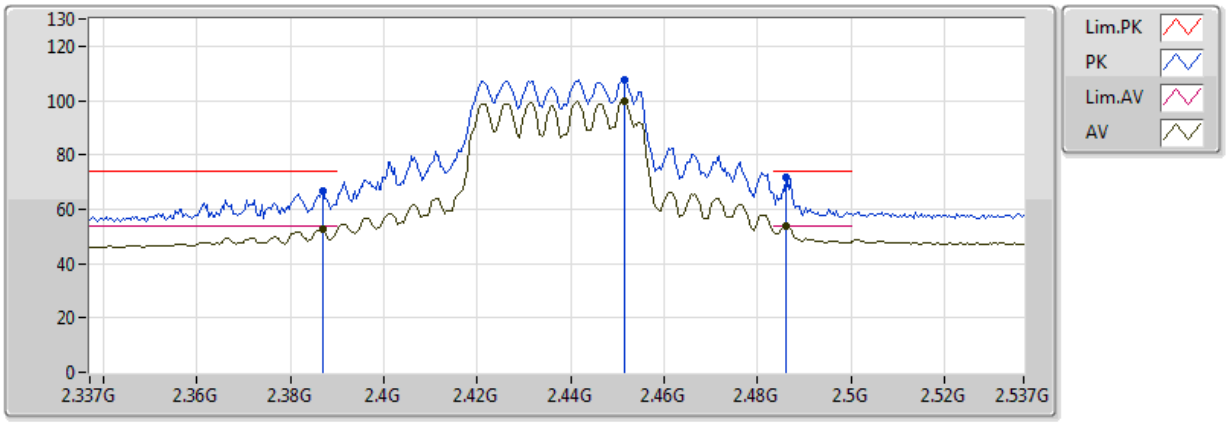

EUT = Z axis

Type	Freq(Hz)	Level(dBuV/m)	Limit(dBuV/m)	Margin(dB)	Factor(dB)	Dist(m)	Pol.(H/V)	Azimuth(°)	Height(m)	Comments
AV	2.387G	52.51	54.00	-1.49	31.16	3	V	102	1.01	-
AV	2.4514G	99.65	Inf	-Inf	31.41	3	V	102	1.01	-
AV	2.4862G	53.92	54.00	-0.08	31.54	3	V	102	1.01	-
PK	2.387G	66.59	74.00	-7.41	31.16	3	V	102	1.01	-
PK	2.4514G	107.70	Inf	-Inf	31.41	3	V	102	1.01	-
PK	2.4862G	71.48	74.00	-2.52	31.54	3	V	102	1.01	-

802.11ac VHT40_Nss1,(MCS0)_3TX

2437MHz_TX

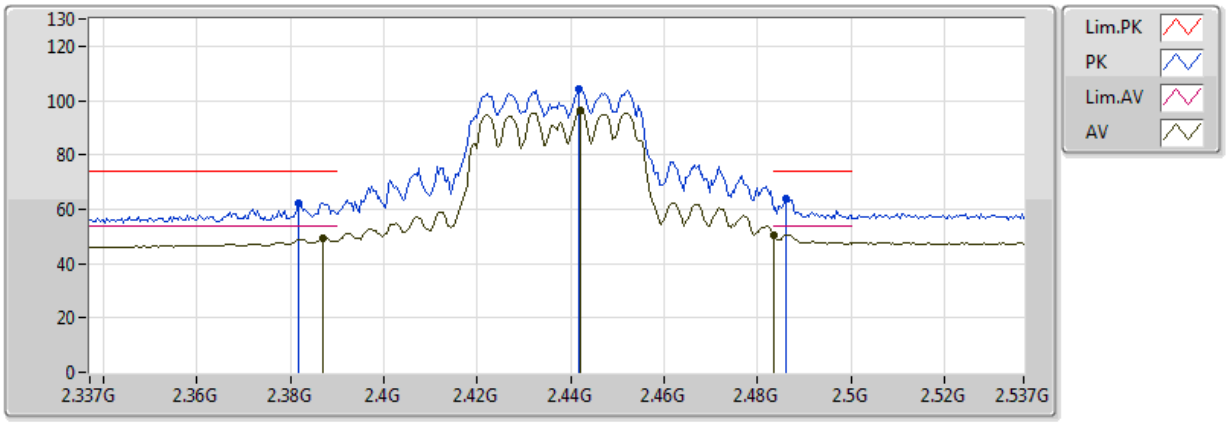

EUT = Z axis

Type	Freq(Hz)	Level(dBuV/m)	Limit(dBuV/m)	Margin(dB)	Factor(dB)	Dist(m)	Pol.(H/V)	Azimuth(°)	Height(m)	Comments
AV	2.387G	49.43	54.00	-4.57	31.16	3	H	169	1.09	-
AV	2.4422G	96.15	Inf	-Inf	31.37	3	H	169	1.09	-
AV	2.483502G	50.60	54.00	-3.40	31.53	3	H	169	1.09	-
PK	2.3818G	62.47	74.00	-11.53	31.14	3	H	169	1.09	-
PK	2.4418G	103.99	Inf	-Inf	31.37	3	H	169	1.09	-
PK	2.4862G	63.61	74.00	-10.39	31.54	3	H	169	1.09	-

802.11ac VHT40_Nss1,(MCS0)_3TX

2437MHz_TX

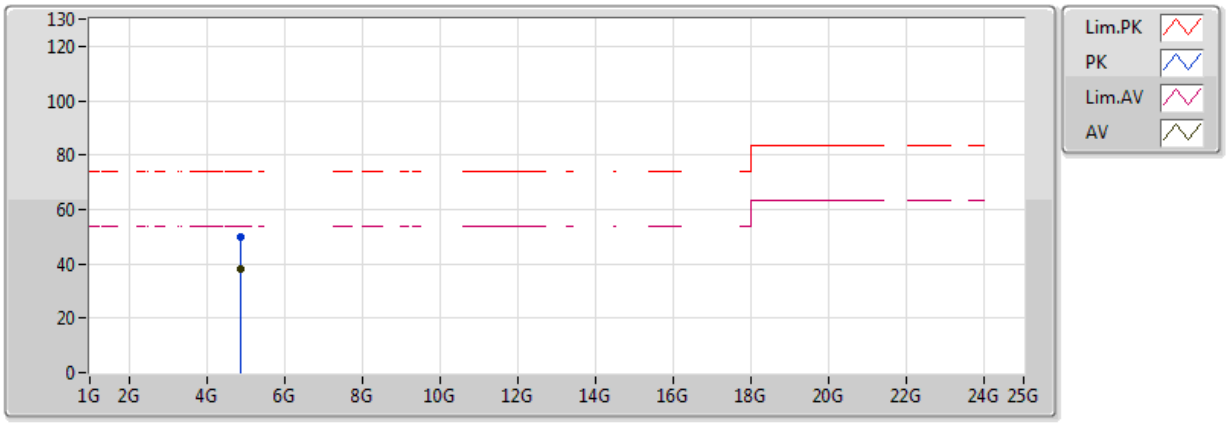

EUT = Z axis

Type	Freq(Hz)	Level(dBuV/m)	Limit(dBuV/m)	Margin(dB)	Factor(dB)	Dist(m)	Pol.(H/V)	Azimuth(°)	Height(m)	Comments
AV	4.874G	38.08	54.00	-15.92	2.55	3	V	127	2.58	-
PK	4.874G	50.06	74.00	-23.94	2.55	3	V	127	2.58	-

802.11ac VHT40_Nss1,(MCS0)_3TX

2437MHz_TX

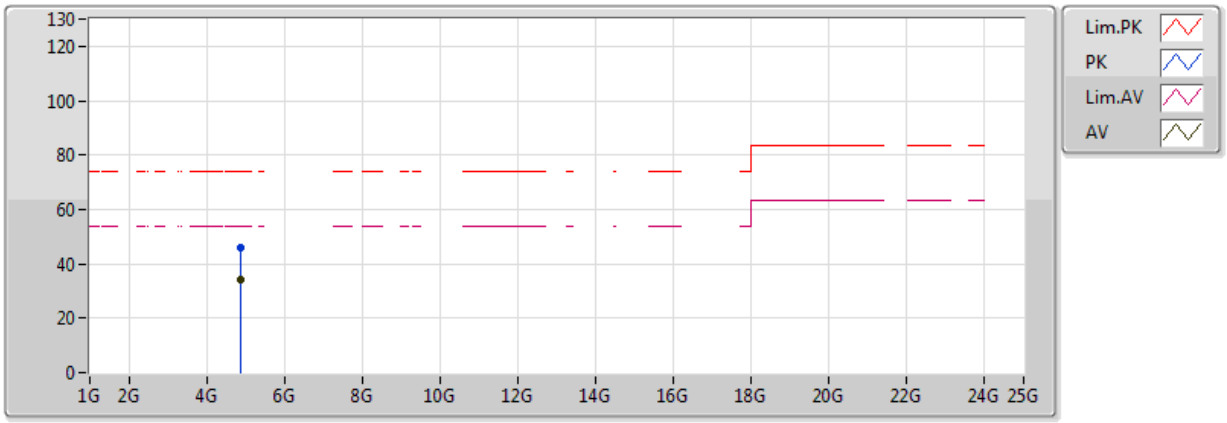

EUT = Z axis

Type	Freq(Hz)	Level(dBuV/m)	Limit(dBuV/m)	Margin(dB)	Factor(dB)	Dist(m)	Pol.(H/V)	Azimuth(°)	Height(m)	Comments
AV	4.874G	34.17	54.00	-19.83	2.55	3	H	360	1.50	-
PK	4.874G	45.91	74.00	-28.09	2.55	3	H	360	1.50	-

802.11ac VHT40_Nss1,(MCS0)_3TX

2452MHz_TX

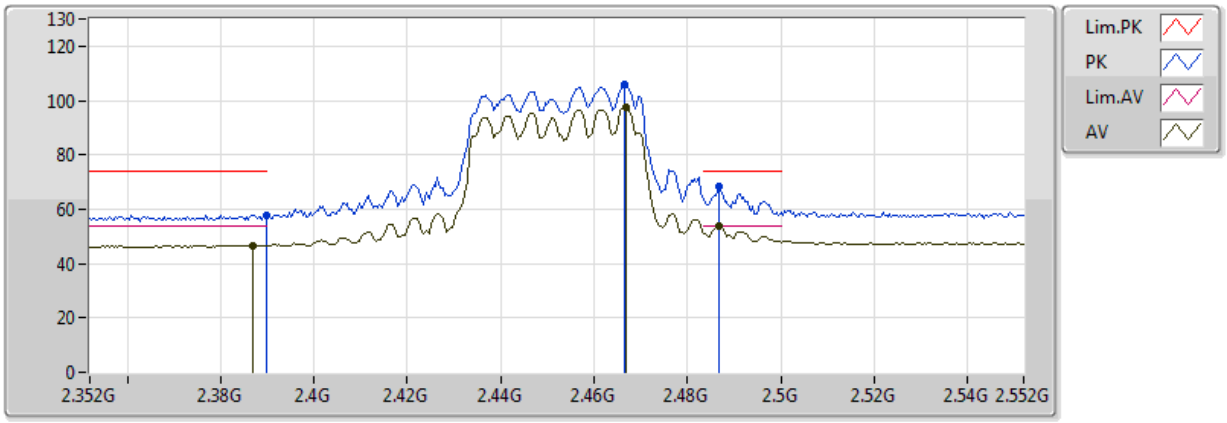

EUT = Z axis

Type	Freq(Hz)	Level(dBuV/m)	Limit(dBuV/m)	Margin(dB)	Factor(dB)	Dist(m)	Pol.(H/V)	Azimuth(°)	Height(m)	Comments
AV	2.3868G	46.76	54.00	-7.24	31.16	3	V	111	1.20	-
AV	2.4668G	97.66	Inf	-Inf	31.46	3	V	111	1.20	-
AV	2.4868G	53.86	54.00	-0.14	31.54	3	V	111	1.20	-
PK	2.39G	57.96	74.00	-16.04	31.17	3	V	111	1.20	-
PK	2.4664G	105.79	Inf	-Inf	31.46	3	V	111	1.20	-
PK	2.4868G	68.55	74.00	-5.45	31.54	3	V	111	1.20	-

802.11ac VHT40_Nss1,(MCS0)_3TX

2452MHz_TX

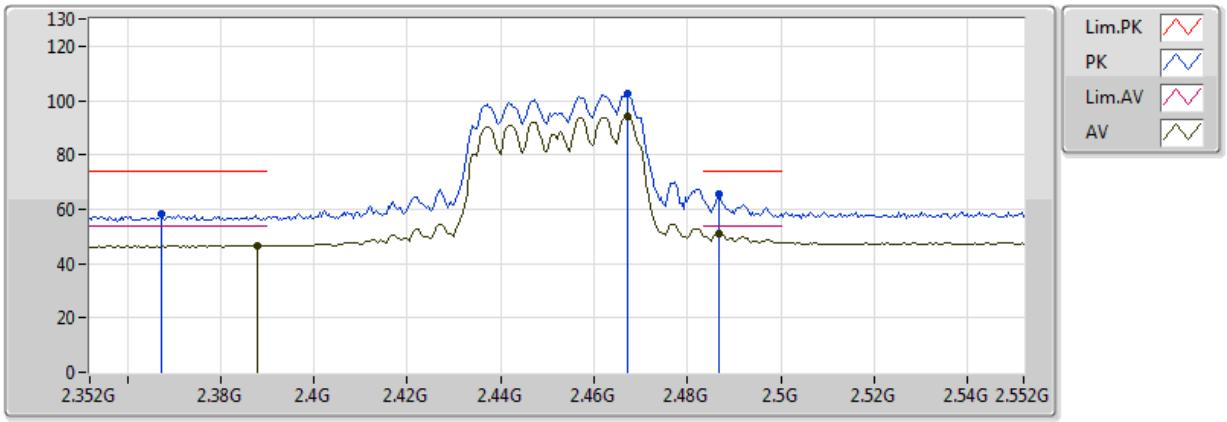

EUT = Z axis

Type	Freq(Hz)	Level(dBuV/m)	Limit(dBuV/m)	Margin(dB)	Factor(dB)	Dist(m)	Pol.(H/V)	Azimuth(°)	Height(m)	Comments
AV	2.388G	46.46	54.00	-7.54	31.16	3	H	168	1.04	-
AV	2.4672G	94.12	Inf	-Inf	31.47	3	H	168	1.04	-
AV	2.4868G	51.06	54.00	-2.94	31.54	3	H	168	1.04	-
PK	2.3672G	58.29	74.00	-15.71	31.08	3	H	168	1.04	-
PK	2.4672G	102.39	Inf	-Inf	31.47	3	H	168	1.04	-
PK	2.4868G	65.38	74.00	-8.62	31.54	3	H	168	1.04	-

802.11ac VHT40_Nss1,(MCS0)_3TX

2452MHz_TX

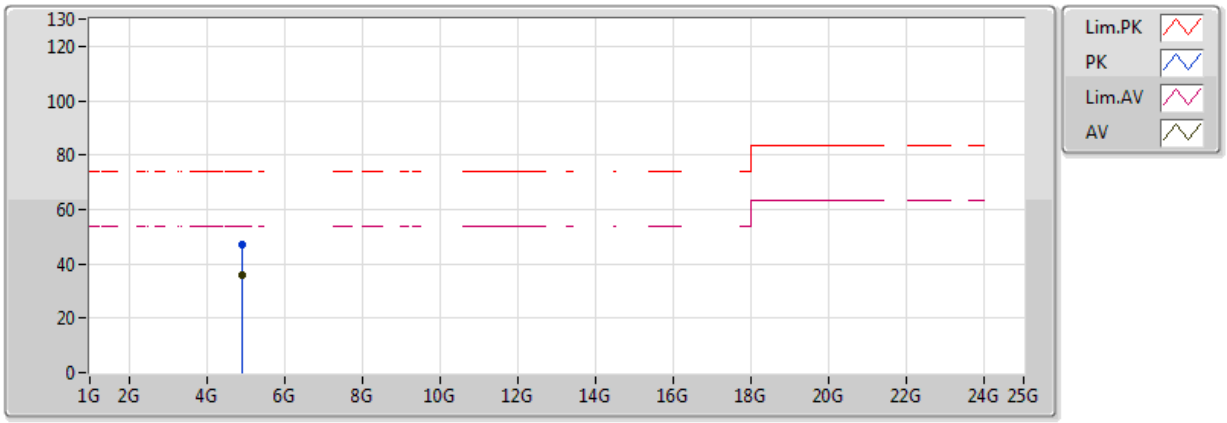

EUT = Z axis

Type	Freq(Hz)	Level(dBuV/m)	Limit(dBuV/m)	Margin(dB)	Factor(dB)	Dist(m)	Pol.(H/V)	Azimuth(°)	Height(m)	Comments
AV	4.904G	36.06	54.00	-17.94	2.60	3	V	132	3.09	-
PK	4.904G	47.32	74.00	-26.68	2.60	3	V	132	3.09	-

802.11ac VHT40_Nss1,(MCS0)_3TX

2452MHz_TX

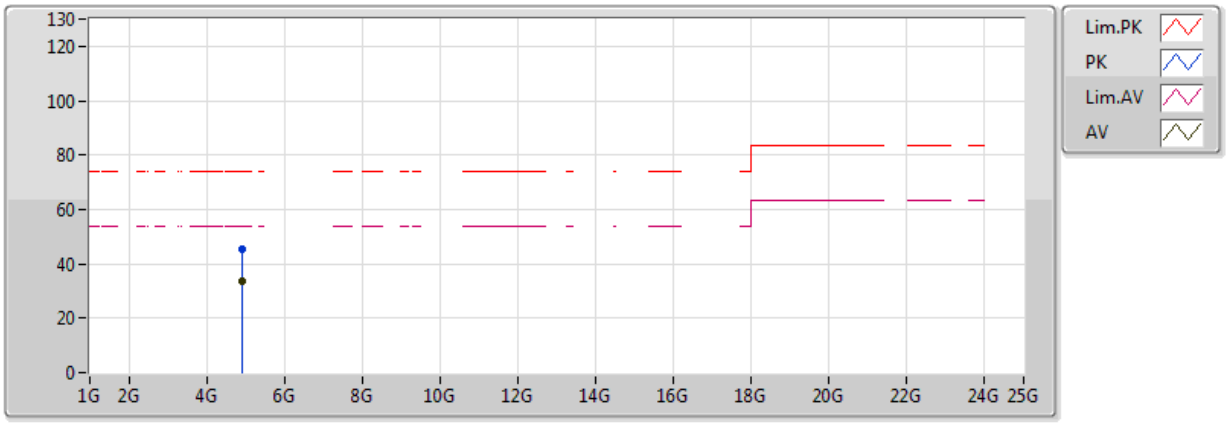

EUT = Z axis

Type	Freq(Hz)	Level(dBuV/m)	Limit(dBuV/m)	Margin(dB)	Factor(dB)	Dist(m)	Pol.(H/V)	Azimuth(°)	Height(m)	Comments
AV	4.904G	33.43	54.00	-20.57	2.60	3	H	360	1.50	-
PK	4.904G	45.12	74.00	-28.88	2.60	3	H	360	1.50	-

Summary

Mode	Result	Type	Freq (Hz)	Level (dBuV/m)	Limit (dBuV/m)	Margin (dB)	Factor (dB)	Dist (m)	Pol. (H/V)	Azimuth (°)	Height (m)	Comments
802.11g_(6Mbps)_3TX	-	-	-	-	-	-	-	-	-	-	-	-
2.4-2.4835GHz	Pass	PK	600.36M	40.73	46.00	-5.27	-1.03	3	H	360	1.00	-

Result

Mode	Result	Type	Freq (Hz)	Level (dBuV/m)	Limit (dBuV/m)	Margin (dB)	Factor (dB)	Dist (m)	Pol. (H/V)	Azimuth (°)	Height (m)	Comments
802.11g_(6Mbps)_3TX	-	-	-	-	-	-	-	-	-	-	-	-
2437MHz	Pass	PK	30M	22.76	40.00	-17.24	-4.06	3	H	360	1.00	-
2437MHz	Pass	PK	39.7M	21.90	40.00	-18.10	-9.10	3	H	360	1.00	-
2437MHz	Pass	PK	224M	20.50	46.00	-25.50	-10.44	3	H	360	1.00	-
2437MHz	Pass	PK	499.48M	27.98	46.00	-18.02	-2.37	3	H	360	1.00	-
2437MHz	Pass	PK	600.36M	40.73	46.00	-5.27	-1.03	3	H	360	1.00	-
2437MHz	Pass	PK	901.06M	33.93	46.00	-12.07	3.37	3	H	360	1.00	-
2437MHz	Pass	PK	70.74M	28.23	40.00	-11.77	-15.04	3	V	0	1.00	-
2437MHz	Pass	PK	97.9M	27.40	43.50	-16.10	-10.70	3	V	0	1.00	-
2437MHz	Pass	PK	274.44M	23.11	46.00	-22.89	-6.81	3	V	0	1.00	-
2437MHz	Pass	PK	600.36M	38.62	46.00	-7.38	-1.03	3	V	0	1.00	-
2437MHz	Pass	PK	701.24M	34.12	46.00	-11.88	-0.05	3	V	0	1.00	-
2437MHz	Pass	PK	800.18M	33.06	46.00	-12.94	1.45	3	V	0	1.00	-

802.11g_(6Mbps)_3RX

2437MHz_PoE

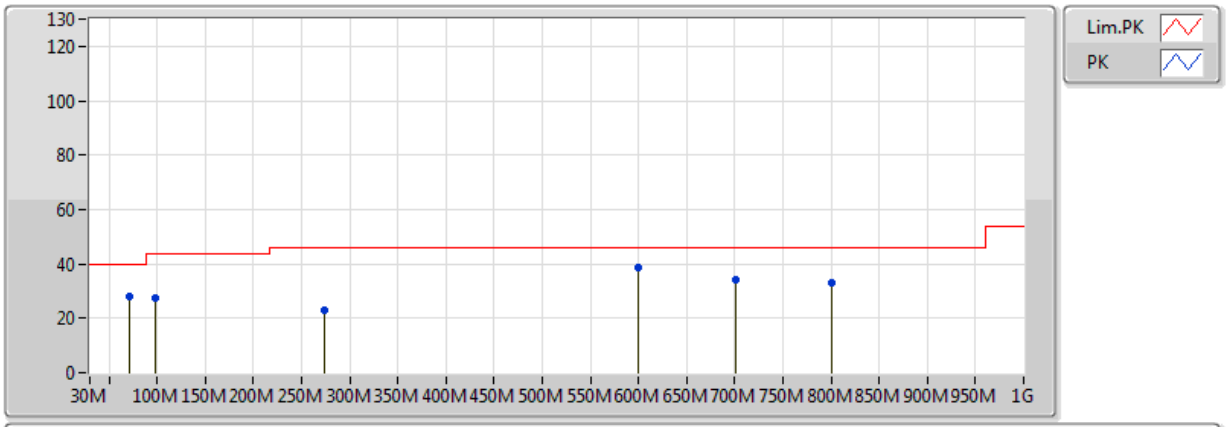

Type	Freq(Hz)	Level(dBuV/m)	Limit(dBuV/m)	Margin(dB)	Factor(dB)	Dist(m)	Pol.(H/V)	Azimuth(°)	Height(m)	Comments
PK	70.74M	28.23	40.00	-11.77	-15.04	3	V	0	1.00	-
PK	97.9M	27.40	43.50	-16.10	-10.70	3	V	0	1.00	-
PK	274.44M	23.11	46.00	-22.89	-6.81	3	V	0	1.00	-
PK	600.36M	38.62	46.00	-7.38	-1.03	3	V	0	1.00	-
PK	701.24M	34.12	46.00	-11.88	-0.05	3	V	0	1.00	-
PK	800.18M	33.06	46.00	-12.94	1.45	3	V	0	1.00	-

802.11g_(6Mbps)_3RX

2437MHz_PoE

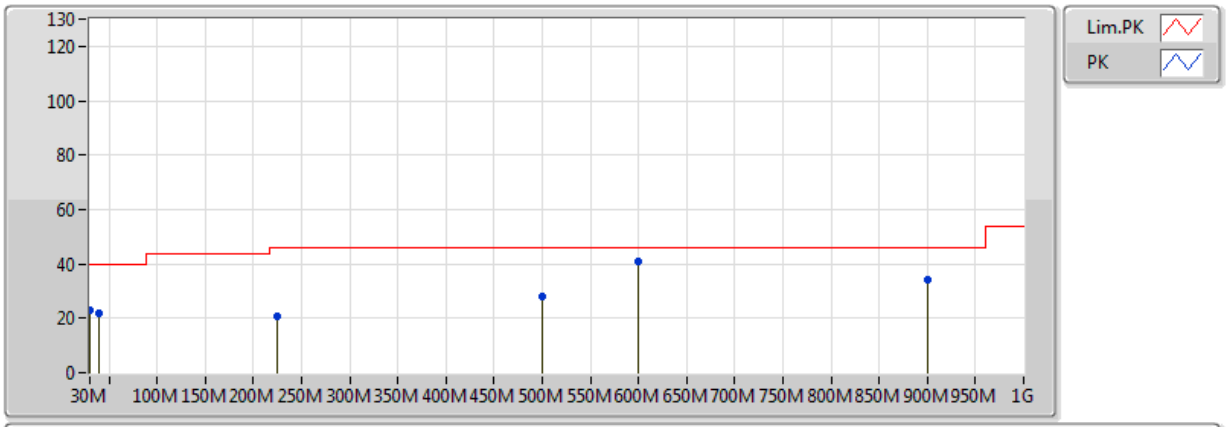

Type	Freq(Hz)	Level(dBuV/m)	Limit(dBuV/m)	Margin(dB)	Factor(dB)	Dist(m)	Pol.(H/V)	Azimuth(°)	Height(m)	Comments
PK	30M	22.76	40.00	-17.24	-4.06	3	H	360	1.00	-
PK	39.7M	21.90	40.00	-18.10	-9.10	3	H	360	1.00	-
PK	224M	20.50	46.00	-25.50	-10.44	3	H	360	1.00	-
PK	499.48M	27.98	46.00	-18.02	-2.37	3	H	360	1.00	-
PK	600.36M	40.73	46.00	-5.27	-1.03	3	H	360	1.00	-
PK	901.06M	33.93	46.00	-12.07	3.37	3	H	360	1.00	-

Summary

Mode	Result	Type	Freq (Hz)	Level (dBuV/m)	Limit (dBuV/m)	Margin (dB)	Factor (dB)	Dist (m)	Pol. (H/V)	Azimuth (°)	Height (m)	Comments
802.11g_(6Mbps)_3TX	-	-	-	-	-	-	-	-	-	-	-	-
2.4-2.4835GHz	Pass	AV	6.86G	37.60	54.00	-16.40	6.39	3	V	109	1.25	-

Result

Mode	Result	Type	Freq (Hz)	Level (dBuV/m)	Limit (dBuV/m)	Margin (dB)	Factor (dB)	Dist (m)	Pol. (H/V)	Azimuth (°)	Height (m)	Comments
802.11g_(6Mbps)_3TX	-	-	-	-	-	-	-	-	-	-	-	-
2437MHz	Pass	AV	1.328G	26.33	54.00	-27.67	-7.10	3	H	282	1.64	-
2437MHz	Pass	AV	3.174G	29.63	54.00	-24.37	-1.80	3	H	244	1.18	-
2437MHz	Pass	AV	6.882G	37.51	54.00	-16.49	6.43	3	H	105	1.63	-
2437MHz	Pass	PK	1.328G	36.69	74.00	-37.31	-7.10	3	H	282	1.64	-
2437MHz	Pass	PK	3.174G	43.82	74.00	-30.18	-1.80	3	H	244	1.18	-
2437MHz	Pass	PK	6.882G	51.66	74.00	-22.34	6.43	3	H	105	1.63	-
2437MHz	Pass	AV	1.472G	25.90	54.00	-28.10	-6.38	3	V	0	1.00	-
2437MHz	Pass	AV	3.054G	29.31	54.00	-24.69	-1.93	3	V	301	1.41	-
2437MHz	Pass	AV	6.86G	37.60	54.00	-16.40	6.39	3	V	109	1.25	-
2437MHz	Pass	PK	1.472G	40.23	74.00	-33.77	-6.38	3	V	0	1.00	-
2437MHz	Pass	PK	3.054G	43.49	74.00	-30.51	-1.93	3	V	301	1.41	-
2437MHz	Pass	PK	6.86G	51.80	74.00	-22.20	6.39	3	V	109	1.25	-

802.11g_(6Mbps)_3RX

2437MHz_RX

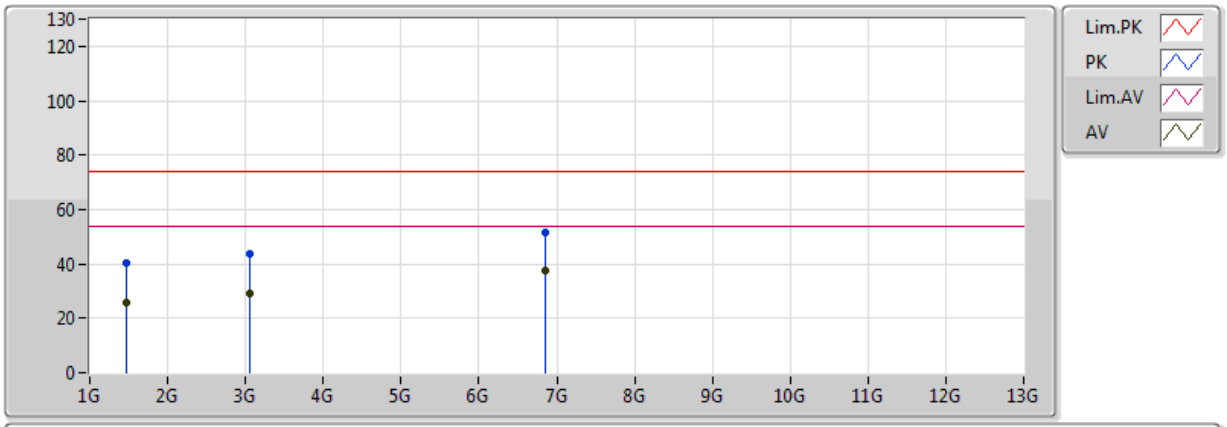

Type	Freq(Hz)	Level(dBuV/m)	Limit(dBuV/m)	Margin(dB)	Factor(dB)	Dist(m)	Pol.(H/V)	Azimuth(°)	Height(m)	Comments
AV	1.472G	25.90	54.00	-28.10	-6.38	3	V	0	1.00	-
AV	3.054G	29.31	54.00	-24.69	-1.93	3	V	301	1.41	-
AV	6.86G	37.60	54.00	-16.40	6.39	3	V	109	1.25	-
PK	1.472G	40.23	74.00	-33.77	-6.38	3	V	0	1.00	-
PK	3.054G	43.49	74.00	-30.51	-1.93	3	V	301	1.41	-
PK	6.86G	51.80	74.00	-22.20	6.39	3	V	109	1.25	-

802.11g_(6Mbps)_3RX

2437MHz_RX

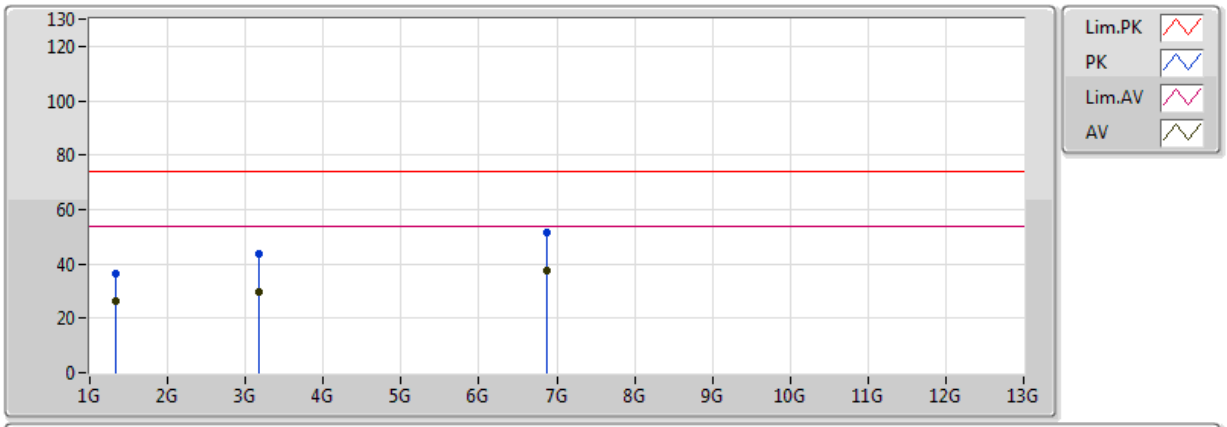

Type	Freq(Hz)	Level(dBuV/m)	Limit(dBuV/m)	Margin(dB)	Factor(dB)	Dist(m)	Pol.(H/V)	Azimuth(°)	Height(m)	Comments
AV	1.328G	26.33	54.00	-27.67	-7.10	3	H	282	1.64	-
AV	3.174G	29.63	54.00	-24.37	-1.80	3	H	244	1.18	-
AV	6.882G	37.51	54.00	-16.49	6.43	3	H	105	1.63	-
PK	1.328G	36.69	74.00	-37.31	-7.10	3	H	282	1.64	-
PK	3.174G	43.82	74.00	-30.18	-1.80	3	H	244	1.18	-
PK	6.882G	51.66	74.00	-22.34	6.43	3	H	105	1.63	-