NCC RADIO TEST REPORT

Equipment	:	AC1200 全家庭 Mesh Wi-Fi 延伸器
Brand Name	:	tp-link
Model Name	:	Deco M3W
Applicant	:	聯洲國際有限公司 新北市板橋區中山路一段 156 號 13 樓
Manufacturer	:	普聯技術有限公司 深圳市南山區深南路科技園工業廠房 24 棟南段 1,3,4,5 層，28 棟 1-4 層
Standard	:	LP0002 Section 3.10.1 (2018-01-10)

The product was received on Oct. 09, 2018, and testing was started from Oct. 22, 2018 and completed on Dec. 06, 2018. We, SPORTON INTERNATIONAL INC. EMC & Wireless Communications Laboratory, would like to declare that the tested sample has been evaluated in accordance with the procedures given in ANSI C63.10-2013 and shown compliance with the applicable technical standards.

The report must not be used by the client to claim product certification, approval, or endorsement by TAF or any agency of government.

The test results in this report apply exclusively to the tested model / sample. Without written approval of SPORTON INTERNATIONAL INC. EMC & Wireless Communications Laboratory, the test report shall not be reproduced except in full.

Approved by: Sam Chen

SPORTON INTERNATIONAL INC. EMC & Wireless Communications Laboratory
No. 52, Huaya 1st Rd., Guishan Dist., Taoyuan City, Taiwan (R.O.C.)

Table of Contents

History of this test report **3**

Summary of Test Result **4**

1 General Description **5**

1.1 Information 5
1.2 Testing Applied Standards 7
1.3 Testing Location Information 7
1.4 Measurement Uncertainty 8

2 Test Configuration of EUT **9**

2.1 Test Channel Mode 9
2.2 The Worst Case Measurement Configuration 11
2.3 EUT Operation during Test 12
2.4 Accessories 13
2.5 Support Equipment 13
2.6 Test Setup Diagram 14

3 Transmitter Test Result **18**

3.1 AC Power-line Conducted Emissions 18
3.2 DTS Bandwidth 20
3.3 Maximum Conducted Output Power 21
3.4 Power Spectral Density 24
3.5 Emissions in Non-restricted Frequency Bands 26
3.6 Emissions in Restricted Frequency Bands 27

4 Test Equipment and Calibration Data **32**

Appendix A. Test Results of AC Power-line Conducted Emissions

Appendix B. Test Results of DTS Bandwidth

Appendix C. Test Results of Maximum Conducted Output Power

Appendix D. Test Results of Power Spectral Density

Appendix E. Test Results of Emissions in Non-restricted Frequency Bands

Appendix F. Test Results of Emissions in Restricted Frequency Bands

Appendix G. Test Photos

Photographs of EUT v01

History of this test report

Report No.	Version	Description	Issued Date
TR8O0501AA	01	Initial issue of report	Mar. 13, 2019

Summary of Test Result

Report Clause	Ref Std. Clause	Test Items	Result (PASS/FAIL)	Remark
1.1.2	3.10.1.4	Antenna Requirement	PASS	-
3.1	2.3	AC Power-line Conducted Emissions	PASS	-
3.2	3.10.1.6	DTS Bandwidth	PASS	-
3.3	3.10.1.2	Maximum Conducted Output Power	PASS	-
3.4	3.10.1.6	Power Spectral Density	PASS	-
3.5	3.10.1.5	Emissions in Non-restricted Frequency Bands	PASS	-
3.6	3.10.1.5	Emissions in Restricted Frequency Bands	PASS	-

Declaration of Conformity:

The test results with all measurement uncertainty excluded are presented in accordance with the regulation limits or requirements declared by manufacturers.

Comments and Explanations:

The declared of product specification for EUT presented in the report are provided by the manufacturer, and the manufacturer takes all the responsibilities for the accuracy of product specification.

Reviewed by: Sam Chen
Report Producer: Sandy Chuang

1 General Description

1.1 Information

1.1.1 RF General Information

Frequency Range (MHz)	IEEE Std. 802.11	Ch. Frequency (MHz)	Channel Number
2400-2483.5	b, g, n (HT20)	2412-2462	1-11 [11]
2400-2483.5	n (HT40)	2422-2452	3-9 [7]

Band	Mode	BWch (MHz)	Nant
2.4-2.4835GHz	802.11b	20	2TX
2.4-2.4835GHz	802.11g	20	2TX
2.4-2.4835GHz	802.11n HT20	20	2TX
2.4-2.4835GHz	802.11n HT40	40	2TX

Note:
- 11b mode uses a combination of DSSS-DBPSK, DQPSK, CCK modulation.
- 11g, HT20 and HT40 use a combination of OFDM-BPSK, QPSK, 16QAM, 64QAM modulation.
- BWch is the nominal channel bandwidth.
- Nss-Min is the minimum number of spatial streams.
- Nant is the number of outputs. e.g., 2(2,3) means have 2 outputs for port 2 and port 3. 2 means have 2 outputs for port 1 and port 2.

1.1.2 Antenna Information

Ant.	Port		Brand	Model Name	Antenna Type	Connector	Gain (dBi)	
	2.4GHz	5GHz					2.4GHz	5GHz
1	1	2	TP-LINK	N/A	Printed Ant.	N/A	2.5	3.0
2	2	1	TP-LINK	N/A	Printed Ant.	N/A	2.5	3.0

Note: The above information was declared by manufacturer.

<For 2.4GHz Band>

For IEEE 802.11b/g/n mode (2TX/2RX)

Port 1 and Port 2 can be used as transmitting/receiving antenna.

Port 1 and Port 2 could transmit/receive simultaneously.

<For 5GHz Band>

For IEEE 802.11a/n/ac mode (2TX/2RX)

Port 1 and Port 2 can be used as transmitting/receiving antenna.

Port 1 and Port 2 could transmit/receive simultaneously.

1.1.3 Mode Test Duty Cycle

Mode	DC	DCF(dB)	T(s)	VBW(Hz) ≥ 1/T
802.11b	1	0	n/a (DC>=0.98)	n/a (DC>=0.98)
802.11g	1	0	n/a (DC>=0.98)	n/a (DC>=0.98)
802.11n HT20	1	0	n/a (DC>=0.98)	n/a (DC>=0.98)
802.11n HT40	1	0	n/a (DC>=0.98)	n/a (DC>=0.98)

1.1.4 EUT Operational Condition

EUT Power Type	From Internal Power Supply			
Beamforming Function	☐	With beamforming	☒	Without beamforming
Function	☒	Point-to-multipoint	☐	Point-to-point
Test Software Version	QATool_Dbg 0.0.0.70			

Note: The above information was declared by manufacturer.

1.2 Testing Applied Standards

According to the specifications of the manufacturer, the EUT must comply with the requirements of the following standards:

- NCC LP0002 (2018-01-10)
- ANSI C63.10-2013
- FCC KDB 558074 D01 v05r01
- FCC KDB 662911 D01 v02r01

1.3 Testing Location Information

Testing Location							
☐	HWA YA	ADD	:	No. 52, Huaya 1st Rd., Guishan Dist., Taoyuan City, Taiwan (R.O.C.)			
		TEL	:	886-3-327-3456	FAX	:	886-3-327-0973
☒	JHUBEI	ADD	:	No.8, Lane 724, Bo-ai St., Jhubei City, HsinChu County 302, Taiwan, R.O.C.			
		TEL	:	886-3-656-9065	FAX	:	886-3-656-9085

Test Condition	Test Site No.	Test Engineer	Test Environment	Test Date
RF Conducted	TH01-CB	Owen Hsu	23°C / 53%	Oct. 24, 2018~ Nov. 02, 2018
Radiated below 1GHz (Intentional-CTX)	03CH01-CB	Welson Chen	22°C / 54%	Oct. 24, 2018~ Dec. 06, 2018
Radiated below 1GHz (Unintentional-Normal Link)	03CH01-CB	Jeff Wu	22°C / 54%	Oct. 22, 2018~ Oct. 31, 2018
Radiated above 1GHz (Unintentional 1GHz~5th Harmonic)	03CH01-CB	Jeff Wu	22°C / 54%	Oct. 22, 2018~ Oct. 31, 2018
Radiated above 1GHz (Intentional 1GHz~10th Harmonic)	03CH01-CB	Welson Chen	22°C / 54%	Oct. 24, 2018~ Dec. 06, 2018
AC Conduction	CO01-CB	GN Hou	23°C / 61%	Oct. 24, 2018

Test site Designation No. TW0006 with FCC.
Test site registered number IC 4086B with Industry Canada.

1.4 Measurement Uncertainty

ISO/IEC 17025 requires that an estimate of the measurement uncertainties associated with the emissions test results be included in the report. The measurement uncertainties given below are based on a 95% confidence level (based on a coverage factor (k=2)

Test Items	Uncertainty	Remark
Conducted Emission (150kHz ~ 30MHz)	3.2 dB	Confidence levels of 95%
Radiated Emission (30MHz ~ 1,000MHz)	3.6 dB	Confidence levels of 95%
Radiated Emission (1GHz ~ 18GHz)	3.7 dB	Confidence levels of 95%
Radiated Emission (18GHz ~ 40GHz)	3.5 dB	Confidence levels of 95%
Conducted Emission	1.7 dB	Confidence levels of 95%
Output Power Measurement	1.33 dB	Confidence levels of 95%
Power Density Measurement	1.27 dB	Confidence levels of 95%
Bandwidth Measurement	9.74×10^{-8}	Confidence levels of 95%

2 Test Configuration of EUT

2.1 Test Channel Mode

Mode	PowerSetting
802.11b_Nss1,(1Mbps)_2TX	-
2412MHz	21
2417MHz	21
2422MHz	24
2427MHz	24
2432MHz	25
2437MHz	25
2442MHz	25
2447MHz	24
2452MHz	24
2457MHz	20
2462MHz	20
802.11g_Nss1,(6Mbps)_2TX	-
2412MHz	1D
2417MHz	22
2422MHz	24
2427MHz	25
2437MHz	25
2447MHz	25
2452MHz	22
2457MHz	20
2462MHz	1B
802.11n HT20_Nss1,(MCS0)_2TX	-
2412MHz	1C
2417MHz	21
2422MHz	25
2437MHz	25
2447MHz	25
2452MHz	22
2457MHz	1F
2462MHz	1A
802.11n HT40_Nss1,(MCS0)_2TX	-
2422MHz	12
2427MHz	13
2432MHz	15
2437MHz	16

Mode	PowerSetting
2442MHz	14
2447MHz	11
2452MHz	0E

2.2 The Worst Case Measurement Configuration

The Worst Case Mode for Following Conformance Tests	
Tests Item	AC power-line conducted emissions
Condition	AC power-line conducted measurement for line and neutral
Operating Mode	Unintentional - Normal Link
1	Extender Mode

The Worst Case Mode for Following Conformance Tests	
Tests Item	DTS Bandwidth Maximum Conducted Output Power Power Spectral Density Emissions in Non-restricted Frequency Bands
Test Condition	Conducted measurement at transmit chains

The Worst Case Mode for Following Conformance Tests	
Tests Item	Emissions in Restricted Frequency Bands
Test Condition	Radiated measurement If EUT consist of multiple antenna assembly (multiple antenna are used in EUT regardless of spatial multiplexing MIMO configuration), the radiated test should be performed with highest antenna gain of each antenna type.
Operating Mode < 1GHz	Intentional - CTX
The EUT was performed at Y axis and Z axis position for Emissions in Restricted Frequency Bands intentional above 1GHz, and the worst case was found at Y axis. So the measurement will follow this same test configuration.	
1	2.4GHz + Place EUT in Y axis
2	5GHz + Place EUT in Y axis
For operating mode 2 is the worst case and it was record in this test report.	
Operating Mode < 1GHz	Unintentional - Normal Link
1	Extender Mode_Place EUT in Y axis
2	Extender Mode_Place EUT in Z axis
For operating mode 2 is the worst case and it was record in this test report.	
Operating Mode > 1GHz Unintentional 1GHz~5th	Unintentional - Normal Link
The EUT was performed at Y axis and Z axis position for Emissions in Restricted Frequency Bands unintentional below 1GHz, and the worst case was found at Z axis. So the measurement will follow this same test configuration	
1	Extender Mode_Place EUT in Z axis
perating Mode > 1GHz Intentional 1GHz~10th	Intentional - CTX
The EUT can be placed in Y-axis and Z-axis. After evaluating, “Y axis” generated the worst test result, so the measurement will follow this same test configuration.	
1	Place EUT in Y axis

2.3 EUT Operation during Test

For CTX Mode:

The EUT was programmed to be in continuously transmitting mode.

For Normal Link:

During the test, the EUT operation to normal function.

2.4 Accessories

N/A

2.5 Support Equipment

For Test Site No: CO01-CB: Unintentional - Normal Link

Support Equipment				
No.	**Equipment**	**Brand Name**	**Model Name**	**FCC ID**
1	NB	DELL	E6430	N/A
2	NB	DELL	E6430	N/A
3	AP Router	ASUS	RP-N53	MSQ-RPN53

For Test Site No: 03CH01-CB (below 1GHz): Unintentional – Normal Link
For Test Site No: 03CH01-CB (above 1GHz): Unintentional – Normal Link 1~5th

Support Equipment				
No.	**Equipment**	**Brand Name**	**Model Name**	**FCC ID**
1	NB	DELL	E4300	N/A
2	NB	DELL	E4300	N/A
3	WLAN AP	Netgear	R7500	PY314300288

For Test Site No: 03CH01-CB (below 1GHz): Intentional - CTX

Support Equipment				
No.	**Equipment**	**Brand Name**	**Model Name**	**FCC ID**
1	NB	DELL	E4300	N/A
2	Test fixture	TP-Link	WA820RE_Ethernet 1.0	N/A

For Test Site No: 03CH01-CB (above 1GHz): Intentional – CTX 1~10th and TH01-CB

Support Equipment				
No.	**Equipment**	**Brand Name**	**Model Name**	**FCC ID**
1	NB	DELL	E4300	N/A
2	Test fixture	TP-Link	WA820RE_Ethernet 1.0	N/A

2.6 Test Setup Diagram

Test Setup Diagram – AC Line Conducted Emission Test

Operating Mode: Unintentional - Normal Link

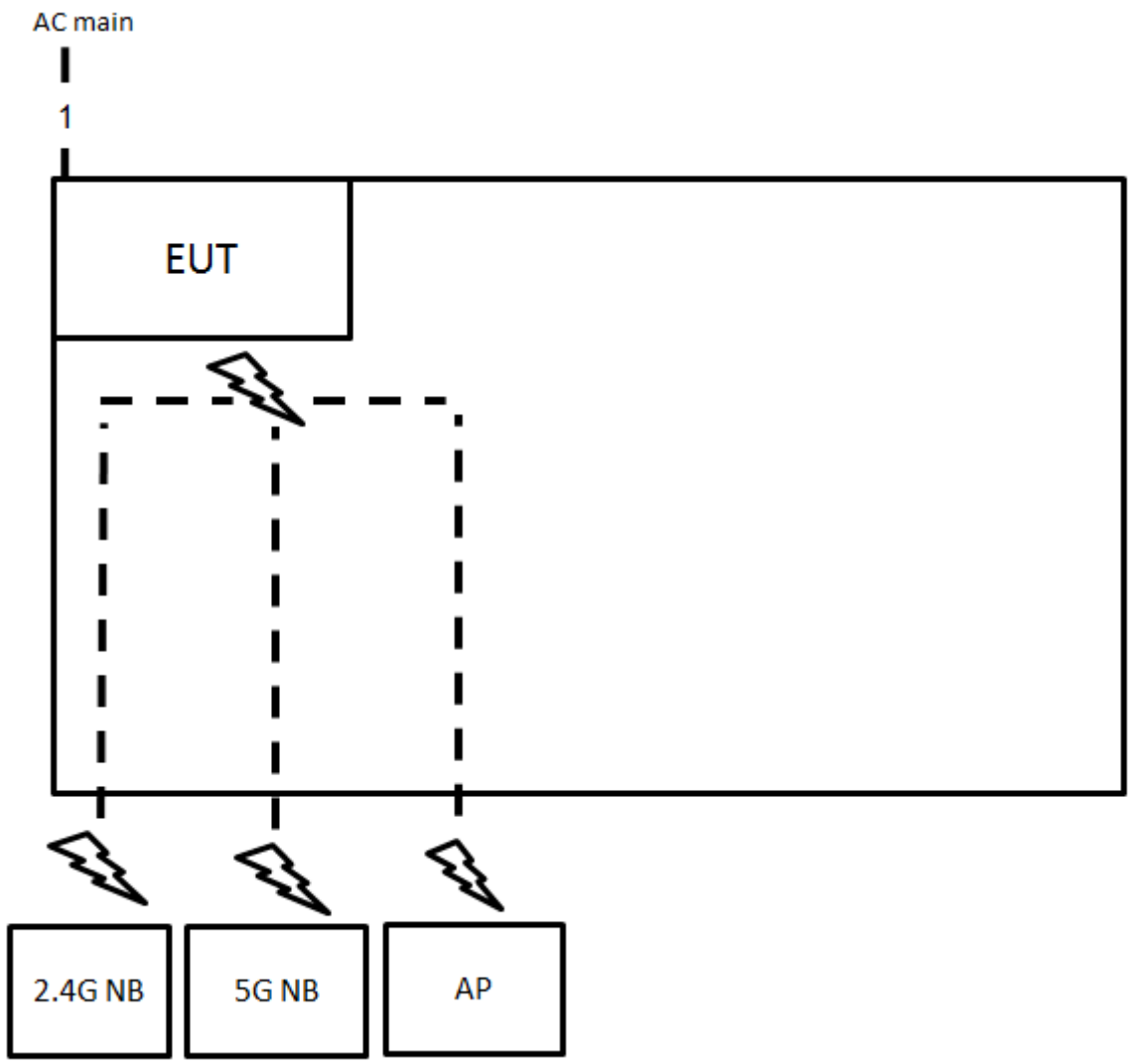

Item	Connection	Shielded	Length
1	Power cable	No	0.8m

Test Setup Diagram - Radiated Test

Operating Mode: Radiated Test < 1GHz: Unintentional – Normal Link
Operating Mode: Radiated Test > 1GHz: Unintentional – Normal Link 1~5th

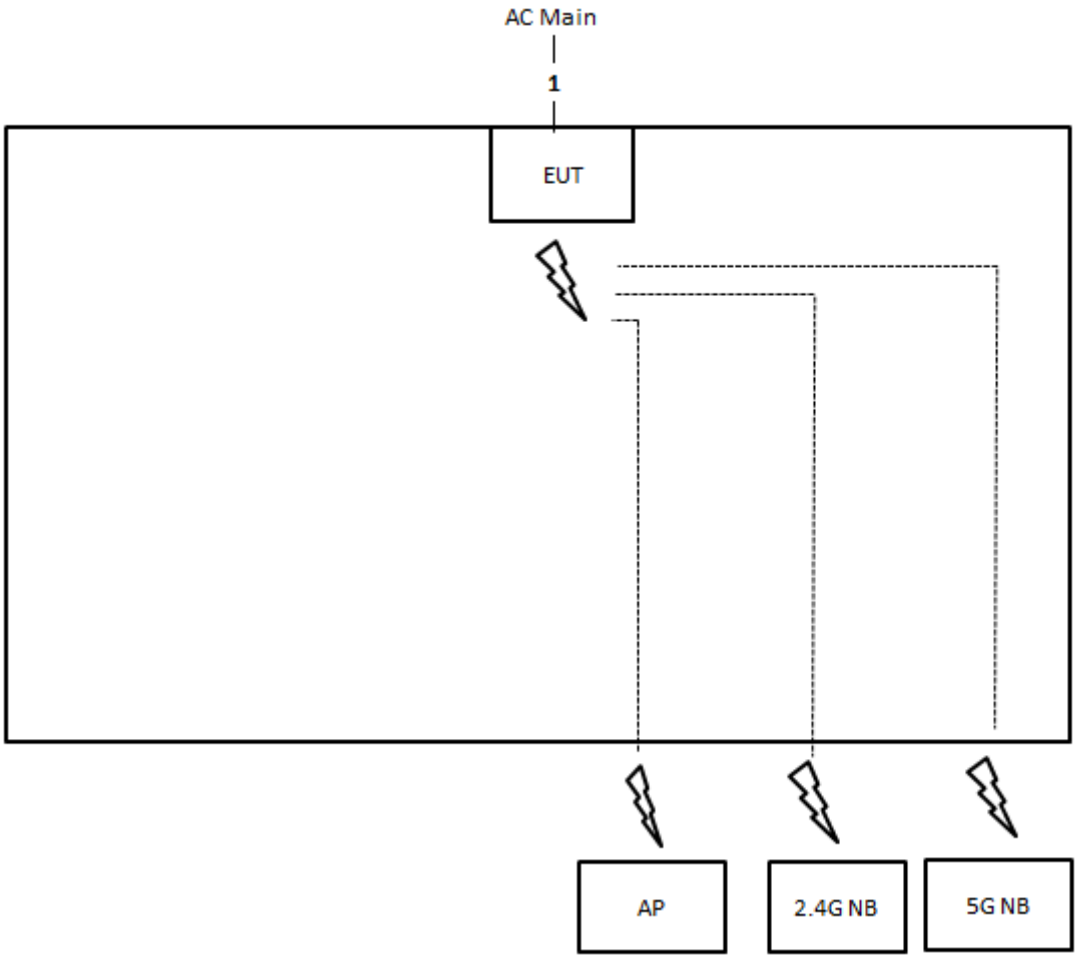

Item	Connection	Shielded	Length
1	Power cable	No	0.8m

Test Setup Diagram - Radiated Test

Operating Mode: Radiated Test < 1GHz: Intentional - CTX

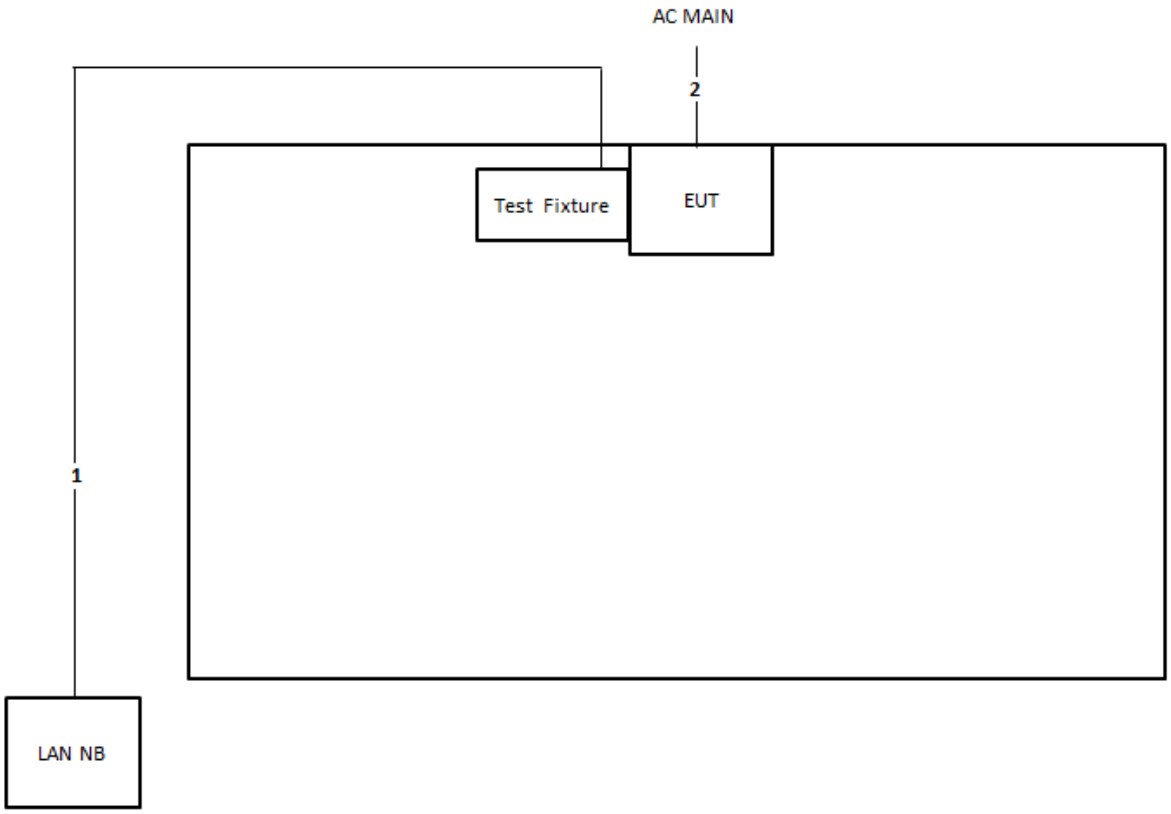

Item	Connection	Shielded	Length
1	RJ-45 cable	No	10m
2	Power cable	No	0.8 m

Test Setup Diagram - Radiated Test

Operating Mode: Radiated Test > 1GHz: Intentional - CTX 1~10th

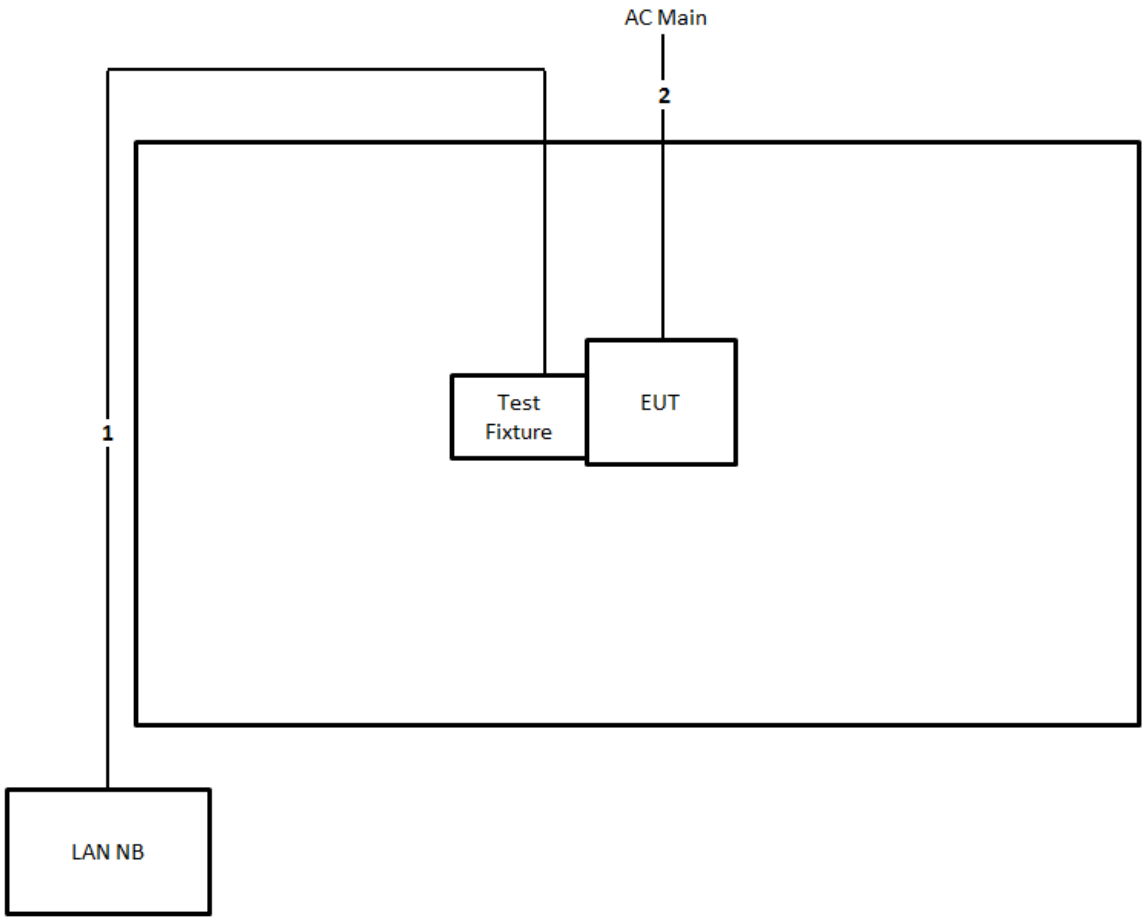

Item	Connection	Shielded	Length
1	RJ-45 cable	No	10m
2	Power cable	No	0.8 m

3 Transmitter Test Result

3.1 AC Power-line Conducted Emissions

3.1.1 AC Power-line Conducted Emissions Limit

AC Power-line Conducted Emissions Limit		
Frequency Emission (MHz)	**Quasi-Peak**	**Average**
0.15-0.5	66 - 56 *	56 - 46 *
0.5-5	56	46
5-30	60	50
Note 1: * Decreases with the logarithm of the frequency.		

3.1.2 Measuring Instruments

Refer a test equipment and calibration data table in this test report.

3.1.3 Test Procedures

Test Method
☒ Refer as ANSI C63.10-2013, clause 6.2 for AC power-line conducted emissions.

3.1.4 Test Setup

AC Power-line Conducted Emissions

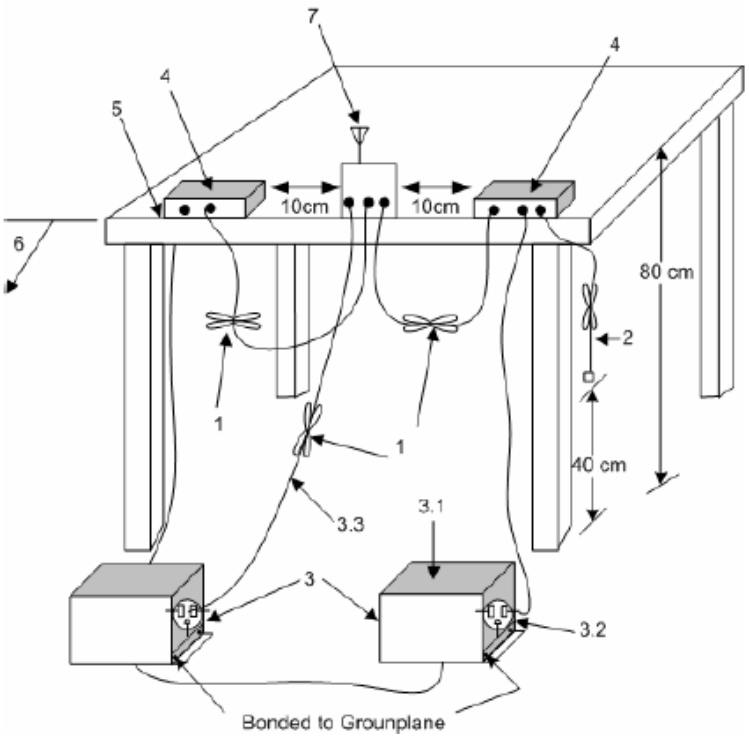

1—Interconnecting cables that hang closer than 40 cm to the ground plane shall be folded back and forth in the center forming a bundle 30 cm to 40 cm long.
2—The I/O cables that are not connected to an accessory shall be bundled in the center. The end of the cable may be terminated, if required, using the correct terminating impedance. The overall length shall not exceed 1 m.
3—EUT connected to one LISN. Unused LISN measuring port connectors shall be terminated in 50 Ω loads. LISN may be placed on top of, or immediately beneath, reference ground plane.
3.1—All other equipment powered from additional LISN(s).
3.2—A multiple-outlet strip may be used for multiple power cords of non-EUT equipment.
3.3—LISN at least 80 cm from nearest part of EUT chassis.
4—Non-EUT components of EUT system being tested.
5—Rear of EUT, including peripherals, shall all be aligned and flush with edge of tabletop.
6—Edge of tabletop shall be 40 cm removed from a vertical conducting plane that is bonded to the ground plane.
7—Antenna can be integral or detachable. If detachable, then the antenna shall be attached for this test.

3.1.5 Test Result of AC Power-line Conducted Emissions

Refer as Appendix A

3.2 DTS Bandwidth

3.2.1 6dB Bandwidth Limit

6dB Bandwidth Limit
Systems using digital modulation techniques:
▪ 6 dB bandwidth ≥ 500 kHz.

3.2.2 Measuring Instruments

Refer a test equipment and calibration data table in this test report.

3.2.3 Test Procedures

Test Method	
▪ For the emission bandwidth shall be measured using one of the options below:	
	☒ Refer as FCC KDB 558074, clause 8.2 & C63.10 clause 11.8.1 Option 1 for 6 dB bandwidth measurement.
	☐ Refer as FCC KDB 558074, clause 8.2 & C63.10 clause 11.8.2 Option 2 for 6 dB bandwidth measurement.
	☐ Refer as ANSI C63.10, clause 6.9.1 for occupied bandwidth testing.

3.2.4 Test Setup

Emission Bandwidth
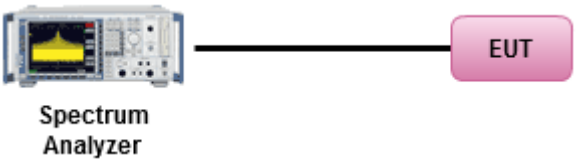

3.2.5 Test Result of Emission Bandwidth

Refer as Appendix B

3.3 Maximum Conducted Output Power

3.3.1 Maximum Conducted Output Power Limit

Maximum Conducted Output Power Limit		
	▪ If $G_{TX} \leq 6$ dBi, then $P_{Out} \leq 30$ dBm (1 W)	
	▪ Point-to-multipoint systems (P2M): If $G_{TX} > 6$ dBi, then $P_{Out} = 30 – (G_{TX} – 6)$ dBm	
	▪ Point-to-point systems (P2P): If $G_{TX} > 6$ dBi, then $P_{Out} = 30 – (G_{TX} – 6)/3$ dBm	
	▪ Smart antenna system (SAS):	
		- Single beam: If $G_{TX} > 6$ dBi, then $P_{Out} = 30 – (G_{TX} – 6)/3$ dBm
		- Overlap beam: If $G_{TX} > 6$ dBi, then $P_{Out} = 30 – (G_{TX} – 6)/3$ dBm
		- Aggregate power on all beams: If $G_{TX} > 6$ dBi, then $P_{Out} = 30 – (G_{TX} – 6)/3 + 8$dB dBm
P_{Out} = maximum peak conducted output power or maximum conducted output power in dBm, **G_{TX}** = the maximum transmitting antenna directional gain in dBi.		

3.3.2 Measuring Instruments

Refer a test equipment and calibration data table in this test report.

3.3.3 Test Procedures

Test Method	
▪ Maximum Peak Conducted Output Power	
	☐ Refer as FCC KDB 558074, clause 8.3.1.1 & C63.10 clause 11.9.1.1 (RBW ≥ EBW method).
	☐ Refer as FCC KDB 558074, clause 8.3.1.3 & C63.10 clause 11.9.1.3 (peak power meter).
▪ Maximum Conducted Output Power	
	[duty cycle ≥ 98% or external video / power trigger]
	☐ Refer as FCC KDB 558074, clause 8.3.2.2 & C63.10 clause 11.9.2.2.2 Method AVGSA-1.
	☐ Refer as FCC KDB 558074, clause 8.3.2.2 & C63.10 clause 11.9.2.2.3 Method AVGSA-1A. (alternative)
	duty cycle < 98% and average over on/off periods with duty factor
	☐ Refer as FCC KDB 558074, clause 8.3.2.2 & C63.10 clause 11.9.2.2.4 Method AVGSA-2.
	☐ Refer as FCC KDB 558074, clause 8.3.2.2 & C63.10 clause 11.9.2.2.5 Method AVGSA-2A (alternative)
	☐ Refer as FCC KDB 558074, clause 8.3.2.2 & C63.10 clause 11.9.2.2.6 Method AVGSA-3
	☐ Refer as FCC KDB 558074, clause 8.3.2.2 & C63.10 clause 11.9.2.2.7 Method AVGSA-3A (alternative)
	Measurement using a power meter (PM)
	☒ Refer as FCC KDB 558074, clause 8.3.2.3 & C63.10 clause 11.9.2.3.1 Method AVGPM (using an RF average power meter).
	☐ Refer as FCC KDB 558074, clause 8.3.2.3 & C63.10 clause 11.9.2.3.2 Method AVGPM-G (using an gate RF average power meter).
▪ For conducted measurement.	
	▪ If the EUT supports multiple transmit chains using options given below: Refer as FCC KDB 662911, In-band power measurements. Using the measure-and-sum approach, measured all transmit ports individually. Sum the power (in linear power units e.g., mW) of all ports for each individual sample and save them.
	▪ If multiple transmit chains, EIRP calculation could be following as methods: $P_{total} = P_1 + P_2 + \ldots + P_n$ (calculated in linear unit [mW] and transfer to log unit [dBm]) $EIRP_{total} = P_{total} + DG$

3.3.4 Test Setup

Maximum Conducted Output Power (Spectrum Analyzer)

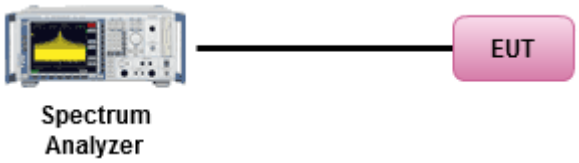

3.3.5 Test Result of Maximum Conducted Output Power

Refer as Appendix C

3.4 Power Spectral Density

3.4.1 Power Spectral Density Limit

Power Spectral Density Limit
▪ Power Spectral Density (PSD) ≤ 8 dBm/3kHz

3.4.2 Measuring Instruments

Refer a test equipment and calibration data table in this test report.

3.4.3 Test Procedures

Test Method			
▪ Peak power spectral density procedures that the same method as used to determine the conducted output power. If maximum peak conducted output power was measured to demonstrate compliance to the output power limit, then the peak PSD procedure below (Method PKPSD) shall be used. If maximum conducted output power was measured to demonstrate compliance to the output power limit, then one of the average PSD procedures shall be used, as applicable based on the following criteria (the peak PSD procedure is also an acceptable option).			
	☒ Refer as FCC KDB 558074, clause 8.4 & C63.10 clause 11.10.2 Method PKPSD.		
	[duty cycle ≥ 98% or external video / power trigger]		
	☐ Refer as FCC KDB 558074, clause 8.4 & C63.10 clause 11.10.3 Method AVGPSD-1.		
	☐ Refer as FCC KDB 558074, clause 8.4 & C63.10 clause 11.10.5 Method AVGPSD-2.		
	☐ Refer as FCC KDB 558074, clause 8.4 & C63.10 clause 11.10.7 Method AVGPSD-3.		
	duty cycle < 98% and average over on/off periods with duty factor		
	☐ Refer as FCC KDB 558074, clause 8.4 & C63.10 clause 11.10.4 Method AVGPSD-1A. (alternative).		
	☐ Refer as FCC KDB 558074, clause 8.4 & C63.10 clause 11.10.6 Method AVGPSD-2A. (alternative)		
	☐ Refer as FCC KDB 558074, clause 8.4 & C63.10 clause 11.10.8 Method AVGPSD-3A. (alternative)		
▪ For conducted measurement.			
	▪ If The EUT supports multiple transmit chains using options given below:		
		☒ Option 1: Measure and sum the spectra across the outputs. Refer as FCC KDB 662911, In-band power spectral density (PSD). Sample all transmit ports simultaneously using a spectrum analyzer for each transmit port. Where the trace bin-by-bin of each transmit port summing can be performed. (i.e., in the first spectral bin of output 1 is summed with that in the first spectral bin of output 2 and that from the first spectral bin of output 3, and so on up to the NTX output to obtain the value for the first frequency bin of the summed spectrum.). Add up the amplitude (power) values for the different transmit chains and use this as the new data trace.	
		☐ Option 2: Measure and sum spectral maxima across the outputs. With this technique, spectra are measured at each output of the device at the required resolution bandwidth. The maximum value (peak) of each spectrum is determined. These maximum values are then summed mathematically in linear power units across the outputs. These operations shall be performed separately over frequency spans that have different out-of-band or spurious emission limits,	

		☐ Option 3: Measure and add 10 log(N) dB, where N is the number of transmit chains. Refer as FCC KDB 662911, In-band power spectral density (PSD). Performed at each transmit chains and each transmit chains shall be compared with the limit have been reduced with 10 log(N). Or each transmit chains shall be add 10 log(N) to compared with the limit.

3.4.4 Test Setup

Power Spectral Density



3.4.5 Test Result of Power Spectral Density

Refer as Appendix D

3.5 Emissions in Non-restricted Frequency Bands

3.5.1 Emissions in Non-restricted Frequency Bands Limit

Un-restricted Band Emissions Limit	
RF output power procedure	**Limit (dBc)**
Peak output power procedure	20
Average output power procedure	30

Note 1: If the peak output power procedure is used to measure the fundamental emission power to demonstrate compliance to requirements, then the peak conducted output power measured within any 100 kHz outside the authorized frequency band shall be attenuated by at least 20 dB relative to the maximum measured in-band peak PSD level.

Note 2: If the average output power procedure is used to measure the fundamental emission power to demonstrate compliance to requirements, then the power in any 100 kHz outside of the authorized frequency band shall be attenuated by at least 30 dB relative to the maximum measured in-band average PSD level.

3.5.2 Measuring Instruments

Refer a test equipment and calibration data table in this test report.

3.5.3 Test Procedures

Test Method
▪ Refer as FCC KDB 558074, clause 8.5 for unwanted emissions into non-restricted bands.

3.5.4 Test Setup

Emissions in Non-restricted Frequency Bands



3.5.5 Test Result of Emissions in Non-restricted Frequency Bands

Refer as Appendix E

3.6 Emissions in Restricted Frequency Bands

3.6.1 Emissions in Restricted Frequency Bands Limit

Restricted Band Emissions Limit			
Frequency Range (MHz)	**Field Strength (uV/m)**	**Field Strength (dBuV/m)**	**Measure Distance (m)**
0.009~0.490	2400/F(kHz)	48.5 - 13.8	300
0.490~1.705	24000/F(kHz)	33.8 - 23	30
1.705~30.0	30	29	30
30~88	100	40	3
88~216	150	43.5	3
216~960	200	46	3
Above 960	500	54	3

Note 1: Test distance for frequencies at or above 30 MHz, measurements may be performed at a distance other than the limit distance provided they are not performed in the near field and the emissions to be measured can be detected by the measurement equipment. When performing measurements at a distance other than that specified, the results shall be extrapolated to the specified distance using an extrapolation factor of 20 dB/decade (inverse of linear distance for field-strength measurements, inverse of linear distance-squared for power-density measurements).

Note 2: Test distance for frequencies at below 30 MHz, measurements may be performed at a distance closer than the EUT limit distance; however, an attempt should be made to avoid making measurements in the near field. When performing measurements below 30 MHz at a closer distance than the limit distance, the results shall be extrapolated to the specified distance by either making measurements at a minimum of two or more distances on at least one radial to determine the proper extrapolation factor or by using the square of an inverse linear distance extrapolation factor (40 dB/decade). The test report shall specify the extrapolation method used to determine compliance of the EUT.

Note 3: Using the distance of 1m during the test for above 18 GHz, and the test value to correct for the distance factor at 3m.

3.6.2 Measuring Instruments

Refer a test equipment and calibration data table in this test report.

3.6.3 Test Procedures

Test Method			
▪ The average emission levels shall be measured in [duty cycle ≥ 98 or duty factor].			
▪ Refer as ANSI C63.10, clause 6.10.3 band-edge testing shall be performed at the lowest frequency channel and highest frequency channel within the allowed operating band.			
▪ For the transmitter unwanted emissions shall be measured using following options below:			
	▪ Refer as FCC KDB 558074, clause 8.6 for unwanted emissions into restricted bands.		
		☐	Refer as FCC KDB 558074, clause 8.6 & C63.10 clause 11.12.2.5.1(trace averaging for duty cycle ≥98%).
		☐	Refer as FCC KDB 558074, clause 8.6 & C63.10 clause 11.12.2.5.2(trace averaging + duty factor).
		☒	Refer as FCC KDB 558074, clause 8.6 & C63.10 clause 11.12.2.5.3(Reduced VBW≥1/T).
		☐	Refer as ANSI C63.10, clause 11.12.2.5.3 (Reduced VBW). VBW ≥ 1/T, where T is pulse time.
		☐	Refer as ANSI C63.10, clause 7.5 average value of pulsed emissions.
		☒	Refer as FCC KDB 558074, clause 8.6 & C63.10 clause 11.12.2.4 measurement procedure peak limit.
▪ For the transmitter band-edge emissions shall be measured using following options below:			
	▪ Refer as FCC KDB 558074 clause 8.7 & C63.10 clause 11.13.1, When the performing peak or average radiated measurements, emissions within 2 MHz of the authorized band edge may be measured using the marker-delta method described below.		
	▪ Refer as FCC KDB 558074, clause 8.7 (ANSI C63.10, clause 6.10.6) for marker-delta method for band-edge measurements.		
	▪ Refer as FCC KDB 558074, clause 8.7 for narrower resolution bandwidth (100kHz) using the band power and summing the spectral levels (i.e., 1 MHz).		
	▪ For conducted unwanted emissions into restricted bands (absolute emission limits). Devices with multiple transmit chains using options given below: (1) Measure and sum the spectra across the outputs or (2) Measure and add 10 log(N) dB		
	▪ For FCC KDB 662911 The methodology described here may overestimate array gain, thereby resulting in apparent failures to satisfy the out-of-band limits even if the device is actually compliant. In such cases, compliance may be demonstrated by performing radiated tests around the frequencies at which the apparent failures occurred.		

3.6.4 Test Setup

Radiated - Emissions in Restricted Frequency Bands
Operating Mode: Unintentional – Normal Link and Intentional – CTX

9kHz ~30MHz

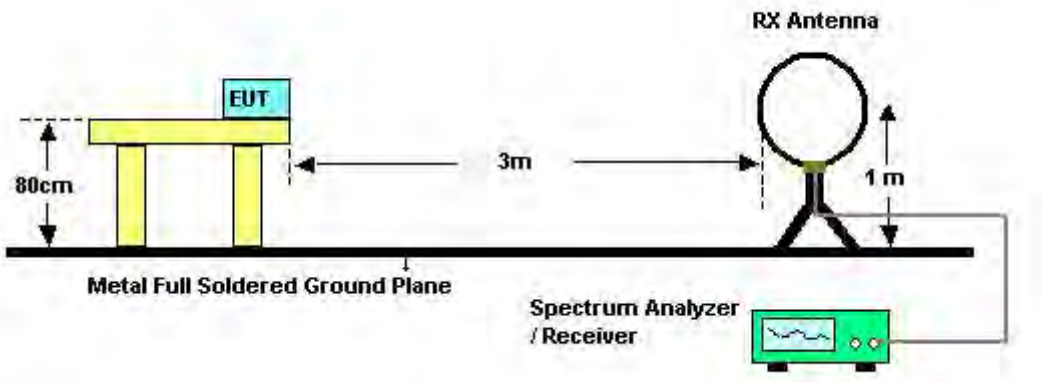

30MHz~1GHz

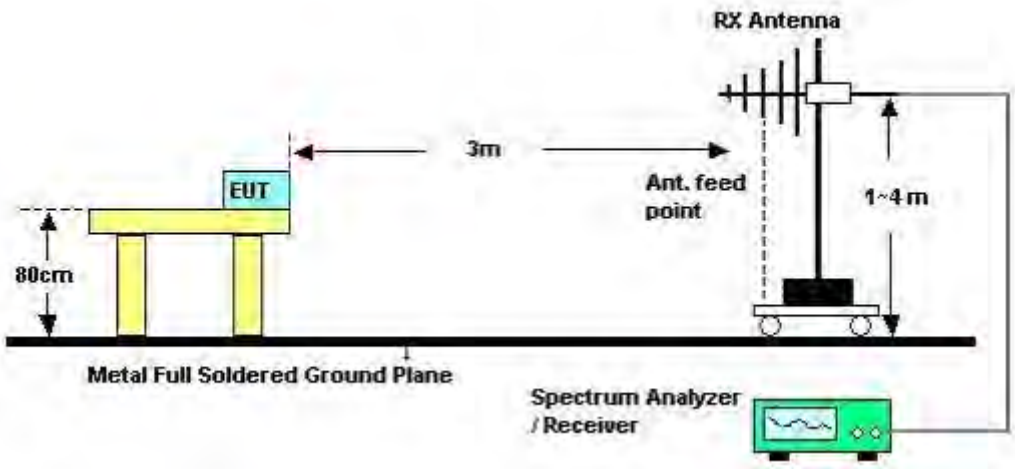

Unintentional 1GHz~5th Harmonic
Operating Mode: Unintentional – Normal Link

1,000~18,000 MHz

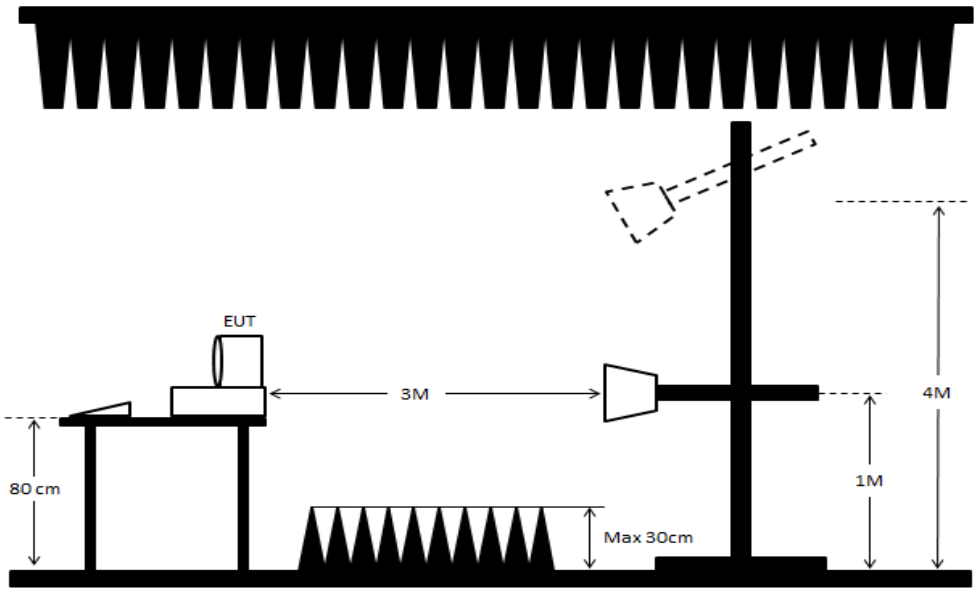

18,000~30,000 MHz

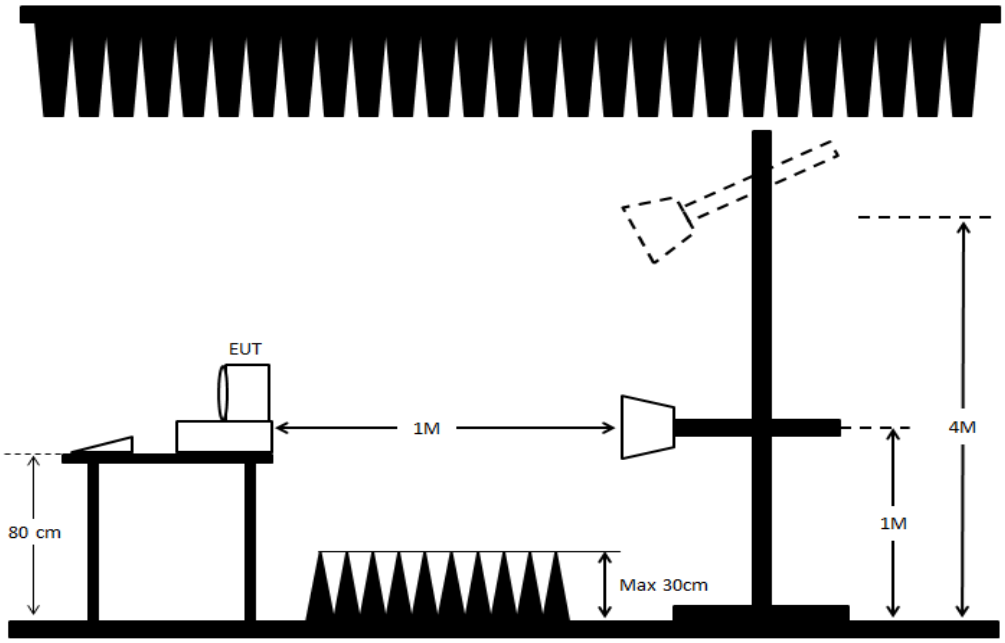

Intentional 1GHz~10th Harmonic
Operating Mode: Intentional – CTX

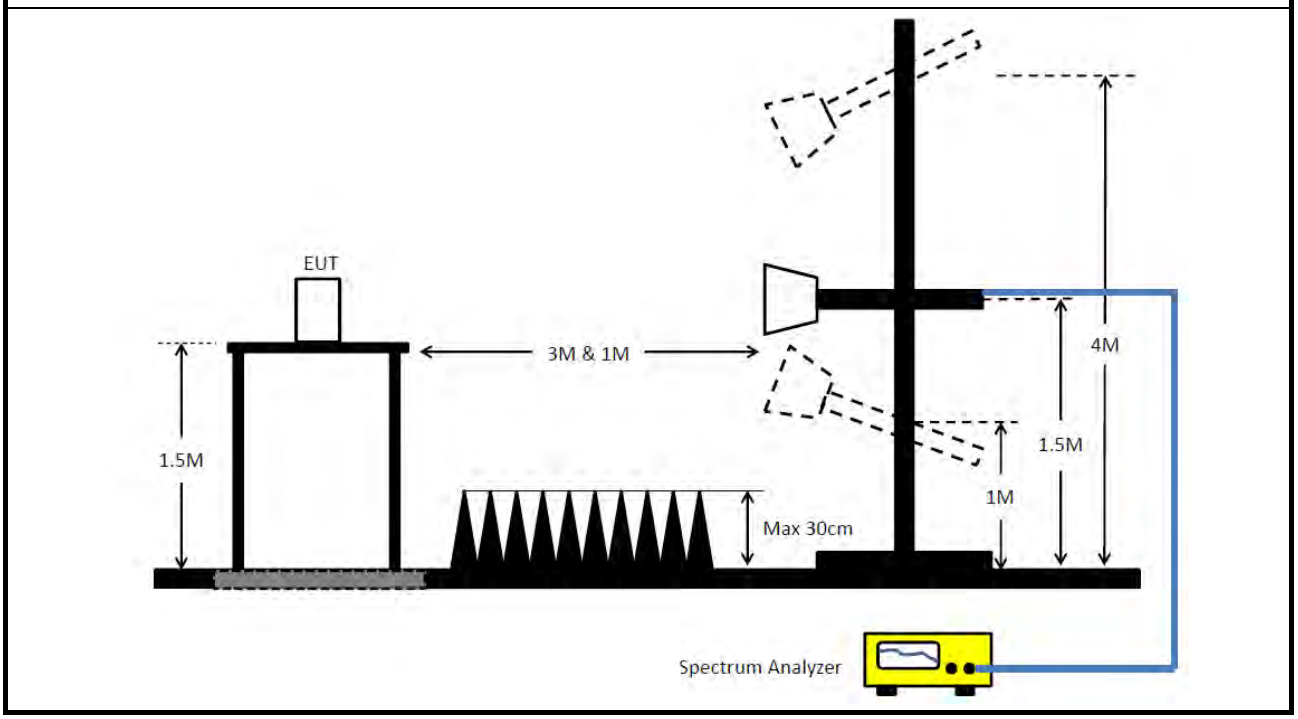

3.6.5 Emissions in Restricted Frequency Bands (Below 30MHz)

All amplitude of spurious emissions that are attenuated by more than 20 dB below the permissible value has no need to be reported.
The radiated emissions were investigated from 9 kHz or the lowest frequency generated within the device, up to the 10 harmonic or 40 GHz, whichever is appropriate.

3.6.6 Test Result of Emissions in Restricted Frequency Bands

Refer as Appendix F

4 Test Equipment and Calibration Data

Instrument	Manufacturer	Model No.	Serial No.	Characteristics	Calibration Date	Calibration Due Date	Remark
EMI Receiver	Agilent	N9038A	My52260123	9kHz ~ 8.45GHz	Jan. 31, 2018	Jan. 30, 2019	Conduction (CO01-CB)
LISN	F.C.C.	FCC-LISN-50-16-2	04083	150kHz ~ 100MHz	Dec. 20, 2017	Dec. 19, 2018	Conduction (CO01-CB)
LISN	Schwarzbeck	NSLK 8127	8127647	9kHz ~ 30MHz	Dec. 29, 2017	Dec. 28, 2018	Conduction (CO01-CB)
COND Cable	Woken	Cable	Low cable-CO01	150kHz ~ 30MHz	May 22, 2018	May 21, 2019	Conduction (CO01-CB)
Software	Audix	E3	6.120210n	-	N.C.R.	N.C.R.	Conduction (CO01-CB)
BILOG ANTENNA with 6dB Attenuator	TESEQ & EMCI	CBL6112D & N-6-06	37880 & AT-N0609	20MHz ~ 2GHz	Aug. 27, 2018	Aug. 26, 2019	Radiation (03CH01-CB)
Loop Antenna	Teseq	HLA 6120	24155	9kHz - 30 MHz	Mar. 16, 2018	Mar. 15, 2019	Radiation (03CH01-CB)
Horn Antenna	EMCO	3115	00075790	750MHz ~ 18GHz	Nov. 20, 2017	Nov. 19, 2018	Radiation (03CH01-CB)
Horn Antenna	EMCO	3115	00075790	750MHz ~ 18GHz	Nov. 13, 2018	Nov. 12, 2019	Radiation (03CH01-CB)
Horn Antenna	Schwarzbeck	BBHA 9170	BBHA9170252	15GHz ~ 40GHz	Jun. 28, 2018	Jun. 27, 2019	Radiation (03CH01-CB)
Pre-Amplifier	EMCI	EMC330N	980332	20MHz ~ 3GHz	May 02, 2018	May 01, 2019	Radiation (03CH01-CB)
Pre-Amplifier	Agilent	8449B	3008A02310	1GHz ~ 26.5GHz	Jan. 09, 2018	Jan. 08, 2019	Radiation (03CH01-CB)
Pre-Amplifier	MITEQ	TTA1840-35-HG	1864479	18GHz ~ 40GHz	Jul. 04, 2018	Jul. 03, 2019	Radiation (03CH01-CB)
Spectrum Analyzer	R&S	FSP40	100056	9kHz ~ 40GHz	Nov. 23, 2017	Nov. 22, 2018	Radiation (03CH01-CB)
Spectrum analyzer	R&S	FSP40	100080	9kHz~40GHz	Oct. 03, 2018	Oct. 02, 2019	Radiation (03CH01-CB)
EMI Test	R&S	ESCS	100354	9kHz ~ 2.75GHz	Dec. 08, 2017	Dec. 07, 2018	Radiation (03CH01-CB)
RF Cable-low	Woken	Low Cable-16+17	N/A	30 MHz ~ 1 GHz	Oct. 08, 2018	Oct. 07, 2019	Radiation (03CH01-CB)
RF Cable-high	Woken	High Cable-16	N/A	1 GHz ~ 18 GHz	Oct. 08, 2018	Oct. 07, 2019	Radiation (03CH01-CB)

Instrument	Manufacturer	Model No.	Serial No.	Characteristics	Calibration Date	Calibration Due Date	Remark
RF Cable-high	Woken	High Cable-16+17	N/A	1 GHz ~ 18 GHz	Oct. 08, 2018	Oct. 07, 2019	Radiation (03CH01-CB)
RF Cable-high	Woken	High Cable-40G#1	N/A	18GHz ~ 40 GHz	Jul. 27, 2018	Jul. 26, 2019	Radiation (03CH01-CB)
RF Cable-high	Woken	High Cable-40G#2	N/A	18GHz ~ 40 GHz	Jul. 27, 2018	Jul. 26, 2019	Radiation (03CH01-CB)
Spectrum analyzer	R&S	FSV40	100979	9kHz~40GHz	Dec. 21, 2017	Dec. 20, 2018	Conducted (TH01-CB)
RF Cable-high	Woken	RG402	High Cable-06	1 GHz – 26.5 GHz	Oct. 08, 2018	Oct. 07, 2019	Conducted (TH01-CB)
RF Cable-high	Woken	RG402	High Cable-07	1 GHz –26.5 GHz	Oct. 08, 2018	Oct. 07, 2019	Conducted (TH01-CB)
RF Cable-high	Woken	RG402	High Cable-08	1 GHz –26.5 GHz	Oct. 08, 2018	Oct. 07, 2019	Conducted (TH01-CB)
RF Cable-high	Woken	RG402	High Cable-09	1 GHz –26.5 GHz	Oct. 08, 2018	Oct. 07, 2019	Conducted (TH01-CB)
RF Cable-high	Woken	RG402	High Cable-10	1 GHz –26.5 GHz	Oct. 08, 2018	Oct. 07, 2019	Conducted (TH01-CB)
Power Sensor	Agilent	U2021XA	MY53410001	50MHz~18GHz	Nov. 20, 2017	Nov. 19, 2018	Conducted (TH01-CB)

Note: Calibration Interval of instruments listed above is one year.

NCR means Non-Calibration required.

AC Power-line Conducted Emissions Result			
Operating Mode	1	**Power Phase**	Line
Operating Function	Unintentional - Normal Link		

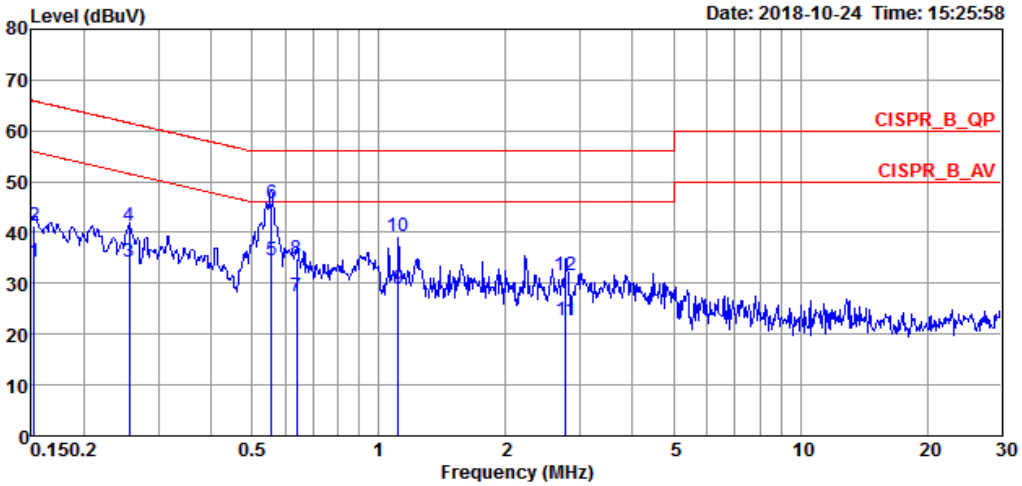

	Freq	Level	Over Limit	Limit Line	Read Level	LISN Factor	Cable Loss	Remark	Pol/Phase
	MHz	dBuV	dB	dBuV	dBuV	dB	dB		
1	0.1524	34.32	-21.55	55.87	24.25	9.91	0.16	Average	LINE
2	0.1524	41.28	-24.59	65.87	31.21	9.91	0.16	QP	LINE
3	0.2562	34.33	-17.23	51.56	24.29	9.91	0.13	Average	LINE
4	0.2562	41.43	-20.13	61.56	31.39	9.91	0.13	QP	LINE
5	0.5552	34.42	-11.58	46.00	24.35	9.92	0.15	Average	LINE
6	0.5552	45.80	-10.20	56.00	35.73	9.92	0.15	QP	LINE
7	0.6372	27.43	-18.57	46.00	17.35	9.92	0.16	Average	LINE
8	0.6372	34.77	-21.23	56.00	24.69	9.92	0.16	QP	LINE
9	1.1114	29.02	-16.98	46.00	18.89	9.93	0.20	Average	LINE
10	1.1114	39.26	-16.74	56.00	29.13	9.93	0.20	QP	LINE
11	2.7794	22.80	-23.20	46.00	12.65	9.97	0.18	Average	LINE
12	2.7794	31.59	-24.41	56.00	21.44	9.97	0.18	QP	LINE

Note 1: “>20dB” means emission levels that exceed the level of 20 dB below the applicable limit.
Note 2: “N/F” means Nothing Found emissions (No emissions were detected.)

AC Power-line Conducted Emissions Result			
Operating Mode	1	**Power Phase**	Neutral
Operating Function	Unintentional - Normal Link		

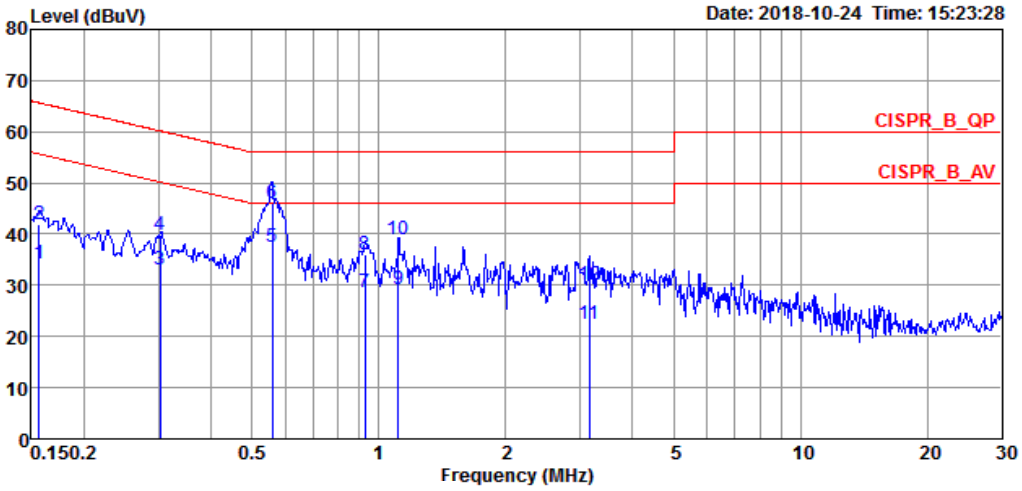

	Freq	Level	Over Limit	Limit Line	Read Level	LISN Factor	Cable Loss	Remark	Pol/Phase
	MHz	dBuV	dB	dBuV	dBuV	dB	dB		
1	0.1565	34.35	-21.30	55.65	24.27	9.92	0.16	Average	NEUTRAL
2	0.1565	41.99	-23.66	65.65	31.91	9.92	0.16	QP	NEUTRAL
3	0.3035	33.10	-17.05	50.15	23.05	9.92	0.13	Average	NEUTRAL
4	0.3035	39.99	-20.16	60.15	29.94	9.92	0.13	QP	NEUTRAL
5	0.5581	37.38	-8.62	46.00	27.31	9.92	0.15	Average	NEUTRAL
6	0.5581	46.16	-9.84	56.00	36.09	9.92	0.15	QP	NEUTRAL
7	0.9282	28.51	-17.49	46.00	18.39	9.93	0.19	Average	NEUTRAL
8	0.9282	35.93	-20.07	56.00	25.81	9.93	0.19	QP	NEUTRAL
9	1.1114	29.35	-16.65	46.00	19.22	9.93	0.20	Average	NEUTRAL
10	1.1114	39.02	-16.98	56.00	28.89	9.93	0.20	QP	NEUTRAL
11	3.1563	22.47	-23.53	46.00	12.34	9.97	0.16	Average	NEUTRAL
12	3.1563	30.21	-25.79	56.00	20.08	9.97	0.16	QP	NEUTRAL

Note 1: “>20dB” means emission levels that exceed the level of 20 dB below the applicable limit.
Note 2: “N/F” means Nothing Found emissions (No emissions were detected.)

Summary

Mode	Max-N dB (Hz)	Max-OBW (Hz)	ITU-Code	Min-N dB (Hz)	Min-OBW (Hz)
2.4-2.4835GHz	-	-	-	-	-
802.11b_Nss1,(1Mbps)_2TX	9.55M	15.067M	15M1G1D	9M	14.343M
802.11g_Nss1,(6Mbps)_2TX	16.35M	18.766M	18M8D1D	15.125M	16.342M
802.11n HT20_Nss1,(MCS0)_2TX	17.525M	19.09M	19M1D1D	16.55M	17.516M
802.11n HT40_Nss1,(MCS0)_2TX	35.8M	35.982M	36M0D1D	33.75M	35.732M

Max-N dB = Maximum 6dB down bandwidth; **Max-OBW** = Maximum 99% occupied bandwidth;
Min-N dB = Minimum 6dB down bandwidth; **Min-OBW** = Minimum 99% occupied bandwidth;

Result

Mode	Result	Limit (Hz)	Port 1-N dB (Hz)	Port 1-OBW (Hz)	Port 2-N dB (Hz)	Port 2-OBW (Hz)
802.11b_Nss1,(1Mbps)_2TX	-	-	-	-	-	-
2412MHz	Pass	500k	9.525M	14.443M	9.05M	14.643M
2437MHz	Pass	500k	9.55M	15.067M	9.025M	14.818M
2462MHz	Pass	500k	9M	14.468M	9.05M	14.343M
802.11g_Nss1,(6Mbps)_2TX	-	-	-	-	-	-
2412MHz	Pass	500k	16.075M	16.367M	16.3M	16.417M
2437MHz	Pass	500k	15.125M	18.766M	16.35M	17.866M
2462MHz	Pass	500k	15.8M	16.342M	16.3M	16.442M
802.11n HT20_Nss1,(MCS0)_2TX	-	-	-	-	-	-
2412MHz	Pass	500k	17.525M	17.541M	17.525M	17.566M
2437MHz	Pass	500k	17.525M	19.09M	17.5M	18.591M
2462MHz	Pass	500k	17.15M	17.516M	16.55M	17.566M
802.11n HT40_Nss1,(MCS0)_2TX	-	-	-	-	-	-
2422MHz	Pass	500k	35.8M	35.832M	33.75M	35.782M
2437MHz	Pass	500k	35.8M	35.982M	35.05M	35.882M
2452MHz	Pass	500k	35.7M	35.732M	33.8M	35.782M

Port X-N dB = Port **X** 6dB down bandwidth; **Port X-OBW** = Port **X** 99% occupied bandwidth;

802.11b_Nss1,(1Mbps)_2TX — EBW

2412MHz

25/10/2018

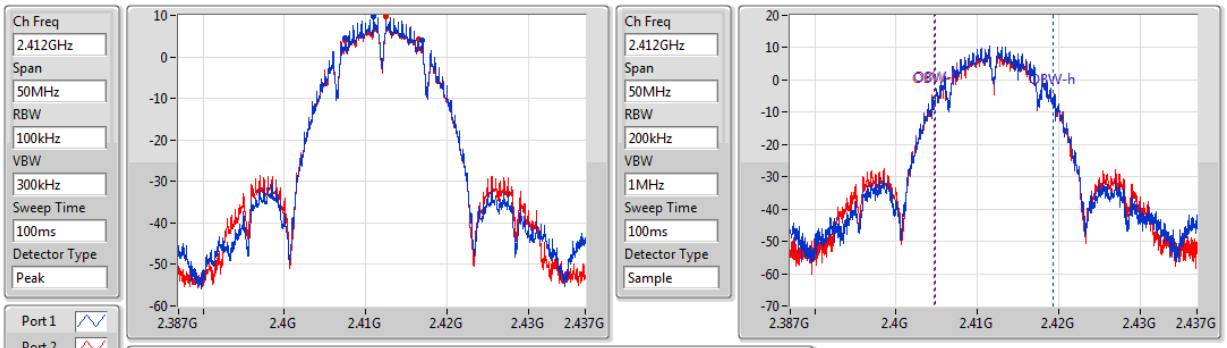

6dB(Hz)	Fl-6dB(Hz)	Fh-6dB(Hz)	OBW(Hz)	Fl-OBW(Hz)	Fh-OBW(Hz)	Limit(Hz)	Port
9.525M	2.407475G	2.417G	14.443M	2.404829G	2.419271G	500k	1
9.05M	2.407475G	2.416525G	14.643M	2.404704G	2.419346G	500k	2

802.11b_Nss1,(1Mbps)_2TX — EBW

2437MHz

25/10/2018

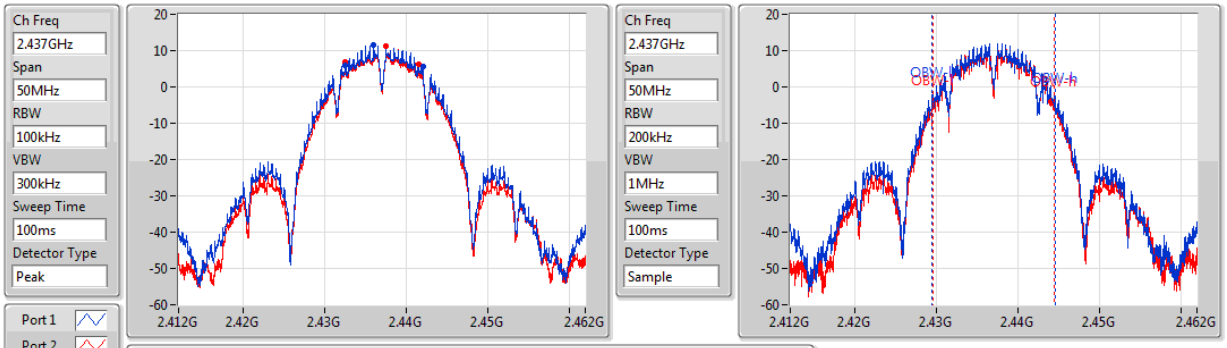

6dB(Hz)	Fl-6dB(Hz)	Fh-6dB(Hz)	OBW(Hz)	Fl-OBW(Hz)	Fh-OBW(Hz)	Limit(Hz)	Port
9.55M	2.432475G	2.442025G	15.067M	2.429454G	2.444521G	500k	1
9.025M	2.4325G	2.441525G	14.818M	2.429579G	2.444396G	500k	2

802.11b_Nss1,(1Mbps)_2TX — EBW

2462MHz

25/10/2018

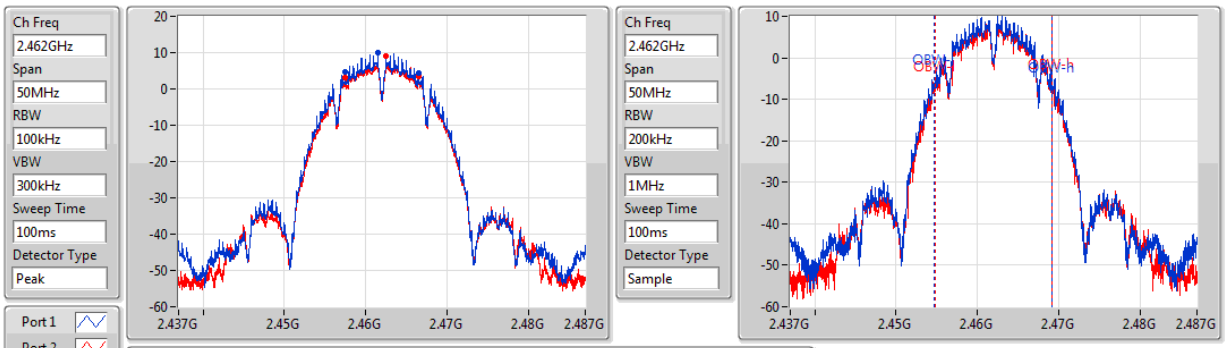

6dB(Hz)	Fl-6dB(Hz)	Fh-6dB(Hz)	OBW(Hz)	Fl-OBW(Hz)	Fh-OBW(Hz)	Limit(Hz)	Port
9M	2.4575G	2.4665G	14.468M	2.454754G	2.469221G	500k	1
9.05M	2.457475G	2.466525G	14.343M	2.454829G	2.469171G	500k	2

802.11g_Nss1,(6Mbps)_2TX EBW

2412MHz

25/10/2018

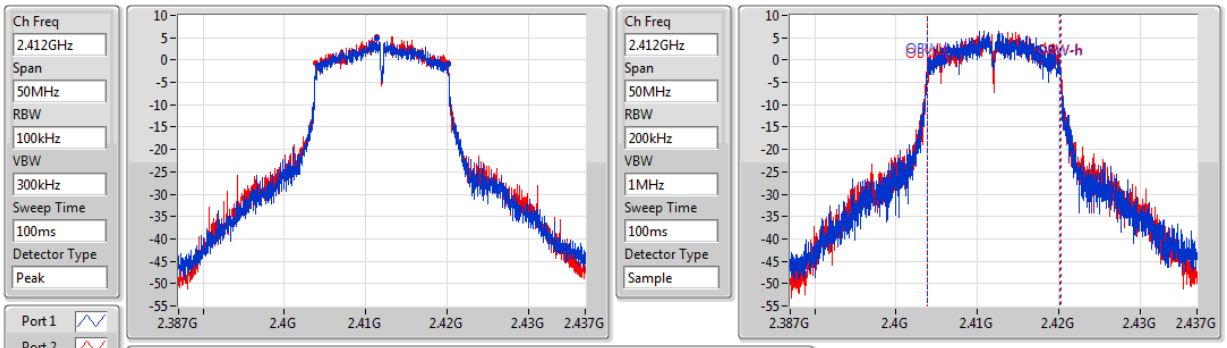

6dB(Hz)	Fl-6dB(Hz)	Fh-6dB(Hz)	OBW(Hz)	Fl-OBW(Hz)	Fh-OBW(Hz)	Limit(Hz)	Port
16.075M	2.404075G	2.42015G	16.367M	2.403829G	2.420196G	500k	1
16.3M	2.403875G	2.420175G	16.417M	2.403804G	2.420221G	500k	2

802.11g_Nss1,(6Mbps)_2TX EBW

2437MHz

25/10/2018

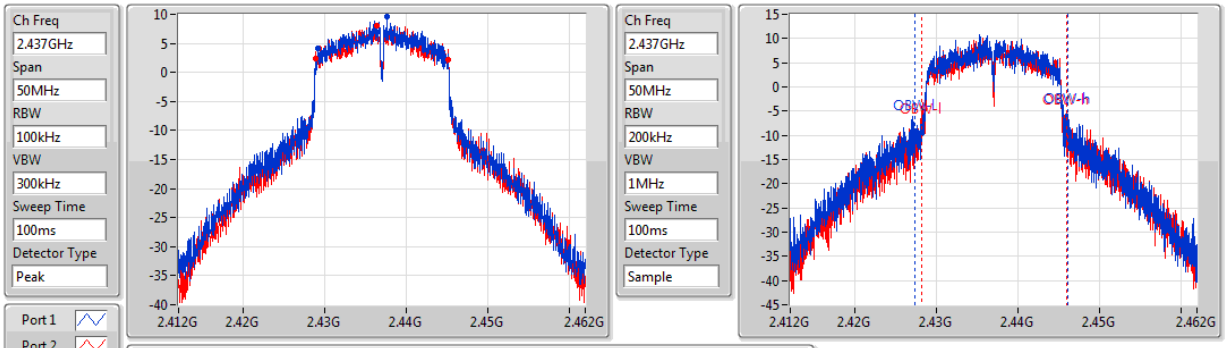

6dB(Hz)	Fl-6dB(Hz)	Fh-6dB(Hz)	OBW(Hz)	Fl-OBW(Hz)	Fh-OBW(Hz)	Limit(Hz)	Port
15.125M	2.42915G	2.444275G	18.766M	2.427355G	2.44612G	500k	1
16.35M	2.42885G	2.4452G	17.866M	2.428104G	2.445971G	500k	2

802.11g_Nss1,(6Mbps)_2TX EBW

2462MHz

25/10/2018

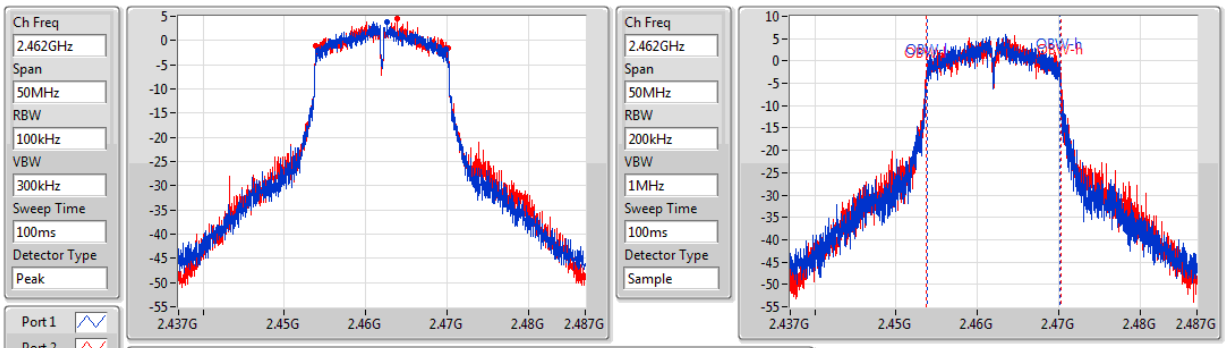

6dB(Hz)	Fl-6dB(Hz)	Fh-6dB(Hz)	OBW(Hz)	Fl-OBW(Hz)	Fh-OBW(Hz)	Limit(Hz)	Port
15.8M	2.454075G	2.469875G	16.342M	2.453804G	2.470146G	500k	1
16.3M	2.45385G	2.47015G	16.442M	2.453779G	2.470221G	500k	2

802.11n HT20_Nss1,(MCS0)_2TX EBW

2412MHz

25/10/2018

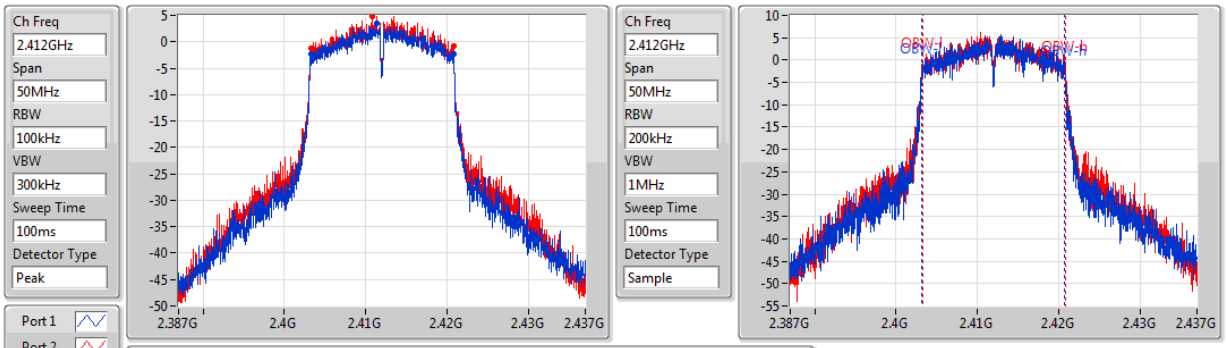

6dB(Hz)	Fl-6dB(Hz)	Fh-6dB(Hz)	OBW(Hz)	Fl-OBW(Hz)	Fh-OBW(Hz)	Limit(Hz)	Port
17.525M	2.40325G	2.420775G	17.541M	2.403204G	2.420746G	500k	1
17.525M	2.40325G	2.420775G	17.566M	2.403229G	2.420796G	500k	2

802.11n HT20_Nss1,(MCS0)_2TX EBW

2437MHz

25/10/2018

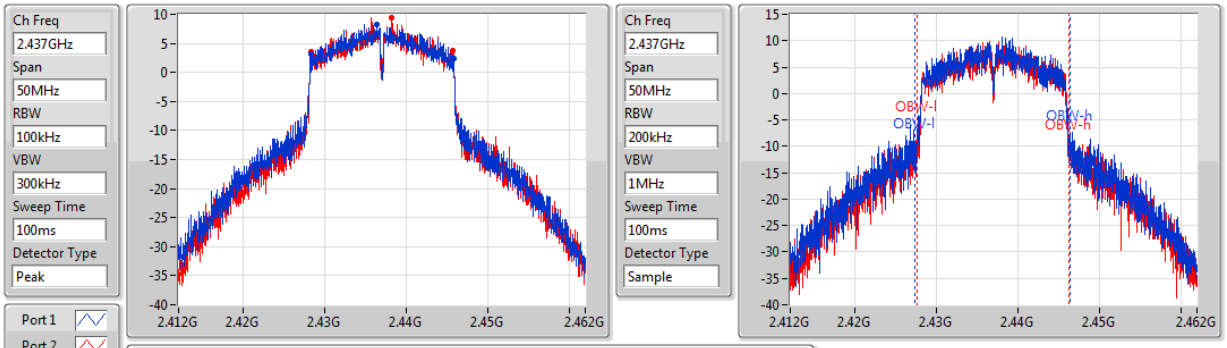

6dB(Hz)	Fl-6dB(Hz)	Fh-6dB(Hz)	OBW(Hz)	Fl-OBW(Hz)	Fh-OBW(Hz)	Limit(Hz)	Port
17.525M	2.42825G	2.445775G	19.09M	2.42733G	2.44642G	500k	1
17.5M	2.42825G	2.44575G	18.591M	2.427655G	2.446245G	500k	2

802.11n HT20_Nss1,(MCS0)_2TX EBW

2462MHz

25/10/2018

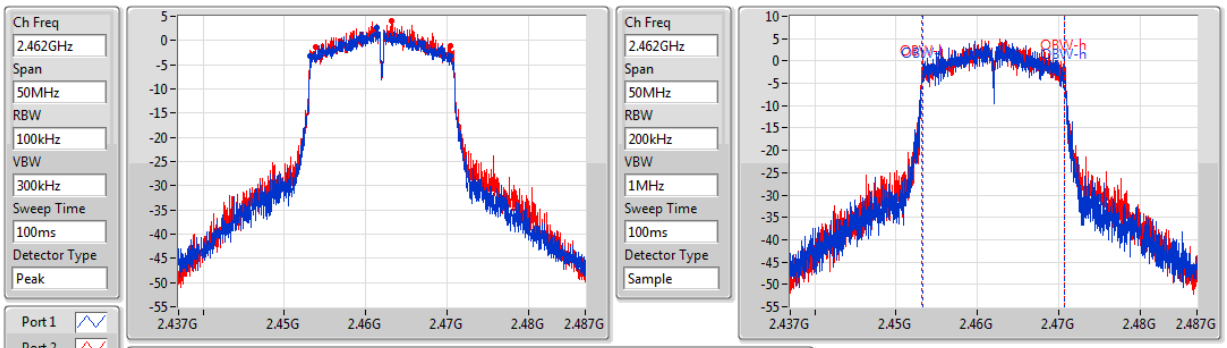

6dB(Hz)	Fl-6dB(Hz)	Fh-6dB(Hz)	OBW(Hz)	Fl-OBW(Hz)	Fh-OBW(Hz)	Limit(Hz)	Port
17.15M	2.453225G	2.470375G	17.516M	2.453229G	2.470746G	500k	1
16.55M	2.45385G	2.4704G	17.566M	2.453204G	2.470771G	500k	2

802.11n HT40_Nss1,(MCS0)_2TX EBW

2422MHz

25/10/2018

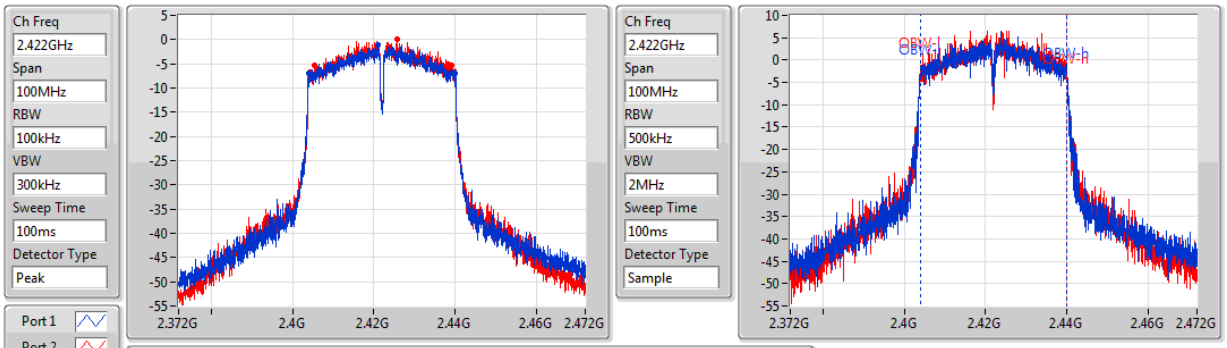

6dB(Hz)	Fl-6dB(Hz)	Fh-6dB(Hz)	OBW(Hz)	Fl-OBW(Hz)	Fh-OBW(Hz)	Limit(Hz)	Port
35.8M	2.4041G	2.4399G	35.832M	2.404059G	2.439891G	500k	1
33.75M	2.4055G	2.43925G	35.782M	2.404059G	2.439841G	500k	2

802.11n HT40_Nss1,(MCS0)_2TX EBW

2437MHz

25/10/2018

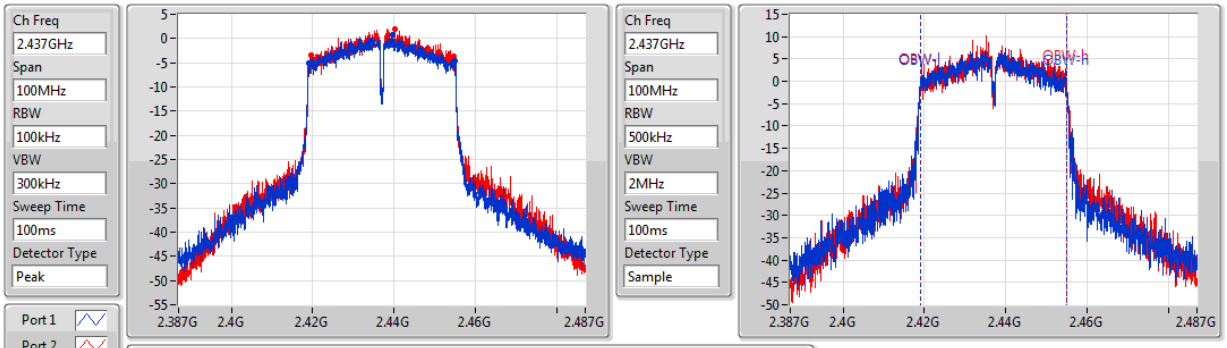

6dB(Hz)	Fl-6dB(Hz)	Fh-6dB(Hz)	OBW(Hz)	Fl-OBW(Hz)	Fh-OBW(Hz)	Limit(Hz)	Port
35.8M	2.4191G	2.4549G	35.982M	2.418959G	2.454941G	500k	1
35.05M	2.4195G	2.45455G	35.882M	2.419059G	2.454941G	500k	2

802.11n HT40_Nss1,(MCS0)_2TX EBW

2452MHz

25/10/2018

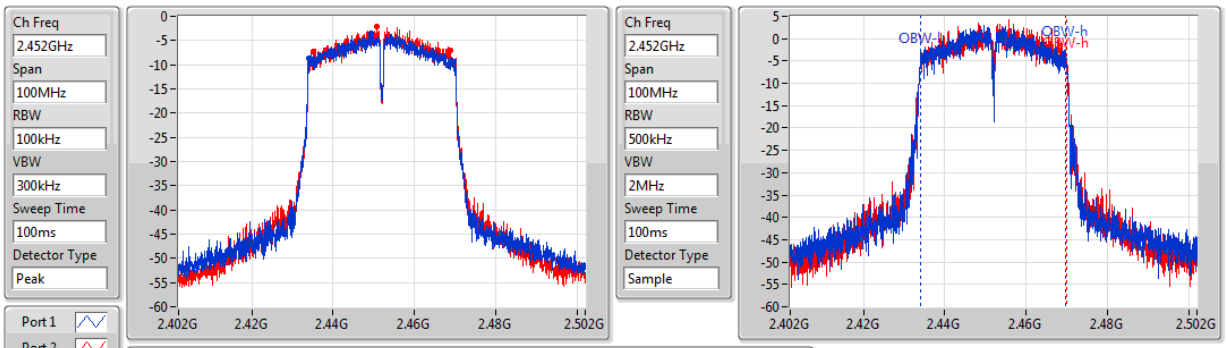

6dB(Hz)	Fl-6dB(Hz)	Fh-6dB(Hz)	OBW(Hz)	Fl-OBW(Hz)	Fh-OBW(Hz)	Limit(Hz)	Port
35.7M	2.4341G	2.4698G	35.732M	2.434059G	2.469791G	500k	1
33.8M	2.4351G	2.4689G	35.782M	2.434109G	2.469891G	500k	2

Summary

Mode	Total Power (dBm)	Total Power (W)
2.4-2.4835GHz	-	-
802.11b_Nss1,(1Mbps)_2TX	23.76	0.23768
802.11g_Nss1,(6Mbps)_2TX	23.56	0.22699
802.11n HT20_Nss1,(MCS0)_2TX	23.56	0.22699
802.11n HT40_Nss1,(MCS0)_2TX	19.47	0.08851

Result

Mode	Result	DG (dBi)	Port 1 (dBm)	Port 2 (dBm)	Total Power (dBm)	Power Limit (dBm)
802.11b_Nss1,(1Mbps)_2TX	-	-	-	-	-	-
2412MHz	Pass	2.50	18.61	18.30	21.47	30.00
2417MHz	Pass	2.50	18.67	18.20	21.45	30.00
2422MHz	Pass	2.50	20.22	19.91	23.08	30.00
2427MHz	Pass	2.50	20.25	19.82	23.05	30.00
2432MHz	Pass	2.50	20.82	20.34	23.60	30.00
2437MHz	Pass	2.50	21.03	20.46	23.76	30.00
2442MHz	Pass	2.50	20.95	20.33	23.66	30.00
2447MHz	Pass	2.50	20.36	19.89	23.14	30.00
2452MHz	Pass	2.50	20.31	19.87	23.11	30.00
2457MHz	Pass	2.50	18.24	17.82	21.05	30.00
2462MHz	Pass	2.50	18.16	17.74	20.97	30.00
802.11g_Nss1,(6Mbps)_2TX	-	-	-	-	-	-
2412MHz	Pass	2.50	16.64	16.93	19.80	30.00
2417MHz	Pass	2.50	19.09	19.15	22.13	30.00
2422MHz	Pass	2.50	20.27	20.08	23.19	30.00
2427MHz	Pass	2.50	20.66	20.39	23.54	30.00
2437MHz	Pass	2.50	20.69	20.40	23.56	30.00
2447MHz	Pass	2.50	20.59	20.33	23.47	30.00
2452MHz	Pass	2.50	19.48	19.17	22.34	30.00
2457MHz	Pass	2.50	18.55	18.30	21.44	30.00
2462MHz	Pass	2.50	15.89	16.03	18.97	30.00
802.11n HT20_Nss1,(MCS0)_2TX	-	-	-	-	-	-
2412MHz	Pass	2.50	15.90	16.39	19.16	30.00
2417MHz	Pass	2.50	18.57	18.67	21.63	30.00
2422MHz	Pass	2.50	20.71	20.36	23.55	30.00
2437MHz	Pass	2.50	20.71	20.39	23.56	30.00
2447MHz	Pass	2.50	20.60	20.26	23.44	30.00
2452MHz	Pass	2.50	19.10	18.96	22.04	30.00
2457MHz	Pass	2.50	18.02	17.78	20.91	30.00
2462MHz	Pass	2.50	15.11	15.41	18.27	30.00
802.11n HT40_Nss1,(MCS0)_2TX	-	-	-	-	-	-
2422MHz	Pass	2.50	14.47	14.76	17.63	30.00
2427MHz	Pass	2.50	15.06	15.36	18.22	30.00
2432MHz	Pass	2.50	15.84	16.27	19.07	30.00
2437MHz	Pass	2.50	16.23	16.67	19.47	30.00

Mode	Result	DG (dBi)	Port 1 (dBm)	Port 2 (dBm)	Total Power (dBm)	Power Limit (dBm)
2442MHz	Pass	2.50	15.52	15.89	18.72	30.00
2447MHz	Pass	2.50	14.11	14.45	17.29	30.00
2452MHz	Pass	2.50	12.38	12.72	15.56	30.00

DG = Directional Gain; **Port X** = Port X output power

Summary

Mode	PD (dBm/RBW)
2.4-2.4835GHz	-
802.11b_Nss1,(1Mbps)_2TX	0.06
802.11g_Nss1,(6Mbps)_2TX	-1.36
802.11n HT20_Nss1,(MCS0)_2TX	-1.66
802.11n HT40_Nss1,(MCS0)_2TX	-8.35

RBW=3kHz.

Result

Mode	Result	DG (dBi)	Port 1 (dBm/RBW)	Port 2 (dBm/RBW)	PD (dBm/RBW)	PD Limit (dBm/RBW)
802.11b_Nss1,(1Mbps)_2TX	-	-	-	-	-	-
2412MHz	Pass	5.51	-4.09	-4.24	-2.36	8.00
2437MHz	Pass	5.51	-2.34	-2.75	0.06	8.00
2462MHz	Pass	5.51	-4.52	-4.97	-2.67	8.00
802.11g_Nss1,(6Mbps)_2TX	-	-	-	-	-	-
2412MHz	Pass	5.51	-6.95	-7.17	-5.44	8.00
2437MHz	Pass	5.51	-2.67	-3.01	-1.36	8.00
2462MHz	Pass	5.51	-8.09	-8.44	-5.95	8.00
802.11n HT20_Nss1,(MCS0)_2TX	-	-	-	-	-	-
2412MHz	Pass	5.51	-7.56	-7.48	-5.87	8.00
2437MHz	Pass	5.51	-3.09	-3.22	-1.66	8.00
2462MHz	Pass	5.51	-8.39	-8.66	-5.55	8.00
802.11n HT40_Nss1,(MCS0)_2TX	-	-	-	-	-	-
2422MHz	Pass	5.51	-11.94	-11.08	-10.30	8.00
2437MHz	Pass	5.51	-10.33	-9.64	-8.35	8.00
2452MHz	Pass	5.51	-14.86	-14.25	-12.40	8.00

DG = Directional Gain; RBW=3kHz;
PD = trace bin-by-bin of each transmits port summing can be performed maximum power density; **Port X** = Port Xpower density;

802.11b_Nss1,(1Mbps)_2TX PSD

2412MHz

25/10/2018

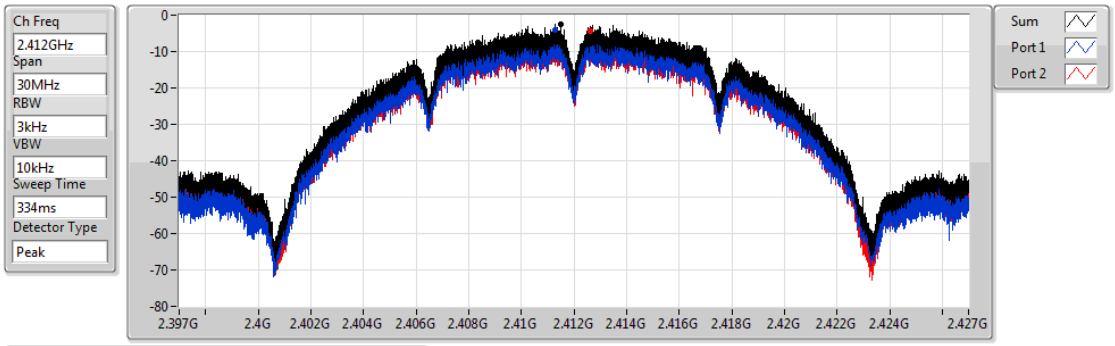

Sum	PD	Port 1	Port 2
(dBm/RBW)	(dBm/RBW)	(dBm/RBW)	(dBm/RBW)
-2.36	-2.36	-4.09	-4.24

802.11b_Nss1,(1Mbps)_2TX PSD

2437MHz

25/10/2018

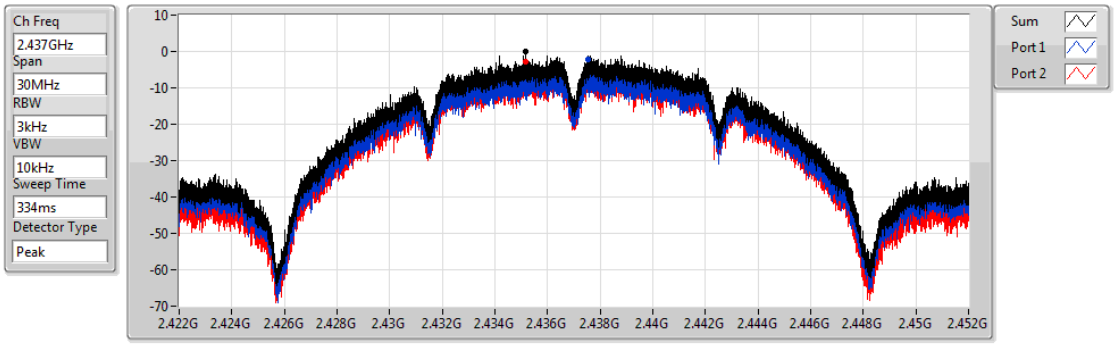

Sum	PD	Port 1	Port 2
(dBm/RBW)	(dBm/RBW)	(dBm/RBW)	(dBm/RBW)
0.06	0.06	-2.34	-2.75

802.11b_Nss1,(1Mbps)_2TX PSD

2462MHz

25/10/2018

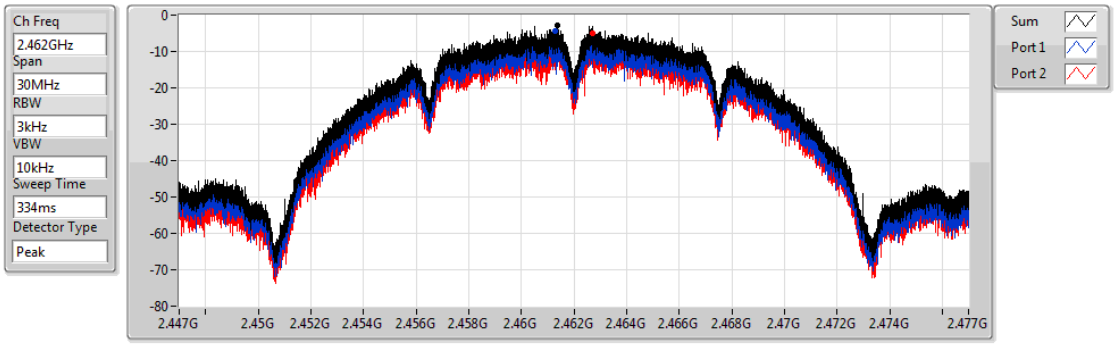

Sum	PD	Port 1	Port 2
(dBm/RBW)	(dBm/RBW)	(dBm/RBW)	(dBm/RBW)
-2.67	-2.67	-4.52	-4.97

802.11g_Nss1,(6Mbps)_2TX PSD

2412MHz

25/10/2018

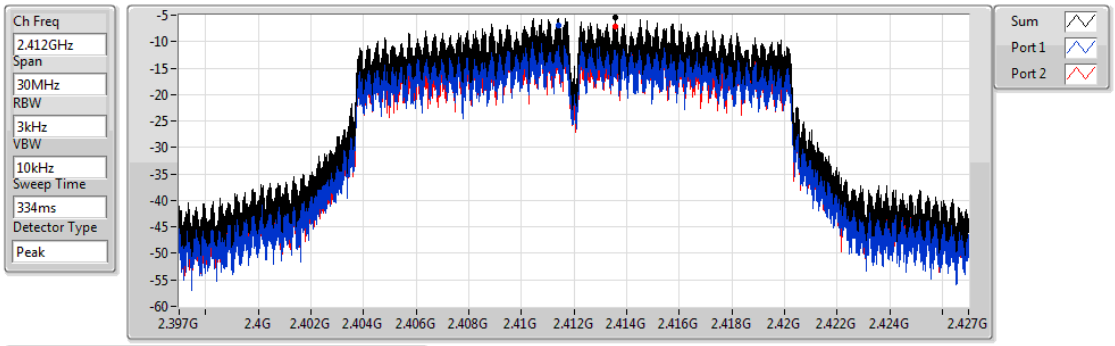

Sum	PD	Port 1	Port 2
(dBm/RBW)	(dBm/RBW)	(dBm/RBW)	(dBm/RBW)
-5.44	-5.44	-6.95	-7.17

802.11g_Nss1,(6Mbps)_2TX PSD

2437MHz

25/10/2018

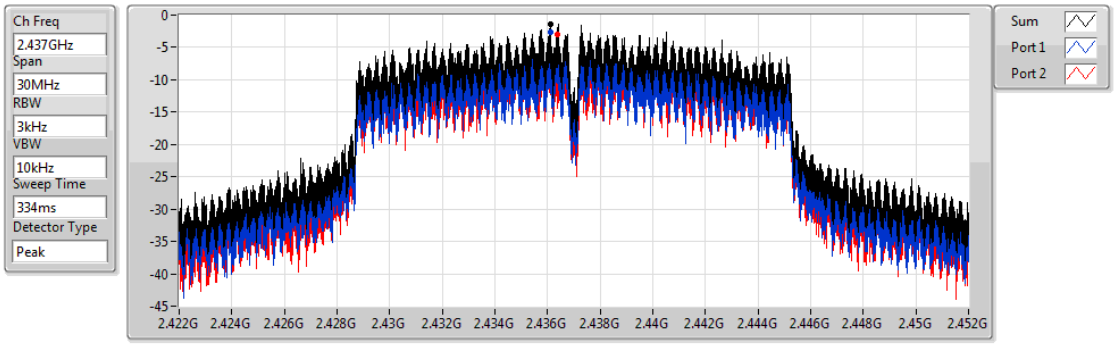

Sum	PD	Port 1	Port 2
(dBm/RBW)	(dBm/RBW)	(dBm/RBW)	(dBm/RBW)
-1.36	-1.36	-2.67	-3.01

802.11g_Nss1,(6Mbps)_2TX PSD

2462MHz

25/10/2018

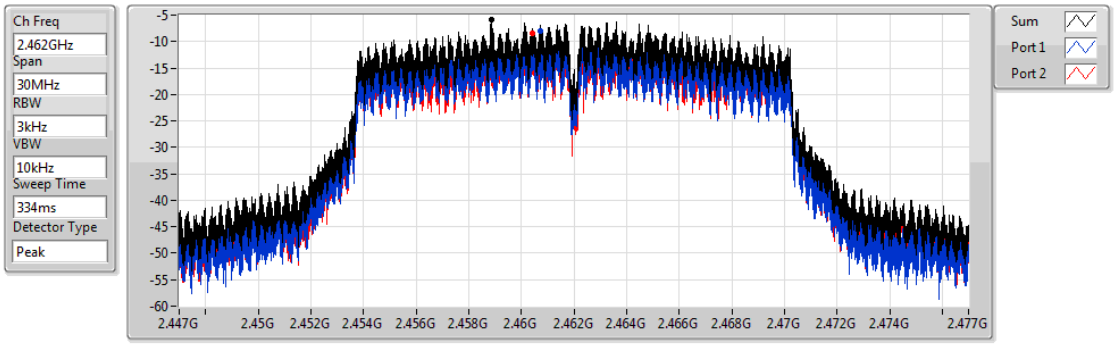

Sum	PD	Port 1	Port 2
(dBm/RBW)	(dBm/RBW)	(dBm/RBW)	(dBm/RBW)
-5.95	-5.95	-8.09	-8.44

802.11n HT20_Nss1,(MCS0)_2TX PSD

2412MHz

25/10/2018

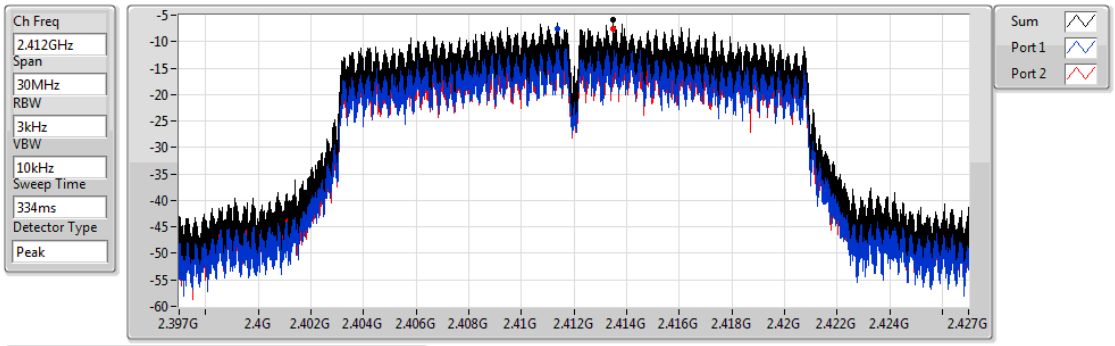

Sum	PD	Port 1	Port 2
(dBm/RBW)	(dBm/RBW)	(dBm/RBW)	(dBm/RBW)
-5.87	-5.87	-7.56	-7.48

802.11n HT20_Nss1,(MCS0)_2TX PSD

2437MHz

25/10/2018

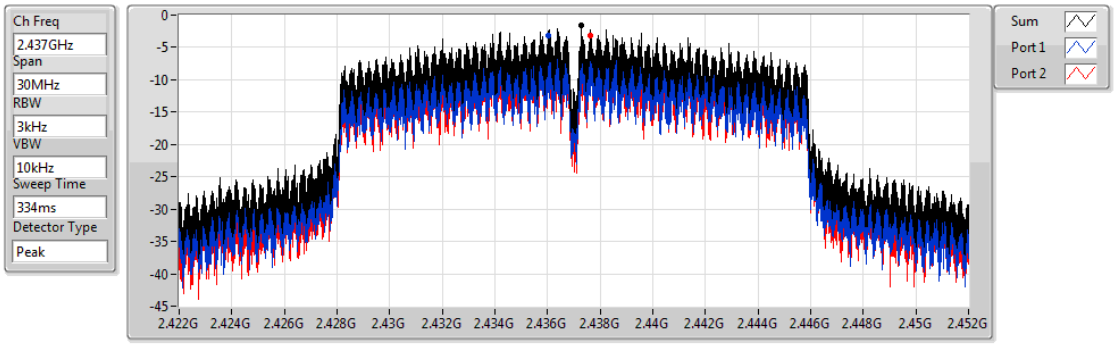

Sum	PD	Port 1	Port 2
(dBm/RBW)	(dBm/RBW)	(dBm/RBW)	(dBm/RBW)
-1.66	-1.66	-3.09	-3.22

802.11n HT20_Nss1,(MCS0)_2TX PSD

2462MHz

25/10/2018

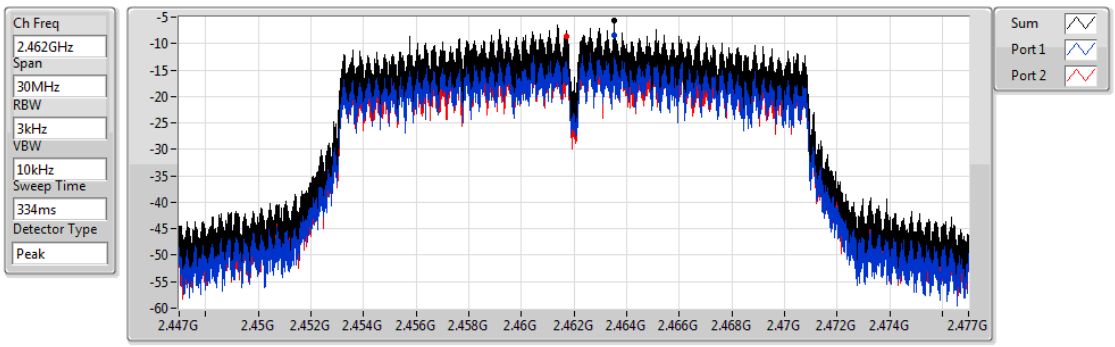

Sum	PD	Port 1	Port 2
(dBm/RBW)	(dBm/RBW)	(dBm/RBW)	(dBm/RBW)
-5.55	-5.55	-8.39	-8.66

802.11n HT40_Nss1,(MCS0)_2TX PSD

2422MHz

25/10/2018

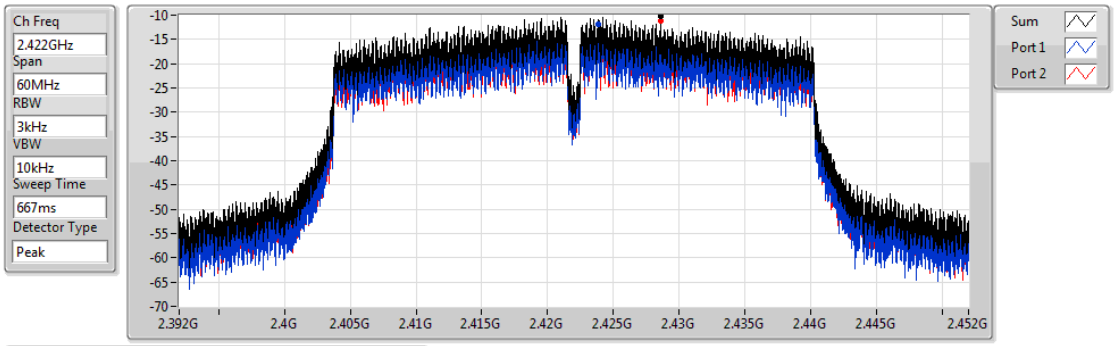

Sum	PD	Port 1	Port 2
(dBm/RBW)	(dBm/RBW)	(dBm/RBW)	(dBm/RBW)
-10.30	-10.30	-11.94	-11.08

802.11n HT40_Nss1,(MCS0)_2TX PSD

2437MHz

25/10/2018

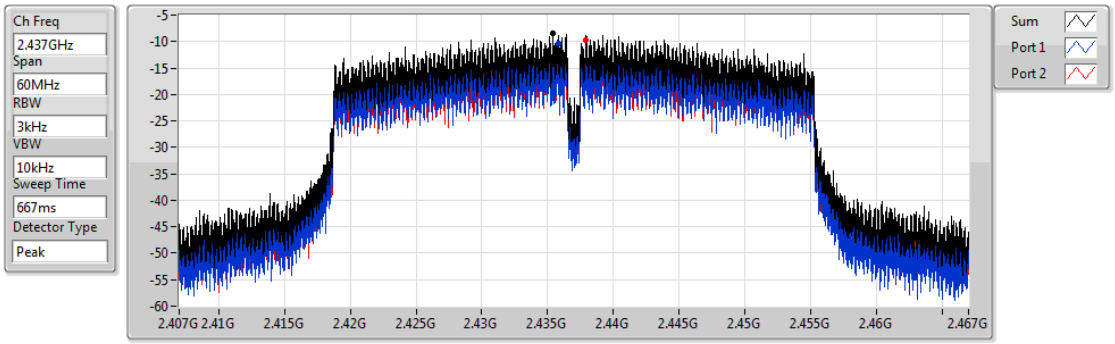

Sum	PD	Port 1	Port 2
(dBm/RBW)	(dBm/RBW)	(dBm/RBW)	(dBm/RBW)
-8.35	-8.35	-10.33	-9.64

802.11n HT40_Nss1,(MCS0)_2TX PSD

2452MHz

25/10/2018

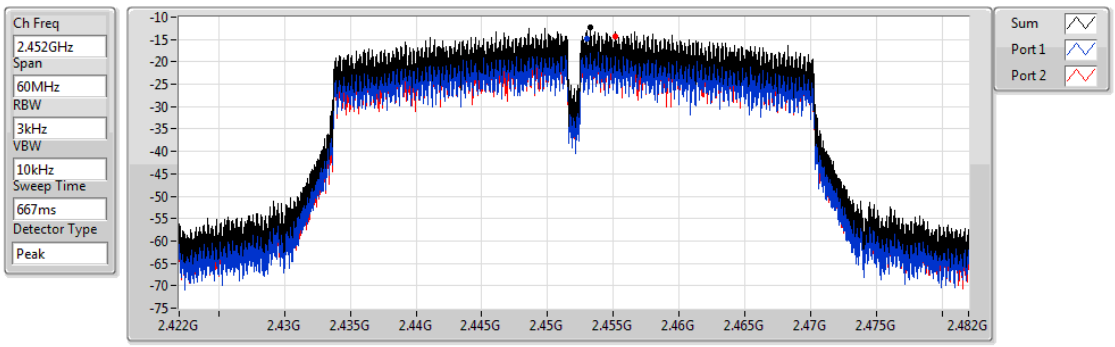

Sum	PD	Port 1	Port 2
(dBm/RBW)	(dBm/RBW)	(dBm/RBW)	(dBm/RBW)
-12.40	-12.40	-14.86	-14.25

Summary

Mode	Result	Ref (Hz)	Ref (dBm)	Limit (dBm)	Freq (Hz)	Level (dBm)	Freq (Hz)	Level (dBm)	Freq (Hz)	Level (dBm)	Freq (Hz)	Level (dBm)	Port
2.4-2.4835GHz	-	-	-	-	-	-	-	-	-	-	-	-	-
802.11b_Nss1,(1Mbps)_2TX	Pass	2.435905G	10.75	-19.25	479.69M	-58.17	2.39704G	-28.61	2.48598G	-53.45	7.235136G	-40.00	2
802.11g_Nss1,(6Mbps)_2TX	Pass	2.437575G	8.48	-21.52	479.69M	-57.32	2.39992G	-23.01	2.48822G	-49.68	7.237946G	-41.18	2
802.11n HT20_Nss1,(MCS0)_2TX	Pass	2.436406G	7.90	-22.10	479.69M	-57.59	2.3992G	-24.35	2.49982G	-50.35	7.235136G	-42.37	2
802.11n HT40_Nss1,(MCS0)_2TX	Pass	2.438243G	2.23	-27.77	479.985M	-54.23	2.39888G	-32.05	2.48478G	-52.01	7.247119G	-49.43	2

Result

Mode	Result	Ref (Hz)	Ref (dBm)	Limit (dBm)	Freq (Hz)	Level (dBm)	Freq (Hz)	Level (dBm)	Freq (Hz)	Level (dBm)	Freq (Hz)	Level (dBm)	Port
802.11b_Nss1,(1Mbps)_2TX	-	-	-	-	-	-	-	-	-	-	-	-	-
2412MHz	Pass	2.435905G	10.75	-19.25	2.309905G	-63.62	2.39856G	-31.07	2.48998G	-54.51	7.235136G	-38.85	1
2412MHz	Pass	2.435905G	10.75	-19.25	479.69M	-58.17	2.39704G	-28.61	2.48598G	-53.45	7.235136G	-40.00	2
2437MHz	Pass	2.435905G	10.75	-19.25	479.69M	-60.99	2.39808G	-45.50	2.4839G	-49.93	24.853903G	-55.80	1
2437MHz	Pass	2.435905G	10.75	-19.25	479.69M	-61.33	2.39704G	-51.11	2.49598G	-50.94	16.366214G	-55.41	2
2462MHz	Pass	2.435905G	10.75	-19.25	479.69M	-61.42	2.39208G	-54.37	2.48798G	-42.43	15.149674G	-55.03	1
2462MHz	Pass	2.435905G	10.75	-19.25	479.69M	-58.97	2.39936G	-55.67	2.48902G	-48.03	24.42123G	-55.84	2
802.11g_Nss1,(6Mbps)_2TX	-	-	-	-	-	-	-	-	-	-	-	-	-
2412MHz	Pass	2.437575G	8.48	-21.52	2.307575G	-60.52	2.39984G	-24.07	2.48758G	-52.09	7.240755G	-44.08	1
2412MHz	Pass	2.437575G	8.48	-21.52	479.69M	-57.32	2.39992G	-23.01	2.48822G	-49.68	7.237946G	-41.18	2
2437MHz	Pass	2.437575G	8.48	-21.52	479.69M	-58.97	2.39824G	-41.02	2.48574G	-44.67	5.167298G	-46.19	1
2437MHz	Pass	2.437575G	8.48	-21.52	479.69M	-57.65	2.39768G	-43.70	2.48846G	-46.36	16.869126G	-55.56	2
2462MHz	Pass	2.437575G	8.48	-21.52	479.69M	-60.79	2.39248G	-52.17	2.48358G	-41.31	2.529119G	-54.73	1
2462MHz	Pass	2.437575G	8.48	-21.52	479.69M	-57.84	2.39568G	-52.89	2.48358G	-40.40	5.215061G	-54.13	2
802.11n HT20_Nss1,(MCS0)_2TX	-	-	-	-	-	-	-	-	-	-	-	-	-
2412MHz	Pass	2.436406G	7.90	-22.10	2.30175G	-59.78	2.39832G	-27.10	2.48478G	-52.78	7.232327G	-45.14	1
2412MHz	Pass	2.436406G	7.90	-22.10	479.69M	-57.59	2.3992G	-24.35	2.49982G	-50.35	7.235136G	-42.37	2
2437MHz	Pass	2.436406G	7.90	-22.10	479.69M	-58.75	2.3976G	-40.63	2.48406G	-42.84	2.52631G	-55.19	1
2437MHz	Pass	2.436406G	7.90	-22.10	479.69M	-56.47	2.39856G	-44.42	2.48366G	-46.48	2.52631G	-54.93	2
2462MHz	Pass	2.436406G	7.90	-22.10	479.69M	-57.29	2.39152G	-52.85	2.48414G	-39.11	2.537548G	-53.60	1
2462MHz	Pass	2.436406G	7.90	-22.10	479.69M	-57.48	2.398G	-53.27	2.48366G	-41.18	2.5235G	-54.44	2
802.11n HT40_Nss1,(MCS0)_2TX	-	-	-	-	-	-	-	-	-	-	-	-	-
2422MHz	Pass	2.438243G	2.23	-27.77	79.235M	-55.66	2.39904G	-33.36	2.48414G	-52.20	7.249924G	-53.40	1
2422MHz	Pass	2.438243G	2.23	-27.77	479.985M	-54.23	2.39888G	-32.05	2.48478G	-52.01	7.247119G	-49.43	2
2437MHz	Pass	2.438243G	2.23	-27.77	479.985M	-56.73	2.39968G	-36.54	2.48382G	-42.50	24.444697G	-54.62	1
2437MHz	Pass	2.438243G	2.23	-27.77	479.985M	-54.55	2.39872G	-35.83	2.4851G	-43.22	24.492374G	-54.94	2
2452MHz	Pass	2.438243G	2.23	-27.77	47.175M	-57.67	2.3992G	-53.87	2.4843G	-44.82	15.080262G	-55.27	1
2452MHz	Pass	2.438243G	2.23	-27.77	79.235M	-58.08	2.3992G	-57.65	2.48382G	-46.93	16.639599G	-55.17	2

802.11b_Nss1,(1Mbps)_2TX

CSE NdB

2412MHz

25/10/2018

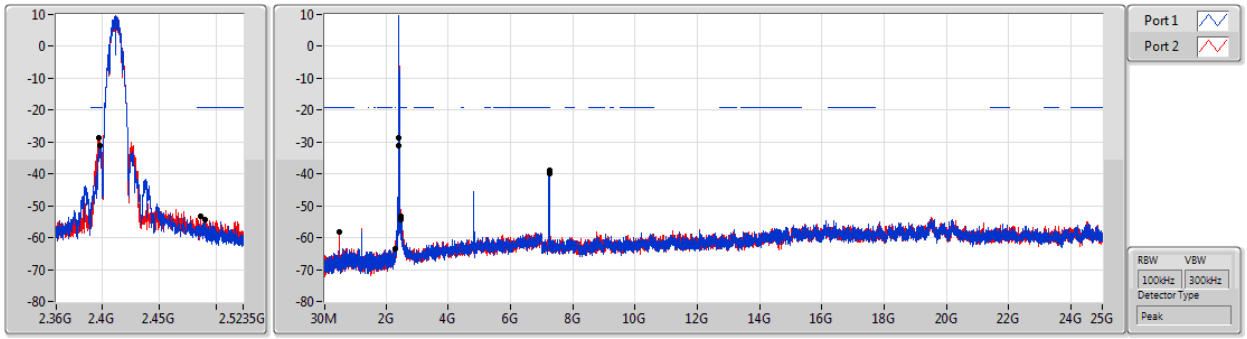

Ref(Hz)	Ref(dBm)	Limit(dBm)	Freq(Hz)	Level(dBm)	Freq(Hz)	Level(dBm)	Freq(Hz)	Level(dBm)	Freq(Hz)	Level(dBm)	Port
2.435905G	10.75	-19.25	2.309905G	-63.62	2.39856G	-31.07	2.48998G	-54.51	7.235136G	-38.85	1
2.435905G	10.75	-19.25	479.69M	-58.17	2.39704G	-28.61	2.48598G	-53.45	7.235136G	-40.00	2

802.11b_Nss1,(1Mbps)_2TX

CSE NdB

2437MHz

25/10/2018

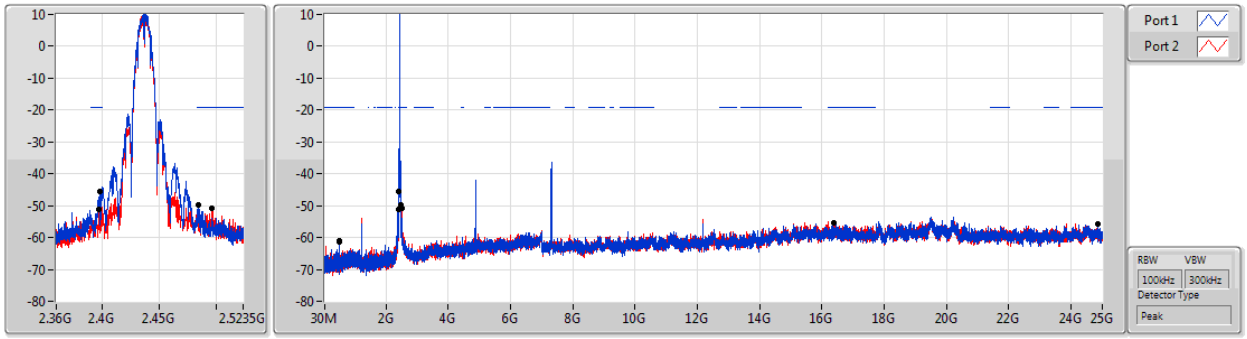

Ref(Hz)	Ref(dBm)	Limit(dBm)	Freq(Hz)	Level(dBm)	Freq(Hz)	Level(dBm)	Freq(Hz)	Level(dBm)	Freq(Hz)	Level(dBm)	Port
2.435905G	10.75	-19.25	479.69M	-60.99	2.39808G	-45.50	2.4839G	-49.93	24.853903G	-55.80	1
2.435905G	10.75	-19.25	479.69M	-61.33	2.39704G	-51.11	2.49598G	-50.94	16.366214G	-55.41	2

802.11b_Nss1,(1Mbps)_2TX

CSE NdB

2462MHz

25/10/2018

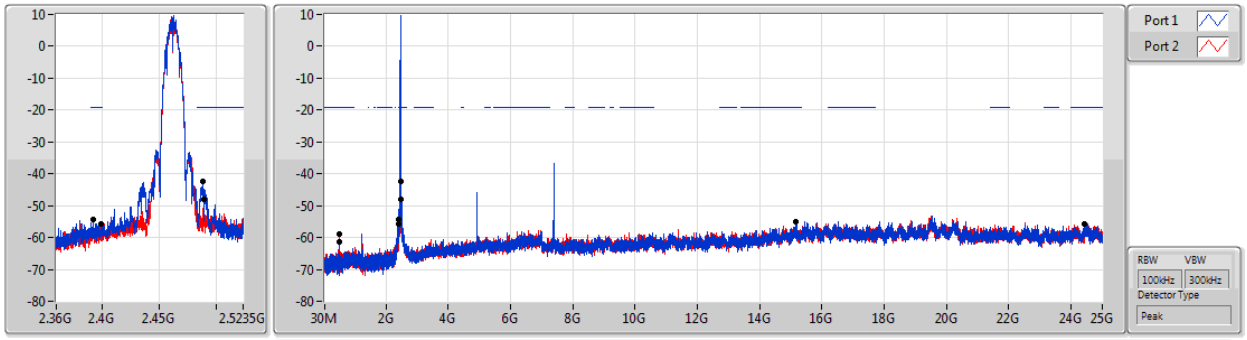

Ref(Hz)	Ref(dBm)	Limit(dBm)	Freq(Hz)	Level(dBm)	Freq(Hz)	Level(dBm)	Freq(Hz)	Level(dBm)	Freq(Hz)	Level(dBm)	Port
2.435905G	10.75	-19.25	479.69M	-61.42	2.39208G	-54.37	2.48798G	-42.43	15.149674G	-55.03	1
2.435905G	10.75	-19.25	479.69M	-58.97	2.39936G	-55.67	2.48902G	-48.03	24.42123G	-55.84	2

802.11g_Nss1,(6Mbps)_2TX CSE NdB

2412MHz

25/10/2018

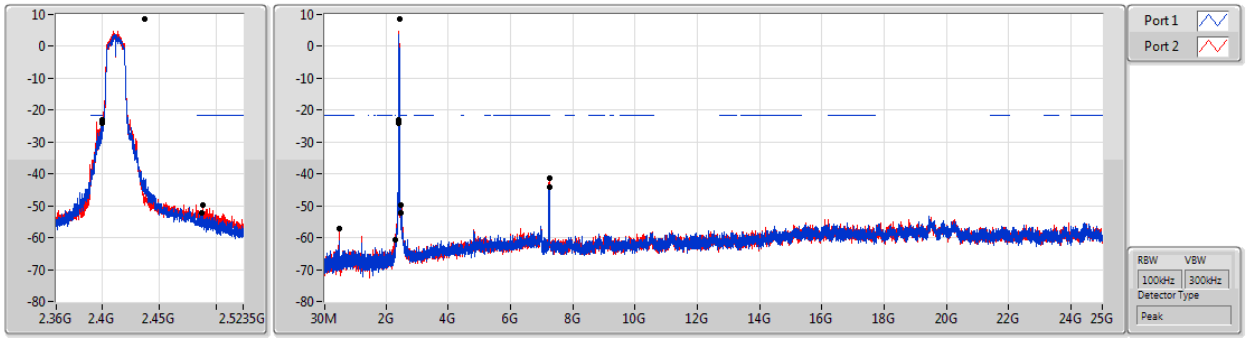

Ref(Hz)	Ref(dBm)	Limit(dBm)	Freq(Hz)	Level(dBm)	Freq(Hz)	Level(dBm)	Freq(Hz)	Level(dBm)	Freq(Hz)	Level(dBm)	Port
2.437575G	8.48	-21.52	2.307575G	-60.52	2.39984G	-24.07	2.48758G	-52.09	7.240755G	-44.08	1
2.437575G	8.48	-21.52	479.69M	-57.32	2.39992G	-23.01	2.48822G	-49.68	7.237946G	-41.18	2

802.11g_Nss1,(6Mbps)_2TX CSE NdB

2437MHz

25/10/2018

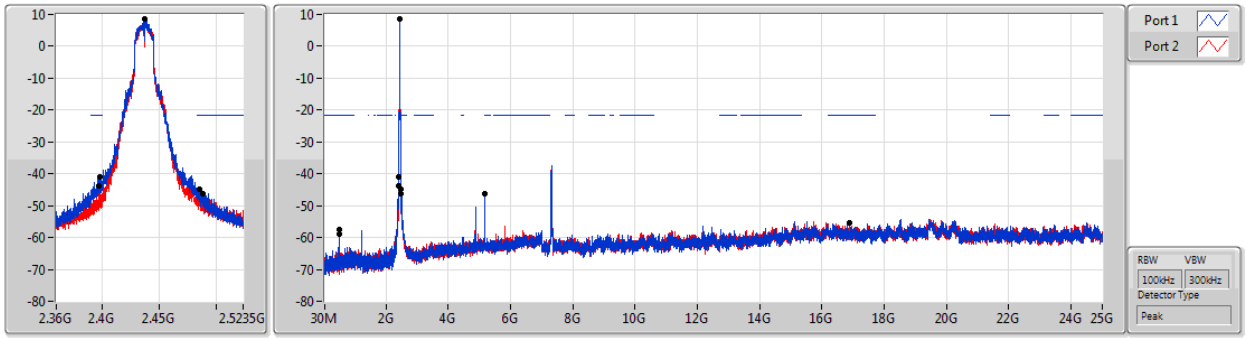

Ref(Hz)	Ref(dBm)	Limit(dBm)	Freq(Hz)	Level(dBm)	Freq(Hz)	Level(dBm)	Freq(Hz)	Level(dBm)	Freq(Hz)	Level(dBm)	Port
2.437575G	8.48	-21.52	479.69M	-58.97	2.39824G	-41.02	2.48574G	-44.67	5.167298G	-46.19	1
2.437575G	8.48	-21.52	479.69M	-57.65	2.39768G	-43.70	2.48846G	-46.36	16.869126G	-55.56	2

802.11g_Nss1,(6Mbps)_2TX CSE NdB

2462MHz

25/10/2018

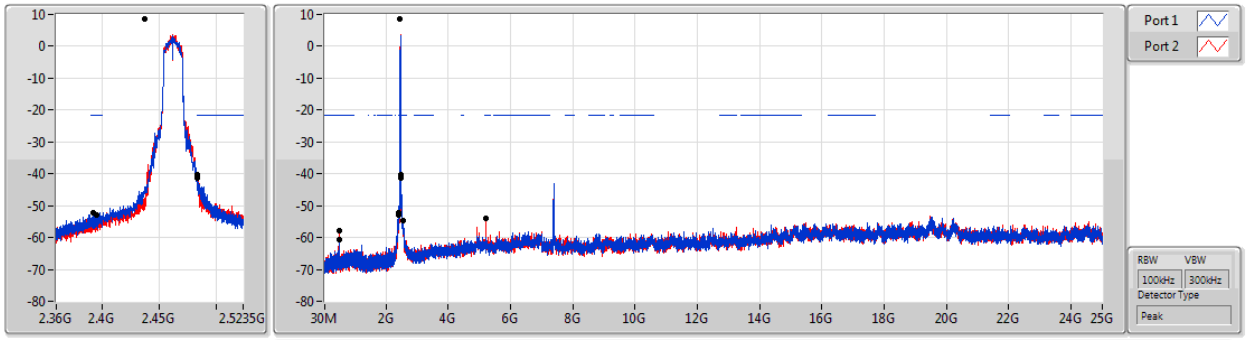

Ref(Hz)	Ref(dBm)	Limit(dBm)	Freq(Hz)	Level(dBm)	Freq(Hz)	Level(dBm)	Freq(Hz)	Level(dBm)	Freq(Hz)	Level(dBm)	Port
2.437575G	8.48	-21.52	479.69M	-60.79	2.39248G	-52.17	2.48358G	-41.31	2.529119G	-54.73	1
2.437575G	8.48	-21.52	479.69M	-57.84	2.39568G	-52.89	2.48358G	-40.40	5.215061G	-54.13	2

802.11n HT20_Nss1,(MCS0)_2TX CSE NdB

2412MHz

25/10/2018

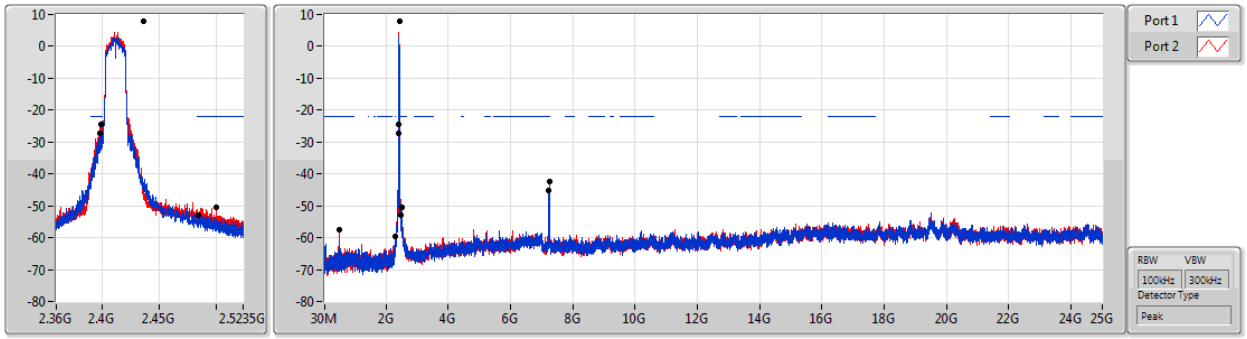

Ref(Hz)	Ref(dBm)	Limit(dBm)	Freq(Hz)	Level(dBm)	Freq(Hz)	Level(dBm)	Freq(Hz)	Level(dBm)	Freq(Hz)	Level(dBm)	Port
2.436406G	7.90	-22.10	2.30175G	-59.78	2.39832G	-27.10	2.48478G	-52.78	7.232327G	-45.14	1
2.436406G	7.90	-22.10	479.69M	-57.59	2.3992G	-24.35	2.49982G	-50.35	7.235136G	-42.37	2

802.11n HT20_Nss1,(MCS0)_2TX CSE NdB

2437MHz

25/10/2018

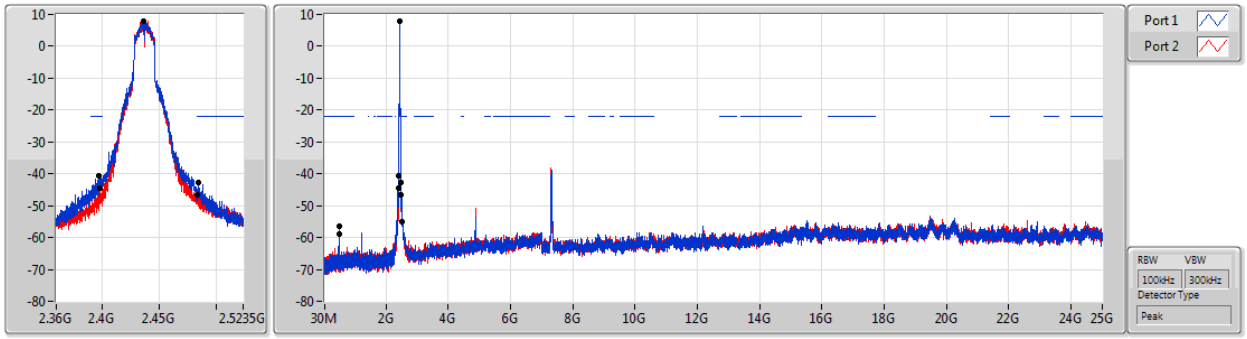

Ref(Hz)	Ref(dBm)	Limit(dBm)	Freq(Hz)	Level(dBm)	Freq(Hz)	Level(dBm)	Freq(Hz)	Level(dBm)	Freq(Hz)	Level(dBm)	Port
2.436406G	7.90	-22.10	479.69M	-58.75	2.3976G	-40.63	2.48406G	-42.84	2.52631G	-55.19	1
2.436406G	7.90	-22.10	479.69M	-56.47	2.39856G	-44.42	2.48366G	-46.48	2.52631G	-54.93	2

802.11n HT20_Nss1,(MCS0)_2TX CSE NdB

2462MHz

25/10/2018

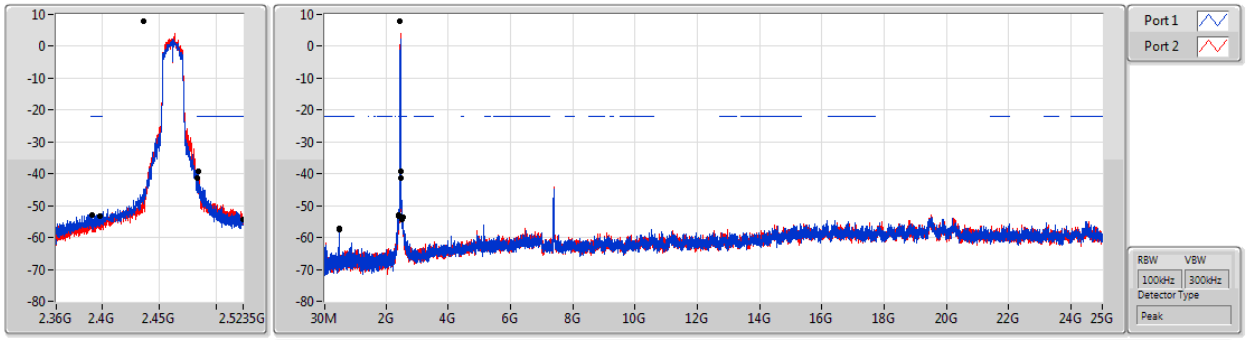

Ref(Hz)	Ref(dBm)	Limit(dBm)	Freq(Hz)	Level(dBm)	Freq(Hz)	Level(dBm)	Freq(Hz)	Level(dBm)	Freq(Hz)	Level(dBm)	Port
2.436406G	7.90	-22.10	479.69M	-57.29	2.39152G	-52.85	2.48414G	-39.11	2.537548G	-53.60	1
2.436406G	7.90	-22.10	479.69M	-57.48	2.398G	-53.27	2.48366G	-41.18	2.5235G	-54.44	2

802.11n HT40_Nss1,(MCS0)_2TX — CSE NdB

2422MHz

25/10/2018

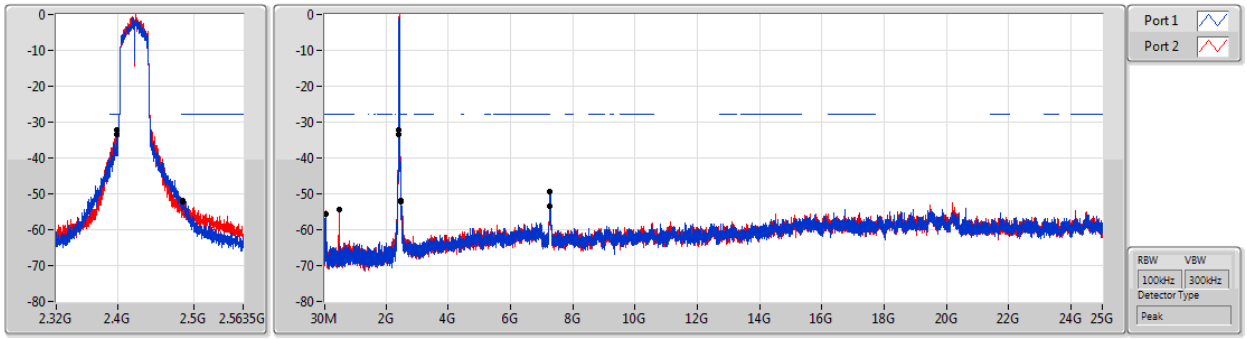

Ref(Hz)	Ref(dBm)	Limit(dBm)	Freq(Hz)	Level(dBm)	Freq(Hz)	Level(dBm)	Freq(Hz)	Level(dBm)	Freq(Hz)	Level(dBm)	Port
2.438243G	2.23	-27.77	79.235M	-55.66	2.39904G	-33.36	2.48414G	-52.20	7.249924G	-53.40	1
2.438243G	2.23	-27.77	479.985M	-54.23	2.39888G	-32.05	2.48478G	-52.01	7.247119G	-49.43	2

802.11n HT40_Nss1,(MCS0)_2TX — CSE NdB

2437MHz

25/10/2018

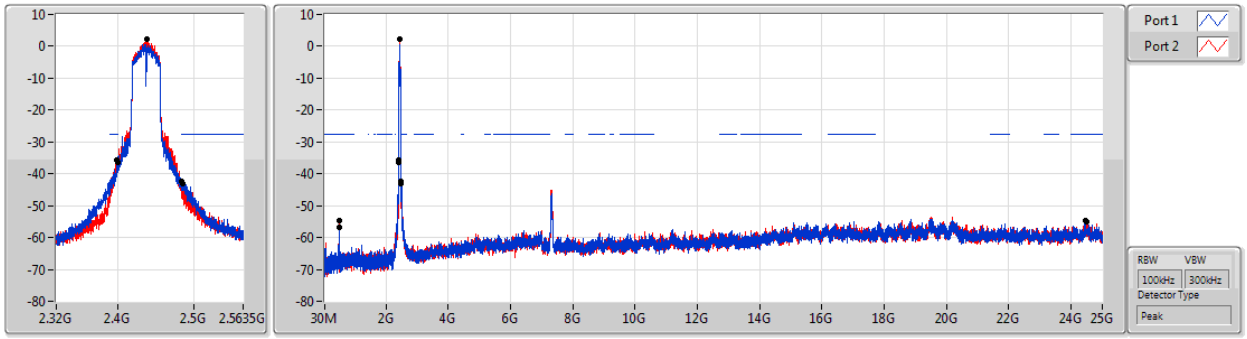

Ref(Hz)	Ref(dBm)	Limit(dBm)	Freq(Hz)	Level(dBm)	Freq(Hz)	Level(dBm)	Freq(Hz)	Level(dBm)	Freq(Hz)	Level(dBm)	Port
2.438243G	2.23	-27.77	479.985M	-56.73	2.39968G	-36.54	2.48382G	-42.50	24.444697G	-54.62	1
2.438243G	2.23	-27.77	479.985M	-54.55	2.39872G	-35.83	2.4851G	-43.22	24.492374G	-54.94	2

802.11n HT40_Nss1,(MCS0)_2TX — CSE NdB

2452MHz

25/10/2018

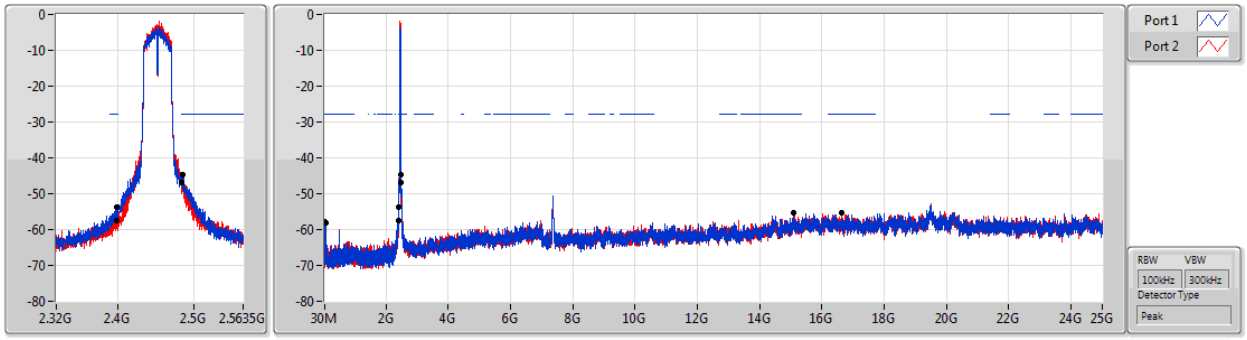

Ref(Hz)	Ref(dBm)	Limit(dBm)	Freq(Hz)	Level(dBm)	Freq(Hz)	Level(dBm)	Freq(Hz)	Level(dBm)	Freq(Hz)	Level(dBm)	Port
2.438243G	2.23	-27.77	47.175M	-57.67	2.3992G	-53.87	2.4843G	-44.82	15.080262G	-55.27	1
2.438243G	2.23	-27.77	79.235M	-58.08	2.3992G	-57.65	2.48382G	-46.93	16.639599G	-55.17	2

RSE below 1GHz Result			
Operating Mode	2	**Polarization**	Vertical
Operating Function	Intentional - CTX		

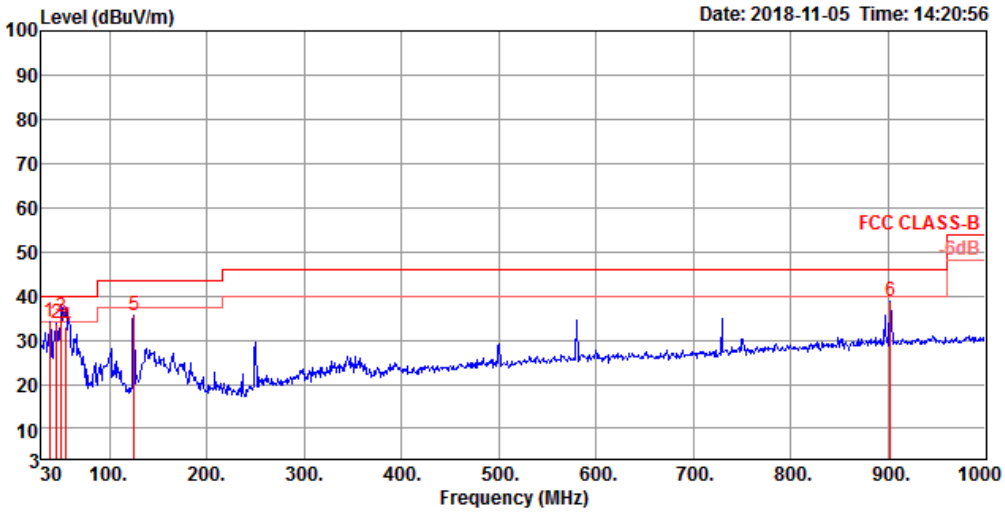

	Freq	Level	Limit Line	Over Limit	Read Level	Cable Loss	Antenna Factor	Preamp Factor	A/Pos	T/Pos	Remark	Pol/Phase
	MHz	dBuV/m	dBuV/m	dB	dBuV	dB	dB/m	dB	cm	deg		
1	38.73	34.31	40.00	-5.69	44.63	0.81	20.51	31.64	100	279	Peak	VERTICAL
2	45.52	33.92	40.00	-6.08	47.95	0.90	16.78	31.71	100	332	Peak	VERTICAL
3	50.37	35.16	40.00	-4.84	51.28	0.92	14.72	31.76	100	332	QP	VERTICAL
4	55.22	33.08	40.00	-6.92	50.33	0.92	13.62	31.79	100	2	QP	VERTICAL
5	125.06	35.66	43.50	-7.84	47.51	1.44	18.60	31.89	100	0	Peak	VERTICAL
6	902.03	38.93	46.00	-7.07	39.59	4.09	27.72	32.47	300	274	Peak	VERTICAL

Note 1: “>20dB” means emission levels that exceed the level of 20 dB below the applicable limit.
Note 2: “N/F” means Nothing Found emissions (No emissions were detected.)

RSE below 1GHz Result			
Operating Mode	2	**Polarization**	Horizontal
Operating Function	Intentional - CTX		

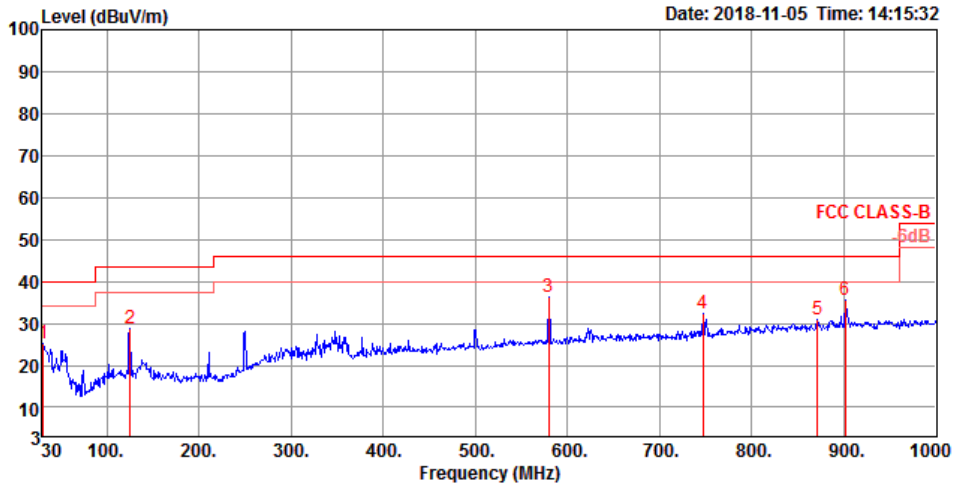

	Freq	Level	Limit Line	Over Limit	Read Level	Cable Loss	Antenna Factor	Preamp Factor	A/Pos	T/Pos	Remark	Pol/Phase
	MHz	dBuV/m	dBuV/m	dB	dBuV	dB	dB/m	dB	cm	deg		
1	30.97	25.07	40.00	-14.93	30.73	0.69	25.11	31.46	200	137	Peak	HORIZONTAL
2	125.06	28.90	43.50	-14.60	40.75	1.44	18.60	31.89	300	263	Peak	HORIZONTAL
3	579.99	36.14	46.00	-9.86	40.51	3.23	24.79	32.39	150	284	Peak	HORIZONTAL
4	746.83	32.36	46.00	-13.64	35.09	3.63	26.17	32.53	125	2	Peak	HORIZONTAL
5	870.99	30.80	46.00	-15.20	31.87	3.90	27.48	32.45	150	94	Peak	HORIZONTAL
6	901.06	35.66	46.00	-10.34	36.34	4.09	27.70	32.47	200	259	Peak	HORIZONTAL

Note 1: “>20dB” means emission levels that exceed the level of 20 dB below the applicable limit.
Note 2: “N/F” means Nothing Found emissions (No emissions were detected.)

RSE below 1GHz Result			
Operating Mode	2	**Polarization**	Vertical
Operating Function	Unintentional - Normal Link		

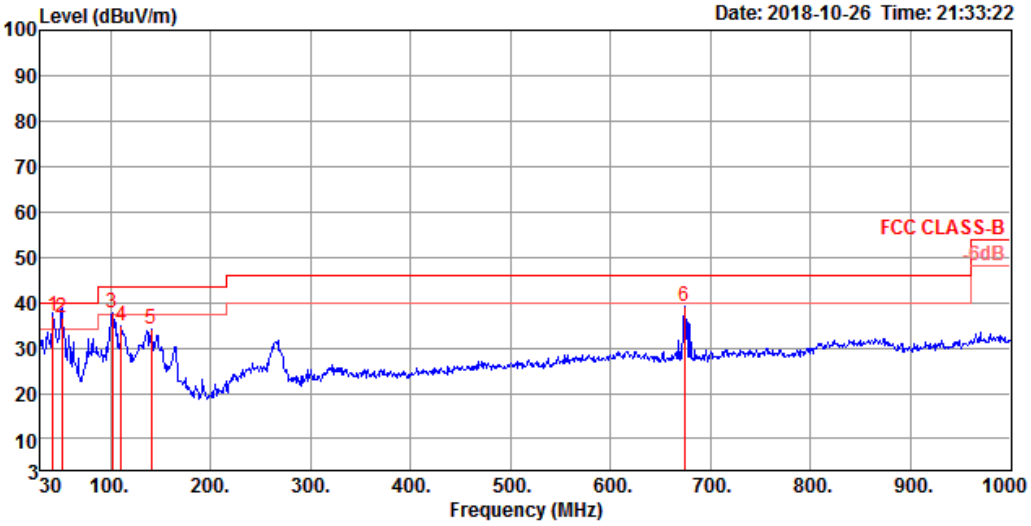

	Freq	Level	Limit Line	Over Limit	Read Level	Cable Loss	Antenna Factor	Preamp Factor	A/Pos	T/Pos	Remark	Pol/Phase
	MHz	dBuV/m	dBuV/m	dB	dBuV	dB	dB/m	dB	cm	deg		
1	42.61	36.92	40.00	-3.08	49.48	0.80	18.32	31.68	100	201	QP	VERTICAL
2	51.34	36.81	40.00	-3.19	53.21	0.87	14.50	31.77	100	25	QP	VERTICAL
3	101.78	37.65	43.50	-5.85	50.99	1.23	17.30	31.87	100	339	Peak	VERTICAL
4	110.51	34.88	43.50	-8.62	47.26	1.27	18.22	31.87	150	196	Peak	VERTICAL
5	140.58	34.05	43.50	-9.45	46.75	1.44	17.75	31.89	100	96	Peak	VERTICAL
6	674.08	39.08	46.00	-6.92	42.88	3.13	25.55	32.48	150	18	Peak	VERTICAL

Note 1: “>20dB” means emission levels that exceed the level of 20 dB below the applicable limit.
Note 2: “N/F” means Nothing Found emissions (No emissions were detected.)

RSE below 1GHz Result			
Operating Mode	2	**Polarization**	Horizontal
Operating Function	Unintentional - Normal Link		

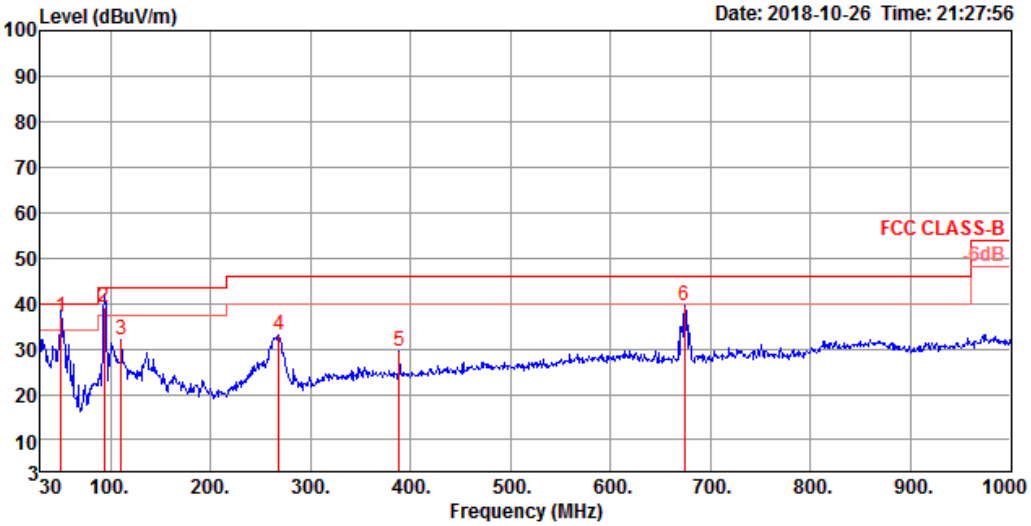

	Freq	Level	Limit Line	Over Limit	Read Level	Cable Loss	Antenna Factor	Preamp Factor	A/Pos	T/Pos	Remark	Pol/Phase
	MHz	dBuV/m	dBuV/m	dB	dBuV	dB	dB/m	dB	cm	deg		
1	50.37	36.98	40.00	-3.02	53.15	0.87	14.72	31.76	149	124	QP	HORIZONTAL
2	94.02	39.29	43.50	-4.21	53.95	1.18	16.02	31.86	101	188	QP	HORIZONTAL
3	110.51	31.95	43.50	-11.55	44.33	1.27	18.22	31.87	125	185	Peak	HORIZONTAL
4	268.62	33.10	46.00	-12.90	43.65	1.97	19.49	32.01	200	175	Peak	HORIZONTAL
5	388.90	29.62	46.00	-16.38	37.14	2.37	22.23	32.12	150	45	Peak	HORIZONTAL
6	674.08	39.50	46.00	-6.50	43.30	3.13	25.55	32.48	100	0	Peak	HORIZONTAL

Note 1: “>20dB” means emission levels that exceed the level of 20 dB below the applicable limit.
Note 2: “N/F” means Nothing Found emissions (No emissions were detected.)

RSE Unintentional 1GHz~5th			
Operating Mode	1	**Polarization**	Vertical
Operating Function	Unintentional - Normal Link		

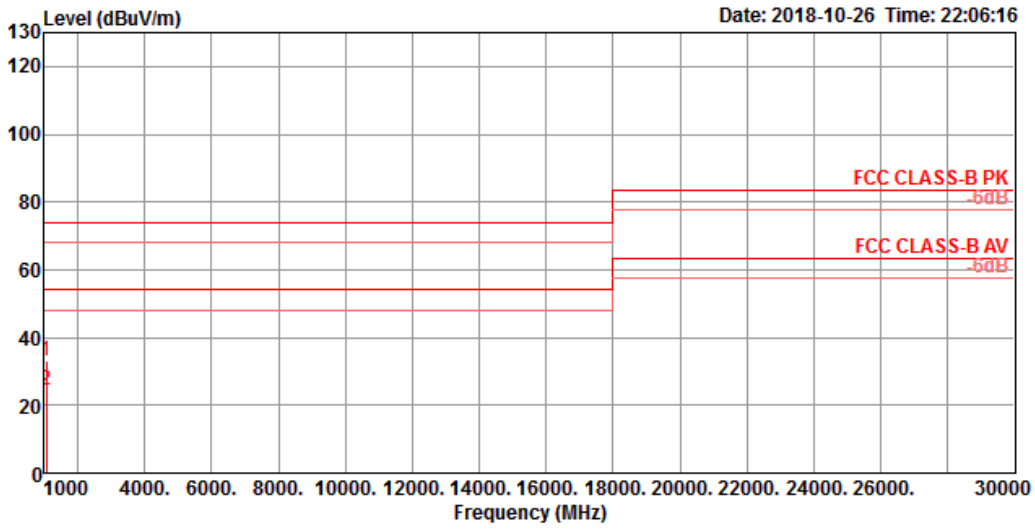

	Freq	Level	Limit Line	Over Limit	Read Level	Cable Loss	Antenna Factor	Preamp Factor	A/Pos	T/Pos	Remark	Pol/Phase
	MHz	dBuV/m	dBuV/m	dB	dBuV	dB	dB/m	dB	cm	deg		
1	1053.82	32.91	74.00	-41.09	42.76	2.39	24.69	36.93	102	294	Peak	VERTICAL
2	1055.92	24.25	54.00	-29.75	34.09	2.40	24.69	36.93	102	294	Average	VERTICAL

Note 1: “>20dB” means emission levels that exceed the level of 20 dB below the applicable limit.
Note 2: “N/F” means Nothing Found emissions (No emissions were detected.)

RSE Unintentional 1GHz~5th			
Operating Mode	1	**Polarization**	Horizontal
Operating Function	Unintentional - Normal Link		

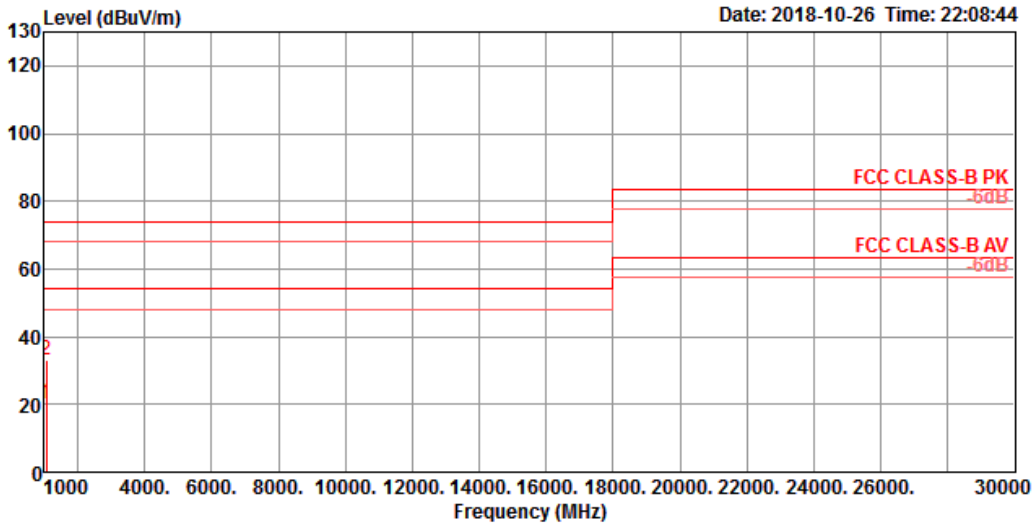

	Freq	Level	Limit Line	Over Limit	Read Level	Cable Loss	Antenna Factor	Preamp Factor	A/Pos	T/Pos	Remark	Pol/Phase
	MHz	dBuV/m	dBuV/m	dB	dBuV	dB	dB/m	dB	cm	deg		
1	1055.64	20.19	54.00	-33.81	30.03	2.40	24.69	36.93	100	202	Average	HORIZONTAL
2	1056.41	33.21	74.00	-40.79	43.05	2.40	24.69	36.93	100	202	Peak	HORIZONTAL

Note 1: “>20dB” means emission levels that exceed the level of 20 dB below the applicable limit.
Note 2: “N/F” means Nothing Found emissions (No emissions were detected.)

Summary

Mode	Result	Type	Freq (Hz)	Level (dBuV/m)	Limit (dBuV/m)	Margin (dB)	Factor (dB)	Dist (m)	Condition	Azimuth (°)	Height (m)	Comments
2.4-2.4835GHz	-	-	-	-	-	-	-	-	-	-	-	-
802.11g_Nss1,(6Mbps)_2TX	Pass	PK	2.4852G	73.96	74.00	-0.04	32.69	3	Vertical	80	1.21	-

802.11b_Nss1,(1Mbps)_2TX

2412MHz_TX

25/10/2018

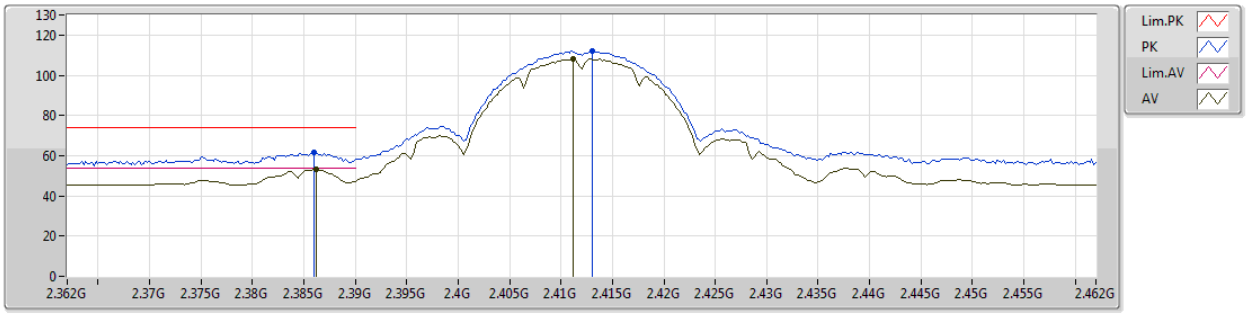

EUT Y_2TX
Setting 21
04-E-3
FSP(100142)

Type	Freq	Level	Limit	Margin	Factor	Dist	Condition	Azimuth	Height	Comments
	(Hz)	(dBuV/m)	(dBuV/m)	(dB)	(dB)	(m)		(°)	(m)	
PK	2.386G	61.67	74.00	-12.33	32.76	3	Vertical	79	2.62	-
AV	2.3862G	53.08	54.00	-0.92	32.76	3	Vertical	79	2.62	-
PK	2.413G	112.06	Inf	-Inf	32.71	3	Vertical	79	2.62	-
AV	2.4112G	107.93	Inf	-Inf	32.72	3	Vertical	79	2.62	-

802.11b_Nss1,(1Mbps)_2TX

2412MHz_TX

25/10/2018

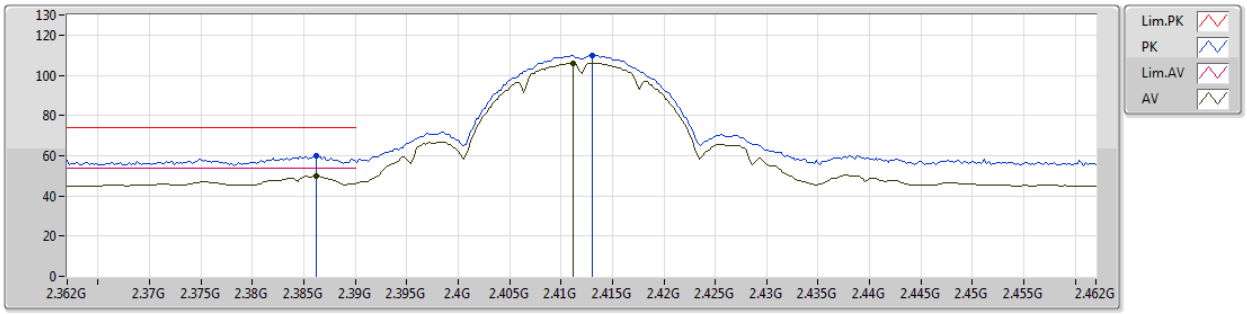

EUT Y_2TX
Setting 21
04-E-3
FSP(100142)

Type	Freq	Level	Limit	Margin	Factor	Dist	Condition	Azimuth	Height	Comments
	(Hz)	(dBuV/m)	(dBuV/m)	(dB)	(dB)	(m)		(°)	(m)	
PK	2.3862G	59.71	74.00	-14.29	32.76	3	Horizontal	192	1.28	-
AV	2.3862G	49.86	54.00	-4.14	32.76	3	Horizontal	192	1.28	-
PK	2.413G	110.05	Inf	-Inf	32.71	3	Horizontal	192	1.28	-
AV	2.4112G	105.98	Inf	-Inf	32.72	3	Horizontal	192	1.28	-

802.11b_Nss1,(1Mbps)_2TX

2412MHz_TX

25/10/2018

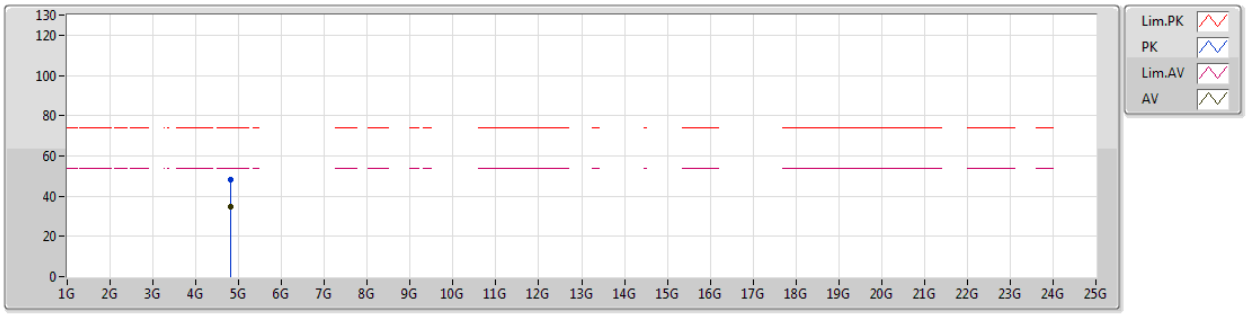

EUT Y_2TX
Setting 21
04-E-3
FSP(100142)

Type	Freq	Level	Limit	Margin	Factor	Dist	Condition	Azimuth	Height	Comments
	(Hz)	(dBuV/m)	(dBuV/m)	(dB)	(dB)	(m)		(°)	(m)	
PK	4.8236G	48.20	74.00	-25.80	5.48	3	Vertical	157	1.59	-
AV	4.82399G	34.50	54.00	-19.50	5.48	3	Vertical	157	1.59	-

802.11b_Nss1,(1Mbps)_2TX

2412MHz_TX

25/10/2018

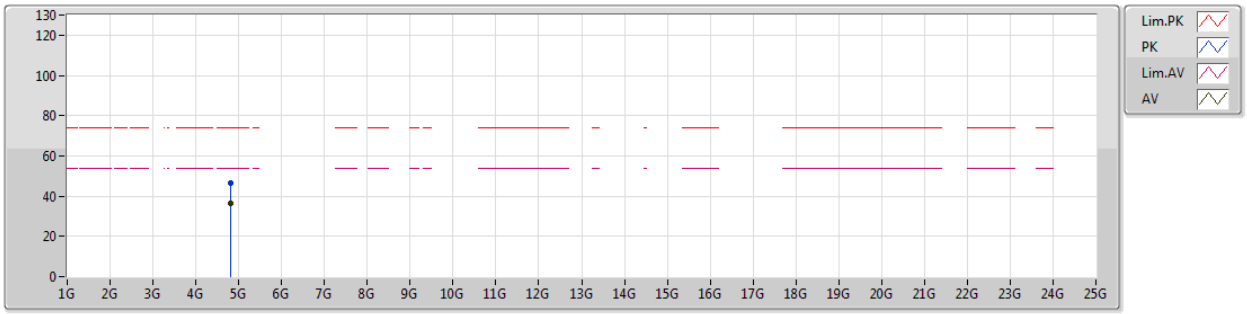

EUT Y_2TX
Setting 21
04-E-3
FSP(100142)

Type	Freq	Level	Limit	Margin	Factor	Dist	Condition	Azimuth	Height	Comments
	(Hz)	(dBuV/m)	(dBuV/m)	(dB)	(dB)	(m)		(°)	(m)	
PK	4.82423G	46.73	74.00	-27.27	5.48	3	Horizontal	137	1.51	-
AV	4.82397G	36.16	54.00	-17.84	5.48	3	Horizontal	137	1.51	-

802.11b_Nss1,(1Mbps)_2TX

2417MHz_TX

25/10/2018

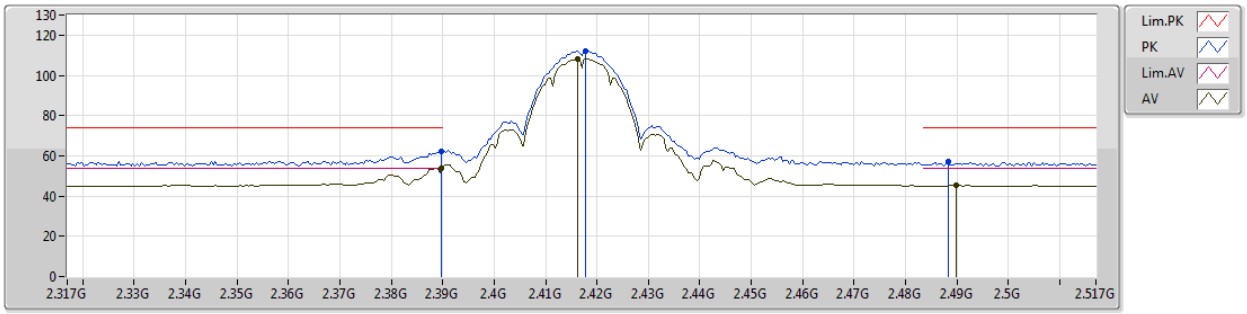

EUT Y_2TX
Setting 21
04-E-3
FSP(100142)

Type	Freq	Level	Limit	Margin	Factor	Dist	Condition	Azimuth	Height	Comments
	(Hz)	(dBuV/m)	(dBuV/m)	(dB)	(dB)	(m)		(°)	(m)	
PK	2.3898G	62.03	74.00	-11.97	32.75	3	Vertical	61	2.37	-
AV	2.3898G	53.89	54.00	-0.11	32.75	3	Vertical	61	2.37	-
PK	2.4178G	112.06	Inf	-Inf	32.71	3	Vertical	61	2.37	-
AV	2.4162G	108.10	Inf	-Inf	32.72	3	Vertical	61	2.37	-
PK	2.4882G	57.21	74.00	-16.79	32.69	3	Vertical	61	2.37	-
AV	2.4898G	45.22	54.00	-8.78	32.69	3	Vertical	61	2.37	-

802.11b_Nss1,(1Mbps)_2TX

2417MHz_TX

25/10/2018

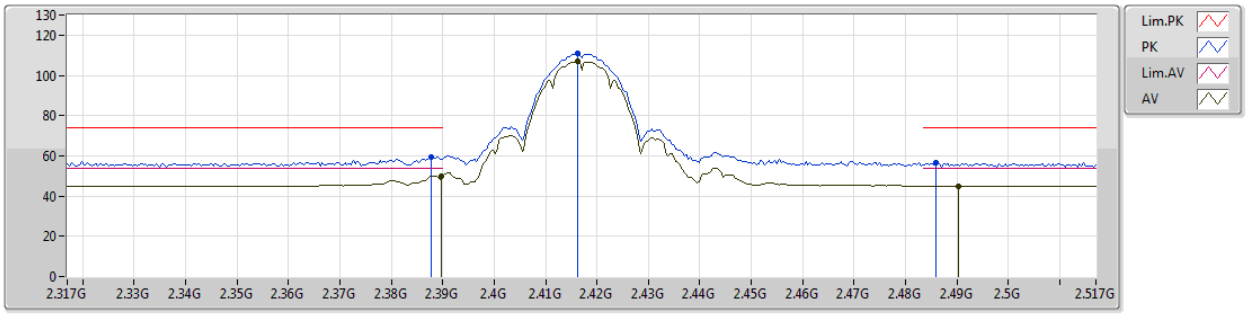

EUT Y_2TX
Setting 21
04-E-3
FSP(100142)

Type	Freq	Level	Limit	Margin	Factor	Dist	Condition	Azimuth	Height	Comments
	(Hz)	(dBuV/m)	(dBuV/m)	(dB)	(dB)	(m)		(°)	(m)	
PK	2.3878G	59.20	74.00	-14.80	32.75	3	Horizontal	191	1.27	-
AV	2.3898G	49.83	54.00	-4.17	32.75	3	Horizontal	191	1.27	-
PK	2.4162G	110.69	Inf	-Inf	32.72	3	Horizontal	191	1.27	-
AV	2.4162G	106.86	Inf	-Inf	32.72	3	Horizontal	191	1.27	-
PK	2.4858G	56.56	74.00	-17.44	32.70	3	Horizontal	191	1.27	-
AV	2.4902G	45.03	54.00	-8.97	32.69	3	Horizontal	191	1.27	-

802.11b_Nss1,(1Mbps)_2TX

2422MHz_TX

25/10/2018

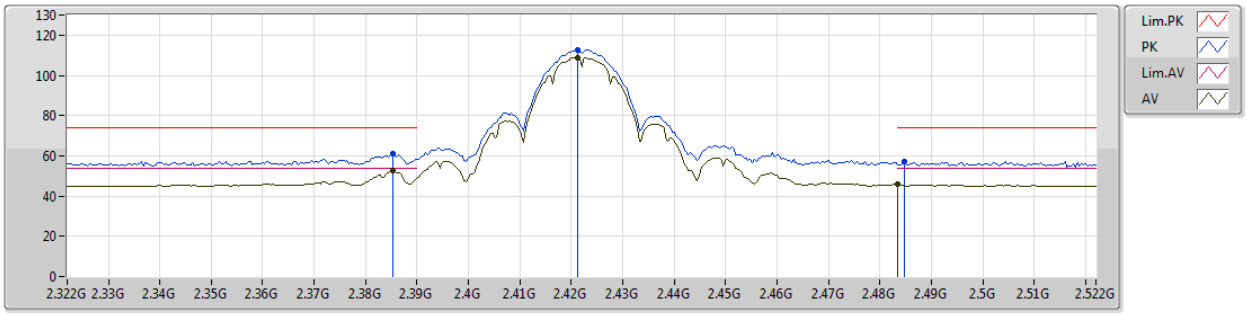

EUT Y_2TX
Setting 24
04-E-3
FSP(100142)

Type	Freq	Level	Limit	Margin	Factor	Dist	Condition	Azimuth	Height	Comments
	(Hz)	(dBuV/m)	(dBuV/m)	(dB)	(dB)	(m)		(°)	(m)	
PK	2.3852G	61.18	74.00	-12.82	32.76	3	Vertical	59	2.35	-
AV	2.3852G	52.78	54.00	-1.22	32.76	3	Vertical	59	2.35	-
PK	2.4212G	112.58	Inf	-Inf	32.72	3	Vertical	59	2.35	-
AV	2.4212G	108.77	Inf	-Inf	32.72	3	Vertical	59	2.35	-
PK	2.4848G	57.03	74.00	-16.97	32.69	3	Vertical	59	2.35	-
AV	2.4835G	45.87	54.00	-8.13	32.69	3	Vertical	59	2.35	-

802.11b_Nss1,(1Mbps)_2TX

2422MHz_TX

25/10/2018

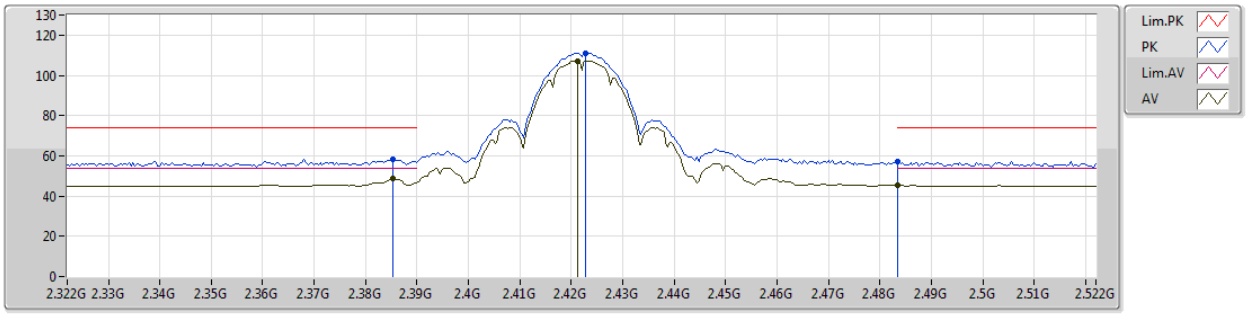

EUT Y_2TX
Setting 24
04-E-3
FSP(100142)

Type	Freq	Level	Limit	Margin	Factor	Dist	Condition	Azimuth	Height	Comments
	(Hz)	(dBuV/m)	(dBuV/m)	(dB)	(dB)	(m)		(°)	(m)	
PK	2.3852G	58.55	74.00	-15.45	32.76	3	Horizontal	193	1.45	-
AV	2.3852G	48.99	54.00	-5.01	32.76	3	Horizontal	193	1.45	-
PK	2.4228G	111.18	Inf	-Inf	32.71	3	Horizontal	193	1.45	-
AV	2.4212G	107.20	Inf	-Inf	32.72	3	Horizontal	193	1.45	-
PK	2.4835G	57.35	74.00	-16.65	32.69	3	Horizontal	193	1.45	-
AV	2.4835G	45.60	54.00	-8.40	32.69	3	Horizontal	193	1.45	-

802.11b_Nss1,(1Mbps)_2TX

2427MHz_TX

25/10/2018

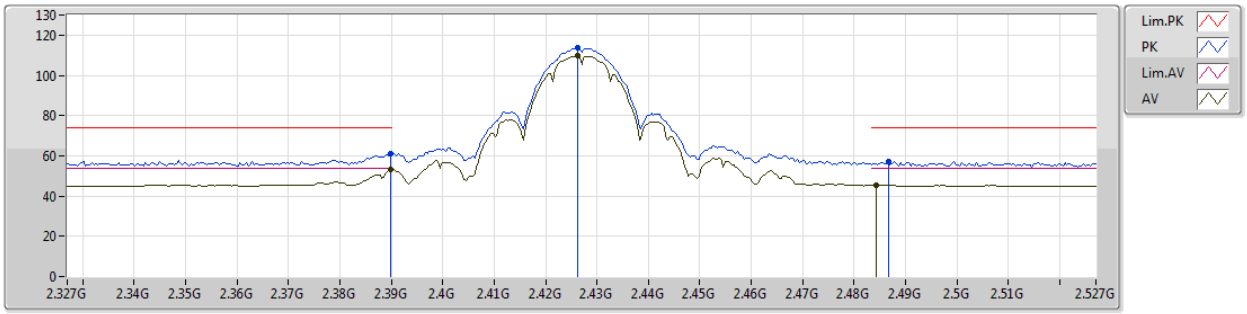

EUT Y_2TX
Setting 24
04-E-3
FSP(100142)

Type	Freq	Level	Limit	Margin	Factor	Dist	Condition	Azimuth	Height	Comments
	(Hz)	(dBuV/m)	(dBuV/m)	(dB)	(dB)	(m)		(°)	(m)	
PK	2.3898G	61.02	74.00	-12.98	32.75	3	Vertical	61	1.88	-
AV	2.3898G	53.31	54.00	-0.69	32.75	3	Vertical	61	1.88	-
PK	2.4262G	113.52	Inf	-Inf	32.71	3	Vertical	61	1.88	-
AV	2.4262G	109.63	Inf	-Inf	32.71	3	Vertical	61	1.88	-
PK	2.4866G	57.35	74.00	-16.65	32.70	3	Vertical	61	1.88	-
AV	2.4842G	45.40	54.00	-8.60	32.69	3	Vertical	61	1.88	-

802.11b_Nss1,(1Mbps)_2TX

2427MHz_TX

25/10/2018

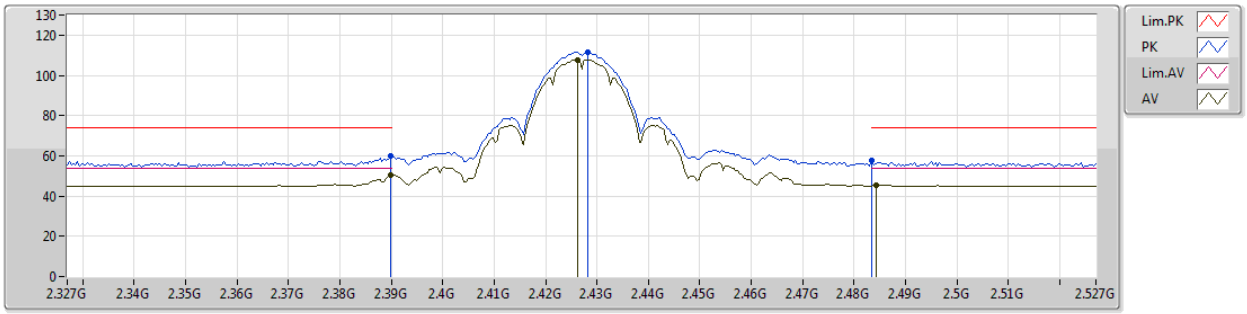

EUT Y_2TX
Setting 24
04-E-3
FSP(100142)

Type	Freq	Level	Limit	Margin	Factor	Dist	Condition	Azimuth	Height	Comments
	(Hz)	(dBuV/m)	(dBuV/m)	(dB)	(dB)	(m)		(°)	(m)	
PK	2.3898G	59.72	74.00	-14.28	32.75	3	Horizontal	193	1.46	-
AV	2.3898G	50.66	54.00	-3.34	32.75	3	Horizontal	193	1.46	-
PK	2.4282G	111.62	Inf	-Inf	32.71	3	Horizontal	193	1.46	-
AV	2.4262G	107.75	Inf	-Inf	32.71	3	Horizontal	193	1.46	-
PK	2.4835G	57.50	74.00	-16.50	32.69	3	Horizontal	193	1.46	-
AV	2.4842G	45.34	54.00	-8.66	32.69	3	Horizontal	193	1.46	-

802.11b_Nss1,(1Mbps)_2TX

2432MHz_TX

25/10/2018

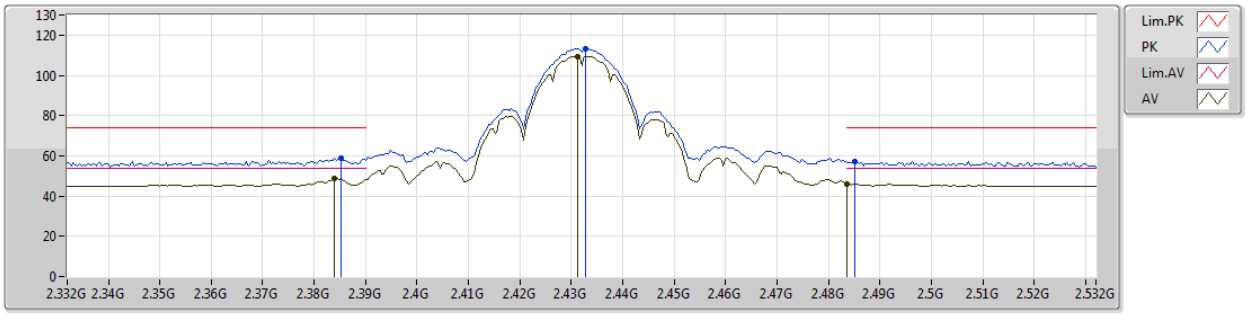

EUT Y_2TX
Setting 25
04-E-3
FSP(100142)

Type	Freq	Level	Limit	Margin	Factor	Dist	Condition	Azimuth	Height	Comments
	(Hz)	(dBuV/m)	(dBuV/m)	(dB)	(dB)	(m)		(°)	(m)	
PK	2.3852G	58.81	74.00	-15.19	32.76	3	Vertical	53	2.01	-
AV	2.384G	48.53	54.00	-5.47	32.77	3	Vertical	53	2.01	-
PK	2.4328G	113.40	Inf	-Inf	32.71	3	Vertical	53	2.01	-
AV	2.4312G	109.50	Inf	-Inf	32.71	3	Vertical	53	2.01	-
PK	2.4852G	57.21	74.00	-16.79	32.69	3	Vertical	53	2.01	-
AV	2.4835G	46.15	54.00	-7.85	32.69	3	Vertical	53	2.01	-

802.11b_Nss1,(1Mbps)_2TX

2432MHz_TX

25/10/2018

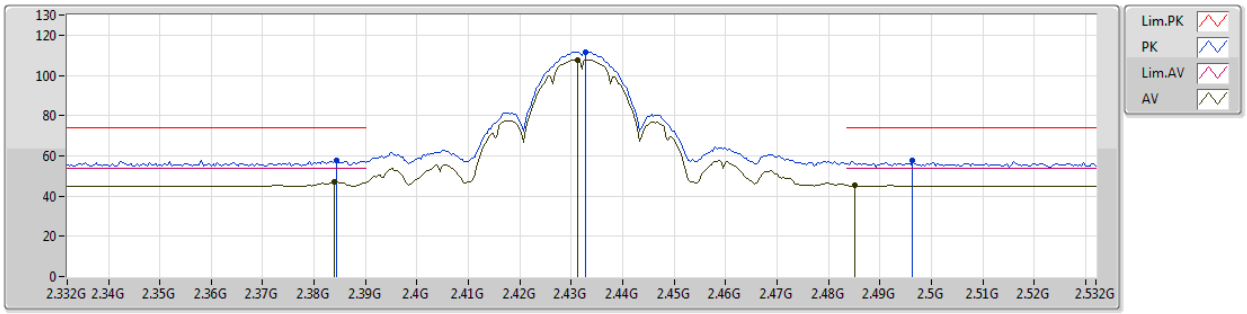

EUT Y_2TX
Setting 25
04-E-3
FSP(100142)

Type	Freq	Level	Limit	Margin	Factor	Dist	Condition	Azimuth	Height	Comments
	(Hz)	(dBuV/m)	(dBuV/m)	(dB)	(dB)	(m)		(°)	(m)	
PK	2.3844G	57.67	74.00	-16.33	32.77	3	Horizontal	195	1.46	-
AV	2.384G	46.87	54.00	-7.13	32.77	3	Horizontal	195	1.46	-
PK	2.4328G	111.74	Inf	-Inf	32.71	3	Horizontal	195	1.46	-
AV	2.4312G	107.85	Inf	-Inf	32.71	3	Horizontal	195	1.46	-
PK	2.4964G	57.67	74.00	-16.33	32.69	3	Horizontal	195	1.46	-
AV	2.4852G	45.35	54.00	-8.65	32.69	3	Horizontal	195	1.46	-

802.11b_Nss1,(1Mbps)_2TX

2437MHz_TX

25/10/2018

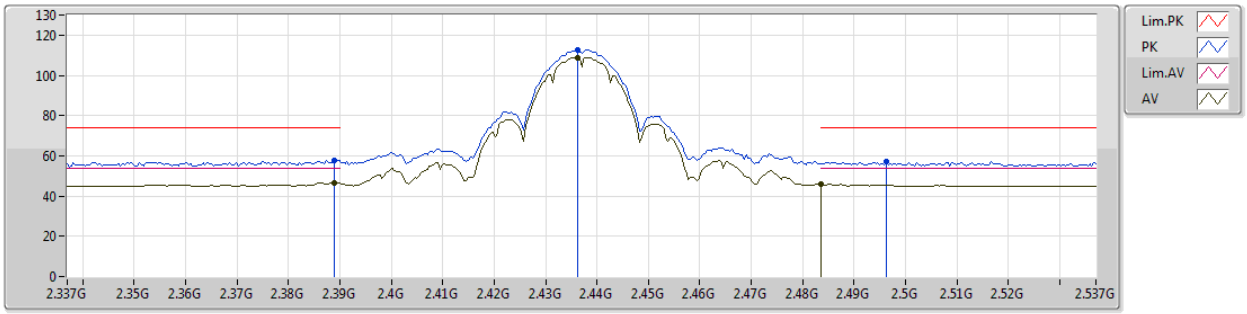

EUT Y_2TX
Setting 25
04-E-3
FSP(100142)

Type	Freq	Level	Limit	Margin	Factor	Dist	Condition	Azimuth	Height	Comments
	(Hz)	(dBuV/m)	(dBuV/m)	(dB)	(dB)	(m)		(°)	(m)	
PK	2.389G	57.92	74.00	-16.08	32.76	3	Vertical	57	1.63	-
AV	2.389G	46.74	54.00	-7.26	32.76	3	Vertical	57	1.63	-
PK	2.4362G	112.59	Inf	-Inf	32.71	3	Vertical	57	1.63	-
AV	2.4362G	108.78	Inf	-Inf	32.71	3	Vertical	57	1.63	-
PK	2.4962G	57.42	74.00	-16.58	32.69	3	Vertical	57	1.63	-
AV	2.4835G	45.72	54.00	-8.28	32.69	3	Vertical	57	1.63	-

802.11b_Nss1,(1Mbps)_2TX

2437MHz_TX

25/10/2018

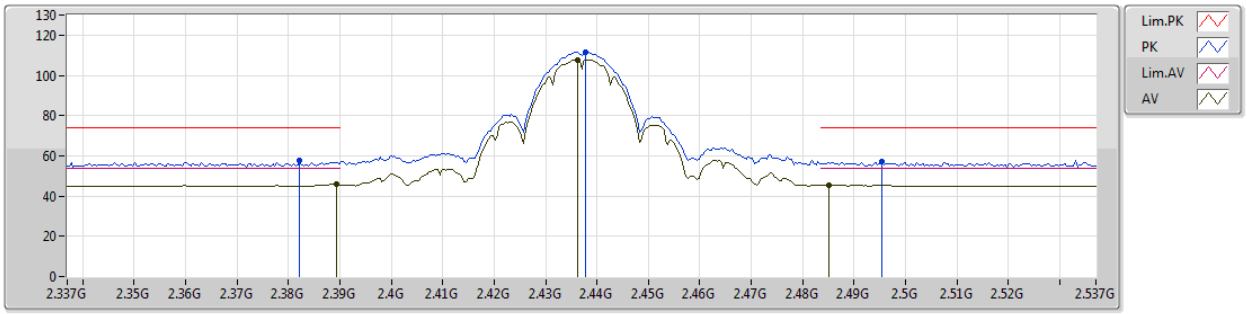

EUT Y_2TX
Setting 25
04-E-3
FSP(100142)

Type	Freq	Level	Limit	Margin	Factor	Dist	Condition	Azimuth	Height	Comments
	(Hz)	(dBuV/m)	(dBuV/m)	(dB)	(dB)	(m)		(°)	(m)	
PK	2.3822G	57.47	74.00	-16.53	32.77	3	Horizontal	191	1.45	-
AV	2.3894G	45.76	54.00	-8.24	32.75	3	Horizontal	191	1.45	-
PK	2.4378G	111.57	Inf	-Inf	32.70	3	Horizontal	191	1.45	-
AV	2.4362G	107.72	Inf	-Inf	32.71	3	Horizontal	191	1.45	-
PK	2.4954G	57.03	74.00	-16.97	32.69	3	Horizontal	191	1.45	-
AV	2.485G	45.64	54.00	-8.36	32.69	3	Horizontal	191	1.45	-

802.11b_Nss1,(1Mbps)_2TX

2437MHz_TX

25/10/2018

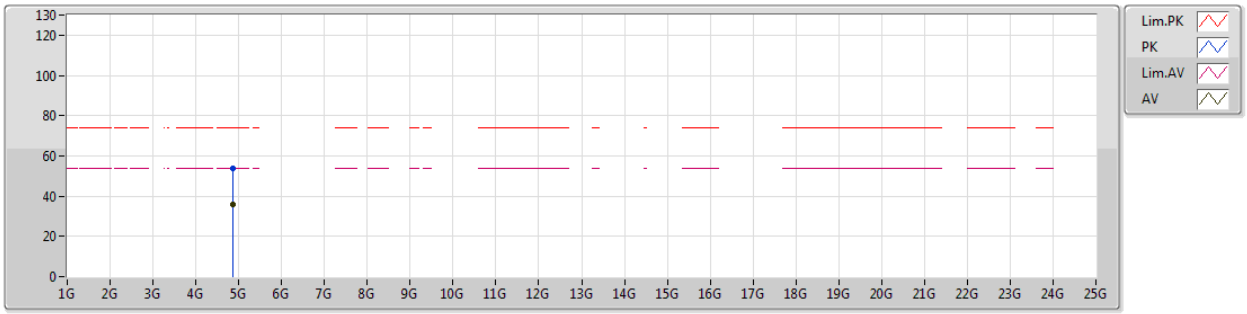

EUT Y_2TX
Setting 25
04-E-3
FSP(100142)

Type	Freq	Level	Limit	Margin	Factor	Dist	Condition	Azimuth	Height	Comments
	(Hz)	(dBuV/m)	(dBuV/m)	(dB)	(dB)	(m)		(°)	(m)	
PK	4.874G	53.67	74.00	-20.33	5.45	3	Vertical	3	1.50	-
AV	4.87402G	35.90	54.00	-18.10	5.45	3	Vertical	3	1.50	-

802.11b_Nss1,(1Mbps)_2TX

2437MHz_TX

25/10/2018

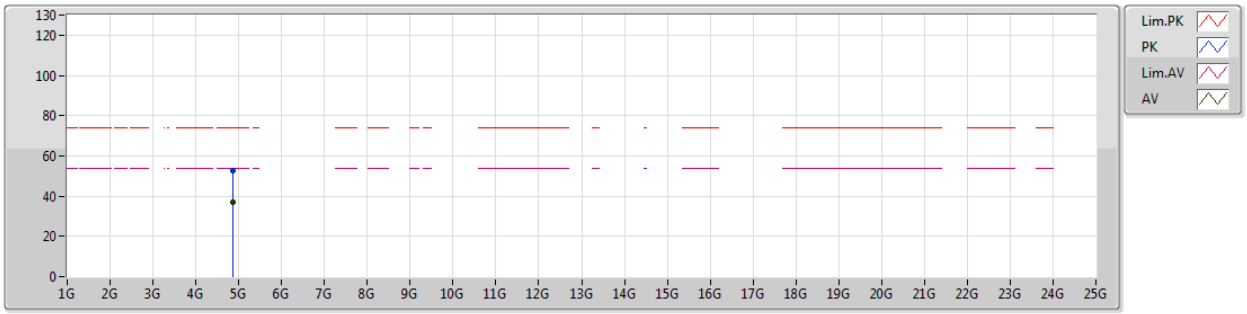

EUT Y_2TX
Setting 25
04-E-3
FSP(100142)

Type	Freq	Level	Limit	Margin	Factor	Dist	Condition	Azimuth	Height	Comments
	(Hz)	(dBuV/m)	(dBuV/m)	(dB)	(dB)	(m)		(°)	(m)	
PK	4.87389G	52.54	74.00	-21.46	5.45	3	Horizontal	313	1.04	-
AV	4.87397G	37.04	54.00	-16.96	5.45	3	Horizontal	313	1.04	-

802.11b_Nss1,(1Mbps)_2TX

2442MHz_TX

25/10/2018

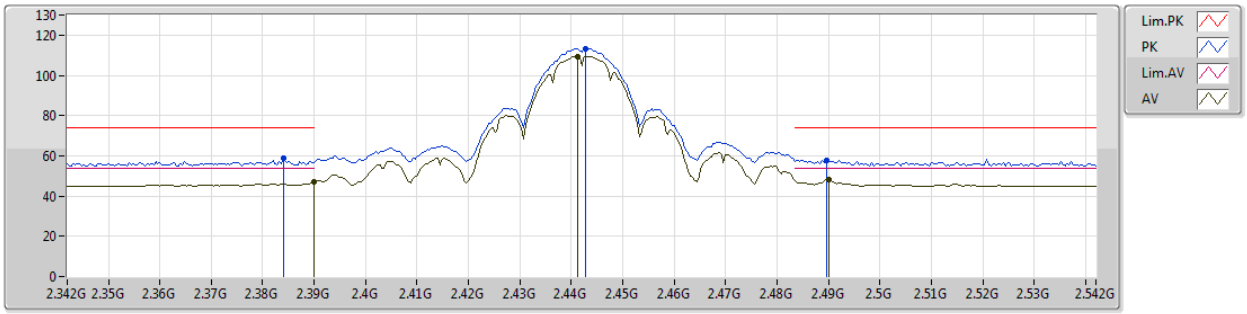

EUT Y_2TX
Setting 25
04-E-3
FSP(100142)

Type	Freq	Level	Limit	Margin	Factor	Dist	Condition	Azimuth	Height	Comments
	(Hz)	(dBuV/m)	(dBuV/m)	(dB)	(dB)	(m)		(°)	(m)	
PK	2.384G	58.64	74.00	-15.36	32.77	3	Vertical	57	2.59	-
AV	2.39G	47.25	54.00	-6.75	32.75	3	Vertical	57	2.59	-
PK	2.4428G	113.38	Inf	-Inf	32.70	3	Vertical	57	2.59	-
AV	2.4412G	109.39	Inf	-Inf	32.71	3	Vertical	57	2.59	-
PK	2.4896G	57.95	74.00	-16.05	32.69	3	Vertical	57	2.59	-
AV	2.49G	48.04	54.00	-5.96	32.69	3	Vertical	57	2.59	-

802.11b_Nss1,(1Mbps)_2TX

2442MHz_TX

25/10/2018

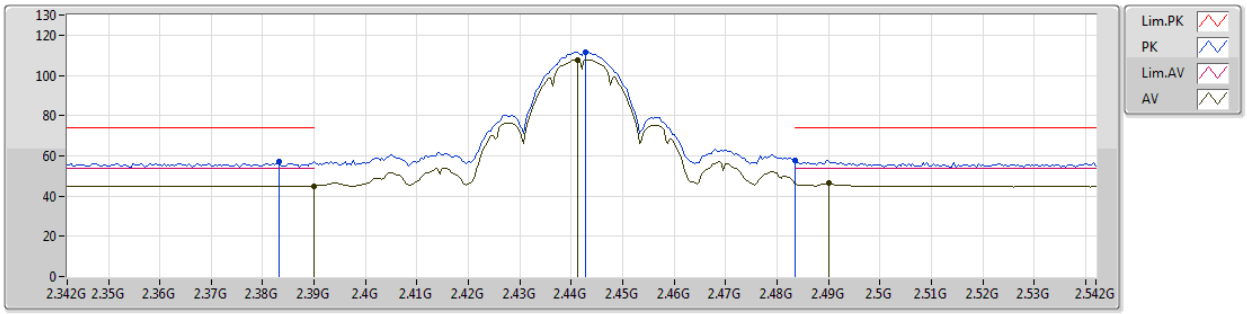

EUT Y_2TX
Setting 25
04-E-3
FSP(100142)

Type	Freq	Level	Limit	Margin	Factor	Dist	Condition	Azimuth	Height	Comments
	(Hz)	(dBuV/m)	(dBuV/m)	(dB)	(dB)	(m)		(°)	(m)	
PK	2.3832G	57.36	74.00	-16.64	32.76	3	Horizontal	334	1.47	-
AV	2.39G	45.07	54.00	-8.93	32.75	3	Horizontal	334	1.47	-
PK	2.4428G	111.65	Inf	-Inf	32.70	3	Horizontal	334	1.47	-
AV	2.4412G	107.73	Inf	-Inf	32.71	3	Horizontal	334	1.47	-
PK	2.4835G	57.92	74.00	-16.08	32.69	3	Horizontal	334	1.47	-
AV	2.49G	46.28	54.00	-7.72	32.69	3	Horizontal	334	1.47	-

802.11b_Nss1,(1Mbps)_2TX

2447MHz_TX

25/10/2018

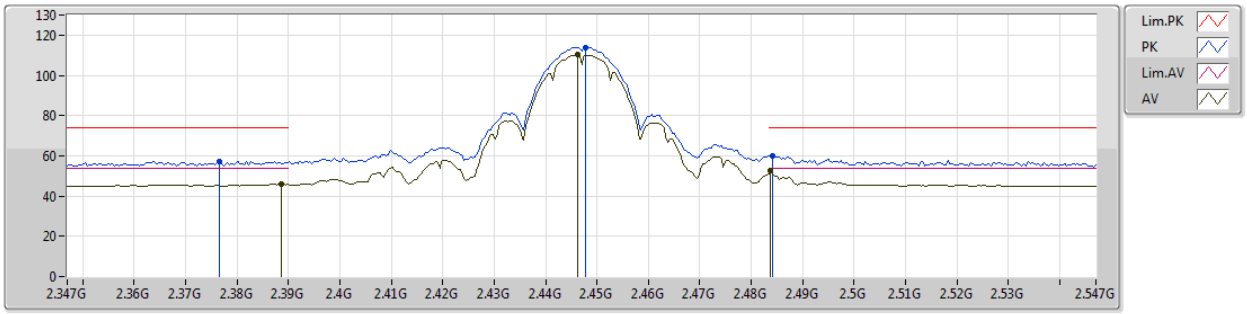

EUT Y_2TX
Setting 24
04-E-3
FSP(100142)

Type	Freq	Level	Limit	Margin	Factor	Dist	Condition	Azimuth	Height	Comments
	(Hz)	(dBuV/m)	(dBuV/m)	(dB)	(dB)	(m)		(°)	(m)	
PK	2.3766G	57.22	74.00	-16.78	32.79	3	Vertical	68	2.57	-
AV	2.3886G	45.83	54.00	-8.17	32.76	3	Vertical	68	2.57	-
PK	2.4478G	113.96	Inf	-Inf	32.70	3	Vertical	68	2.57	-
AV	2.4462G	110.14	Inf	-Inf	32.71	3	Vertical	68	2.57	-
PK	2.4842G	60.22	74.00	-13.78	32.69	3	Vertical	68	2.57	-
AV	2.4838G	52.57	54.00	-1.43	32.69	3	Vertical	68	2.57	-

802.11b_Nss1,(1Mbps)_2TX

2447MHz_TX

25/10/2018

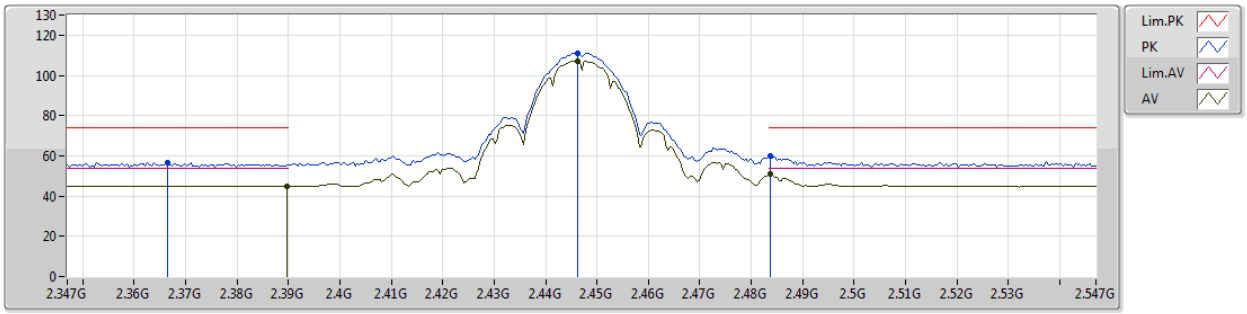

EUT Y_2TX
Setting 24
04-E-3
FSP(100142)

Type	Freq	Level	Limit	Margin	Factor	Dist	Condition	Azimuth	Height	Comments
	(Hz)	(dBuV/m)	(dBuV/m)	(dB)	(dB)	(m)		(°)	(m)	
PK	2.3666G	56.71	74.00	-17.29	32.82	3	Horizontal	345	1.46	-
AV	2.3898G	44.98	54.00	-9.02	32.75	3	Horizontal	345	1.46	-
PK	2.4462G	111.14	Inf	-Inf	32.71	3	Horizontal	345	1.46	-
AV	2.4462G	107.27	Inf	-Inf	32.71	3	Horizontal	345	1.46	-
PK	2.4838G	59.85	74.00	-14.15	32.69	3	Horizontal	345	1.46	-
AV	2.4838G	51.03	54.00	-2.97	32.69	3	Horizontal	345	1.46	-

802.11b_Nss1,(1Mbps)_2TX

2452MHz_TX

25/10/2018

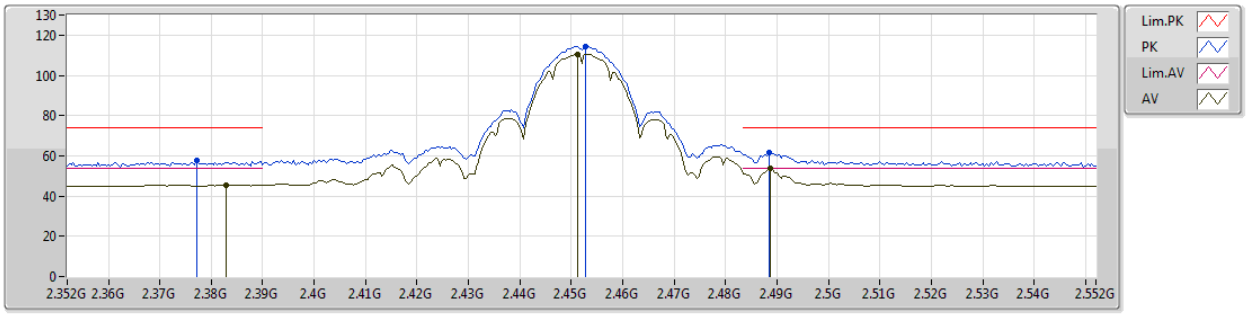

EUT Y_2TX
Setting 24
04-E-3
FSP(100142)

Type	Freq	Level	Limit	Margin	Factor	Dist	Condition	Azimuth	Height	Comments
	(Hz)	(dBuV/m)	(dBuV/m)	(dB)	(dB)	(m)		(°)	(m)	
PK	2.3772G	57.55	74.00	-16.45	32.78	3	Vertical	66	2.57	-
AV	2.3828G	45.64	54.00	-8.36	32.77	3	Vertical	66	2.57	-
PK	2.4528G	114.37	Inf	-Inf	32.70	3	Vertical	66	2.57	-
AV	2.4512G	110.42	Inf	-Inf	32.71	3	Vertical	66	2.57	-
PK	2.4884G	61.57	74.00	-12.43	32.69	3	Vertical	66	2.57	-
AV	2.4888G	53.72	54.00	-0.28	32.69	3	Vertical	66	2.57	-

802.11b_Nss1,(1Mbps)_2TX

2452MHz_TX

25/10/2018

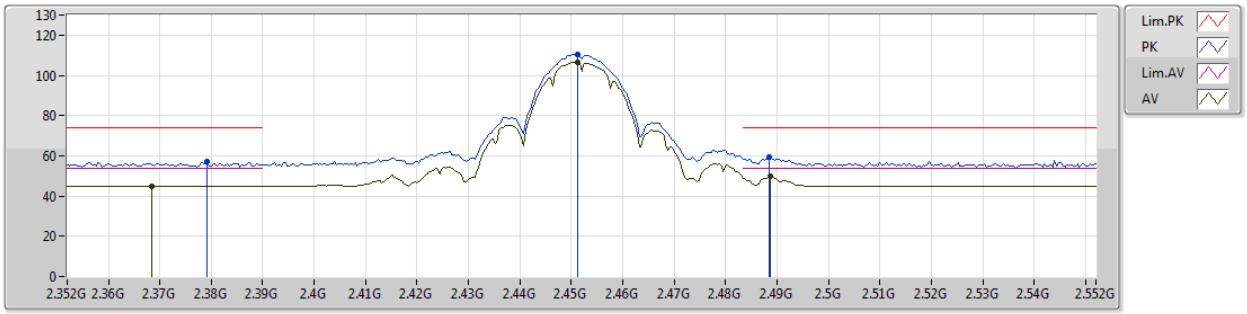

EUT Y_2TX
Setting 24
04-E-3
FSP(100142)

Type	Freq	Level	Limit	Margin	Factor	Dist	Condition	Azimuth	Height	Comments
	(Hz)	(dBuV/m)	(dBuV/m)	(dB)	(dB)	(m)		(°)	(m)	
PK	2.3792G	57.37	74.00	-16.63	32.78	3	Horizontal	334	1.47	-
AV	2.3684G	45.02	54.00	-8.98	32.81	3	Horizontal	334	1.47	-
PK	2.4512G	110.43	Inf	-Inf	32.71	3	Horizontal	334	1.47	-
AV	2.4512G	106.57	Inf	-Inf	32.71	3	Horizontal	334	1.47	-
PK	2.4884G	59.30	74.00	-14.70	32.69	3	Horizontal	334	1.47	-
AV	2.4888G	50.15	54.00	-3.85	32.69	3	Horizontal	334	1.47	-

802.11b_Nss1,(1Mbps)_2TX

2457MHz_TX

25/10/2018

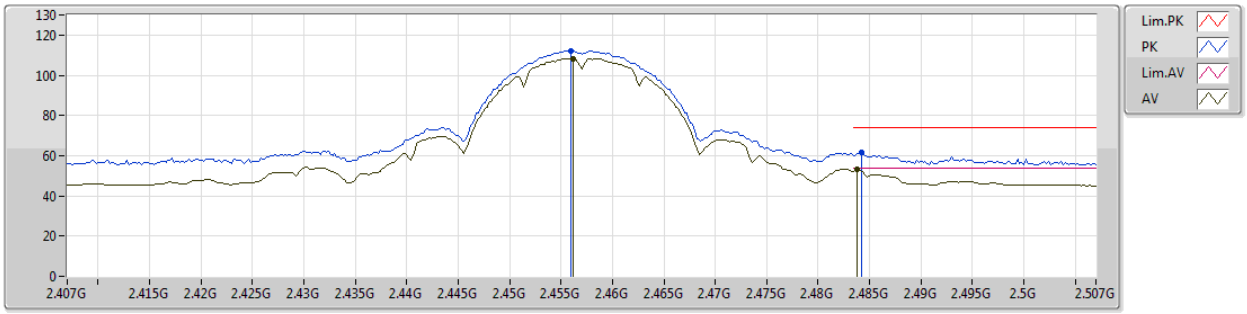

EUT Y_2TX
Setting 20
04-E-3
FSP(100142)

Type	Freq	Level	Limit	Margin	Factor	Dist	Condition	Azimuth	Height	Comments
	(Hz)	(dBuV/m)	(dBuV/m)	(dB)	(dB)	(m)		(°)	(m)	
PK	2.456G	112.24	Inf	-Inf	32.71	3	Vertical	69	2.57	-
AV	2.4562G	108.39	Inf	-Inf	32.71	3	Vertical	69	2.57	-
PK	2.4842G	61.52	74.00	-12.48	32.69	3	Vertical	69	2.57	-
AV	2.4838G	52.99	54.00	-1.01	32.69	3	Vertical	69	2.57	-

802.11b_Nss1,(1Mbps)_2TX

2457MHz_TX

25/10/2018

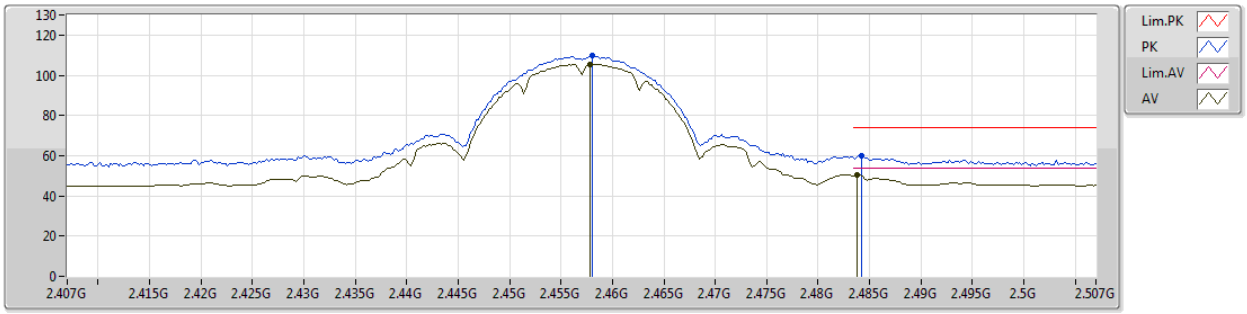

EUT Y_2TX
Setting 20
04-E-3
FSP(100142)

Type	Freq	Level	Limit	Margin	Factor	Dist	Condition	Azimuth	Height	Comments
	(Hz)	(dBuV/m)	(dBuV/m)	(dB)	(dB)	(m)		(°)	(m)	
PK	2.458G	109.61	Inf	-Inf	32.70	3	Horizontal	193	1.41	-
AV	2.4578G	105.48	Inf	-Inf	32.70	3	Horizontal	193	1.41	-
PK	2.4842G	59.89	74.00	-14.11	32.69	3	Horizontal	193	1.41	-
AV	2.4838G	50.49	54.00	-3.51	32.69	3	Horizontal	193	1.41	-

802.11b_Nss1,(1Mbps)_2TX

2462MHz_TX

25/10/2018

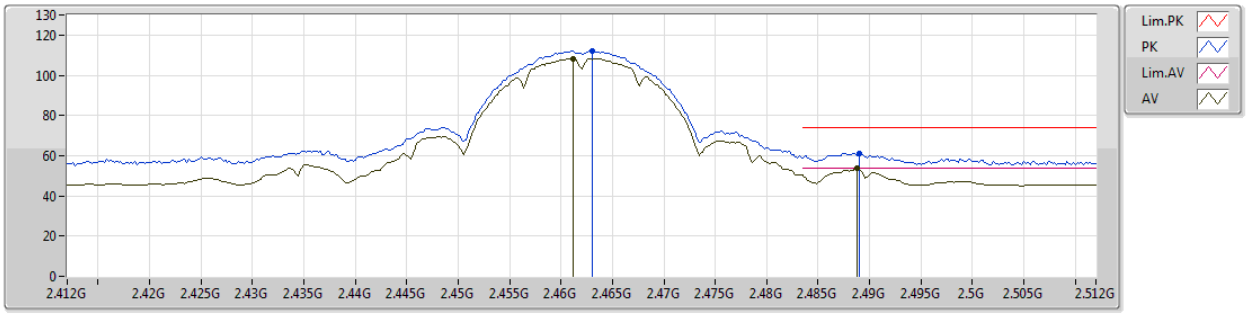

EUT Y_2TX
Setting 20
04-E-3
FSP(100142)

Type	Freq	Level	Limit	Margin	Factor	Dist	Condition	Azimuth	Height	Comments
	(Hz)	(dBuV/m)	(dBuV/m)	(dB)	(dB)	(m)		(°)	(m)	
PK	2.463G	112.21	Inf	-Inf	32.70	3	Vertical	69	2.59	-
AV	2.4612G	108.22	Inf	-Inf	32.70	3	Vertical	69	2.59	-
PK	2.489G	61.17	74.00	-12.83	32.69	3	Vertical	69	2.59	-
AV	2.4888G	53.65	54.00	-0.35	32.69	3	Vertical	69	2.59	-

802.11b_Nss1,(1Mbps)_2TX

2462MHz_TX

25/10/2018

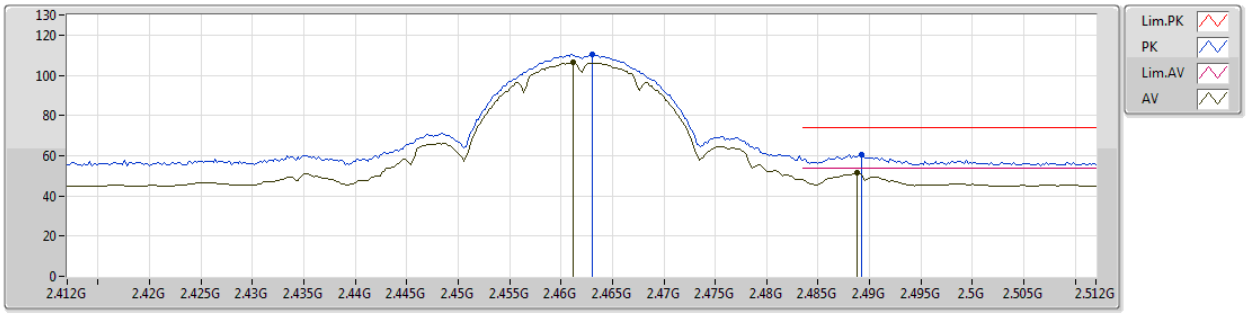

EUT Y_2TX
Setting 20
04-E-3
FSP(100142)

Type	Freq	Level	Limit	Margin	Factor	Dist	Condition	Azimuth	Height	Comments
	(Hz)	(dBuV/m)	(dBuV/m)	(dB)	(dB)	(m)		(°)	(m)	
PK	2.463G	110.20	Inf	-Inf	32.70	3	Horizontal	190	1.42	-
AV	2.4612G	106.27	Inf	-Inf	32.70	3	Horizontal	190	1.42	-
PK	2.4892G	60.41	74.00	-13.59	32.69	3	Horizontal	190	1.42	-
AV	2.4888G	51.53	54.00	-2.47	32.69	3	Horizontal	190	1.42	-

802.11b_Nss1,(1Mbps)_2TX

2462MHz_TX

25/10/2018

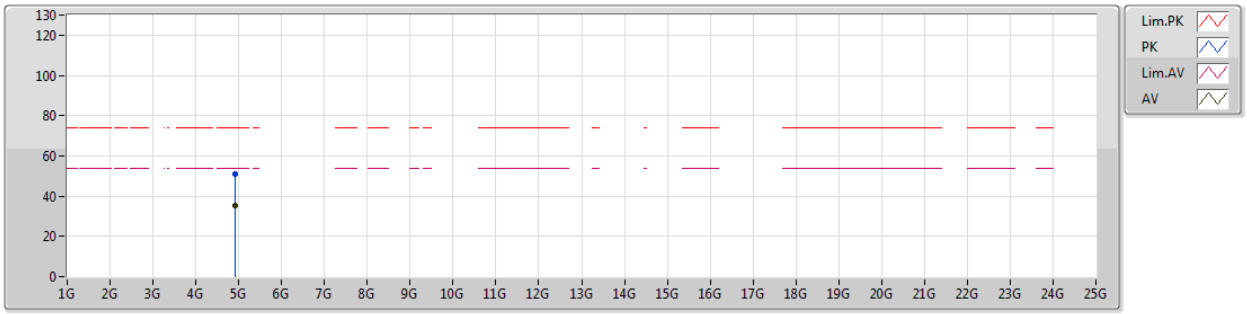

EUT Y_2TX
Setting 20
04-E-3
FSP(100142)

Type	Freq	Level	Limit	Margin	Factor	Dist	Condition	Azimuth	Height	Comments
	(Hz)	(dBuV/m)	(dBuV/m)	(dB)	(dB)	(m)		(°)	(m)	
PK	4.92406G	51.08	74.00	-22.92	5.52	3	Vertical	132	1.50	-
AV	4.92394G	35.15	54.00	-18.85	5.52	3	Vertical	132	1.50	-

802.11b_Nss1,(1Mbps)_2TX

2462MHz_TX

25/10/2018

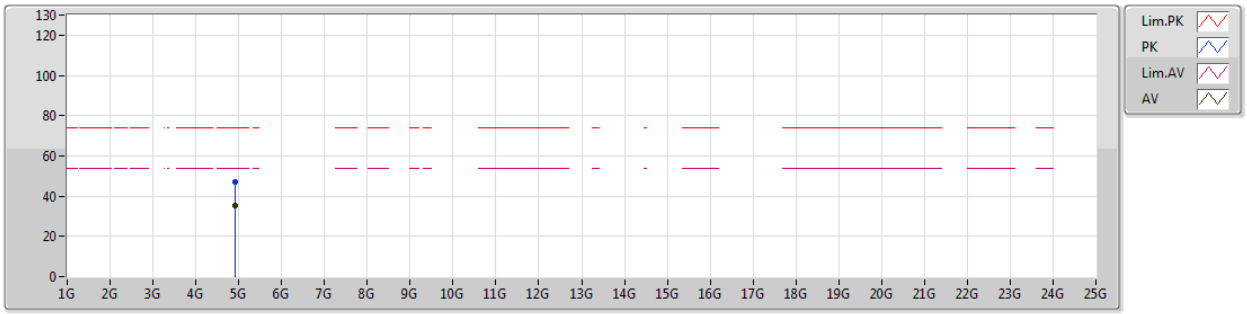

EUT Y_2TX
Setting 20
04-E-3
FSP(100142)

Type	Freq	Level	Limit	Margin	Factor	Dist	Condition	Azimuth	Height	Comments
	(Hz)	(dBuV/m)	(dBuV/m)	(dB)	(dB)	(m)		(°)	(m)	
PK	4.92386G	47.17	74.00	-26.83	5.52	3	Horizontal	140	1.53	-
AV	4.92402G	35.32	54.00	-18.68	5.52	3	Horizontal	140	1.53	-

802.11g_Nss1,(6Mbps)_2TX

2412MHz_TX

25/10/2018

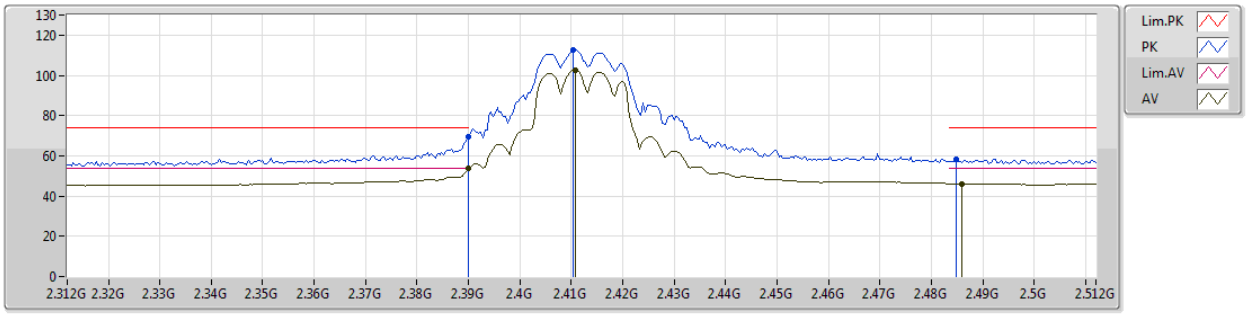

EUT Y_2TX
Setting 1D
04-E-3
FSP(100142)

Type	Freq	Level	Limit	Margin	Factor	Dist	Condition	Azimuth	Height	Comments
	(Hz)	(dBuV/m)	(dBuV/m)	(dB)	(dB)	(m)		(°)	(m)	
PK	2.39G	69.67	74.00	-4.33	32.75	3	Vertical	250	1.46	-
AV	2.39G	53.62	54.00	-0.38	32.75	3	Vertical	250	1.46	-
PK	2.4104G	112.45	Inf	-Inf	32.72	3	Vertical	250	1.46	-
AV	2.4108G	102.61	Inf	-Inf	32.72	3	Vertical	250	1.46	-
PK	2.4848G	58.50	74.00	-15.50	32.69	3	Vertical	250	1.46	-
AV	2.486G	46.21	54.00	-7.79	32.70	3	Vertical	250	1.46	-

802.11g_Nss1,(6Mbps)_2TX

2412MHz_TX

25/10/2018

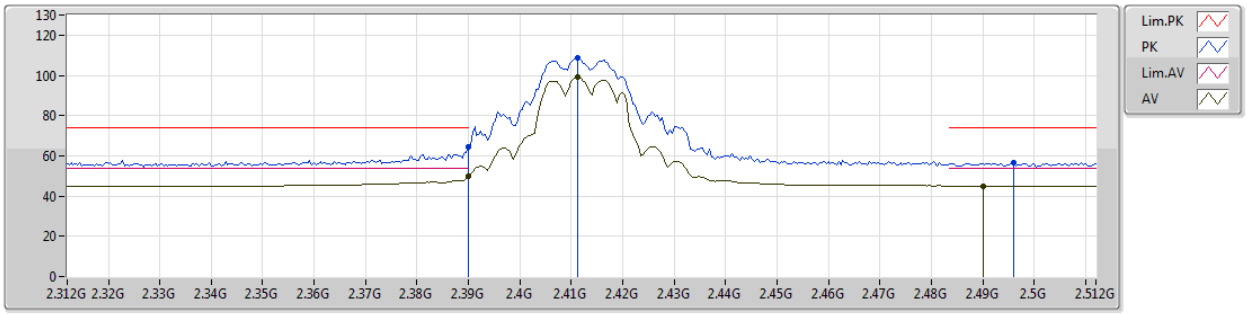

EUT Y_2TX
Setting 1D
04-E-3
FSP(100142)

Type	Freq	Level	Limit	Margin	Factor	Dist	Condition	Azimuth	Height	Comments
	(Hz)	(dBuV/m)	(dBuV/m)	(dB)	(dB)	(m)		(°)	(m)	
PK	2.39G	64.67	74.00	-9.33	32.75	3	Horizontal	348	1.50	-
AV	2.39G	49.76	54.00	-4.24	32.75	3	Horizontal	348	1.50	-
PK	2.4112G	108.85	Inf	-Inf	32.72	3	Horizontal	348	1.50	-
AV	2.4112G	99.45	Inf	-Inf	32.72	3	Horizontal	348	1.50	-
PK	2.496G	56.49	74.00	-17.51	32.69	3	Horizontal	348	1.50	-
AV	2.49G	45.02	54.00	-8.98	32.69	3	Horizontal	348	1.50	-

802.11g_Nss1,(6Mbps)_2TX

2412MHz_TX

25/10/2018

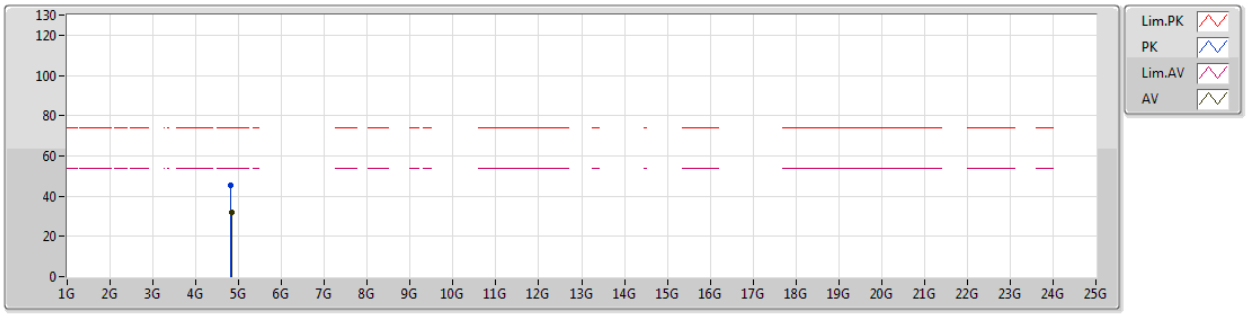

EUT Y_2TX
Setting 1D
04-E-3
FSP(100142)

Type	Freq	Level	Limit	Margin	Factor	Dist	Condition	Azimuth	Height	Comments
	(Hz)	(dBuV/m)	(dBuV/m)	(dB)	(dB)	(m)		(°)	(m)	
PK	4.82166G	45.45	74.00	-28.55	5.48	3	Vertical	28	1.50	-
AV	4.82508G	31.92	54.00	-22.08	5.48	3	Vertical	28	1.50	-

802.11g_Nss1,(6Mbps)_2TX

2412MHz_TX

25/10/2018

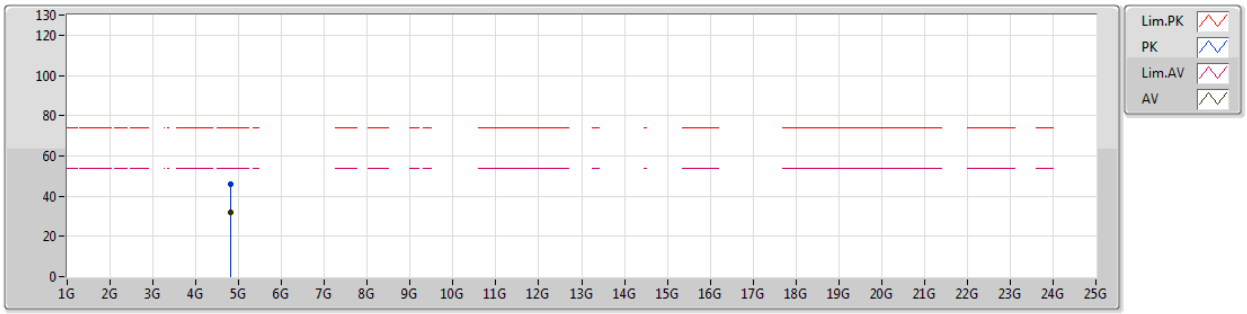

EUT Y_2TX
Setting 1D
04-E-3
FSP(100142)

Type	Freq	Level	Limit	Margin	Factor	Dist	Condition	Azimuth	Height	Comments
	(Hz)	(dBuV/m)	(dBuV/m)	(dB)	(dB)	(m)		(°)	(m)	
PK	4.82436G	45.90	74.00	-28.10	5.48	3	Horizontal	185	1.55	-
AV	4.82226G	31.91	54.00	-22.09	5.48	3	Horizontal	185	1.55	-

802.11g_Nss1,(6Mbps)_2TX

2417MHz_TX

25/10/2018

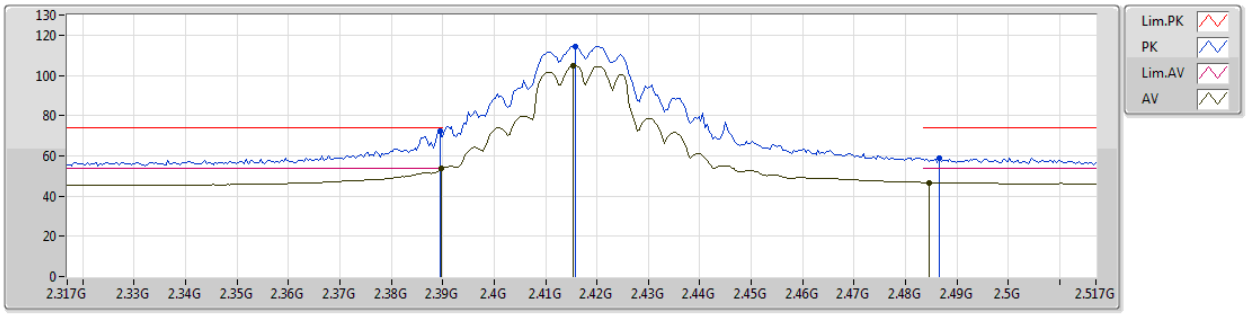

EUT Y_2TX
Setting 22
04-E-4
FSP(100142)

Type	Freq	Level	Limit	Margin	Factor	Dist	Condition	Azimuth	Height	Comments
	(Hz)	(dBuV/m)	(dBuV/m)	(dB)	(dB)	(m)		(°)	(m)	
PK	2.3894G	72.54	74.00	-1.46	32.75	3	Vertical	80	1.50	-
AV	2.3898G	53.53	54.00	-0.47	32.75	3	Vertical	80	1.50	-
PK	2.4158G	114.57	Inf	-Inf	32.72	3	Vertical	80	1.50	-
AV	2.4154G	104.94	Inf	-Inf	32.72	3	Vertical	80	1.50	-
PK	2.4866G	58.95	74.00	-15.05	32.70	3	Vertical	80	1.50	-
AV	2.4846G	46.62	54.00	-7.38	32.69	3	Vertical	80	1.50	-

802.11g_Nss1,(6Mbps)_2TX

2417MHz_TX

25/10/2018

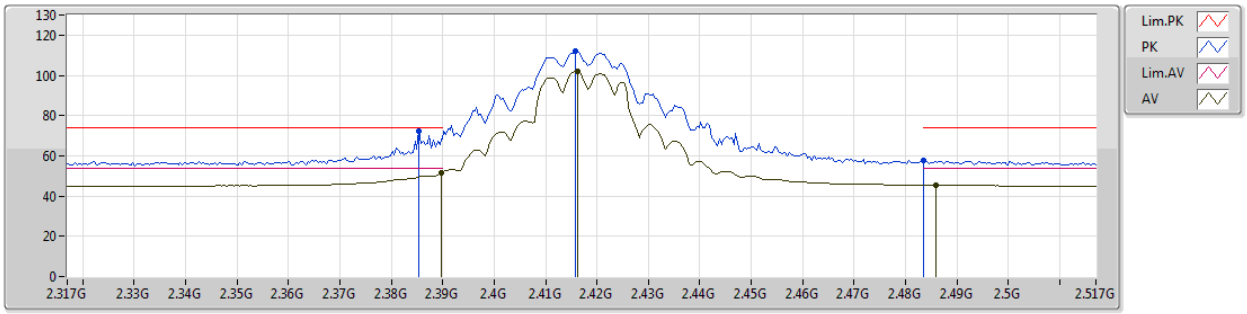

EUT Y_2TX
Setting 22
04-E-4
FSP(100142)

Type	Freq	Level	Limit	Margin	Factor	Dist	Condition	Azimuth	Height	Comments
	(Hz)	(dBuV/m)	(dBuV/m)	(dB)	(dB)	(m)		(°)	(m)	
PK	2.3854G	72.41	74.00	-1.59	32.76	3	Horizontal	176	1.28	-
AV	2.3898G	51.40	54.00	-2.60	32.75	3	Horizontal	176	1.28	-
PK	2.4158G	111.90	Inf	-Inf	32.72	3	Horizontal	176	1.28	-
AV	2.4162G	101.96	Inf	-Inf	32.72	3	Horizontal	176	1.28	-
PK	2.4835G	57.77	74.00	-16.23	32.69	3	Horizontal	176	1.28	-
AV	2.4858G	45.39	54.00	-8.61	32.70	3	Horizontal	176	1.28	-

802.11g_Nss1,(6Mbps)_2TX

2422MHz_TX

25/10/2018

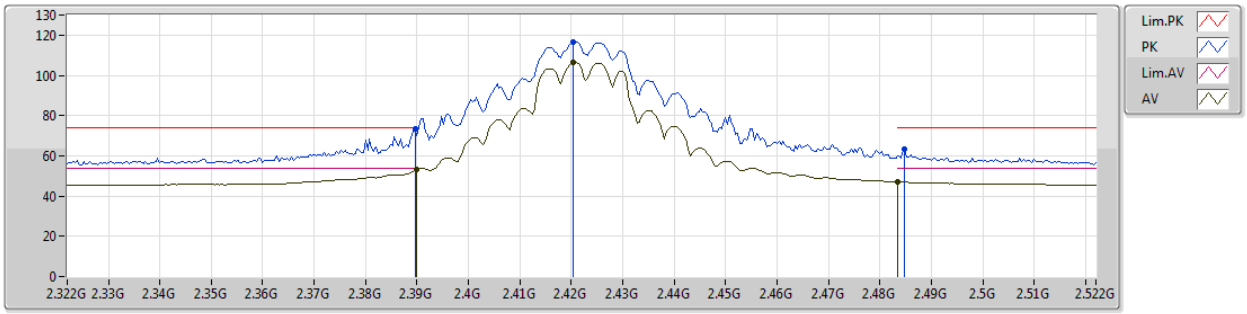

EUT Y_2TX
Setting 24
04-E-4
FSP(100142)

Type	Freq	Level	Limit	Margin	Factor	Dist	Condition	Azimuth	Height	Comments
	(Hz)	(dBuV/m)	(dBuV/m)	(dB)	(dB)	(m)		(°)	(m)	
PK	2.3896G	73.23	74.00	-0.77	32.75	3	Vertical	73	1.40	-
AV	2.39G	53.08	54.00	-0.92	32.75	3	Vertical	73	1.40	-
PK	2.4204G	116.59	Inf	-Inf	32.71	3	Vertical	73	1.40	-
AV	2.4204G	106.48	Inf	-Inf	32.71	3	Vertical	73	1.40	-
PK	2.4848G	63.12	74.00	-10.88	32.69	3	Vertical	73	1.40	-
AV	2.4835G	46.95	54.00	-7.05	32.69	3	Vertical	73	1.40	-

802.11g_Nss1,(6Mbps)_2TX

2422MHz_TX

25/10/2018

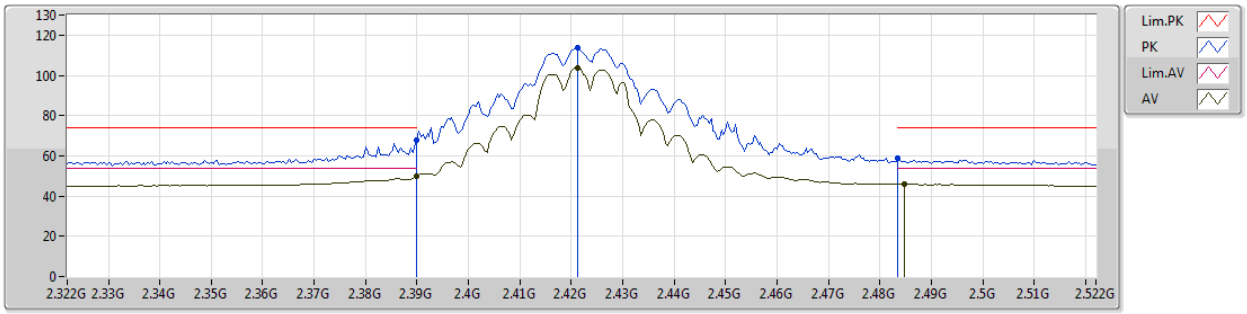

EUT Y_2TX
Setting 24
04-E-4
FSP(100142)

Type	Freq	Level	Limit	Margin	Factor	Dist	Condition	Azimuth	Height	Comments
	(Hz)	(dBuV/m)	(dBuV/m)	(dB)	(dB)	(m)		(°)	(m)	
PK	2.39G	67.96	74.00	-6.04	32.75	3	Horizontal	165	1.02	-
AV	2.39G	49.99	54.00	-4.01	32.75	3	Horizontal	165	1.02	-
PK	2.4212G	113.70	Inf	-Inf	32.72	3	Horizontal	165	1.02	-
AV	2.4212G	103.72	Inf	-Inf	32.72	3	Horizontal	165	1.02	-
PK	2.4835G	59.00	74.00	-15.00	32.69	3	Horizontal	165	1.02	-
AV	2.4848G	45.85	54.00	-8.15	32.69	3	Horizontal	165	1.02	-

802.11g_Nss1,(6Mbps)_2TX

2427MHz_TX

25/10/2018

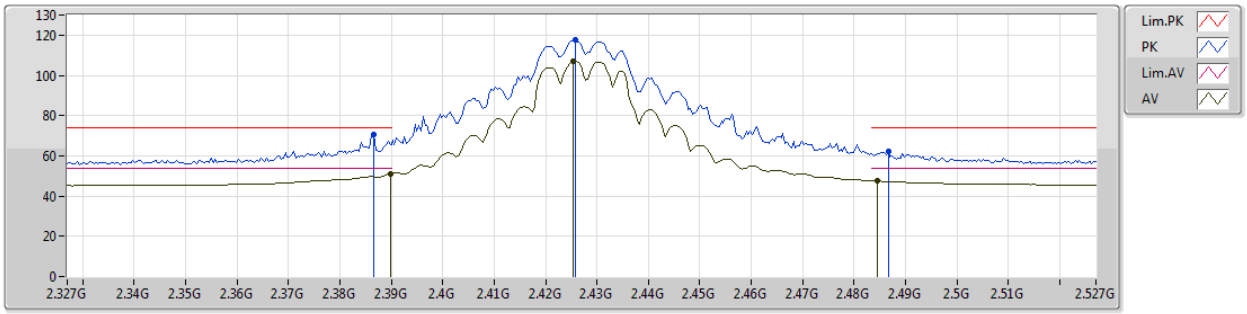

EUT Y_2TX
Setting 25
04-E-4
FSP(100142)

Type	Freq	Level	Limit	Margin	Factor	Dist	Condition	Azimuth	Height	Comments
	(Hz)	(dBuV/m)	(dBuV/m)	(dB)	(dB)	(m)		(°)	(m)	
PK	2.3866G	70.43	74.00	-3.57	32.76	3	Vertical	76	1.42	-
AV	2.3898G	51.08	54.00	-2.92	32.75	3	Vertical	76	1.42	-
PK	2.4258G	117.57	Inf	-Inf	32.71	3	Vertical	76	1.42	-
AV	2.4254G	107.18	Inf	-Inf	32.71	3	Vertical	76	1.42	-
PK	2.4866G	61.95	74.00	-12.05	32.70	3	Vertical	76	1.42	-
AV	2.4846G	47.44	54.00	-6.56	32.69	3	Vertical	76	1.42	-

802.11g_Nss1,(6Mbps)_2TX

2427MHz_TX

25/10/2018

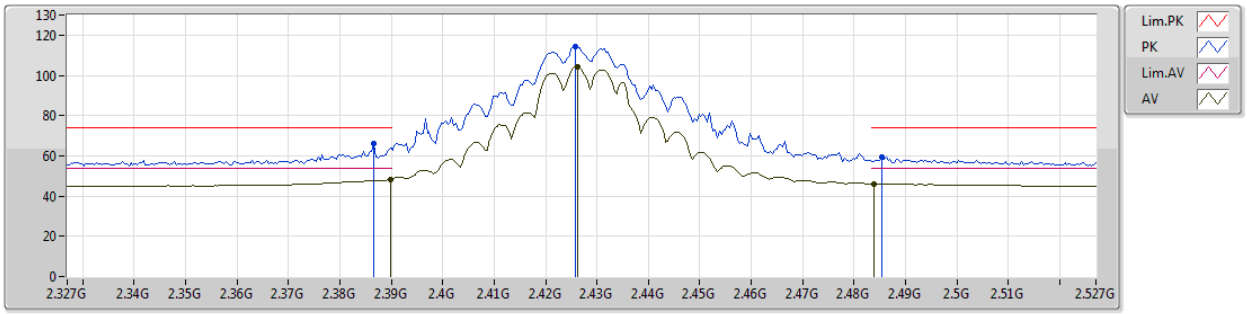

EUT Y_2TX
Setting 25
04-E-4
FSP(100142)

Type	Freq	Level	Limit	Margin	Factor	Dist	Condition	Azimuth	Height	Comments
	(Hz)	(dBuV/m)	(dBuV/m)	(dB)	(dB)	(m)		(°)	(m)	
PK	2.3866G	66.26	74.00	-7.74	32.76	3	Horizontal	164	1.04	-
AV	2.3898G	48.36	54.00	-5.64	32.75	3	Horizontal	164	1.04	-
PK	2.4258G	114.05	Inf	-Inf	32.71	3	Horizontal	164	1.04	-
AV	2.4262G	104.18	Inf	-Inf	32.71	3	Horizontal	164	1.04	-
PK	2.4854G	59.44	74.00	-14.56	32.70	3	Horizontal	164	1.04	-
AV	2.4838G	46.06	54.00	-7.94	32.69	3	Horizontal	164	1.04	-

802.11g_Nss1,(6Mbps)_2TX

2437MHz_TX

25/10/2018

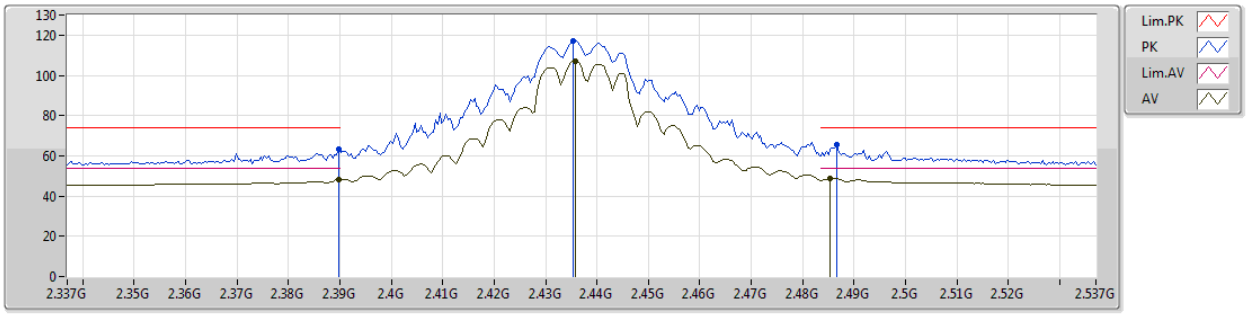

EUT Y_2TX
Setting 25
04-E-3
FSP(100142)

Type	Freq	Level	Limit	Margin	Factor	Dist	Condition	Azimuth	Height	Comments
	(Hz)	(dBuV/m)	(dBuV/m)	(dB)	(dB)	(m)		(°)	(m)	
PK	2.3898G	63.32	74.00	-10.68	32.75	3	Vertical	249	1.42	-
AV	2.3898G	48.23	54.00	-5.77	32.75	3	Vertical	249	1.42	-
PK	2.4354G	116.89	Inf	-Inf	32.71	3	Vertical	249	1.42	-
AV	2.4358G	106.88	Inf	-Inf	32.71	3	Vertical	249	1.42	-
PK	2.4866G	65.41	74.00	-8.59	32.70	3	Vertical	249	1.42	-
AV	2.4854G	48.93	54.00	-5.07	32.70	3	Vertical	249	1.42	-

802.11g_Nss1,(6Mbps)_2TX

2437MHz_TX

25/10/2018

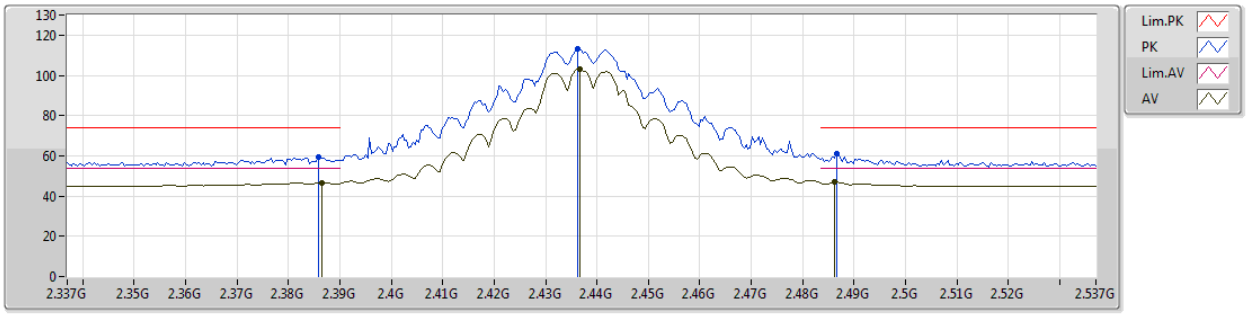

EUT Y_2TX
Setting 25
04-E-3
FSP(100142)

Type	Freq	Level	Limit	Margin	Factor	Dist	Condition	Azimuth	Height	Comments
	(Hz)	(dBuV/m)	(dBuV/m)	(dB)	(dB)	(m)		(°)	(m)	
PK	2.3858G	59.62	74.00	-14.38	32.76	3	Horizontal	334	1.50	-
AV	2.3866G	46.60	54.00	-7.40	32.76	3	Horizontal	334	1.50	-
PK	2.4362G	113.17	Inf	-Inf	32.71	3	Horizontal	334	1.50	-
AV	2.4366G	103.12	Inf	-Inf	32.71	3	Horizontal	334	1.50	-
PK	2.4866G	60.87	74.00	-13.13	32.70	3	Horizontal	334	1.50	-
AV	2.4862G	46.84	54.00	-7.16	32.70	3	Horizontal	334	1.50	-

802.11g_Nss1,(6Mbps)_2TX

2437MHz_TX

25/10/2018

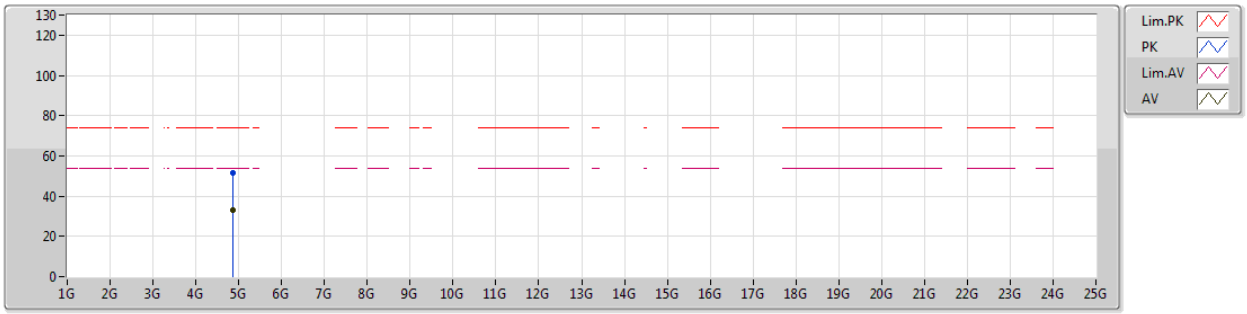

EUT Y_2TX
Setting 25
04-E-3
FSP(100142)

Type	Freq	Level	Limit	Margin	Factor	Dist	Condition	Azimuth	Height	Comments
	(Hz)	(dBuV/m)	(dBuV/m)	(dB)	(dB)	(m)		(°)	(m)	
PK	4.8759G	51.43	74.00	-22.57	5.45	3	Vertical	319	1.50	-
AV	4.87627G	33.03	54.00	-20.97	5.45	3	Vertical	319	1.50	-

802.11g_Nss1,(6Mbps)_2TX

2437MHz_TX

25/10/2018

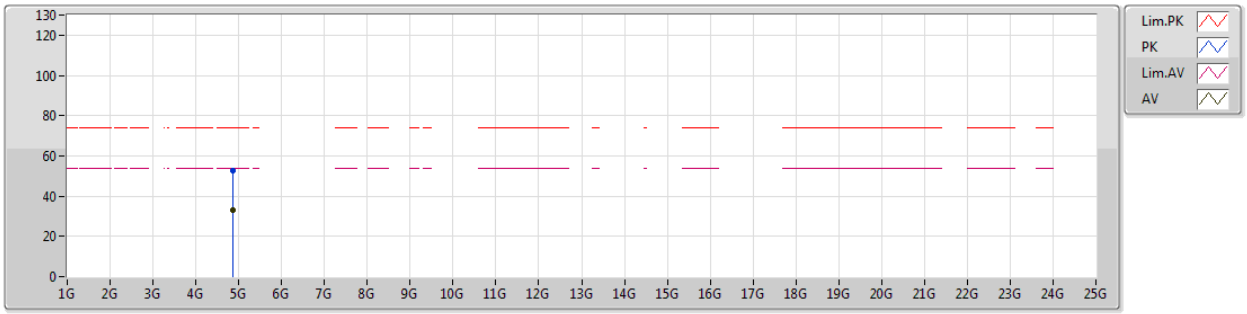

EUT Y_2TX
Setting 25
04-E-3
FSP(100142)

Type	Freq	Level	Limit	Margin	Factor	Dist	Condition	Azimuth	Height	Comments
	(Hz)	(dBuV/m)	(dBuV/m)	(dB)	(dB)	(m)		(°)	(m)	
PK	4.87577G	52.55	74.00	-21.45	5.45	3	Horizontal	239	1.58	-
AV	4.87555G	33.04	54.00	-20.96	5.45	3	Horizontal	239	1.58	-

802.11g_Nss1,(6Mbps)_2TX

2447MHz_TX

25/10/2018

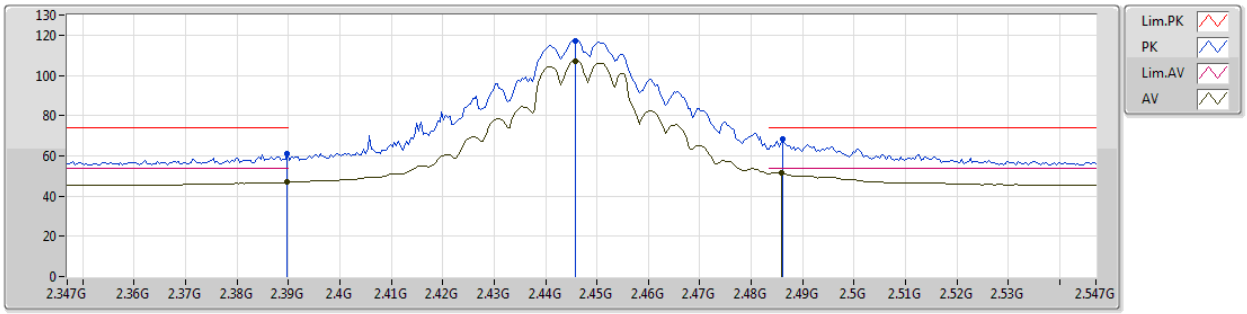

EUT Y_2TX
Setting 25
04-E-4
FSP(100142)

Type	Freq	Level	Limit	Margin	Factor	Dist	Condition	Azimuth	Height	Comments
	(Hz)	(dBuV/m)	(dBuV/m)	(dB)	(dB)	(m)		(°)	(m)	
PK	2.3898G	60.84	74.00	-13.16	32.75	3	Vertical	88	1.01	-
AV	2.3898G	46.91	54.00	-7.09	32.75	3	Vertical	88	1.01	-
PK	2.4458G	117.34	Inf	-Inf	32.71	3	Vertical	88	1.01	-
AV	2.4458G	107.30	Inf	-Inf	32.71	3	Vertical	88	1.01	-
PK	2.4862G	68.36	74.00	-5.64	32.70	3	Vertical	88	1.01	-
AV	2.4858G	51.44	54.00	-2.56	32.70	3	Vertical	88	1.01	-

802.11g_Nss1,(6Mbps)_2TX

2447MHz_TX

25/10/2018

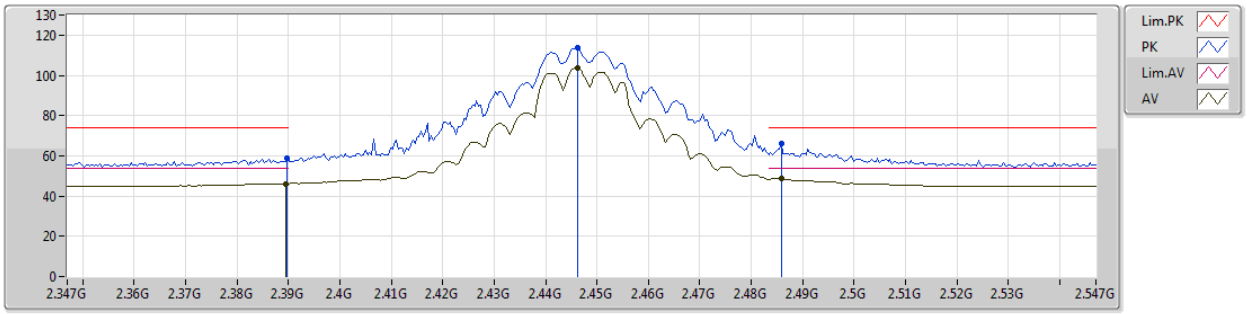

EUT Y_2TX
Setting 25
04-E-4
FSP(100142)

Type	Freq	Level	Limit	Margin	Factor	Dist	Condition	Azimuth	Height	Comments
	(Hz)	(dBuV/m)	(dBuV/m)	(dB)	(dB)	(m)		(°)	(m)	
PK	2.3898G	58.98	74.00	-15.02	32.75	3	Horizontal	177	1.26	-
AV	2.3894G	46.10	54.00	-7.90	32.75	3	Horizontal	177	1.26	-
PK	2.4462G	113.51	Inf	-Inf	32.71	3	Horizontal	177	1.26	-
AV	2.4462G	103.57	Inf	-Inf	32.71	3	Horizontal	177	1.26	-
PK	2.4858G	66.09	74.00	-7.91	32.70	3	Horizontal	177	1.26	-
AV	2.4858G	48.71	54.00	-5.29	32.70	3	Horizontal	177	1.26	-

802.11g_Nss1,(6Mbps)_2TX

2452MHz_TX

25/10/2018

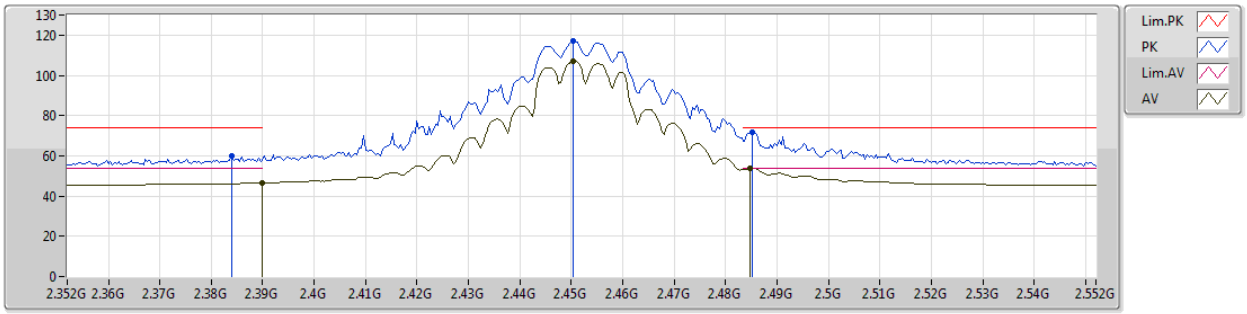

EUT Y_2TX
Setting 22
04-E-4
FSP(100142)

Type	Freq	Level	Limit	Margin	Factor	Dist	Condition	Azimuth	Height	Comments
	(Hz)	(dBuV/m)	(dBuV/m)	(dB)	(dB)	(m)		(°)	(m)	
PK	2.384G	59.82	74.00	-14.18	32.77	3	Vertical	58	1.55	-
AV	2.39G	46.51	54.00	-7.49	32.75	3	Vertical	58	1.55	-
PK	2.4504G	116.86	Inf	-Inf	32.71	3	Vertical	58	1.55	-
AV	2.4504G	107.06	Inf	-Inf	32.71	3	Vertical	58	1.55	-
PK	2.4852G	71.46	74.00	-2.54	32.69	3	Vertical	58	1.55	-
AV	2.4848G	53.91	54.00	-0.09	32.69	3	Vertical	58	1.55	-

802.11g_Nss1,(6Mbps)_2TX

2452MHz_TX

25/10/2018

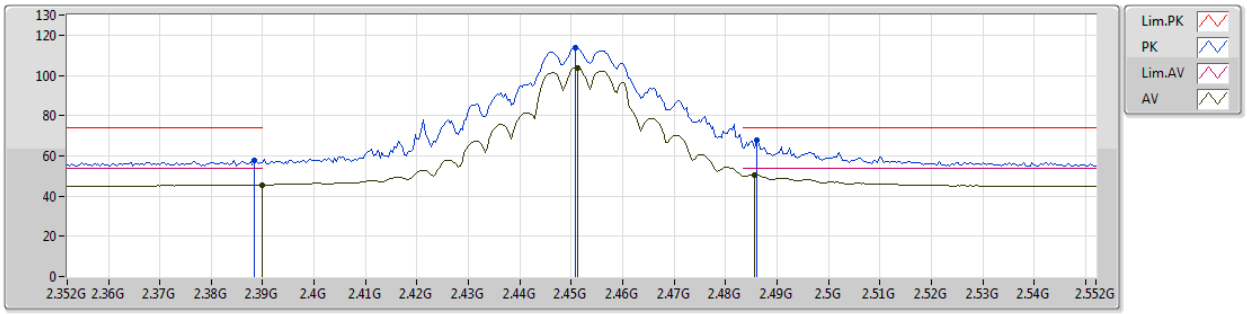

EUT Y_2TX
Setting 22
04-E-4
FSP(100142)

Type	Freq	Level	Limit	Margin	Factor	Dist	Condition	Azimuth	Height	Comments
	(Hz)	(dBuV/m)	(dBuV/m)	(dB)	(dB)	(m)		(°)	(m)	
PK	2.3884G	57.97	74.00	-16.03	32.76	3	Horizontal	164	1.01	-
AV	2.39G	45.65	54.00	-8.35	32.75	3	Horizontal	164	1.01	-
PK	2.4508G	113.97	Inf	-Inf	32.71	3	Horizontal	164	1.01	-
AV	2.4512G	103.93	Inf	-Inf	32.71	3	Horizontal	164	1.01	-
PK	2.486G	67.67	74.00	-6.33	32.70	3	Horizontal	164	1.01	-
AV	2.4856G	50.55	54.00	-3.45	32.70	3	Horizontal	164	1.01	-

802.11g_Nss1,(6Mbps)_2TX

2457MHz_TX

25/10/2018

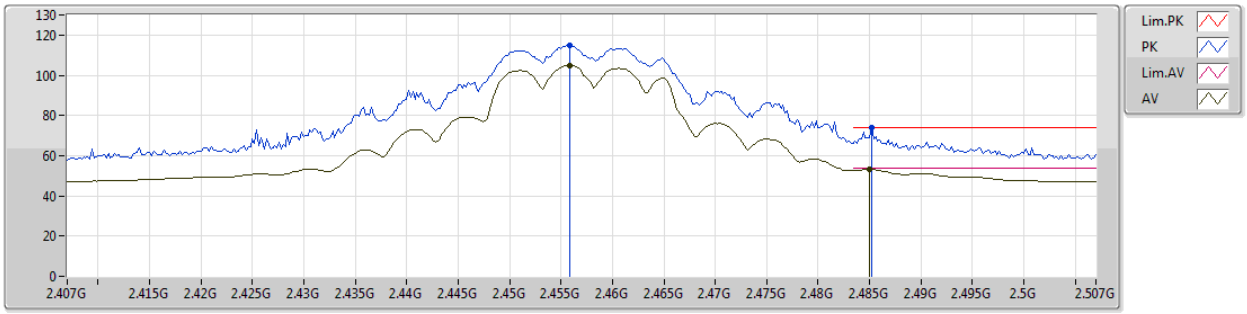

EUT Y_2TX
Setting 20
04-E-4
FSP(100142)

Type	Freq	Level	Limit	Margin	Factor	Dist	Condition	Azimuth	Height	Comments
	(Hz)	(dBuV/m)	(dBuV/m)	(dB)	(dB)	(m)		(°)	(m)	
PK	2.4558G	114.98	Inf	-Inf	32.70	3	Vertical	80	1.21	-
AV	2.4558G	104.94	Inf	-Inf	32.70	3	Vertical	80	1.21	-
PK	2.4852G	73.96	74.00	-0.04	32.69	3	Vertical	80	1.21	-
AV	2.485G	53.23	54.00	-0.77	32.69	3	Vertical	80	1.21	-

802.11g_Nss1,(6Mbps)_2TX

2457MHz_TX

25/10/2018

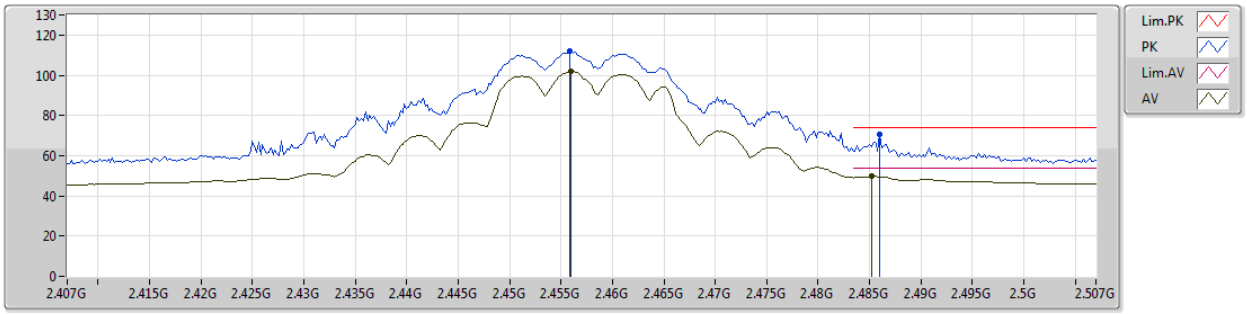

EUT Y_2TX
Setting 20
04-E-4
FSP(100142)

Type	Freq	Level	Limit	Margin	Factor	Dist	Condition	Azimuth	Height	Comments
	(Hz)	(dBuV/m)	(dBuV/m)	(dB)	(dB)	(m)		(°)	(m)	
PK	2.4558G	111.87	Inf	-Inf	32.70	3	Horizontal	164	1.01	-
AV	2.456G	101.82	Inf	-Inf	32.71	3	Horizontal	164	1.01	-
PK	2.486G	70.50	74.00	-3.50	32.70	3	Horizontal	164	1.01	-
AV	2.4852G	49.77	54.00	-4.23	32.69	3	Horizontal	164	1.01	-

802.11g_Nss1,(6Mbps)_2TX

2462MHz_TX

25/10/2018

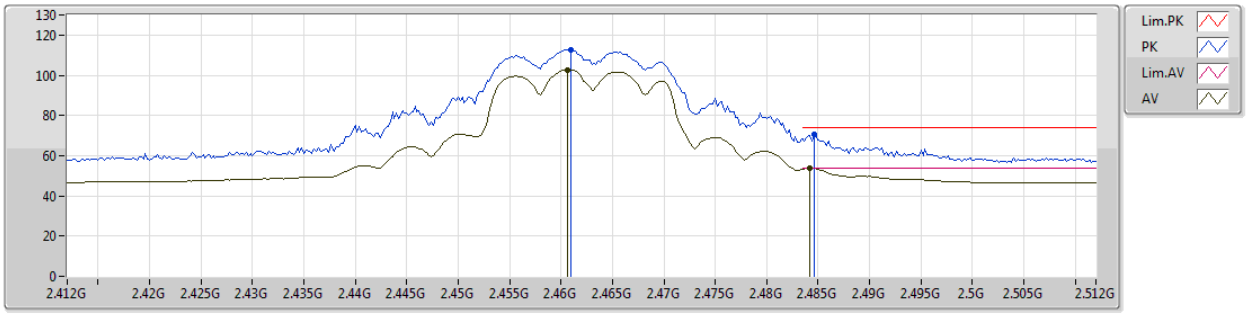

EUT Y_2TX
Setting 1B
04-E-3
FSP(100142)

Type	Freq	Level	Limit	Margin	Factor	Dist	Condition	Azimuth	Height	Comments
	(Hz)	(dBuV/m)	(dBuV/m)	(dB)	(dB)	(m)		(°)	(m)	
PK	2.461G	112.62	Inf	-Inf	32.70	3	Vertical	245	2.45	-
AV	2.4606G	102.79	Inf	-Inf	32.70	3	Vertical	245	2.45	-
PK	2.4846G	70.83	74.00	-3.17	32.69	3	Vertical	245	2.45	-
AV	2.4842G	53.61	54.00	-0.39	32.69	3	Vertical	245	2.45	-

802.11g_Nss1,(6Mbps)_2TX

2462MHz_TX

25/10/2018

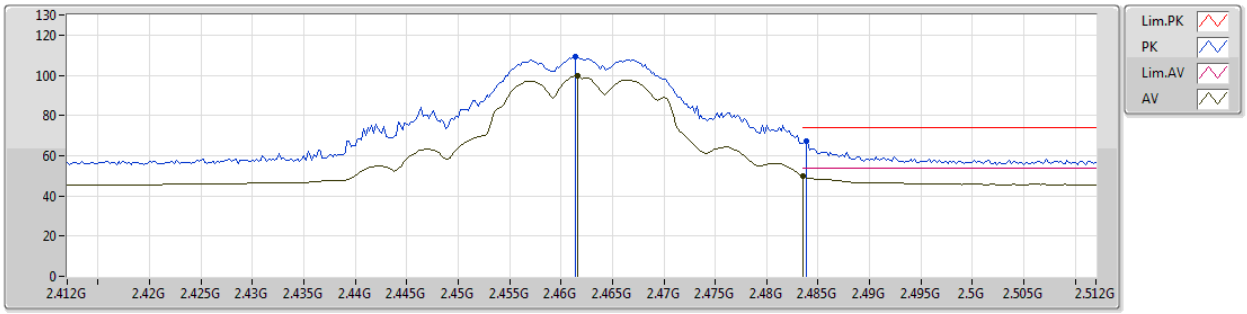

EUT Y_2TX
Setting 1B
04-E-3
FSP(100142)

Type	Freq	Level	Limit	Margin	Factor	Dist	Condition	Azimuth	Height	Comments
	(Hz)	(dBuV/m)	(dBuV/m)	(dB)	(dB)	(m)		(°)	(m)	
PK	2.4614G	109.22	Inf	-Inf	32.70	3	Horizontal	192	1.41	-
AV	2.4616G	99.49	Inf	-Inf	32.70	3	Horizontal	192	1.41	-
PK	2.4838G	67.50	74.00	-6.50	32.69	3	Horizontal	192	1.41	-
AV	2.4835G	50.00	54.00	-4.00	32.69	3	Horizontal	192	1.41	-

802.11g_Nss1,(6Mbps)_2TX

2462MHz_TX

25/10/2018

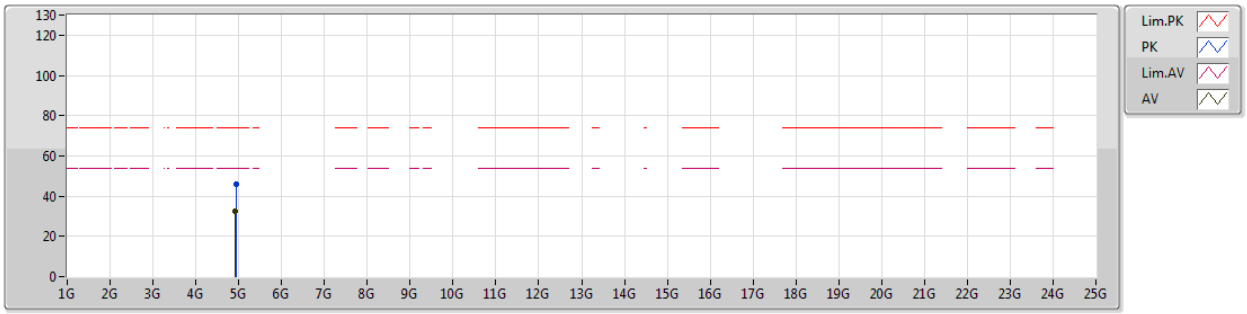

EUT Y_2TX
Setting 1B
04-E-3
FSP(100142)

Type	Freq	Level	Limit	Margin	Factor	Dist	Condition	Azimuth	Height	Comments
	(Hz)	(dBuV/m)	(dBuV/m)	(dB)	(dB)	(m)		(°)	(m)	
PK	4.9315G	46.18	74.00	-27.82	5.55	3	Vertical	233	1.55	-
AV	4.92544G	32.58	54.00	-21.42	5.54	3	Vertical	233	1.55	-

802.11g_Nss1,(6Mbps)_2TX

2462MHz_TX

25/10/2018

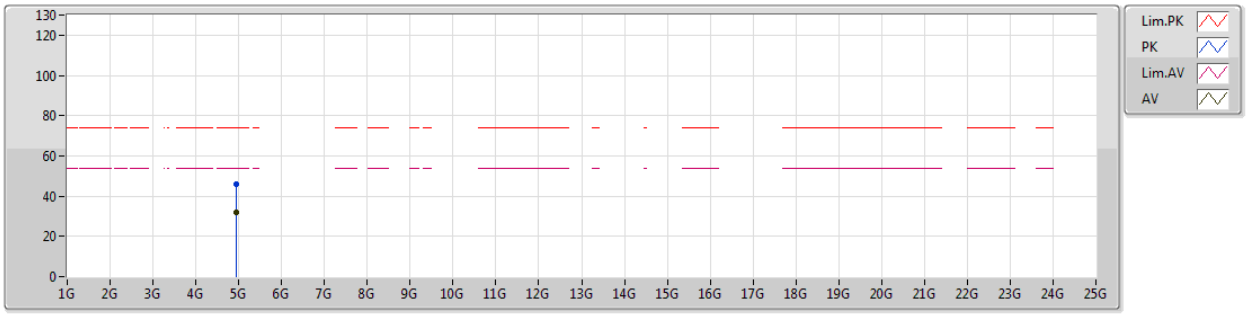

EUT Y_2TX
Setting 1B
04-E-3
FSP(100142)

Type	Freq	Level	Limit	Margin	Factor	Dist	Condition	Azimuth	Height	Comments
	(Hz)	(dBuV/m)	(dBuV/m)	(dB)	(dB)	(m)		(°)	(m)	
PK	4.93438G	45.98	74.00	-28.02	5.56	3	Horizontal	297	1.50	-
AV	4.93702G	32.18	54.00	-21.82	5.57	3	Horizontal	297	1.50	-

802.11n HT20_Nss1,(MCS0)_2TX

2412MHz_TX

25/10/2018

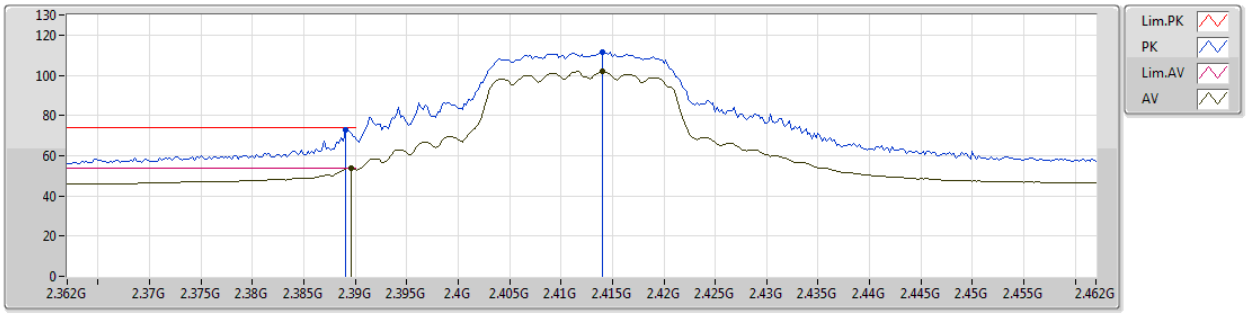

EUT Y_2TX
Setting 1C
04-E-3
FSP(100142)

Type	Freq	Level	Limit	Margin	Factor	Dist	Condition	Azimuth	Height	Comments
	(Hz)	(dBuV/m)	(dBuV/m)	(dB)	(dB)	(m)		(°)	(m)	
PK	2.389G	72.95	74.00	-1.05	32.76	3	Vertical	253	2.12	-
AV	2.3896G	53.70	54.00	-0.30	32.75	3	Vertical	253	2.12	-
PK	2.414G	111.63	Inf	-Inf	32.71	3	Vertical	253	2.12	-
AV	2.414G	101.72	Inf	-Inf	32.71	3	Vertical	253	2.12	-

802.11n HT20_Nss1,(MCS0)_2TX

2412MHz_TX

25/10/2018

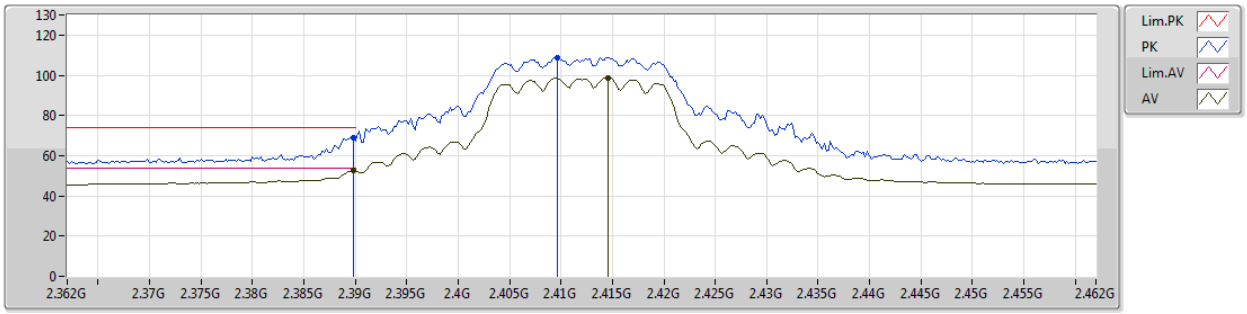

EUT Y_2TX
Setting 1C
04-E-3
FSP(100142)

Type	Freq	Level	Limit	Margin	Factor	Dist	Condition	Azimuth	Height	Comments
	(Hz)	(dBuV/m)	(dBuV/m)	(dB)	(dB)	(m)		(°)	(m)	
PK	2.3898G	69.13	74.00	-4.87	32.75	3	Horizontal	245	1.47	-
AV	2.3898G	52.47	54.00	-1.53	32.75	3	Horizontal	245	1.47	-
PK	2.4096G	108.94	Inf	-Inf	32.72	3	Horizontal	245	1.47	-
AV	2.4146G	98.64	Inf	-Inf	32.71	3	Horizontal	245	1.47	-

802.11n HT20_Nss1,(MCS0)_2TX

2412MHz_TX

25/10/2018

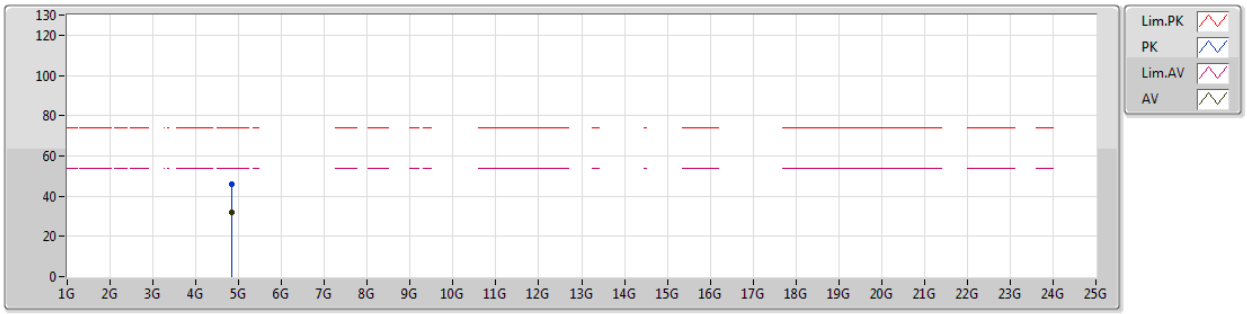

EUT Y_2TX
Setting 1C
04-E-3
FSP(100142)

Type	Freq	Level	Limit	Margin	Factor	Dist	Condition	Azimuth	Height	Comments
	(Hz)	(dBuV/m)	(dBuV/m)	(dB)	(dB)	(m)		(°)	(m)	
PK	4.82886G	46.11	74.00	-27.89	5.48	3	Vertical	337	1.37	-
AV	4.8372G	31.95	54.00	-22.05	5.47	3	Vertical	337	1.37	-

802.11n HT20_Nss1,(MCS0)_2TX

2412MHz_TX

25/10/2018

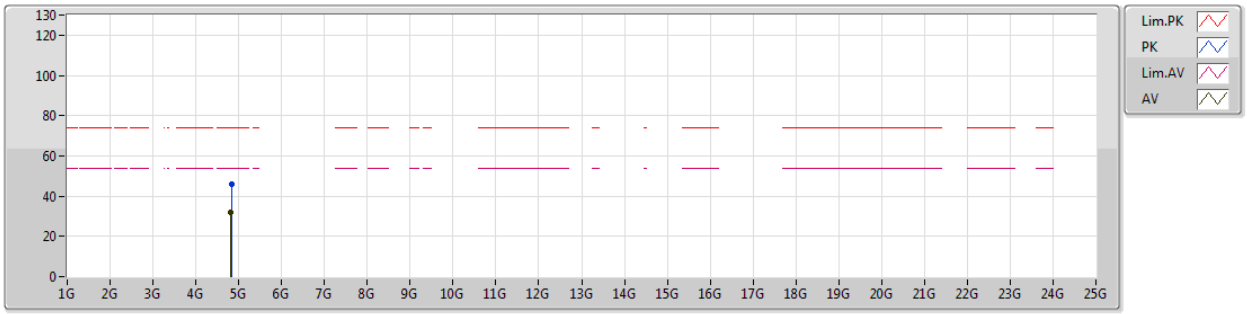

EUT Y_2TX
Setting 1C
04-E-3
FSP(100142)

Type	Freq	Level	Limit	Margin	Factor	Dist	Condition	Azimuth	Height	Comments
	(Hz)	(dBuV/m)	(dBuV/m)	(dB)	(dB)	(m)		(°)	(m)	
PK	4.83312G	46.07	74.00	-27.93	5.48	3	Horizontal	99	1.51	-
AV	4.82454G	31.91	54.00	-22.09	5.48	3	Horizontal	99	1.51	-

802.11n HT20_Nss1,(MCS0)_2TX

2417MHz_TX

25/10/2018

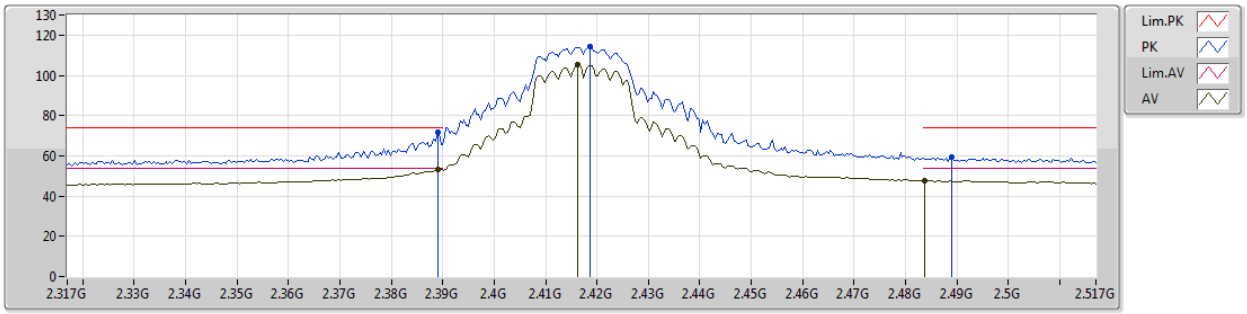

EUT Y_2TX
Setting 21
04-E-4
FSP(100142)

Type	Freq	Level	Limit	Margin	Factor	Dist	Condition	Azimuth	Height	Comments
	(Hz)	(dBuV/m)	(dBuV/m)	(dB)	(dB)	(m)		(°)	(m)	
PK	2.389G	71.61	74.00	-2.39	32.76	3	Vertical	77	1.52	-
AV	2.389G	53.51	54.00	-0.49	32.76	3	Vertical	77	1.52	-
PK	2.4186G	114.40	Inf	-Inf	32.71	3	Vertical	77	1.52	-
AV	2.4162G	105.39	Inf	-Inf	32.72	3	Vertical	77	1.52	-
PK	2.489G	59.37	74.00	-14.63	32.69	3	Vertical	77	1.52	-
AV	2.4838G	47.76	54.00	-6.24	32.69	3	Vertical	77	1.52	-

802.11n HT20_Nss1,(MCS0)_2TX

2417MHz_TX

25/10/2018

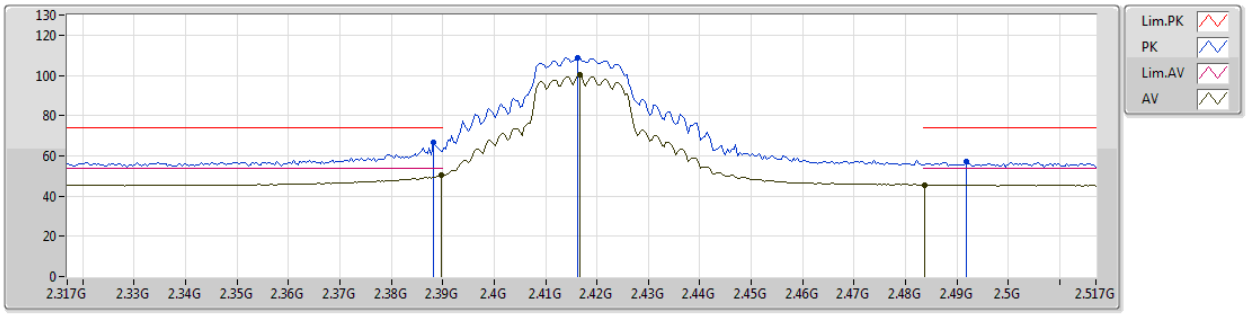

EUT Y_2TX
Setting 20
04-E-4
FSP(100142)

Type	Freq	Level	Limit	Margin	Factor	Dist	Condition	Azimuth	Height	Comments
	(Hz)	(dBuV/m)	(dBuV/m)	(dB)	(dB)	(m)		(°)	(m)	
PK	2.3882G	66.80	74.00	-7.20	32.76	3	Horizontal	174	1.50	-
AV	2.3898G	50.30	54.00	-3.70	32.75	3	Horizontal	174	1.50	-
PK	2.4162G	108.88	Inf	-Inf	32.72	3	Horizontal	174	1.50	-
AV	2.4166G	100.13	Inf	-Inf	32.72	3	Horizontal	174	1.50	-
PK	2.4918G	56.99	74.00	-17.01	32.70	3	Horizontal	174	1.50	-
AV	2.4838G	45.63	54.00	-8.37	32.69	3	Horizontal	174	1.50	-

802.11n HT20_Nss1,(MCS0)_2TX

2422MHz_TX

25/10/2018

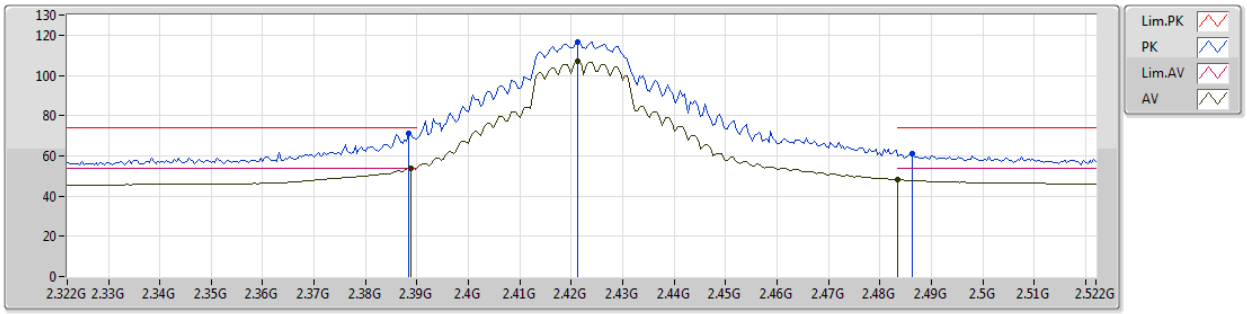

EUT Y_2TX
Setting 25
04-E-4
FSP(100142)

Type	Freq	Level	Limit	Margin	Factor	Dist	Condition	Azimuth	Height	Comments
	(Hz)	(dBuV/m)	(dBuV/m)	(dB)	(dB)	(m)		(°)	(m)	
PK	2.3884G	71.36	74.00	-2.64	32.76	3	Vertical	78	1.41	-
AV	2.3888G	53.94	54.00	-0.06	32.76	3	Vertical	78	1.41	-
PK	2.4212G	116.79	Inf	-Inf	32.72	3	Vertical	78	1.41	-
AV	2.4212G	106.76	Inf	-Inf	32.72	3	Vertical	78	1.41	-
PK	2.4864G	60.81	74.00	-13.19	32.70	3	Vertical	78	1.41	-
AV	2.4835G	48.12	54.00	-5.88	32.69	3	Vertical	78	1.41	-

802.11n HT20_Nss1,(MCS0)_2TX

2422MHz_TX

25/10/2018

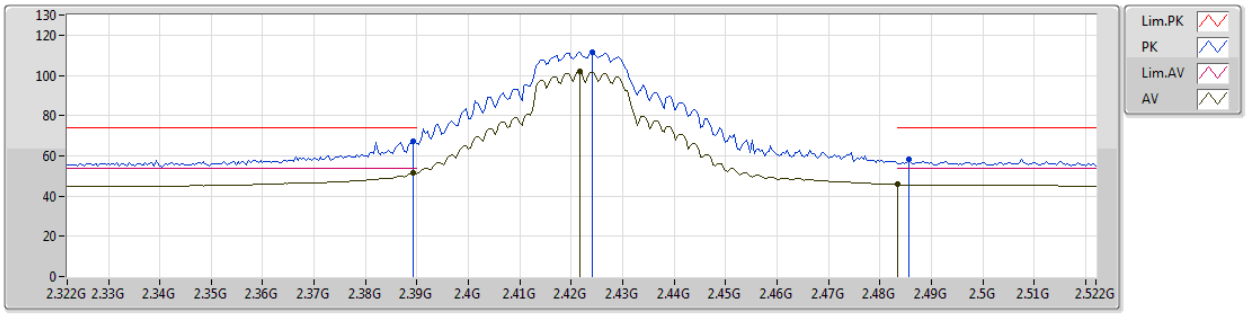

EUT Y_2TX
Setting 25
04-E-4
FSP(100142)

Type	Freq	Level	Limit	Margin	Factor	Dist	Condition	Azimuth	Height	Comments
	(Hz)	(dBuV/m)	(dBuV/m)	(dB)	(dB)	(m)		(°)	(m)	
PK	2.3892G	67.19	74.00	-6.81	32.75	3	Horizontal	161	1.47	-
AV	2.3892G	51.34	54.00	-2.66	32.75	3	Horizontal	161	1.47	-
PK	2.424G	111.74	Inf	-Inf	32.71	3	Horizontal	161	1.47	-
AV	2.4216G	101.90	Inf	-Inf	32.72	3	Horizontal	161	1.47	-
PK	2.4856G	58.01	74.00	-15.99	32.70	3	Horizontal	161	1.47	-
AV	2.4835G	45.70	54.00	-8.30	32.69	3	Horizontal	161	1.47	-

802.11n HT20_Nss1,(MCS0)_2TX

2437MHz_TX

25/10/2018

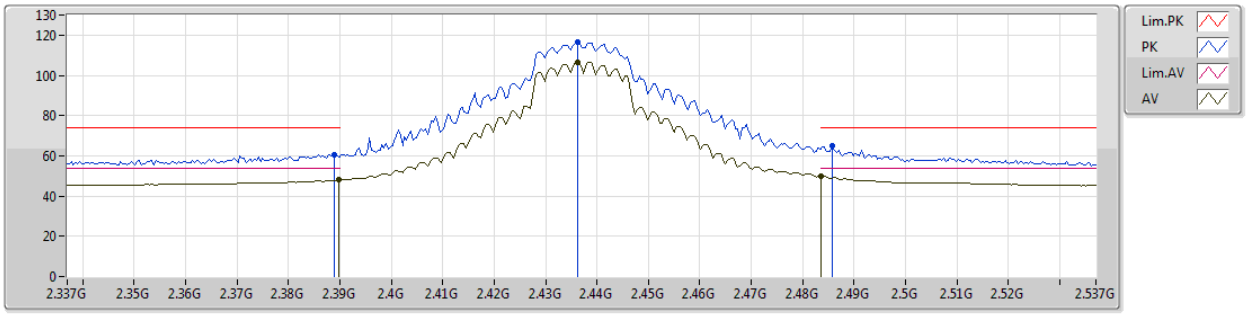

EUT Y_2TX
Setting 25
04-E-3
FSP(100142)

Type	Freq	Level	Limit	Margin	Factor	Dist	Condition	Azimuth	Height	Comments
	(Hz)	(dBuV/m)	(dBuV/m)	(dB)	(dB)	(m)		(°)	(m)	
PK	2.389G	60.69	74.00	-13.31	32.76	3	Vertical	265	2.10	-
AV	2.3898G	47.94	54.00	-6.06	32.75	3	Vertical	265	2.10	-
PK	2.4362G	116.30	Inf	-Inf	32.71	3	Vertical	265	2.10	-
AV	2.4362G	106.63	Inf	-Inf	32.71	3	Vertical	265	2.10	-
PK	2.4858G	64.91	74.00	-9.09	32.70	3	Vertical	265	2.10	-
AV	2.4835G	49.95	54.00	-4.05	32.69	3	Vertical	265	2.10	-

802.11n HT20_Nss1,(MCS0)_2TX

2437MHz_TX

25/10/2018

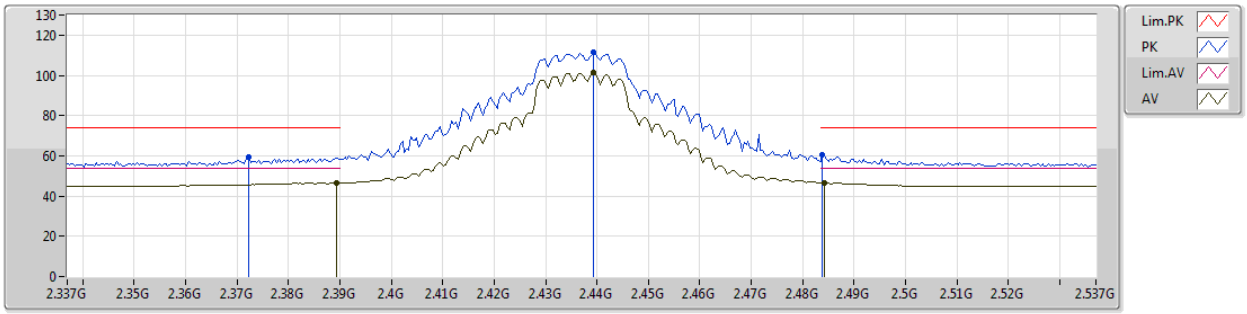

EUT Y_2TX
Setting 25
04-E-3
FSP(100142)

Type	Freq	Level	Limit	Margin	Factor	Dist	Condition	Azimuth	Height	Comments
	(Hz)	(dBuV/m)	(dBuV/m)	(dB)	(dB)	(m)		(°)	(m)	
PK	2.3722G	59.27	74.00	-14.73	32.80	3	Horizontal	231	1.40	-
AV	2.3894G	46.45	54.00	-7.55	32.75	3	Horizontal	231	1.40	-
PK	2.4394G	111.41	Inf	-Inf	32.71	3	Horizontal	231	1.40	-
AV	2.4394G	101.22	Inf	-Inf	32.71	3	Horizontal	231	1.40	-
PK	2.4838G	60.70	74.00	-13.30	32.69	3	Horizontal	231	1.40	-
AV	2.4842G	46.70	54.00	-7.30	32.69	3	Horizontal	231	1.40	-

802.11n HT20_Nss1,(MCS0)_2TX

2437MHz_TX

25/10/2018

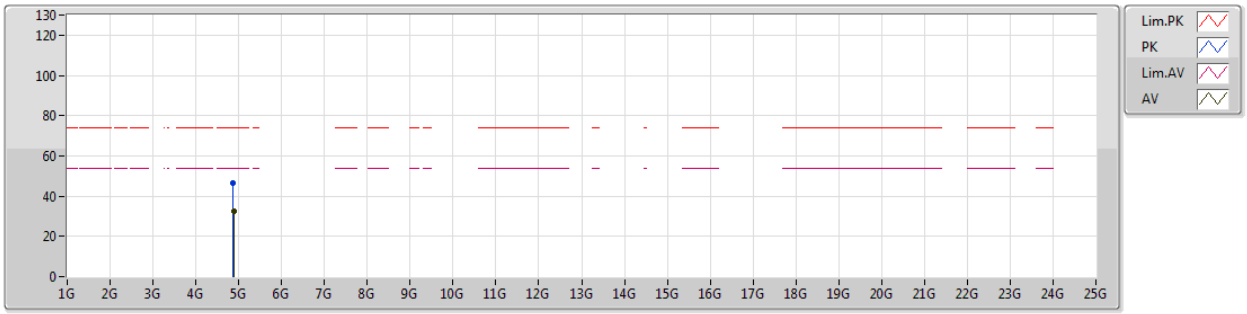

EUT Y_2TX
Setting 25
04-E-3
FSP(100142)

Type	Freq	Level	Limit	Margin	Factor	Dist	Condition	Azimuth	Height	Comments
	(Hz)	(dBuV/m)	(dBuV/m)	(dB)	(dB)	(m)		(°)	(m)	
PK	4.86932G	46.49	74.00	-27.51	5.45	3	Vertical	149	1.50	-
AV	4.88684G	32.26	54.00	-21.74	5.45	3	Vertical	149	1.50	-

802.11n HT20_Nss1,(MCS0)_2TX

2437MHz_TX

25/10/2018

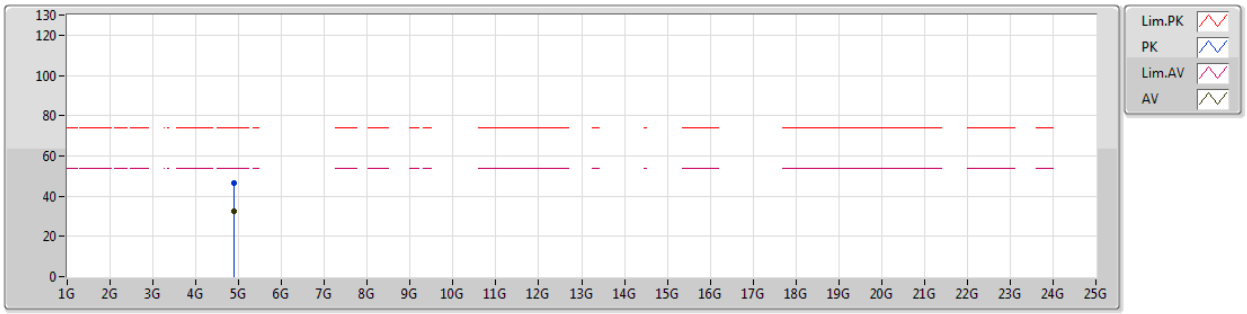

EUT Y_2TX
Setting 25
04-E-3
FSP(100142)

Type	Freq	Level	Limit	Margin	Factor	Dist	Condition	Azimuth	Height	Comments
	(Hz)	(dBuV/m)	(dBuV/m)	(dB)	(dB)	(m)		(°)	(m)	
PK	4.88474G	46.29	74.00	-27.71	5.46	3	Horizontal	198	1.53	-
AV	4.88444G	32.26	54.00	-21.74	5.46	3	Horizontal	198	1.53	-

802.11n HT20_Nss1,(MCS0)_2TX

2447MHz_TX

25/10/2018

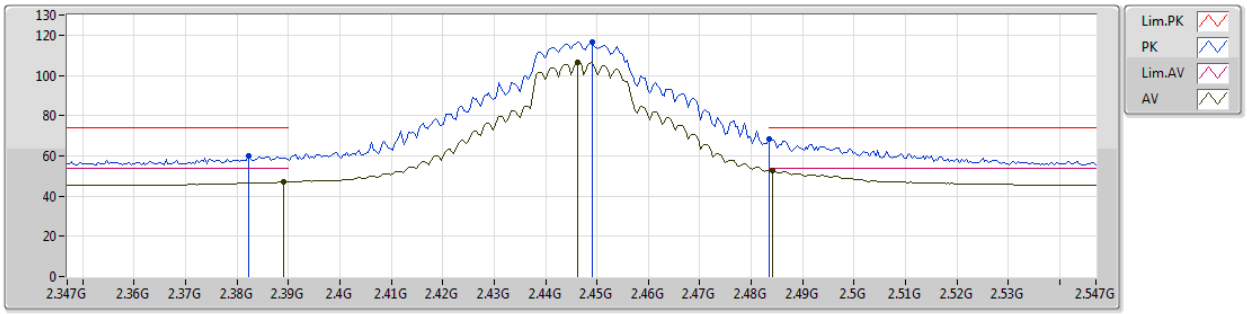

EUT Y_2TX
Setting 25
04-E-4
FSP(100142)

Type	Freq	Level	Limit	Margin	Factor	Dist	Condition	Azimuth	Height	Comments
	(Hz)	(dBuV/m)	(dBuV/m)	(dB)	(dB)	(m)		(°)	(m)	
PK	2.3822G	59.97	74.00	-14.03	32.77	3	Vertical	91	1.01	-
AV	2.389G	46.88	54.00	-7.12	32.76	3	Vertical	91	1.01	-
PK	2.449G	116.52	Inf	-Inf	32.70	3	Vertical	91	1.01	-
AV	2.4462G	106.54	Inf	-Inf	32.71	3	Vertical	91	1.01	-
PK	2.4835G	68.54	74.00	-5.46	32.69	3	Vertical	91	1.01	-
AV	2.4842G	52.87	54.00	-1.13	32.69	3	Vertical	91	1.01	-

802.11n HT20_Nss1,(MCS0)_2TX

2447MHz_TX

25/10/2018

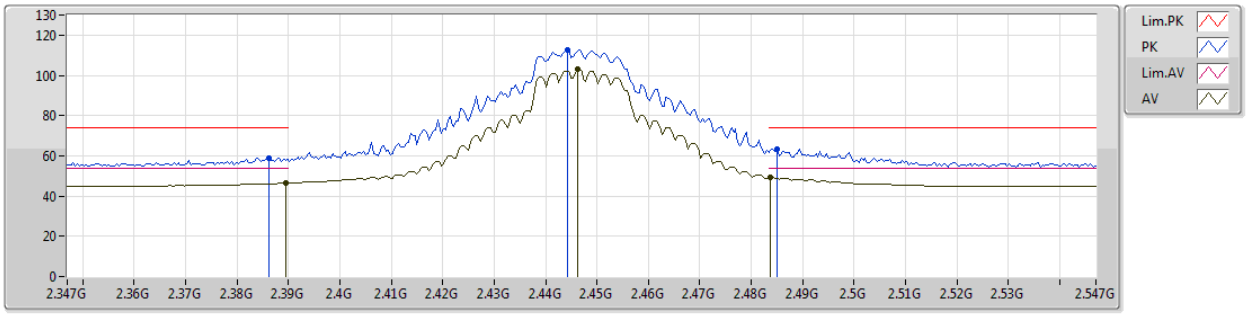

EUT Y_2TX
Setting 25
04-E-4
FSP(100142)

Type	Freq	Level	Limit	Margin	Factor	Dist	Condition	Azimuth	Height	Comments
	(Hz)	(dBuV/m)	(dBuV/m)	(dB)	(dB)	(m)		(°)	(m)	
PK	2.3862G	59.00	74.00	-15.00	32.76	3	Horizontal	173	1.26	-
AV	2.3894G	46.31	54.00	-7.69	32.75	3	Horizontal	173	1.26	-
PK	2.4442G	112.81	Inf	-Inf	32.71	3	Horizontal	173	1.26	-
AV	2.4462G	102.92	Inf	-Inf	32.71	3	Horizontal	173	1.26	-
PK	2.485G	63.52	74.00	-10.48	32.69	3	Horizontal	173	1.26	-
AV	2.4838G	49.36	54.00	-4.64	32.69	3	Horizontal	173	1.26	-

802.11n HT20_Nss1,(MCS0)_2TX

2452MHz_TX

25/10/2018

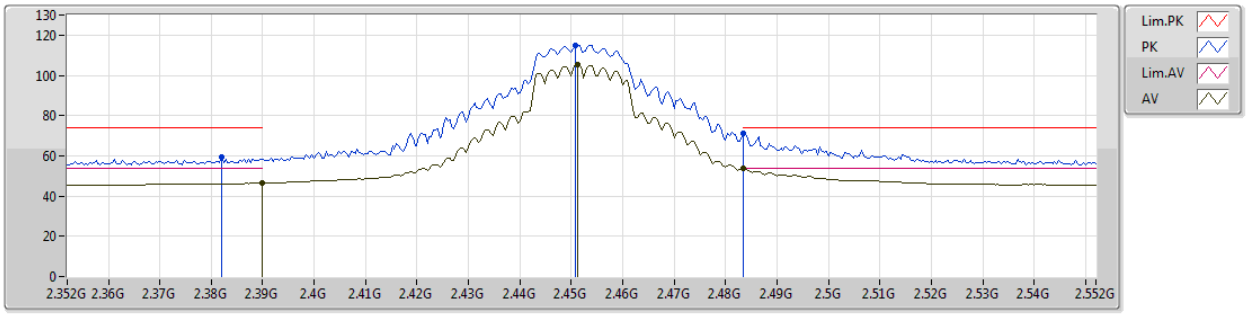

EUT Y_2TX
Setting 22
04-E-4
FSP(100142)

Type	Freq	Level	Limit	Margin	Factor	Dist	Condition	Azimuth	Height	Comments
	(Hz)	(dBuV/m)	(dBuV/m)	(dB)	(dB)	(m)		(°)	(m)	
PK	2.382G	59.29	74.00	-14.71	32.77	3	Vertical	61	1.58	-
AV	2.39G	46.38	54.00	-7.62	32.75	3	Vertical	61	1.58	-
PK	2.4508G	115.12	Inf	-Inf	32.71	3	Vertical	61	1.58	-
AV	2.4512G	105.27	Inf	-Inf	32.71	3	Vertical	61	1.58	-
PK	2.4835G	71.11	74.00	-2.89	32.69	3	Vertical	61	1.58	-
AV	2.4835G	53.63	54.00	-0.37	32.69	3	Vertical	61	1.58	-

802.11n HT20_Nss1,(MCS0)_2TX

2452MHz_TX

25/10/2018

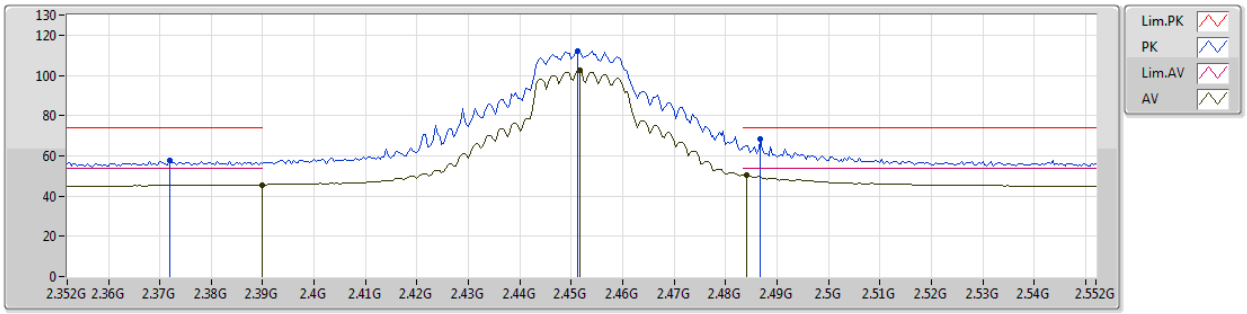

EUT Y_2TX
Setting 22
04-E-4
FSP(100142)

Type	Freq	Level	Limit	Margin	Factor	Dist	Condition	Azimuth	Height	Comments
	(Hz)	(dBuV/m)	(dBuV/m)	(dB)	(dB)	(m)		(°)	(m)	
PK	2.372G	57.78	74.00	-16.22	32.80	3	Horizontal	164	1.01	-
AV	2.39G	45.55	54.00	-8.45	32.75	3	Horizontal	164	1.01	-
PK	2.4512G	112.30	Inf	-Inf	32.71	3	Horizontal	164	1.01	-
AV	2.4516G	102.41	Inf	-Inf	32.71	3	Horizontal	164	1.01	-
PK	2.4868G	68.16	74.00	-5.84	32.70	3	Horizontal	164	1.01	-
AV	2.484G	50.51	54.00	-3.49	32.69	3	Horizontal	164	1.01	-

802.11n HT20_Nss1,(MCS0)_2TX

2457MHz_TX

25/10/2018

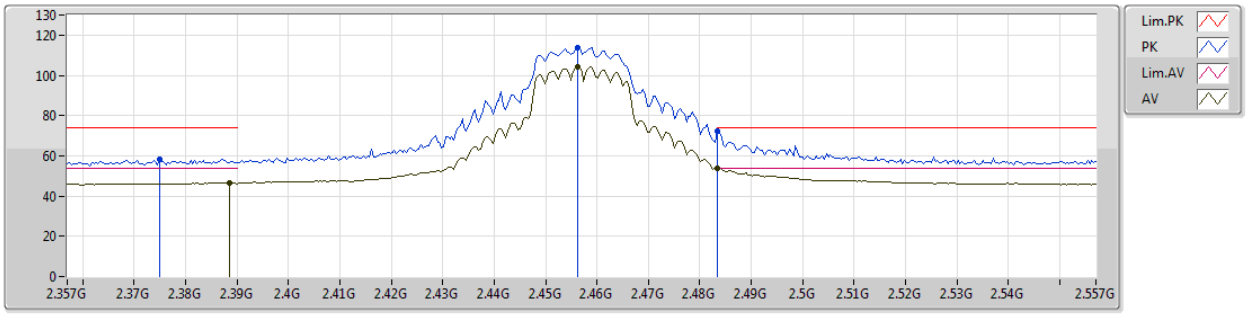

EUT Y_2TX
Setting 1F
04-E-4
FSP(100142)

Type	Freq	Level	Limit	Margin	Factor	Dist	Condition	Azimuth	Height	Comments
	(Hz)	(dBuV/m)	(dBuV/m)	(dB)	(dB)	(m)		(°)	(m)	
PK	2.375G	58.37	74.00	-15.63	32.80	3	Vertical	60	1.58	-
AV	2.3886G	46.55	54.00	-7.45	32.76	3	Vertical	60	1.58	-
PK	2.4562G	113.68	Inf	-Inf	32.71	3	Vertical	60	1.58	-
AV	2.4562G	104.38	Inf	-Inf	32.71	3	Vertical	60	1.58	-
PK	2.4835G	72.51	74.00	-1.49	32.69	3	Vertical	60	1.58	-
AV	2.4835G	53.77	54.00	-0.23	32.69	3	Vertical	60	1.58	-

802.11n HT20_Nss1,(MCS0)_2TX

2457MHz_TX

25/10/2018

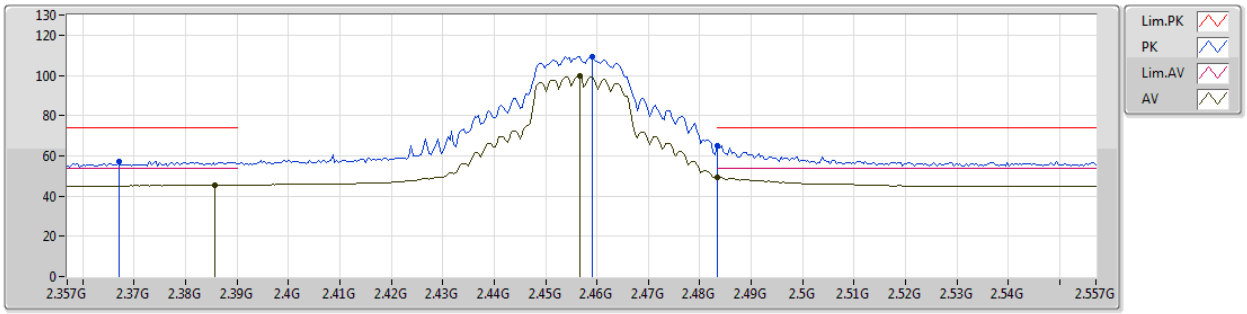

EUT Y_2TX
Setting 1F
04-E-4
FSP(100142)

Type	Freq	Level	Limit	Margin	Factor	Dist	Condition	Azimuth	Height	Comments
	(Hz)	(dBuV/m)	(dBuV/m)	(dB)	(dB)	(m)		(°)	(m)	
PK	2.367G	57.30	74.00	-16.70	32.82	3	Horizontal	171	1.23	-
AV	2.3858G	45.41	54.00	-8.59	32.76	3	Horizontal	171	1.23	-
PK	2.459G	109.39	Inf	-Inf	32.70	3	Horizontal	171	1.23	-
AV	2.4566G	99.91	Inf	-Inf	32.71	3	Horizontal	171	1.23	-
PK	2.4835G	65.27	74.00	-8.73	32.69	3	Horizontal	171	1.23	-
AV	2.4835G	49.37	54.00	-4.63	32.69	3	Horizontal	171	1.23	-

802.11n HT20_Nss1,(MCS0)_2TX

2462MHz_TX

25/10/2018

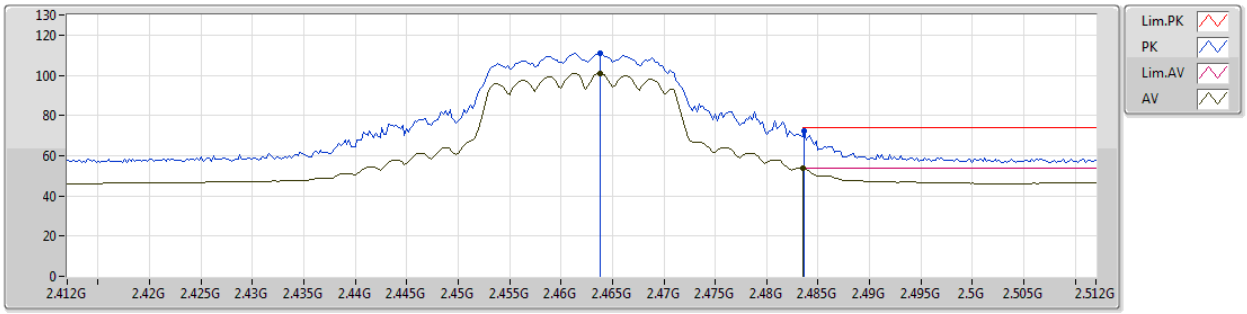

EUT Y_2TX
Setting 1A
04-E-3
FSP(100142)

Type	Freq	Level	Limit	Margin	Factor	Dist	Condition	Azimuth	Height	Comments
	(Hz)	(dBuV/m)	(dBuV/m)	(dB)	(dB)	(m)		(°)	(m)	
PK	2.4638G	110.93	Inf	-Inf	32.70	3	Vertical	201	1.35	-
AV	2.4638G	100.70	Inf	-Inf	32.70	3	Vertical	201	1.35	-
PK	2.4836G	72.52	74.00	-1.48	32.69	3	Vertical	201	1.35	-
AV	2.4835G	53.86	54.00	-0.14	32.69	3	Vertical	201	1.35	-

802.11n HT20_Nss1,(MCS0)_2TX

2462MHz_TX

25/10/2018

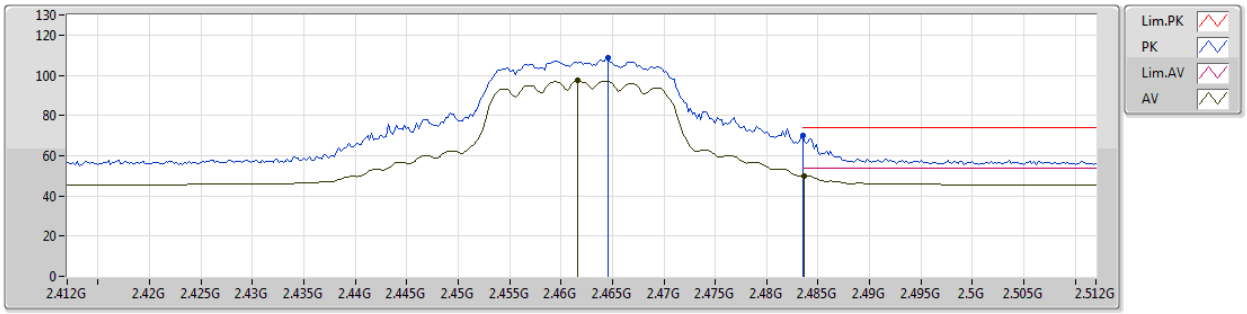

EUT Y_2TX
Setting 1A
04-E-3
FSP(100142)

Type	Freq	Level	Limit	Margin	Factor	Dist	Condition	Azimuth	Height	Comments
	(Hz)	(dBuV/m)	(dBuV/m)	(dB)	(dB)	(m)		(°)	(m)	
PK	2.4646G	108.52	Inf	-Inf	32.70	3	Horizontal	191	1.46	-
AV	2.4616G	97.34	Inf	-Inf	32.70	3	Horizontal	191	1.46	-
PK	2.4835G	70.02	74.00	-3.98	32.69	3	Horizontal	191	1.46	-
AV	2.4836G	49.97	54.00	-4.03	32.69	3	Horizontal	191	1.46	-

802.11n HT20_Nss1,(MCS0)_2TX

2462MHz_TX

25/10/2018

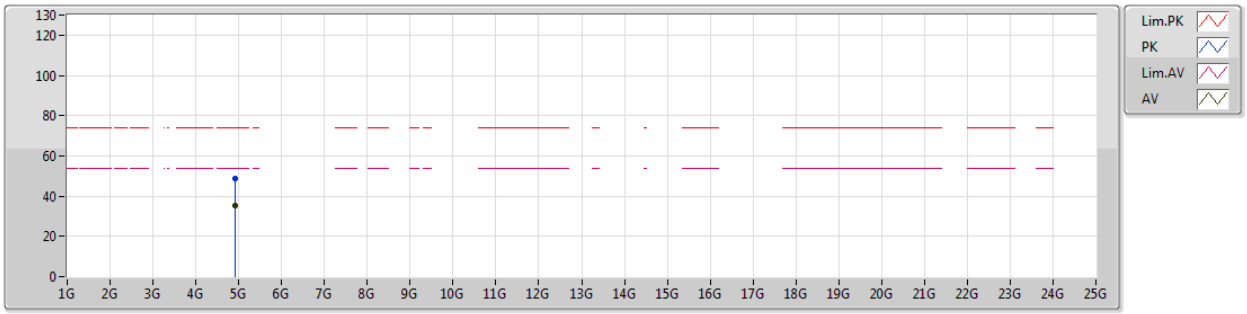

EUT Y_2TX
Setting 1A
04-E-3
FSP(100142)

Type	Freq	Level	Limit	Margin	Factor	Dist	Condition	Azimuth	Height	Comments
	(Hz)	(dBuV/m)	(dBuV/m)	(dB)	(dB)	(m)		(°)	(m)	
PK	4.92468G	48.96	74.00	-25.04	5.52	3	Vertical	352	1.03	-
AV	4.9251G	35.22	54.00	-18.78	5.54	3	Vertical	352	1.03	-

802.11n HT20_Nss1,(MCS0)_2TX

2462MHz_TX

25/10/2018

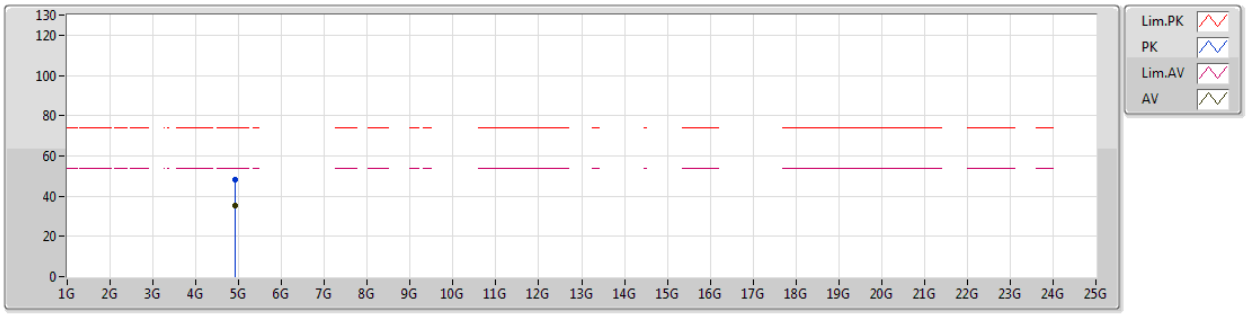

EUT Y_2TX
Setting 1A
04-E-3
FSP(100142)

Type	Freq	Level	Limit	Margin	Factor	Dist	Condition	Azimuth	Height	Comments
	(Hz)	(dBuV/m)	(dBuV/m)	(dB)	(dB)	(m)		(°)	(m)	
PK	4.92474G	48.27	74.00	-25.73	5.52	3	Horizontal	230	2.98	-
AV	4.92478G	35.39	54.00	-18.61	5.52	3	Horizontal	230	2.98	-

802.11n HT40_Nss1,(MCS0)_1TX

2422MHz_TX

25/10/2018

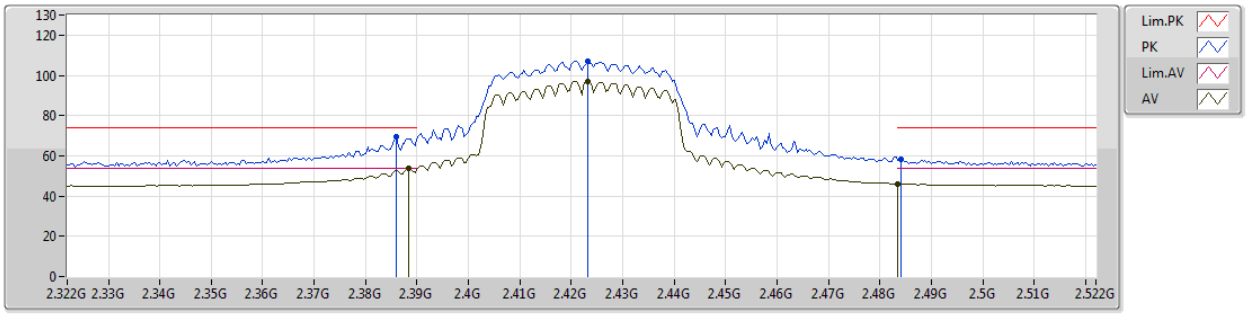

EUT Y_2TX
Setting 12
04-E-3
FSP(100142)

Type	Freq	Level	Limit	Margin	Factor	Dist	Condition	Azimuth	Height	Comments
	(Hz)	(dBuV/m)	(dBuV/m)	(dB)	(dB)	(m)		(°)	(m)	
PK	2.386G	69.41	74.00	-4.59	32.76	3	Vertical	204	1.54	-
AV	2.3884G	53.67	54.00	-0.33	32.76	3	Vertical	204	1.54	-
PK	2.4232G	107.28	Inf	-Inf	32.71	3	Vertical	204	1.54	-
AV	2.4232G	97.07	Inf	-Inf	32.71	3	Vertical	204	1.54	-
PK	2.484G	58.16	74.00	-15.84	32.69	3	Vertical	204	1.54	-
AV	2.4835G	46.13	54.00	-7.87	32.69	3	Vertical	204	1.54	-

802.11n HT40_Nss1,(MCS0)_1TX

2422MHz_TX

25/10/2018

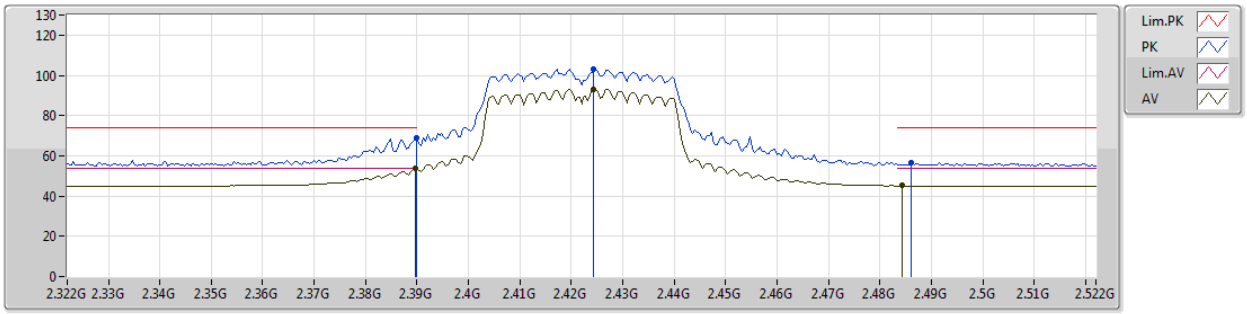

EUT Y_2TX
Setting 12
04-E-3
FSP(100142)

Type	Freq	Level	Limit	Margin	Factor	Dist	Condition	Azimuth	Height	Comments
	(Hz)	(dBuV/m)	(dBuV/m)	(dB)	(dB)	(m)		(°)	(m)	
PK	2.39G	68.66	74.00	-5.34	32.75	3	Horizontal	196	1.50	-
AV	2.3896G	53.60	54.00	-0.40	32.75	3	Horizontal	196	1.50	-
PK	2.4244G	103.20	Inf	-Inf	32.71	3	Horizontal	196	1.50	-
AV	2.4244G	93.15	Inf	-Inf	32.71	3	Horizontal	196	1.50	-
PK	2.486G	56.71	74.00	-17.29	32.70	3	Horizontal	196	1.50	-
AV	2.4844G	45.11	54.00	-8.89	32.69	3	Horizontal	196	1.50	-

802.11n HT40_Nss1,(MCS0)_1TX

2422MHz_TX

25/10/2018

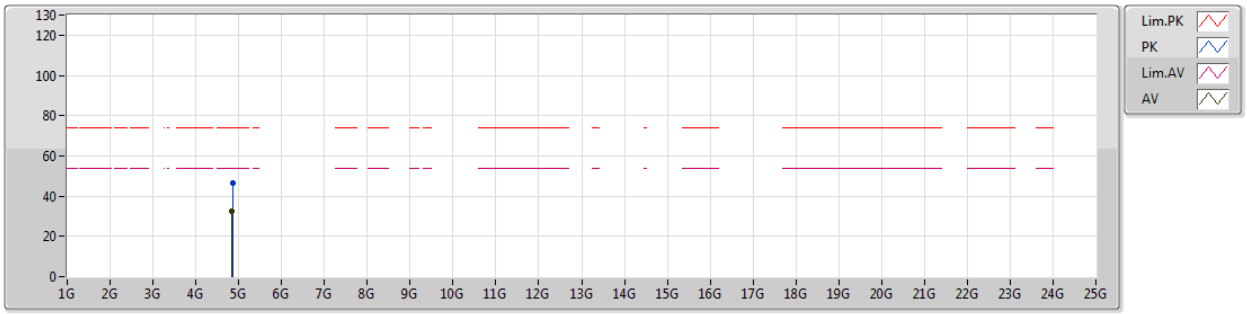

EUT Y_2TX
Setting 12
04-E-3
FSP(100142)

Type	Freq	Level	Limit	Margin	Factor	Dist	Condition	Azimuth	Height	Comments
	(Hz)	(dBuV/m)	(dBuV/m)	(dB)	(dB)	(m)		(°)	(m)	
PK	4.85648G	46.56	74.00	-27.44	5.46	3	Vertical	269	1.45	-
AV	4.84844G	32.37	54.00	-21.63	5.46	3	Vertical	269	1.45	-

802.11n HT40_Nss1,(MCS0)_1TX

2422MHz_TX

25/10/2018

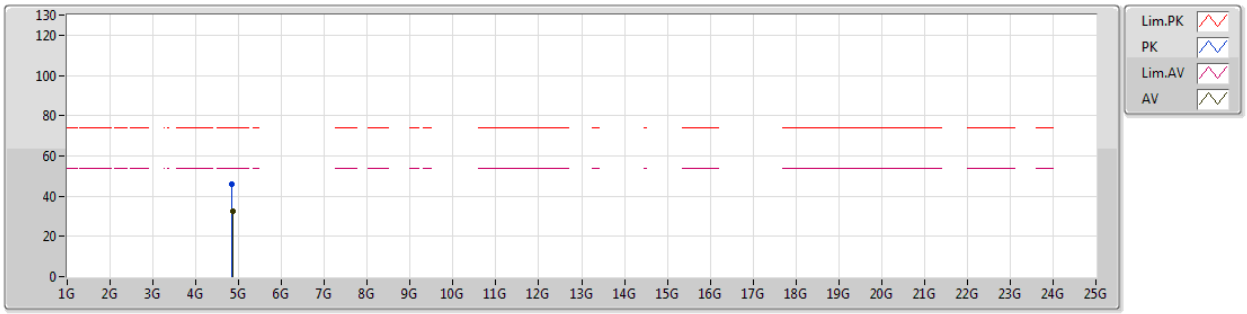

EUT Y_2TX
Setting 12
04-E-3
FSP(100142)

Type	Freq	Level	Limit	Margin	Factor	Dist	Condition	Azimuth	Height	Comments
	(Hz)	(dBuV/m)	(dBuV/m)	(dB)	(dB)	(m)		(°)	(m)	
PK	4.84856G	46.22	74.00	-27.78	5.46	3	Horizontal	293	1.55	-
AV	4.85354G	32.37	54.00	-21.63	5.47	3	Horizontal	293	1.55	-

802.11n HT40_Nss1,(MCS0)_1TX

2427MHz_TX

25/10/2018

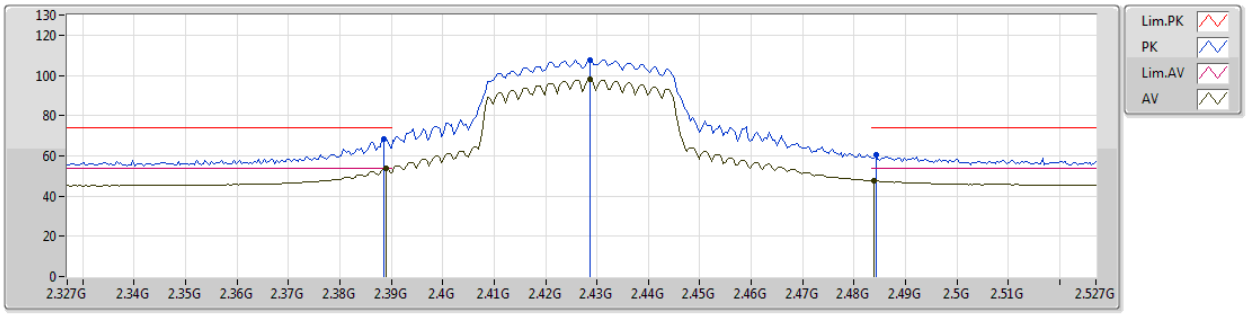

EUT Y_2TX
Setting 13
04-E-4
FSP(100142)

Type	Freq	Level	Limit	Margin	Factor	Dist	Condition	Azimuth	Height	Comments
	(Hz)	(dBuV/m)	(dBuV/m)	(dB)	(dB)	(m)		(°)	(m)	
PK	2.3886G	68.40	74.00	-5.60	32.76	3	Vertical	57	1.45	-
AV	2.389G	53.61	54.00	-0.39	32.76	3	Vertical	57	1.45	-
PK	2.4286G	107.82	Inf	-Inf	32.71	3	Vertical	57	1.45	-
AV	2.4286G	97.95	Inf	-Inf	32.71	3	Vertical	57	1.45	-
PK	2.4842G	60.49	74.00	-13.51	32.69	3	Vertical	57	1.45	-
AV	2.4838G	47.70	54.00	-6.30	32.69	3	Vertical	57	1.45	-

802.11n HT40_Nss1,(MCS0)_1TX

2427MHz_TX

25/10/2018

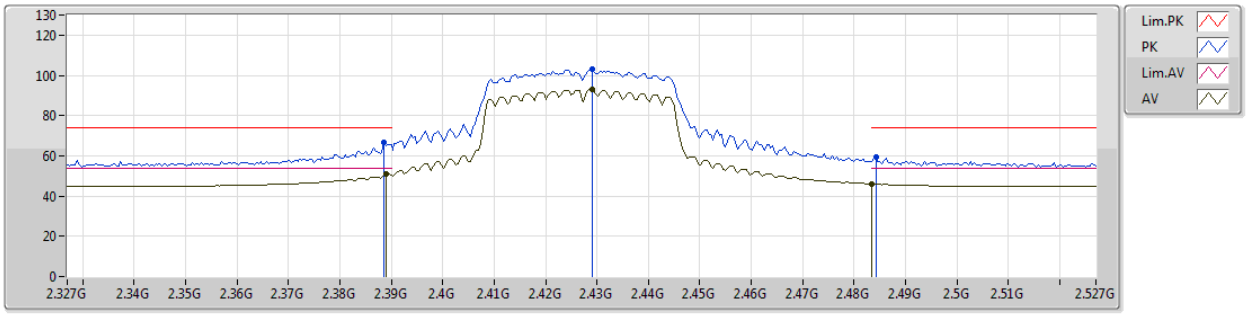

EUT Y_2TX
Setting 13
04-E-4
FSP(100142)

Type	Freq	Level	Limit	Margin	Factor	Dist	Condition	Azimuth	Height	Comments
	(Hz)	(dBuV/m)	(dBuV/m)	(dB)	(dB)	(m)		(°)	(m)	
PK	2.3886G	66.76	74.00	-7.24	32.76	3	Horizontal	177	1.50	-
AV	2.389G	50.75	54.00	-3.25	32.76	3	Horizontal	177	1.50	-
PK	2.429G	103.28	Inf	-Inf	32.71	3	Horizontal	177	1.50	-
AV	2.429G	93.15	Inf	-Inf	32.71	3	Horizontal	177	1.50	-
PK	2.4842G	59.23	74.00	-14.77	32.69	3	Horizontal	177	1.50	-
AV	2.4835G	45.99	54.00	-8.01	32.69	3	Horizontal	177	1.50	-

802.11n HT40_Nss1,(MCS0)_1TX

2432MHz_TX

25/10/2018

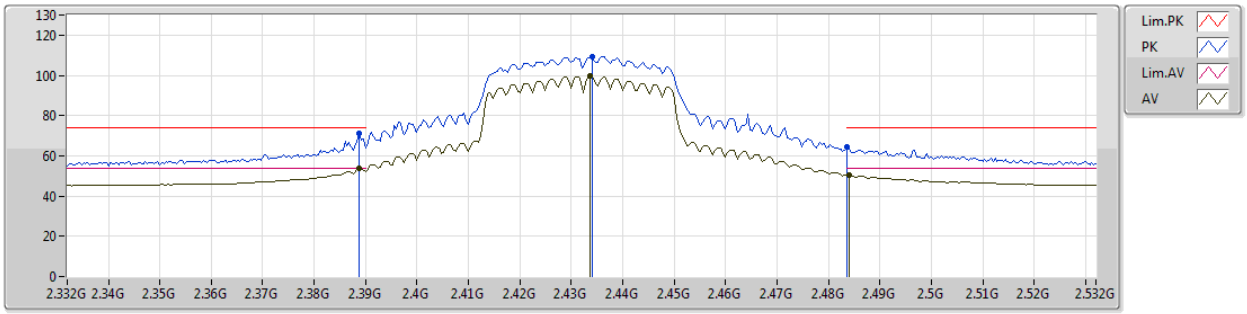

EUT Y_2TX
Setting 15
04-E-4
FSP(100142)

Type	Freq	Level	Limit	Margin	Factor	Dist	Condition	Azimuth	Height	Comments
	(Hz)	(dBuV/m)	(dBuV/m)	(dB)	(dB)	(m)		(°)	(m)	
PK	2.3888G	70.96	74.00	-3.04	32.76	3	Vertical	75	1.47	-
AV	2.3888G	53.77	54.00	-0.23	32.76	3	Vertical	75	1.47	-
PK	2.434G	109.45	Inf	-Inf	32.71	3	Vertical	75	1.47	-
AV	2.4336G	99.69	Inf	-Inf	32.71	3	Vertical	75	1.47	-
PK	2.4835G	64.20	Inf	-Inf	32.69	3	Vertical	75	1.47	-
AV	2.484G	50.50	54.00	-3.50	32.69	3	Vertical	75	1.47	-

802.11n HT40_Nss1,(MCS0)_1TX

2432MHz_TX

25/10/2018

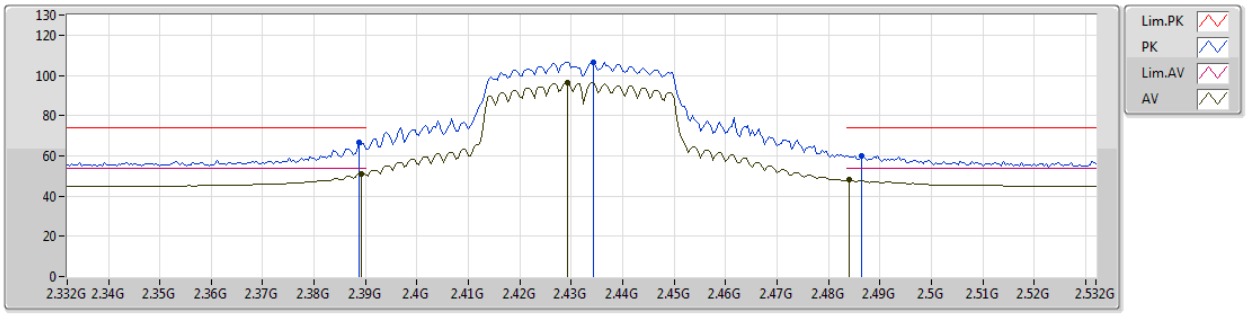

EUT Y_2TX
Setting 15
04-E-4
FSP(100142)

Type	Freq	Level	Limit	Margin	Factor	Dist	Condition	Azimuth	Height	Comments
	(Hz)	(dBuV/m)	(dBuV/m)	(dB)	(dB)	(m)		(°)	(m)	
PK	2.3888G	66.51	74.00	-7.49	32.76	3	Horizontal	164	1.06	-
AV	2.3892G	51.12	54.00	-2.88	32.75	3	Horizontal	164	1.06	-
PK	2.4344G	106.56	Inf	-Inf	32.71	3	Horizontal	164	1.06	-
AV	2.4292G	96.50	Inf	-Inf	32.71	3	Horizontal	164	1.06	-
PK	2.4864G	60.05	74.00	-13.95	32.70	3	Horizontal	164	1.06	-
AV	2.484G	47.94	54.00	-6.06	32.69	3	Horizontal	164	1.06	-

802.11n HT40_Nss1,(MCS0)_1TX

2437MHz_TX

25/10/2018

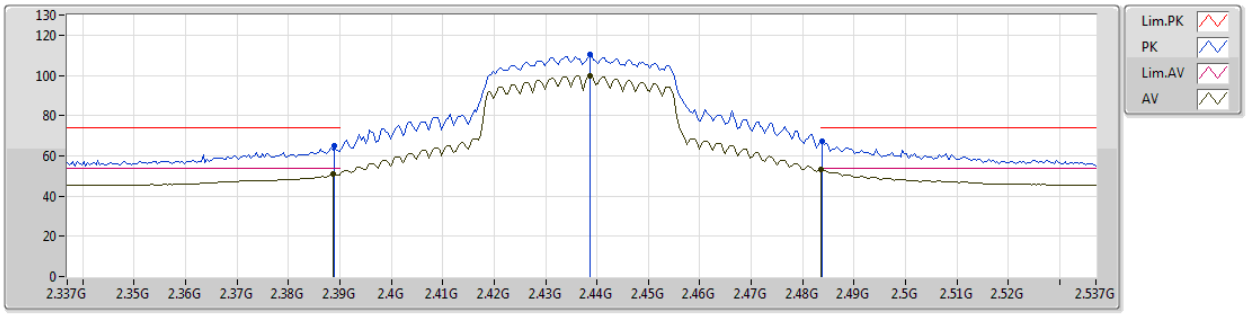

EUT Y_2TX
Setting 16
04-E-3
FSP(100142)

Type	Freq	Level	Limit	Margin	Factor	Dist	Condition	Azimuth	Height	Comments
	(Hz)	(dBuV/m)	(dBuV/m)	(dB)	(dB)	(m)		(°)	(m)	
PK	2.389G	65.02	74.00	-8.98	32.76	3	Vertical	246	1.56	-
AV	2.3886G	50.92	54.00	-3.08	32.76	3	Vertical	246	1.56	-
PK	2.4386G	110.13	Inf	-Inf	32.71	3	Vertical	246	1.56	-
AV	2.4386G	99.86	Inf	-Inf	32.71	3	Vertical	246	1.56	-
PK	2.4838G	67.22	74.00	-6.78	32.69	3	Vertical	246	1.56	-
AV	2.4835G	53.24	54.00	-0.76	32.69	3	Vertical	246	1.56	-

802.11n HT40_Nss1,(MCS0)_1TX

2437MHz_TX

25/10/2018

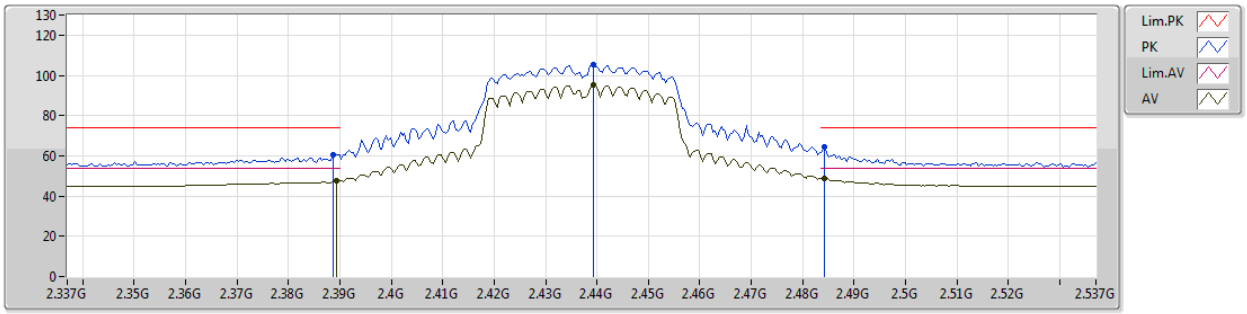

EUT Y_2TX
Setting 16
04-E-3
FSP(100142)

Type	Freq	Level	Limit	Margin	Factor	Dist	Condition	Azimuth	Height	Comments
	(Hz)	(dBuV/m)	(dBuV/m)	(dB)	(dB)	(m)		(°)	(m)	
PK	2.3886G	60.63	74.00	-13.37	32.76	3	Horizontal	333	1.47	-
AV	2.3894G	47.50	54.00	-6.50	32.75	3	Horizontal	333	1.47	-
PK	2.4394G	105.23	Inf	-Inf	32.71	3	Horizontal	333	1.47	-
AV	2.4394G	95.23	Inf	-Inf	32.71	3	Horizontal	333	1.47	-
PK	2.4842G	64.41	74.00	-9.59	32.69	3	Horizontal	333	1.47	-
AV	2.4842G	48.78	54.00	-5.22	32.69	3	Horizontal	333	1.47	-

802.11n HT40_Nss1,(MCS0)_1TX

2437MHz_TX

25/10/2018

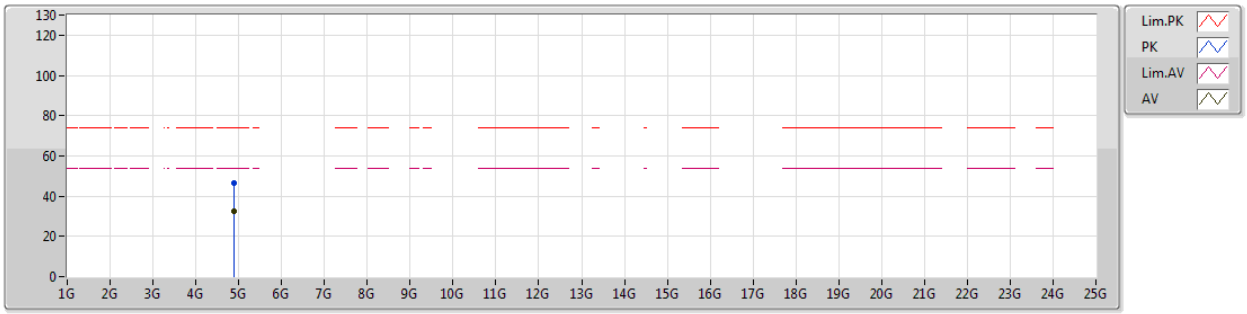

EUT Y_2TX
Setting 16
04-E-3
FSP(100142)

Type	Freq	Level	Limit	Margin	Factor	Dist	Condition	Azimuth	Height	Comments
	(Hz)	(dBuV/m)	(dBuV/m)	(dB)	(dB)	(m)		(°)	(m)	
PK	4.87982G	46.45	74.00	-27.55	5.45	3	Vertical	306	1.53	-
AV	4.88894G	32.51	54.00	-21.49	5.45	3	Vertical	306	1.53	-

802.11n HT40_Nss1,(MCS0)_1TX

2437MHz_TX

25/10/2018

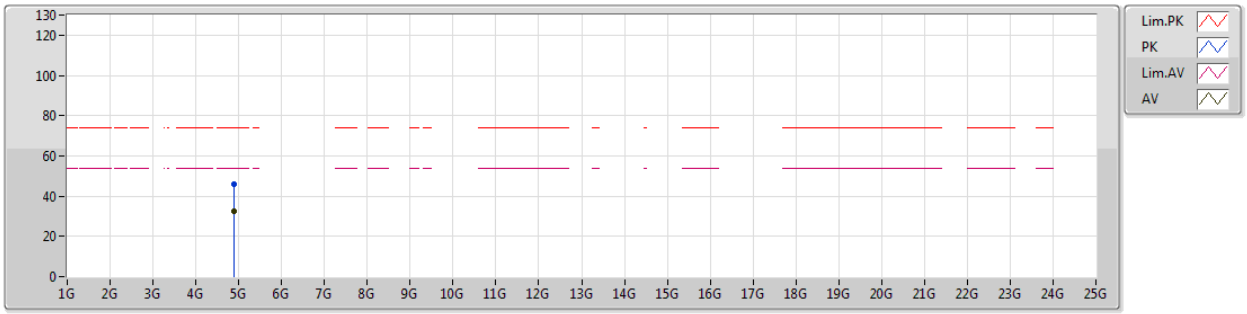

EUT Y_2TX
Setting 16
04-E-3
FSP(100142)

Type	Freq	Level	Limit	Margin	Factor	Dist	Condition	Azimuth	Height	Comments
	(Hz)	(dBuV/m)	(dBuV/m)	(dB)	(dB)	(m)		(°)	(m)	
PK	4.88672G	46.05	74.00	-27.95	5.45	3	Horizontal	276	1.50	-
AV	4.88264G	32.60	54.00	-21.40	5.45	3	Horizontal	276	1.50	-

802.11n HT40_Nss1,(MCS0)_1TX

2442MHz_TX

25/10/2018

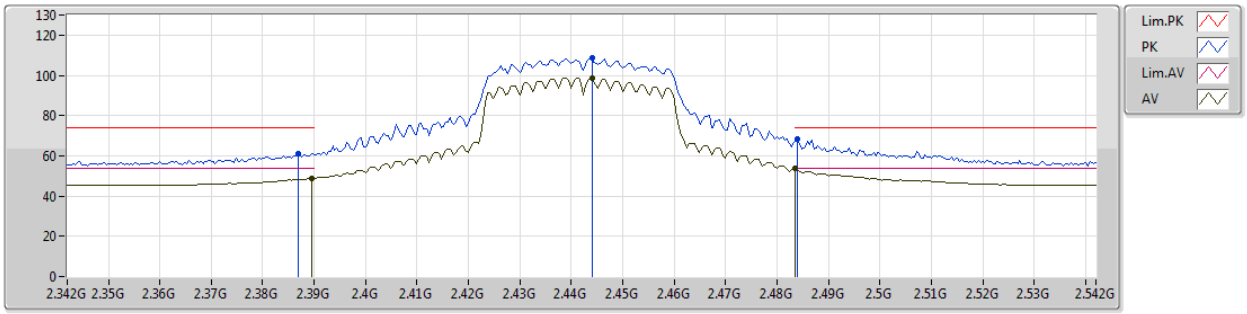

EUT Y_2TX
Setting 14
04-E-4
FSP(100142)

Type	Freq	Level	Limit	Margin	Factor	Dist	Condition	Azimuth	Height	Comments
	(Hz)	(dBuV/m)	(dBuV/m)	(dB)	(dB)	(m)		(°)	(m)	
PK	2.3868G	61.08	74.00	-12.92	32.76	3	Vertical	78	1.49	-
AV	2.3896G	48.63	54.00	-5.37	32.75	3	Vertical	78	1.49	-
PK	2.444G	108.91	Inf	-Inf	32.70	3	Vertical	78	1.49	-
AV	2.444G	98.61	Inf	-Inf	32.70	3	Vertical	78	1.49	-
PK	2.484G	68.28	74.00	-5.72	32.69	3	Vertical	78	1.49	-
AV	2.4835G	53.66	54.00	-0.34	32.69	3	Vertical	78	1.49	-

802.11n HT40_Nss1,(MCS0)_1TX

2442MHz_TX

25/10/2018

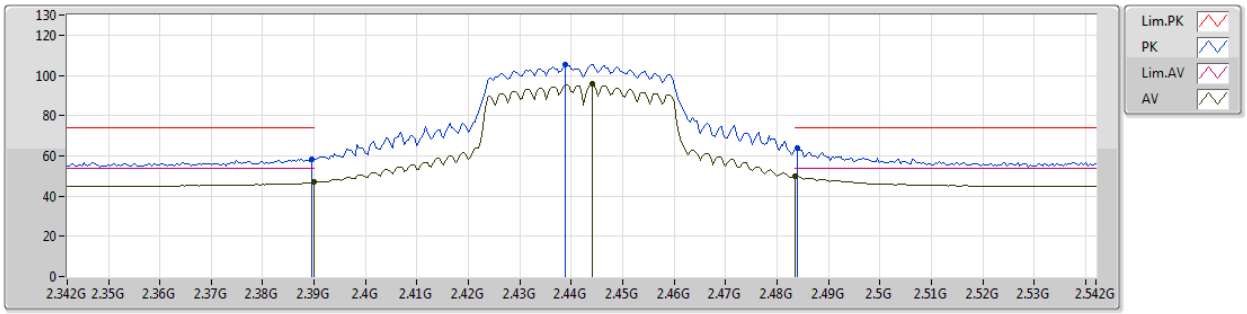

EUT Y_2TX
Setting 14
04-E-4
FSP(100142)

Type	Freq	Level	Limit	Margin	Factor	Dist	Condition	Azimuth	Height	Comments
	(Hz)	(dBuV/m)	(dBuV/m)	(dB)	(dB)	(m)		(°)	(m)	
PK	2.3896G	58.44	74.00	-15.56	32.75	3	Horizontal	169	1.43	-
AV	2.39G	46.81	54.00	-7.19	32.75	3	Horizontal	169	1.43	-
PK	2.4388G	105.52	Inf	-Inf	32.71	3	Horizontal	169	1.43	-
AV	2.444G	95.60	Inf	-Inf	32.70	3	Horizontal	169	1.43	-
PK	2.484G	64.08	74.00	-9.92	32.69	3	Horizontal	169	1.43	-
AV	2.4835G	49.98	54.00	-4.02	32.69	3	Horizontal	169	1.43	-

802.11n HT40_Nss1,(MCS0)_1TX

2447MHz_TX

25/10/2018

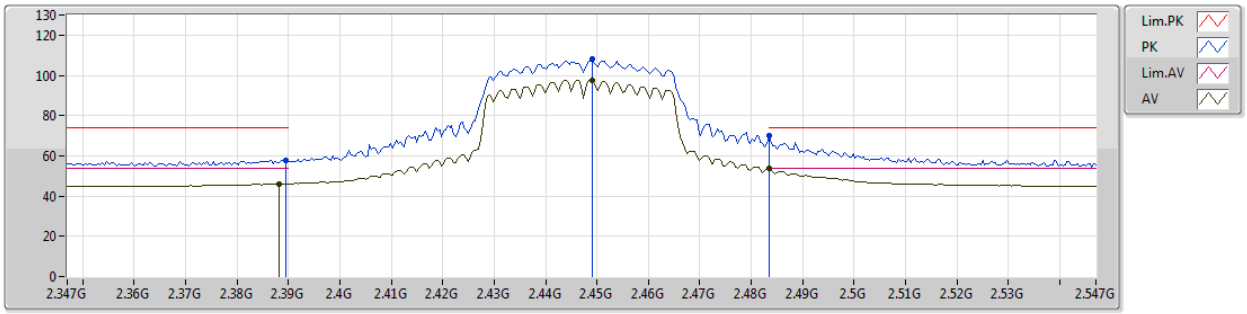

EUT Y_2TX
Setting 11
04-E-4
FSP(100142)

Type	Freq	Level	Limit	Margin	Factor	Dist	Condition	Azimuth	Height	Comments
	(Hz)	(dBuV/m)	(dBuV/m)	(dB)	(dB)	(m)		(°)	(m)	
PK	2.3894G	57.83	74.00	-16.17	32.75	3	Vertical	92	1.01	-
AV	2.3882G	46.00	54.00	-8.00	32.76	3	Vertical	92	1.01	-
PK	2.449G	107.95	Inf	-Inf	32.70	3	Vertical	92	1.01	-
AV	2.449G	97.68	Inf	-Inf	32.70	3	Vertical	92	1.01	-
PK	2.4835G	69.99	74.00	-4.01	32.69	3	Vertical	92	1.01	-
AV	2.4835G	53.68	54.00	-0.32	32.69	3	Vertical	92	1.01	-

802.11n HT40_Nss1,(MCS0)_1TX

2447MHz_TX

25/10/2018

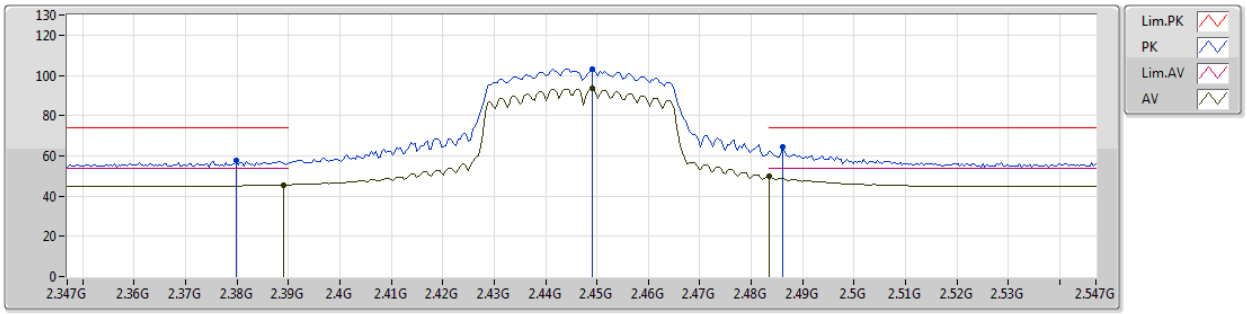

EUT Y_2TX
Setting 11
04-E-4
FSP(100142)

Type	Freq	Level	Limit	Margin	Factor	Dist	Condition	Azimuth	Height	Comments
	(Hz)	(dBuV/m)	(dBuV/m)	(dB)	(dB)	(m)		(°)	(m)	
PK	2.3798G	57.96	74.00	-16.04	32.78	3	Horizontal	180	1.26	-
AV	2.389G	45.62	54.00	-8.38	32.76	3	Horizontal	180	1.26	-
PK	2.449G	103.38	Inf	-Inf	32.70	3	Horizontal	180	1.26	-
AV	2.449G	93.37	Inf	-Inf	32.70	3	Horizontal	180	1.26	-
PK	2.4862G	64.35	74.00	-9.65	32.70	3	Horizontal	180	1.26	-
AV	2.4835G	49.60	54.00	-4.40	32.69	3	Horizontal	180	1.26	-

802.11n HT40_Nss1,(MCS0)_1TX

2452MHz_TX

25/10/2018

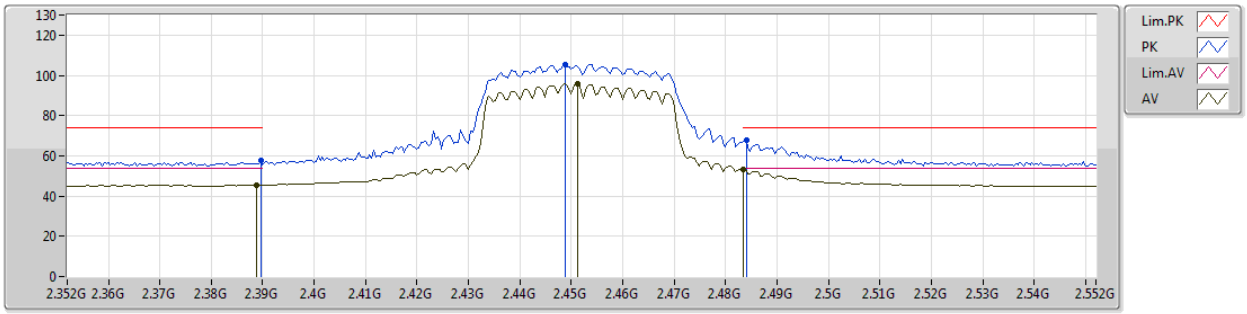

EUT Y_2TX
Setting 0E
04-E-3
FSP(100142)

Type	Freq	Level	Limit	Margin	Factor	Dist	Condition	Azimuth	Height	Comments
	(Hz)	(dBuV/m)	(dBuV/m)	(dB)	(dB)	(m)		(°)	(m)	
PK	2.3896G	57.60	74.00	-16.40	32.75	3	Vertical	248	1.75	-
AV	2.3888G	45.49	54.00	-8.51	32.76	3	Vertical	248	1.75	-
PK	2.4488G	105.47	Inf	-Inf	32.70	3	Vertical	248	1.75	-
AV	2.4512G	95.69	Inf	-Inf	32.71	3	Vertical	248	1.75	-
PK	2.484G	67.90	74.00	-6.10	32.69	3	Vertical	248	1.75	-
AV	2.4835G	53.39	54.00	-0.61	32.69	3	Vertical	248	1.75	-

802.11n HT40_Nss1,(MCS0)_1TX

2452MHz_TX

25/10/2018

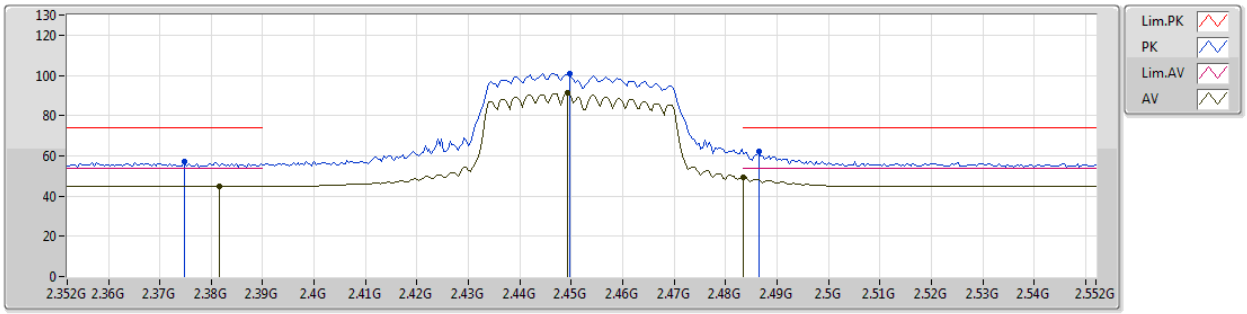

EUT Y_2TX
Setting 0E
04-E-3
FSP(100142)

Type	Freq	Level	Limit	Margin	Factor	Dist	Condition	Azimuth	Height	Comments
	(Hz)	(dBuV/m)	(dBuV/m)	(dB)	(dB)	(m)		(°)	(m)	
PK	2.3748G	57.08	74.00	-16.92	32.80	3	Horizontal	345	1.47	-
AV	2.3816G	44.87	54.00	-9.13	32.77	3	Horizontal	345	1.47	-
PK	2.4496G	100.82	Inf	-Inf	32.70	3	Horizontal	345	1.47	-
AV	2.4492G	91.17	Inf	-Inf	32.70	3	Horizontal	345	1.47	-
PK	2.4864G	62.47	74.00	-11.53	32.70	3	Horizontal	345	1.47	-
AV	2.4835G	49.37	54.00	-4.63	32.69	3	Horizontal	345	1.47	-

802.11n HT40_Nss1,(MCS0)_1TX

2452MHz_TX

25/10/2018

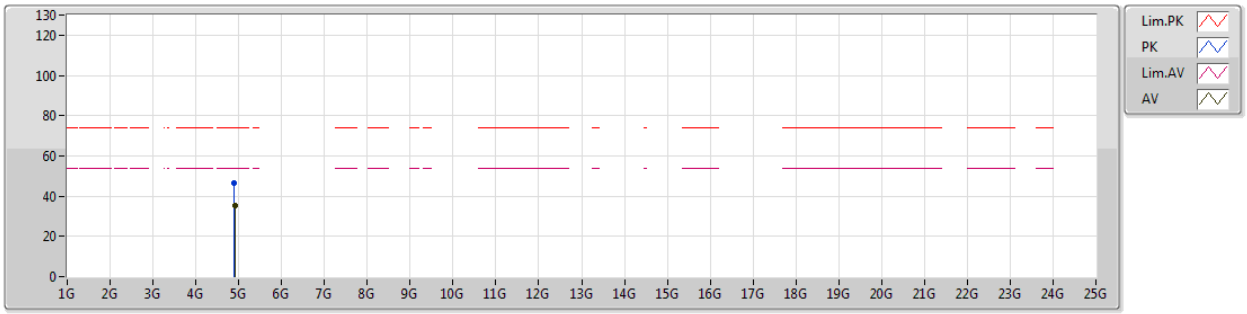

EUT Y_2TX
Setting 0E
04-E-3
FSP(100142)

Type	Freq	Level	Limit	Margin	Factor	Dist	Condition	Azimuth	Height	Comments
	(Hz)	(dBuV/m)	(dBuV/m)	(dB)	(dB)	(m)		(°)	(m)	
PK	4.90136G	46.72	74.00	-27.28	5.44	3	Vertical	346	1.50	-
AV	4.9049G	35.36	54.00	-18.64	5.45	3	Vertical	346	1.50	-

802.11n HT40_Nss1,(MCS0)_1TX

2452MHz_TX

25/10/2018

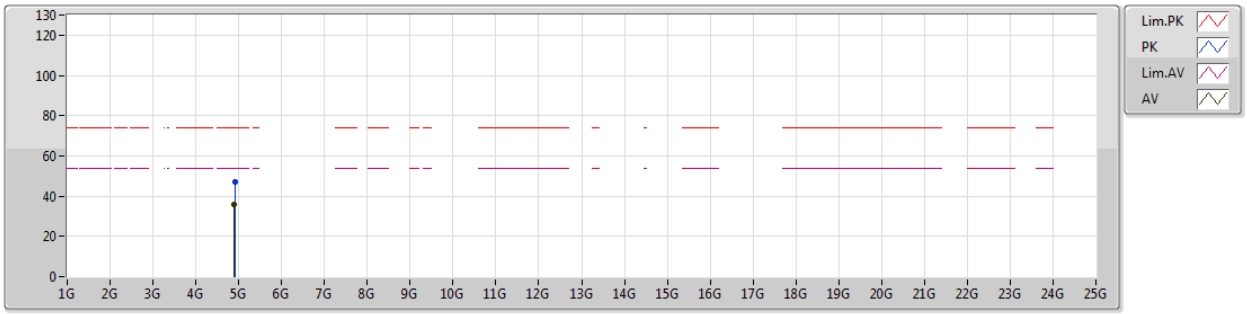

EUT Y_2TX
Setting 0E
04-E-3
FSP(100142)

Type	Freq	Level	Limit	Margin	Factor	Dist	Condition	Azimuth	Height	Comments
	(Hz)	(dBuV/m)	(dBuV/m)	(dB)	(dB)	(m)		(°)	(m)	
PK	4.90382G	46.83	74.00	-27.17	5.45	3	Horizontal	356	1.63	-
AV	4.89488G	35.68	54.00	-18.32	5.45	3	Horizontal	356	1.63	-