NCC RADIO TEST REPORT

Equipment	:	無線接入點
Brand Name	:	Extreme Networks
Model Name	:	AP505i
Applicant	:	香港商極進網路有限公司台灣分公司 臺北市松山區復勢里南京東路 4 段 126 號 5 樓
Manufacturer	:	啟碁科技股份有限公司 新竹科學工業園區新竹縣園區二路 20 號
Standard	:	LP0002 Section 4.7 (2018-01-10)

The product was received on Oct. 22, 2018, and testing was started from Oct. 25, 2018 and completed on Jan. 11, 2019. We, SPORTON INTERNATIONAL INC. EMC & Wireless Communications Laboratory, would like to declare that the tested sample has been evaluated in accordance with the procedures given in ANSI C63.10-2013 and shown compliance with the applicable technical standards.

The report must not be used by the client to claim product certification, approval, or endorsement by TAF or any agency of government.

The test results in this report apply exclusively to the tested model / sample. Without written approval of SPORTON INTERNATIONAL INC. EMC & Wireless Communications Laboratory, the test report shall not be reproduced except in full.

Approved by: Cliff Chang

SPORTON INTERNATIONAL INC. EMC & Wireless Communications Laboratory
No. 52, Huaya 1st Rd., Guishan Dist., Taoyuan City, Taiwan (R.O.C.)

Table of Contents

History of this test report **3**

Summary of Test Result **4**

1 General Description **5**

1.1 Information 5
1.2 Testing Applied Standards 10
1.3 Testing Location Information 10
1.4 Measurement Uncertainty 10

2 Test Configuration of EUT **11**

2.1 Test Channel Mode 11
2.2 The Worst Case Measurement Configuration 16
2.3 EUT Operation during Test 19
2.4 Accessories 19
2.5 Support Equipment 20
2.6 Test Setup Diagram 22

3 Transmitter Test Result **27**

3.1 AC Power-line Conducted Emissions 27
3.2 Emission Bandwidth 29
3.3 Maximum Conducted Output Power 30
3.4 Peak Power Spectral Density 32
3.5 Unwanted Emissions 35

4 Test Equipment and Calibration Data **40**

Appendix A. Test Results of AC Power-line Conducted Emissions

Appendix B. Test Results of Emission Bandwidth

Appendix C. Test Results of Maximum Conducted Output Power

Appendix D. Test Results of Peak Power Spectral Density

Appendix E. Test Results of Unwanted Emissions

Appendix F. Test Photos

Photographs of EUT v01

History of this test report

Report No.	Version	Description	Issued Date
TR8O1737-02AD	01	Initial issue of report	Apr. 02, 2019

Summary of Test Result

Report Clause	Ref Std. Clause	Test Items	Result (PASS/FAIL)	Remark
1.1.2	4.7.8	Antenna Requirement	PASS	-
3.1	2.3	AC Power-line Conducted Emissions	PASS	-
3.2	4.7.3	Emission Bandwidth	PASS	-
3.3	4.7.3	Maximum Conducted Output Power	PASS	-
3.4	4.7.3	Peak Power Spectral Density	PASS	-
3.5	4.7.4	Unwanted Emissions	PASS	-

Declaration of Conformity:

The test results with all measurement uncertainty excluded are presented in accordance with the regulation limits or requirements declared by manufacturers.

Comments and Explanations:

1. The test configuration, test mode and test software were written in this test report are declared by the manufacturer.
2. The declared of product specification for EUT presented in the report are provided by the manufacturer, and the manufacturer takes all the responsibilities for the accuracy of product specification.

Reviewed by: Cliff Chang

Report Producer: Wendy Pan

1 General Description

1.1 Information

1.1.1 RF General Information

Frequency Range (MHz)	IEEE Std. 802.11	Ch. Frequency (MHz)	Channel Number
5150-5250	a, n (HT20), ac (VHT20), ax (HEW20)	5180-5240	36-48 [4]
5725-5850		5745-5825	149-165 [5]
5150-5250	n (HT40), ac (VHT40), ax (HEW40)	5190-5230	38-46 [2]
5725-5850		5755-5795	151-159 [2]
5150-5250	ac (VHT80), ax (HEW80)	5210	42 [1]
5725-5850		5775	155 [1]

Band	Mode	BWch (MHz)	Nant
5.15-5.25GHz	802.11a	20	1TX, 2TX, 4TX
5.15-5.25GHz	802.11n HT20	20	1TX, 2TX, 4TX
5.15-5.25GHz	802.11n HT20-BF	20	2TX, 4TX
5.15-5.25GHz	802.11ac VHT20	20	1TX, 2TX, 4TX
5.15-5.25GHz	802.11ac VHT20-BF	20	2TX, 4TX
5.15-5.25GHz	802.11ax HEW20	20	1TX, 2TX, 4TX
5.15-5.25GHz	802.11ax HEW20-BF	20	2TX, 4TX
5.15-5.25GHz	802.11n HT40	40	1TX, 2TX, 4TX
5.15-5.25GHz	802.11n HT40-BF	40	2TX, 4TX
5.15-5.25GHz	802.11ac VHT40	40	1TX, 2TX, 4TX
5.15-5.25GHz	802.11ac VHT40-BF	40	2TX, 4TX
5.15-5.25GHz	802.11ax HEW40	40	1TX, 2TX, 4TX
5.15-5.25GHz	802.11ax HEW40-BF	40	2TX, 4TX
5.15-5.25GHz	802.11ac VHT80	80	1TX, 2TX, 4TX
5.15-5.25GHz	802.11ac VHT80-BF	80	2TX, 4TX
5.15-5.25GHz	802.11ax HEW80	80	1TX, 2TX, 4TX
5.15-5.25GHz	802.11ax HEW80-BF	80	2TX, 4TX

Band	Mode	BWch (MHz)	Nant
5.725-5.85GHz	802.11a	20	1TX, 2TX, 4TX
5.725-5.85GHz	802.11n HT20	20	1TX, 2TX, 4TX
5.725-5.85GHz	802.11n HT20-BF	20	2TX, 4TX
5.725-5.85GHz	802.11ac VHT20	20	1TX, 2TX, 4TX
5.725-5.85GHz	802.11ac VHT20-BF	20	2TX, 4TX
5.725-5.85GHz	802.11ax HEW20	20	1TX, 2TX, 4TX
5.725-5.85GHz	802.11ax HEW20-BF	20	2TX, 4TX
5.725-5.85GHz	802.11n HT40	40	1TX, 2TX, 4TX
5.725-5.85GHz	802.11n HT40-BF	40	2TX, 4TX
5.725-5.85GHz	802.11ac VHT40	40	1TX, 2TX, 4TX
5.725-5.85GHz	802.11ac VHT40-BF	40	2TX, 4TX
5.725-5.85GHz	802.11ax HEW40	40	1TX, 2TX, 4TX
5.725-5.85GHz	802.11ax HEW40-BF	40	2TX, 4TX
5.725-5.85GHz	802.11ac VHT80	80	1TX, 2TX, 4TX
5.725-5.85GHz	802.11ac VHT80-BF	80	2TX, 4TX
5.725-5.85GHz	802.11ax HEW80	80	1TX, 2TX, 4TX
5.725-5.85GHz	802.11ax HEW80-BF	80	2TX, 4TX

Note:
- 11a, HT20 and HT40 use a combination of OFDM-BPSK, QPSK, 16QAM, 64QAM modulation.
- VHT20, VHT40, VHT80 use a combination of OFDM-BPSK, QPSK, 16QAM, 64QAM, 256QAMmodulation.
- HEW20, HEW40, HEW80 use a combination of OFDMA-BPSK, QPSK, 16QAM, 64QAM, 256QAM, 1024QAM modulation.
- BWch is the nominal channel bandwidth.
- Nss-Min is the minimum number of spatial streams.
- Nant is the number of outputs. e.g., 2(2,3) means have 2 outputs for port 2 and port 3. 2 means have 2 outputs for port 1 and port 2.

1.1.2 Antenna Information

Ant.	Port	Brand	Model Name	Antenna Type	Connector	Antenna Gain (dBi)		
						WLAN 2.4GHz	WLAN 5GHz	Bluetooth and Thread
1	1	WNC	Starlord 505	PIFA Antenna	I-PEX	3.86	-	-
2	2	WNC	Starlord 505	PIFA Antenna	I-PEX	3.97	-	-
3	3	WNC	Starlord 505	PIFA Antenna	I-PEX	3.89	-	-
4	4	WNC	Starlord 505	PIFA Antenna	I-PEX	3.96	-	-
5	1	WNC	Starlord 505	PIFA Antenna	I-PEX	-	5.29	-
6	2	WNC	Starlord 505	PIFA Antenna	I-PEX	-	4.91	-
7	3	WNC	Starlord 505	PIFA Antenna	I-PEX	-	4.87	-
8	4	WNC	Starlord 505	PIFA Antenna	I-PEX	-	4.73	-
9	1	WNC	Starlord 505	PIFA Antenna	I-PEX	-	-	4.69

Note: 1.The above information was declared by manufacturer.

2.The EUT has nine antennas.

For 2.4GHz function:

For IEEE 802.11b/g/n/ax mode (1TX, 2TX, 4TX/4RX):

For 1TX

Only Port 1 can be use as transmitting antenna.

For 2TX

Only Port 1 and Port 2 can be use as transmitting antenna.

Port 1 and Port 2 could transmit simultaneously.

For 4TX

Port 1, Port 2, Port 3 and Port 4 can be use as transmitting antenna.

Port 1, Port 2, Port 3 and Port 4 could transmit simultaneously.

For 4RX

Port 1, Port 2, Port 3 and Port 4 can be used as receiving antennas.

Port 1, Port 2, Port 3 and Port 4 could receive simultaneously.

For 5GHz function:

For IEEE 802.11a/n/ac/ax mode (1TX, 2TX, 4TX/4RX):

For 1TX

Only Port 1 can be use as transmitting antenna.

For 2TX

Only Port 1 and Port 2 can be use as transmitting antenna.

Port 1 and Port 2 could transmit simultaneously.

For 4TX

Port 1, Port 2, Port 3 and Port 4 can be use as transmitting antenna.

Port 1, Port 2, Port 3 and Port 4 could transmit simultaneously.

For 4RX

Port 1, Port 2, Port 3 and Port 4 can be used as receiving antennas.

Port 1, Port 2, Port 3 and Port 4 could receive simultaneously.

For Bluetooth and Thread mode (1TX/1RX):

Only Port 1 can be use as transmitting/receiving antenna.

1.1.3 Mode Test Duty Cycle

For 1T1S Mode:

Mode	DC	DCF(dB)	T(s)	VBW(Hz) ≥ 1/T
802.11a	0.947	0.237	2.064m	1k
802.11ax HEW20	0.984	0.07	n/a (DC>=0.98)	n/a (DC>=0.98)
802.11ax HEW40	0.971	0.128	911.25u	3k
802.11ax HEW80	0.948	0.232	474.375u	3k

For 2T2S Mode:

Mode	DC	DCF(dB)	T(s)	VBW(Hz) ≥ 1/T
802.11ax HEW20	0.97	0.132	926.25u	3k
802.11ax HEW40	0.932	0.306	423.75u	3k
802.11ax HEW80	0.892	0.496	241.25u	10k

For 4T1S Mode:

Mode	DC	DCF(dB)	T(s)	VBW(Hz) ≥ 1/T
802.11a	0.947	0.237	2.064m	1k
802.11ax HEW20	0.984	0.07	n/a (DC>=0.98)	n/a (DC>=0.98)
802.11ax HEW40	0.971	0.128	911.25u	3k
802.11ax HEW80	0.948	0.232	474.375u	3k
802.11ax HEW20-BF	0.853	0.691	1.5m	1k
802.11ax HEW40-BF	0.888	0.516	2.345m	1k
802.11ax HEW80-BF	0.925	0.339	3.835m	300

For 4T4S Mode:

Mode	DC	DCF(dB)	T(s)	VBW(Hz) ≥ 1/T
802.11ax HEW20	0.935	0.292	437.5u	3k
802.11ax HEW40	0.923	0.348	330u	10k
802.11ax HEW80	0.89	0.506	221.25u	10k

Note:
- DC is Duty Cycle.
- DCF is Duty Cycle Factor.

1.1.4 EUT Operational Condition

EUT Power Type	From Power Adapter or PoE			
Beamforming Function	☒	With beamforming	☐	Without beamforming
	For 802.11ax in 2.4GHz and 802.11n/ac/ax in 5GHz.			
Function	☐	Outdoor P2M	☒	Indoor P2M
	☐	Fixed P2P	☐	Client
Test Software Version	Mtool_Rel_3_0_0_6			

Note: The above information was declared by manufacturer.

1.2 Testing Applied Standards

According to the specifications of the manufacturer, the EUT must comply with the requirements of the following standards:

- LP0002 Section 4.7 (2018-01-10)
- ANSI C63.10-2013
- FCC KDB 789033 D02 v02r01
- FCC KDB 662911 D01 v02r01
- FCC KDB 412172 D01 v01r01

1.3 Testing Location Information

Testing Location							
☐	HWA YA	ADD	:	No. 52, Huaya 1st Rd., Guishan Dist., Taoyuan City, Taiwan (R.O.C.)			
		TEL	:	886-3-327-3456	FAX	:	886-3-327-0973
☒	JHUBEI	ADD	:	No.8, Lane 724, Bo-ai St., Jhubei City, HsinChu County 302, Taiwan, R.O.C.			
		TEL	:	886-3-656-9065	FAX	:	886-3-656-9085

Test Condition	Test Site No.	Test Engineer	Test Environment	Test Date
RF Conducted	TH01-CB	Welson Chen, Lucke Hsieh	23°C / 61%	Oct. 29, 2018 ~ Nov. 26, 2018
Radiated Unintentional (Below and Above1GHz)	03CH01-CB	RJ Huang	22°C / 54%	Nov. 13, 2018 ~ Nov. 19, 2018
Radiated Intentional (Below 1GHz)	03CH01-CB	Justin Lin	22°C / 54%	Jan. 11, 2019
Radiated Intentional (Above 1GHz)	03CH01-CB	RJ Huang	22°C / 54%	Oct. 25, 2018 ~ Nov. 24, 2018
AC Conduction	CO01-CB	Tony Chang	23°C / 58%	Nov. 22, 2018

Test site Designation No. TW0006 with FCC
Test site registered number IC 4086D with Industry Canada.

1.4 Measurement Uncertainty

ISO/IEC 17025 requires that an estimate of the measurement uncertainties associated with the emissions test results be included in the report. The measurement uncertainties given below are based on a 95% confidence level (based on a coverage factor (k=2)

Test Items	Uncertainty	Remark
Conducted Emission (150kHz ~ 30MHz)	2.0 dB	Confidence levels of 95%
Radiated Emission (30MHz ~ 1,000MHz)	3.6 dB	Confidence levels of 95%
Radiated Emission (1GHz ~ 18GHz)	3.7 dB	Confidence levels of 95%
Radiated Emission (18GHz ~ 40GHz)	3.5 dB	Confidence levels of 95%
Conducted Emission	1.7 dB	Confidence levels of 95%
Output Power Measurement	1.33 dB	Confidence levels of 95%
Power Density Measurement	1.27 dB	Confidence levels of 95%
Bandwidth Measurement	9.74×10^{-8}	Confidence levels of 95%

2 Test Configuration of EUT

2.1 Test Channel Mode

For 1T1S Mode:
For Conducted measurement and Band Edge Emission test:

Mode	PowerSetting	PowerSetting (dBm)
802.11a_Nss1,(6Mbps)_1TX	-	-
5180MHz	80	20
5200MHz	99	24.75
5240MHz	97	24.25
5745MHz	93	23.25
5785MHz	93	23.25
5825MHz	94	23.5
802.11ax HEW20_Nss1,(MCS0)_1TX	-	-
5180MHz	74	18.5
5200MHz	95	23.75
5240MHz	96	24
5745MHz	94	23.5
5785MHz	97	24.25
5825MHz	91	22.75
802.11ax HEW40_Nss1,(MCS0)_1TX	-	-
5190MHz	69	17.25
5230MHz	86	21.5
5755MHz	91	22.75
5795MHz	103	25.75
802.11ax HEW80_Nss1,(MCS0)_1TX	-	-
5210MHz	72	18
5775MHz	77	19.25

For 2T2S Mode:
For Conducted measurement and Band Edge Emission test:

Mode	PowerSetting	PowerSetting (dBm)
802.11ax HEW20_Nss2,(MCS0)_2TX	-	-
5180MHz	72	18
5200MHz	90	22.5
5240MHz	97	24.25
5745MHz	94	23.5
5785MHz	97	24.25
5825MHz	91	22.75
802.11ax HEW40_Nss2,(MCS0)_2TX	-	-
5190MHz	63	15.75
5230MHz	84	21
5755MHz	90	22.5
5795MHz	96	24
802.11ax HEW80_Nss2,(MCS0)_2TX	-	-
5210MHz	61	15.25
5775MHz	74	18.5

For 4T1S Mode:
For Radiated Emission:

Mode	PowerSetting
802.11a_Nss1,(6Mbps)_4TX	-
5180MHz	110
5200MHz	110
5240MHz	110
5745MHz	93
5785MHz	93
5825MHz	94
802.11ax HEW20_Nss1,(MCS0)_4TX	-
5180MHz	98
5200MHz	95
5240MHz	105
5745MHz	94
5785MHz	97
5825MHz	91
802.11ax HEW40_Nss1,(MCS0)_4TX	-
5190MHz	99
5230MHz	110
5755MHz	101
5795MHz	105
802.11ax HEW80_Nss1,(MCS0)_4TX	-
5210MHz	110
5775MHz	100

For Conducted measurement and Band Edge Emission test:

Mode	PowerSetting	PowerSetting (dBm)
802.11a_Nss1,(6Mbps)_4TX	-	-
5180MHz	72	18
5200MHz	73	18.25
5240MHz	73	18.25
5745MHz	93	23.25
5785MHz	93	23.25
5825MHz	94	23.5
802.11ax HEW20_Nss1,(MCS0)_4TX	-	-
5180MHz	65	16.25
5200MHz	79	19.75
5240MHz	79	19.75
5745MHz	94	23.5
5785MHz	96	24
5825MHz	91	22.75
802.11ax HEW40_Nss1,(MCS0)_4TX	-	-
5190MHz	57	14.25
5230MHz	77	19.25
5755MHz	81	20.25
5795MHz	90	22.5
802.11ax HEW80_Nss1,(MCS0)_4TX	-	-
5210MHz	51	12.75
5775MHz	68	17
802.11ax HEW20-BF_Nss1,(MCS0)_4TX	-	-
5180MHz	70	17.5
5200MHz	74	18.5
5240MHz	74	18.5
5745MHz	72	18
5785MHz	73	18.25
5825MHz	73	18.25
802.11ax HEW40-BF_Nss1,(MCS0)_4TX	-	-
5190MHz	57	14.25
5230MHz	74	18.5
5755MHz	72	18
5795MHz	73	18.25
802.11ax HEW80-BF_Nss1,(MCS0)_4TX	-	-
5210MHz	65	16.25
5775MHz	69	17.25

For 4T4S Mode:
For Conducted measurement and Band Edge Emission test:

Mode	PowerSetting	PowerSetting (dBm)
802.11ax HEW20_Nss4,(MCS0)_4TX	-	-
5180MHz	68	17
5200MHz	87	21.75
5240MHz	94	23.5
5745MHz	94	23.5
5785MHz	96	24
5825MHz	91	22.75
802.11ax HEW40_Nss4,(MCS0)_4TX	-	-
5190MHz	59	14.75
5230MHz	78	19.5
5755MHz	83	20.75
5795MHz	94	23.5
802.11ax HEW80_Nss4,(MCS0)_4TX	-	-
5210MHz	56	14
5775MHz	72	18

2.2 The Worst Case Measurement Configuration

The Worst Case Mode for Following Conformance Tests	
Tests Item	AC power-line conducted emissions
Condition	AC power-line conducted measurement for line and neutral
Operating Mode	Unintentional - Normal Link
1	EUT (WLAN + Bluetooth) with Adapter
2	EUT (WLAN + Thread) with Adapter
Mode 2 has been evaluated to be the worst case between Mode 1~2, thus measurement for Mode 3 will follow this same test mode.	
3	EUT (WLAN + Thread) with PoE
For operating mode 2 is the worst case and it was record in this test report.	

The Worst Case Mode for Following Conformance Tests	
Tests Item	Emission Bandwidth Maximum Conducted Output Power Peak Power Spectral Density
Test Condition	Conducted measurement at transmit chains
Test Mode	Refer to note 1

The Worst Case Mode for Following Conformance Tests	
Tests Item	Unwanted Emissions
Test Condition	Radiated measurement If EUT consist of multiple antenna assembly (multiple antenna are used in EUT regardless of spatial multiplexing MIMO configuration), the radiated test should be performed with highest antenna gain of each antenna type.
Operating Mode < 1GHz	Unintentional - Normal Link
1	EUT in Z axis (WLAN + Bluetooth) with Adapter
2	EUT in Y axis (WLAN + Bluetooth) with Adapter
Mode 1 has been evaluated to be the worst case between Mode 1~2, thus measurement for Mode 3 will follow this same test mode.	
3	EUT in Z axis (WLAN + Bluetooth) with PoE
Mode 3 has been evaluated to be the worst case among Mode 1~3, thus measurement for Mode 4 will follow this same test mode.	
4	EUT in Z axis (WLAN + Thread) with PoE
For operating mode 3 is the worst case and it was record in this test report.	
Operating Mode < 1GHz	Intentional - CTX
For Radiated Emission: **For Bluetooth and Thread:** The EUT was performed at Y axis and Z axis position for Unwanted Emissions Intentional above 1GHz test, and the worst case was found at Y axis. So the measurement will follow this same test configuration. **For WLAN 2.4G and 5GHz:** 1T1S Mode: The EUT was performed at Y axis and Z axis position for Unwanted Emissions Intentional above 1GHz test, and the worst case was found at Y axis. So the measurement will follow this same test configuration. 2T2S, 4T1S, 4T4S Mode: The EUT was performed at Y axis and Z axis position for Unwanted Emissions Intentional above 1GHz test, and the worst case was found at Z axis. So the measurement will follow this same test configuration.	
1	EUT in Y axis (WLAN 2.4GHz / 1T1S) with Adapter
2	EUT in Z axis (WLAN 2.4GHz / 2T2S) with Adapter
3	EUT in Z axis (WLAN 2.4GHz / 4T1S) with Adapter
4	EUT in Z axis (WLAN 2.4GHz / 4T4S) with Adapter
5	EUT in Y axis (Bluetooth / 1T1S) with Adapter
6	EUT in Y axis (Thread / 1T1S) with Adapter
7	EUT in Y axis (WLAN 5GHz / 1T1S) with Adapter
8	EUT in Z axis (WLAN 5GHz / 2T2S) with Adapter
9	EUT in Z axis (WLAN 5GHz / 4T1S) with Adapter
10	EUT in Z axis (WLAN 5GHz / 4T4S) with Adapter
11	EUT in Y axis (WLAN 2.4GHz / 1T1S) with PoE
12	EUT in Z axis (WLAN 2.4GHz / 2T2S) with PoE

13	EUT in Z axis (WLAN 2.4GHz / 4T1S) with PoE
14	EUT in Z axis (WLAN 2.4GHz / 4T4S) with PoE
15	EUT in Y axis (Bluetooth / 1T1S) with PoE
16	EUT in Y axis (Thread / 1T1S) with PoE
17	EUT in Y axis (WLAN 5GHz / 1T1S) with PoE
18	EUT in Z axis (WLAN 5GHz / 2T2S) with PoE
19	EUT in Z axis (WLAN 5GHz / 4T1S) with PoE
20	EUT in Z axis (WLAN 5GHz / 4T4S) with PoE
For operating mode 8 is the worst case and it was record in this test report.	
Operating Mode > 1GHz 1GHz~5th Harmonic	Unintentional - Normal Link
Mode 3 generated the worst test result for Unwanted Emissions Unintentional below 1GHz test, thus the measurement for Unwanted Emissions Unintentional 1GHz~5th Harmonic test will follow this same test configuration.	
1	EUT in Z axis (WLAN + Bluetooth) with PoE
Operating Mode > 1GHz	Intentional - CTX
For Radiated Emission 4T1S Mode: The EUT was performed at Y axis and Z axis and the worst case was found at Z axis. So the measurement will follow this same test configuration. **For Band Edge Emission** 1T1S Mode: The EUT was performed at Y axis and Z axis position and the worst case was found at Y axis. So the measurement will follow this same test configuration. 2T2S, 4T1S, 4T4S Mode: The EUT was performed at Y axis and Z axis and the worst case was found at Z axis. So the measurement will follow this same test configuration.	
Test Mode	Refer to note 1

Note:

1. Test Mode:

Test Mode									
Test Item	**802.11a**		**802.11ax HEW20/40/80**						
	1T1S	**4T1S**	**CDD 1T1S**	**SDM 2T2S**	**CDD 4T1S**	**SDM 4T4S**	**TxBF 2T2S**	**TxBF 4T1S**	**TxBF 4T4S**
Maximum Conducted Output Power	V	V	V	V	V	V	-	V	-
Emission Bandwidth	V	V	V	V	V	V	-	V	-
Peak Power Spectral Density	V	V	V	V	V	V	-	V	-
Radiated Emission	Cover by CDD 4T1S Max setting	V	Cover by CDD 4T1S Max setting	Cover by CDD 4T1S Max setting	Max setting	Cover by CDD 4T1S Max setting	-	Cover by CDD 4T1S Max setting	-
Band Edge Emission	V	V	V	V	V	V	-	V	-

2. 802.11ax modulation and bandwidth are similar for 802.11n mode for 20MHz / 40MHz and 802.11ac mode

for 20/40/80MHz, therefore investigated worst case to representative mode in test report.
3. The PoE is for measurement only, would not be marketed.
PoE information as below:

Power	Brand	Model
PoE	Microsemi	PD-9001GR/AT/AC

2.3 EUT Operation during Test

For CTX Mode:

non-beamforming mode:

The EUT was programmed to be in continuously transmitting mode.

beamforming mode:

For Conducted Mode:

The EUT was programmed to be in continuously transmitting mode.

For Radiated Mode:

During the test, the following programs under WIN 7 were executed.
The program was executed as follows:

1. During the test, the EUT operation to normal function.
2. Executed command fixed test channel under Telnet and LanTest.
3. Executed " Telnet and LanTest " to link with the remote workstation to transmit and receive packet by WLAN AP and transmit duty cycle no less than 98%.

For Normal Link:

During the test, the EUT operation to normal function.

2.4 Accessories

Accessories				
No.	**Equipment Name**	**Brand Name**	**Model Name**	**Rating**
1	Adapter	POWERTRON	PA1045-120HIB300	Input: 100-240Vac ~ 50-60Hz, 1.0A Output: 12Vdc, 3.0A, 36W Max
Others				
Plug*6 (US*1, EU*1, UK*1, AU*1, China*1, BZ*1) Bracket*1				

2.5 Support Equipment

For Test Site No: CO01-CB

Support Equipment				
No.	**Equipment**	**Brand Name**	**Model Name**	**FCC ID**
A	Flash disk3.0	Transcend	JetFlash-700	N/A
B	GE1 PC	DELL	T3400	N/A
C	GE2 Notebook	DELL	E6430	N/A
D	2.4G Notebook	DELL	E6430	N/A
E	5G Notebook	DELL	E6430	N/A
F	Device	Extreme Networks	AP-510i	QXO-AP510I
G	Device Notebook	DELL	E6430	N/A

For Test Site No: 03CH01-CB / Unintentional - Normal Link (below 1GHz & above 1GHz)

Support Equipment				
No.	**Equipment**	**Brand Name**	**Model Name**	**FCC ID**
A	PC	DELL	OPTIPLEX 3010	N/A
B	Notebook	DELL	E4300	N/A
C	Notebook	DELL	E4300	N/A
D	Notebook	DELL	E4300	N/A
E	RX Device	Extreme Networks	AP-510i	QXO-AP510I
F	Notebook	DELL	E4300	N/A
G	Flash disk3.0	Transcend	JetFlash-700	N/A
H	PoE	Microsemi	PD-9001GR/AT/AC	N/A

For Test Site No: 03CH01-CB / Intentional - CTX (below 1GHz)

Support Equipment				
No.	**Equipment**	**Brand Name**	**Model Name**	**FCC ID**
A	Notebook	DELL	E4300	N/A
B	Flash disk3.0	Transcend	JetFlash-700	N/A

For Test Site No: TH01-CB and 03CH01-CB / Intentional - CTX (above 1GHz)
For Non-Beamforming Mode

Support Equipment				
No.	**Equipment**	**Brand Name**	**Model Name**	**FCC ID**
A	Notebook	DELL	E4300	N/A

For Test Site No: 03CH01-CB / Intentional - CTX (above 1GHz)
For Beamforming Mode

Support Equipment				
No.	**Equipment**	**Brand Name**	**Model Name**	**FCC ID**
A	Notebook	DELL	E4300	N/A
C	WLAN Module	BROADCOM	BCM 943684MCH5	N/A
D	Notebook	DELL	E4300	N/A

2.6 Test Setup Diagram

Test Setup Diagram – AC Line Conducted Emission Test

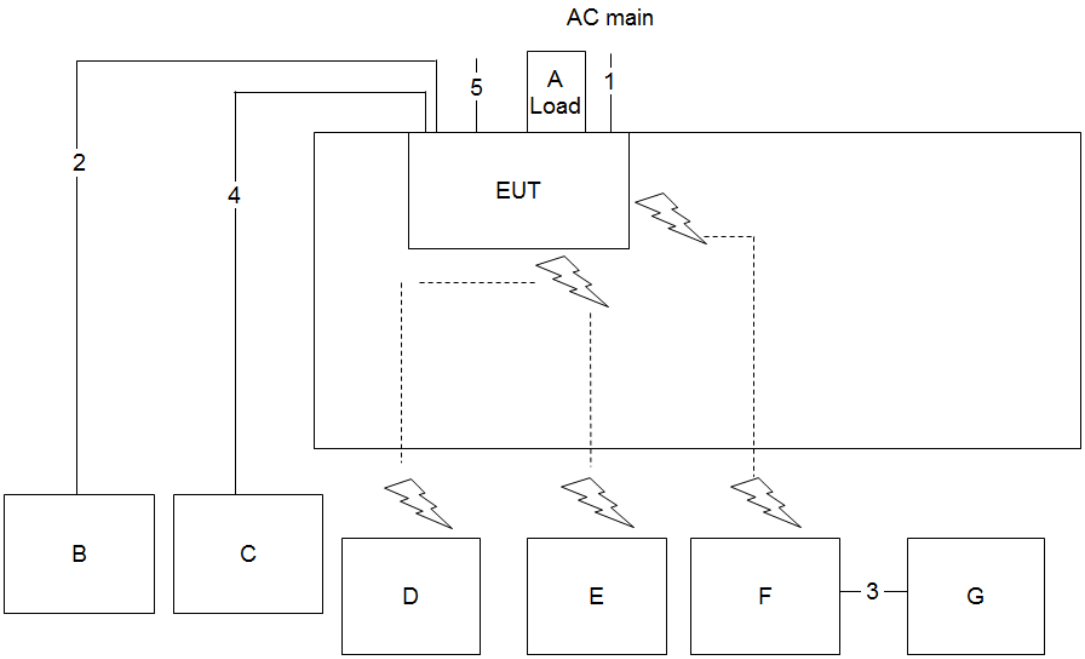

Item	Connection	Shielded	Length
1	Power cable	No	1.5m
2	RJ-45 cable	No	10m
3	RJ-45 cable	No	3m
4	RJ-45 cable	No	10m
5	Console cable	No	1.8m

Test Setup Diagram - Radiated Test / Unintentional - Normal Link (below 1GHz & above 1GHz)

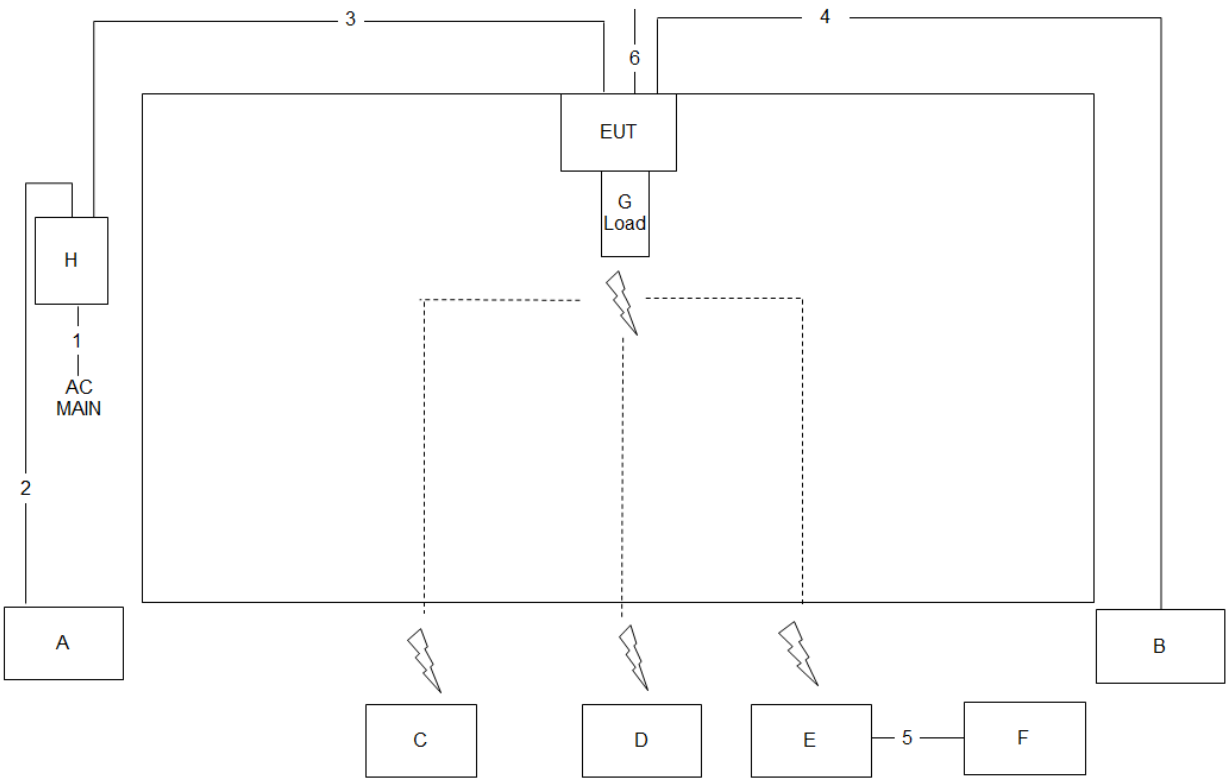

Item	Connection	Shielded	Length
1	Power cable	No	1.5m
2	RJ-45 cable	No	1.5m
3	RJ-45 cable	No	10m
4	RJ-45 cable	No	10m
5	RJ-45 cable	No	1.5m
6	Console cable	No	1.5m

Test Setup Diagram - Radiated Test / Intentional - CTX (below 1GHz)

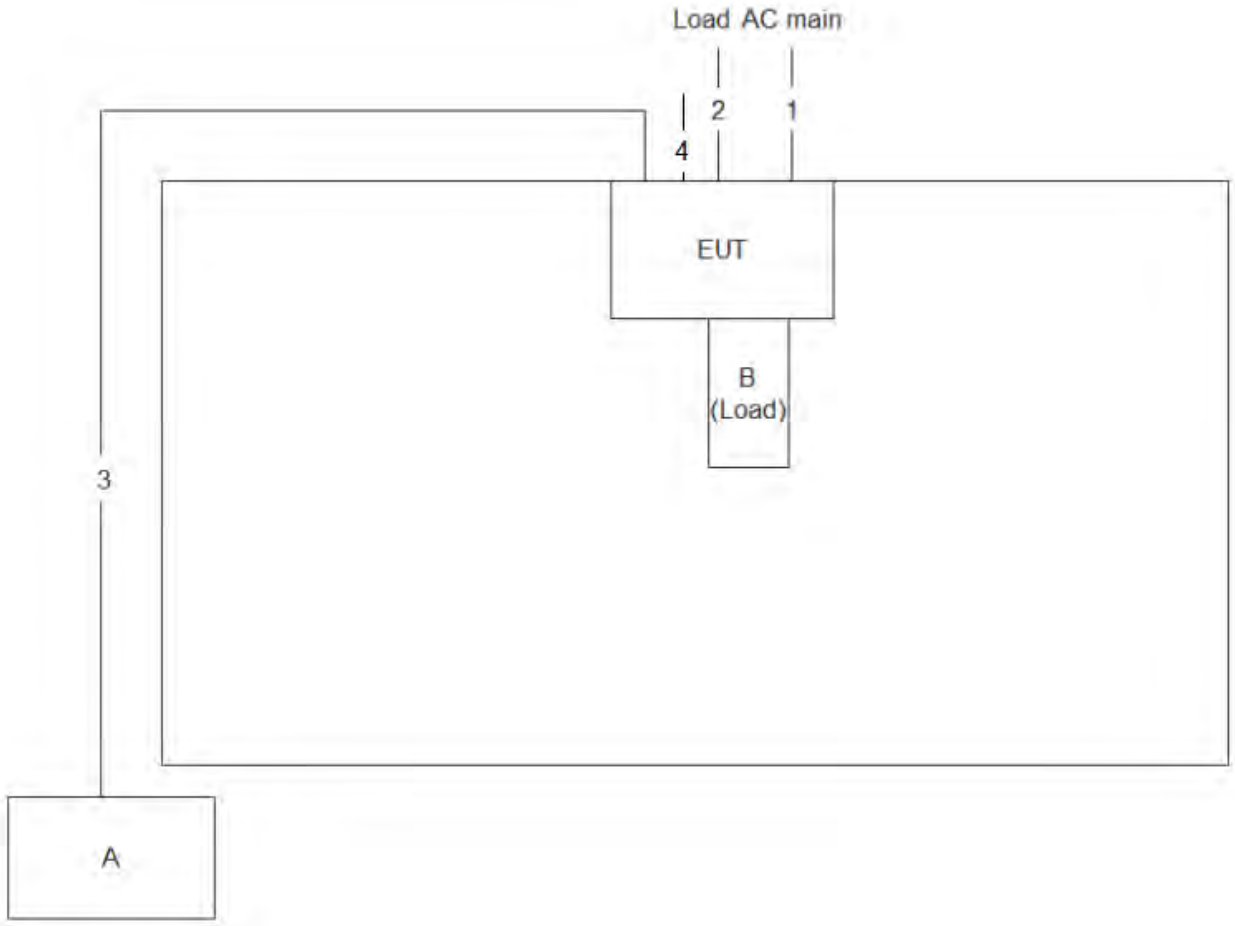

Item	Connection	Shielded	Length
1	Power cable	No	1.5m
2	RJ-45 cable	No	1.5m
3	RJ-45 cable	No	10m
4	Console cable	No	1.5m

Test Setup Diagram - Radiated Test / Intentional - CTX (above 1GHz), Non-Beamforming Mode

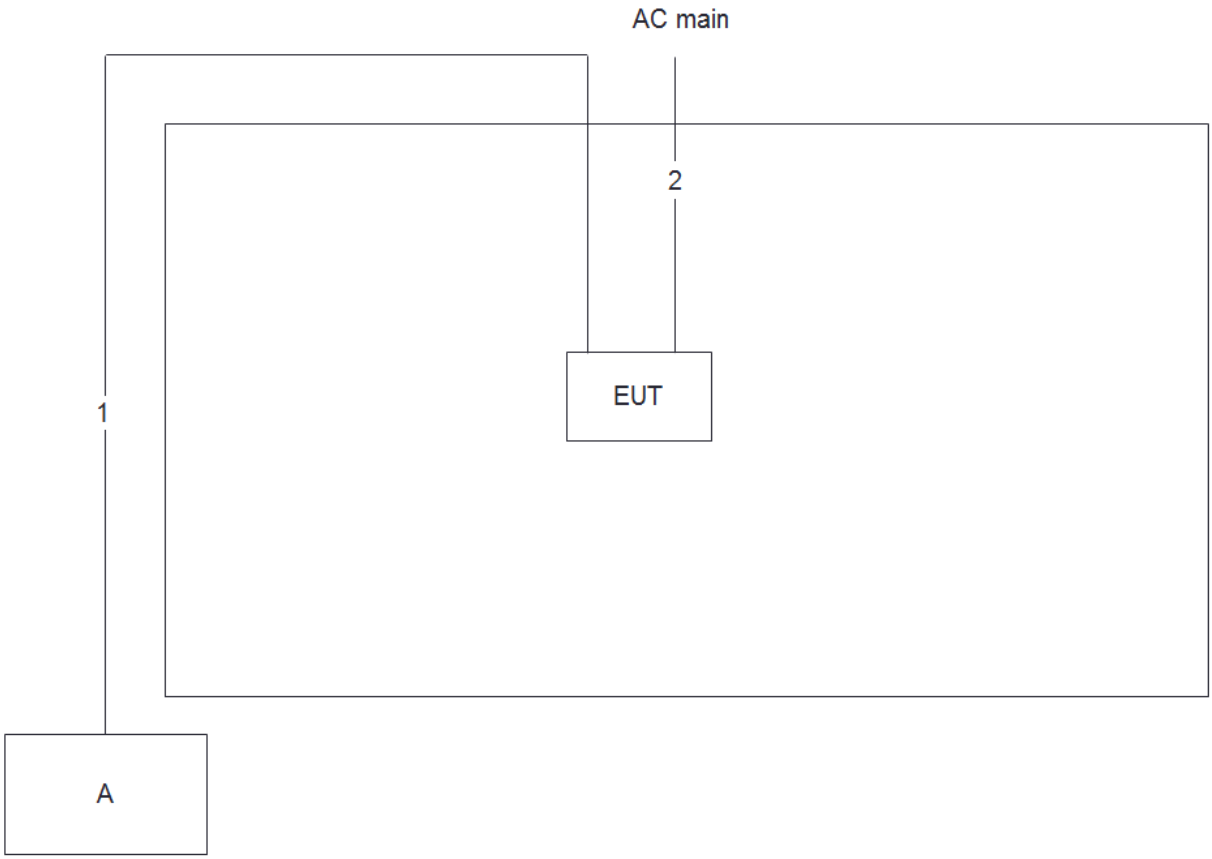

Item	Connection	Shielded	Length
1	RJ-45 cable	No	10m
2	Power cable	No	1.5m

Test Setup Diagram - Radiated Test / Intentional - CTX (above 1GHz), Beamforming Mode

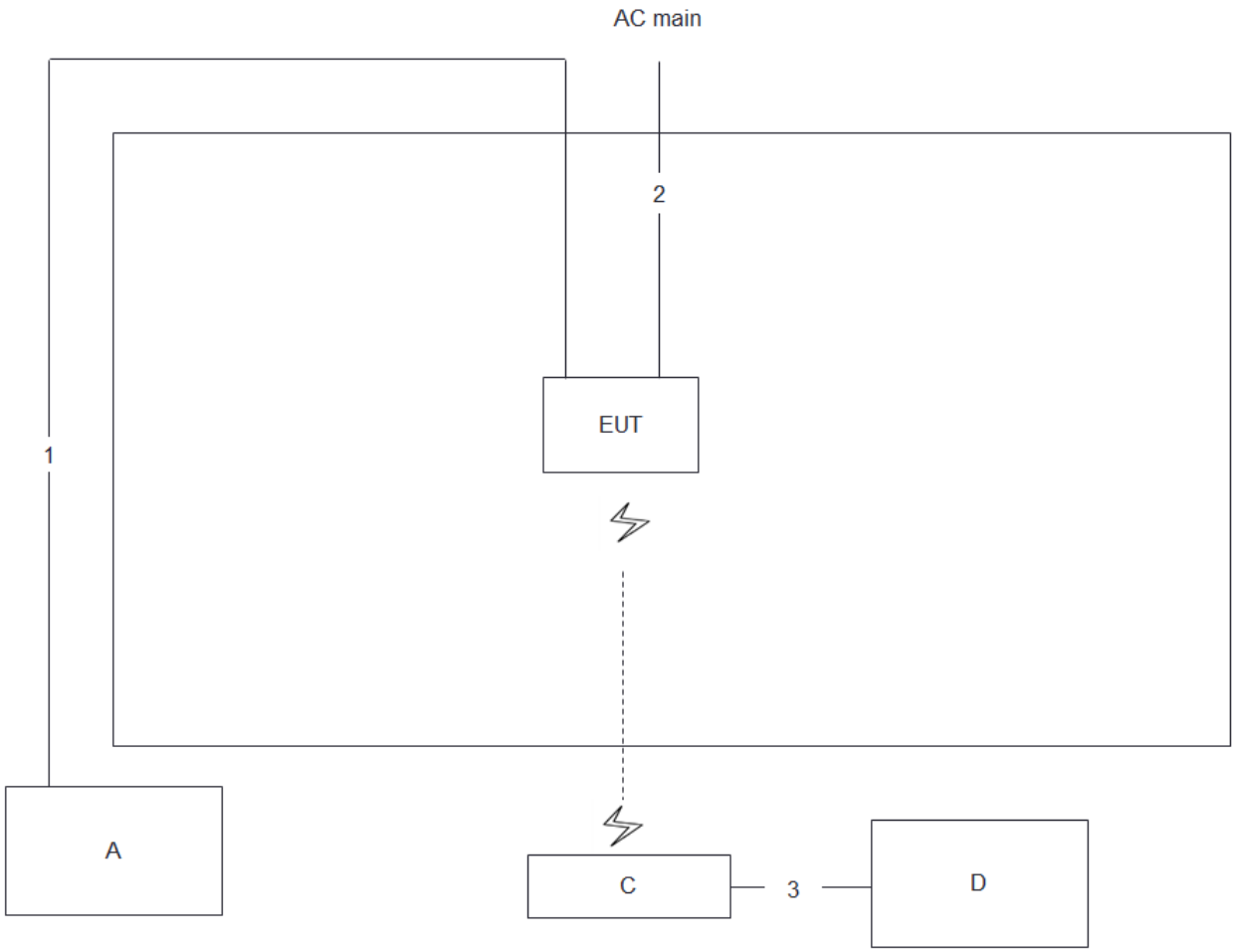

Item	Connection	Shielded	Length
1	RJ-45 cable	No	10m
2	Power cable	No	1.5m
3	RJ-45 cable	No	1.5m

3 Transmitter Test Result

3.1 AC Power-line Conducted Emissions

3.1.1 AC Power-line Conducted Emissions Limit

AC Power-line Conducted Emissions Limit		
Frequency Emission (MHz)	**Quasi-Peak**	**Average**
0.15-0.5	66 - 56 *	56 - 46 *
0.5-5	56	46
5-30	60	50
Note 1: * Decreases with the logarithm of the frequency.		

3.1.2 Measuring Instruments

Refer a test equipment and calibration data table in this test report.

3.1.3 Test Procedures

Test Method
☒ Refer as ANSI C63.10-2013, clause 6.2 for AC power-line conducted emissions.

3.1.4 Test Setup

AC Power-line Conducted Emissions

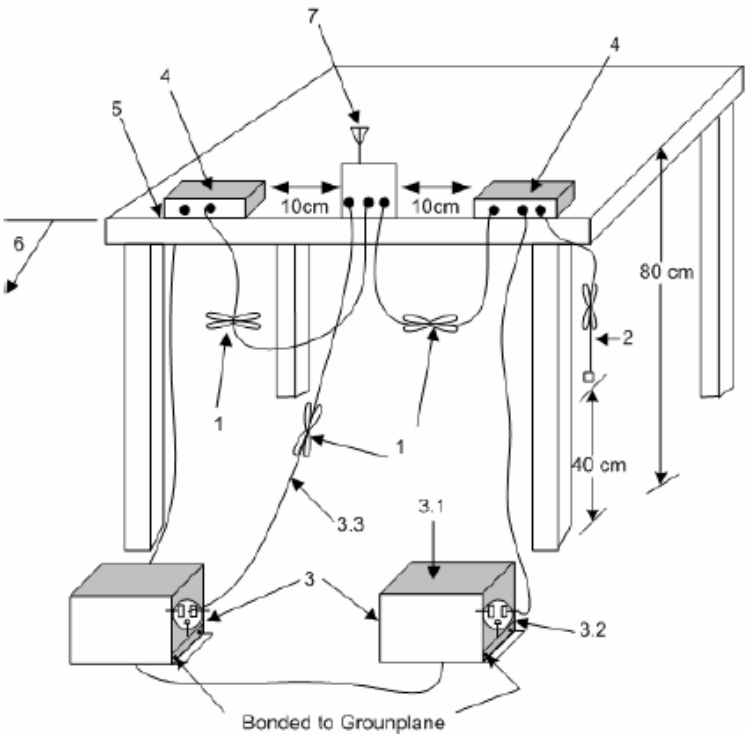

1—Interconnecting cables that hang closer than 40 cm to the ground plane shall be folded back and forth in the center forming a bundle 30 cm to 40 cm long.
2—The I/O cables that are not connected to an accessory shall be bundled in the center. The end of the cable may be terminated, if required, using the correct terminating impedance. The overall length shall not exceed 1 m.
3—EUT connected to one LISN. Unused LISN measuring port connectors shall be terminated in 50 Ω loads. LISN may be placed on top of, or immediately beneath, reference ground plane.
3.1—All other equipment powered from additional LISN(s).
3.2—A multiple-outlet strip may be used for multiple power cords of non-EUT equipment.
3.3—LISN at least 80 cm from nearest part of EUT chassis.
4—Non-EUT components of EUT system being tested.
5—Rear of EUT, including peripherals, shall all be aligned and flush with edge of tabletop.
6—Edge of tabletop shall be 40 cm removed from a vertical conducting plane that is bonded to the ground plane.
7—Antenna can be integral or detachable. If detachable, then the antenna shall be attached for this test.

3.1.5 Test Result of AC Power-line Conducted Emissions

Refer as Appendix A

3.2 Emission Bandwidth

3.2.1 Emission Bandwidth Limit

Emission Bandwidth Limit	
UNII Devices	
☒	For the 5.15-5.25 GHz band, N/A
☐	For the 5.25-5.35 GHz band, the maximum conducted output power shall not exceed the lesser of 250 mW or 11 dBm + 10 log B, where B is the 26 dB emission bandwidth in MHz.
☐	For the 5.47-5.725 GHz band, the maximum conducted output power shall not exceed the lesser of 250 mW or 11 dBm + 10 log B, where B is the 26 dB emission bandwidth in MHz.
☒	For the 5.725-5.85 GHz band, 6 dB emission bandwidth ≥ 500kHz.
LE-LAN Devices	
☐	For the band 5.15-5.25 GHz, the maximum e.i.r.p. shall not exceed 200 mW or 10 + 10 log B, dBm, whichever power is less. B is the 99% emission bandwidth in MHz.
☐	For the 5.25-5.35 GHz band, the maximum e.i.r.p. shall not exceed 1.0 W or 17 + 10 log B, dBm, whichever power is less. B is the 99% emission bandwidth in MHz
☐	For the 5.47-5.6 GHz band and 5.65-5.725 GHz band, the maximum e.i.r.p. shall not exceed 1.0 W or 17 + 10 log B, dBm, whichever power is less. B is the 99% emission bandwidth in MHz
☐	For the 5.725-5.85 GHz band, 6 dB emission bandwidth ≥ 500kHz.

3.2.2 Measuring Instruments

Refer a test equipment and calibration data table in this test report.

3.2.3 Test Procedures

Test Method		
▪	For the emission bandwidth shall be measured using one of the options below:	
	☒	Refer as FCC KDB 789033, clause C for EBW and clause D for OBW measurement.
	☐	Refer as ANSI C63.10, clause 6.9.1 for occupied bandwidth testing.
	☐	Refer as IC RSS-Gen, clause 4.6 for bandwidth testing.

3.2.4 Test Setup

Emission Bandwidth

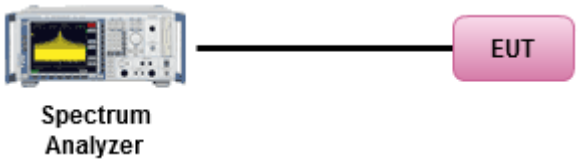

3.2.5 Test Result of Emission Bandwidth

Refer as Appendix B

3.3 Maximum Conducted Output Power

3.3.1 Maximum Conducted Output Power Limit

Maximum Conducted Output Power Limit	
UNII Devices	
☒	For the 5.15-5.25 GHz band:
	▪ Outdoor AP: the maximum conducted output power (P_{Out}) shall not exceed the lesser of 1 W. If G_{TX} > 6 dBi, then P_{Out} = 30 – (G_{TX} – 6). e.i.r.p. at any elevation angle above 30 degrees ≤ 125mW [21dBm]
	▪ Indoor AP: the maximum conducted output power (P_{Out}) shall not exceed the lesser of 1 W. If G_{TX} > 6 dBi, then P_{Out} = 30 – (G_{TX} – 6)
	▪ Point-to-point AP: the maximum conducted output power (P_{Out}) shall not exceed the lesser of 1 W If G_{TX} > 23 dBi, then P_{Out} = 30 – (G_{TX} – 23).
	▪ Mobile or Portable Client: the maximum conducted output power (P_{Out}) shall not exceed the lesser of 250 mW. If G_{TX} > 6 dBi, then P_{Out} = 24 – (G_{TX} – 6).
☐	For the 5.25-5.35 GHz band, the maximum conducted output power (P_{Out}) shall not exceed the lesser of 250 mW or 11 dBm + 10 log B, where B is the 26 dB emission bandwidth in MHz. If G_{TX} > 6 dBi, then P_{Out} = 24 – (G_{TX} – 6).
☐	For the 5.47-5.725 GHz band, the maximum conducted output power (P_{Out}) shall not exceed the lesser of 250 mW or 11 dBm + 10 log B, where B is the 26 dB emission bandwidth in MHz. If G_{TX} > 6 dBi, then P_{Out} = 24 – (G_{TX} – 6).
☒	For the 5.725-5.85 GHz band:
	▪ Point-to-multipoint systems (P2M): the maximum conducted output power (P_{Out}) shall not exceed the lesser of 1 W. If G_{TX} > 6 dBi, then P_{Out} = 30 – (G_{TX} – 6).
	▪ Point-to-point systems (P2P): the maximum conducted output power (P_{Out}) shall not exceed the lesser of 1 W.
LE-LAN Devices	
☐	For the 5.15-5.25 GHz band, the maximum e.i.r.p. shall not exceed 200 mW or 10 + 10 log B, dBm, whichever power is less. B is the 99% emission bandwidth in MHz.
☐	For the 5.25-5.35 GHz band, the maximum e.i.r.p. shall not exceed 1.0 W or 17 + 10 log B, dBm, whichever power is less. B is the 99% emission bandwidth in MHz
☐	For the 5.47-5.6 GHz band and 5.65-5.725 GHz band, the maximum e.i.r.p. shall not exceed 1.0 W or 17 + 10 log B, dBm, whichever power is less. B is the 99% emission bandwidth in MHz
☐	For the 5.725-5.85 GHz band:
	▪ Point-to-multipoint systems (P2M): the maximum conducted output power (P_{Out}) shall not exceed the lesser of 1 W. If G_{TX} > 6 dBi, then P_{Out} = 30 – (G_{TX} – 6).
	▪ Point-to-point systems (P2P): the maximum conducted output power (P_{Out}) shall not exceed the lesser of 1 W.
P_{Out} = maximum conducted output power in dBm, **G_{TX}** = the maximum transmitting antenna directional gain in dBi.	

3.3.2 Measuring Instruments

Refer a test equipment and calibration data table in this test report.

3.3.3 Test Procedures

Test Method	
▪ Maximum Conducted Output Power	
	Average over on/off periods with duty factor
	☐ Refer as FCC KDB 789033, clause E Method SA-2 (spectral trace averaging).
	☐ Refer as FCC KDB 789033, clause E Method SA-2 Alt. (RMS detection with slow sweep speed)
	Wideband RF power meter and average over on/off periods with duty factor
	☒ Refer as FCC KDB 789033, clause E Method PM-G (using an RF average power meter).
▪ For conducted measurement.	
	▪ If the EUT supports multiple transmit chains using options given below: Refer as FCC KDB 662911, In-band power measurements. Using the measure-and-sum approach, measured all transmit ports individually. Sum the power (in linear power units e.g., mW) of all ports for each individual sample and save them.
	▪ If multiple transmit chains, EIRP calculation could be following as methods: $P_{total} = P_1 + P_2 + \ldots + P_n$ (calculated in linear unit [mW] and transfer to log unit [dBm]) $EIRP_{total} = P_{total} + DG$

3.3.4 Test Setup

RF Output Power (Power Meter)
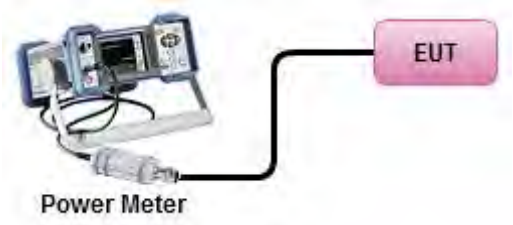

3.3.5 Test Result of Maximum Conducted Output Power

Refer as Appendix C

3.4 Peak Power Spectral Density

3.4.1 Peak Power Spectral Density Limit

Peak Power Spectral Density Limit	
UNII Devices	
☒	For the 5.15-5.25 GHz band:
	▪ Outdoor AP: the peak power spectral density (PPSD) shall not exceed the lesser of 17dBm/MHz. If G_{TX} > 6 dBi, then P_{Out} = 17 – (G_{TX} – 6).
	▪ Indoor AP: the peak power spectral density (PPSD) shall not exceed the lesser of 17dBm/MHz. If G_{TX} > 6 dBi, then P_{Out} = 17 – (G_{TX} – 6).
	▪ Point-to-point AP: the peak power spectral density (PPSD) shall not exceed the lesser of 17dBm/MHz. If G_{TX} > 23 dBi, then P_{Out} = 17 – (G_{TX} – 23).
	▪ Mobile or Portable Client: the peak power spectral density (PPSD) ≤ 11 dBm/MHz. If G_{TX} > 6 dBi, then PPSD= 11 – (G_{TX} – 6)..
☐	For the 5.25-5.35 GHz band, the peak power spectral density (PPSD) ≤ 11 dBm/MHz. If G_{TX} > 6 dBi, then PPSD= 11 – (G_{TX} – 6).
☐	For the 5.47-5.725 GHz band, the peak power spectral density (PPSD) ≤ 11 dBm/MHz. If G_{TX} > 6 dBi, then PPSD= 11 – (G_{TX} – 6).
☒	For the 5.725-5.85 GHz band:
	▪ Point-to-multipoint systems (P2M): the peak power spectral density (PPSD) ≤ 30 dBm/500kHz. If G_{TX} > 6 dBi, then PPSD= 30 – (G_{TX} – 6).
	▪ Point-to-point systems (P2P): the peak power spectral density (PPSD) ≤ 30 dBm/500kHz.
LE-LAN Devices	
☐	For the 5.15-5.25 GHz band, the e.i.r.p. peak power spectral density (PPSD) ≤ 10 dBm/MHz.
☐	For the 5.25-5.35 GHz band, the peak power spectral density (PPSD) ≤ 11 dBm/MHz.
	▪ e.i.r.p. greater than 200 mW shall comply with the following e.i.r.p. at different elevations, where θ is the angle above the local horizontal plane (of the Earth) as shown below: -13 dBW/MHz for 0° ≤ θ < 8° ; -13 − 0.716 (θ-8) dBW/MHz for 8° ≤ θ < 40° -35.9 − 1.22 (θ-40) dBW/MHz for 40° ≤ θ ≤ 45° ; -42 dBW/MHz for θ > 45°
☐	For the 5.47-5.6 GHz band and 5.65-5.725 GHz band, the peak power spectral density (PPSD) ≤ 11 dBm/MHz.
☐	For the 5.725-5.85 GHz band:
	▪ Point-to-multipoint systems (P2M): the peak power spectral density (PPSD) ≤ 30 dBm/500kHz. If G_{TX} > 6 dBi, then PPSD= 30 – (G_{TX} – 6).
	▪ Point-to-point systems (P2P): the peak power spectral density (PPSD) ≤ 30 dBm/500kHz.
PPSD = peak power spectral density that he same method as used to determine the conducted output power shall be used to determine the power spectral density. And power spectral density in dBm/MHz **G_{TX}** = the maximum transmitting antenna directional gain in dBi.	

3.4.2 Measuring Instruments

Refer a test equipment and calibration data table in this test report.

3.4.3 Test Procedures

Test Method			
▪ Peak power spectral density procedures that the same method as used to determine the conducted output power shall be used to determine the peak power spectral density and use the peak search function on the spectrum analyzer to find the peak of the spectrum. For the peak power spectral density shall be measured using below options:			
	☐ Refer as FCC KDB 789033, F)5) power spectral density can be measured using resolution bandwidths < 1 MHz provided that the results are integrated over 1 MHz bandwidth		
	[duty cycle ≥ 98% or external video / power trigger]		
	☒ Refer as FCC KDB 789033, clause E Method SA-1 (spectral trace averaging).		
	☐ Refer as FCC KDB 789033, clause E Method SA-1 Alt. (RMS detection with slow sweep speed)		
	duty cycle < 98% and average over on/off periods with duty factor		
	☒ Refer as FCC KDB 789033, clause E Method SA-2 (spectral trace averaging).		
	☐ Refer as FCC KDB 789033, clause E Method SA-2 Alt. (RMS detection with slow sweep speed)		
▪ For conducted measurement.			
	▪ If the EUT supports multiple transmit chains using options given below:		
		☒ Option 1: Measure and sum the spectra across the outputs. Refer as FCC KDB 662911, In-band power spectral density (PSD). Sample all transmit ports simultaneously using a spectrum analyzer for each transmit port. Where the trace bin-by-bin of each transmit port summing can be performed. (i.e., in the first spectral bin of output 1 is summed with that in the first spectral bin of output 2 and that from the first spectral bin of output 3, and so on up to the NTX output to obtain the value for the first frequency bin of the summed spectrum.). Add up the amplitude (power) values for the different transmit chains and use this as the new data trace.	
		☐ Option 2: Measure and sum spectral maxima across the outputs. With this technique, spectra are measured at each output of the device at the required resolution bandwidth. The maximum value (peak) of each spectrum is determined. These maximum values are then summed mathematically in linear power units across the outputs. These operations shall be performed separately over frequency spans that have different out-of-band or spurious emission limits,	
		☐ Option 3: Measure and add 10 log(N) dB, where N is the number of transmit chains. Refer as FCC KDB 662911, In-band power spectral density (PSD). Performed at each transmit chains and each transmit chains shall be compared with the limit have been reduced with 10 log(N). Or each transmit chains shall be add 10 log(N) to compared with the limit.	
	▪	If multiple transmit chains, EIRP PPSD calculation could be following as methods: $PPSD_{total} = PPSD_1 + PPSD_2 + \ldots + PPSD_n$ (calculated in linear unit [mW] and transfer to log unit [dBm]) $EIRP_{total} = PPSD_{total} + DG$	

3.4.4 Test Setup

Power Spectral Density

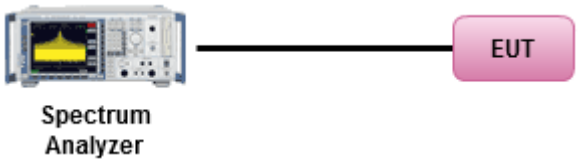

3.4.5 Test Result of Peak Power Spectral Density

Refer as Appendix D

3.5 Unwanted Emissions

3.5.1 Transmitter Unwanted Emissions Limit

Unwanted emissions below 1 GHz and restricted band emissions above 1GHz limit			
Frequency Range (MHz)	**Field Strength (uV/m)**	**Field Strength (dBuV/m)**	**Measure Distance (m)**
0.009~0.490	2400/F(kHz)	48.5 - 13.8	300
0.490~1.705	24000/F(kHz)	33.8 - 23	30
1.705~30.0	30	29	30
30~88	100	40	3
88~216	150	43.5	3
216~960	200	46	3
Above 960	500	54	3

Note 1: Test distance for frequencies at or above 30 MHz, measurements may be performed at a distance other than the limit distance provided they are not performed in the near field and the emissions to be measured can be detected by the measurement equipment. When performing measurements at a distance other than that specified, the results shall be extrapolated to the specified distance using an extrapolation factor of 20 dB/decade (inverse of linear distance for field-strength measurements, inverse of linear distance-squared for power-density measurements).

Note 2: Test distance for frequencies at below 30 MHz, measurements may be performed at a distance closer than the EUT limit distance; however, an attempt should be made to avoid making measurements in the near field. When performing measurements below 30 MHz at a closer distance than the limit distance, the results shall be extrapolated to the specified distance by either making measurements at a minimum of two or more distances on at least one radial to determine the proper extrapolation factor or by using the square of an inverse linear distance extrapolation factor (40 dB/decade). The test report shall specify the extrapolation method used to determine compliance of the EUT.

Note 3: Using the distance of 1m during the test for above 18 GHz, and the test value to correct for the distance factor at 3m.

Un-restricted band emissions above 1GHz Limit	
Operating Band	**Limit**
☒ 5.15 - 5.25 GHz	e.i.r.p. -27 dBm [68.2 dBuV/m@3m]
☐ 5.25 - 5.35 GHz	e.i.r.p. -27 dBm [68.2 dBuV/m@3m]
☐ 5.47 - 5.725 GHz	e.i.r.p. -27 dBm [68.2 dBuV/m@3m]
☒ 5.725 - 5.85 GHz	all emissions shall be limited to a level of -27 dBm/MHz at 75 MHz or more above or below the band edge increasing linearly to 10 dBm/MHz at 25 MHz above or below the band edge, and from 25 MHz above or below the band edge increasing linearly to a level of 15.6 dBm/MHz at 5 MHz above or below the band edge, and from 5 MHz above or below the band edge increasing linearly to a level of 27 dBm/MHz at the band edge.

Note 1: Measurements may be performed at a distance other than the limit distance provided they are not performed in the near field and the emissions to be measured can be detected by the measurement equipment. When performing measurements at a distance other than that specified, the results shall be extrapolated to the specified distance using an extrapolation factor of 20 dB/decade (inverse of

linear distance for field-strength measurements, inverse of linear distance-squared for power-density measurements).

3.5.2 Measuring Instruments

Refer a test equipment and calibration data table in this test report.

3.5.3 Test Procedures

Test Method		
▪ Measurements may be performed at a distance other than the limit distance provided they are not performed in the near field and the emissions to be measured can be detected by the measurement equipment. Measurements shall not be performed at a distance greater than 30 m for frequencies above 30 MHz, unless it can be further demonstrated that measurements at a distance of 30 m or less are impractical. When performing measurements at a distance other than that specified, the results shall be extrapolated to the specified distance using an extrapolation factor of 20 dB/decade (inverse of linear distance for field-strength measurements, inverse of linear distance-squared for power-density measurements).		
▪ The average emission levels shall be measured in [duty cycle ≥ 98 or duty factor].		
▪ For the transmitter unwanted emissions shall be measured using following options below:		
	▪ Refer as FCC KDB 789033, clause G)2) for unwanted emissions into non-restricted bands.	
	▪ Refer as FCC KDB 789033, clause G)1) for unwanted emissions into restricted bands.	
		☐ Refer as FCC KDB 789033, G)6) Method AD (Trace Averaging).
		☒ Refer as FCC KDB 789033, G)6) Method VB (Reduced VBW).
		☐ Refer as ANSI C63.10, clause 11.12.2.5.3 (Reduced VBW). VBW ≥ 1/T, where T is pulse time.
		☐ Refer as ANSI C63.10, clause 7.5 average value of pulsed emissions.
		☒ Refer as FCC KDB 789033, clause G)5) measurement procedure peak limit.
		☐ Refer as ANSI C63.10, clause 4.1.4.2.2 measurement procedure peak limit.
▪ For radiated measurement.		
	▪ Refer as ANSI C63.10, clause 6.4 for radiated emissions below 30 MHz and test distance is 3m.	
	▪ Refer as ANSI C63.10, clause 6.5 for radiated emissions 30 MHz to 1 GHz and test distance is 3m.	
	▪ Refer as ANSI C63.10, clause 6.6 for radiated emissions above 1GHz.	
▪ The any unwanted emissions level shall not exceed the fundamental emission level.		
▪ All amplitude of spurious emissions that are attenuated by more than 20 dB below the permissible value has no need to be reported.		

3.5.4 Test Setup

For Unintentional - Normal Link and Intentional - CTX (below 1GHz)

Emissions in Restricted Frequency Bands

9kHz ~30MHz

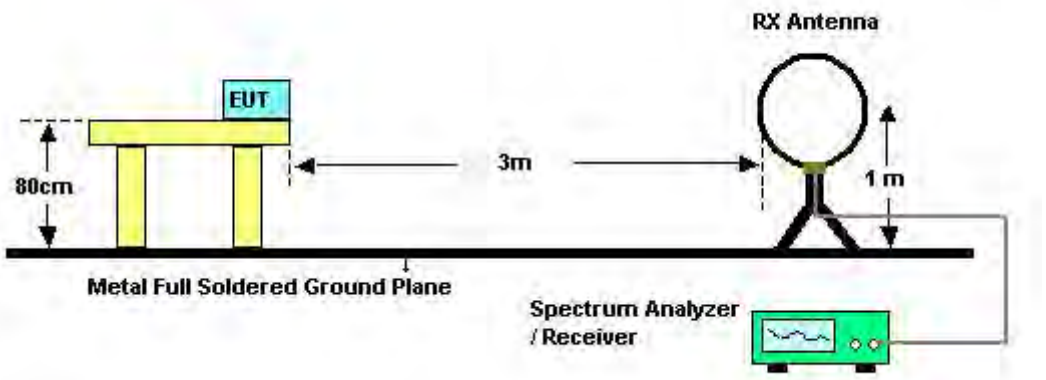

30MHz~1GHz

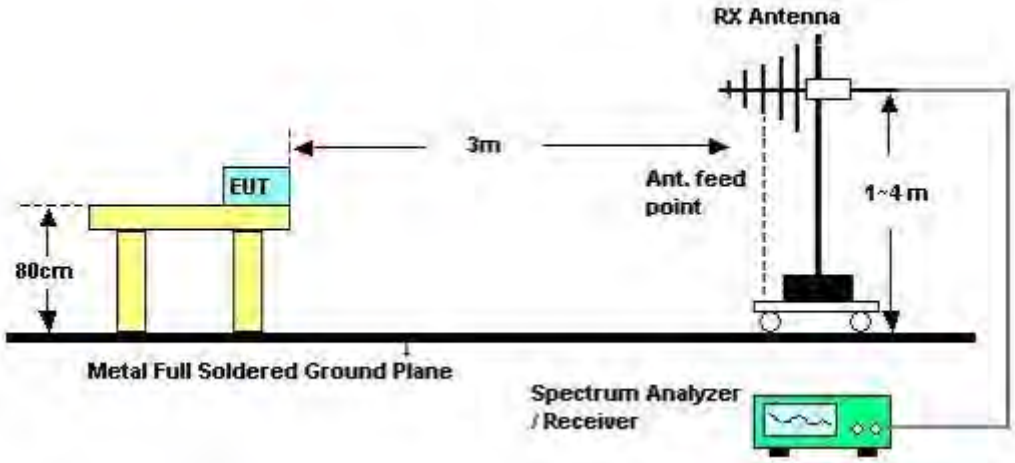

For Unintentional - Normal Link (above 1GHz)

Emissions in Restricted Frequency Bands
1,000~18,000 MHz
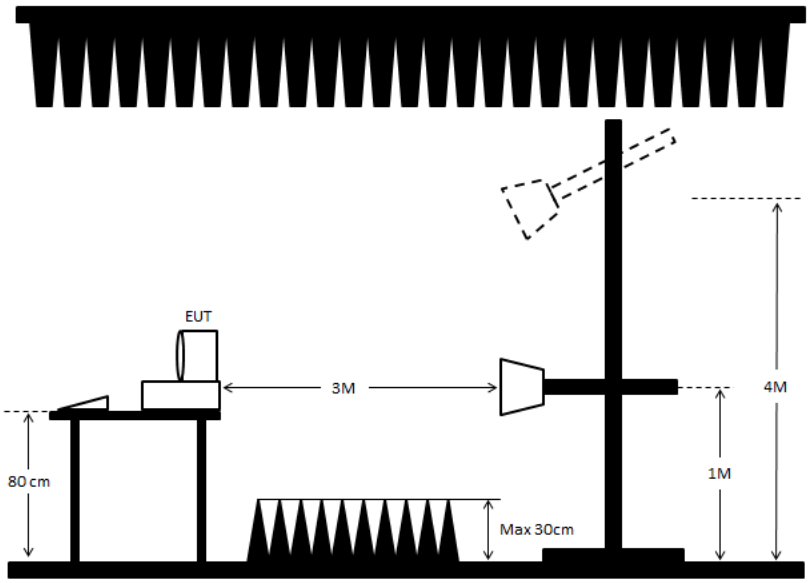
18,000~30,000 MHz
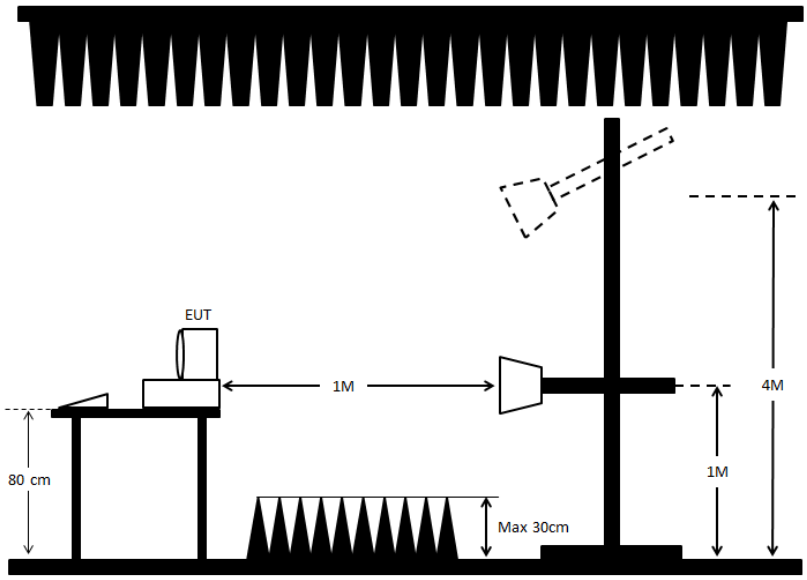

For Intentional - CTX (above 1GHz)

Above 1GHz

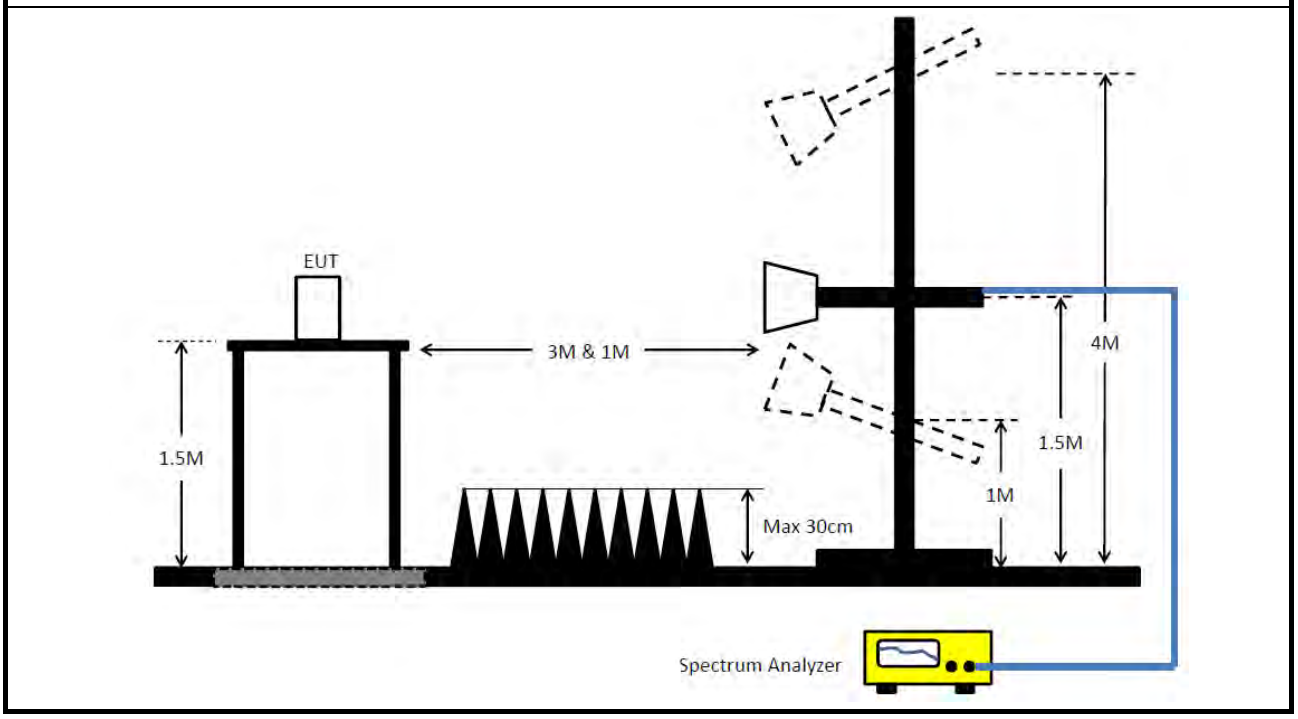

3.5.5 Transmitter Unwanted Emissions (Below 30MHz)

All amplitude of spurious emissions that are attenuated by more than 20 dB below the permissible value has no need to be reported.
The radiated emissions were investigated from 9 kHz or the lowest frequency generated within the device, up to the 10 harmonic or 40 GHz, whichever is appropriate.

3.5.6 Test Result of Transmitter Unwanted Emissions

Refer as Appendix E

4 Test Equipment and Calibration Data

Instrument	Manufacturer	Model No.	Serial No.	Characteristics	Calibration Date	Calibration Due Date	Remark
EMI Receiver	Agilent	N9038A	My52260123	9kHz ~ 8.45GHz	Jan. 31, 2018	Jan. 30, 2019	Conduction (CO01-CB)
LISN	F.C.C.	FCC-LISN-50-16-2	04083	150kHz ~ 100MHz	Dec. 20, 2017	Dec. 19, 2018	Conduction (CO01-CB)
LISN	Schwarzbeck	NSLK 8127	8127647	9kHz ~ 30MHz	Dec. 29, 2017	Dec. 28, 2018	Conduction (CO01-CB)
COND Cable	Woken	Cable	Low cable-CO01	150kHz ~ 30MHz	May 22, 2018	May 21, 2019	Conduction (CO01-CB)
Software	Audix	E3	6.120210n	-	N.C.R.	N.C.R.	Conduction (CO01-CB)
BILOG ANTENNA with 6dB Attenuator	TESEQ & EMCI	CBL6112D & N-6-06	37880 & AT-N0609	20MHz ~ 2GHz	Aug. 27, 2018	Aug. 26, 2019	Radiation (03CH01-CB)
Loop Antenna	Teseq	HLA 6120	24155	9kHz - 30 MHz	Mar. 16, 2018	Mar. 15, 2019	Radiation (03CH01-CB)
Horn Antenna	EMCO	3115	00075790	750MHz ~ 18GHz	Nov. 20, 2017	Nov. 19, 2018	Radiation (03CH01-CB)
Horn Antenna	EMCO	3115	00075790	750MHz ~ 18GHz	Nov. 13, 2018	Nov. 12, 2019	Radiation (03CH01-CB)
Horn Antenna	Schwarzbeck	BBHA 9170	BBHA9170252	15GHz ~ 40GHz	Jun. 28, 2018	Jun. 27, 2019	Radiation (03CH01-CB)
Pre-Amplifier	EMCI	EMC330N	980332	20MHz ~ 3GHz	May 02, 2018	May 01, 2019	Radiation (03CH01-CB)
Pre-Amplifier	Agilent	8449B	3008A02310	1GHz ~ 26.5GHz	Jan. 09, 2018	Jan. 08, 2019	Radiation (03CH01-CB)
Pre-Amplifier	MITEQ	TTA1840-35-HG	1864479	18GHz ~ 40GHz	Jul. 04, 2018	Jul. 03, 2019	Radiation (03CH01-CB)
Spectrum Analyzer	R&S	FSP40	100080	9kHz~40GHz	Oct. 03, 2018	Oct. 02, 2019	Radiation (03CH01-CB)
EMI Test Receiver	R&S	ESCS	100359	9kHz ~ 2.75GHz	Jul. 03, 2018	Jul. 02, 2019	Radiation (03CH01-CB)
RF Cable-low	Woken	Low Cable-16+17	N/A	30 MHz ~ 1 GHz	Oct. 08, 2018	Oct. 07, 2019	Radiation (03CH01-CB)
RF Cable-high	Woken	High Cable-16	N/A	1 GHz ~ 18 GHz	Oct. 08, 2018	Oct. 07, 2019	Radiation (03CH01-CB)
RF Cable-high	Woken	High Cable-16+17	N/A	1 GHz ~ 18 GHz	Oct. 08, 2018	Oct. 07, 2019	Radiation (03CH01-CB)
RF Cable-high	Woken	High Cable-40G#1	N/A	18GHz ~ 40 GHz	Jul. 27, 2018	Jul. 26, 2019	Radiation (03CH01-CB)
RF Cable-high	Woken	High Cable-40G#2	N/A	18GHz ~ 40 GHz	Jul. 27, 2018	Jul. 26, 2019	Radiation (03CH01-CB)
Spectrum analyzer	R&S	FSV40	100979	9kHz~40GHz	Dec. 21, 2017	Dec. 20, 2018	Conducted (TH01-CB)

Instrument	Manufacturer	Model No.	Serial No.	Characteristics	Calibration Date	Calibration Due Date	Remark
RF Cable-high	Woken	RG402	High Cable-06	1 GHz – 26.5 GHz	Oct. 08, 2018	Oct. 07, 2019	Conducted (TH01-CB)
RF Cable-high	Woken	RG402	High Cable-07	1 GHz –26.5 GHz	Oct. 08, 2018	Oct. 07, 2019	Conducted (TH01-CB)
RF Cable-high	Woken	RG402	High Cable-08	1 GHz –26.5 GHz	Oct. 08, 2018	Oct. 07, 2019	Conducted (TH01-CB)
RF Cable-high	Woken	RG402	High Cable-09	1 GHz –26.5 GHz	Oct. 08, 2018	Oct. 07, 2019	Conducted (TH01-CB)
RF Cable-high	Woken	RG402	High Cable-10	1 GHz –26.5 GHz	Oct. 08, 2018	Oct. 07, 2019	Conducted (TH01-CB)
Power Sensor	Agilent	U2021XA	MY54320014	50MHz~18GHz	Apr. 17, 2018	Apr. 16, 2019	Conducted (TH01-CB)

Note: Calibration Interval of instruments listed above is one year.

N.C.R. means Non-Calibration required.

Test Mode	Mode 2	Frequency Range	0.15 MHz to 30 MHz

Line

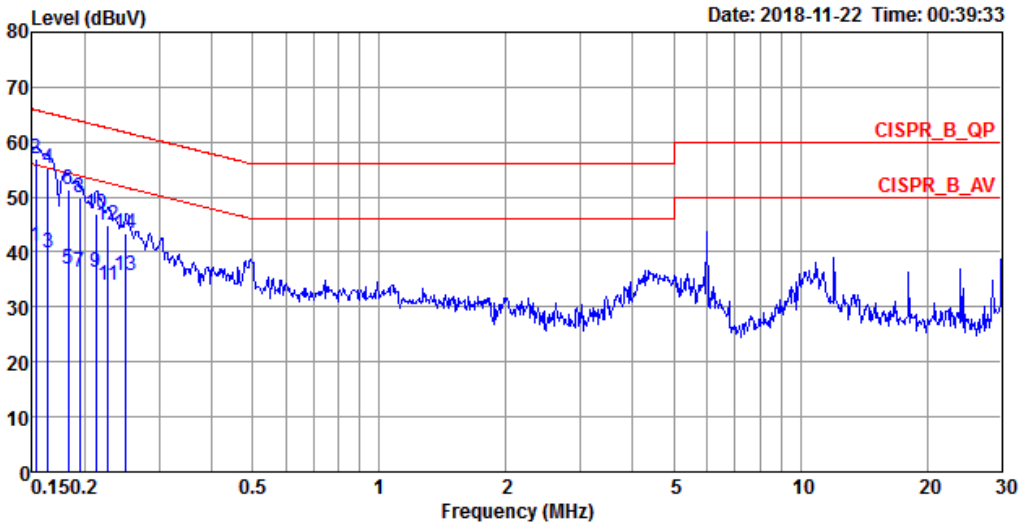

	Freq	Level	Over Limit	Limit Line	Read Level	LISN Factor	Cable Loss	Remark	Pol/Phase
	MHz	dBuV	dB	dBuV	dBuV	dB	dB		
1	0.1532	41.18	-14.64	55.82	31.11	9.91	0.16	Average	LINE
2	0.1532	56.92	-8.90	65.82	46.85	9.91	0.16	QP	LINE
3	0.1633	39.83	-15.47	55.30	29.76	9.91	0.16	Average	LINE
4	0.1633	55.31	-9.99	65.30	45.24	9.91	0.16	QP	LINE
5	0.1825	37.03	-17.34	54.37	26.97	9.91	0.15	Average	LINE
6	0.1825	51.33	-13.04	64.37	41.27	9.91	0.15	QP	LINE
7	0.1945	36.28	-17.56	53.84	26.23	9.91	0.14	Average	LINE
8	0.1945	49.80	-14.04	63.84	39.75	9.91	0.14	QP	LINE
9	0.2128	36.25	-16.85	53.10	26.20	9.91	0.14	Average	LINE
10	0.2128	47.04	-16.06	63.10	36.99	9.91	0.14	QP	LINE
11	0.2268	33.91	-18.66	52.57	23.86	9.91	0.14	Average	LINE
12	0.2268	44.87	-17.70	62.57	34.82	9.91	0.14	QP	LINE
13	0.2508	35.57	-16.16	51.73	25.53	9.91	0.13	Average	LINE
14	0.2508	43.35	-18.38	61.73	33.31	9.91	0.13	QP	LINE

Neutral

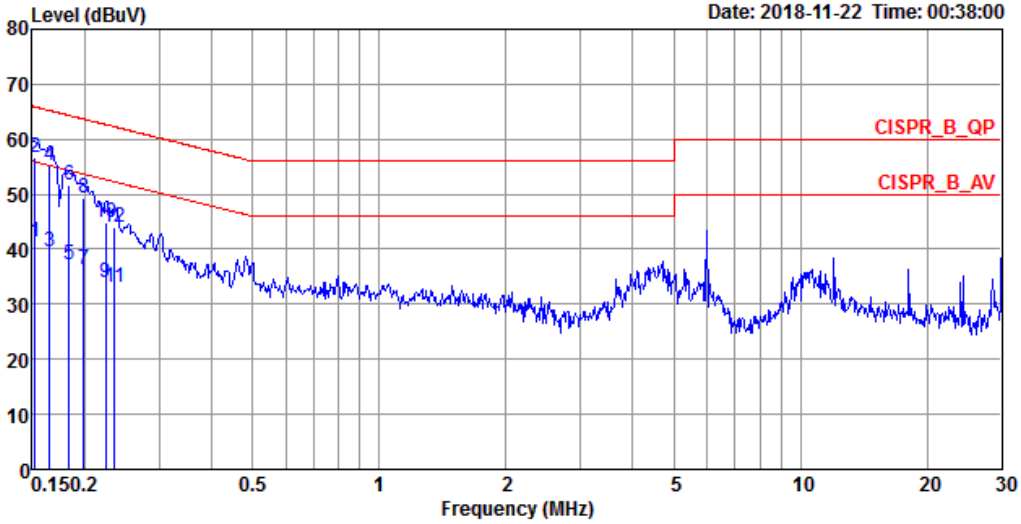

	Freq	Level	Over Limit	Limit Line	Read Level	LISN Factor	Cable Loss	Remark	Pol/Phase
	MHz	dBuV	dB	dBuV	dBuV	dB	dB		
1	0.1524	41.35	-14.52	55.87	31.27	9.92	0.16	Average	NEUTRAL
2	0.1524	56.71	-9.16	65.87	46.63	9.92	0.16	QP	NEUTRAL
3	0.1650	39.49	-15.72	55.21	29.41	9.92	0.16	Average	NEUTRAL
4	0.1650	55.29	-9.92	65.21	45.21	9.92	0.16	QP	NEUTRAL
5	0.1835	37.07	-17.26	54.33	27.00	9.92	0.15	Average	NEUTRAL
6	0.1835	51.57	-12.76	64.33	41.50	9.92	0.15	QP	NEUTRAL
7	0.1986	36.21	-17.46	53.67	26.15	9.92	0.14	Average	NEUTRAL
8	0.1986	49.40	-14.27	63.67	39.34	9.92	0.14	QP	NEUTRAL
9	0.2244	33.85	-18.81	52.66	23.79	9.92	0.14	Average	NEUTRAL
10	0.2244	44.97	-17.69	62.66	34.91	9.92	0.14	QP	NEUTRAL
11	0.2353	33.15	-19.11	52.26	23.09	9.92	0.14	Average	NEUTRAL
12	0.2353	43.84	-18.42	62.26	33.78	9.92	0.14	QP	NEUTRAL

Summary

Mode	Max-N dB (Hz)	Max-OBW (Hz)	ITU-Code	Min-N dB (Hz)	Min-OBW (Hz)
5.15-5.25GHz	-	-	-	-	-
802.11a_Nss1,(6Mbps)_1TX	43.65M	20.565M	20M6D1D	21.525M	16.617M
5.725-5.85GHz	-	-	-	-	-
802.11a_Nss1,(6Mbps)_1TX	16.325M	17.766M	17M8D1D	16.3M	17.666M

Max-N dB = Maximum 6dB down bandwidth for 5.725-5.85GHz band / Maximum 26dB down bandwidth for other band;
Max-OBW = Maximum 99% occupied bandwidth;
Min-N dB = Minimum 6dB down bandwidth for 5.725-5.85GHz band / Maximum 26dB down bandwidth for other band;
Min-OBW = Minimum 99% occupied bandwidth;

Result

Mode	Result	Limit (Hz)	Port 1-N dB (Hz)	Port 1-OBW (Hz)
802.11a_Nss1,(6Mbps)_1TX	-	-	-	-
5180MHz	Pass	Inf	21.525M	16.617M
5200MHz	Pass	Inf	43.65M	20.565M
5240MHz	Pass	Inf	43.35M	19.265M
5745MHz	Pass	500k	16.325M	17.766M
5785MHz	Pass	500k	16.325M	17.741M
5825MHz	Pass	500k	16.3M	17.666M

Port X-N dB = Port **X** 6dB down bandwidth for 5.725-5.85GHz band / 26dB down bandwidth for other band
Port X-OBW = Port **X** 99% occupied bandwidth;

802.11a_Nss1,(6Mbps)_1TX EBW

5180MHz

01/11/2018

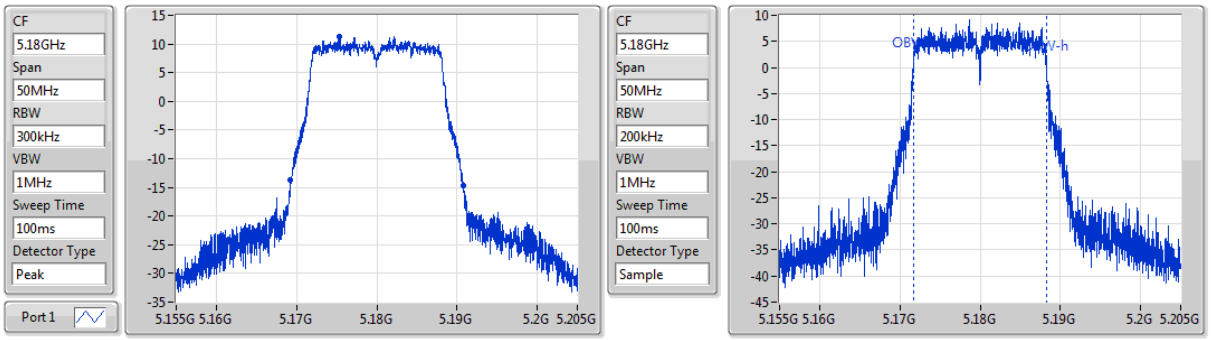

26dB(Hz)	Fl-26dB(Hz)	Fh-26dB(Hz)	OBW(Hz)	Fl-OBW(Hz)	Fh-OBW(Hz)	Limit(Hz)	Port
21.525M	5.169225G	5.19075G	16.617M	5.171679G	5.188296G	Inf	1

802.11a_Nss1,(6Mbps)_1TX EBW

5200MHz

15/11/2018

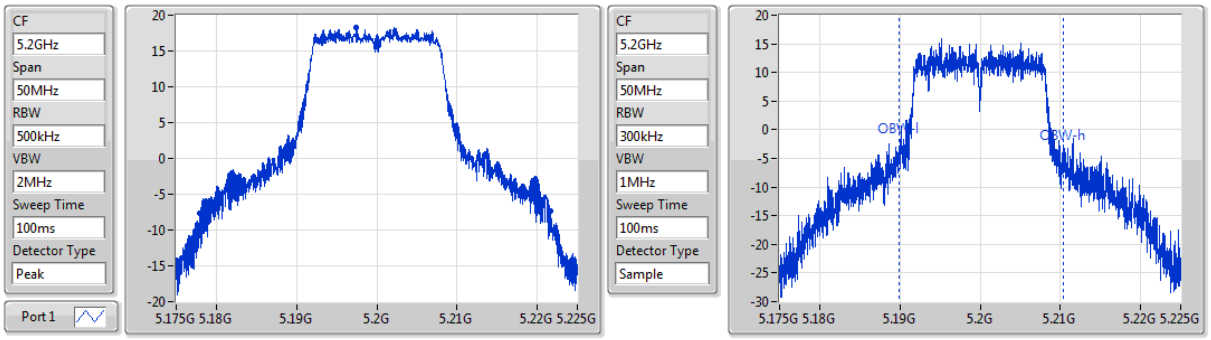

26dB(Hz)	Fl-26dB(Hz)	Fh-26dB(Hz)	OBW(Hz)	Fl-OBW(Hz)	Fh-OBW(Hz)	Limit(Hz)	Port
43.65M	5.17795G	5.2216G	20.565M	5.189855G	5.21042G	Inf	1

802.11a_Nss1,(6Mbps)_1TX EBW

5240MHz

15/11/2018

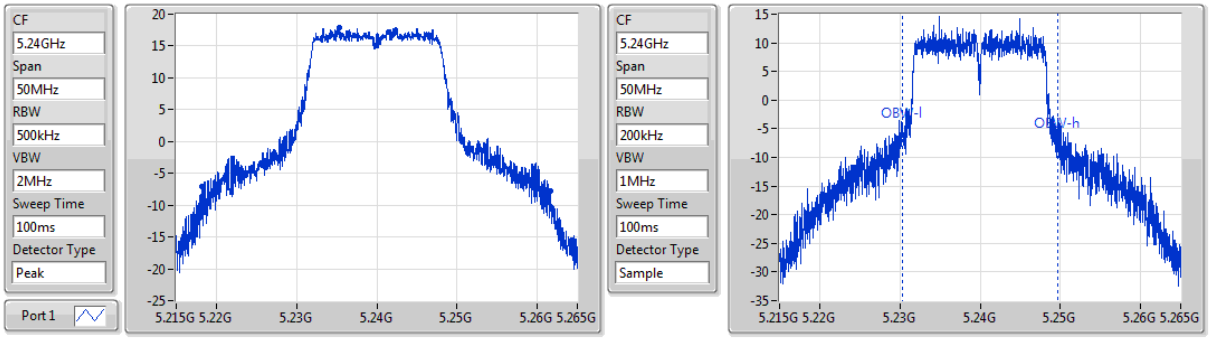

26dB(Hz)	Fl-26dB(Hz)	Fh-26dB(Hz)	OBW(Hz)	Fl-OBW(Hz)	Fh-OBW(Hz)	Limit(Hz)	Port
43.35M	5.21825G	5.2616G	19.265M	5.23038G	5.249645G	Inf	1

802.11a_Nss1,(6Mbps)_1TX EBW

5745MHz

01/11/2018

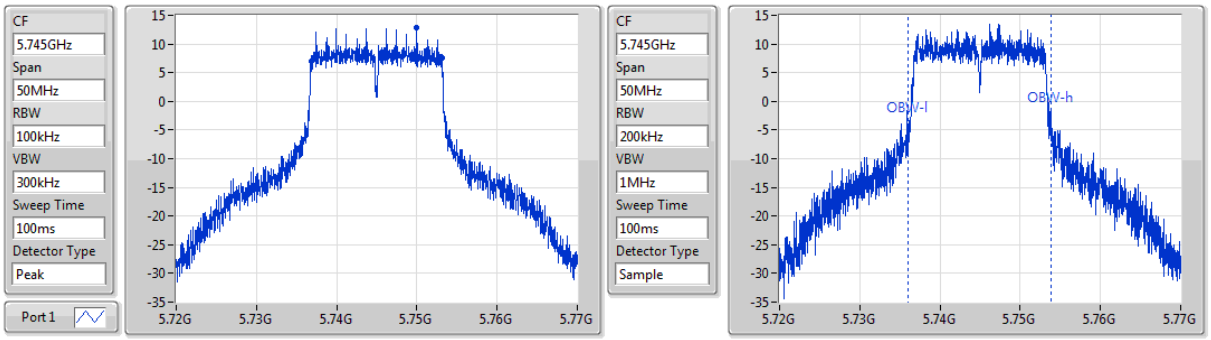

6dB(Hz)	Fl-6dB(Hz)	Fh-6dB(Hz)	OBW(Hz)	Fl-OBW(Hz)	Fh-OBW(Hz)	Limit(Hz)	Port
16.325M	5.7368G	5.753125G	17.766M	5.736029G	5.753796G	500k	1

802.11a_Nss1,(6Mbps)_1TX EBW

5785MHz

01/11/2018

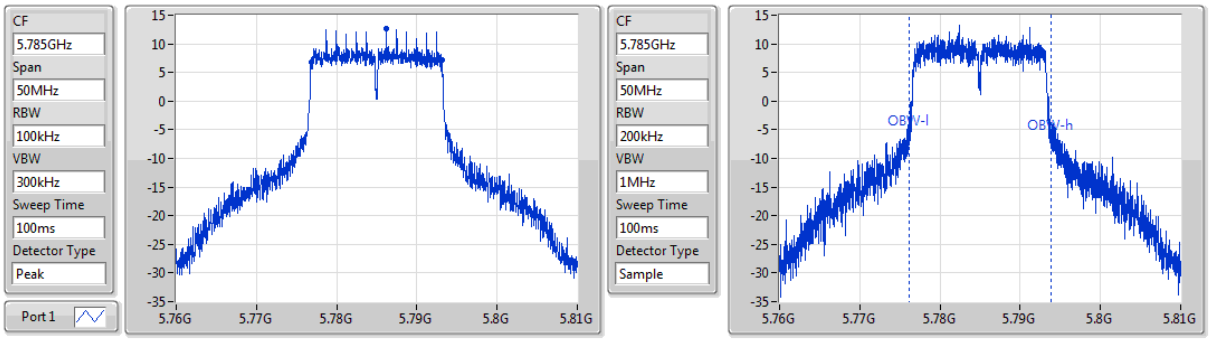

6dB(Hz)	Fl-6dB(Hz)	Fh-6dB(Hz)	OBW(Hz)	Fl-OBW(Hz)	Fh-OBW(Hz)	Limit(Hz)	Port
16.325M	5.7768G	5.793125G	17.741M	5.776154G	5.793896G	500k	1

802.11a_Nss1,(6Mbps)_1TX EBW

5825MHz

01/11/2018

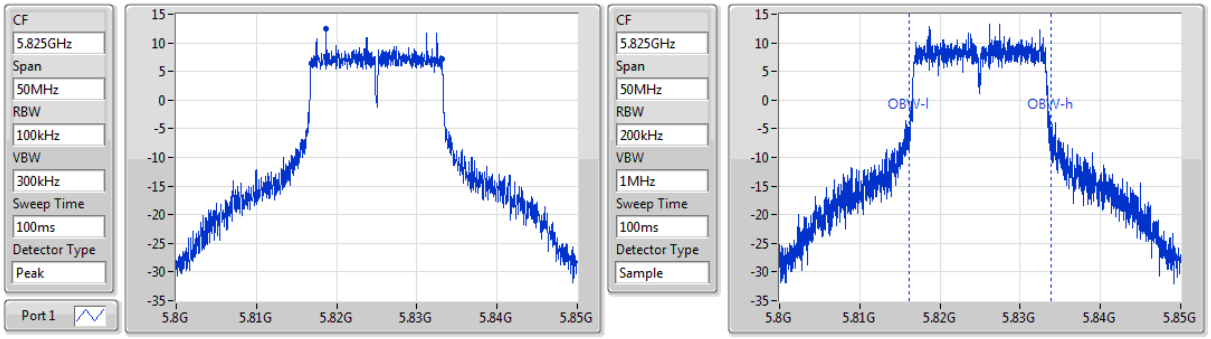

6dB(Hz)	Fl-6dB(Hz)	Fh-6dB(Hz)	OBW(Hz)	Fl-OBW(Hz)	Fh-OBW(Hz)	Limit(Hz)	Port
16.3M	5.8168G	5.8331G	17.666M	5.816179G	5.833846G	500k	1

Summary

Mode	Max-N dB (Hz)	Max-OBW (Hz)	ITU-Code	Min-N dB (Hz)	Min-OBW (Hz)
5.15-5.25GHz	-	-	-	-	-
802.11ax HEW20_Nss1,(MCS0)_1TX	41.1M	19.365M	19M4D1D	23.475M	18.966M
802.11ax HEW40_Nss1,(MCS0)_1TX	75.45M	37.781M	37M8D1D	40.05M	37.581M
802.11ax HEW80_Nss1,(MCS0)_1TX	81.8M	77.161M	77M2D1D	81.8M	77.161M
5.725-5.85GHz	-	-	-	-	-
802.11ax HEW20_Nss1,(MCS0)_1TX	18.925M	23.388M	23M4D1D	18.725M	19.19M
802.11ax HEW40_Nss1,(MCS0)_1TX	37.5M	64.418M	64M4D1D	36.85M	38.431M
802.11ax HEW80_Nss1,(MCS0)_1TX	76.9M	77.161M	77M2D1D	76.9M	77.161M

Max-N dB = Maximum 6dB down bandwidth for 5.725-5.85GHz band / Maximum 26dB down bandwidth for other band;
Max-OBW = Maximum 99% occupied bandwidth;
Min-N dB = Minimum 6dB down bandwidth for 5.725-5.85GHz band / Maximum 26dB down bandwidth for other band;
Min-OBW = Minimum 99% occupied bandwidth;

Result

Mode	Result	Limit (Hz)	Port 1-N dB (Hz)	Port 1-OBW (Hz)
802.11ax HEW20_Nss1,(MCS0)_1TX	-	-	-	-
5180MHz	Pass	Inf	23.475M	18.966M
5200MHz	Pass	Inf	41.075M	19.365M
5240MHz	Pass	Inf	41.1M	19.29M
5745MHz	Pass	500k	18.85M	19.265M
5785MHz	Pass	500k	18.925M	23.388M
5825MHz	Pass	500k	18.725M	19.19M
802.11ax HEW40_Nss1,(MCS0)_1TX	-	-	-	-
5190MHz	Pass	Inf	40.05M	37.581M
5230MHz	Pass	Inf	75.45M	37.781M
5755MHz	Pass	500k	37.5M	38.431M
5795MHz	Pass	500k	36.85M	64.418M
802.11ax HEW80_Nss1,(MCS0)_1TX	-	-	-	-
5210MHz	Pass	Inf	81.8M	77.161M
5775MHz	Pass	500k	76.9M	77.161M

Port X-N dB = Port **X** 6dB down bandwidth for 5.725-5.85GHz band / 26dB down bandwidth for other band
Port X-OBW = Port **X** 99% occupied bandwidth;

802.11ax HEW20_Nss1,(MCS0)_1TX EBW

5180MHz

01/11/2018

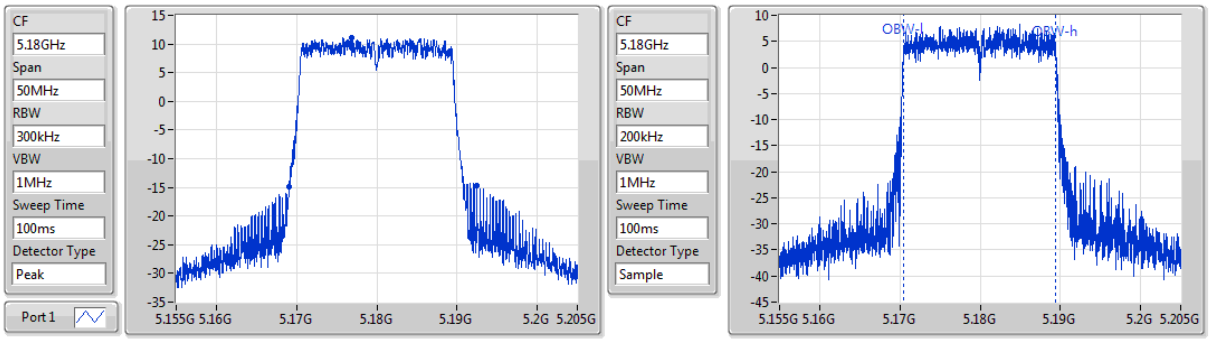

26dB(Hz)	Fl-26dB(Hz)	Fh-26dB(Hz)	OBW(Hz)	Fl-OBW(Hz)	Fh-OBW(Hz)	Limit(Hz)	Port
23.475M	5.169025G	5.1925G	18.966M	5.17048G	5.189445G	Inf	1

802.11ax HEW20_Nss1,(MCS0)_1TX EBW

5200MHz

01/11/2018

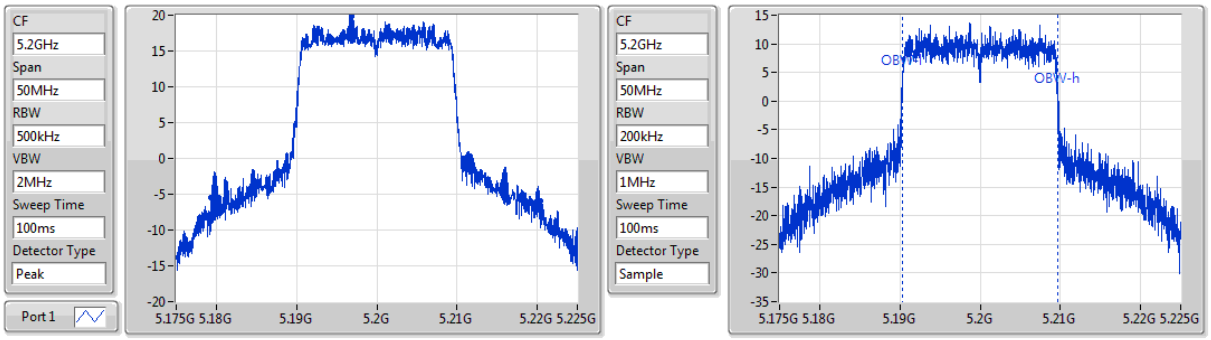

26dB(Hz)	Fl-26dB(Hz)	Fh-26dB(Hz)	OBW(Hz)	Fl-OBW(Hz)	Fh-OBW(Hz)	Limit(Hz)	Port
41.075M	5.179375G	5.22045G	19.365M	5.19028G	5.209645G	Inf	1

802.11ax HEW20_Nss1,(MCS0)_1TX EBW

5240MHz

01/11/2018

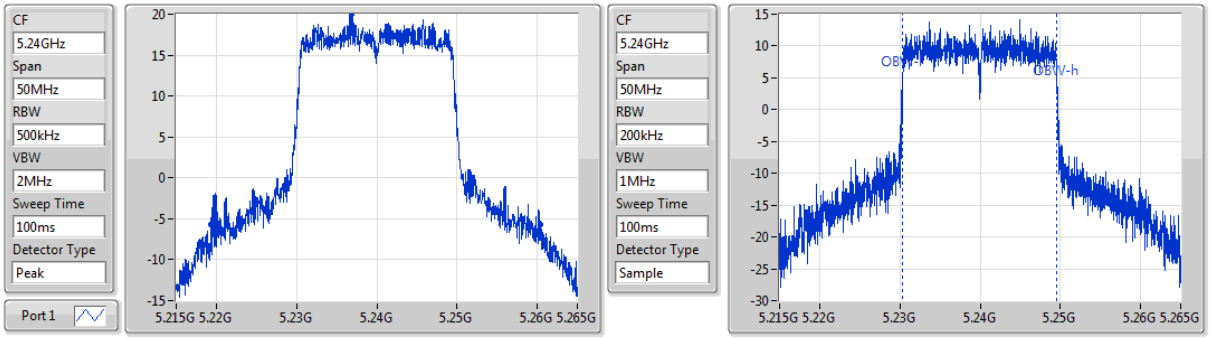

26dB(Hz)	Fl-26dB(Hz)	Fh-26dB(Hz)	OBW(Hz)	Fl-OBW(Hz)	Fh-OBW(Hz)	Limit(Hz)	Port
41.1M	5.21935G	5.26045G	19.29M	5.230305G	5.249595G	Inf	1

802.11ax HEW20_Nss1,(MCS0)_1TX EBW

5745MHz

01/11/2018

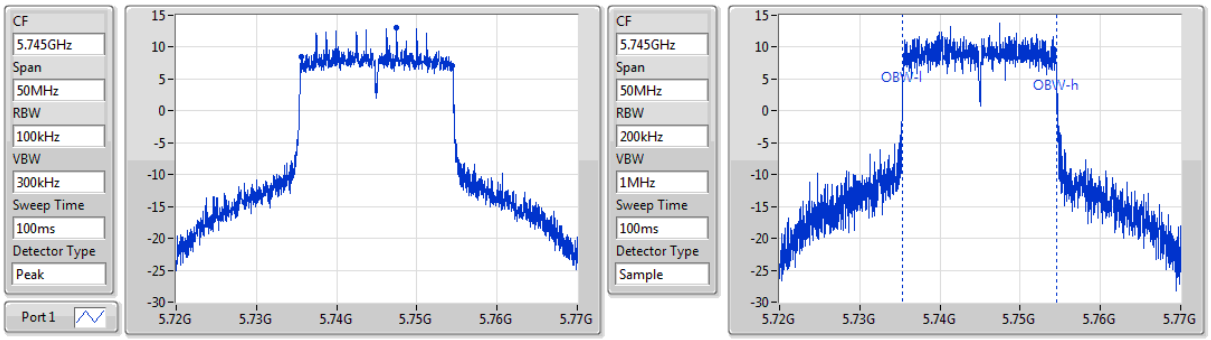

6dB(Hz)	Fl-6dB(Hz)	Fh-6dB(Hz)	OBW(Hz)	Fl-OBW(Hz)	Fh-OBW(Hz)	Limit(Hz)	Port
18.85M	5.73555G	5.7544G	19.265M	5.73533G	5.754595G	500k	1

802.11ax HEW20_Nss1,(MCS0)_1TX EBW

5785MHz

01/11/2018

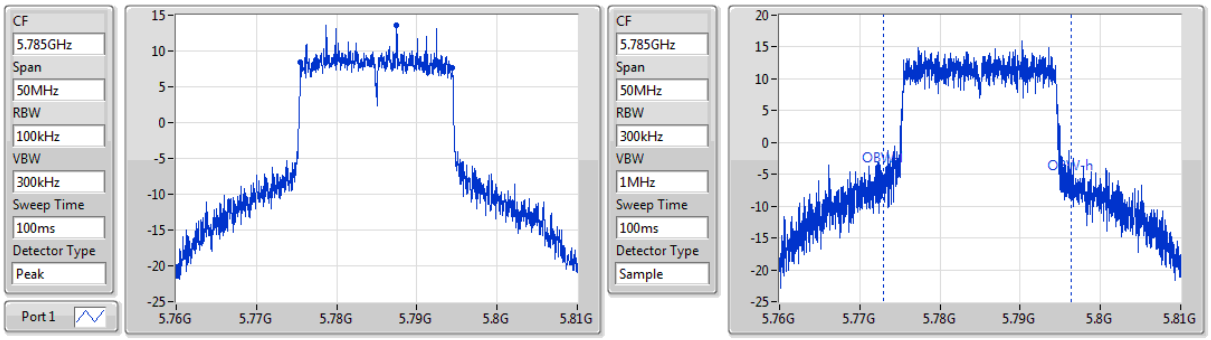

6dB(Hz)	Fl-6dB(Hz)	Fh-6dB(Hz)	OBW(Hz)	Fl-OBW(Hz)	Fh-OBW(Hz)	Limit(Hz)	Port
18.925M	5.775525G	5.79445G	23.388M	5.772931G	5.796319G	500k	1

802.11ax HEW20_Nss1,(MCS0)_1TX EBW

5825MHz

01/11/2018

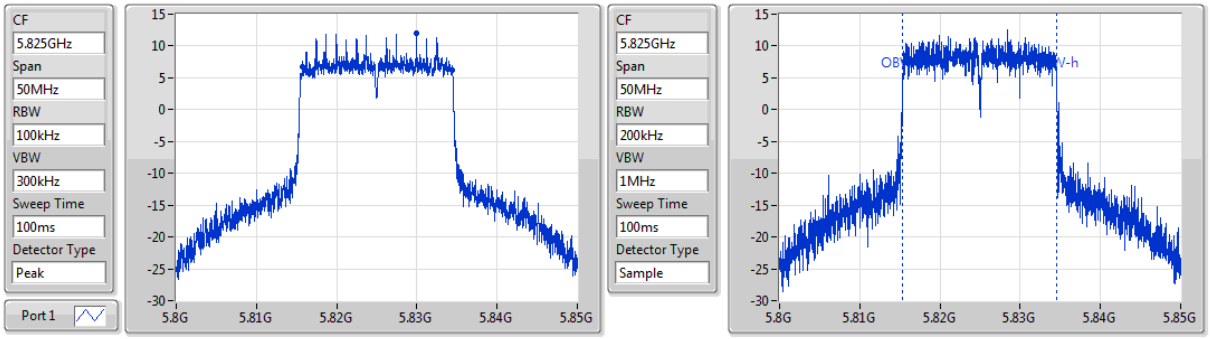

6dB(Hz)	Fl-6dB(Hz)	Fh-6dB(Hz)	OBW(Hz)	Fl-OBW(Hz)	Fh-OBW(Hz)	Limit(Hz)	Port
18.725M	5.8157G	5.834425G	19.19M	5.81538G	5.83457G	500k	1

802.11ax HEW40_Nss1,(MCS0)_1TX EBW

5190MHz

01/11/2018

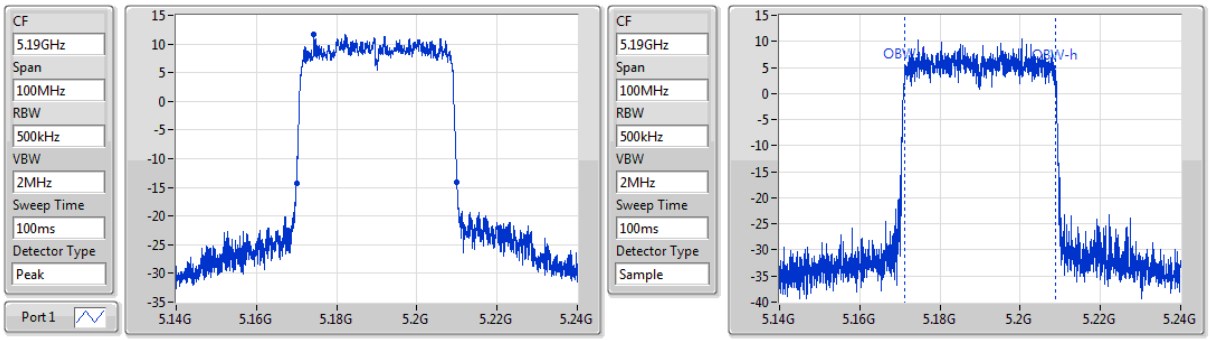

26dB(Hz)	Fl-26dB(Hz)	Fh-26dB(Hz)	OBW(Hz)	Fl-OBW(Hz)	Fh-OBW(Hz)	Limit(Hz)	Port
40.05M	5.16995G	5.21G	37.581M	5.171159G	5.208741G	Inf	1

802.11ax HEW40_Nss1,(MCS0)_1TX EBW

5230MHz

01/11/2018

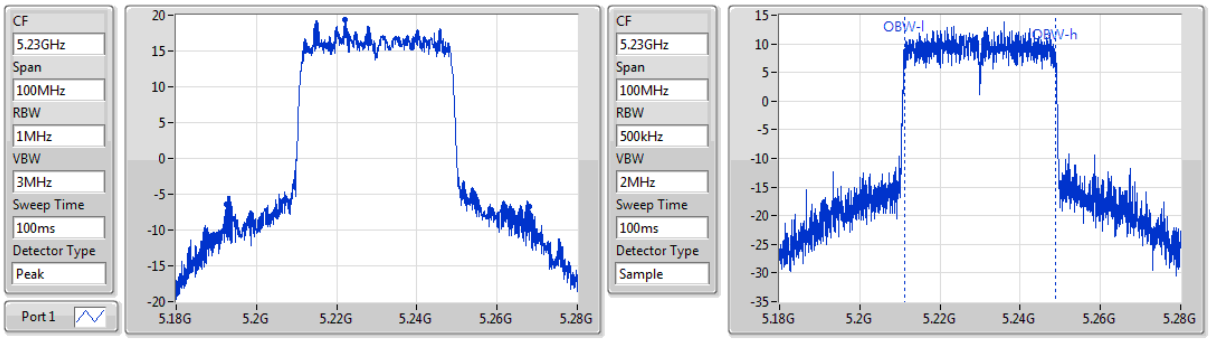

26dB(Hz)	Fl-26dB(Hz)	Fh-26dB(Hz)	OBW(Hz)	Fl-OBW(Hz)	Fh-OBW(Hz)	Limit(Hz)	Port
75.45M	5.19255G	5.268G	37.781M	5.211059G	5.248841G	Inf	1

802.11ax HEW40_Nss1,(MCS0)_1TX EBW

5755MHz

01/11/2018

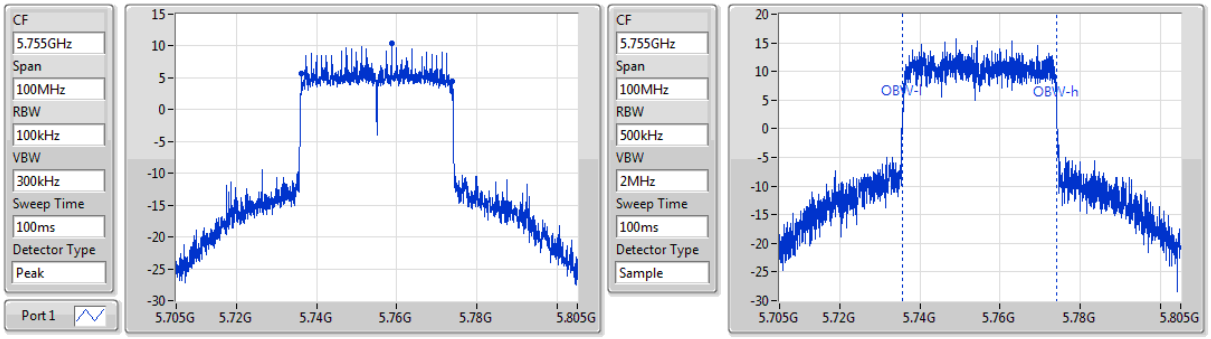

6dB(Hz)	Fl-6dB(Hz)	Fh-6dB(Hz)	OBW(Hz)	Fl-OBW(Hz)	Fh-OBW(Hz)	Limit(Hz)	Port
37.5M	5.7362G	5.7737G	38.431M	5.73571G	5.77414G	500k	1

802.11ax HEW40_Nss1,(MCS0)_1TX EBW

5795MHz

01/11/2018

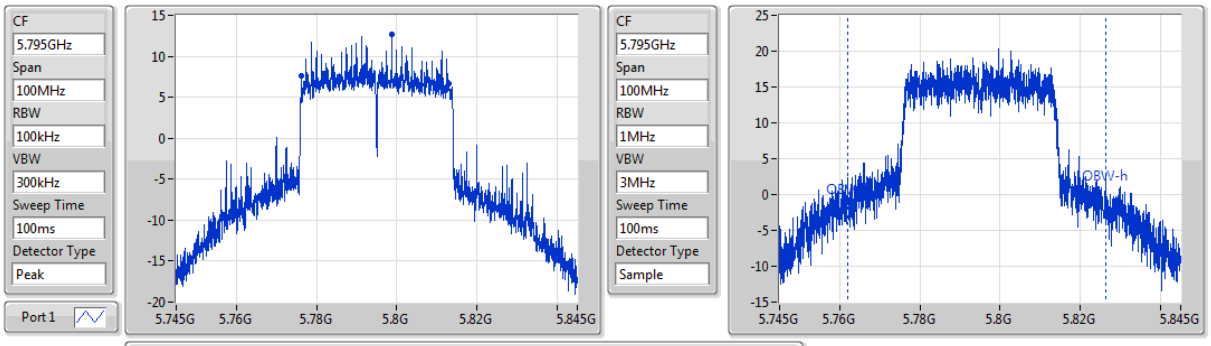

6dB(Hz)	Fl-6dB(Hz)	Fh-6dB(Hz)	OBW(Hz)	Fl-OBW(Hz)	Fh-OBW(Hz)	Limit(Hz)	Port
36.85M	5.77625G	5.8131G	64.418M	5.761867G	5.826284G	500k	1

802.11ax HEW80_Nss1,(MCS0)_1TX EBW

5210MHz

01/11/2018

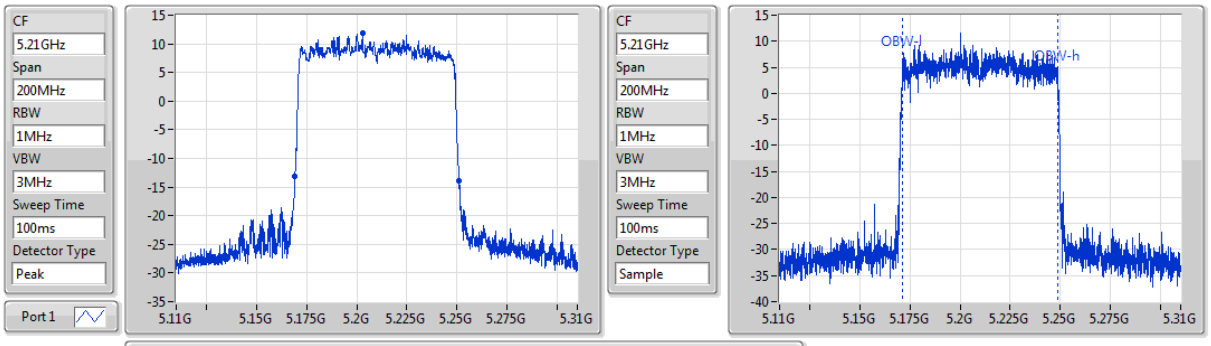

26dB(Hz)	Fl-26dB(Hz)	Fh-26dB(Hz)	OBW(Hz)	Fl-OBW(Hz)	Fh-OBW(Hz)	Limit(Hz)	Port
81.8M	5.1692G	5.251G	77.161M	5.171319G	5.248481G	Inf	1

802.11ax HEW80_Nss1,(MCS0)_1TX EBW

5775MHz

01/11/2018

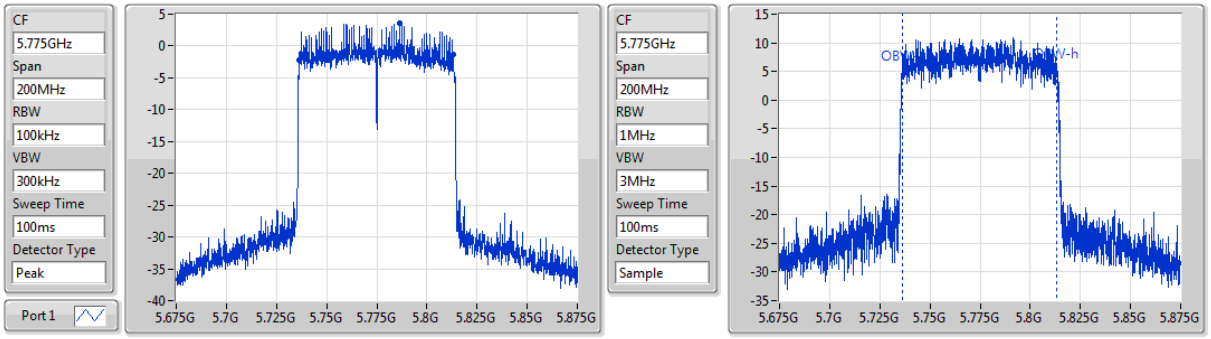

6dB(Hz)	Fl-6dB(Hz)	Fh-6dB(Hz)	OBW(Hz)	Fl-OBW(Hz)	Fh-OBW(Hz)	Limit(Hz)	Port
76.9M	5.7363G	5.8132G	77.161M	5.736219G	5.813381G	500k	1

Summary

Mode	Max-N dB (Hz)	Max-OBW (Hz)	ITU-Code	Min-N dB (Hz)	Min-OBW (Hz)
5.15-5.25GHz	-	-	-	-	-
802.11ax HEW20_Nss2,(MCS0)_2TX	46.5M	19.75M	19M7D1D	21.575M	19.025M
802.11ax HEW40_Nss2,(MCS0)_2TX	51.65M	37.9M	37M9D1D	40.95M	37.85M
802.11ax HEW80_Nss2,(MCS0)_2TX	82.2M	77.1M	77M1D1D	81.7M	77M
5.725-5.85GHz	-	-	-	-	-
802.11ax HEW20_Nss2,(MCS0)_2TX	18.825M	21.175M	21M2D1D	18.6M	19.175M
802.11ax HEW40_Nss2,(MCS0)_2TX	37.6M	44.3M	44M3D1D	36.7M	38.55M
802.11ax HEW80_Nss2,(MCS0)_2TX	76.9M	77.2M	77M2D1D	75.4M	77.1M

Max-N dB = Maximum 6dB down bandwidth for 5.725-5.85GHz band / Maximum 26dB down bandwidth for other band;
Max-OBW = Maximum 99% occupied bandwidth;
Min-N dB = Minimum 6dB down bandwidth for 5.725-5.85GHz band / Maximum 26dB down bandwidth for other band;
Min-OBW = Minimum 99% occupied bandwidth;

Result

Mode	Result	Limit (Hz)	Port 1-N dB (Hz)	Port 1-OBW (Hz)	Port 2-N dB (Hz)	Port 2-OBW (Hz)
802.11ax HEW20_Nss2,(MCS0)_2TX	-	-	-	-	-	-
5180MHz	Pass	Inf	21.9M	19.025M	21.575M	19.05M
5200MHz	Pass	Inf	41.975M	19.175M	44.4M	19.2M
5240MHz	Pass	Inf	46.5M	19.6M	45.175M	19.75M
5745MHz	Pass	500k	18.7M	19.35M	18.625M	19.325M
5785MHz	Pass	500k	18.825M	21.175M	18.6M	20.1M
5825MHz	Pass	500k	18.8M	19.25M	18.7M	19.175M
802.11ax HEW40_Nss2,(MCS0)_2TX	-	-	-	-	-	-
5190MHz	Pass	Inf	40.95M	37.85M	41.3M	37.85M
5230MHz	Pass	Inf	51.65M	37.9M	47.25M	37.9M
5755MHz	Pass	500k	36.7M	38.65M	37.6M	38.55M
5795MHz	Pass	500k	36.95M	44.3M	37.6M	41.95M
802.11ax HEW80_Nss2,(MCS0)_2TX	-	-	-	-	-	-
5210MHz	Pass	Inf	82.2M	77M	81.7M	77.1M
5775MHz	Pass	500k	76.9M	77.2M	75.4M	77.1M

Port X-N dB = Port **X** 6dB down bandwidth for 5.725-5.85GHz band / 26dB down bandwidth for other band
Port X-OBW = Port **X** 99% occupied bandwidth;

802.11ax HEW20_Nss2,(MCS0)_2TX EBW

5180MHz

01/11/2018

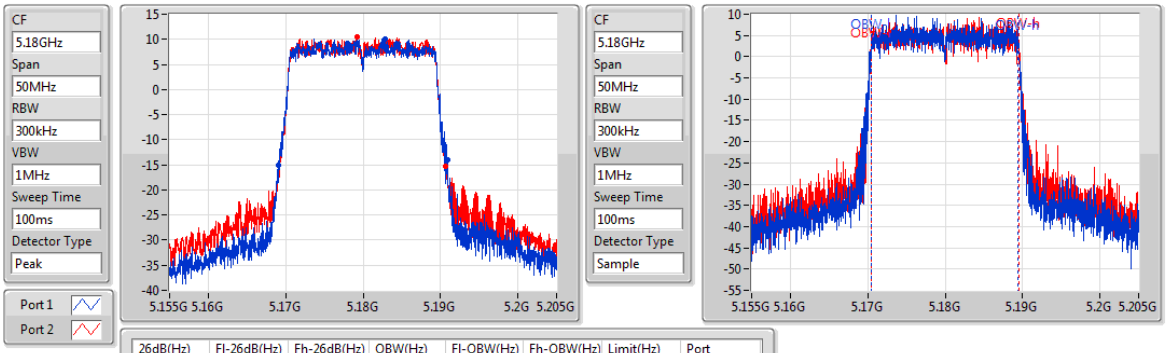

26dB(Hz)	Fl-26dB(Hz)	Fh-26dB(Hz)	OBW(Hz)	Fl-OBW(Hz)	Fh-OBW(Hz)	Limit(Hz)	Port
21.9M	5.169025G	5.190925G	19.025M	5.170425G	5.18945G	Inf	1
21.575M	5.169125G	5.1907G	19.05M	5.170425G	5.189475G	Inf	2

802.11ax HEW20_Nss2,(MCS0)_2TX EBW

5200MHz

01/11/2018

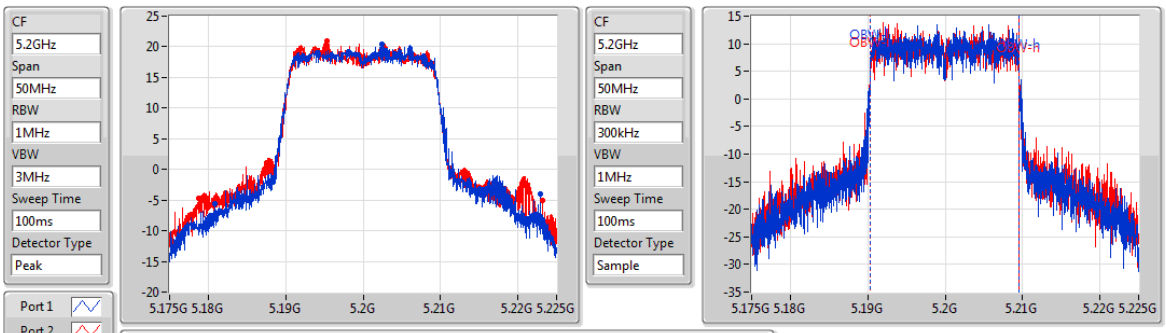

26dB(Hz)	Fl-26dB(Hz)	Fh-26dB(Hz)	OBW(Hz)	Fl-OBW(Hz)	Fh-OBW(Hz)	Limit(Hz)	Port
41.975M	5.1809G	5.222875G	19.175M	5.190375G	5.20955G	Inf	1
44.4M	5.178775G	5.223175G	19.2M	5.19035G	5.20955G	Inf	2

802.11ax HEW20_Nss2,(MCS0)_2TX EBW

5240MHz

01/11/2018

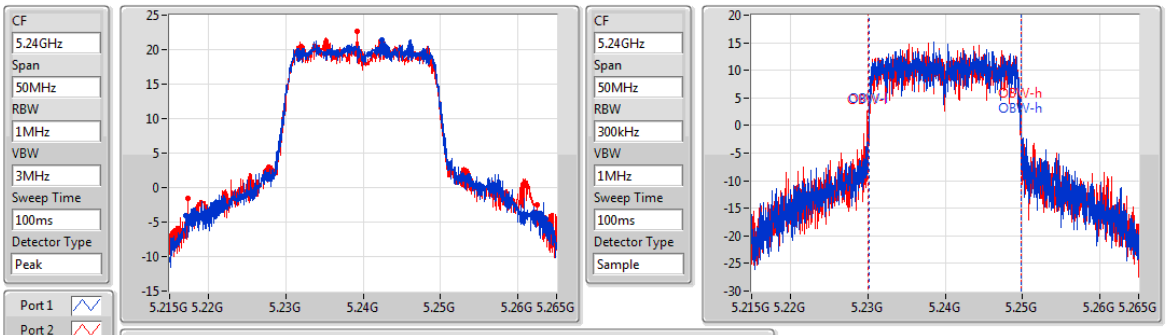

26dB(Hz)	Fl-26dB(Hz)	Fh-26dB(Hz)	OBW(Hz)	Fl-OBW(Hz)	Fh-OBW(Hz)	Limit(Hz)	Port
46.5M	5.217075G	5.263575G	19.6M	5.2302G	5.2498G	Inf	1
45.175M	5.217325G	5.2625G	19.75M	5.2301G	5.24985G	Inf	2

802.11ax HEW20_Nss2,(MCS0)_2TX EBW

5745MHz

01/11/2018

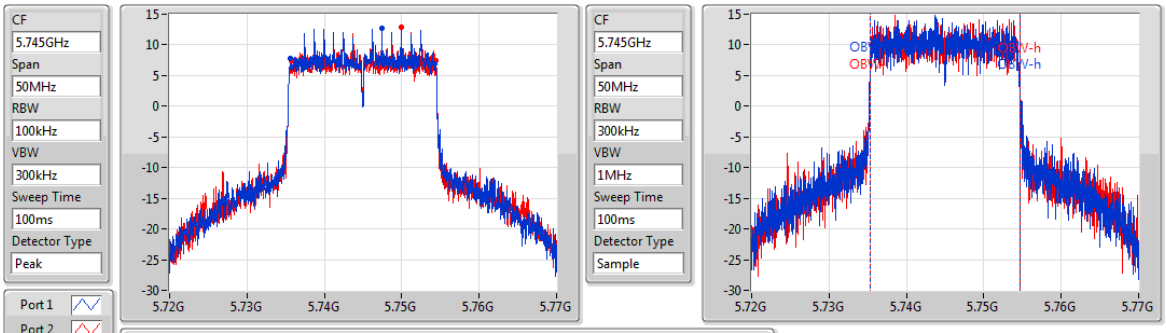

6dB(Hz)	Fl-6dB(Hz)	Fh-6dB(Hz)	OBW(Hz)	Fl-OBW(Hz)	Fh-OBW(Hz)	Limit(Hz)	Port
18.7M	5.735625G	5.754325G	19.35M	5.7353G	5.75465G	500k	1
18.625M	5.735725G	5.75435G	19.325M	5.7353G	5.754625G	500k	2

802.11ax HEW20_Nss2,(MCS0)_2TX EBW

5785MHz

01/11/2018

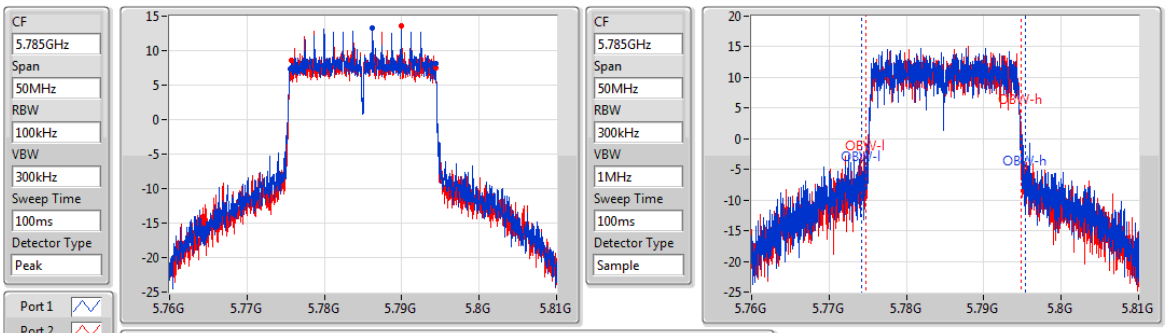

6dB(Hz)	Fl-6dB(Hz)	Fh-6dB(Hz)	OBW(Hz)	Fl-OBW(Hz)	Fh-OBW(Hz)	Limit(Hz)	Port
18.825M	5.77555G	5.794375G	21.175M	5.7742G	5.795375G	500k	1
18.6M	5.77575G	5.79435G	20.1M	5.774725G	5.794825G	500k	2

802.11ax HEW20_Nss2,(MCS0)_2TX EBW

5825MHz

01/11/2018

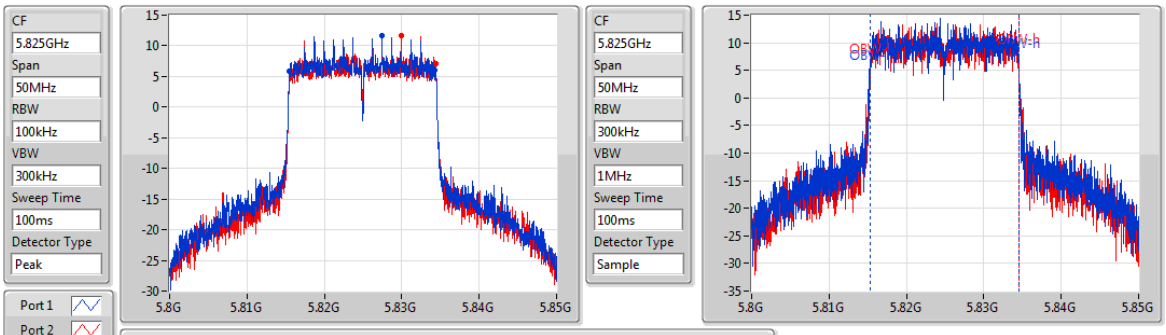

6dB(Hz)	Fl-6dB(Hz)	Fh-6dB(Hz)	OBW(Hz)	Fl-OBW(Hz)	Fh-OBW(Hz)	Limit(Hz)	Port
18.8M	5.8155G	5.8343G	19.25M	5.8153G	5.83455G	500k	1
18.7M	5.81565G	5.83435G	19.175M	5.81535G	5.834525G	500k	2

802.11ax HEW40_Nss2,(MCS0)_2TX EBW

5190MHz

01/11/2018

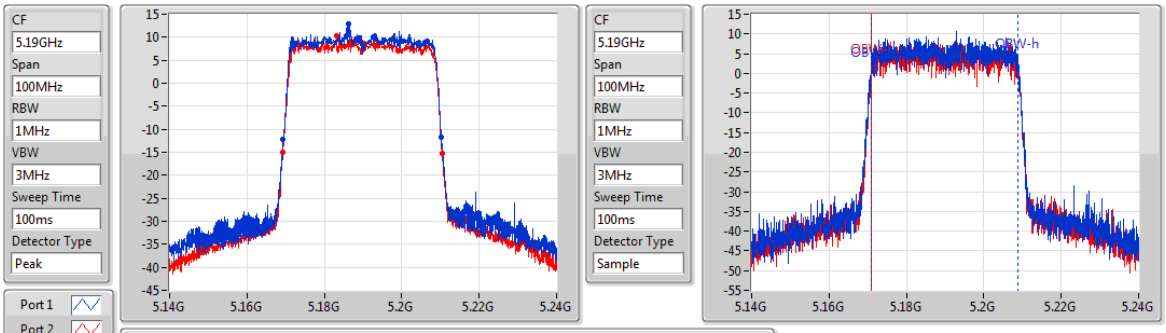

26dB(Hz)	Fl-26dB(Hz)	Fh-26dB(Hz)	OBW(Hz)	Fl-OBW(Hz)	Fh-OBW(Hz)	Limit(Hz)	Port
40.95M	5.1693G	5.21025G	37.85M	5.171G	5.20885G	Inf	1
41.3M	5.1692G	5.2105G	37.85M	5.17105G	5.2089G	Inf	2

802.11ax HEW40_Nss2,(MCS0)_2TX EBW

5230MHz

01/11/2018

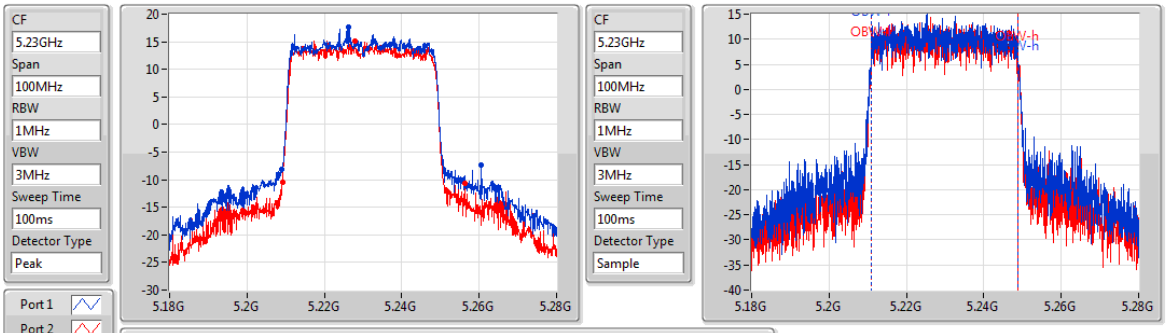

26dB(Hz)	Fl-26dB(Hz)	Fh-26dB(Hz)	OBW(Hz)	Fl-OBW(Hz)	Fh-OBW(Hz)	Limit(Hz)	Port
51.65M	5.20895G	5.2606G	37.9M	5.21095G	5.24885G	Inf	1
47.25M	5.20915G	5.2564G	37.9M	5.211G	5.2489G	Inf	2

802.11ax HEW40_Nss2,(MCS0)_2TX EBW

5755MHz

01/11/2018

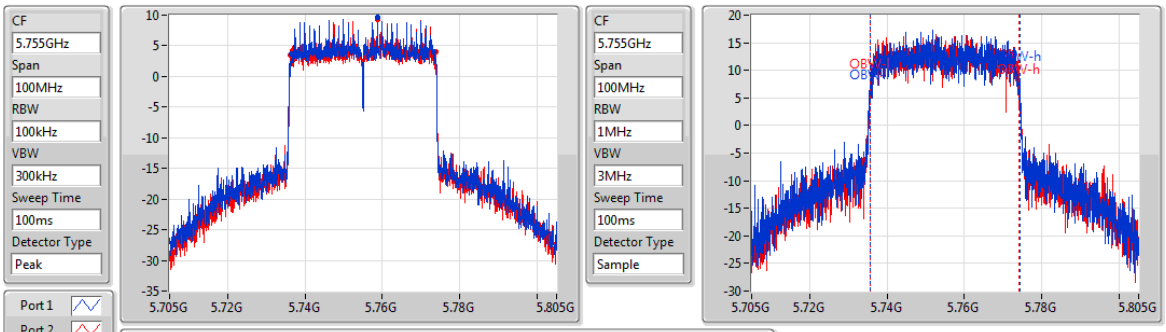

6dB(Hz)	Fl-6dB(Hz)	Fh-6dB(Hz)	OBW(Hz)	Fl-OBW(Hz)	Fh-OBW(Hz)	Limit(Hz)	Port
36.7M	5.73655G	5.77325G	38.65M	5.7356G	5.77425G	500k	1
37.6M	5.73615G	5.77375G	38.55M	5.73565G	5.7742G	500k	2

802.11ax HEW40_Nss2,(MCS0)_2TX EBW

5795MHz

01/11/2018

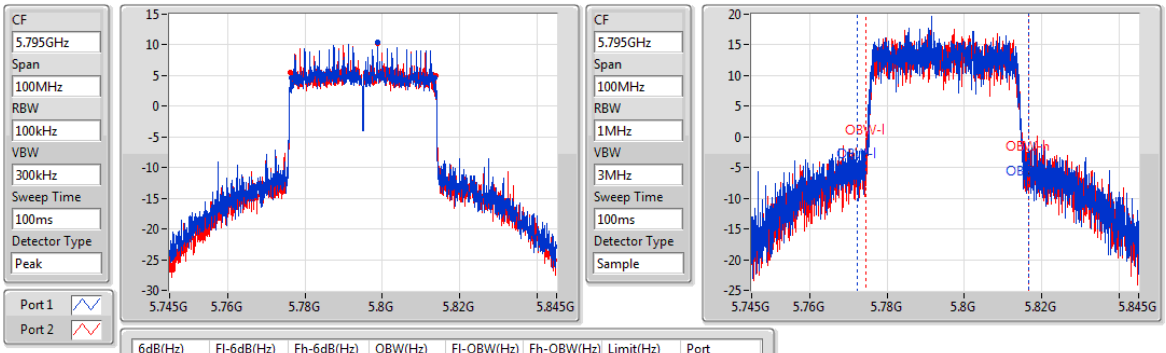

6dB(Hz)	Fl-6dB(Hz)	Fh-6dB(Hz)	OBW(Hz)	Fl-OBW(Hz)	Fh-OBW(Hz)	Limit(Hz)	Port
36.95M	5.7765G	5.81345G	44.3M	5.77235G	5.81665G	500k	1
37.6M	5.77615G	5.81375G	41.95M	5.7746G	5.81655G	500k	2

802.11ax HEW80_Nss2,(MCS0)_2TX EBW

5210MHz

01/11/2018

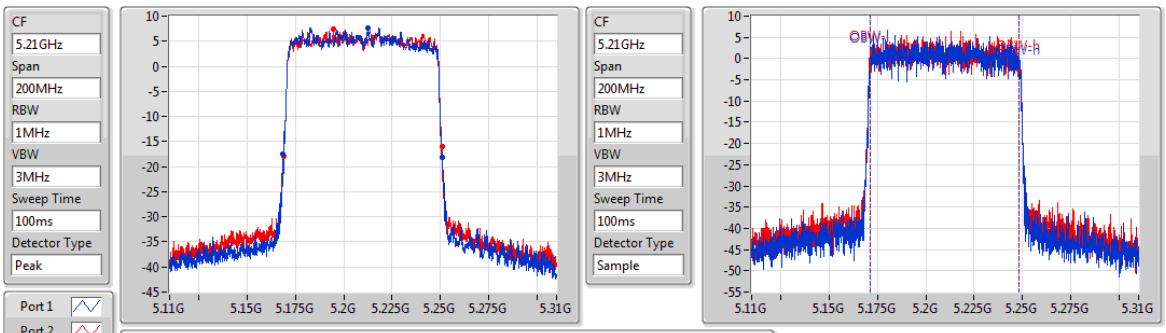

26dB(Hz)	Fl-26dB(Hz)	Fh-26dB(Hz)	OBW(Hz)	Fl-OBW(Hz)	Fh-OBW(Hz)	Limit(Hz)	Port
82.2M	5.1686G	5.2508G	77M	5.1714G	5.2484G	Inf	1
81.7M	5.169G	5.2507G	77.1M	5.1712G	5.2483G	Inf	2

802.11ax HEW80_Nss2,(MCS0)_2TX EBW

5775MHz

01/11/2018

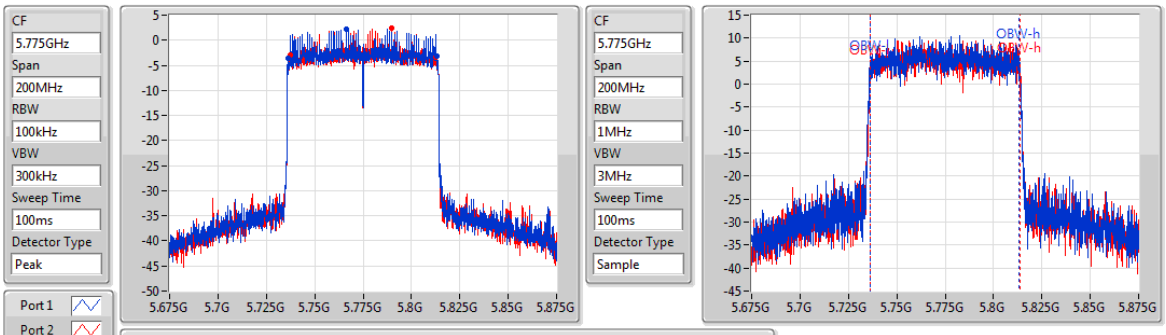

6dB(Hz)	Fl-6dB(Hz)	Fh-6dB(Hz)	OBW(Hz)	Fl-OBW(Hz)	Fh-OBW(Hz)	Limit(Hz)	Port
76.9M	5.7362G	5.8131G	77.2M	5.7362G	5.8134G	500k	1
75.4M	5.7372G	5.8126G	77.1M	5.7364G	5.8135G	500k	2

Summary

Mode	Max-N dB (Hz)	Max-OBW (Hz)	ITU-Code	Min-N dB (Hz)	Min-OBW (Hz)
5.15-5.25GHz	-	-	-	-	-
802.11a_Nss1,(6Mbps)_4TX	21.925M	16.592M	16M6D1D	21.5M	16.517M
5.725-5.85GHz	-	-	-	-	-
802.11a_Nss1,(6Mbps)_4TX	16.35M	23.563M	23M6D1D	15.675M	17.341M

Max-N dB = Maximum 6dB down bandwidth for 5.725-5.85GHz band / Maximum 26dB down bandwidth for other band;
Max-OBW = Maximum 99% occupied bandwidth;
Min-N dB = Minimum 6dB down bandwidth for 5.725-5.85GHz band / Maximum 26dB down bandwidth for other band;
Min-OBW = Minimum 99% occupied bandwidth;

Result

Mode	Result	Limit (Hz)	Port 1-N dB (Hz)	Port 1-OBW (Hz)	Port 2-N dB (Hz)	Port 2-OBW (Hz)	Port 3-N dB (Hz)	Port 3-OBW (Hz)	Port 4-N dB (Hz)	Port 4-OBW (Hz)
802.11a_Nss1,(6Mbps)_4TX	-	-	-	-	-	-	-	-	-	-
5180MHz	Pass	Inf	21.5M	16.567M	21.55M	16.592M	21.75M	16.567M	21.55M	16.517M
5200MHz	Pass	Inf	21.5M	16.567M	21.7M	16.592M	21.925M	16.592M	21.55M	16.517M
5240MHz	Pass	Inf	21.5M	16.567M	21.65M	16.592M	21.925M	16.592M	21.6M	16.542M
5745MHz	Pass	500k	16.3M	17.416M	16.325M	17.866M	16.3M	23.563M	16.35M	21.514M
5785MHz	Pass	500k	16.3M	18.016M	16.3M	17.741M	16.3M	21.264M	16.325M	20.69M
5825MHz	Pass	500k	16.325M	17.616M	16.325M	17.341M	15.675M	21.289M	16.325M	20.415M

Port X-N dB = Port **X** 6dB down bandwidth for 5.725-5.85GHz band / 26dB down bandwidth for other band
Port X-OBW = Port **X** 99% occupied bandwidth;

802.11a_Nss1,(6Mbps)_4TX EBW

5180MHz

01/11/2018

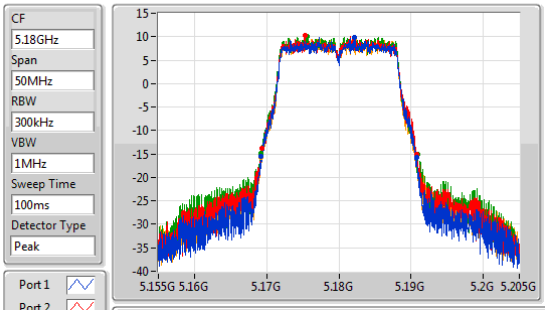

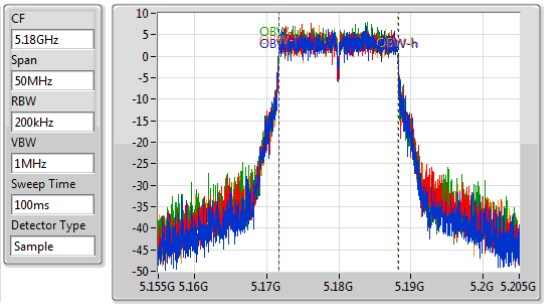

26dB(Hz)	Fl-26dB(Hz)	Fh-26dB(Hz)	OBW(Hz)	Fl-OBW(Hz)	Fh-OBW(Hz)	Limit(Hz)	Port
21.5M	5.169225G	5.190725G	16.567M	5.171654G	5.188221G	Inf	1
21.55M	5.1693G	5.19085G	16.592M	5.171654G	5.188246G	Inf	2
21.75M	5.169175G	5.190925G	16.567M	5.171654G	5.188221G	Inf	3
21.55M	5.169225G	5.190775G	16.517M	5.171679G	5.188196G	Inf	4

802.11a_Nss1,(6Mbps)_4TX EBW

5200MHz

01/11/2018

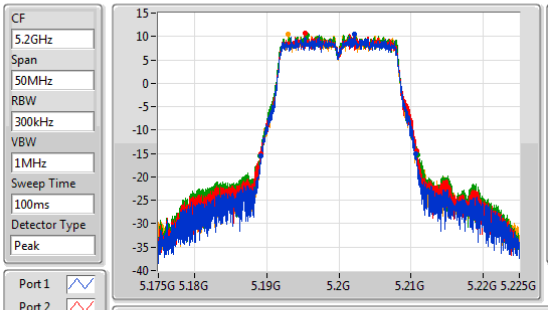

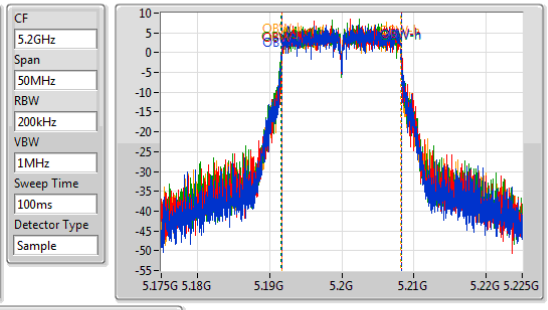

26dB(Hz)	Fl-26dB(Hz)	Fh-26dB(Hz)	OBW(Hz)	Fl-OBW(Hz)	Fh-OBW(Hz)	Limit(Hz)	Port
21.5M	5.1892G	5.2107G	16.567M	5.191679G	5.208246G	Inf	1
21.7M	5.18915G	5.21085G	16.592M	5.191679G	5.208271G	Inf	2
21.925M	5.189075G	5.211G	16.592M	5.191629G	5.208221G	Inf	3
21.55M	5.189225G	5.210775G	16.517M	5.191679G	5.208196G	Inf	4

802.11a_Nss1,(6Mbps)_4TX EBW

5240MHz

01/11/2018

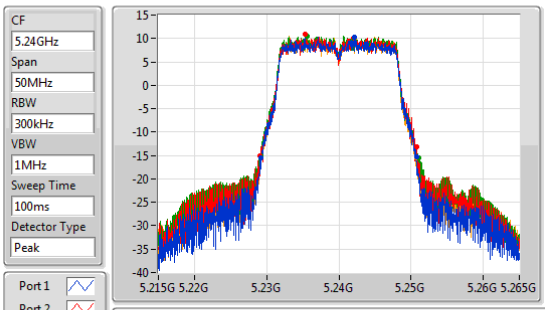

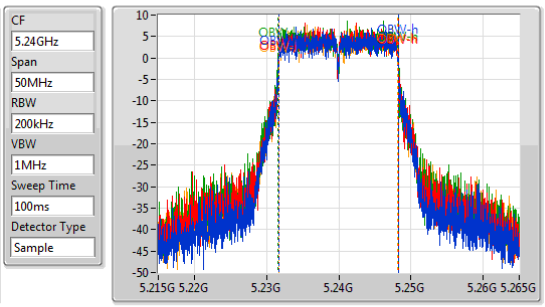

26dB(Hz)	Fl-26dB(Hz)	Fh-26dB(Hz)	OBW(Hz)	Fl-OBW(Hz)	Fh-OBW(Hz)	Limit(Hz)	Port
21.5M	5.22925G	5.25075G	16.567M	5.231654G	5.248221G	Inf	1
21.65M	5.2291G	5.25075G	16.592M	5.231654G	5.248246G	Inf	2
21.925M	5.22915G	5.251075G	16.592M	5.231629G	5.248221G	Inf	3
21.6M	5.229175G	5.250775G	16.542M	5.231654G	5.248196G	Inf	4

802.11a_Nss1,(6Mbps)_4TX — EBW

5745MHz

01/11/2018

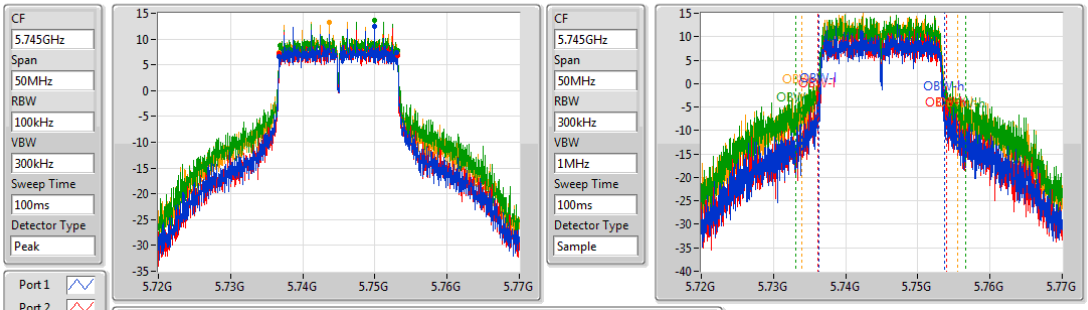

6dB(Hz)	Fl-6dB(Hz)	Fh-6dB(Hz)	OBW(Hz)	Fl-OBW(Hz)	Fh-OBW(Hz)	Limit(Hz)	Port
16.3M	5.736775G	5.753075G	17.416M	5.736229G	5.753646G	500k	1
16.325M	5.736775G	5.7531G	17.866M	5.736104G	5.753971G	500k	2
16.3M	5.7368G	5.7531G	23.563M	5.733106G	5.756669G	500k	3
16.35M	5.73675G	5.7531G	21.514M	5.733981G	5.755495G	500k	4

802.11a_Nss1,(6Mbps)_4TX — EBW

5785MHz

01/11/2018

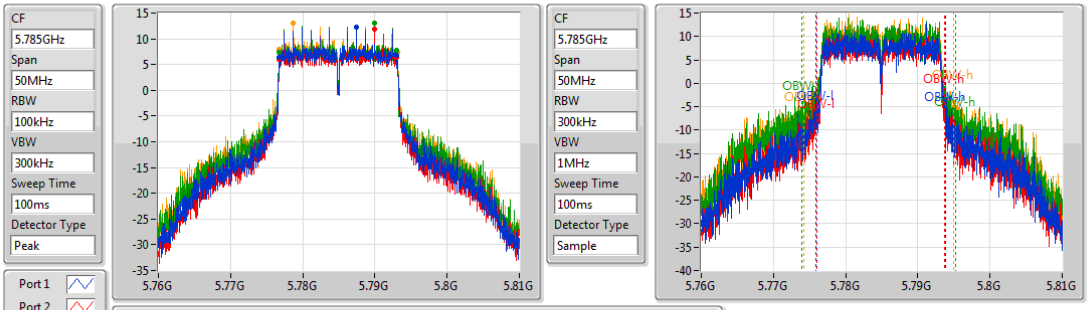

6dB(Hz)	Fl-6dB(Hz)	Fh-6dB(Hz)	OBW(Hz)	Fl-OBW(Hz)	Fh-OBW(Hz)	Limit(Hz)	Port
16.3M	5.776775G	5.793075G	18.016M	5.77588G	5.793896G	500k	1
16.3M	5.776775G	5.793075G	17.741M	5.776004G	5.793746G	500k	2
16.3M	5.776775G	5.793075G	21.264M	5.773956G	5.79522G	500k	3
16.325M	5.776775G	5.7931G	20.69M	5.774255G	5.794945G	500k	4

802.11a_Nss1,(6Mbps)_4TX — EBW

5825MHz

01/11/2018

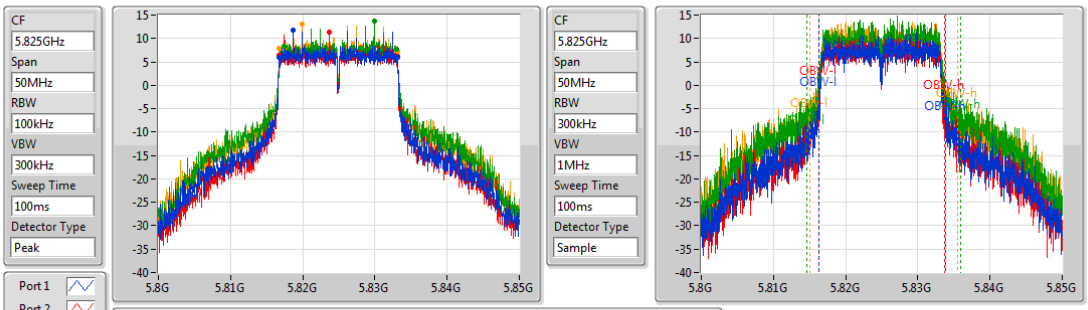

6dB(Hz)	Fl-6dB(Hz)	Fh-6dB(Hz)	OBW(Hz)	Fl-OBW(Hz)	Fh-OBW(Hz)	Limit(Hz)	Port
16.325M	5.816775G	5.8331G	17.616M	5.816229G	5.833846G	500k	1
16.325M	5.816775G	5.8331G	17.341M	5.816329G	5.833671G	500k	2
15.675M	5.8174G	5.833075G	21.289M	5.81468G	5.83597G	500k	3
16.325M	5.816775G	5.8331G	20.415M	5.81508G	5.835495G	500k	4

Summary

Mode	Max-N dB (Hz)	Max-OBW (Hz)	ITU-Code	Min-N dB (Hz)	Min-OBW (Hz)
5.15-5.25GHz	-	-	-	-	-
802.11ax HEW20_Nss1,(MCS0)_4TX	27.85M	19.075M	19M1D1D	21.425M	19M
802.11ax HEW40_Nss1,(MCS0)_4TX	42.25M	38M	38M0D1D	41.05M	37.85M
802.11ax HEW80_Nss1,(MCS0)_4TX	81.9M	77.2M	77M2D1D	81.6M	76.8M
5.725-5.85GHz	-	-	-	-	-
802.11ax HEW20_Nss1,(MCS0)_4TX	18.975M	27.075M	27M1D1D	18.475M	19.225M
802.11ax HEW40_Nss1,(MCS0)_4TX	37.6M	39.1M	39M1D1D	36.9M	37.95M
802.11ax HEW80_Nss1,(MCS0)_4TX	77.4M	77.2M	77M2D1D	76.8M	77M

Max-N dB = Maximum 6dB down bandwidth for 5.725-5.85GHz band / Maximum 26dB down bandwidth for other band;
Max-OBW = Maximum 99% occupied bandwidth;
Min-N dB = Minimum 6dB down bandwidth for 5.725-5.85GHz band / Maximum 26dB down bandwidth for other band;
Min-OBW = Minimum 99% occupied bandwidth;

Result

Mode	Result	Limit (Hz)	Port 1-N dB (Hz)	Port 1-OBW (Hz)	Port 2-N dB (Hz)	Port 2-OBW (Hz)	Port 3-N dB (Hz)	Port 3-OBW (Hz)	Port 4-N dB (Hz)	Port 4-OBW (Hz)
802.11ax HEW20_Nss1,(MCS0)_4TX	-	-	-	-	-	-	-	-	-	-
5180MHz	Pass	Inf	21.65M	19M	21.65M	19M	21.8M	19.075M	21.425M	19.05M
5200MHz	Pass	Inf	24.5M	19.025M	24.25M	19.025M	27.85M	19.075M	23.375M	19.075M
5240MHz	Pass	Inf	25.05M	19.025M	25.125M	19.05M	25.275M	19.025M	24.325M	19.025M
5745MHz	Pass	500k	18.65M	19.575M	18.775M	19.525M	18.775M	25.3M	18.775M	22.95M
5785MHz	Pass	500k	18.475M	19.75M	18.95M	19.5M	18.725M	27.075M	18.8M	25.675M
5825MHz	Pass	500k	18.8M	19.25M	18.9M	19.225M	18.975M	19.675M	18.925M	19.5M
802.11ax HEW40_Nss1,(MCS0)_4TX	-	-	-	-	-	-	-	-	-	-
5190MHz	Pass	Inf	41.1M	37.95M	41.35M	37.85M	41.05M	37.85M	41.15M	37.9M
5230MHz	Pass	Inf	41.85M	38M	41.35M	37.85M	42.25M	37.85M	41.6M	37.9M
5755MHz	Pass	500k	37M	38M	36.9M	38.05M	37.4M	38.2M	37.05M	37.95M
5795MHz	Pass	500k	37.5M	38.95M	37.6M	38.7M	37.6M	39.1M	37.25M	38.45M
802.11ax HEW80_Nss1,(MCS0)_4TX	-	-	-	-	-	-	-	-	-	-
5210MHz	Pass	Inf	81.9M	77.2M	81.6M	77M	81.9M	76.8M	81.9M	77M
5775MHz	Pass	500k	76.8M	77.1M	77.4M	77M	77.4M	77.2M	76.8M	77.1M

Port X-N dB = Port **X** 6dB down bandwidth for 5.725-5.85GHz band / 26dB down bandwidth for other band
Port X-OBW = Port **X** 99% occupied bandwidth;

802.11ax HEW20_Nss1,(MCS0)_4TX EBW

5180MHz

31/10/2018

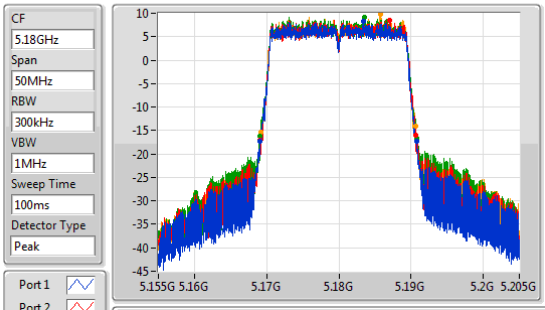

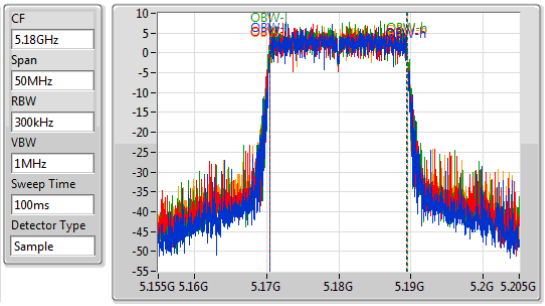

26dB(Hz)	Fl-26dB(Hz)	Fh-26dB(Hz)	OBW(Hz)	Fl-OBW(Hz)	Fh-OBW(Hz)	Limit(Hz)	Port
21.65M	5.169075G	5.190725G	19M	5.17045G	5.18945G	Inf	1
21.65M	5.169025G	5.190675G	19M	5.170425G	5.189425G	Inf	2
21.8M	5.16905G	5.19085G	19.075M	5.1704G	5.189475G	Inf	3
21.425M	5.16925G	5.190675G	19.05M	5.170425G	5.189475G	Inf	4

802.11ax HEW20_Nss1,(MCS0)_4TX EBW

5200MHz

31/10/2018

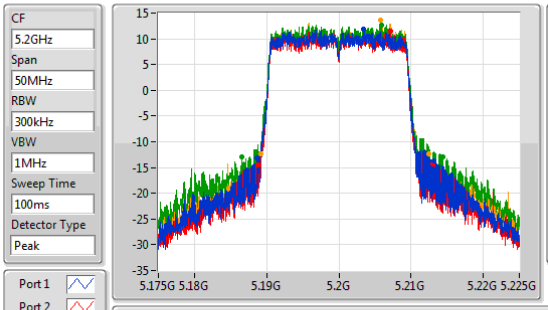

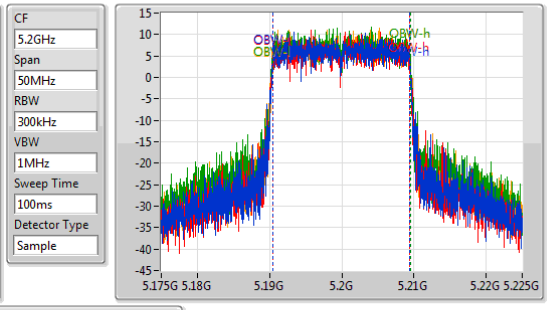

26dB(Hz)	Fl-26dB(Hz)	Fh-26dB(Hz)	OBW(Hz)	Fl-OBW(Hz)	Fh-OBW(Hz)	Limit(Hz)	Port
24.5M	5.18865G	5.21315G	19.025M	5.190425G	5.20945G	Inf	1
24.25M	5.188725G	5.212975G	19.025M	5.190425G	5.20945G	Inf	2
27.85M	5.1865G	5.21435G	19.075M	5.1904G	5.209475G	Inf	3
23.375M	5.18915G	5.212525G	19.075M	5.1904G	5.209475G	Inf	4

802.11ax HEW20_Nss1,(MCS0)_4TX EBW

5240MHz

31/10/2018

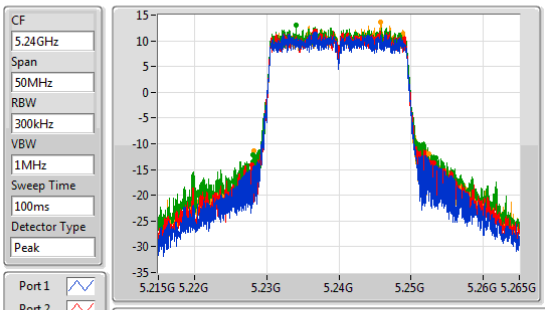

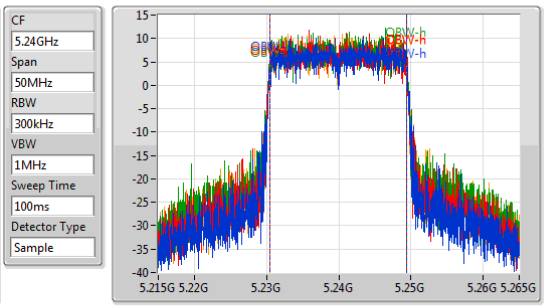

26dB(Hz)	Fl-26dB(Hz)	Fh-26dB(Hz)	OBW(Hz)	Fl-OBW(Hz)	Fh-OBW(Hz)	Limit(Hz)	Port
25.05M	5.2284G	5.25345G	19.025M	5.230425G	5.24945G	Inf	1
25.125M	5.228G	5.253125G	19.05M	5.2304G	5.24945G	Inf	2
25.275M	5.2281G	5.253375G	19.025M	5.230425G	5.24945G	Inf	3
24.325M	5.228175G	5.2525G	19.025M	5.2304G	5.249425G	Inf	4

802.11ax HEW20_Nss1,(MCS0)_4TX EBW

5745MHz

31/10/2018

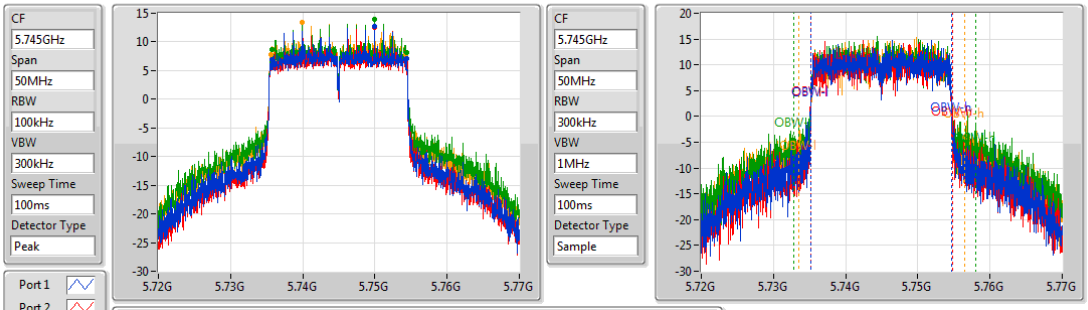

6dB(Hz)	Fl-6dB(Hz)	Fh-6dB(Hz)	OBW(Hz)	Fl-OBW(Hz)	Fh-OBW(Hz)	Limit(Hz)	Port
18.65M	5.7357G	5.75435G	19.575M	5.735125G	5.7547G	500k	1
18.775M	5.735675G	5.75445G	19.525M	5.735225G	5.75475G	500k	2
18.775M	5.735675G	5.75445G	25.3M	5.732775G	5.758075G	500k	3
18.775M	5.73555G	5.754325G	22.95M	5.733525G	5.756475G	500k	4

802.11ax HEW20_Nss1,(MCS0)_4TX EBW

5785MHz

31/10/2018

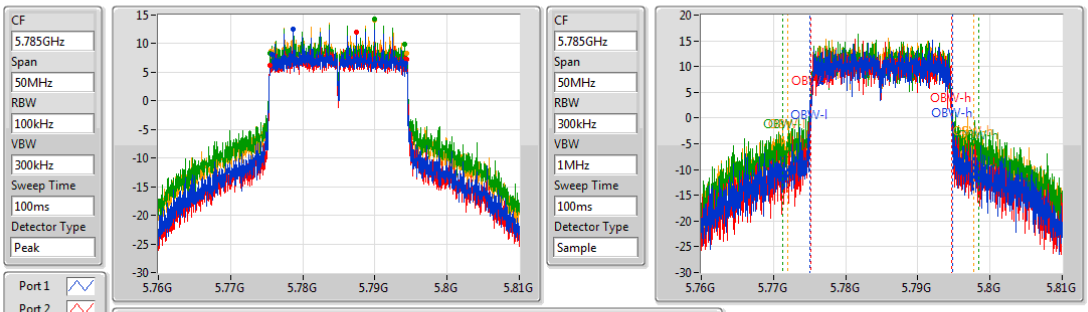

6dB(Hz)	Fl-6dB(Hz)	Fh-6dB(Hz)	OBW(Hz)	Fl-OBW(Hz)	Fh-OBW(Hz)	Limit(Hz)	Port
18.475M	5.775725G	5.7942G	19.75M	5.775G	5.79475G	500k	1
18.95M	5.775425G	5.794375G	19.5M	5.775175G	5.794675G	500k	2
18.725M	5.77545G	5.794175G	27.075M	5.7713G	5.798375G	500k	3
18.8M	5.775575G	5.794375G	25.675M	5.772G	5.797675G	500k	4

802.11ax HEW20_Nss1,(MCS0)_4TX EBW

5825MHz

31/10/2018

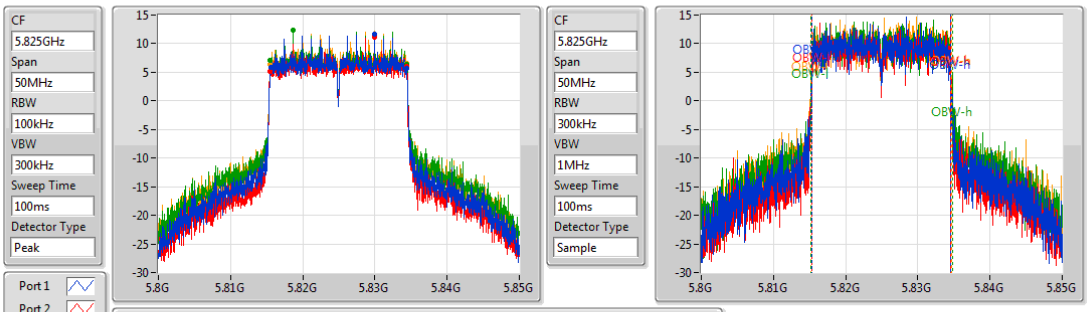

6dB(Hz)	Fl-6dB(Hz)	Fh-6dB(Hz)	OBW(Hz)	Fl-OBW(Hz)	Fh-OBW(Hz)	Limit(Hz)	Port
18.8M	5.8156G	5.8344G	19.25M	5.815325G	5.834575G	500k	1
18.9M	5.815475G	5.834375G	19.225M	5.815325G	5.83455G	500k	2
18.975M	5.815425G	5.8344G	19.675M	5.8152G	5.834875G	500k	3
18.925M	5.815525G	5.83445G	19.5M	5.815175G	5.834675G	500k	4

802.11ax HEW40_Nss1,(MCS0)_4TX EBW

5190MHz

31/10/2018

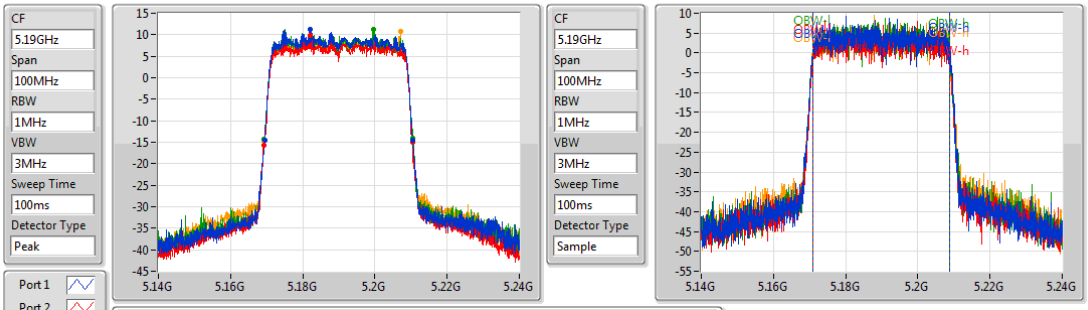

26dB(Hz)	Fl-26dB(Hz)	Fh-26dB(Hz)	OBW(Hz)	Fl-OBW(Hz)	Fh-OBW(Hz)	Limit(Hz)	Port
41.1M	5.1694G	5.2105G	37.95M	5.17095G	5.2089G	Inf	1
41.35M	5.16915G	5.2105G	37.85M	5.17095G	5.2088G	Inf	2
41.05M	5.16935G	5.2104G	37.85M	5.17095G	5.2088G	Inf	3
41.15M	5.16935G	5.2105G	37.9M	5.17095G	5.20885G	Inf	4

802.11ax HEW40_Nss1,(MCS0)_4TX EBW

5230MHz

31/10/2018

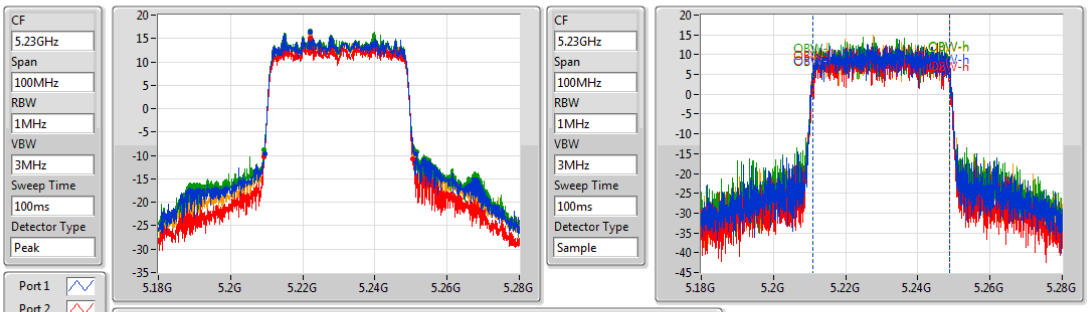

26dB(Hz)	Fl-26dB(Hz)	Fh-26dB(Hz)	OBW(Hz)	Fl-OBW(Hz)	Fh-OBW(Hz)	Limit(Hz)	Port
41.85M	5.2094G	5.25125G	38M	5.2109G	5.2489G	Inf	1
41.35M	5.2092G	5.25055G	37.85M	5.211G	5.24885G	Inf	2
42.25M	5.20935G	5.2516G	37.85M	5.21095G	5.2488G	Inf	3
41.6M	5.2093G	5.2509G	37.9M	5.21095G	5.24885G	Inf	4

802.11ax HEW40_Nss1,(MCS0)_4TX EBW

5755MHz

31/10/2018

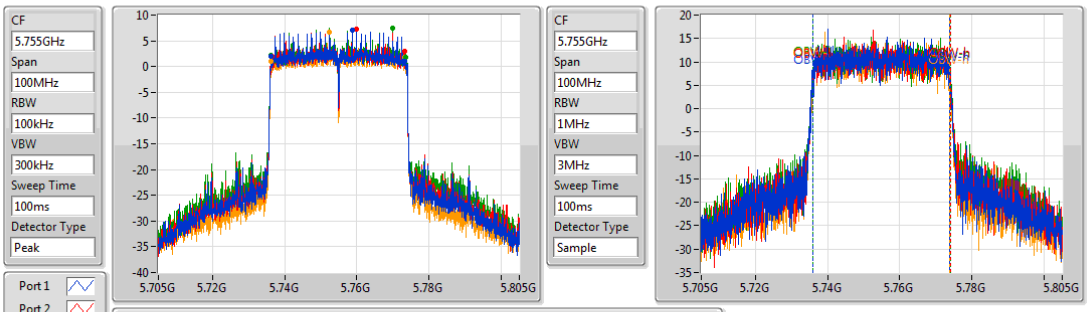

6dB(Hz)	Fl-6dB(Hz)	Fh-6dB(Hz)	OBW(Hz)	Fl-OBW(Hz)	Fh-OBW(Hz)	Limit(Hz)	Port
37M	5.7362G	5.7732G	38M	5.7359G	5.7739G	500k	1
36.9M	5.73645G	5.77335G	38.05M	5.7359G	5.77395G	500k	2
37.4M	5.73625G	5.77365G	38.2M	5.73585G	5.77405G	500k	3
37.05M	5.7363G	5.77335G	37.95M	5.73595G	5.7739G	500k	4

802.11ax HEW40_Nss1,(MCS0)_4TX EBW

5795MHz

31/10/2018

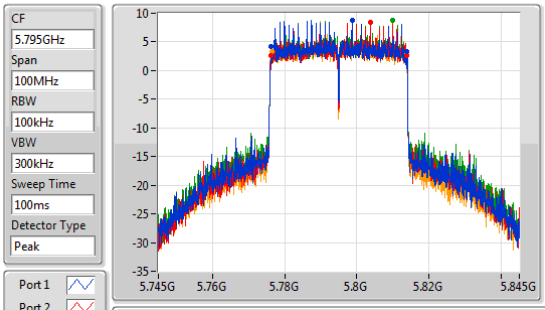

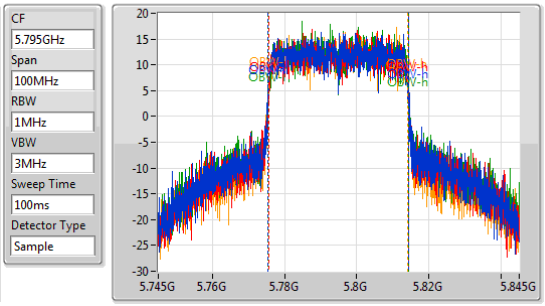

6dB(Hz)	Fl-6dB(Hz)	Fh-6dB(Hz)	OBW(Hz)	Fl-OBW(Hz)	Fh-OBW(Hz)	Limit(Hz)	Port
37.5M	5.7762G	5.8137G	38.95M	5.77545G	5.8144G	500k	1
37.6M	5.7761G	5.8137G	38.7M	5.77555G	5.81425G	500k	2
37.6M	5.7762G	5.8138G	39.1M	5.77535G	5.81445G	500k	3
37.25M	5.77645G	5.8137G	38.45M	5.77565G	5.8141G	500k	4

802.11ax HEW80_Nss1,(MCS0)_4TX EBW

5210MHz

31/10/2018

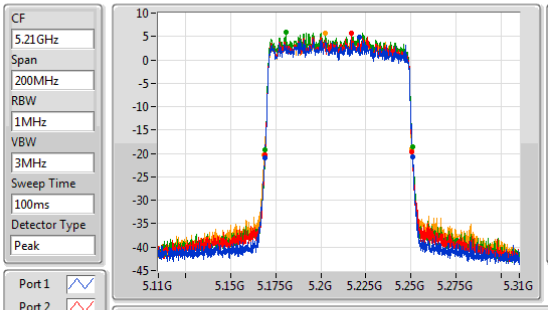

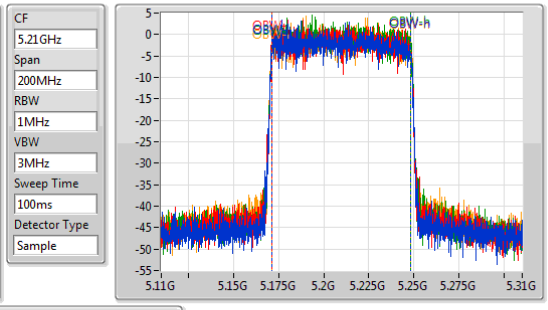

26dB(Hz)	Fl-26dB(Hz)	Fh-26dB(Hz)	OBW(Hz)	Fl-OBW(Hz)	Fh-OBW(Hz)	Limit(Hz)	Port
81.9M	5.169G	5.2509G	77.2M	5.1712G	5.2484G	Inf	1
81.6M	5.169G	5.2506G	77M	5.1713G	5.2483G	Inf	2
81.9M	5.1691G	5.251G	76.8M	5.1714G	5.2482G	Inf	3
81.9M	5.1687G	5.2506G	77M	5.1714G	5.2484G	Inf	4

802.11ax HEW80_Nss1,(MCS0)_4TX EBW

5775MHz

31/10/2018

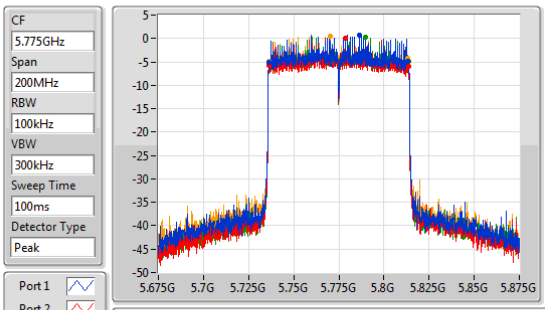

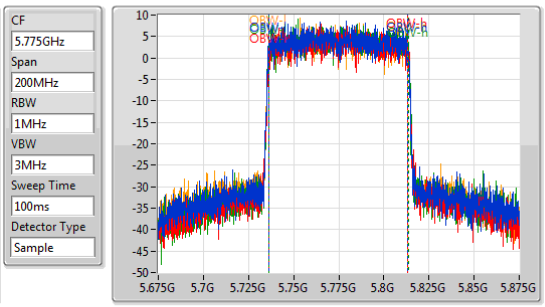

6dB(Hz)	Fl-6dB(Hz)	Fh-6dB(Hz)	OBW(Hz)	Fl-OBW(Hz)	Fh-OBW(Hz)	Limit(Hz)	Port
76.8M	5.7363G	5.8131G	77.1M	5.7363G	5.8134G	500k	1
77.4M	5.7363G	5.8137G	77M	5.7364G	5.8134G	500k	2
77.4M	5.7363G	5.8137G	77.2M	5.7363G	5.8135G	500k	3
76.8M	5.7363G	5.8131G	77.1M	5.7361G	5.8132G	500k	4

Summary

Mode	Max-N dB (Hz)	Max-OBW (Hz)	ITU-Code	Min-N dB (Hz)	Min-OBW (Hz)
5.15-5.25GHz	-	-	-	-	-
802.11ax HEW20-BF_Nss1,(MCS0)_4TX	24.275M	18.991M	19M0D1D	21.25M	18.941M
802.11ax HEW40-BF_Nss1,(MCS0)_4TX	40.25M	37.631M	37M6D1D	39.9M	37.531M
802.11ax HEW80-BF_Nss1,(MCS0)_4TX	81.8M	76.962M	77M0D1D	81.1M	76.862M
5.725-5.85GHz	-	-	-	-	-
802.11ax HEW20-BF_Nss1,(MCS0)_4TX	19.075M	18.991M	19M0D1D	18.925M	18.941M
802.11ax HEW40-BF_Nss1,(MCS0)_4TX	37.5M	37.631M	37M6D1D	36.8M	37.581M
802.11ax HEW80-BF_Nss1,(MCS0)_4TX	77.5M	77.161M	77M2D1D	76.7M	76.962M

Max-N dB = Maximum 6dB down bandwidth for 5.725-5.85GHz band / Maximum 26dB down bandwidth for other band;
Max-OBW = Maximum 99% occupied bandwidth;
Min-N dB = Minimum 6dB down bandwidth for 5.725-5.85GHz band / Maximum 26dB down bandwidth for other band;
Min-OBW = Minimum 99% occupied bandwidth;

Result

Mode	Result	Limit (Hz)	Port 1-N dB (Hz)	Port 1-OBW (Hz)	Port 2-N dB (Hz)	Port 2-OBW (Hz)	Port 3-N dB (Hz)	Port 3-OBW (Hz)	Port 4-N dB (Hz)	Port 4-OBW (Hz)
802.11ax HEW20-BF_Nss1,(MCS0)_4TX	-	-	-	-	-	-	-	-	-	-
5180MHz	Pass	Inf	21.7M	18.941M	21.675M	18.991M	23M	18.966M	21.25M	18.991M
5200MHz	Pass	Inf	23.125M	18.966M	22.95M	18.966M	24.275M	18.991M	21.45M	18.991M
5240MHz	Pass	Inf	23.325M	18.941M	23.05M	18.966M	23.775M	18.941M	21.425M	18.966M
5745MHz	Pass	500k	18.95M	18.991M	19M	18.966M	19.025M	18.966M	19M	18.966M
5785MHz	Pass	500k	18.925M	18.991M	19.05M	18.991M	18.95M	18.991M	19.075M	18.966M
5825MHz	Pass	500k	18.975M	18.941M	18.975M	18.991M	18.975M	18.991M	19.075M	18.966M
802.11ax HEW40-BF_Nss1,(MCS0)_4TX	-	-	-	-	-	-	-	-	-	-
5190MHz	Pass	Inf	39.9M	37.531M	40.05M	37.531M	40.1M	37.581M	40.15M	37.581M
5230MHz	Pass	Inf	39.95M	37.581M	40.1M	37.631M	40.25M	37.531M	40.2M	37.581M
5755MHz	Pass	500k	37.25M	37.631M	36.8M	37.581M	37.2M	37.581M	37.4M	37.581M
5795MHz	Pass	500k	37.5M	37.581M	37.25M	37.581M	37.4M	37.581M	37.35M	37.581M
802.11ax HEW80-BF_Nss1,(MCS0)_4TX	-	-	-	-	-	-	-	-	-	-
5210MHz	Pass	Inf	81.6M	76.962M	81.3M	76.962M	81.1M	76.862M	81.8M	76.962M
5775MHz	Pass	500k	76.7M	76.962M	77.5M	76.962M	77M	76.962M	77.2M	77.161M

Port X-N dB = Port **X** 6dB down bandwidth for 5.725-5.85GHz band / 26dB down bandwidth for other band
Port X-OBW = Port **X** 99% occupied bandwidth;

802.11ax HEW20-BF_Nss1,(MCS0)_4TX EBW

5180MHz

15/11/2018

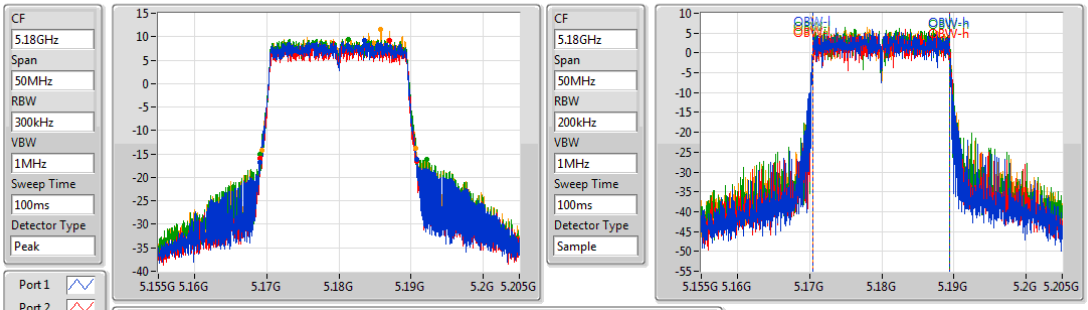

26dB(Hz)	Fl-26dB(Hz)	Fh-26dB(Hz)	OBW(Hz)	Fl-OBW(Hz)	Fh-OBW(Hz)	Limit(Hz)	Port
21.7M	5.169025G	5.190725G	18.941M	5.170455G	5.189395G	Inf	1
21.675M	5.169125G	5.1908G	18.991M	5.170455G	5.189445G	Inf	2
23M	5.169125G	5.192125G	18.966M	5.17048G	5.189445G	Inf	3
21.25M	5.16935G	5.1906G	18.991M	5.170455G	5.189445G	Inf	4

802.11ax HEW20-BF_Nss1,(MCS0)_4TX EBW

5200MHz

15/11/2018

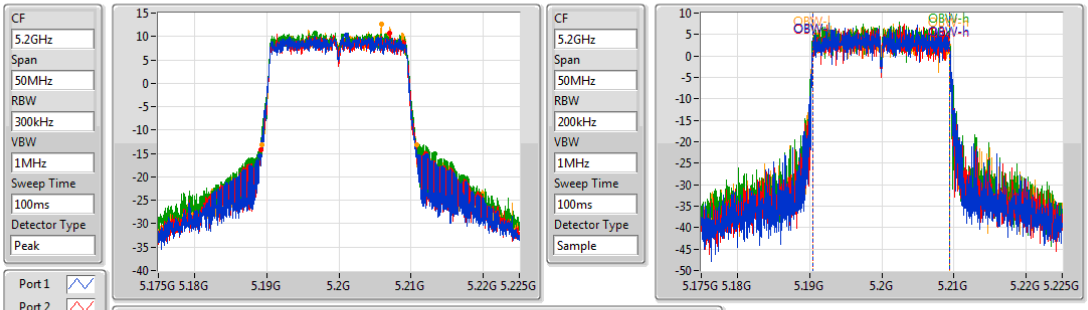

26dB(Hz)	Fl-26dB(Hz)	Fh-26dB(Hz)	OBW(Hz)	Fl-OBW(Hz)	Fh-OBW(Hz)	Limit(Hz)	Port
23.125M	5.18905G	5.212175G	18.966M	5.190455G	5.20942G	Inf	1
22.95M	5.18915G	5.2121G	18.966M	5.190455G	5.20942G	Inf	2
24.275M	5.189075G	5.21335G	18.991M	5.19043G	5.20942G	Inf	3
21.45M	5.18935G	5.2108G	18.991M	5.190455G	5.209445G	Inf	4

802.11ax HEW20-BF_Nss1,(MCS0)_4TX EBW

5240MHz

15/11/2018

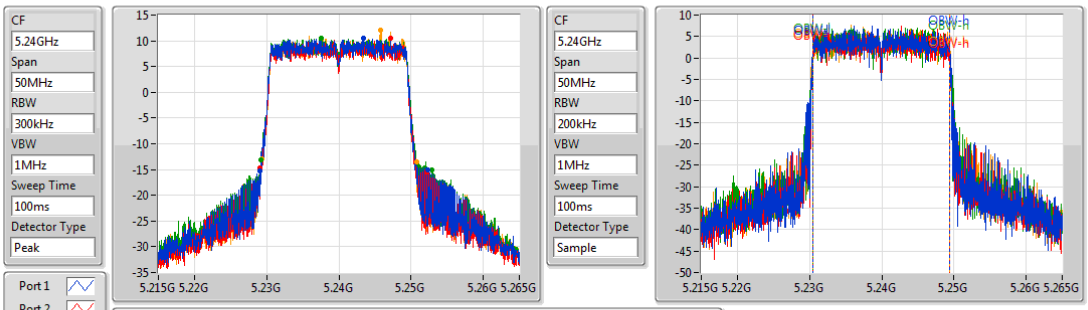

26dB(Hz)	Fl-26dB(Hz)	Fh-26dB(Hz)	OBW(Hz)	Fl-OBW(Hz)	Fh-OBW(Hz)	Limit(Hz)	Port
23.325M	5.22905G	5.252375G	18.941M	5.23048G	5.24942G	Inf	1
23.05M	5.229125G	5.252175G	18.966M	5.230455G	5.24942G	Inf	2
23.775M	5.229175G	5.25295G	18.941M	5.23048G	5.24942G	Inf	3
21.425M	5.229325G	5.25075G	18.966M	5.230455G	5.24942G	Inf	4

802.11ax HEW20-BF_Nss1,(MCS0)_4TX EBW

5745MHz

15/11/2018

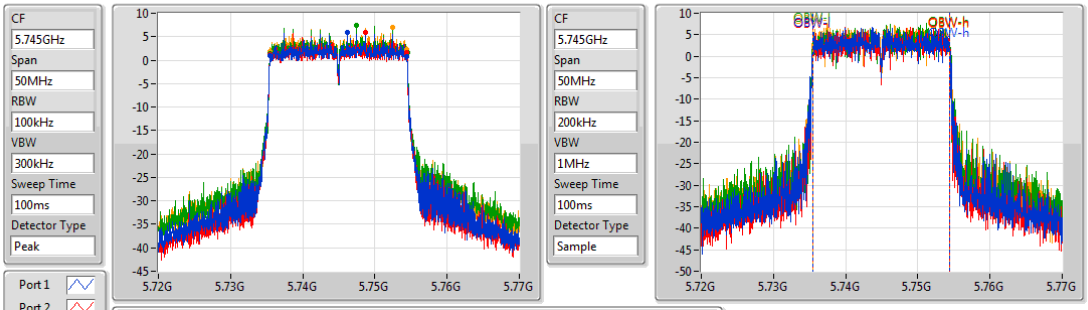

6dB(Hz)	Fl-6dB(Hz)	Fh-6dB(Hz)	OBW(Hz)	Fl-OBW(Hz)	Fh-OBW(Hz)	Limit(Hz)	Port
18.95M	5.735475G	5.754425G	18.991M	5.73543G	5.75442G	500k	1
19M	5.73545G	5.75445G	18.966M	5.735455G	5.75442G	500k	2
19.025M	5.73545G	5.754475G	18.966M	5.735455G	5.75442G	500k	3
19M	5.73545G	5.75445G	18.966M	5.73543G	5.754395G	500k	4

802.11ax HEW20-BF_Nss1,(MCS0)_4TX EBW

5785MHz

15/11/2018

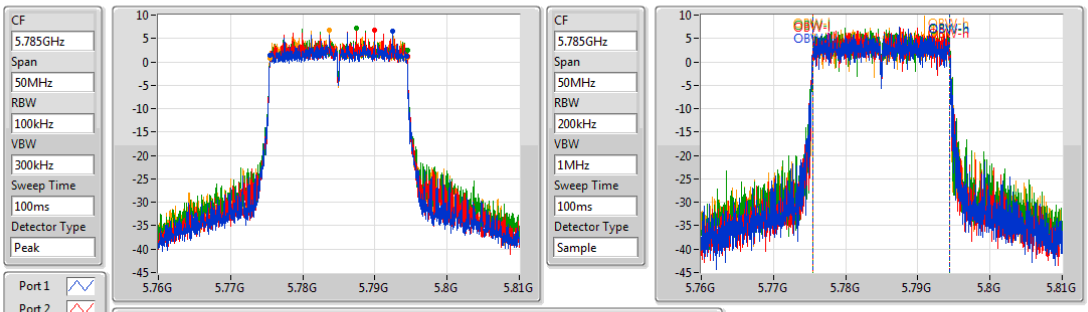

6dB(Hz)	Fl-6dB(Hz)	Fh-6dB(Hz)	OBW(Hz)	Fl-OBW(Hz)	Fh-OBW(Hz)	Limit(Hz)	Port
18.925M	5.775475G	5.7944G	18.991M	5.77543G	5.79442G	500k	1
19.05M	5.775425G	5.794475G	18.991M	5.77543G	5.79442G	500k	2
18.95M	5.775525G	5.794475G	18.991M	5.775455G	5.794445G	500k	3
19.075M	5.7754G	5.794475G	18.966M	5.775455G	5.79442G	500k	4

802.11ax HEW20-BF_Nss1,(MCS0)_4TX EBW

5825MHz

15/11/2018

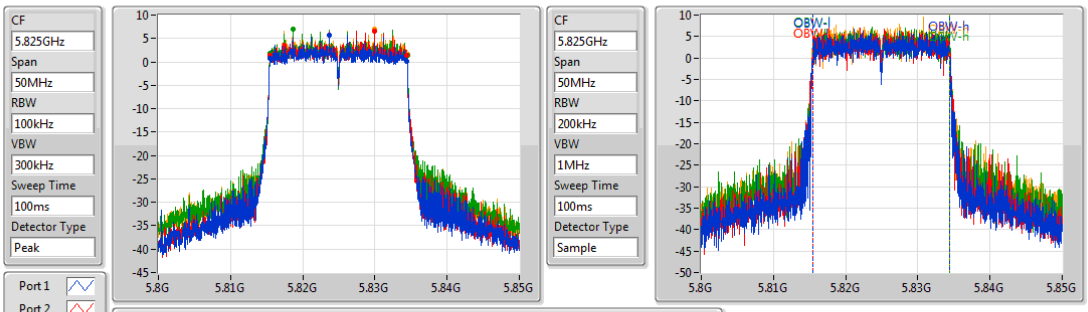

6dB(Hz)	Fl-6dB(Hz)	Fh-6dB(Hz)	OBW(Hz)	Fl-OBW(Hz)	Fh-OBW(Hz)	Limit(Hz)	Port
18.975M	5.815475G	5.83445G	18.941M	5.815455G	5.834395G	500k	1
18.975M	5.815475G	5.83445G	18.991M	5.815455G	5.834445G	500k	2
18.975M	5.8155G	5.834475G	18.991M	5.815455G	5.834445G	500k	3
19.075M	5.8154G	5.834475G	18.966M	5.81543G	5.834395G	500k	4

802.11ax HEW40-BF_Nss1,(MCS0)_4TX EBW

5190MHz

15/11/2018

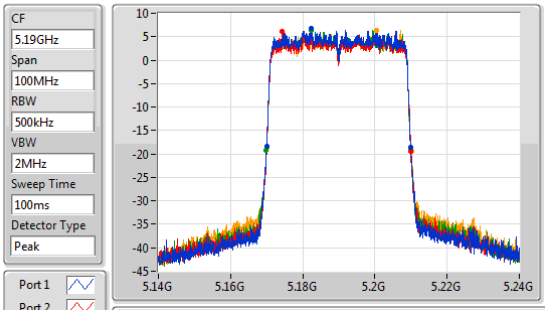

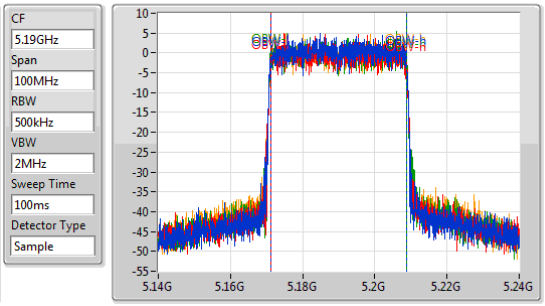

26dB(Hz)	Fl-26dB(Hz)	Fh-26dB(Hz)	OBW(Hz)	Fl-OBW(Hz)	Fh-OBW(Hz)	Limit(Hz)	Port
39.9M	5.17005G	5.20995G	37.531M	5.171159G	5.208691G	Inf	1
40.05M	5.16995G	5.21G	37.531M	5.171159G	5.208691G	Inf	2
40.1M	5.1699G	5.21G	37.581M	5.171159G	5.208741G	Inf	3
40.15M	5.16995G	5.2101G	37.581M	5.171159G	5.208741G	Inf	4

802.11ax HEW40-BF_Nss1,(MCS0)_4TX EBW

5230MHz

15/11/2018

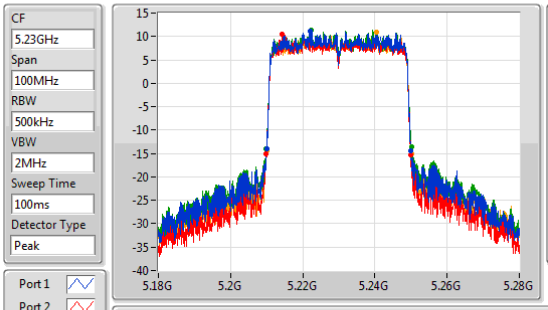

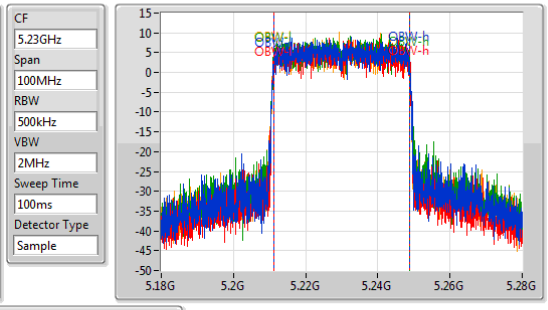

26dB(Hz)	Fl-26dB(Hz)	Fh-26dB(Hz)	OBW(Hz)	Fl-OBW(Hz)	Fh-OBW(Hz)	Limit(Hz)	Port
39.95M	5.21G	5.24995G	37.581M	5.211159G	5.248741G	Inf	1
40.1M	5.2099G	5.25G	37.631M	5.211109G	5.248741G	Inf	2
40.25M	5.20985G	5.2501G	37.531M	5.211159G	5.248691G	Inf	3
40.2M	5.20995G	5.25015G	37.581M	5.211159G	5.248741G	Inf	4

802.11ax HEW40-BF_Nss1,(MCS0)_4TX EBW

5755MHz

15/11/2018

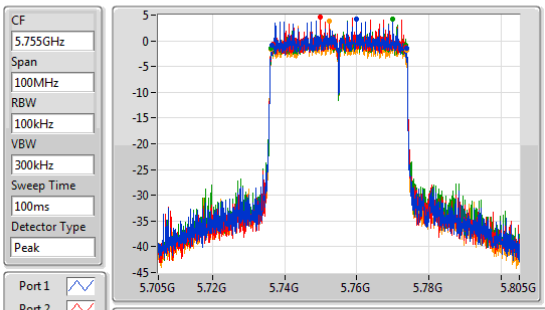

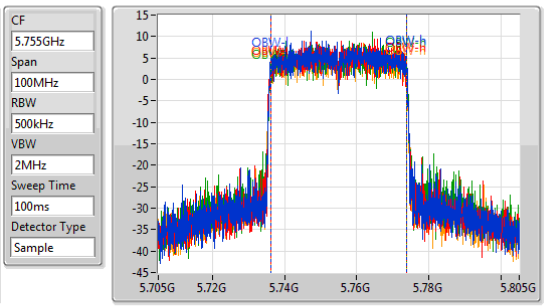

6dB(Hz)	Fl-6dB(Hz)	Fh-6dB(Hz)	OBW(Hz)	Fl-OBW(Hz)	Fh-OBW(Hz)	Limit(Hz)	Port
37.25M	5.73645G	5.7737G	37.631M	5.736109G	5.773741G	500k	1
36.8M	5.7368G	5.7736G	37.581M	5.736159G	5.773741G	500k	2
37.2M	5.73625G	5.77345G	37.581M	5.736109G	5.773691G	500k	3
37.4M	5.7363G	5.7737G	37.581M	5.736109G	5.773691G	500k	4

802.11ax HEW40-BF_Nss1,(MCS0)_4TX EBW

5795MHz

15/11/2018

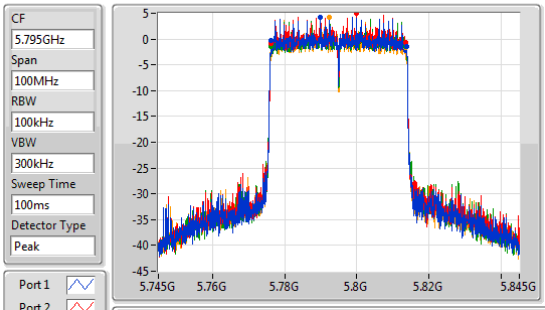

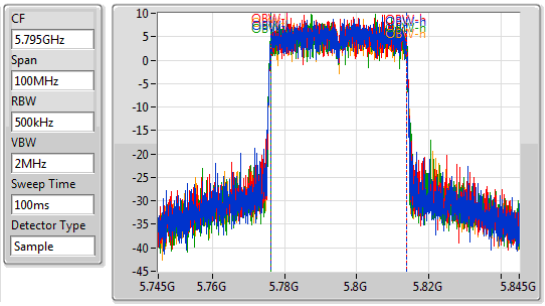

6dB(Hz)	Fl-6dB(Hz)	Fh-6dB(Hz)	OBW(Hz)	Fl-OBW(Hz)	Fh-OBW(Hz)	Limit(Hz)	Port
37.5M	5.7762G	5.8137G	37.581M	5.776109G	5.813691G	500k	1
37.25M	5.7762G	5.81345G	37.581M	5.776159G	5.813741G	500k	2
37.4M	5.77625G	5.81365G	37.581M	5.776109G	5.813691G	500k	3
37.35M	5.7763G	5.81365G	37.581M	5.776159G	5.813741G	500k	4

802.11ax HEW80-BF_Nss1,(MCS0)_4TX EBW

5210MHz

15/11/2018

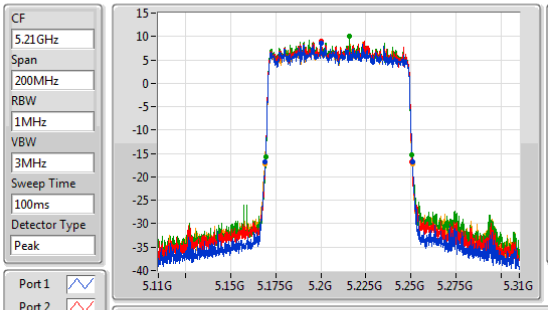

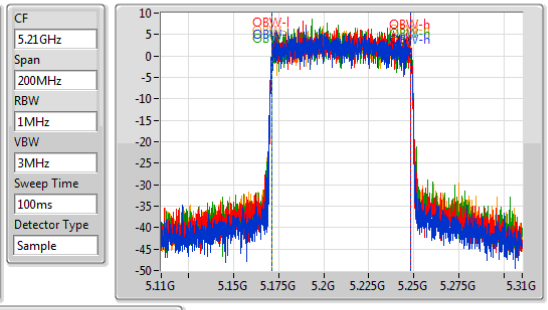

26dB(Hz)	Fl-26dB(Hz)	Fh-26dB(Hz)	OBW(Hz)	Fl-OBW(Hz)	Fh-OBW(Hz)	Limit(Hz)	Port
81.6M	5.1692G	5.2508G	76.962M	5.171319G	5.248281G	Inf	1
81.3M	5.1693G	5.2506G	76.962M	5.171419G	5.248381G	Inf	2
81.1M	5.1695G	5.2506G	76.862M	5.171519G	5.248381G	Inf	3
81.8M	5.169G	5.2508G	76.962M	5.171419G	5.248381G	Inf	4

802.11ax HEW80-BF_Nss1,(MCS0)_4TX EBW

5775MHz

15/11/2018

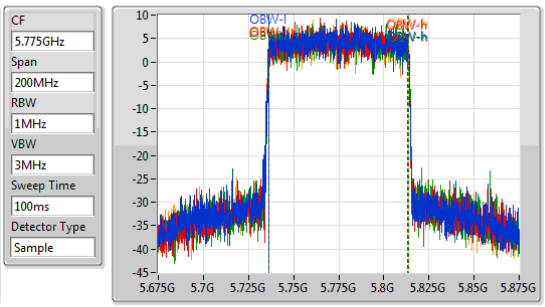

6dB(Hz)	Fl-6dB(Hz)	Fh-6dB(Hz)	OBW(Hz)	Fl-OBW(Hz)	Fh-OBW(Hz)	Limit(Hz)	Port
76.7M	5.7364G	5.8131G	76.962M	5.736319G	5.813281G	500k	1
77.5M	5.7362G	5.8137G	76.962M	5.736419G	5.813381G	500k	2
77M	5.7363G	5.8133G	76.962M	5.736519G	5.813481G	500k	3
77.2M	5.7365G	5.8137G	77.161M	5.736319G	5.813481G	500k	4

Summary

Mode	Max-N dB (Hz)	Max-OBW (Hz)	ITU-Code	Min-N dB (Hz)	Min-OBW (Hz)
5.15-5.25GHz	-	-	-	-	-
802.11ax HEW20_Nss4,(MCS0)_4TX	47.35M	19.85M	19M8D1D	21.55M	18.95M
802.11ax HEW40_Nss4,(MCS0)_4TX	44.85M	38M	38M0D1D	41.15M	37.8M
802.11ax HEW80_Nss4,(MCS0)_4TX	82.2M	77.2M	77M2D1D	81.6M	77M
5.725-5.85GHz	-	-	-	-	-
802.11ax HEW20_Nss4,(MCS0)_4TX	19M	25.925M	25M9D1D	18.275M	19.1M
802.11ax HEW40_Nss4,(MCS0)_4TX	37.3M	46.25M	46M2D1D	35.55M	38M
802.11ax HEW80_Nss4,(MCS0)_4TX	76.9M	77.3M	77M3D1D	75.5M	77.1M

Max-N dB = Maximum 6dB down bandwidth for 5.725-5.85GHz band / Maximum 26dB down bandwidth for other band;
Max-OBW = Maximum 99% occupied bandwidth;
Min-N dB = Minimum 6dB down bandwidth for 5.725-5.85GHz band / Maximum 26dB down bandwidth for other band;
Min-OBW = Minimum 99% occupied bandwidth;

Result

Mode	Result	Limit (Hz)	Port 1-N dB (Hz)	Port 1-OBW (Hz)	Port 2-N dB (Hz)	Port 2-OBW (Hz)	Port 3-N dB (Hz)	Port 3-OBW (Hz)	Port 4-N dB (Hz)	Port 4-OBW (Hz)
802.11ax HEW20_Nss4,(MCS0)_4TX	-	-	-	-	-	-	-	-	-	-
5180MHz	Pass	Inf	21.65M	18.95M	21.75M	19.025M	21.925M	18.975M	21.55M	19M
5200MHz	Pass	Inf	42.375M	19.1M	41M	19.1M	43.45M	19.225M	42.775M	19.15M
5240MHz	Pass	Inf	43.8M	19.275M	41.475M	19.275M	47.35M	19.85M	44.2M	19.25M
5745MHz	Pass	500k	18.675M	19.55M	18.55M	19.375M	18.675M	22.925M	18.85M	22.825M
5785MHz	Pass	500k	18.65M	19.925M	18.35M	19.675M	18.775M	25.925M	18.275M	24.65M
5825MHz	Pass	500k	18.625M	19.25M	18.65M	19.1M	18.75M	20.975M	19M	19.425M
802.11ax HEW40_Nss4,(MCS0)_4TX	-	-	-	-	-	-	-	-	-	-
5190MHz	Pass	Inf	41.3M	37.95M	41.15M	37.8M	41.2M	37.9M	41.45M	38M
5230MHz	Pass	Inf	44.85M	37.95M	41.2M	37.8M	41.15M	37.85M	41.5M	37.9M
5755MHz	Pass	500k	37.15M	38.05M	37.1M	38M	36.55M	38.2M	36.35M	38M
5795MHz	Pass	500k	37.3M	42.35M	35.55M	42.15M	36.4M	46.25M	36.65M	39.2M
802.11ax HEW80_Nss4,(MCS0)_4TX	-	-	-	-	-	-	-	-	-	-
5210MHz	Pass	Inf	81.9M	77M	81.6M	77.1M	82.1M	77.2M	82.2M	77M
5775MHz	Pass	500k	75.9M	77.1M	75.5M	77.1M	75.7M	77.1M	76.9M	77.3M

Port X-N dB = Port **X** 6dB down bandwidth for 5.725-5.85GHz band / 26dB down bandwidth for other band
Port X-OBW = Port **X** 99% occupied bandwidth;

802.11ax HEW20_Nss4,(MCS0)_4TX EBW

5180MHz

31/10/2018

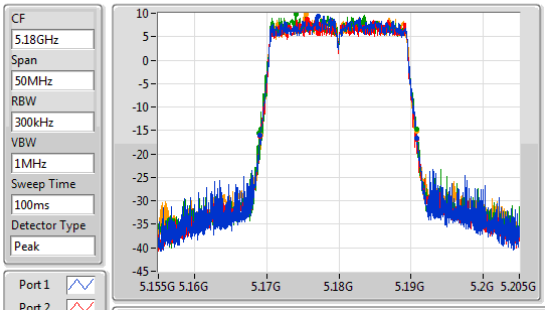

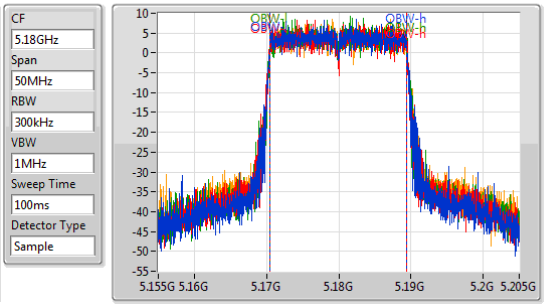

26dB(Hz)	Fl-26dB(Hz)	Fh-26dB(Hz)	OBW(Hz)	Fl-OBW(Hz)	Fh-OBW(Hz)	Limit(Hz)	Port
21.65M	5.169125G	5.190775G	18.95M	5.17045G	5.1894G	Inf	1
21.75M	5.169075G	5.190825G	19.025M	5.170425G	5.18945G	Inf	2
21.925M	5.1689G	5.190825G	18.975M	5.170475G	5.18945G	Inf	3
21.55M	5.169275G	5.190825G	19M	5.17045G	5.18945G	Inf	4

802.11ax HEW20_Nss4,(MCS0)_4TX EBW

5200MHz

01/11/2018

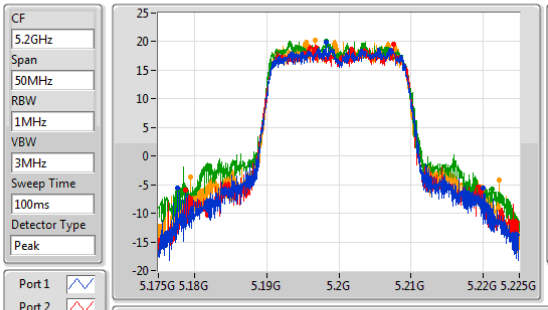

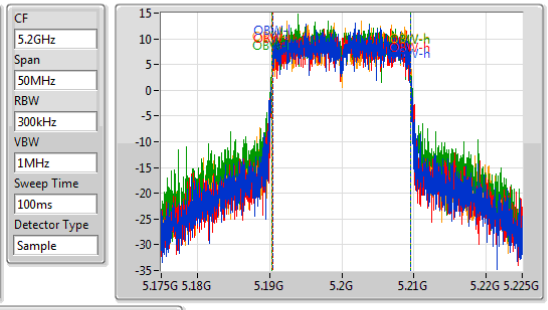

26dB(Hz)	Fl-26dB(Hz)	Fh-26dB(Hz)	OBW(Hz)	Fl-OBW(Hz)	Fh-OBW(Hz)	Limit(Hz)	Port
42.375M	5.1776G	5.219975G	19.1M	5.1904G	5.2095G	Inf	1
41M	5.178775G	5.219775G	19.1M	5.1904G	5.2095G	Inf	2
43.45M	5.177725G	5.221175G	19.225M	5.190325G	5.20955G	Inf	3
42.775M	5.179425G	5.2222G	19.15M	5.19035G	5.2095G	Inf	4

802.11ax HEW20_Nss4,(MCS0)_4TX EBW

5240MHz

31/10/2018

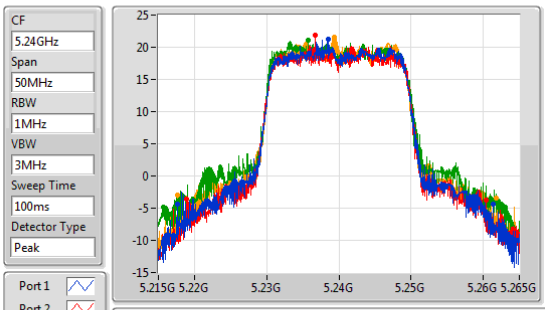

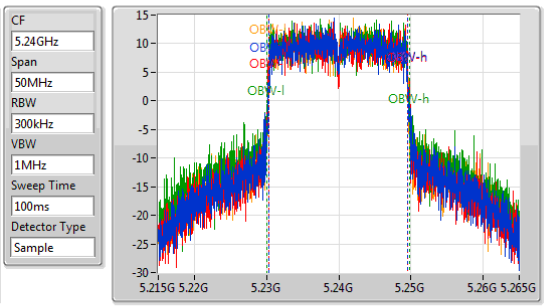

26dB(Hz)	Fl-26dB(Hz)	Fh-26dB(Hz)	OBW(Hz)	Fl-OBW(Hz)	Fh-OBW(Hz)	Limit(Hz)	Port
43.8M	5.2176G	5.2614G	19.275M	5.2303G	5.249575G	Inf	1
41.475M	5.218925G	5.2604G	19.275M	5.2303G	5.249575G	Inf	2
47.35M	5.21575G	5.2631G	19.85M	5.229975G	5.249825G	Inf	3
44.2M	5.21765G	5.26185G	19.25M	5.230325G	5.249575G	Inf	4

802.11ax HEW20_Nss4,(MCS0)_4TX EBW

5745MHz

31/10/2018

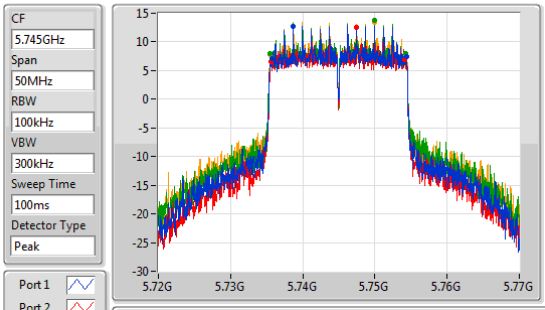

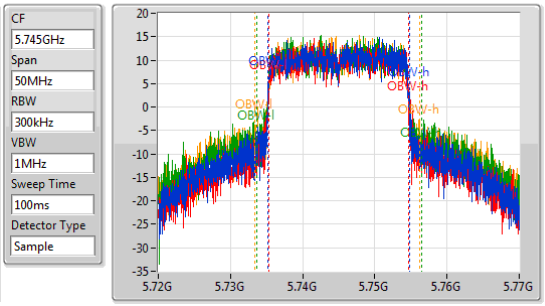

6dB(Hz)	Fl-6dB(Hz)	Fh-6dB(Hz)	OBW(Hz)	Fl-OBW(Hz)	Fh-OBW(Hz)	Limit(Hz)	Port
18.675M	5.7357G	5.754375G	19.55M	5.7352G	5.75475G	500k	1
18.55M	5.7356G	5.75415G	19.375M	5.7353G	5.754675G	500k	2
18.675M	5.735525G	5.7542G	22.925M	5.733625G	5.75655G	500k	3
18.85M	5.735425G	5.754275G	22.825M	5.733425G	5.75625G	500k	4

802.11ax HEW20_Nss4,(MCS0)_4TX EBW

5785MHz

31/10/2018

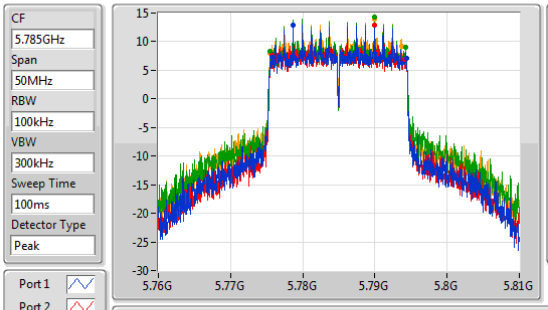

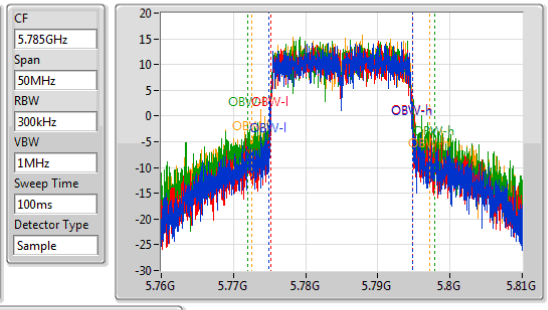

6dB(Hz)	Fl-6dB(Hz)	Fh-6dB(Hz)	OBW(Hz)	Fl-OBW(Hz)	Fh-OBW(Hz)	Limit(Hz)	Port
18.65M	5.775725G	5.794375G	19.925M	5.774875G	5.7948G	500k	1
18.35M	5.7758G	5.79415G	19.675M	5.77515G	5.794825G	500k	2
18.775M	5.775525G	5.7943G	25.925M	5.77195G	5.797875G	500k	3
18.275M	5.775425G	5.7937G	24.65M	5.772525G	5.797175G	500k	4

802.11ax HEW20_Nss4,(MCS0)_4TX EBW

5825MHz

31/10/2018

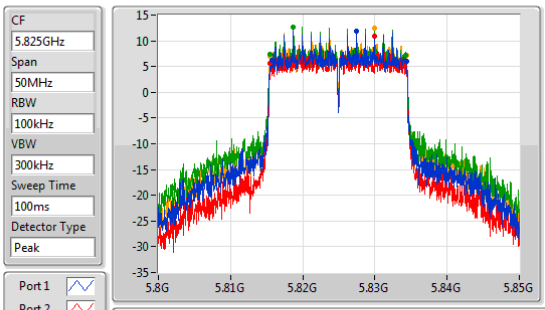

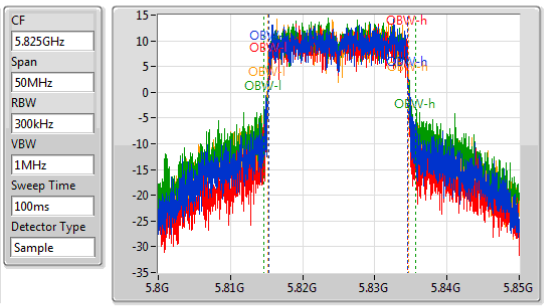

6dB(Hz)	Fl-6dB(Hz)	Fh-6dB(Hz)	OBW(Hz)	Fl-OBW(Hz)	Fh-OBW(Hz)	Limit(Hz)	Port
18.625M	5.81575G	5.834375G	19.25M	5.815325G	5.834575G	500k	1
18.65M	5.815525G	5.834175G	19.1M	5.815375G	5.834475G	500k	2
18.75M	5.815525G	5.834275G	20.975M	5.814675G	5.83565G	500k	3
19M	5.815425G	5.834425G	19.425M	5.815225G	5.83465G	500k	4

802.11ax HEW40_Nss4,(MCS0)_4TX — EBW

5190MHz

31/10/2018

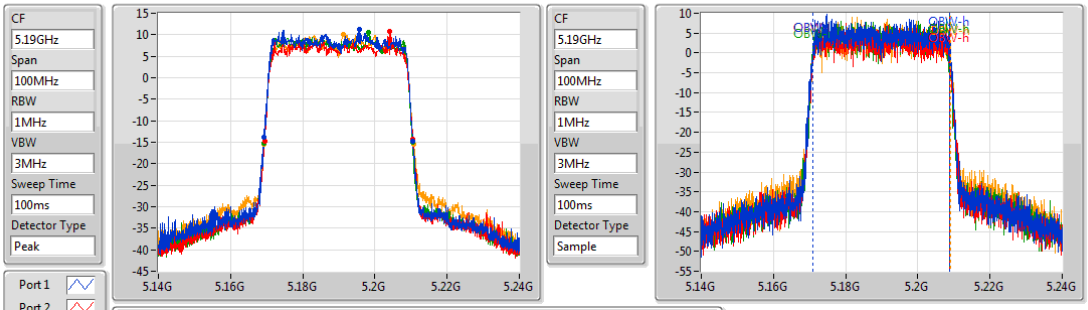

26dB(Hz)	Fl-26dB(Hz)	Fh-26dB(Hz)	OBW(Hz)	Fl-OBW(Hz)	Fh-OBW(Hz)	Limit(Hz)	Port
41.3M	5.1692G	5.2105G	37.95M	5.17095G	5.2089G	Inf	1
41.15M	5.16945G	5.2106G	37.8M	5.17105G	5.20885G	Inf	2
41.2M	5.16915G	5.21035G	37.9M	5.1709G	5.2088G	Inf	3
41.45M	5.1692G	5.21065G	38M	5.17095G	5.20895G	Inf	4

802.11ax HEW40_Nss4,(MCS0)_4TX — EBW

5230MHz

31/10/2018

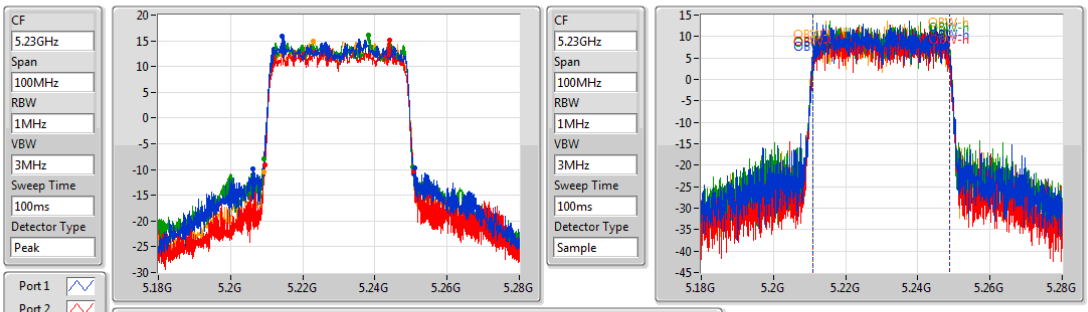

26dB(Hz)	Fl-26dB(Hz)	Fh-26dB(Hz)	OBW(Hz)	Fl-OBW(Hz)	Fh-OBW(Hz)	Limit(Hz)	Port
44.85M	5.2063G	5.25115G	37.95M	5.21095G	5.2489G	Inf	1
41.2M	5.20945G	5.25065G	37.8M	5.211G	5.2488G	Inf	2
41.15M	5.2092G	5.25035G	37.85M	5.21105G	5.2489G	Inf	3
41.5M	5.2092G	5.2507G	37.9M	5.211G	5.2489G	Inf	4

802.11ax HEW40_Nss4,(MCS0)_4TX — EBW

5755MHz

31/10/2018

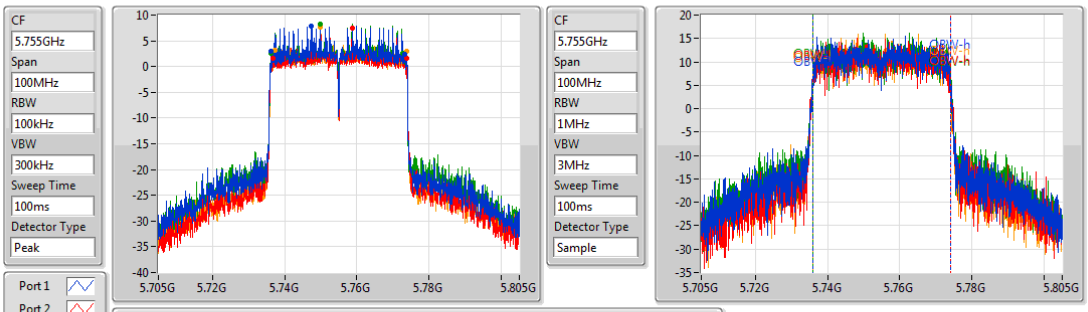

6dB(Hz)	Fl-6dB(Hz)	Fh-6dB(Hz)	OBW(Hz)	Fl-OBW(Hz)	Fh-OBW(Hz)	Limit(Hz)	Port
37.15M	5.7362G	5.77335G	38.05M	5.7359G	5.77395G	500k	1
37.1M	5.73665G	5.77375G	38M	5.73595G	5.77395G	500k	2
36.55M	5.73615G	5.7727G	38.2M	5.73585G	5.77405G	500k	3
36.35M	5.73735G	5.7737G	38M	5.73595G	5.77395G	500k	4

802.11ax HEW40_Nss4,(MCS0)_4TX EBW

5795MHz

31/10/2018

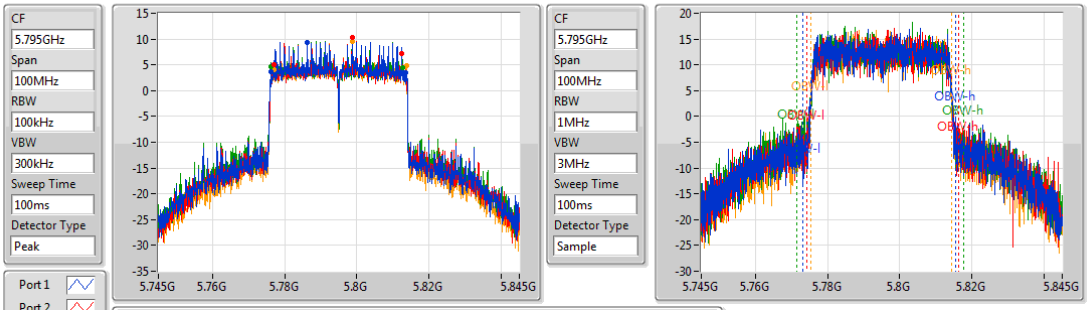

6dB(Hz)	Fl-6dB(Hz)	Fh-6dB(Hz)	OBW(Hz)	Fl-OBW(Hz)	Fh-OBW(Hz)	Limit(Hz)	Port
37.3M	5.7761G	5.8134G	42.35M	5.77315G	5.8155G	500k	1
35.55M	5.77695G	5.8125G	42.15M	5.77415G	5.8163G	500k	2
36.4M	5.77615G	5.81255G	46.25M	5.77155G	5.8178G	500k	3
36.65M	5.77705G	5.8137G	39.2M	5.77525G	5.81445G	500k	4

802.11ax HEW80_Nss4,(MCS0)_4TX EBW

5210MHz

01/11/2018

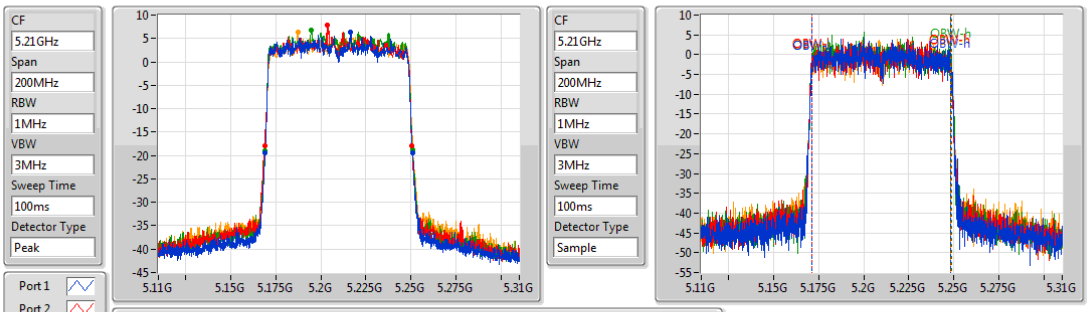

26dB(Hz)	Fl-26dB(Hz)	Fh-26dB(Hz)	OBW(Hz)	Fl-OBW(Hz)	Fh-OBW(Hz)	Limit(Hz)	Port
81.9M	5.1691G	5.251G	77M	5.1714G	5.2484G	Inf	1
81.6M	5.1689G	5.2505G	77.1M	5.1713G	5.2484G	Inf	2
82.1M	5.1689G	5.251G	77.2M	5.1713G	5.2485G	Inf	3
82.2M	5.169G	5.2512G	77M	5.1713G	5.2483G	Inf	4

802.11ax HEW80_Nss4,(MCS0)_4TX EBW

5775MHz

01/11/2018

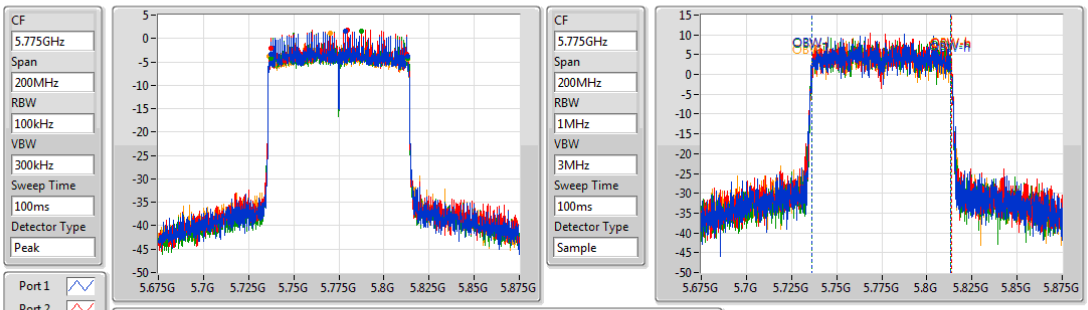

6dB(Hz)	Fl-6dB(Hz)	Fh-6dB(Hz)	OBW(Hz)	Fl-OBW(Hz)	Fh-OBW(Hz)	Limit(Hz)	Port
75.9M	5.7373G	5.8132G	77.1M	5.7363G	5.8134G	500k	1
75.5M	5.7372G	5.8127G	77.1M	5.7364G	5.8135G	500k	2
75.7M	5.7372G	5.8129G	77.1M	5.7363G	5.8134G	500k	3
76.9M	5.7362G	5.8131G	77.3M	5.7363G	5.8136G	500k	4

Summary

Mode	Total Power (dBm)	Total Power (W)
5.15-5.25GHz	-	-
802.11a_Nss1,(6Mbps)_1TX	25.01	0.31696
5.725-5.85GHz	-	-
802.11a_Nss1,(6Mbps)_1TX	23.78	0.23878

Result

Mode	Result	DG (dBi)	Port 1 (dBm)	Total Power (dBm)	Power Limit (dBm)	Conducted setting
802.11a_Nss1,(6Mbps)_1TX	-	-	-	-	-	
5180MHz	Pass	5.29	20.72	20.72	30.00	20
5200MHz	Pass	5.29	25.01	25.01	30.00	24.75
5240MHz	Pass	5.29	24.66	24.66	30.00	24.25
5745MHz	Pass	5.29	23.71	23.71	30.00	23.25
5785MHz	Pass	5.29	23.78	23.78	30.00	23.25
5825MHz	Pass	5.29	23.56	23.56	30.00	23.5

DG = Directional Gain;**Port X** = Port X output power
Note : Conducted setting = Pass conducted setting division 4.

Summary

Mode	Total Power (dBm)	Total Power (W)
5.15-5.25GHz	-	-
802.11ax HEW20_Nss1,(MCS0)_1TX	24.44	0.27797
802.11ax HEW40_Nss1,(MCS0)_1TX	22.88	0.19409
802.11ax HEW80_Nss1,(MCS0)_1TX	18.74	0.07482
5.725-5.85GHz	-	-
802.11ax HEW20_Nss1,(MCS0)_1TX	24.82	0.30339
802.11ax HEW40_Nss1,(MCS0)_1TX	25.94	0.39264
802.11ax HEW80_Nss1,(MCS0)_1TX	20.64	0.11588

Result

Mode	Result	DG (dBi)	Port 1 (dBm)	Total Power (dBm)	Power Limit (dBm)	Conducted setting
802.11ax HEW20_Nss1,(MCS0)_1TX	-	-	-	-	-	
5180MHz	Pass	5.29	19.41	19.41	30.00	18.5
5200MHz	Pass	5.29	24.23	24.23	30.00	23.75
5240MHz	Pass	5.29	24.44	24.44	30.00	24
5745MHz	Pass	5.29	23.98	23.98	30.00	23.5
5785MHz	Pass	5.29	24.82	24.82	30.00	24.25
5825MHz	Pass	5.29	23.12	23.12	30.00	22.75
802.11ax HEW40_Nss1,(MCS0)_1TX	-	-	-	-	-	
5190MHz	Pass	5.29	19.12	19.12	30.00	17.25
5230MHz	Pass	5.29	22.88	22.88	30.00	21.5
5755MHz	Pass	5.29	24.13	24.13	30.00	22.75
5795MHz	Pass	5.29	25.94	25.94	30.00	25.75
802.11ax HEW80_Nss1,(MCS0)_1TX	-	-	-	-	-	
5210MHz	Pass	5.29	18.74	18.74	30.00	18
5775MHz	Pass	5.29	20.64	20.64	30.00	19.25

DG = Directional Gain;**Port X** = Port X output power
Note : Conducted setting = Pass conducted setting division 4.

Summary

Mode	Total Power (dBm)	Total Power (W)
5.15-5.25GHz	-	-
802.11ax HEW20_Nss2,(MCS0)_2TX	26.97	0.49774
802.11ax HEW40_Nss2,(MCS0)_2TX	24.25	0.26607
802.11ax HEW80_Nss2,(MCS0)_2TX	18.50	0.07079
5.725-5.85GHz	-	-
802.11ax HEW20_Nss2,(MCS0)_2TX	27.13	0.51642
802.11ax HEW40_Nss2,(MCS0)_2TX	27.15	0.51880
802.11ax HEW80_Nss2,(MCS0)_2TX	22.40	0.17378

Result

Mode	Result	DG (dBi)	Port 1 (dBm)	Port 2 (dBm)	Total Power (dBm)	Power Limit (dBm)	Conducted setting
802.11ax HEW20_Nss2,(MCS0)_2TX	-	-	-	-	-	-	
5180MHz	Pass	5.10	18.23	18.30	21.28	30.00	18
5200MHz	Pass	5.10	22.69	22.87	25.79	30.00	22.5
5240MHz	Pass	5.10	23.80	24.11	26.97	30.00	24.25
5745MHz	Pass	5.10	23.71	23.50	26.62	30.00	23.5
5785MHz	Pass	5.10	24.25	23.99	27.13	30.00	24.25
5825MHz	Pass	5.10	23.12	22.67	25.91	30.00	22.75
802.11ax HEW40_Nss2,(MCS0)_2TX	-	-	-	-	-		
5190MHz	Pass	5.10	16.46	15.10	18.84	30.00	15.75
5230MHz	Pass	5.10	21.70	20.72	24.25	30.00	21
5755MHz	Pass	5.10	23.48	23.15	26.33	30.00	22.5
5795MHz	Pass	5.10	24.17	24.11	27.15	30.00	24
802.11ax HEW80_Nss2,(MCS0)_2TX	-	-	-	-	-	-	
5210MHz	Pass	5.10	15.24	15.72	18.50	30.00	15.25
5775MHz	Pass	5.10	19.40	19.38	22.40	30.00	18.5

DG = Directional Gain;**Port X** = Port X output power
Note : Conducted setting = Pass conducted setting division 4.

Summary

Mode	Total Power (dBm)	Total Power (W)
5.15-5.25GHz	-	-
802.11a_Nss1,(6Mbps)_4TX	25.13	0.32584
5.725-5.85GHz	-	-
802.11a_Nss1,(6Mbps)_4TX	29.63	0.91833

Result

Mode	Result	DG (dBi)	Port 1 (dBm)	Port 2 (dBm)	Port 3 (dBm)	Port 4 (dBm)	Total Power (dBm)	Power Limit (dBm)	Conducted setting
802.11a_Nss1,(6Mbps)_4TX	-	-	-	-	-	-	-	-	
5180MHz	Pass	5.29	18.51	18.32	19.45	18.88	24.83	30.00	18
5200MHz	Pass	5.29	18.96	19.09	19.27	19.12	25.13	30.00	18.25
5240MHz	Pass	5.29	18.82	19.14	19.29	19.08	25.11	30.00	18.25
5745MHz	Pass	5.29	23.13	23.07	24.11	24.02	29.63	30.00	23.25
5785MHz	Pass	5.29	23.31	22.79	23.42	23.87	29.39	30.00	23.25
5825MHz	Pass	5.29	22.66	22.32	23.76	23.82	29.21	30.00	23.5

DG = Directional Gain;**Port X** = Port X output power
Note : Conducted setting = Pass conducted setting division 4.

Summary

Mode	Total Power (dBm)	Total Power (W)
5.15-5.25GHz	-	-
802.11ax HEW20_Nss1,(MCS0)_4TX	26.39	0.43551
802.11ax HEW40_Nss1,(MCS0)_4TX	25.76	0.37670
802.11ax HEW80_Nss1,(MCS0)_4TX	19.04	0.08017
5.725-5.85GHz	-	-
802.11ax HEW20_Nss1,(MCS0)_4TX	29.96	0.99083
802.11ax HEW40_Nss1,(MCS0)_4TX	29.02	0.79799
802.11ax HEW80_Nss1,(MCS0)_4TX	23.97	0.24946

Result

Mode	Result	DG (dBi)	Port 1 (dBm)	Port 2 (dBm)	Port 3 (dBm)	Port 4 (dBm)	Total Power (dBm)	Power Limit (dBm)	Conducted setting
802.11ax HEW20_Nss1,(MCS0)_4TX	-	-	-	-	-	-	-	-	
5180MHz	Pass	5.29	16.41	16.12	17.02	16.44	22.53	30.00	16.25
5200MHz	Pass	5.29	19.86	19.49	20.82	20.32	26.17	30.00	19.75
5240MHz	Pass	5.29	19.91	20.11	20.89	20.49	26.39	30.00	19.75
5745MHz	Pass	5.29	23.52	23.10	24.42	24.23	29.87	30.00	23.5
5785MHz	Pass	5.29	23.43	23.12	24.55	24.46	29.96	30.00	24
5825MHz	Pass	5.29	22.82	22.45	23.27	23.43	29.03	30.00	22.75
802.11ax HEW40_Nss1,(MCS0)_4TX	-	-	-	-	-	-	-	-	
5190MHz	Pass	5.29	14.98	13.40	14.86	14.30	20.45	30.00	14.25
5230MHz	Pass	5.29	20.02	18.75	20.28	19.74	25.76	30.00	19.25
5755MHz	Pass	5.29	21.37	21.29	21.85	20.82	27.37	30.00	20.25
5795MHz	Pass	5.29	23.18	22.83	23.14	22.82	29.02	30.00	22.5
802.11ax HEW80_Nss1,(MCS0)_4TX	-	-	-	-	-	-	-	-	
5210MHz	Pass	5.29	12.69	12.99	13.29	13.08	19.04	30.00	12.75
5775MHz	Pass	5.29	18.38	17.56	17.97	17.83	23.97	30.00	17

DG = Directional Gain;**Port X** = Port X output power

Note : Conducted setting = Pass conducted setting division 4.

Summary

Mode	Total Power (dBm)	Total Power (W)
5.15-5.25GHz	-	-
802.11ax HEW20-BF_Nss1,(MCS0)_4TX	25.00	0.31623
802.11ax HEW40-BF_Nss1,(MCS0)_4TX	24.82	0.30339
802.11ax HEW80-BF_Nss1,(MCS0)_4TX	22.40	0.17378
5.725-5.85GHz	-	-
802.11ax HEW20-BF_Nss1,(MCS0)_4TX	24.97	0.31405
802.11ax HEW40-BF_Nss1,(MCS0)_4TX	24.89	0.30832
802.11ax HEW80-BF_Nss1,(MCS0)_4TX	24.14	0.25942

Result

Mode	Result	DG (dBi)	Port 1 (dBm)	Port 2 (dBm)	Port 3 (dBm)	Port 4 (dBm)	Total Power (dBm)	Power Limit (dBm)	Conducted setting
802.11ax HEW20-BF_Nss1,(MCS0)_4TX	-	-	-	-	-	-	-	-	
5180MHz	Pass	10.97	17.60	17.30	18.28	18.19	23.88	25.03	17.5
5200MHz	Pass	10.97	18.69	18.58	19.37	18.97	24.93	25.03	18.5
5240MHz	Pass	10.97	19.16	18.68	19.22	18.85	25.00	25.03	18.5
5745MHz	Pass	10.97	18.62	18.45	19.20	19.25	24.91	25.03	18
5785MHz	Pass	10.97	18.54	18.80	19.30	19.11	24.97	25.03	18.25
5825MHz	Pass	10.97	18.23	18.43	19.15	19.26	24.81	25.03	18.25
802.11ax HEW40-BF_Nss1,(MCS0)_4TX	-	-	-	-	-	-	-	-	
5190MHz	Pass	10.97	14.65	13.89	14.29	14.04	20.25	25.03	14.25
5230MHz	Pass	10.97	19.03	18.17	19.17	18.75	24.82	25.03	18.5
5755MHz	Pass	10.97	19.04	19.12	18.94	18.34	24.89	25.03	18
5795MHz	Pass	10.97	18.69	19.29	18.72	18.74	24.89	25.03	18.25
802.11ax HEW80-BF_Nss1,(MCS0)_4TX	-	-	-	-	-	-	-	-	
5210MHz	Pass	10.97	15.91	16.66	16.79	16.10	22.40	25.03	16.25
5775MHz	Pass	10.97	18.31	18.28	18.14	17.73	24.14	25.03	17.25

DG = Directional Gain;**Port X** = Port X output power
Note : Conducted setting = Pass conducted setting division 4.

Summary

Mode	Total Power (dBm)	Total Power (W)
5.15-5.25GHz	-	-
802.11ax HEW20_Nss4,(MCS0)_4TX	29.39	0.86896
802.11ax HEW40_Nss4,(MCS0)_4TX	25.79	0.37931
802.11ax HEW80_Nss4,(MCS0)_4TX	20.05	0.10116
5.725-5.85GHz	-	-
802.11ax HEW20_Nss4,(MCS0)_4TX	29.98	0.99541
802.11ax HEW40_Nss4,(MCS0)_4TX	29.55	0.90157
802.11ax HEW80_Nss4,(MCS0)_4TX	24.72	0.29648

Result

Mode	Result	DG (dBi)	Port 1 (dBm)	Port 2 (dBm)	Port 3 (dBm)	Port 4 (dBm)	Total Power (dBm)	Power Limit (dBm)	Conducted setting
802.11ax HEW20_Nss4,(MCS0)_4TX	-	-	-	-	-	-	-	-	
5180MHz	Pass	4.96	17.12	17.00	17.59	17.14	23.24	30.00	17
5200MHz	Pass	4.96	21.82	21.40	22.54	22.28	28.05	30.00	21.75
5240MHz	Pass	4.96	23.28	22.98	23.86	23.31	29.39	30.00	23.5
5745MHz	Pass	4.96	23.57	23.26	24.11	24.25	29.84	30.00	23.5
5785MHz	Pass	4.96	23.56	23.53	24.32	24.35	29.98	30.00	24
5825MHz	Pass	4.96	22.99	22.15	23.62	23.17	29.04	30.00	22.75
802.11ax HEW40_Nss4,(MCS0)_4TX	-	-	-	-	-	-	-	-	
5190MHz	Pass	4.96	15.06	13.92	15.44	14.63	20.82	30.00	14.75
5230MHz	Pass	4.96	20.13	18.75	20.33	19.70	25.79	30.00	19.5
5755MHz	Pass	4.96	21.83	21.21	21.92	21.26	27.59	30.00	20.75
5795MHz	Pass	4.96	23.70	23.27	23.82	23.28	29.55	30.00	23.5
802.11ax HEW80_Nss4,(MCS0)_4TX	-	-	-	-	-	-	-	-	
5210MHz	Pass	4.96	13.71	13.89	14.48	13.99	20.05	30.00	14
5775MHz	Pass	4.96	18.80	18.68	18.77	18.56	24.72	30.00	18

DG = Directional Gain;**Port X** = Port X output power
Note : Conducted setting = Pass conducted setting division 4.

Summary

Mode	PD (dBm/RBW)
5.15-5.25GHz	-
802.11a_Nss1,(6Mbps)_1TX	12.00
5.725-5.85GHz	-
802.11a_Nss1,(6Mbps)_1TX	9.63

RBW = 500kHz for 5.725-5.85GHz band / 1MHz for other band;

Result

Mode	Result	DG (dBi)	Port 1 (dBm/RBW)	PD (dBm/RBW)	PD Limit (dBm/RBW)
802.11a_Nss1,(6Mbps)_1TX	-	-	-	-	-
5180MHz	Pass	5.29	7.76	7.76	17.00
5200MHz	Pass	5.29	12.00	12.00	17.00
5240MHz	Pass	5.29	11.50	11.50	17.00
5745MHz	Pass	5.29	9.31	9.31	30.00
5785MHz	Pass	5.29	9.04	9.04	30.00
5825MHz	Pass	5.29	9.63	9.63	30.00

DG = Directional Gain; **RBW** = 500kHz for 5.725-5.85GHz band / 1MHz for other band;
PD = trace bin-by-bin of each transmits port summing can be performed maximum power density; **Port X** = Port Xpower density;

802.11a_Nss1,(6Mbps)_1TX **PSD**

5180MHz

14/11/2018

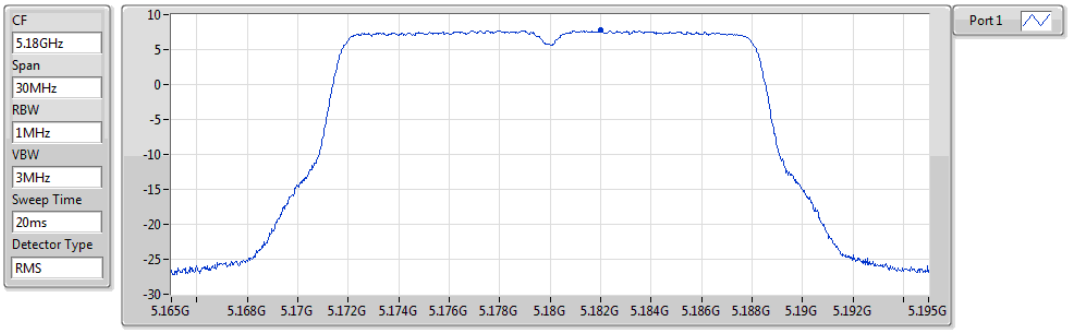

Sum	PD	Port 1
(dBm/RBW)	(dBm/RBW)	(dBm/RBW)
7.76	7.76	7.76

802.11a_Nss1,(6Mbps)_1TX **PSD**

5200MHz

14/11/2018

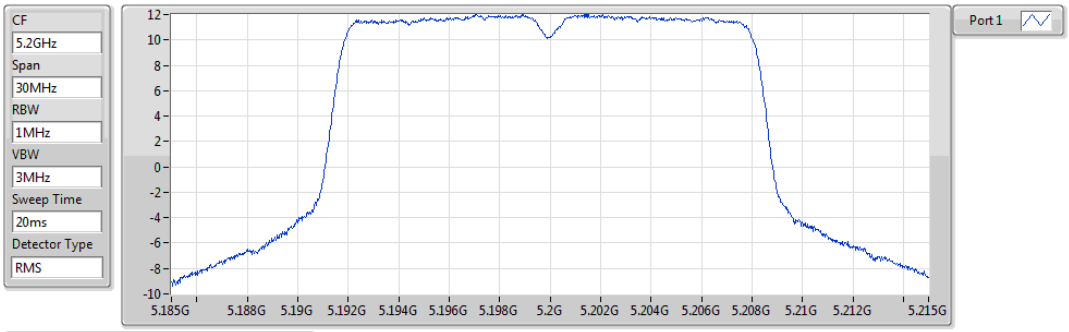

Sum	PD	Port 1
(dBm/RBW)	(dBm/RBW)	(dBm/RBW)
12.00	12.00	12.00

802.11a_Nss1,(6Mbps)_1TX **PSD**

5240MHz

15/11/2018

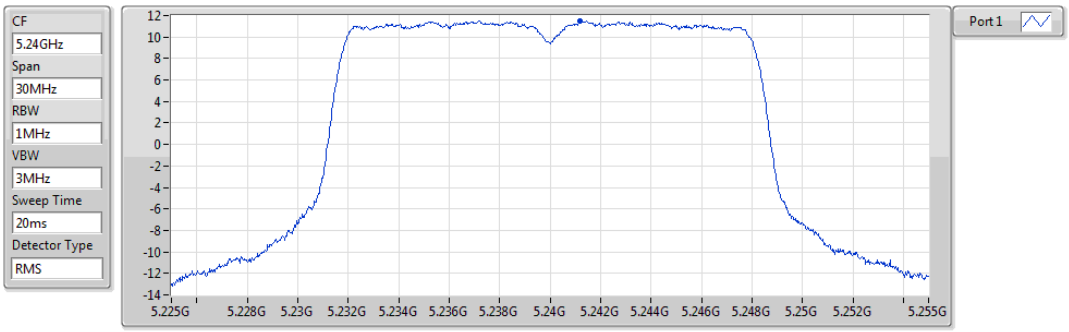

Sum	PD	Port 1
(dBm/RBW)	(dBm/RBW)	(dBm/RBW)
11.50	11.50	11.50

802.11a_Nss1,(6Mbps)_1TX **PSD**

5745MHz

01/11/2018

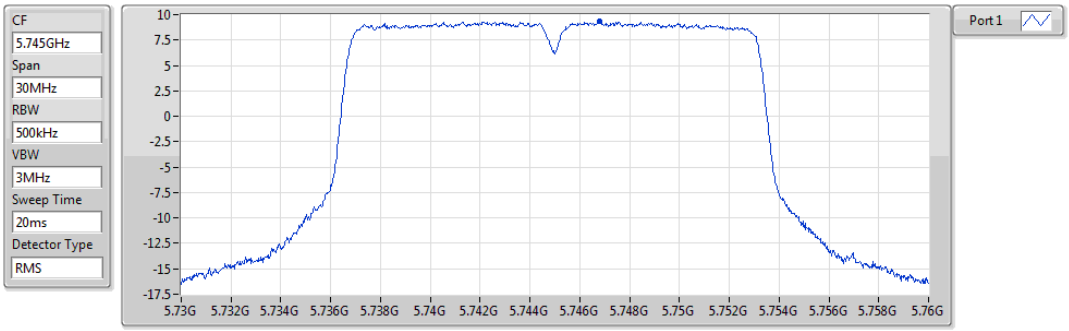

Sum	PD	Port 1
(dBm/RBW)	(dBm/RBW)	(dBm/RBW)
9.31	9.31	9.31

802.11a_Nss1,(6Mbps)_1TX **PSD**

5785MHz

01/11/2018

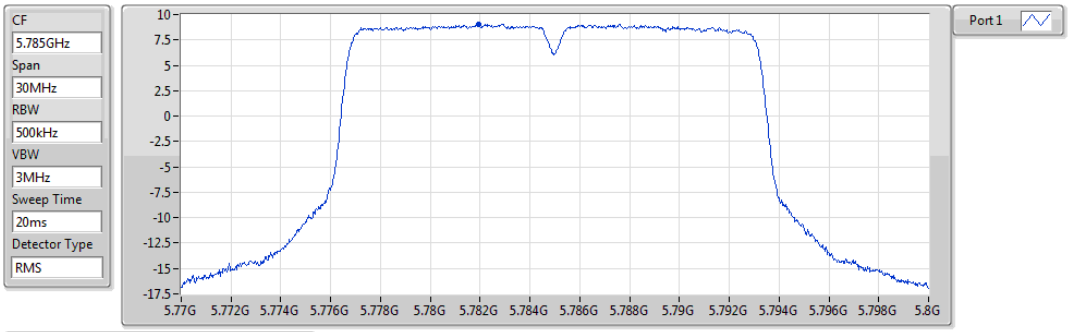

Sum	PD	Port 1
(dBm/RBW)	(dBm/RBW)	(dBm/RBW)
9.04	9.04	9.04

802.11a_Nss1,(6Mbps)_1TX **PSD**

5825MHz

14/11/2018

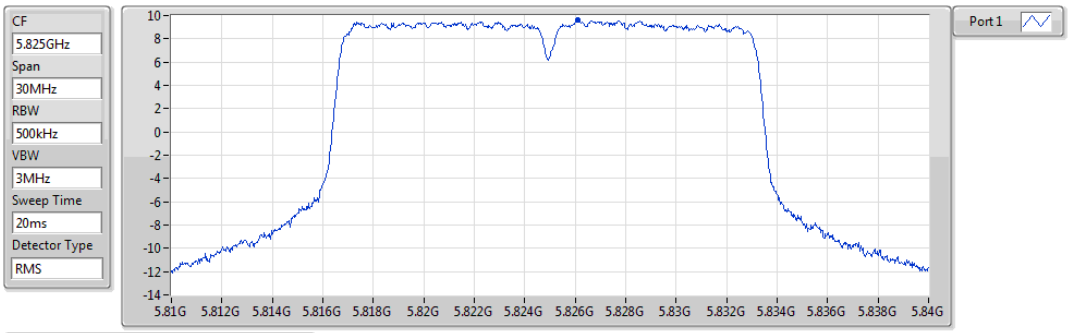

Sum	PD	Port 1
(dBm/RBW)	(dBm/RBW)	(dBm/RBW)
9.63	9.63	9.63

Summary

Mode	PD (dBm/RBW)
5.15-5.25GHz	-
802.11ax HEW20_Nss1,(MCS0)_1TX	10.87
802.11ax HEW40_Nss1,(MCS0)_1TX	6.72
802.11ax HEW80_Nss1,(MCS0)_1TX	-0.10
5.725-5.85GHz	-
802.11ax HEW20_Nss1,(MCS0)_1TX	9.76
802.11ax HEW40_Nss1,(MCS0)_1TX	8.30
802.11ax HEW80_Nss1,(MCS0)_1TX	0.33

RBW = 500kHz for 5.725-5.85GHz band / 1MHz for other band;

Result

Mode	Result	DG (dBi)	Port 1 (dBm/RBW)	PD (dBm/RBW)	PD Limit (dBm/RBW)
802.11ax HEW20_Nss1,(MCS0)_1TX	-	-	-	-	-
5180MHz	Pass	5.29	6.07	6.07	17.00
5200MHz	Pass	5.29	10.74	10.74	17.00
5240MHz	Pass	5.29	10.87	10.87	17.00
5745MHz	Pass	5.29	8.95	8.95	30.00
5785MHz	Pass	5.29	9.76	9.76	30.00
5825MHz	Pass	5.29	8.18	8.18	30.00
802.11ax HEW40_Nss1,(MCS0)_1TX	-	-	-	-	-
5190MHz	Pass	5.29	2.93	2.93	17.00
5230MHz	Pass	5.29	6.72	6.72	17.00
5755MHz	Pass	5.29	6.48	6.48	30.00
5795MHz	Pass	5.29	8.30	8.30	30.00
802.11ax HEW80_Nss1,(MCS0)_1TX	-	-	-	-	-
5210MHz	Pass	5.29	-0.10	-0.10	17.00
5775MHz	Pass	5.29	0.33	0.33	30.00

DG = Directional Gain; **RBW** = 500kHz for 5.725-5.85GHz band / 1MHz for other band;
PD = trace bin-by-bin of each transmits port summing can be performed maximum power density; **Port X** = Port Xpower density;

802.11ax HEW20_Nss1,(MCS0)_1TX PSD

5180MHz

01/11/2018

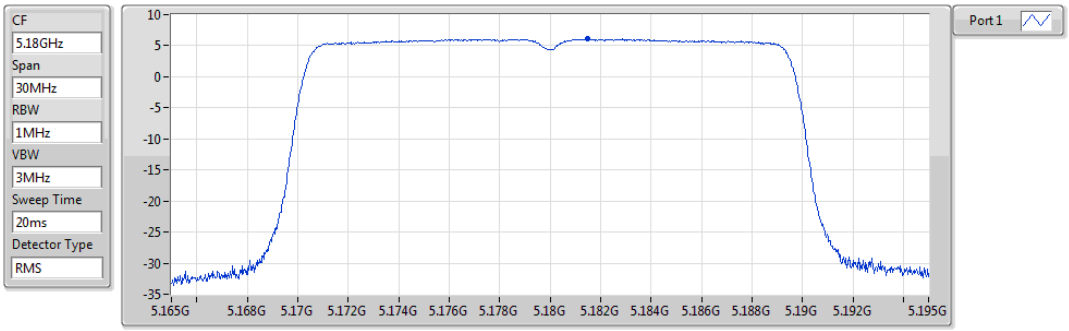

Sum	PD	Port 1
(dBm/RBW)	(dBm/RBW)	(dBm/RBW)
6.07	6.07	6.07

802.11ax HEW20_Nss1,(MCS0)_1TX PSD

5200MHz

01/11/2018

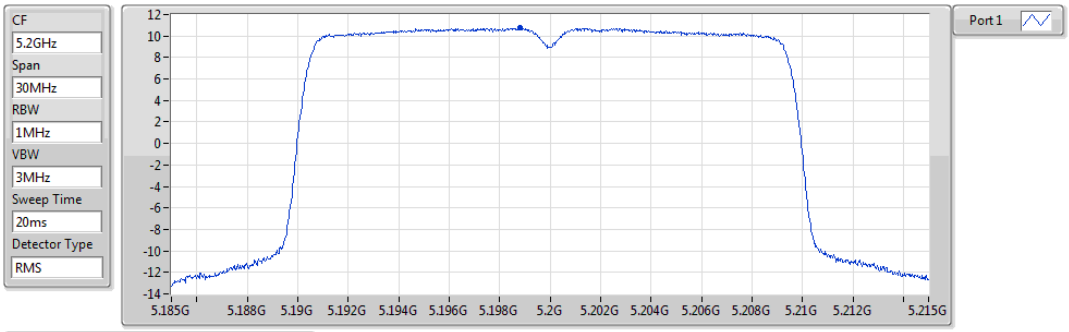

Sum	PD	Port 1
(dBm/RBW)	(dBm/RBW)	(dBm/RBW)
10.74	10.74	10.74

802.11ax HEW20_Nss1,(MCS0)_1TX PSD

5240MHz

01/11/2018

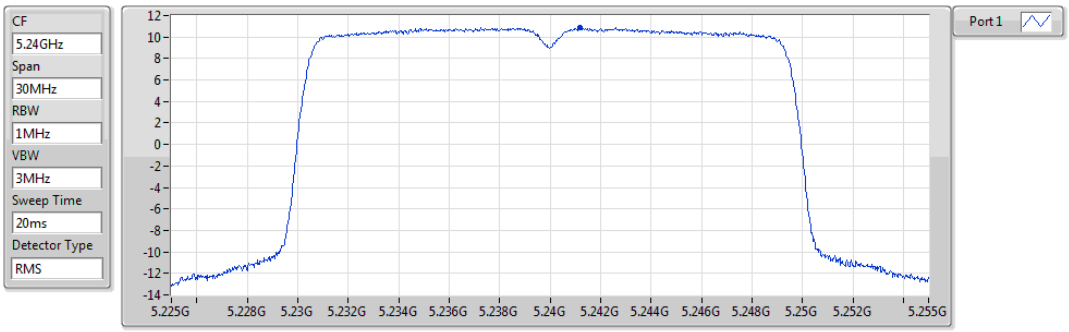

Sum	PD	Port 1
(dBm/RBW)	(dBm/RBW)	(dBm/RBW)
10.87	10.87	10.87

802.11ax HEW20_Nss1,(MCS0)_1TX PSD

5745MHz

01/11/2018

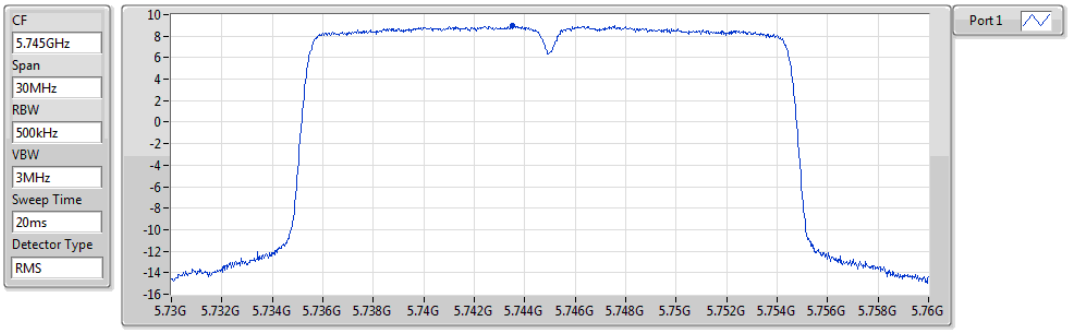

Sum	PD	Port 1
(dBm/RBW)	(dBm/RBW)	(dBm/RBW)
8.95	8.95	8.95

802.11ax HEW20_Nss1,(MCS0)_1TX PSD

5785MHz

01/11/2018

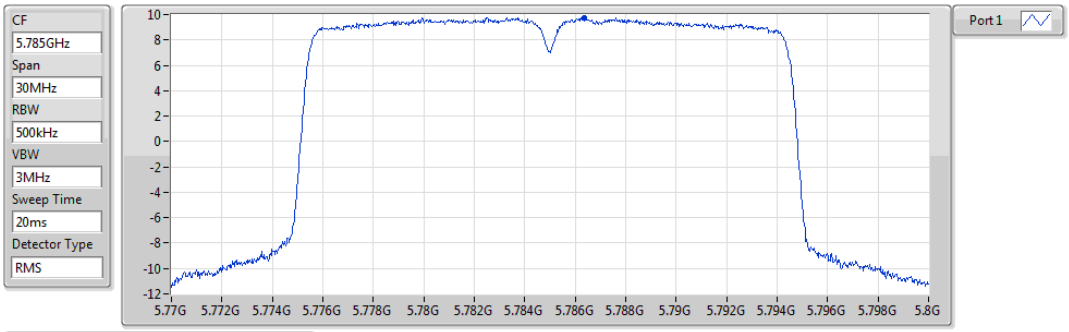

Sum	PD	Port 1
(dBm/RBW)	(dBm/RBW)	(dBm/RBW)
9.76	9.76	9.76

802.11ax HEW20_Nss1,(MCS0)_1TX PSD

5825MHz

01/11/2018

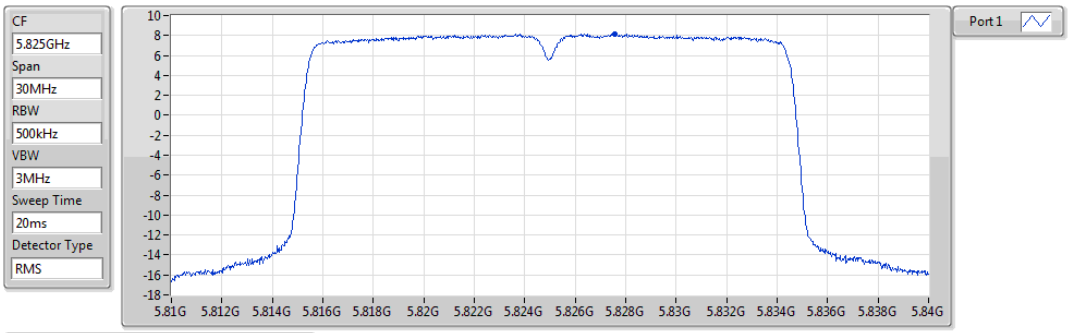

Sum	PD	Port 1
(dBm/RBW)	(dBm/RBW)	(dBm/RBW)
8.18	8.18	8.18

802.11ax HEW40_Nss1,(MCS0)_1TX **PSD**

5190MHz

01/11/2018

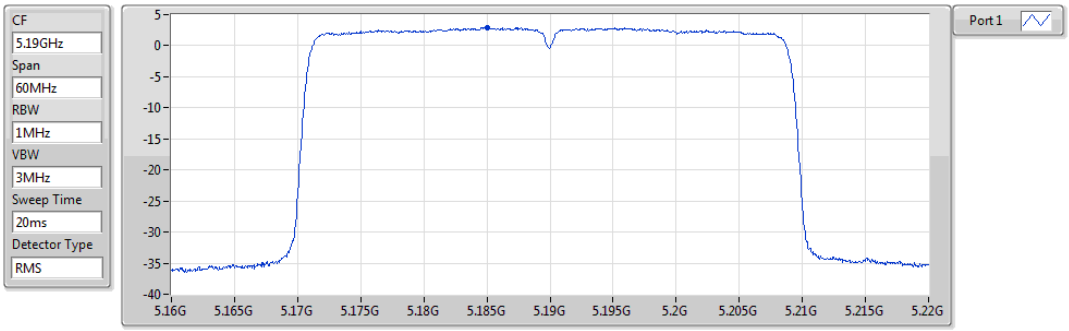

Sum	PD	Port 1
(dBm/RBW)	(dBm/RBW)	(dBm/RBW)
2.93	2.93	2.93

802.11ax HEW40_Nss1,(MCS0)_1TX **PSD**

5230MHz

01/11/2018

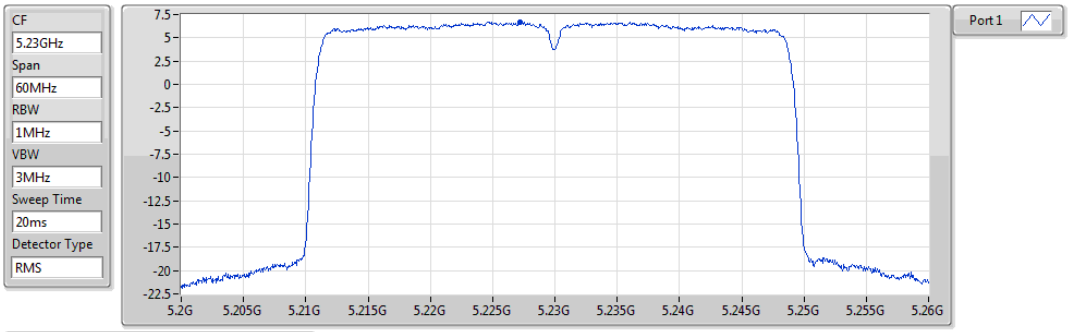

Sum	PD	Port 1
(dBm/RBW)	(dBm/RBW)	(dBm/RBW)
6.72	6.72	6.72

802.11ax HEW40_Nss1,(MCS0)_1TX **PSD**

5755MHz

01/11/2018

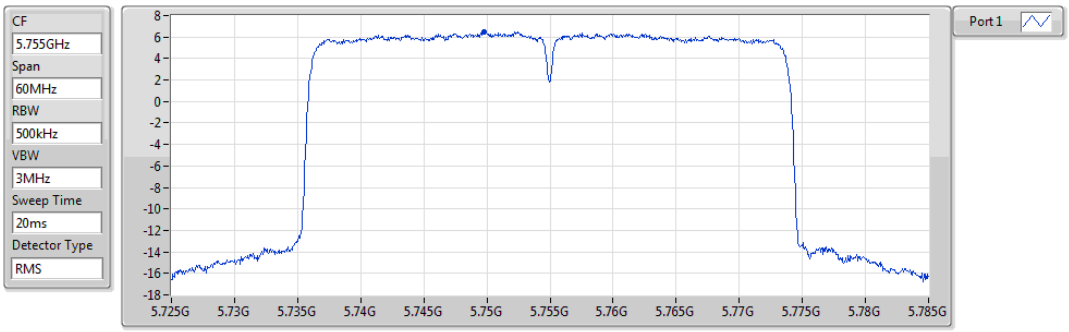

Sum	PD	Port 1
(dBm/RBW)	(dBm/RBW)	(dBm/RBW)
6.48	6.48	6.48

802.11ax HEW40_Nss1,(MCS0)_1TX PSD

5795MHz

01/11/2018

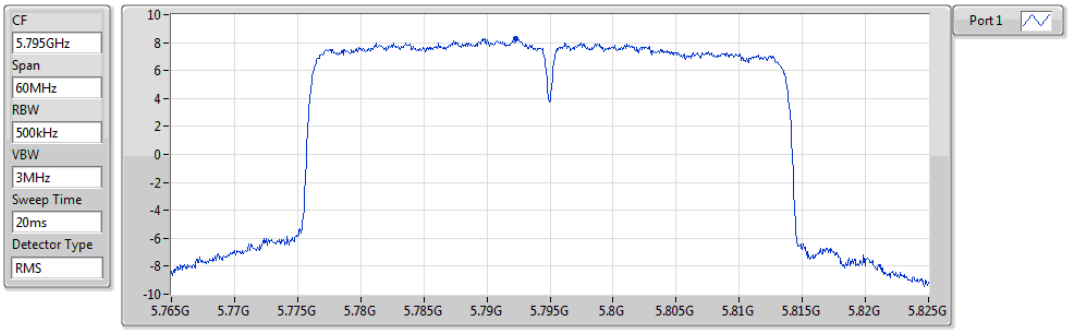

Sum	PD	Port 1
(dBm/RBW)	(dBm/RBW)	(dBm/RBW)
8.30	8.30	8.30

802.11ax HEW80_Nss1,(MCS0)_1TX PSD

5210MHz

01/11/2018

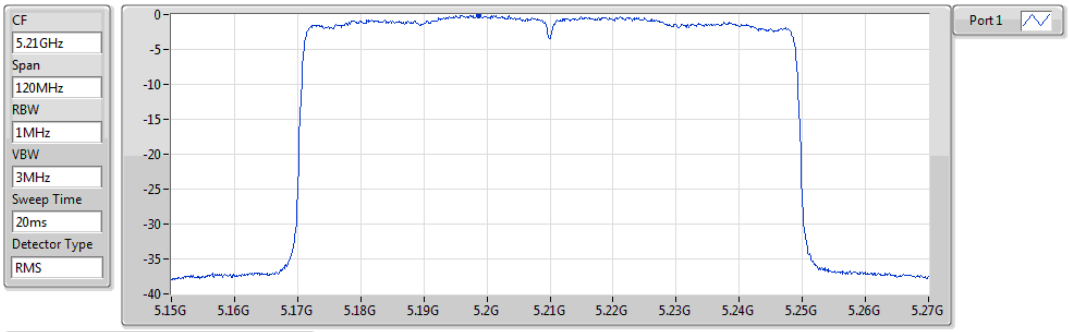

Sum	PD	Port 1
(dBm/RBW)	(dBm/RBW)	(dBm/RBW)
-0.10	-0.10	-0.10

802.11ax HEW80_Nss1,(MCS0)_1TX PSD

5775MHz

01/11/2018

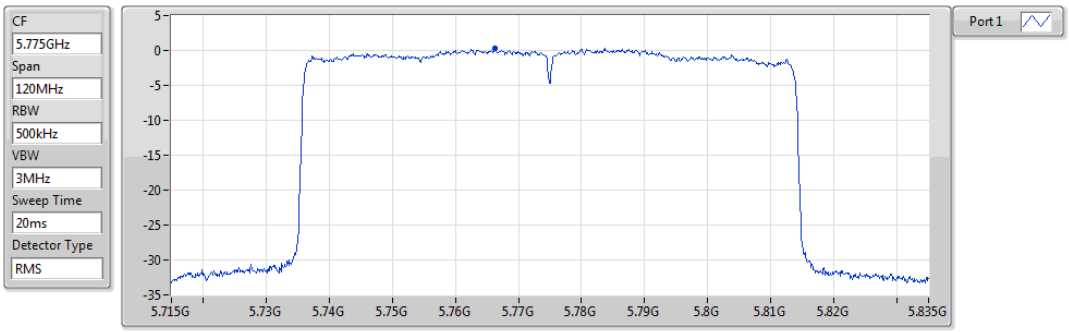

Sum	PD	Port 1
(dBm/RBW)	(dBm/RBW)	(dBm/RBW)
0.33	0.33	0.33

Summary

Mode	PD (dBm/RBW)
5.15-5.25GHz	-
802.11ax HEW20_Nss2,(MCS0)_2TX	12.63
802.11ax HEW40_Nss2,(MCS0)_2TX	7.17
802.11ax HEW80_Nss2,(MCS0)_2TX	-1.31
5.725-5.85GHz	-
802.11ax HEW20_Nss2,(MCS0)_2TX	10.06
802.11ax HEW40_Nss2,(MCS0)_2TX	7.78
802.11ax HEW80_Nss2,(MCS0)_2TX	0.41

RBW = 500kHz for 5.725-5.85GHz band / 1MHz for other band;

Result

Mode	Result	DG (dBi)	Port 1 (dBm/RBW)	Port 2 (dBm/RBW)	PD (dBm/RBW)	PD Limit (dBm/RBW)
802.11ax HEW20_Nss2,(MCS0)_2TX	-	-	-	-	-	-
5180MHz	Pass	5.10	3.91	4.12	6.96	17.00
5200MHz	Pass	5.10	8.41	8.56	11.47	17.00
5240MHz	Pass	5.10	9.78	9.51	12.63	17.00
5745MHz	Pass	5.10	6.63	6.66	9.60	30.00
5785MHz	Pass	5.10	7.20	7.07	10.06	30.00
5825MHz	Pass	5.10	5.97	5.64	8.79	30.00
802.11ax HEW40_Nss2,(MCS0)_2TX	-	-	-	-	-	-
5190MHz	Pass	5.10	-0.49	-1.65	1.87	17.00
5230MHz	Pass	5.10	4.69	3.62	7.17	17.00
5755MHz	Pass	5.10	4.11	3.88	6.83	30.00
5795MHz	Pass	5.10	4.81	4.80	7.78	30.00
802.11ax HEW80_Nss2,(MCS0)_2TX	-	-	-	-	-	-
5210MHz	Pass	5.10	-4.49	-3.97	-1.31	17.00
5775MHz	Pass	5.10	-2.46	-2.47	0.41	30.00

DG = Directional Gain; **RBW** = 500kHz for 5.725-5.85GHz band / 1MHz for other band;
PD = trace bin-by-bin of each transmits port summing can be performed maximum power density; **Port X** = Port Xpower density;

802.11ax HEW20_Nss2,(MCS0)_2TX PSD

5180MHz

01/11/2018

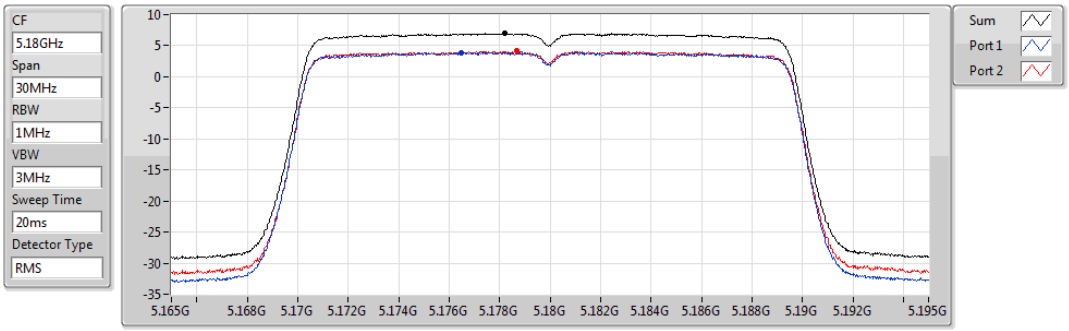

Sum	PD	Port 1	Port 2
(dBm/RBW)	(dBm/RBW)	(dBm/RBW)	(dBm/RBW)
6.96	6.96	3.91	4.12

802.11ax HEW20_Nss2,(MCS0)_2TX PSD

5200MHz

01/11/2018

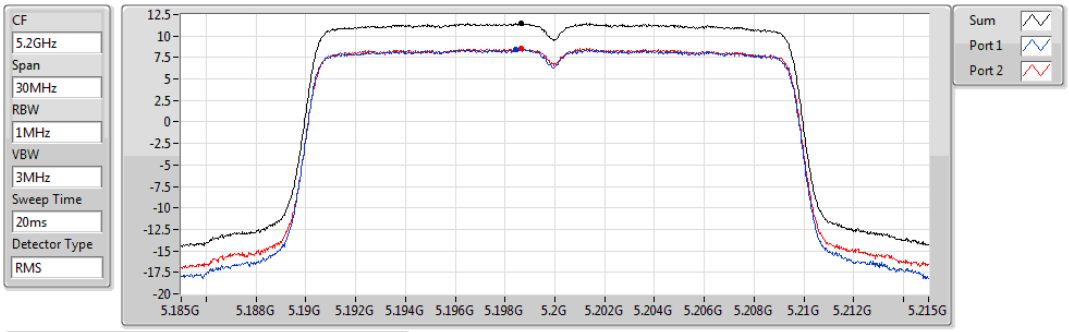

Sum	PD	Port 1	Port 2
(dBm/RBW)	(dBm/RBW)	(dBm/RBW)	(dBm/RBW)
11.47	11.47	8.41	8.56

802.11ax HEW20_Nss2,(MCS0)_2TX PSD

5240MHz

01/11/2018

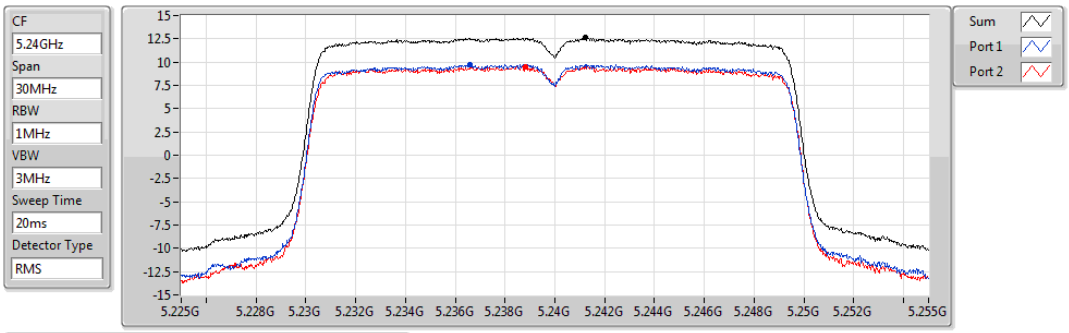

Sum	PD	Port 1	Port 2
(dBm/RBW)	(dBm/RBW)	(dBm/RBW)	(dBm/RBW)
12.63	12.63	9.78	9.51

802.11ax HEW20_Nss2,(MCS0)_2TX PSD

5745MHz

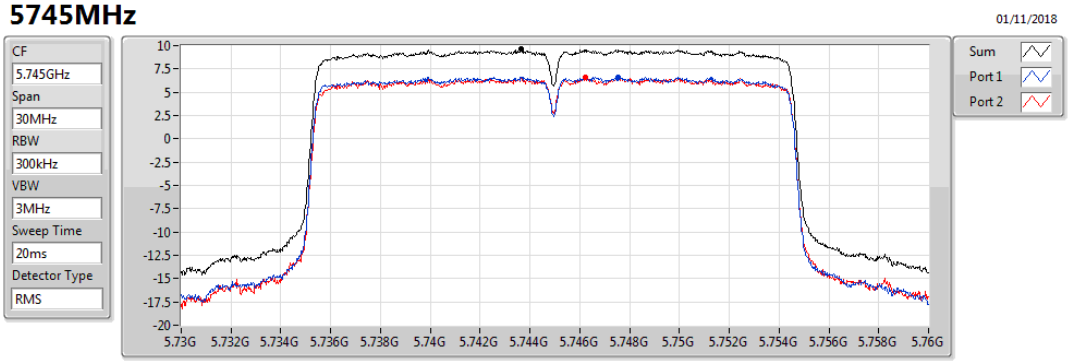

Sum	PD	Port 1	Port 2
(dBm/RBW)	(dBm/RBW)	(dBm/RBW)	(dBm/RBW)
9.60	9.60	6.63	6.66

802.11ax HEW20_Nss2,(MCS0)_2TX PSD

5785MHz

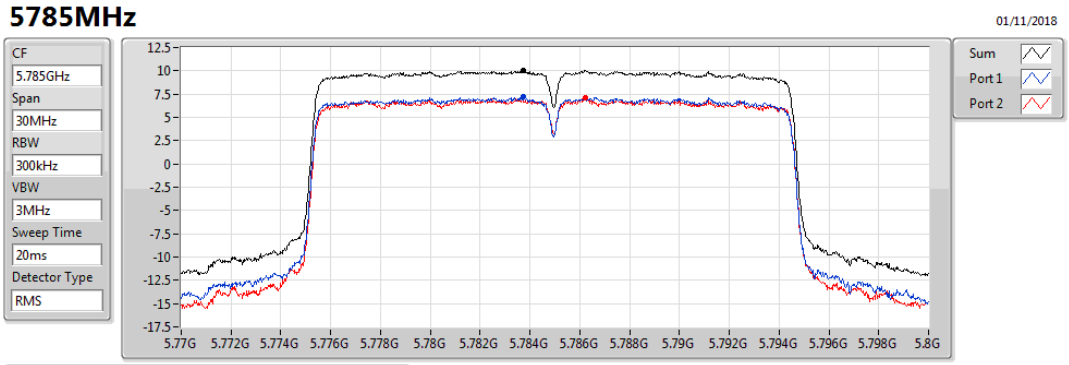

Sum	PD	Port 1	Port 2
(dBm/RBW)	(dBm/RBW)	(dBm/RBW)	(dBm/RBW)
10.06	10.06	7.20	7.07

802.11ax HEW20_Nss2,(MCS0)_2TX PSD

5825MHz

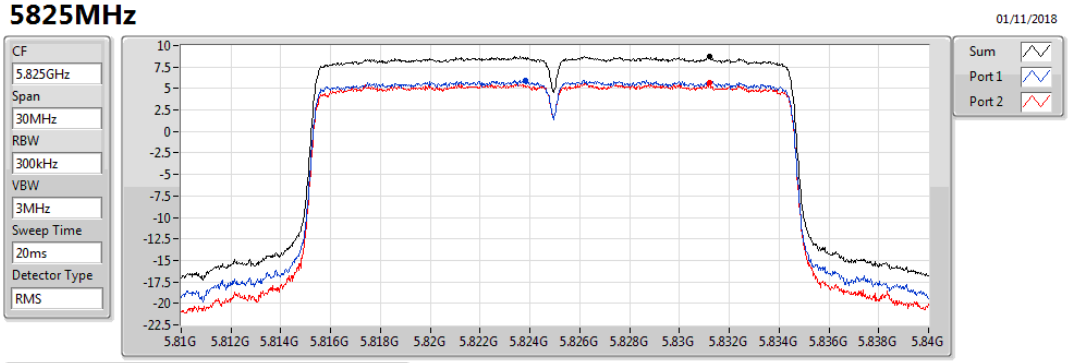

Sum	PD	Port 1	Port 2
(dBm/RBW)	(dBm/RBW)	(dBm/RBW)	(dBm/RBW)
8.79	8.79	5.97	5.64

802.11ax HEW40_Nss2,(MCS0)_2TX PSD

5190MHz

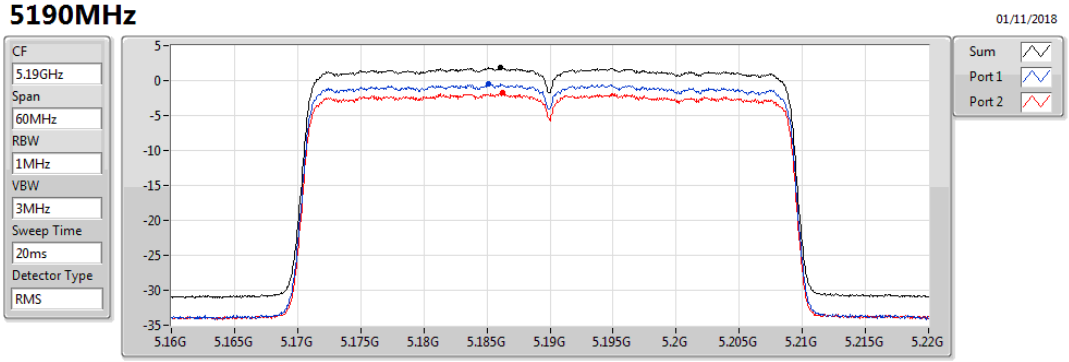

Sum	PD	Port 1	Port 2
(dBm/RBW)	(dBm/RBW)	(dBm/RBW)	(dBm/RBW)
1.87	1.87	-0.49	-1.65

802.11ax HEW40_Nss2,(MCS0)_2TX PSD

5230MHz

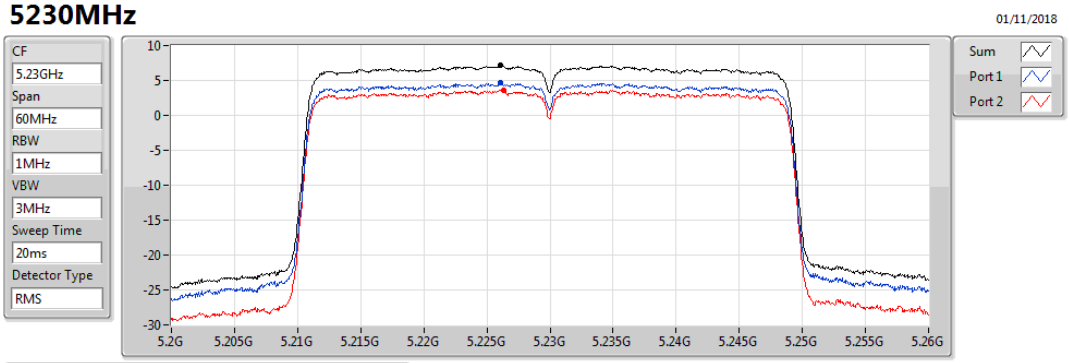

Sum	PD	Port 1	Port 2
(dBm/RBW)	(dBm/RBW)	(dBm/RBW)	(dBm/RBW)
7.17	7.17	4.69	3.62

802.11ax HEW40_Nss2,(MCS0)_2TX PSD

5755MHz

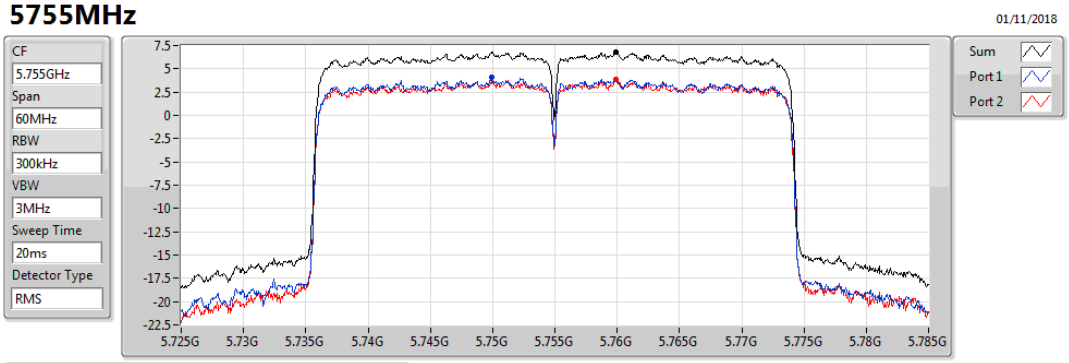

Sum	PD	Port 1	Port 2
(dBm/RBW)	(dBm/RBW)	(dBm/RBW)	(dBm/RBW)
6.83	6.83	4.11	3.88

802.11ax HEW40_Nss2,(MCS0)_2TX PSD

5795MHz

01/11/2018

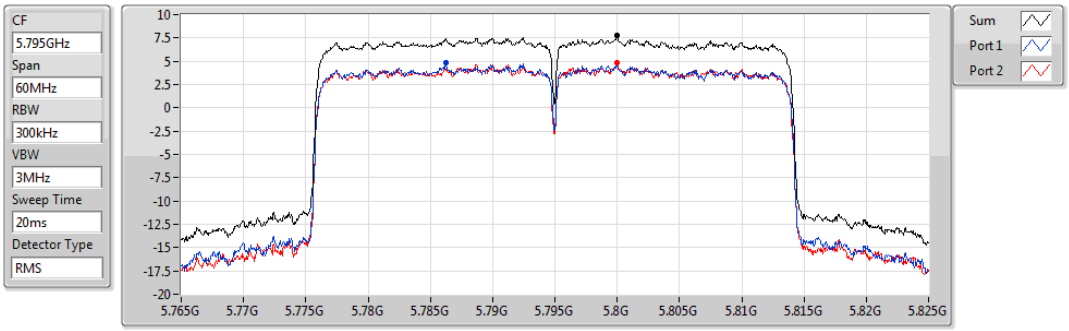

Sum	PD	Port 1	Port 2
(dBm/RBW)	(dBm/RBW)	(dBm/RBW)	(dBm/RBW)
7.78	7.78	4.81	4.80

802.11ax HEW80_Nss2,(MCS0)_2TX PSD

5210MHz

01/11/2018

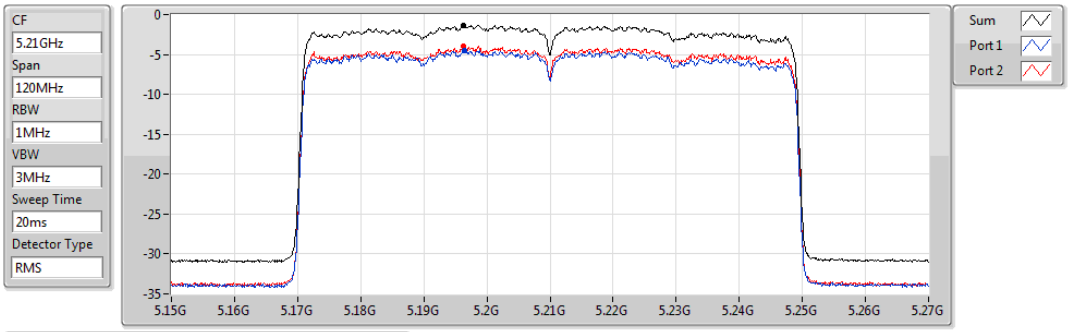

Sum	PD	Port 1	Port 2
(dBm/RBW)	(dBm/RBW)	(dBm/RBW)	(dBm/RBW)
-1.31	-1.31	-4.49	-3.97

802.11ax HEW80_Nss2,(MCS0)_2TX PSD

5775MHz

01/11/2018

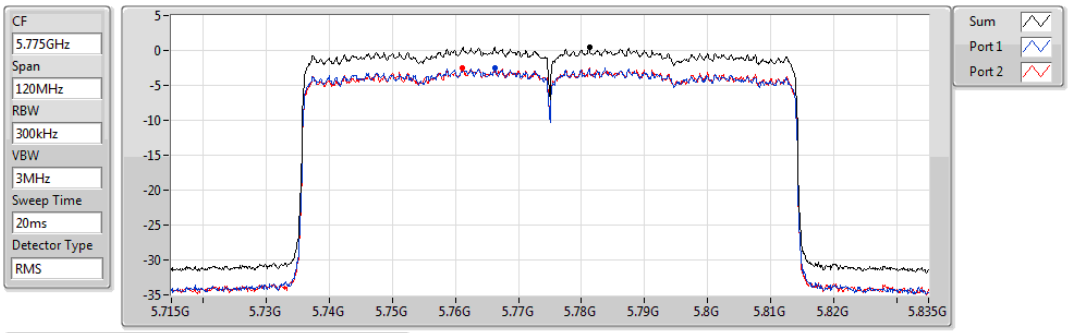

Sum	PD	Port 1	Port 2
(dBm/RBW)	(dBm/RBW)	(dBm/RBW)	(dBm/RBW)
0.41	0.41	-2.46	-2.47

Summary

Mode	PD (dBm/RBW)
5.15-5.25GHz	-
802.11a_Nss1,(6Mbps)_4TX	12.00
5.725-5.85GHz	-
802.11a_Nss1,(6Mbps)_4TX	15.35

RBW = 500kHz for 5.725-5.85GHz band / 1MHz for other band;

Result

Mode	Result	DG (dBi)	Port 1 (dBm/RBW)	Port 2 (dBm/RBW)	Port 3 (dBm/RBW)	Port 4 (dBm/RBW)	PD (dBm/RBW)	PD Limit (dBm/RBW)
802.11a_Nss1,(6Mbps)_4TX	-	-	-	-	-	-	-	-
5180MHz	Pass	10.97	6.36	6.08	5.78	5.73	11.96	12.03
5200MHz	Pass	10.97	5.85	6.01	6.29	6.02	12.00	12.03
5240MHz	Pass	10.97	5.52	6.21	6.53	5.88	11.93	12.03
5745MHz	Pass	10.97	8.86	8.89	9.95	10.08	15.35	25.03
5785MHz	Pass	10.97	8.87	8.44	9.13	9.53	14.93	25.03
5825MHz	Pass	10.97	8.19	8.28	9.37	9.33	14.75	25.03

DG = Directional Gain; **RBW** = 500kHz for 5.725-5.85GHz band / 1MHz for other band;
PD = trace bin-by-bin of each transmits port summing can be performed maximum power density; **Port X** = Port Xpower density;

802.11a_Nss1,(6Mbps)_4TX PSD

5180MHz

14/11/2018

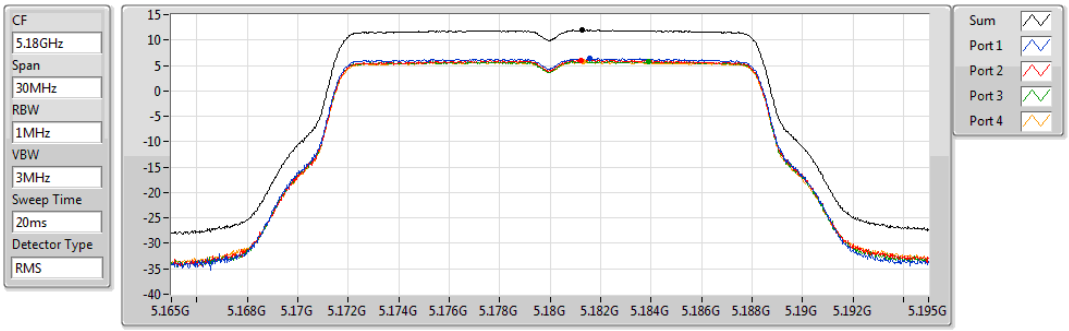

Sum	PD	Port 1	Port 2	Port 3	Port 4
(dBm/RBW)	(dBm/RBW)	(dBm/RBW)	(dBm/RBW)	(dBm/RBW)	(dBm/RBW)
11.96	11.96	6.36	6.08	5.78	5.73

802.11a_Nss1,(6Mbps)_4TX PSD

5200MHz

01/11/2018

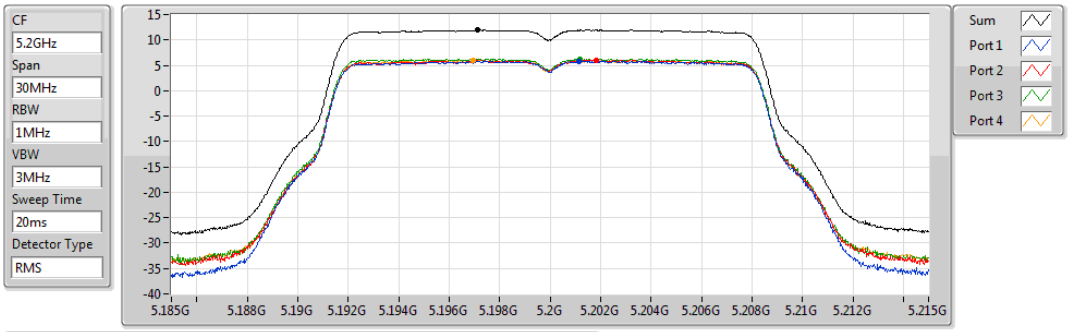

Sum	PD	Port 1	Port 2	Port 3	Port 4
(dBm/RBW)	(dBm/RBW)	(dBm/RBW)	(dBm/RBW)	(dBm/RBW)	(dBm/RBW)
12.00	12.00	5.85	6.01	6.29	6.02

802.11a_Nss1,(6Mbps)_4TX PSD

5240MHz

01/11/2018

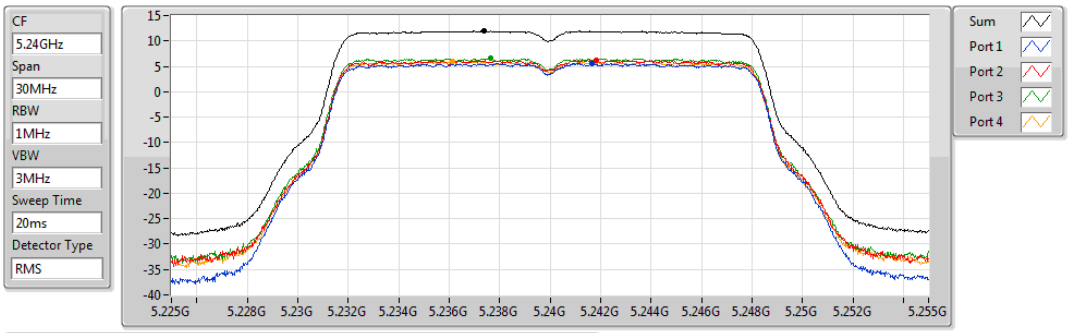

Sum	PD	Port 1	Port 2	Port 3	Port 4
(dBm/RBW)	(dBm/RBW)	(dBm/RBW)	(dBm/RBW)	(dBm/RBW)	(dBm/RBW)
11.93	11.93	5.52	6.21	6.53	5.88

802.11a_Nss1,(6Mbps)_4TX PSD

5745MHz

01/11/2018

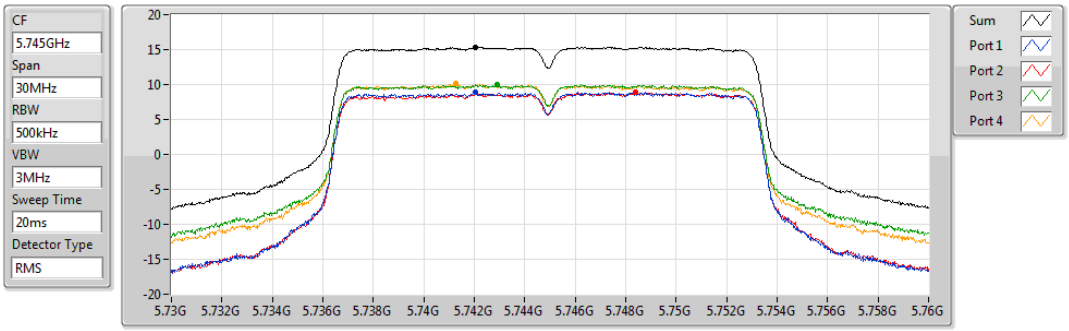

Sum	PD	Port 1	Port 2	Port 3	Port 4
(dBm/RBW)	(dBm/RBW)	(dBm/RBW)	(dBm/RBW)	(dBm/RBW)	(dBm/RBW)
15.35	15.35	8.86	8.89	9.95	10.08

802.11a_Nss1,(6Mbps)_4TX PSD

5785MHz

01/11/2018

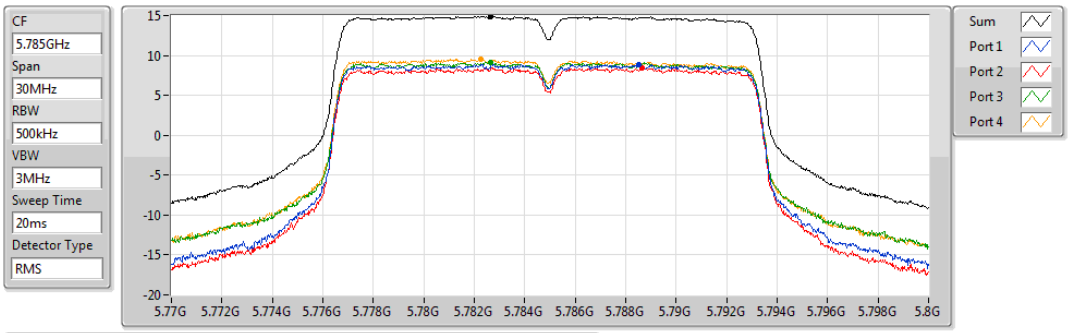

Sum	PD	Port 1	Port 2	Port 3	Port 4
(dBm/RBW)	(dBm/RBW)	(dBm/RBW)	(dBm/RBW)	(dBm/RBW)	(dBm/RBW)
14.93	14.93	8.87	8.44	9.13	9.53

802.11a_Nss1,(6Mbps)_4TX PSD

5825MHz

01/11/2018

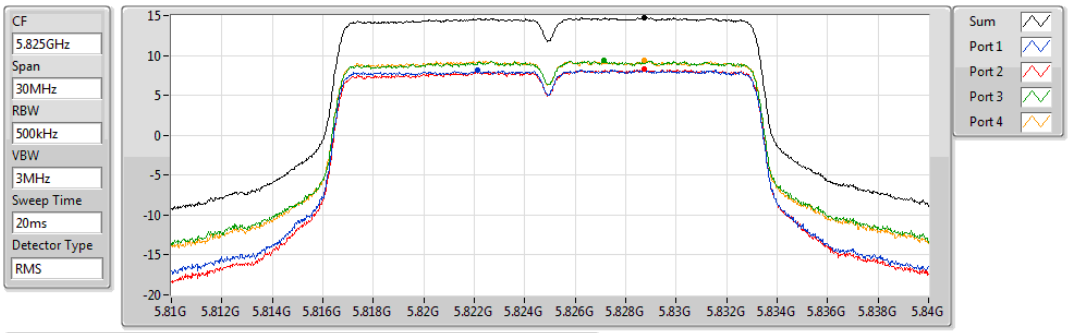

Sum	PD	Port 1	Port 2	Port 3	Port 4
(dBm/RBW)	(dBm/RBW)	(dBm/RBW)	(dBm/RBW)	(dBm/RBW)	(dBm/RBW)
14.75	14.75	8.19	8.28	9.37	9.33

Summary

Mode	PD (dBm/RBW)
5.15-5.25GHz	-
802.11ax HEW20_Nss1,(MCS0)_4TX	11.88
802.11ax HEW40_Nss1,(MCS0)_4TX	8.53
802.11ax HEW80_Nss1,(MCS0)_4TX	-1.04
5.725-5.85GHz	-
802.11ax HEW20_Nss1,(MCS0)_4TX	12.79
802.11ax HEW40_Nss1,(MCS0)_4TX	9.17
802.11ax HEW80_Nss1,(MCS0)_4TX	1.56

RBW = 500kHz for 5.725-5.85GHz band / 1MHz for other band;

Result

Mode	Result	DG (dBi)	Port 1 (dBm/RBW)	Port 2 (dBm/RBW)	Port 3 (dBm/RBW)	Port 4 (dBm/RBW)	PD (dBm/RBW)	PD Limit (dBm/RBW)
802.11ax HEW20_Nss1,(MCS0)_4TX	-	-	-	-	-	-	-	-
5180MHz	Pass	10.97	2.12	1.88	2.79	2.20	8.22	12.03
5200MHz	Pass	10.97	5.69	5.33	6.61	6.14	11.87	12.03
5240MHz	Pass	10.97	5.61	5.80	6.57	6.01	11.88	12.03
5745MHz	Pass	10.97	6.48	6.13	7.32	7.24	12.73	25.03
5785MHz	Pass	10.97	6.39	6.12	7.52	7.49	12.79	25.03
5825MHz	Pass	10.97	5.73	5.28	6.27	6.22	11.77	25.03
802.11ax HEW40_Nss1,(MCS0)_4TX	-	-	-	-	-	-	-	-
5190MHz	Pass	10.97	-2.33	-3.57	-2.00	-2.97	3.26	12.03
5230MHz	Pass	10.97	2.96	1.71	3.19	2.54	8.53	12.03
5755MHz	Pass	10.97	1.64	1.83	2.23	1.12	7.55	25.03
5795MHz	Pass	10.97	3.33	3.23	3.46	3.10	9.17	25.03
802.11ax HEW80_Nss1,(MCS0)_4TX	-	-	-	-	-	-	-	-
5210MHz	Pass	10.97	-7.15	-6.91	-6.71	-6.92	-1.04	12.03
5775MHz	Pass	10.97	-4.02	-4.89	-4.36	-4.59	1.56	25.03

DG = Directional Gain; **RBW** = 500kHz for 5.725-5.85GHz band / 1MHz for other band;
PD = trace bin-by-bin of each transmits port summing can be performed maximum power density; **Port X** = Port Xpower density;

802.11ax HEW20_Nss1,(MCS0)_4TX PSD

5180MHz

31/10/2018

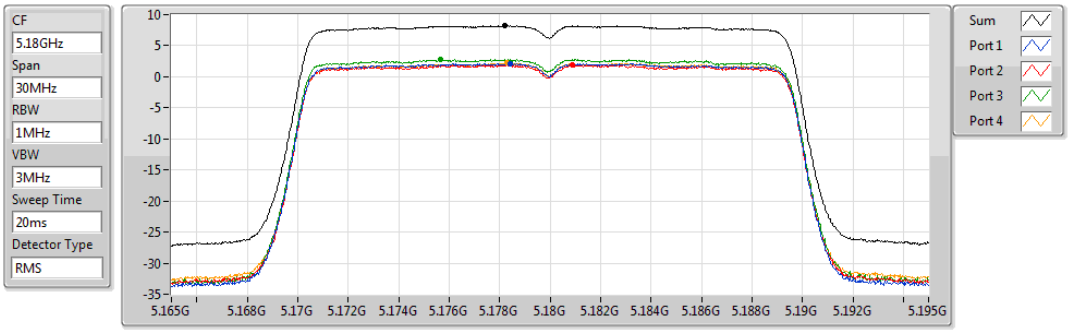

Sum	PD	Port 1	Port 2	Port 3	Port 4
(dBm/RBW)	(dBm/RBW)	(dBm/RBW)	(dBm/RBW)	(dBm/RBW)	(dBm/RBW)
8.22	8.22	2.12	1.88	2.79	2.20

802.11ax HEW20_Nss1,(MCS0)_4TX PSD

5200MHz

31/10/2018

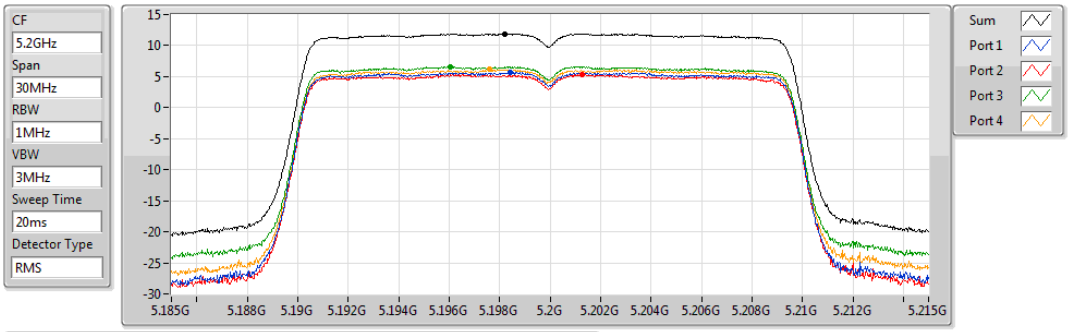

Sum	PD	Port 1	Port 2	Port 3	Port 4
(dBm/RBW)	(dBm/RBW)	(dBm/RBW)	(dBm/RBW)	(dBm/RBW)	(dBm/RBW)
11.87	11.87	5.69	5.33	6.61	6.14

802.11ax HEW20_Nss1,(MCS0)_4TX PSD

5240MHz

31/10/2018

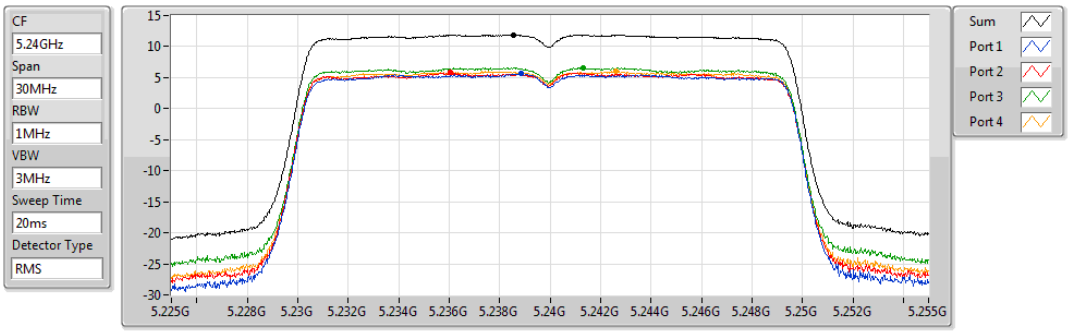

Sum	PD	Port 1	Port 2	Port 3	Port 4
(dBm/RBW)	(dBm/RBW)	(dBm/RBW)	(dBm/RBW)	(dBm/RBW)	(dBm/RBW)
11.88	11.88	5.61	5.80	6.57	6.01

802.11ax HEW20_Nss1,(MCS0)_4TX PSD

5745MHz

31/10/2018

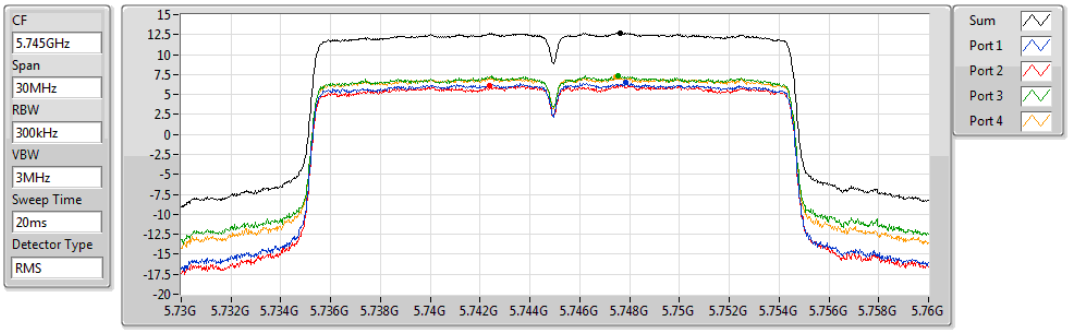

Sum	PD	Port 1	Port 2	Port 3	Port 4
(dBm/RBW)	(dBm/RBW)	(dBm/RBW)	(dBm/RBW)	(dBm/RBW)	(dBm/RBW)
12.73	12.73	6.48	6.13	7.32	7.24

802.11ax HEW20_Nss1,(MCS0)_4TX PSD

5785MHz

31/10/2018

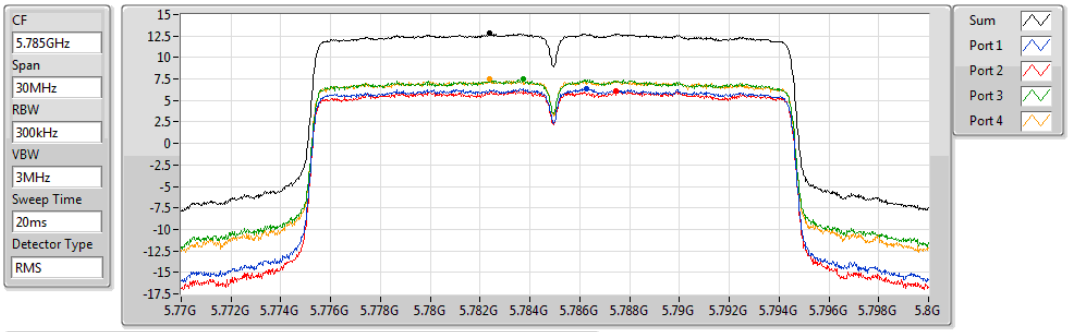

Sum	PD	Port 1	Port 2	Port 3	Port 4
(dBm/RBW)	(dBm/RBW)	(dBm/RBW)	(dBm/RBW)	(dBm/RBW)	(dBm/RBW)
12.79	12.79	6.39	6.12	7.52	7.49

802.11ax HEW20_Nss1,(MCS0)_4TX PSD

5825MHz

31/10/2018

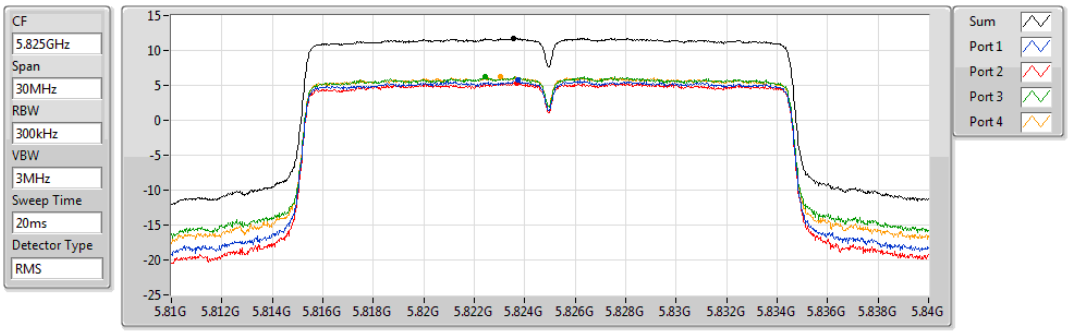

Sum	PD	Port 1	Port 2	Port 3	Port 4
(dBm/RBW)	(dBm/RBW)	(dBm/RBW)	(dBm/RBW)	(dBm/RBW)	(dBm/RBW)
11.77	11.77	5.73	5.28	6.27	6.22

802.11ax HEW40_Nss1,(MCS0)_4TX PSD

5190MHz

31/10/2018

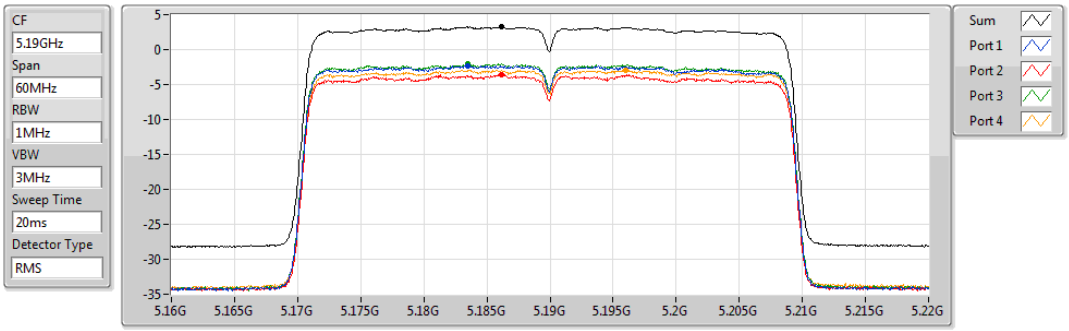

Sum	PD	Port 1	Port 2	Port 3	Port 4
(dBm/RBW)	(dBm/RBW)	(dBm/RBW)	(dBm/RBW)	(dBm/RBW)	(dBm/RBW)
3.26	3.26	-2.33	-3.57	-2.00	-2.97

802.11ax HEW40_Nss1,(MCS0)_4TX PSD

5230MHz

31/10/2018

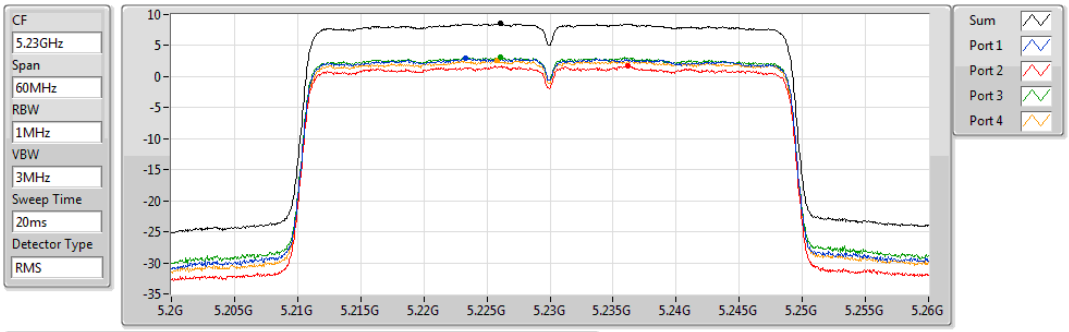

Sum	PD	Port 1	Port 2	Port 3	Port 4
(dBm/RBW)	(dBm/RBW)	(dBm/RBW)	(dBm/RBW)	(dBm/RBW)	(dBm/RBW)
8.53	8.53	2.96	1.71	3.19	2.54

802.11ax HEW40_Nss1,(MCS0)_4TX PSD

5755MHz

31/10/2018

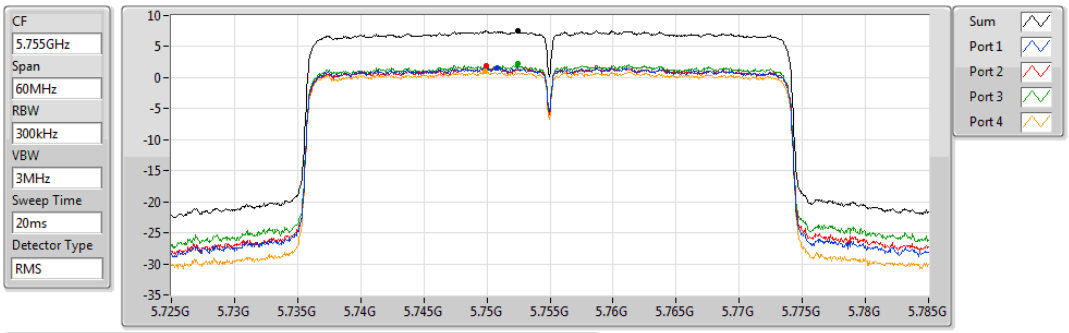

Sum	PD	Port 1	Port 2	Port 3	Port 4
(dBm/RBW)	(dBm/RBW)	(dBm/RBW)	(dBm/RBW)	(dBm/RBW)	(dBm/RBW)
7.55	7.55	1.64	1.83	2.23	1.12

802.11ax HEW40_Nss1,(MCS0)_4TX PSD

5795MHz

31/10/2018

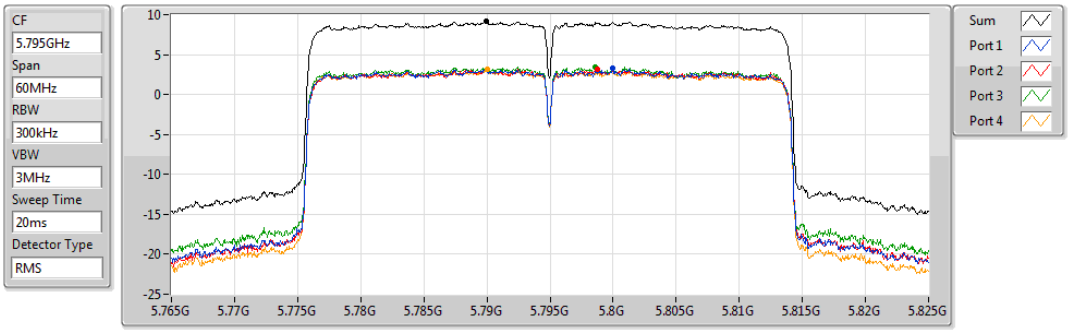

Sum	PD	Port 1	Port 2	Port 3	Port 4
(dBm/RBW)	(dBm/RBW)	(dBm/RBW)	(dBm/RBW)	(dBm/RBW)	(dBm/RBW)
9.17	9.17	3.33	3.23	3.46	3.10

802.11ax HEW80_Nss1,(MCS0)_4TX PSD

5210MHz

31/10/2018

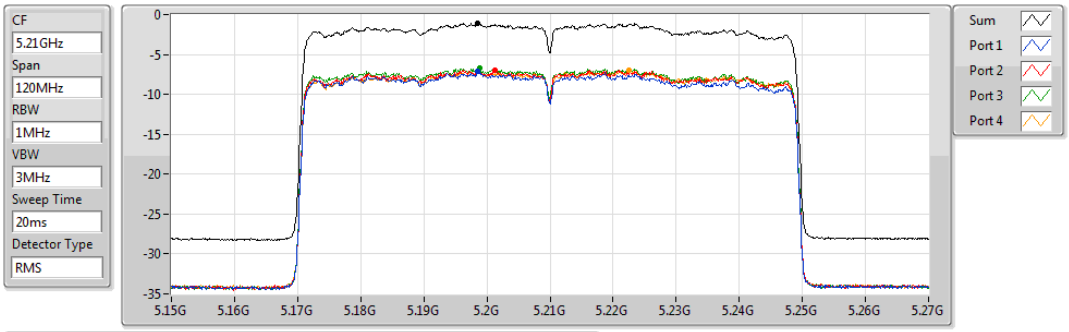

Sum	PD	Port 1	Port 2	Port 3	Port 4
(dBm/RBW)	(dBm/RBW)	(dBm/RBW)	(dBm/RBW)	(dBm/RBW)	(dBm/RBW)
-1.04	-1.04	-7.15	-6.91	-6.71	-6.92

802.11ax HEW80_Nss1,(MCS0)_4TX PSD

5775MHz

31/10/2018

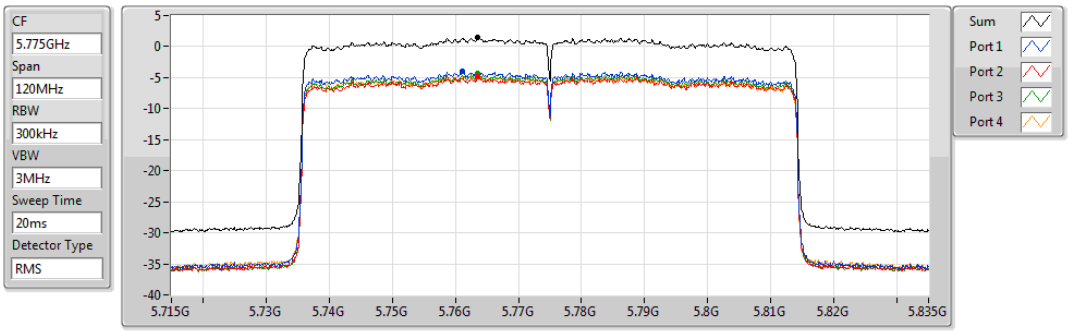

Sum	PD	Port 1	Port 2	Port 3	Port 4
(dBm/RBW)	(dBm/RBW)	(dBm/RBW)	(dBm/RBW)	(dBm/RBW)	(dBm/RBW)
1.56	1.56	-4.02	-4.89	-4.36	-4.59

Summary

Mode	PD (dBm/RBW)
5.15-5.25GHz	-
802.11ax HEW20-BF_Nss1,(MCS0)_4TX	11.82
802.11ax HEW40-BF_Nss1,(MCS0)_4TX	8.73
802.11ax HEW80-BF_Nss1,(MCS0)_4TX	3.33
5.725-5.85GHz	-
802.11ax HEW20-BF_Nss1,(MCS0)_4TX	10.34
802.11ax HEW40-BF_Nss1,(MCS0)_4TX	7.43
802.11ax HEW80-BF_Nss1,(MCS0)_4TX	3.77

RBW = 500kHz for 5.725-5.85GHz band / 1MHz for other band;

Result

Mode	Result	DG (dBi)	Port 1 (dBm/RBW)	Port 2 (dBm/RBW)	Port 3 (dBm/RBW)	Port 4 (dBm/RBW)	PD (dBm/RBW)	PD Limit (dBm/RBW)
802.11ax HEW20-BF_Nss1,(MCS0)_4TX	-	-	-	-	-	-	-	-
5180MHz	Pass	10.97	4.59	4.16	5.13	5.09	10.70	12.03
5200MHz	Pass	10.97	5.61	5.53	6.42	5.91	11.82	12.03
5240MHz	Pass	10.97	5.96	5.39	6.11	5.63	11.74	12.03
5745MHz	Pass	10.97	3.99	3.81	4.63	4.67	10.22	25.03
5785MHz	Pass	10.97	3.85	4.35	4.65	4.72	10.34	25.03
5825MHz	Pass	10.97	3.56	4.04	4.59	4.48	10.16	25.03
802.11ax HEW40-BF_Nss1,(MCS0)_4TX	-	-	-	-	-	-	-	-
5190MHz	Pass	10.97	-1.29	-2.19	-1.79	-2.11	4.11	12.03
5230MHz	Pass	10.97	3.08	2.30	3.13	2.60	8.73	12.03
5755MHz	Pass	10.97	1.49	1.59	1.36	0.70	7.23	25.03
5795MHz	Pass	10.97	1.48	1.96	1.37	1.16	7.43	25.03
802.11ax HEW80-BF_Nss1,(MCS0)_4TX	-	-	-	-	-	-	-	-
5210MHz	Pass	10.97	-3.04	-2.53	-2.09	-2.74	3.33	12.03
5775MHz	Pass	10.97	-2.08	-2.00	-2.34	-2.50	3.77	25.03

DG = Directional Gain; **RBW** = 500kHz for 5.725-5.85GHz band / 1MHz for other band;
PD = trace bin-by-bin of each transmits port summing can be performed maximum power density; **Port X** = Port Xpower density;

802.11ax HEW20-BF_Nss1,(MCS0)_4TX PSD

5180MHz

15/11/2018

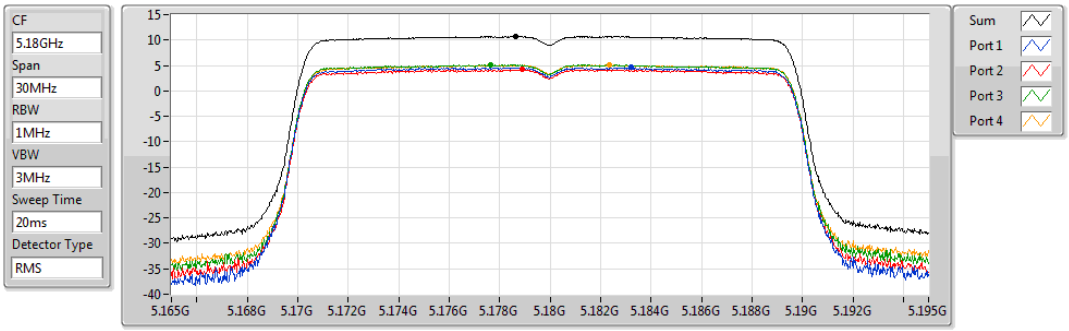

Sum	PD	Port 1	Port 2	Port 3	Port 4
(dBm/RBW)	(dBm/RBW)	(dBm/RBW)	(dBm/RBW)	(dBm/RBW)	(dBm/RBW)
10.70	10.70	4.59	4.16	5.13	5.09

802.11ax HEW20-BF_Nss1,(MCS0)_4TX PSD

5200MHz

15/11/2018

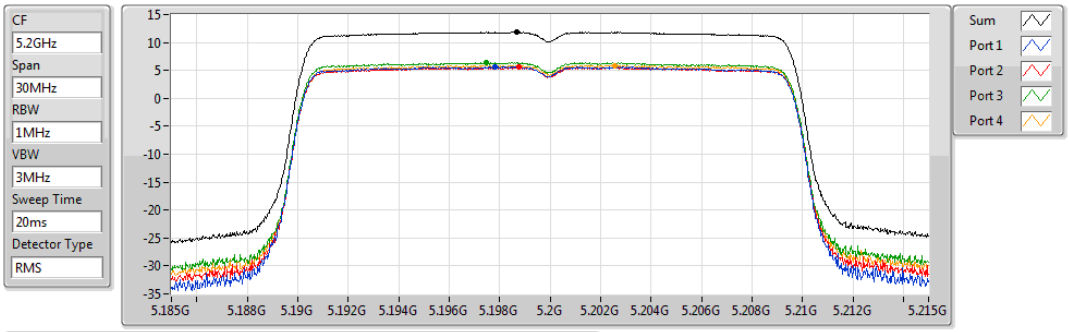

Sum	PD	Port 1	Port 2	Port 3	Port 4
(dBm/RBW)	(dBm/RBW)	(dBm/RBW)	(dBm/RBW)	(dBm/RBW)	(dBm/RBW)
11.82	11.82	5.61	5.53	6.42	5.91

802.11ax HEW20-BF_Nss1,(MCS0)_4TX PSD

5240MHz

15/11/2018

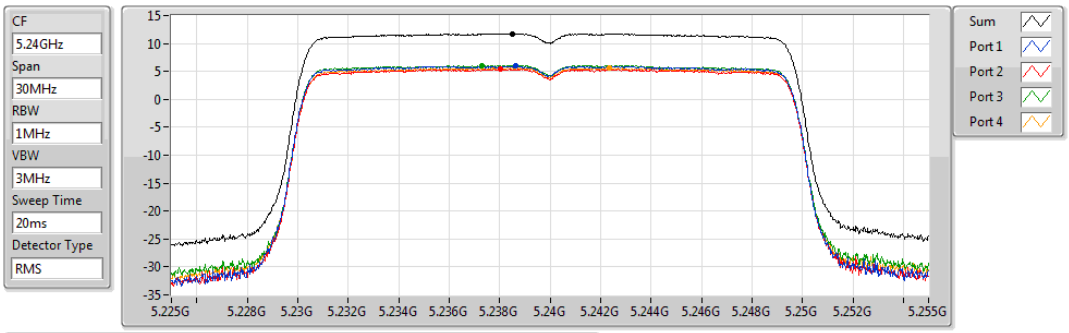

Sum	PD	Port 1	Port 2	Port 3	Port 4
(dBm/RBW)	(dBm/RBW)	(dBm/RBW)	(dBm/RBW)	(dBm/RBW)	(dBm/RBW)
11.74	11.74	5.96	5.39	6.11	5.63

802.11ax HEW20-BF_Nss1,(MCS0)_4TX PSD

5745MHz

15/11/2018

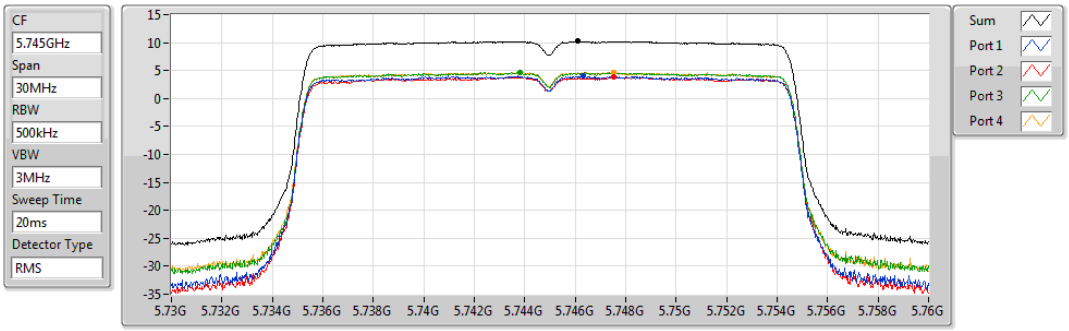

Sum	PD	Port 1	Port 2	Port 3	Port 4
(dBm/RBW)	(dBm/RBW)	(dBm/RBW)	(dBm/RBW)	(dBm/RBW)	(dBm/RBW)
10.22	10.22	3.99	3.81	4.63	4.67

802.11ax HEW20-BF_Nss1,(MCS0)_4TX PSD

5785MHz

15/11/2018

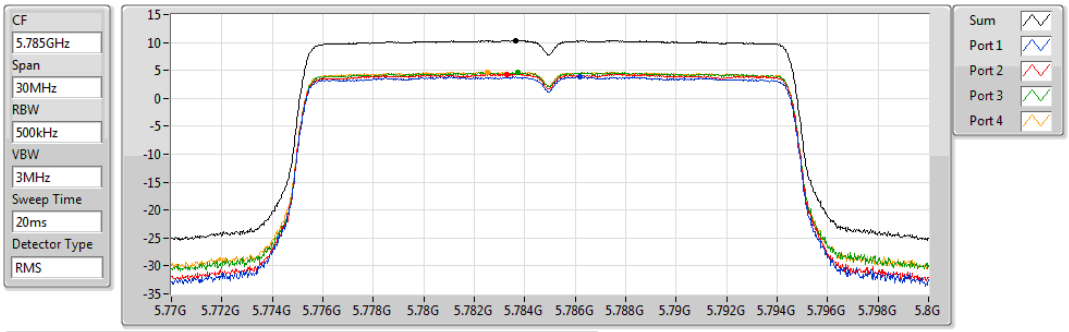

Sum	PD	Port 1	Port 2	Port 3	Port 4
(dBm/RBW)	(dBm/RBW)	(dBm/RBW)	(dBm/RBW)	(dBm/RBW)	(dBm/RBW)
10.34	10.34	3.85	4.35	4.65	4.72

802.11ax HEW20-BF_Nss1,(MCS0)_4TX PSD

5825MHz

15/11/2018

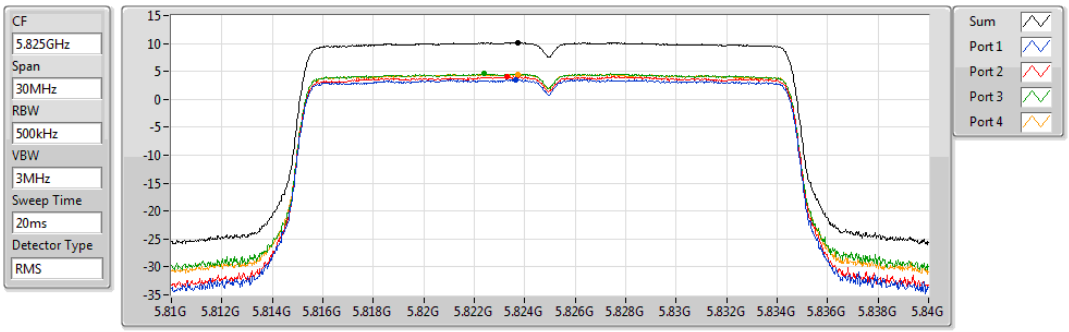

Sum	PD	Port 1	Port 2	Port 3	Port 4
(dBm/RBW)	(dBm/RBW)	(dBm/RBW)	(dBm/RBW)	(dBm/RBW)	(dBm/RBW)
10.16	10.16	3.56	4.04	4.59	4.48

802.11ax HEW40-BF_Nss1,(MCS0)_4TX PSD

5190MHz

15/11/2018

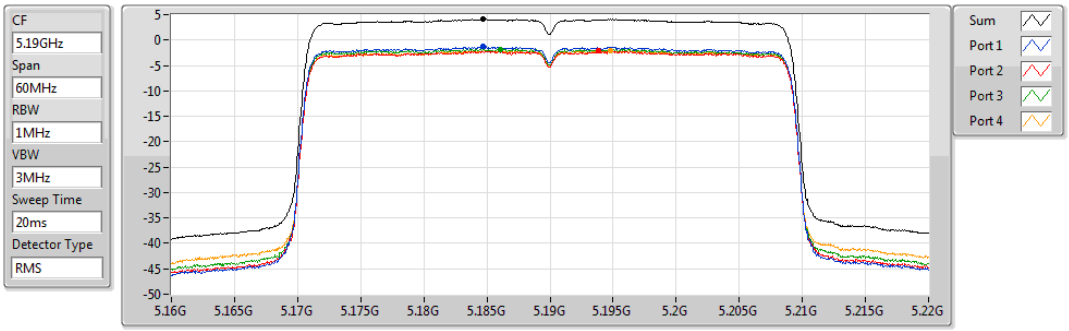

Sum	PD	Port 1	Port 2	Port 3	Port 4
(dBm/RBW)	(dBm/RBW)	(dBm/RBW)	(dBm/RBW)	(dBm/RBW)	(dBm/RBW)
4.11	4.11	-1.29	-2.19	-1.79	-2.11

802.11ax HEW40-BF_Nss1,(MCS0)_4TX PSD

5230MHz

15/11/2018

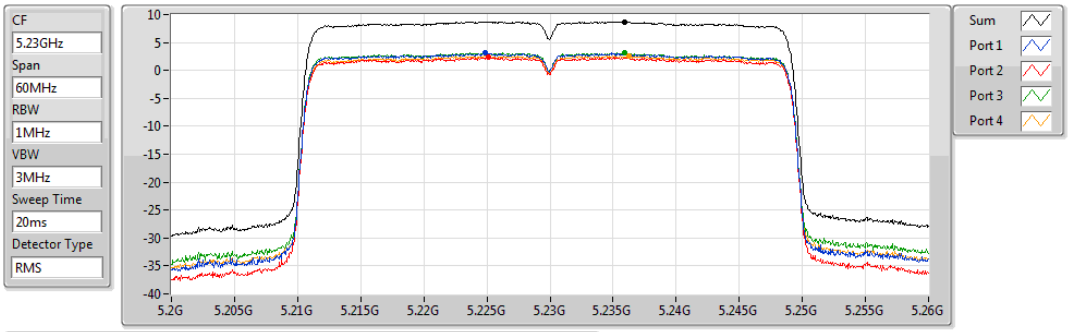

Sum	PD	Port 1	Port 2	Port 3	Port 4
(dBm/RBW)	(dBm/RBW)	(dBm/RBW)	(dBm/RBW)	(dBm/RBW)	(dBm/RBW)
8.73	8.73	3.08	2.30	3.13	2.60

802.11ax HEW40-BF_Nss1,(MCS0)_4TX PSD

5755MHz

15/11/2018

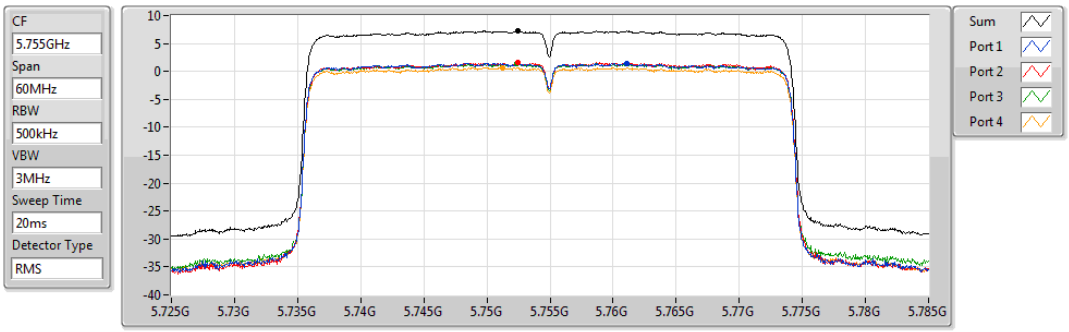

Sum	PD	Port 1	Port 2	Port 3	Port 4
(dBm/RBW)	(dBm/RBW)	(dBm/RBW)	(dBm/RBW)	(dBm/RBW)	(dBm/RBW)
7.23	7.23	1.49	1.59	1.36	0.70

802.11ax HEW40-BF_Nss1,(MCS0)_4TX PSD

5795MHz

15/11/2018

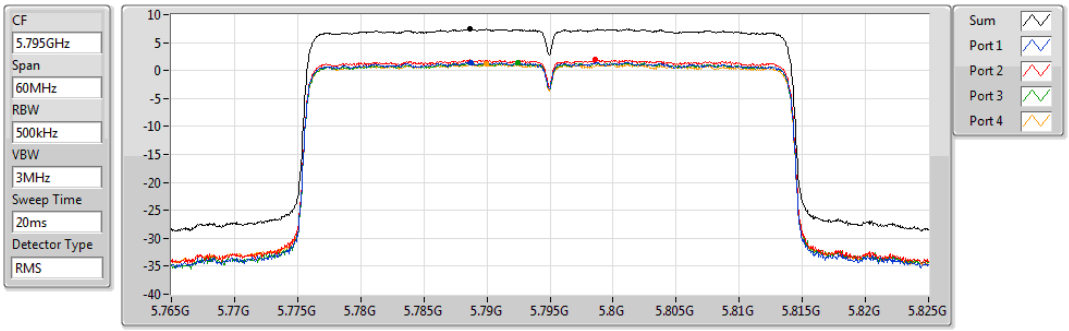

Sum	PD	Port 1	Port 2	Port 3	Port 4
(dBm/RBW)	(dBm/RBW)	(dBm/RBW)	(dBm/RBW)	(dBm/RBW)	(dBm/RBW)
7.43	7.43	1.48	1.96	1.37	1.16

802.11ax HEW80-BF_Nss1,(MCS0)_4TX PSD

5210MHz

15/11/2018

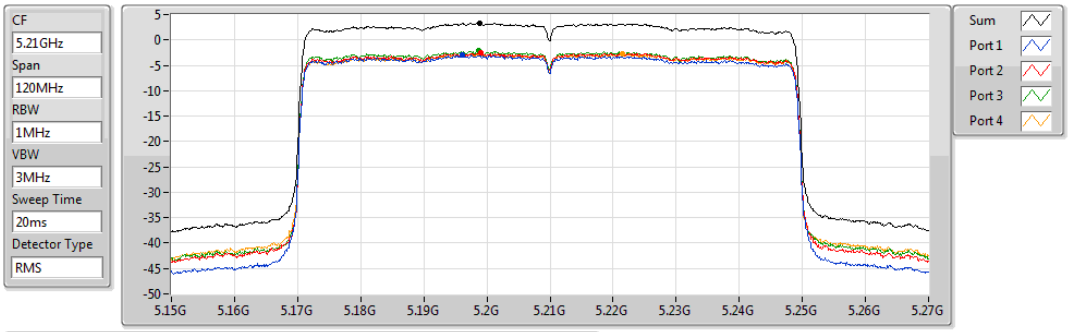

Sum	PD	Port 1	Port 2	Port 3	Port 4
(dBm/RBW)	(dBm/RBW)	(dBm/RBW)	(dBm/RBW)	(dBm/RBW)	(dBm/RBW)
3.33	3.33	-3.04	-2.53	-2.09	-2.74

802.11ax HEW80-BF_Nss1,(MCS0)_4TX PSD

5775MHz

15/11/2018

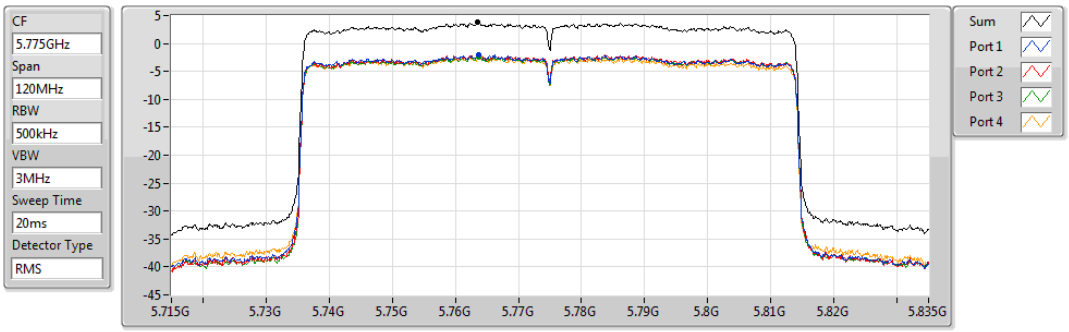

Sum	PD	Port 1	Port 2	Port 3	Port 4
(dBm/RBW)	(dBm/RBW)	(dBm/RBW)	(dBm/RBW)	(dBm/RBW)	(dBm/RBW)
3.77	3.77	-2.08	-2.00	-2.34	-2.50

Summary

Mode	PD (dBm/RBW)
5.15-5.25GHz	-
802.11ax HEW20_Nss4,(MCS0)_4TX	15.17
802.11ax HEW40_Nss4,(MCS0)_4TX	8.90
802.11ax HEW80_Nss4,(MCS0)_4TX	0.52
5.725-5.85GHz	-
802.11ax HEW20_Nss4,(MCS0)_4TX	13.20
802.11ax HEW40_Nss4,(MCS0)_4TX	9.97
802.11ax HEW80_Nss4,(MCS0)_4TX	2.78

RBW = 500kHz for 5.725-5.85GHz band / 1MHz for other band;

Result

Mode	Result	DG (dBi)	Port 1 (dBm/RBW)	Port 2 (dBm/RBW)	Port 3 (dBm/RBW)	Port 4 (dBm/RBW)	PD (dBm/RBW)	PD Limit (dBm/RBW)
802.11ax HEW20_Nss4,(MCS0)_4TX	-	-	-	-	-	-	-	-
5180MHz	Pass	4.96	3.11	2.94	3.58	3.12	9.09	17.00
5200MHz	Pass	4.96	7.73	7.72	8.52	8.10	13.95	17.00
5240MHz	Pass	4.96	9.15	8.85	9.89	9.18	15.17	17.00
5745MHz	Pass	4.96	7.17	6.62	7.59	7.67	13.12	30.00
5785MHz	Pass	4.96	7.04	6.92	7.75	7.88	13.20	30.00
5825MHz	Pass	4.96	6.23	5.37	6.92	6.51	12.11	30.00
802.11ax HEW40_Nss4,(MCS0)_4TX	-	-	-	-	-	-	-	-
5190MHz	Pass	4.96	-1.29	-2.88	-1.67	-2.23	3.88	17.00
5230MHz	Pass	4.96	3.28	1.93	3.68	2.96	8.90	17.00
5755MHz	Pass	4.96	2.87	2.20	3.05	2.23	8.40	30.00
5795MHz	Pass	4.96	4.24	4.07	4.42	3.75	9.97	30.00
802.11ax HEW80_Nss4,(MCS0)_4TX	-	-	-	-	-	-	-	-
5210MHz	Pass	4.96	-5.89	-5.61	-5.04	-5.30	0.52	17.00
5775MHz	Pass	4.96	-3.32	-2.94	-2.94	-3.09	2.78	30.00

DG = Directional Gain; **RBW** = 500kHz for 5.725-5.85GHz band / 1MHz for other band;
PD = trace bin-by-bin of each transmits port summing can be performed maximum power density; **Port X** = Port Xpower density;

802.11ax HEW20_Nss4,(MCS0)_4TX PSD

5180MHz

31/10/2018

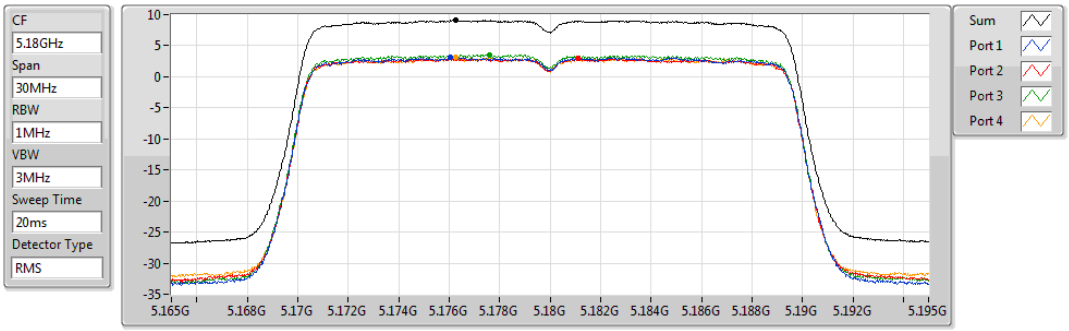

Sum	PD	Port 1	Port 2	Port 3	Port 4
(dBm/RBW)	(dBm/RBW)	(dBm/RBW)	(dBm/RBW)	(dBm/RBW)	(dBm/RBW)
9.09	9.09	3.11	2.94	3.58	3.12

802.11ax HEW20_Nss4,(MCS0)_4TX PSD

5200MHz

31/10/2018

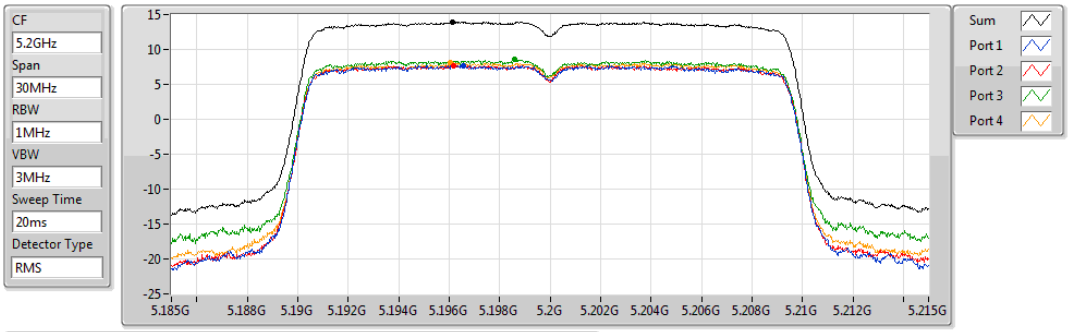

Sum	PD	Port 1	Port 2	Port 3	Port 4
(dBm/RBW)	(dBm/RBW)	(dBm/RBW)	(dBm/RBW)	(dBm/RBW)	(dBm/RBW)
13.95	13.95	7.73	7.72	8.52	8.10

802.11ax HEW20_Nss4,(MCS0)_4TX PSD

5240MHz

31/10/2018

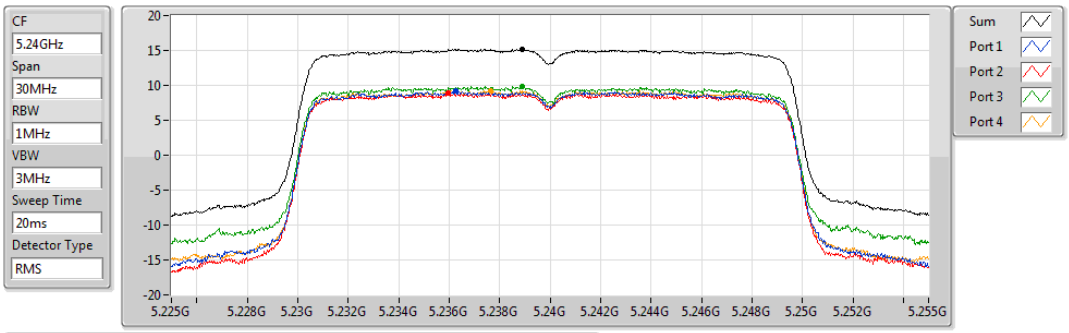

Sum	PD	Port 1	Port 2	Port 3	Port 4
(dBm/RBW)	(dBm/RBW)	(dBm/RBW)	(dBm/RBW)	(dBm/RBW)	(dBm/RBW)
15.17	15.17	9.15	8.85	9.89	9.18

802.11ax HEW20_Nss4,(MCS0)_4TX PSD

5745MHz

31/10/2018

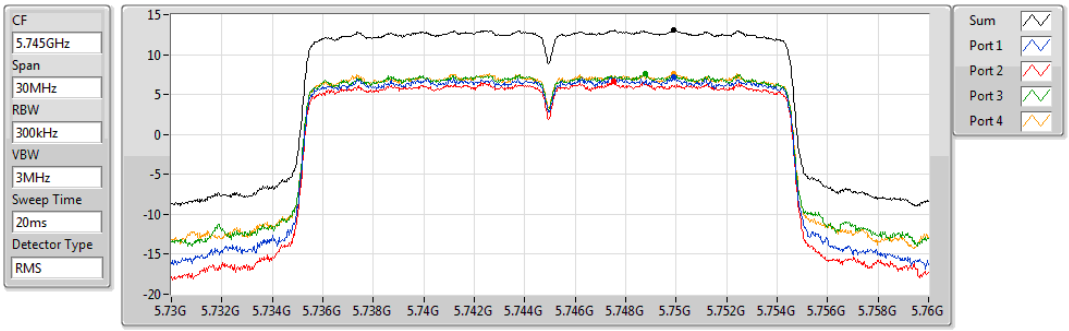

Sum	PD	Port 1	Port 2	Port 3	Port 4
(dBm/RBW)	(dBm/RBW)	(dBm/RBW)	(dBm/RBW)	(dBm/RBW)	(dBm/RBW)
13.12	13.12	7.17	6.62	7.59	7.67

802.11ax HEW20_Nss4,(MCS0)_4TX PSD

5785MHz

31/10/2018

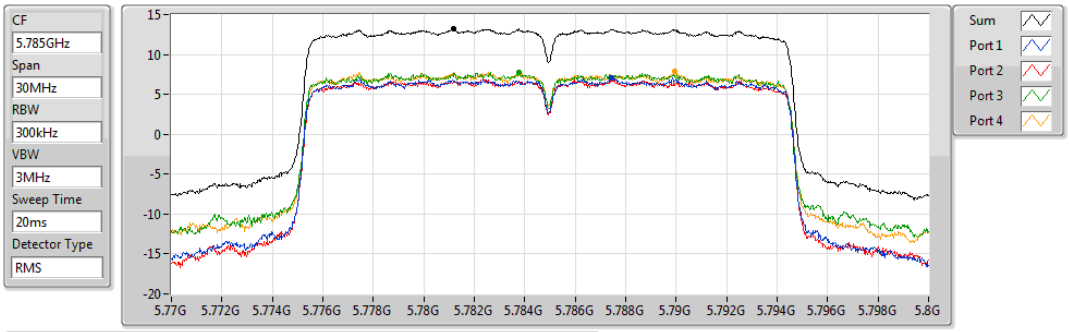

Sum	PD	Port 1	Port 2	Port 3	Port 4
(dBm/RBW)	(dBm/RBW)	(dBm/RBW)	(dBm/RBW)	(dBm/RBW)	(dBm/RBW)
13.20	13.20	7.04	6.92	7.75	7.88

802.11ax HEW20_Nss4,(MCS0)_4TX PSD

5825MHz

31/10/2018

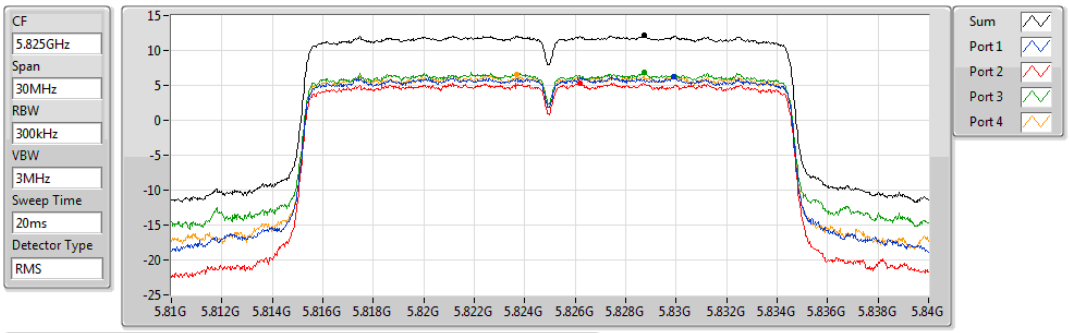

Sum	PD	Port 1	Port 2	Port 3	Port 4
(dBm/RBW)	(dBm/RBW)	(dBm/RBW)	(dBm/RBW)	(dBm/RBW)	(dBm/RBW)
12.11	12.11	6.23	5.37	6.92	6.51

802.11ax HEW40_Nss4,(MCS0)_4TX PSD

5190MHz

31/10/2018

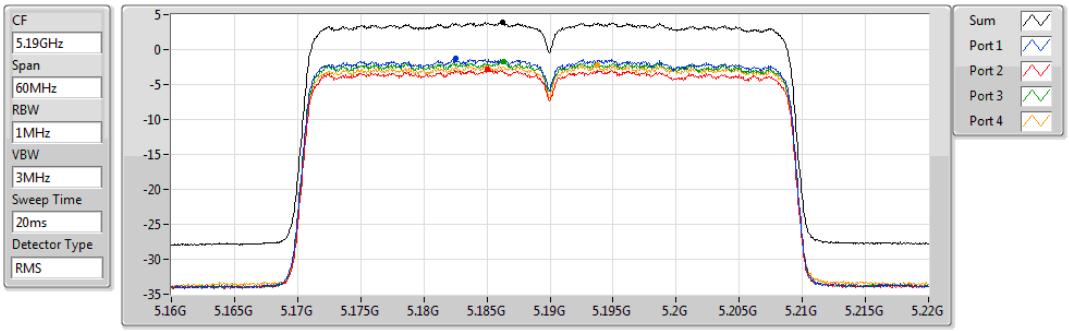

Sum	PD	Port 1	Port 2	Port 3	Port 4
(dBm/RBW)	(dBm/RBW)	(dBm/RBW)	(dBm/RBW)	(dBm/RBW)	(dBm/RBW)
3.88	3.88	-1.29	-2.88	-1.67	-2.23

802.11ax HEW40_Nss4,(MCS0)_4TX PSD

5230MHz

31/10/2018

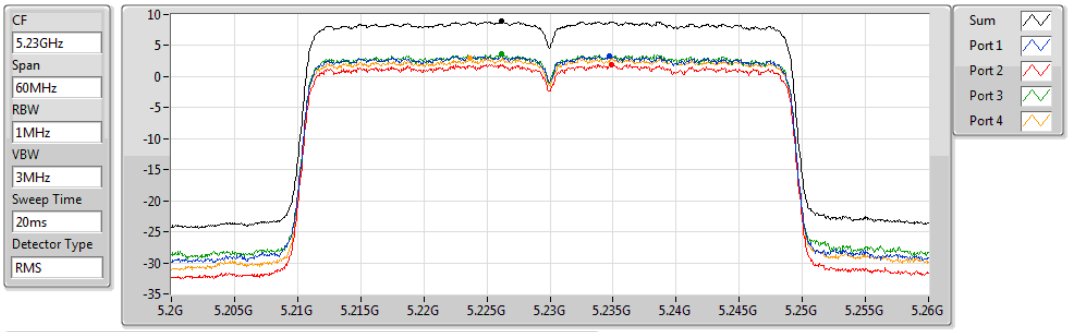

Sum	PD	Port 1	Port 2	Port 3	Port 4
(dBm/RBW)	(dBm/RBW)	(dBm/RBW)	(dBm/RBW)	(dBm/RBW)	(dBm/RBW)
8.90	8.90	3.28	1.93	3.68	2.96

802.11ax HEW40_Nss4,(MCS0)_4TX PSD

5755MHz

31/10/2018

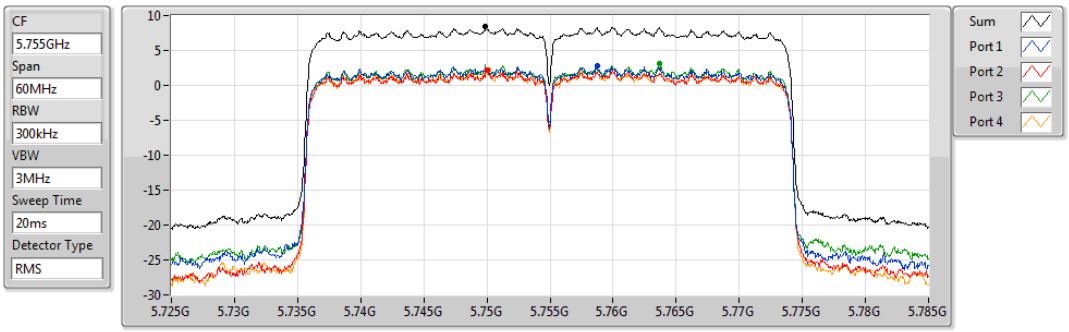

Sum	PD	Port 1	Port 2	Port 3	Port 4
(dBm/RBW)	(dBm/RBW)	(dBm/RBW)	(dBm/RBW)	(dBm/RBW)	(dBm/RBW)
8.40	8.40	2.87	2.20	3.05	2.23

802.11ax HEW40_Nss4,(MCS0)_4TX PSD

5795MHz

01/11/2018

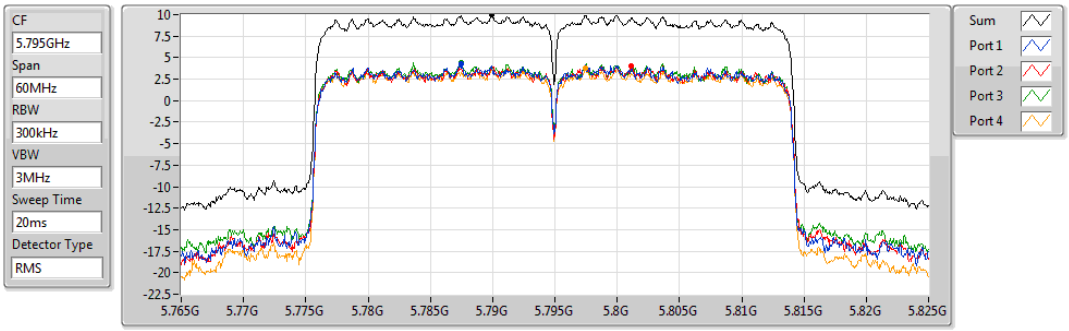

Sum	PD	Port 1	Port 2	Port 3	Port 4
(dBm/RBW)	(dBm/RBW)	(dBm/RBW)	(dBm/RBW)	(dBm/RBW)	(dBm/RBW)
9.97	9.97	4.24	4.07	4.42	3.75

802.11ax HEW80_Nss4,(MCS0)_4TX PSD

5210MHz

01/11/2018

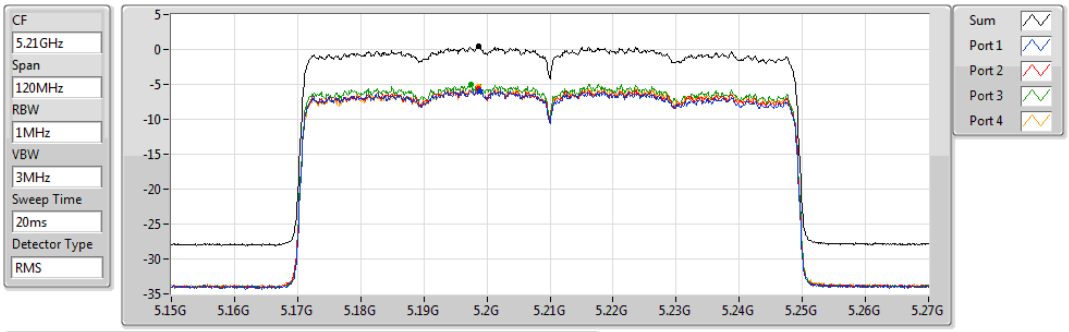

Sum	PD	Port 1	Port 2	Port 3	Port 4
(dBm/RBW)	(dBm/RBW)	(dBm/RBW)	(dBm/RBW)	(dBm/RBW)	(dBm/RBW)
0.52	0.52	-5.89	-5.61	-5.04	-5.30

802.11ax HEW80_Nss4,(MCS0)_4TX PSD

5775MHz

01/11/2018

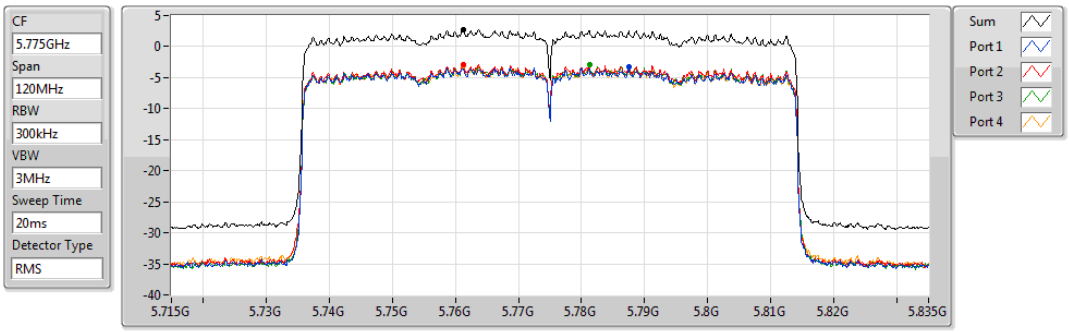

Sum	PD	Port 1	Port 2	Port 3	Port 4
(dBm/RBW)	(dBm/RBW)	(dBm/RBW)	(dBm/RBW)	(dBm/RBW)	(dBm/RBW)
2.78	2.78	-3.32	-2.94	-2.94	-3.09

Test Mode	Mode 3	Frequency Range	30 MHz to 1,000 MHz
Operating Function	Unintentional - Normal Link		

Vertical 30 MHz to 1,000 MHz

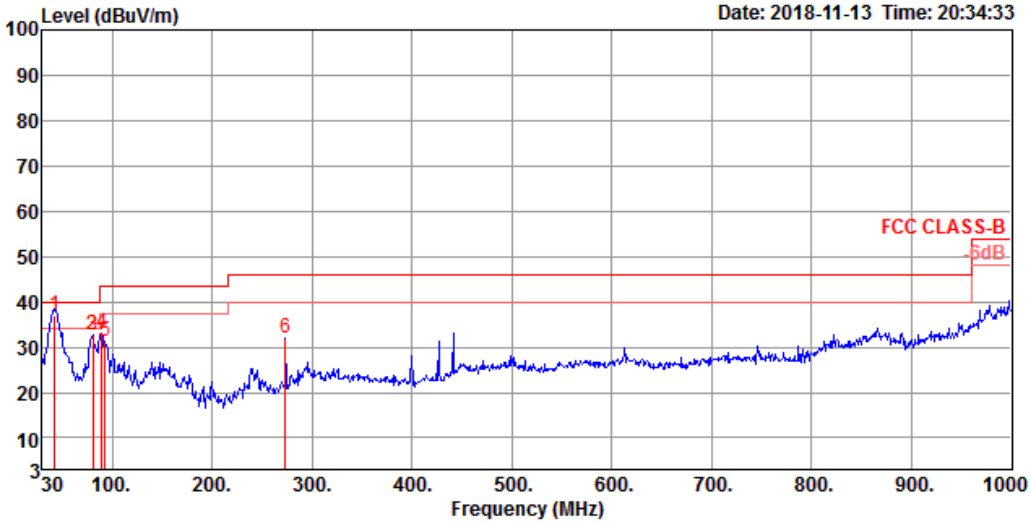

	Freq	Level	Limit Line	Over Limit	Read Level	Cable Loss	Antenna Factor	Preamp Factor	A/Pos	T/Pos	Remark	Pol/Phase
	MHz	dBuV/m	dBuV/m	dB	dBuV	dB	dB/m	dB	cm	deg		
1	42.61	36.95	40.00	-3.05	49.44	0.87	18.32	31.68	100	162	QP	VERTICAL
2	80.44	32.54	40.00	-7.46	49.89	1.15	13.36	31.86	125	117	Peak	VERTICAL
3	80.44	32.54	40.00	-7.46	49.89	1.15	13.36	31.86	125	117	Peak	VERTICAL
4	89.17	33.02	43.50	-10.48	48.57	1.22	15.08	31.85	125	77	Peak	VERTICAL
5	93.05	31.43	43.50	-12.07	46.22	1.24	15.83	31.86	100	89	Peak	VERTICAL
6	273.47	32.12	46.00	-13.88	42.61	2.12	19.40	32.01	150	24	Peak	VERTICAL

Horizontal 30 MHz to 1,000 MHz

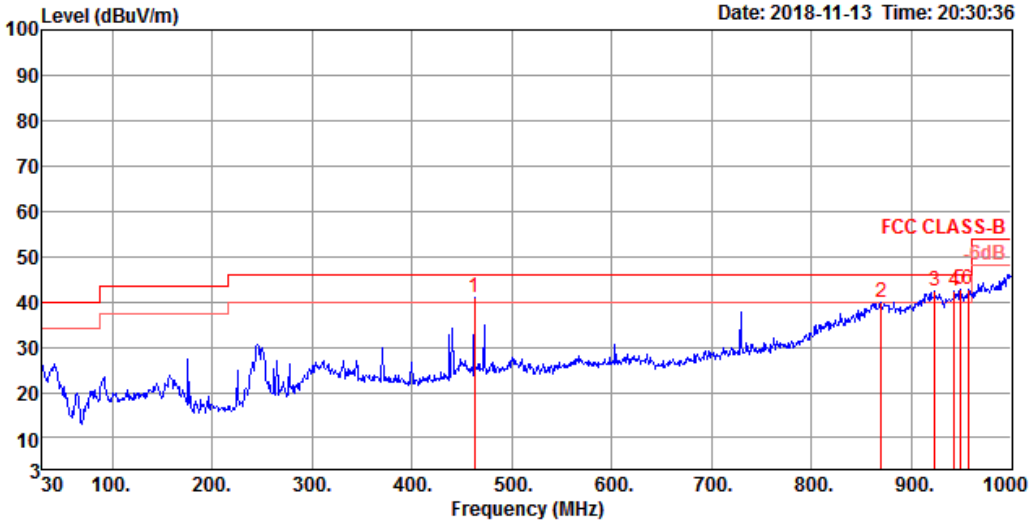

	Freq	Level	Limit Line	Over Limit	Read Level	Cable Loss	Antenna Factor	Preamp Factor	A/Pos	T/Pos	Remark	Pol/Phase
	MHz	dBuV/m	dBuV/m	dB	dBuV	dB	dB/m	dB	cm	deg		
1	462.62	40.78	46.00	-5.22	46.95	2.82	23.21	32.20	100	146	Peak	HORIZONTAL
2	870.02	39.77	46.00	-6.23	40.89	3.88	27.45	32.45	100	164	Peak	HORIZONTAL
3	923.37	42.24	46.00	-3.76	42.74	4.10	27.84	32.44	100	222	Peak	HORIZONTAL
4	942.77	42.20	46.00	-3.80	42.55	4.10	27.96	32.41	100	148	Peak	HORIZONTAL
5	948.59	42.63	46.00	-3.37	42.92	4.11	28.00	32.40	100	158	Peak	HORIZONTAL
6	956.35	42.64	46.00	-3.36	42.90	4.11	28.04	32.41	100	164	Peak	HORIZONTAL

Test Mode	Mode 8	Frequency Range	30 MHz to 1,000 MHz
Operating Function	Intentional - CTX		

Vertical 30 MHz to 1,000 MHz

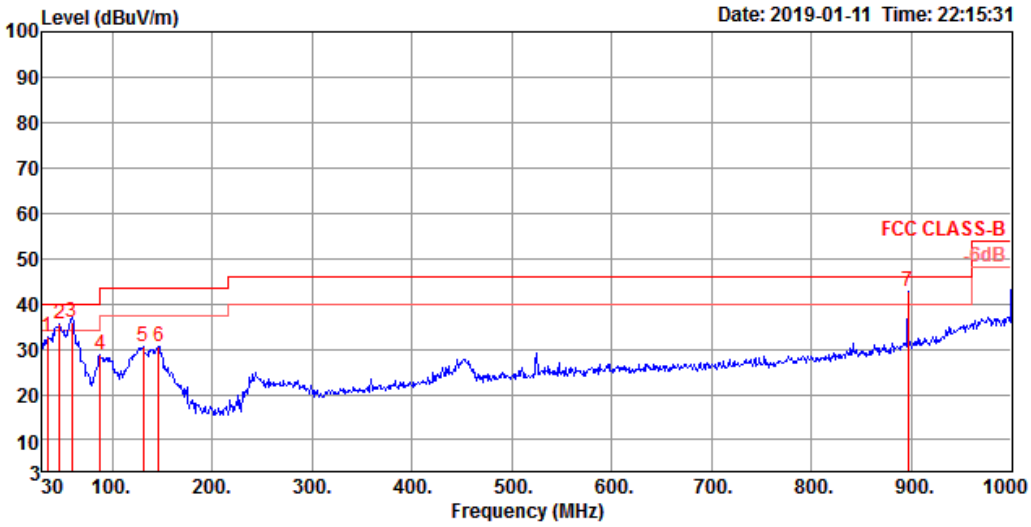

	Freq	Level	Limit Line	Over Limit	Read Level	Cable Loss	Antenna Factor	Preamp Factor	A/Pos	T/Pos	Remark	Pol/Phase
	MHz	dBuV/m	dBuV/m	dB	dBuV	dB	dB/m	dB	cm	deg		
1	34.85	32.63	40.00	-7.37	40.58	0.75	22.87	31.57	100	180	Peak	VERTICAL
2	47.46	35.42	40.00	-4.58	50.34	0.91	15.90	31.73	100	360	Peak	VERTICAL
3	59.10	35.87	40.00	-4.13	53.89	0.98	12.81	31.81	150	1	QP	VERTICAL
4	88.20	28.94	43.50	-14.56	44.68	1.20	14.91	31.85	150	238	Peak	VERTICAL
5	130.88	30.44	43.50	-13.06	42.43	1.47	18.43	31.89	100	260	Peak	VERTICAL
6	146.40	30.68	43.50	-12.82	43.81	1.54	17.22	31.89	100	238	Peak	VERTICAL
7	896.21	42.88	46.00	-3.12	43.60	4.07	27.68	32.47	100	325	Peak	VERTICAL

Horizontal 30 MHz to 1,000 MHz

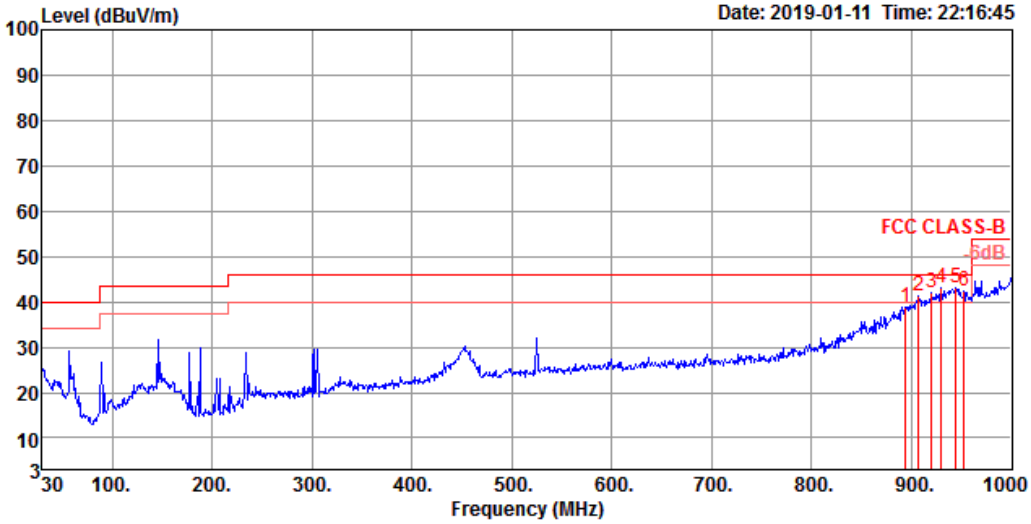

	Freq	Level	Limit Line	Over Limit	Read Level	Cable Loss	Antenna Factor	Preamp Factor	A/Pos	T/Pos	Remark	Pol/Phase
	MHz	dBuV/m	dBuV/m	dB	dBuV	dB	dB/m	dB	cm	deg		
1	894.27	38.87	46.00	-7.13	39.64	4.05	27.65	32.47	100	217	Peak	HORIZONTAL
2	906.88	41.13	46.00	-4.87	41.76	4.09	27.74	32.46	100	137	Peak	HORIZONTAL
3	920.46	42.13	46.00	-3.87	42.66	4.09	27.82	32.44	100	137	Peak	HORIZONTAL
4	930.16	42.96	46.00	-3.04	43.41	4.10	27.88	32.43	100	137	Peak	HORIZONTAL
5	944.71	42.98	46.00	-3.02	43.30	4.10	27.98	32.40	100	144	Peak	HORIZONTAL
6	952.47	42.27	46.00	-3.73	42.54	4.11	28.02	32.40	100	137	Peak	HORIZONTAL

Test Mode	Mode 1	Frequency Range	1,000 MHz to 30,000 MHz
Operating Function	Unintentional - Normal Link		

Vertical 1,000 MHz to 30,000 MHz

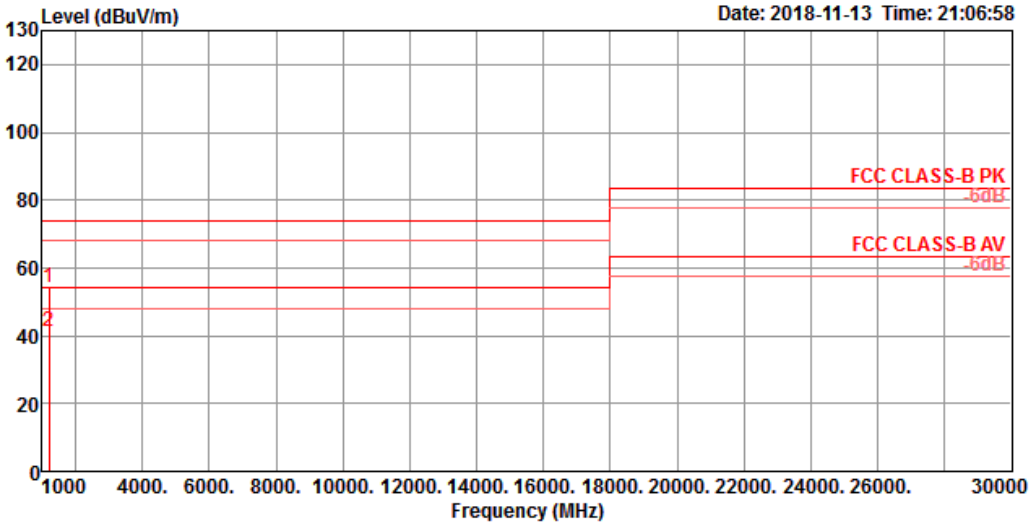

	Freq	Level	Limit Line	Over Limit	Read Level	Cable Loss	Antenna Factor	Preamp Factor	A/Pos	T/Pos	Remark	Pol/Phase
	MHz	dBuV/m	dBuV/m	dB	dBuV	dB	dB/m	dB	cm	deg		
1	1190.90	54.44	74.00	-19.56	63.85	2.48	25.04	36.93	295	184	Peak	VERTICAL
2	1190.92	41.04	54.00	-12.96	50.45	2.48	25.04	36.93	295	184	Average	VERTICAL

Horizontal 1,000 MHz to 30,000 MHz

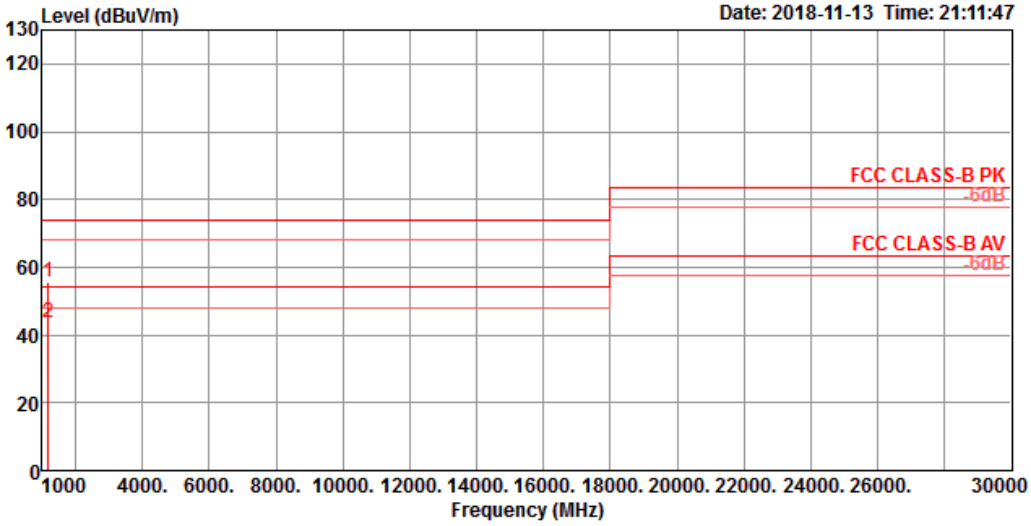

	Freq	Level	Limit Line	Over Limit	Read Level	Cable Loss	Antenna Factor	Preamp Factor	A/Pos	T/Pos	Remark	Pol/Phase
	MHz	dBuV/m	dBuV/m	dB	dBuV	dB	dB/m	dB	cm	deg		
1	1181.40	55.84	74.00	-18.16	65.29	2.47	25.01	36.93	100	202	Peak	HORIZONTAL
2	1181.80	43.56	54.00	-10.44	53.01	2.47	25.01	36.93	100	202	Average	HORIZONTAL

Summary

Mode	Result	Type	Freq (Hz)	Level (dBuV/m)	Limit (dBuV/m)	Margin (dB)	Factor (dB)	Dist (m)	Condition	Azimuth (°)	Height (m)	Comments
5.725-5.85GHz	-	-	-	-	-	-	-	-	-	-	-	-
802.11a_Nss1,(6Mbps)_4TX	Pass	PK	17.247G	68.09	68.20	-0.11	20.80	3	Vertical	119	1.94	-

802.11a_Nss1,(6Mbps)_4TX

5180MHz_TX

14/11/2018

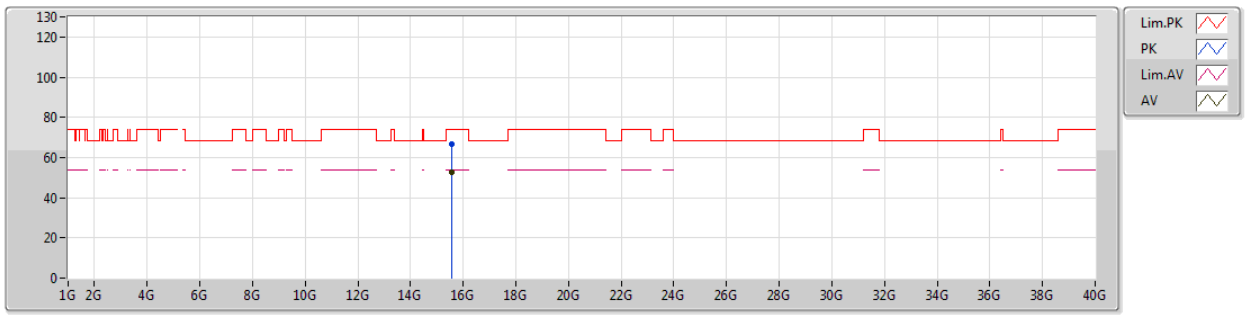

EUT Z_4TX
Setting 110
02-P-2
FSP(100019)

Type	Freq	Level	Limit	Margin	Factor	Dist	Condition	Azimuth	Height	Comments
	(Hz)	(dBuV/m)	(dBuV/m)	(dB)	(dB)	(m)		(°)	(m)	
PK	15.5476G	66.65	74.00	-7.35	16.11	3	Vertical	142	2.66	-
AV	15.54765G	52.53	54.00	-1.47	16.11	3	Vertical	142	2.66	-

802.11a_Nss1,(6Mbps)_4TX

5180MHz_TX

14/11/2018

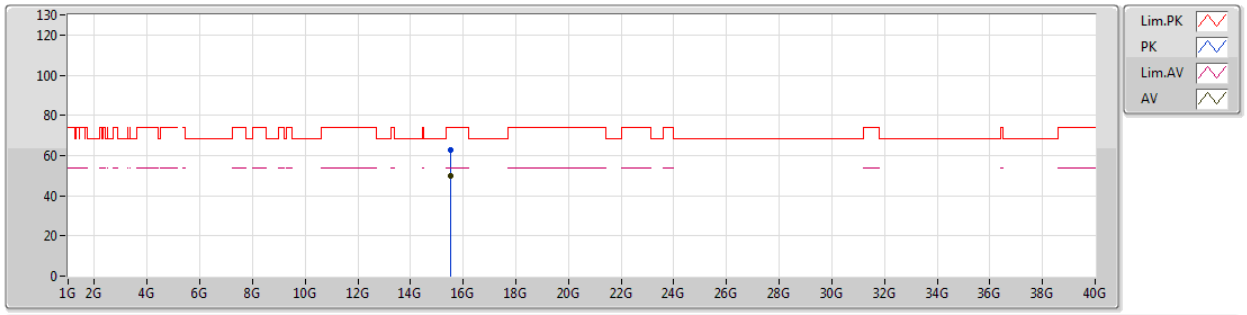

EUT Z_4TX
Setting 110
02-P-2
FSP(100019)

Type	Freq	Level	Limit	Margin	Factor	Dist	Condition	Azimuth	Height	Comments
	(Hz)	(dBuV/m)	(dBuV/m)	(dB)	(dB)	(m)		(°)	(m)	
PK	15.5337G	62.71	74.00	-11.29	16.15	3	Horizontal	179	2.42	-
AV	15.53385G	50.01	54.00	-3.99	16.15	3	Horizontal	179	2.42	-

802.11a_Nss1,(6Mbps)_4TX

5200MHz_TX

14/11/2018

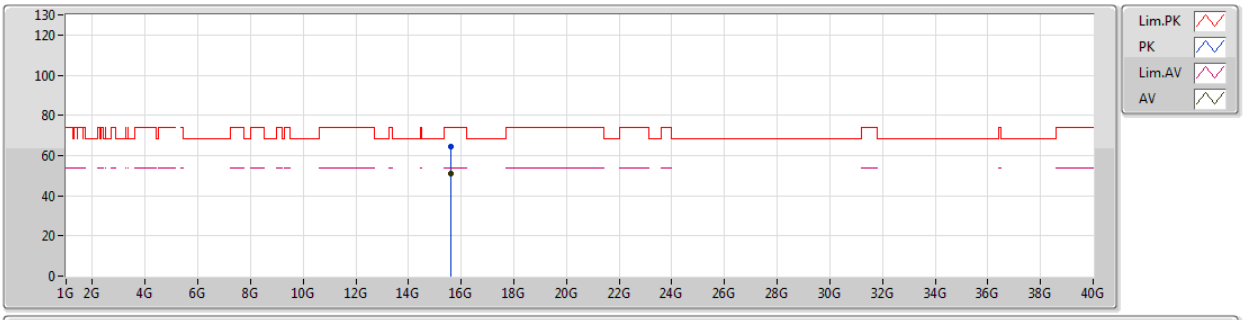

EUT Z_4TX
Setting 110
02-P-2
FSP(100019)

Type	Freq	Level	Limit	Margin	Factor	Dist	Condition	Azimuth	Height	Comments
	(Hz)	(dBuV/m)	(dBuV/m)	(dB)	(dB)	(m)		(°)	(m)	
PK	15.6075G	64.70	74.00	-9.30	15.95	3	Vertical	145	2.69	-
AV	15.60765G	51.25	54.00	-2.75	15.95	3	Vertical	145	2.69	-

802.11a_Nss1,(6Mbps)_4TX

5200MHz_TX

14/11/2018

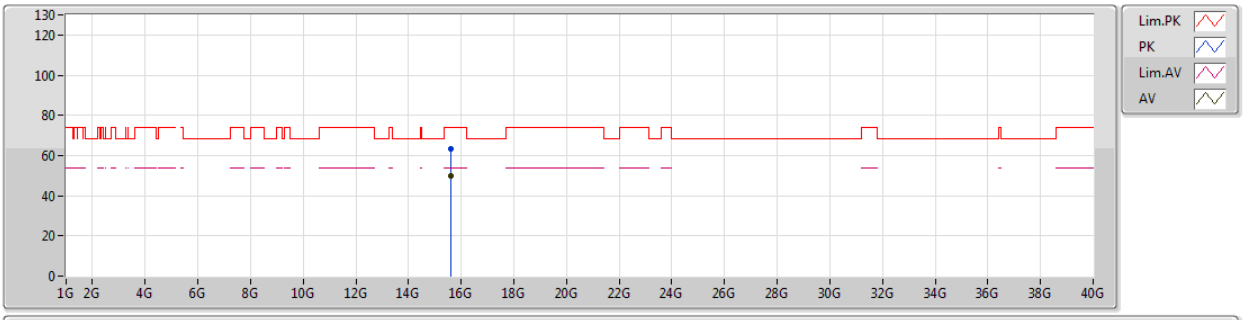

EUT Z_4TX
Setting 110
02-P-2
FSP(100019)

Type	Freq	Level	Limit	Margin	Factor	Dist	Condition	Azimuth	Height	Comments
	(Hz)	(dBuV/m)	(dBuV/m)	(dB)	(dB)	(m)		(°)	(m)	
PK	15.59365G	63.27	74.00	-10.73	15.99	3	Horizontal	176	2.58	-
AV	15.5943G	49.97	54.00	-4.03	15.99	3	Horizontal	176	2.58	-

802.11a_Nss1,(6Mbps)_4TX

5240MHz_TX

14/11/2018

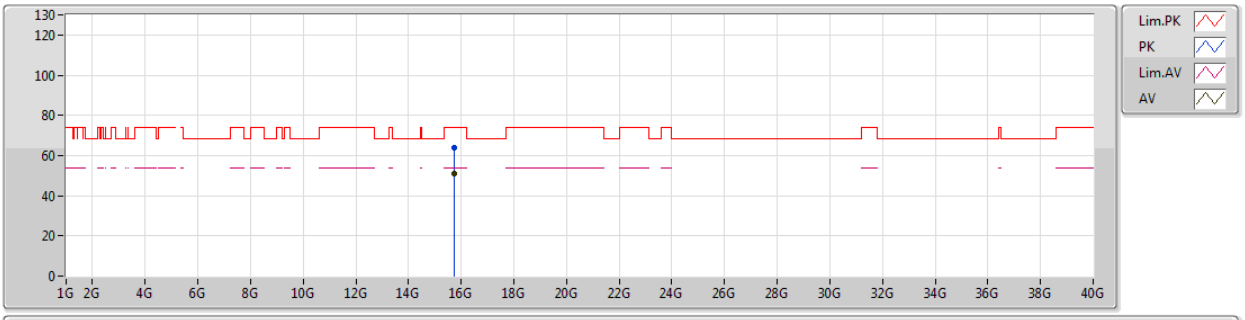

EUT Z_4TX
Setting 110
02-P-2
FSP(100019)

Type	Freq	Level	Limit	Margin	Factor	Dist	Condition	Azimuth	Height	Comments
	(Hz)	(dBuV/m)	(dBuV/m)	(dB)	(dB)	(m)		(°)	(m)	
PK	15.7276G	64.01	74.00	-9.99	15.65	3	Vertical	295	1.99	-
AV	15.7274G	50.74	54.00	-3.26	15.65	3	Vertical	295	1.99	-

802.11a_Nss1,(6Mbps)_4TX

5240MHz_TX

14/11/2018

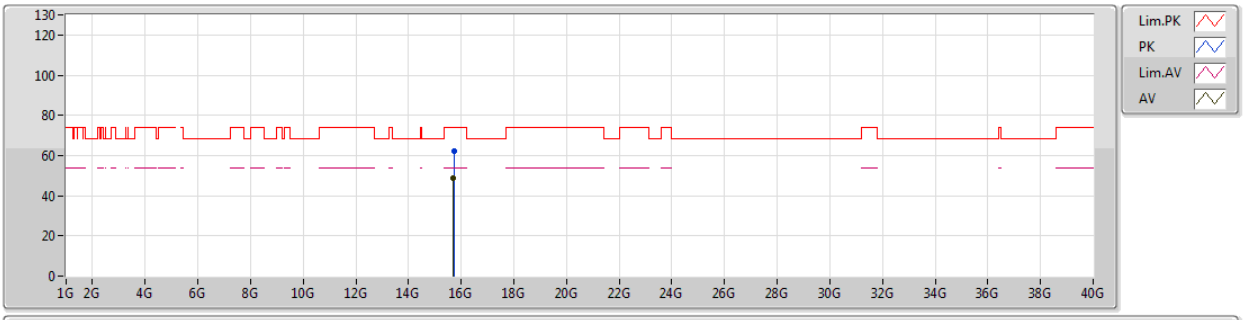

EUT Z_4TX
Setting 110
02-P-2
FSP(100019)

Type	Freq	Level	Limit	Margin	Factor	Dist	Condition	Azimuth	Height	Comments
	(Hz)	(dBuV/m)	(dBuV/m)	(dB)	(dB)	(m)		(°)	(m)	
PK	15.7276G	62.13	74.00	-11.87	15.65	3	Horizontal	169	2.58	-
AV	15.7149G	48.60	54.00	-5.40	15.69	3	Horizontal	169	2.58	-

802.11a_Nss1,(6Mbps)_4TX

5745MHz_TX

14/11/2018

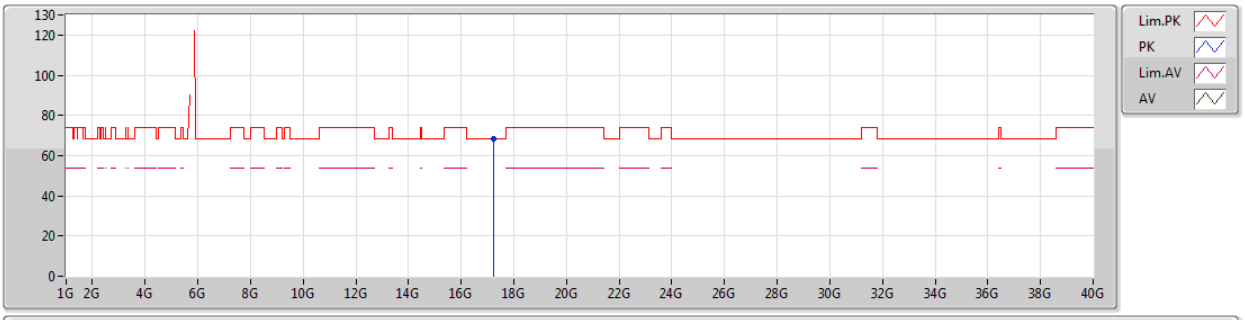

EUT Z_4TX
Setting 93
02-P-2
FSP(100019)

Type	Freq	Level	Limit	Margin	Factor	Dist	Condition	Azimuth	Height	Comments
	(Hz)	(dBuV/m)	(dBuV/m)	(dB)	(dB)	(m)		(°)	(m)	
PK	17.247G	68.09	68.20	-0.11	20.80	3	Vertical	119	1.94	-

802.11a_Nss1,(6Mbps)_4TX

5745MHz_TX

14/11/2018

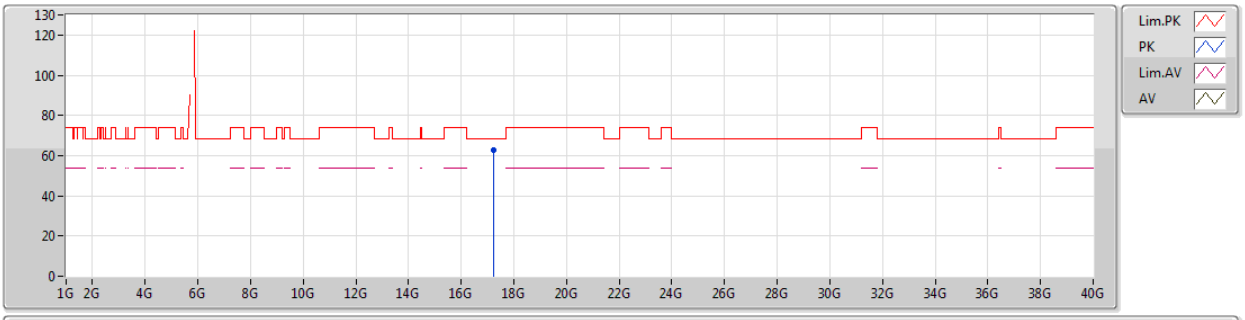

EUT Z_4TX
Setting 93
02-P-2
FSP(100019)

Type	Freq	Level	Limit	Margin	Factor	Dist	Condition	Azimuth	Height	Comments
	(Hz)	(dBuV/m)	(dBuV/m)	(dB)	(dB)	(m)		(°)	(m)	
PK	17.2246G	63.03	68.20	-5.17	20.67	3	Horizontal	151	1.89	-

802.11a_Nss1,(6Mbps)_4TX

5785MHz_TX

14/11/2018

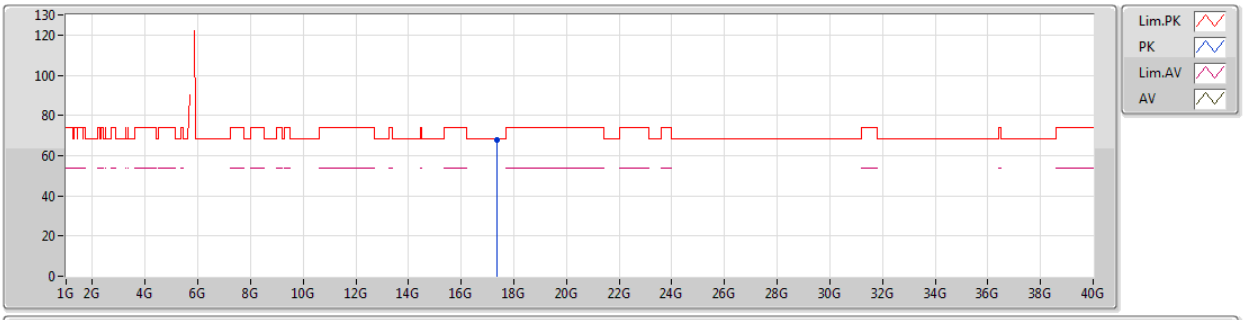

EUT Z_4TX
Setting 93
02-P-2
FSP(100019)

Type	Freq	Level	Limit	Margin	Factor	Dist	Condition	Azimuth	Height	Comments
	(Hz)	(dBuV/m)	(dBuV/m)	(dB)	(dB)	(m)		(°)	(m)	
PK	17.3457G	68.00	68.20	-0.20	21.40	3	Vertical	141	1.96	-

802.11a_Nss1,(6Mbps)_4TX

5785MHz_TX

14/11/2018

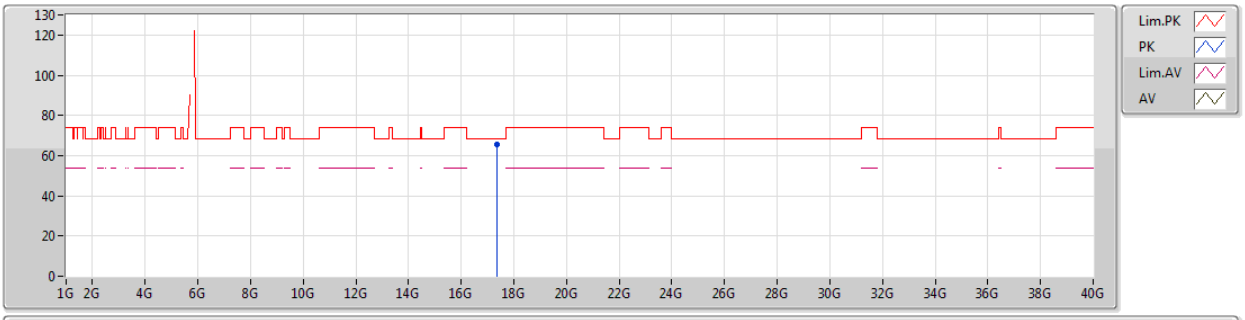

EUT Z_4TX
Setting 93
02-P-2
FSP(100019)

Type	Freq	Level	Limit	Margin	Factor	Dist	Condition	Azimuth	Height	Comments
	(Hz)	(dBuV/m)	(dBuV/m)	(dB)	(dB)	(m)		(°)	(m)	
PK	17.35955G	65.57	68.20	-2.63	21.48	3	Horizontal	97	2.75	-

802.11a_Nss1,(6Mbps)_4TX

5825MHz_TX

14/11/2018

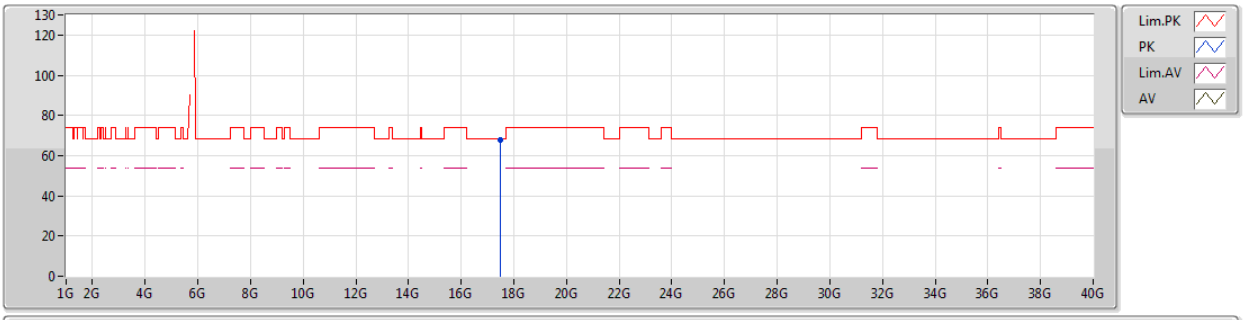

EUT Z_4TX
Setting 94
02-P-2
FSP(100019)

Type	Freq	Level	Limit	Margin	Factor	Dist	Condition	Azimuth	Height	Comments
	(Hz)	(dBuV/m)	(dBuV/m)	(dB)	(dB)	(m)		(°)	(m)	
PK	17.4735G	67.98	68.20	-0.22	22.17	3	Vertical	107	2.75	-

802.11a_Nss1,(6Mbps)_4TX

5825MHz_TX

14/11/2018

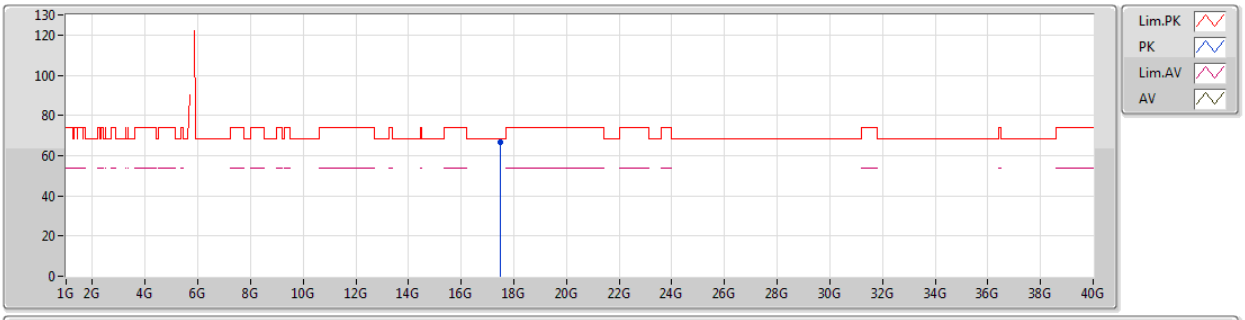

EUT Z_4TX
Setting 94
02-P-2
FSP(100019)

Type	Freq	Level	Limit	Margin	Factor	Dist	Condition	Azimuth	Height	Comments
	(Hz)	(dBuV/m)	(dBuV/m)	(dB)	(dB)	(m)		(°)	(m)	
PK	17.47975G	66.64	68.20	-1.56	22.21	3	Horizontal	55	2.41	-

Summary

Mode	Result	Type	Freq (Hz)	Level (dBuV/m)	Limit (dBuV/m)	Margin (dB)	Factor (dB)	Dist (m)	Condition	Azimuth (°)	Height (m)	Comments
5.15-5.25GHz	-	-	-	-	-	-	-	-	-	-	-	-
802.11ax HEW80_Nss1,(MCS0)_4TX	Pass	AV	15.64329G	53.99	54.00	-0.01	15.90	3	Vertical	152	2.01	-

802.11ax HEW20_Nss1,(MCS0)_4TX

5180MHz_TX

25/10/2018

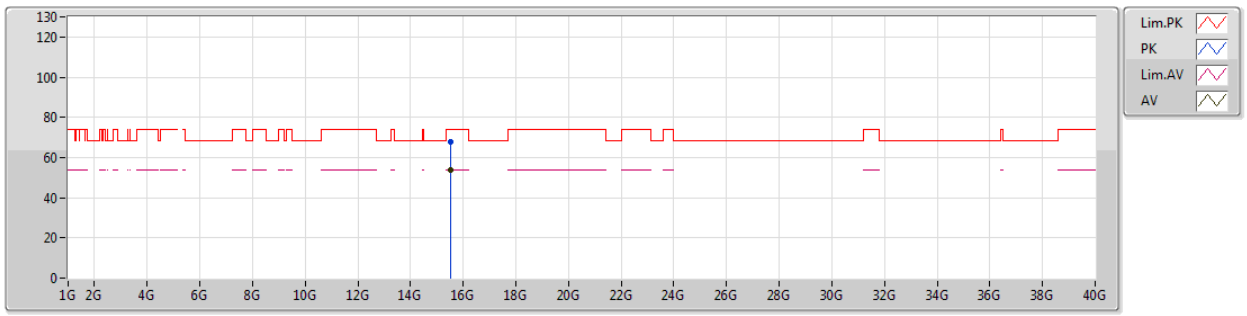

EUT Z_4TX
Setting 98
03-J-4
FSP

Type	Freq	Level	Limit	Margin	Factor	Dist	Condition	Azimuth	Height	Comments
	(Hz)	(dBuV/m)	(dBuV/m)	(dB)	(dB)	(m)		(°)	(m)	
PK	15.5434G	67.99	74.00	-6.01	16.23	3	Vertical	154	1.98	-
AV	15.53845G	53.89	54.00	-0.11	16.24	3	Vertical	154	1.98	-

802.11ax HEW20_Nss1,(MCS0)_4TX

5180MHz_TX

25/10/2018

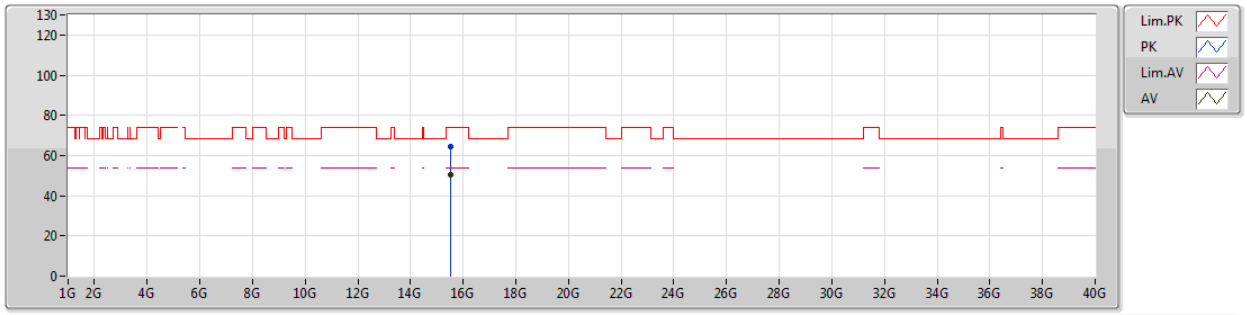

EUT Z_4TX
Setting 98
03-J-4
FSP

Type	Freq	Level	Limit	Margin	Factor	Dist	Condition	Azimuth	Height	Comments
	(Hz)	(dBuV/m)	(dBuV/m)	(dB)	(dB)	(m)		(°)	(m)	
PK	15.54393G	64.38	74.00	-9.62	16.23	3	Horizontal	77	2.86	-
AV	15.53835G	50.46	54.00	-3.54	16.24	3	Horizontal	77	2.86	-

802.11ax HEW20_Nss1,(MCS0)_4TX

5200MHz_TX

25/10/2018

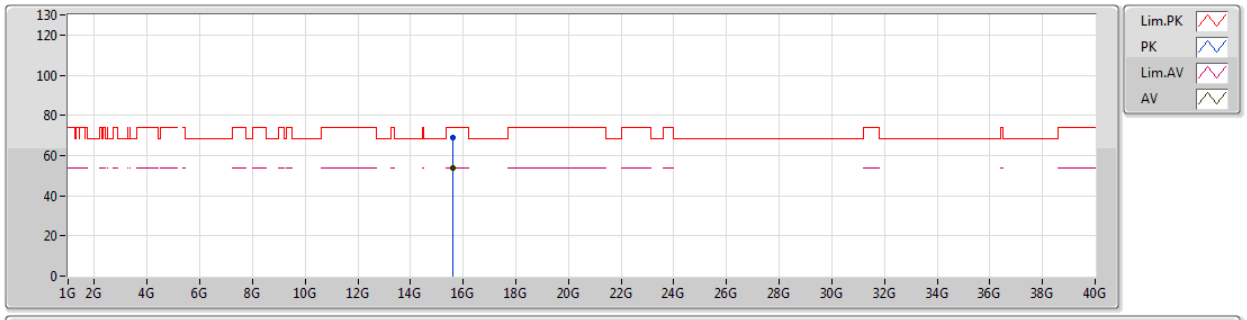

EUT Z_4TX
Setting 95
03-J-4
FSP

Type	Freq	Level	Limit	Margin	Factor	Dist	Condition	Azimuth	Height	Comments
	(Hz)	(dBuV/m)	(dBuV/m)	(dB)	(dB)	(m)		(°)	(m)	
PK	15.60324G	68.68	74.00	-5.32	16.03	3	Vertical	153	2.06	-
AV	15.59847G	53.86	54.00	-0.14	16.04	3	Vertical	153	2.06	-

802.11ax HEW20_Nss1,(MCS0)_4TX

5200MHz_TX

25/10/2018

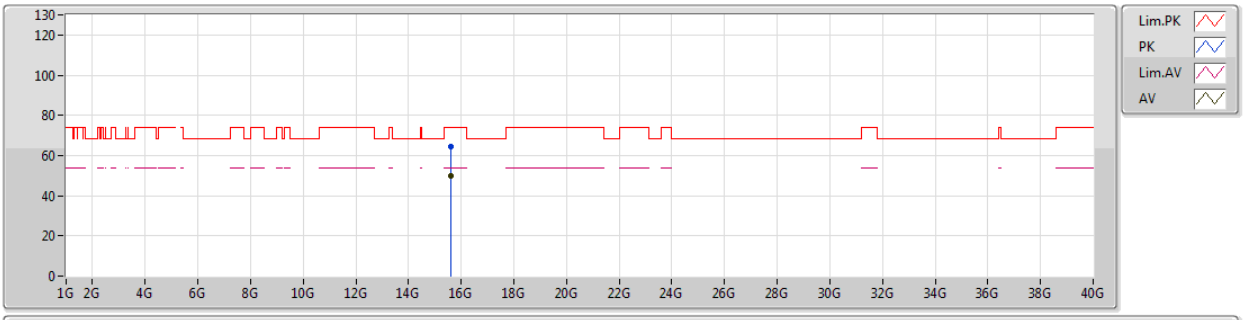

EUT Z_4TX
Setting 95
03-J-4
FSP

Type	Freq	Level	Limit	Margin	Factor	Dist	Condition	Azimuth	Height	Comments
	(Hz)	(dBuV/m)	(dBuV/m)	(dB)	(dB)	(m)		(°)	(m)	
PK	15.60336G	64.20	74.00	-9.80	16.03	3	Horizontal	86	1.85	-
AV	15.59832G	49.84	54.00	-4.16	16.04	3	Horizontal	86	1.85	-

802.11ax HEW20_Nss1,(MCS0)_4TX

5240MHz_TX

25/10/2018

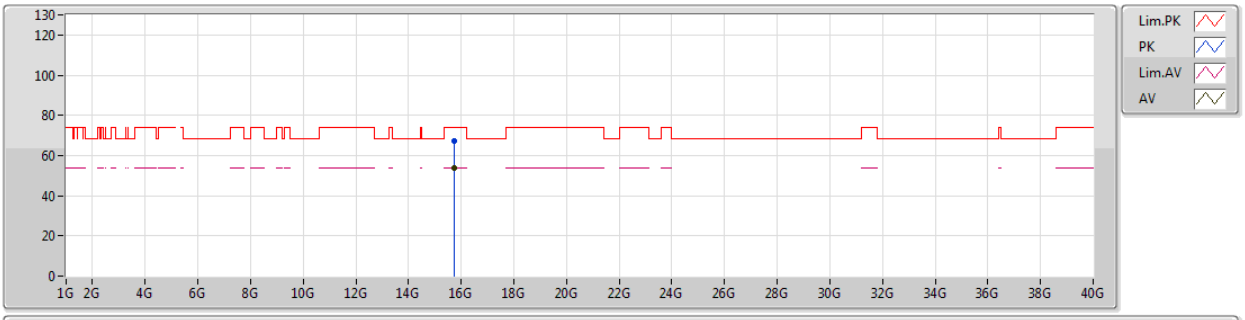

EUT Z_4TX
Setting 105
03-J-4
FSP

Type	Freq	Level	Limit	Margin	Factor	Dist	Condition	Azimuth	Height	Comments
	(Hz)	(dBuV/m)	(dBuV/m)	(dB)	(dB)	(m)		(°)	(m)	
PK	15.72054G	67.36	74.00	-6.64	15.63	3	Vertical	64	1.10	-
AV	15.72099G	53.97	54.00	-0.03	15.63	3	Vertical	64	1.10	-

802.11ax HEW20_Nss1,(MCS0)_4TX

5240MHz_TX

25/10/2018

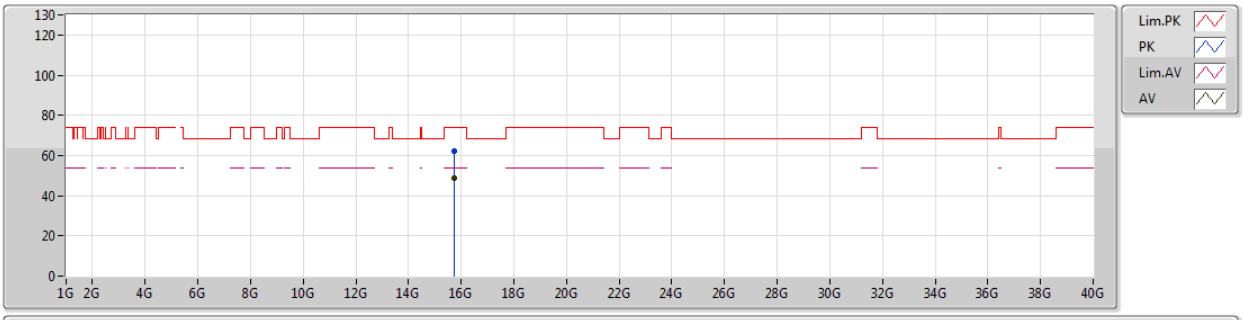

EUT Z_4TX
Setting 105
03-J-4
FSP

Type	Freq	Level	Limit	Margin	Factor	Dist	Condition	Azimuth	Height	Comments
	(Hz)	(dBuV/m)	(dBuV/m)	(dB)	(dB)	(m)		(°)	(m)	
PK	15.72594G	62.03	74.00	-11.97	15.62	3	Horizontal	337	1.01	-
AV	15.72048G	48.51	54.00	-5.49	15.63	3	Horizontal	337	1.01	-

802.11ax HEW20_Nss1,(MCS0)_4TX

5745MHz_TX

29/10/2018

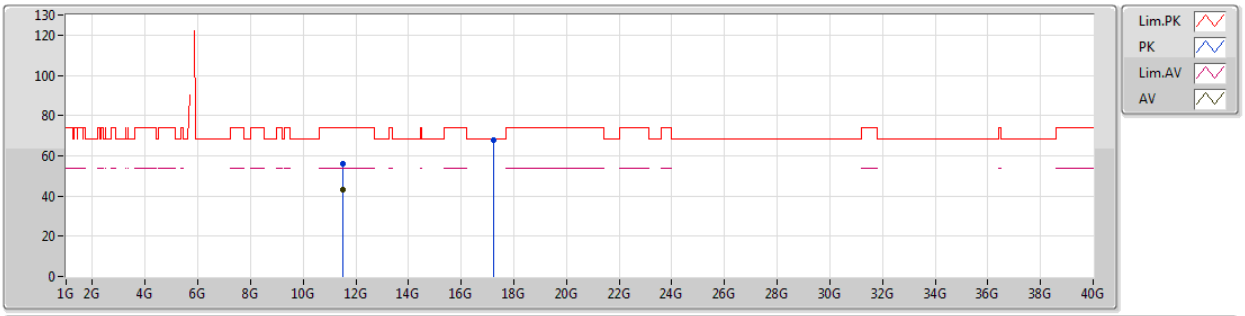

EUT Z_4TX
Setting 94
02-M-1
FSP

Type	Freq	Level	Limit	Margin	Factor	Dist	Condition	Azimuth	Height	Comments
	(Hz)	(dBuV/m)	(dBuV/m)	(dB)	(dB)	(m)		(°)	(m)	
PK	11.48979G	56.23	74.00	-17.77	14.66	3	Vertical	100	1.03	-
AV	11.48973G	43.01	54.00	-10.99	14.66	3	Vertical	100	1.03	-
PK	17.2386G	67.89	68.20	-0.31	20.52	3	Vertical	59	2.74	-

802.11ax HEW20_Nss1,(MCS0)_4TX

5745MHz_TX

29/10/2018

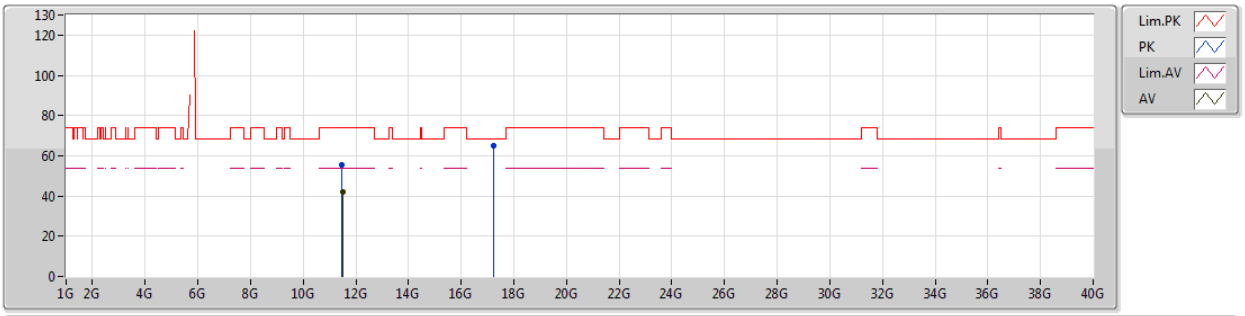

EUT Z_4TX
Setting 94
02-M-1
FSP

Type	Freq	Level	Limit	Margin	Factor	Dist	Condition	Azimuth	Height	Comments
	(Hz)	(dBuV/m)	(dBuV/m)	(dB)	(dB)	(m)		(°)	(m)	
PK	11.48508G	55.30	74.00	-18.70	14.66	3	Horizontal	123	1.08	-
AV	11.48994G	42.03	54.00	-11.97	14.66	3	Horizontal	123	1.08	-
PK	17.23845G	65.19	68.20	-3.01	20.52	3	Horizontal	24	2.74	-

802.11ax HEW20_Nss1,(MCS0)_4TX

5785MHz_TX

29/10/2018

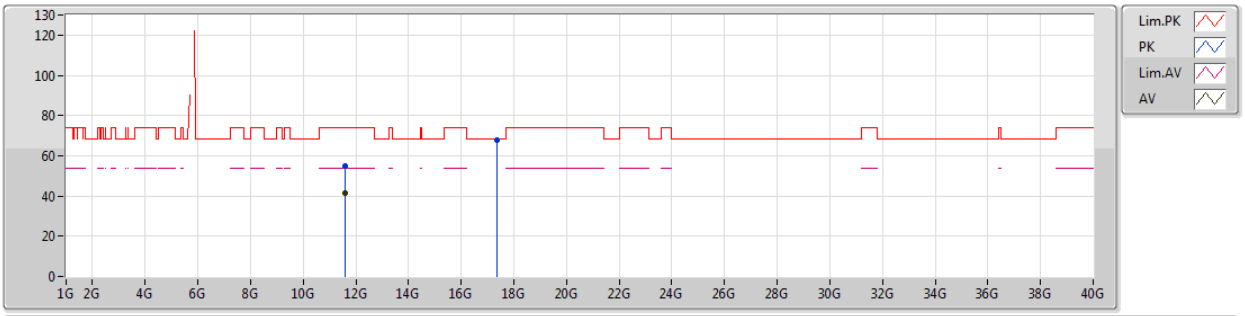

EUT Z_4TX
Setting 97
02-M-1
FSP

Type	Freq	Level	Limit	Margin	Factor	Dist	Condition	Azimuth	Height	Comments
	(Hz)	(dBuV/m)	(dBuV/m)	(dB)	(dB)	(m)		(°)	(m)	
PK	11.58365G	55.12	74.00	-18.88	14.78	3	Vertical	254	1.94	-
AV	11.57336G	41.70	54.00	-12.30	14.77	3	Vertical	254	1.94	-
PK	17.3566G	68.07	68.20	-0.13	21.22	3	Vertical	79	1.13	-

802.11ax HEW20_Nss1,(MCS0)_4TX

5785MHz_TX

29/10/2018

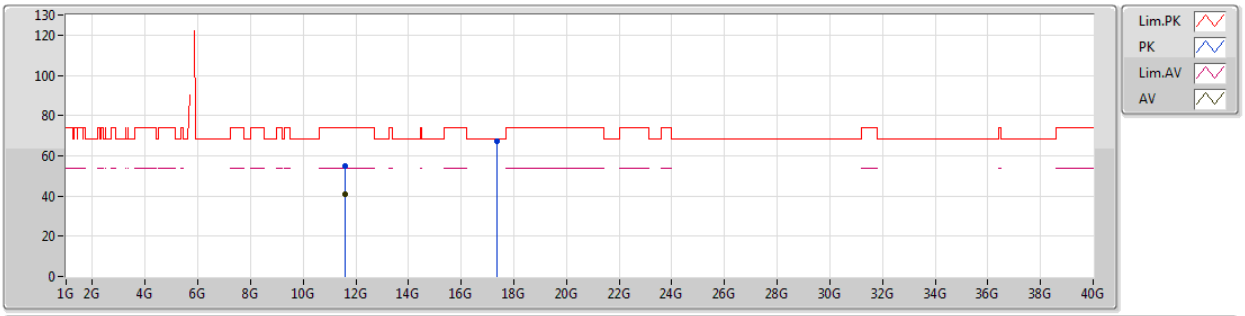

EUT Z_4TX
Setting 97
02-M-1
FSP

Type	Freq	Level	Limit	Margin	Factor	Dist	Condition	Azimuth	Height	Comments
	(Hz)	(dBuV/m)	(dBuV/m)	(dB)	(dB)	(m)		(°)	(m)	
PK	11.57696G	54.65	74.00	-19.35	14.30	3	Horizontal	0	1.76	-
AV	11.58152G	40.71	54.00	-13.29	14.31	3	Horizontal	0	1.76	-
PK	17.35885G	67.10	68.20	-1.10	21.23	3	Horizontal	26	2.68	-

802.11ax HEW20_Nss1,(MCS0)_4TX

5825MHz_TX

29/10/2018

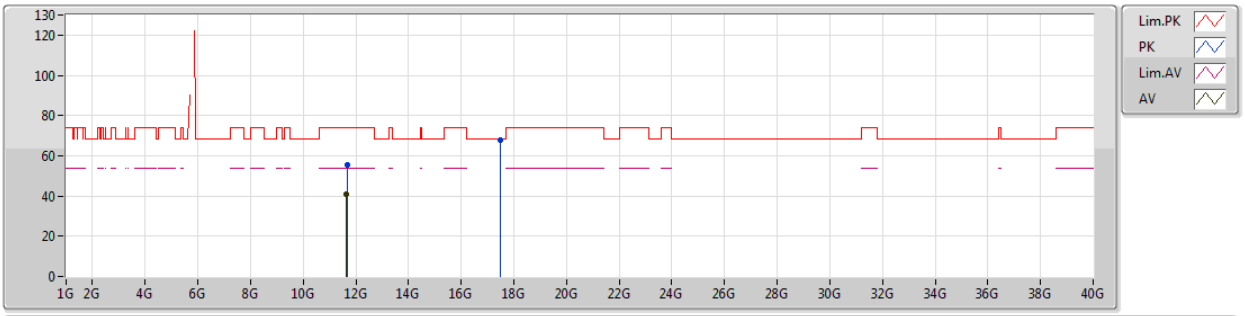

EUT Z_4TX
Setting 91
02-M-1
FSP

Type	Freq	Level	Limit	Margin	Factor	Dist	Condition	Azimuth	Height	Comments
	(Hz)	(dBuV/m)	(dBuV/m)	(dB)	(dB)	(m)		(°)	(m)	
PK	11.66233G	55.36	74.00	-18.64	14.81	3	Vertical	199	2.74	-
AV	11.65342G	41.15	54.00	-12.85	14.79	3	Vertical	199	2.74	-
PK	17.4792G	67.99	68.20	-0.21	21.84	3	Vertical	63	2.68	-

802.11ax HEW20_Nss1,(MCS0)_4TX

5825MHz_TX

29/10/2018

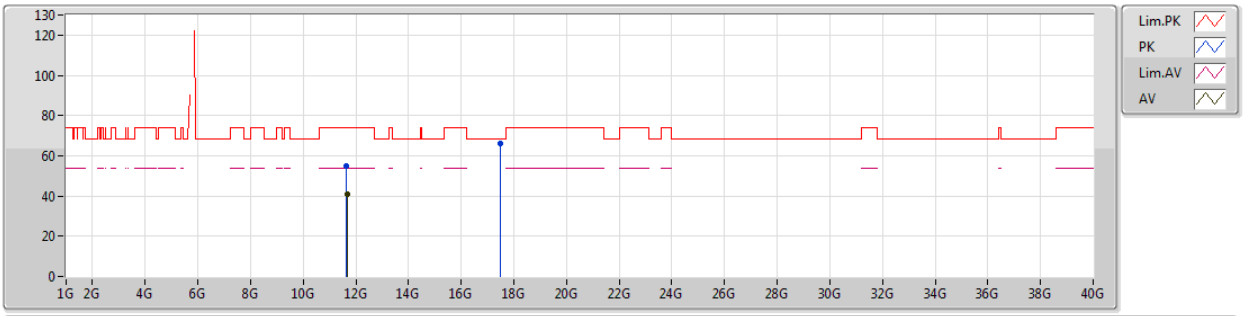

EUT Z_4TX
Setting 91
02-M-1
FSP

Type	Freq	Level	Limit	Margin	Factor	Dist	Condition	Azimuth	Height	Comments
	(Hz)	(dBuV/m)	(dBuV/m)	(dB)	(dB)	(m)		(°)	(m)	
PK	11.64274G	54.80	74.00	-19.20	14.84	3	Horizontal	360	1.11	-
AV	11.66395G	40.94	54.00	-13.06	14.87	3	Horizontal	360	1.11	-
PK	17.4732G	65.85	68.20	-2.35	21.91	3	Horizontal	66	2.73	-

802.11ax HEW40_Nss1,(MCS0)_4TX

5190MHz_TX

26/10/2018

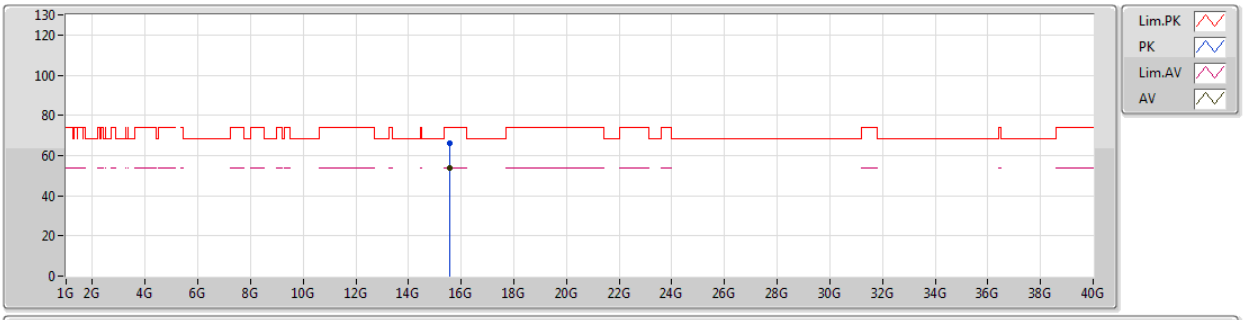

EUT Z_4TX
Setting 99
03-J-4
FSP

Type	Freq	Level	Limit	Margin	Factor	Dist	Condition	Azimuth	Height	Comments
	(Hz)	(dBuV/m)	(dBuV/m)	(dB)	(dB)	(m)		(°)	(m)	
PK	15.57855G	66.37	74.00	-7.63	16.11	3	Vertical	153	2.06	-
AV	15.56835G	53.97	54.00	-0.03	16.15	3	Vertical	153	2.06	-

802.11ax HEW40_Nss1,(MCS0)_4TX

5190MHz_TX

26/10/2018

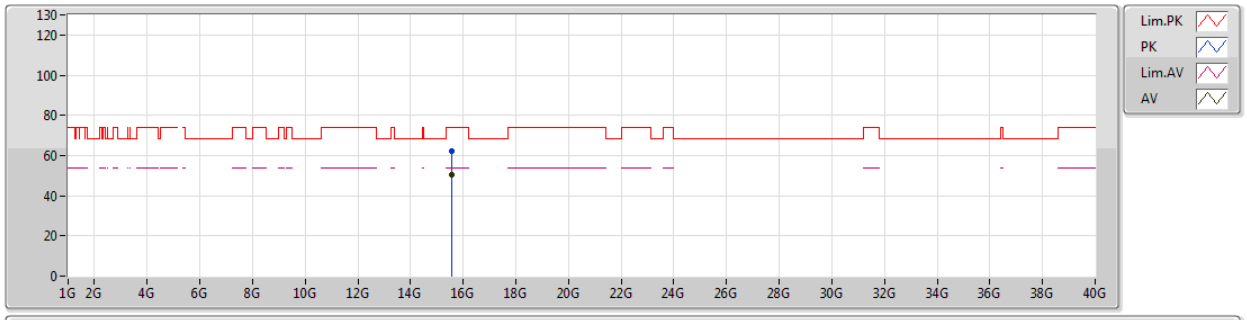

EUT Z_4TX
Setting 99
03-J-4
FSP

Type	Freq	Level	Limit	Margin	Factor	Dist	Condition	Azimuth	Height	Comments
	(Hz)	(dBuV/m)	(dBuV/m)	(dB)	(dB)	(m)		(°)	(m)	
PK	15.56811G	62.37	74.00	-11.63	16.15	3	Horizontal	36	2.28	-
AV	15.56865G	50.24	54.00	-3.76	16.15	3	Horizontal	36	2.28	-

802.11ax HEW40_Nss1,(MCS0)_4TX

5230MHz_TX

26/10/2018

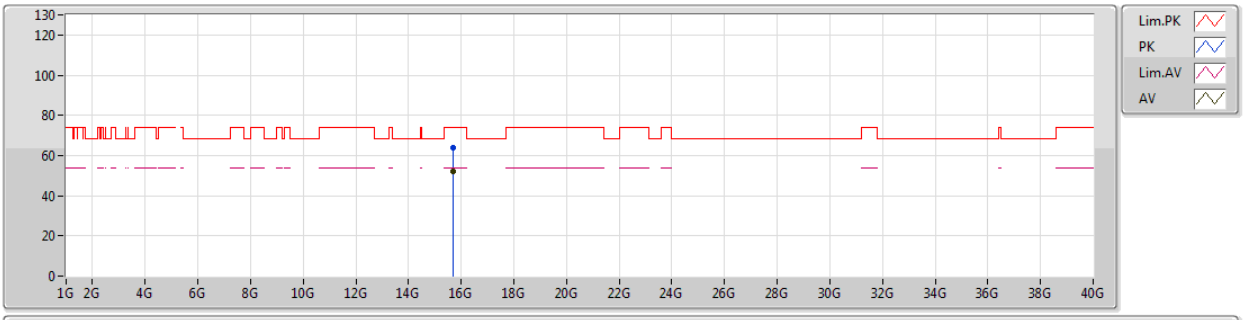

EUT Z_4TX
Setting 110
03-J-4
FSP

Type	Freq	Level	Limit	Margin	Factor	Dist	Condition	Azimuth	Height	Comments
	(Hz)	(dBuV/m)	(dBuV/m)	(dB)	(dB)	(m)		(°)	(m)	
PK	15.67857G	63.93	74.00	-10.07	15.78	3	Vertical	153	2.08	-
AV	15.6786G	52.02	54.00	-1.98	15.78	3	Vertical	153	2.08	-

802.11ax HEW40_Nss1,(MCS0)_4TX

5230MHz_TX

26/10/2018

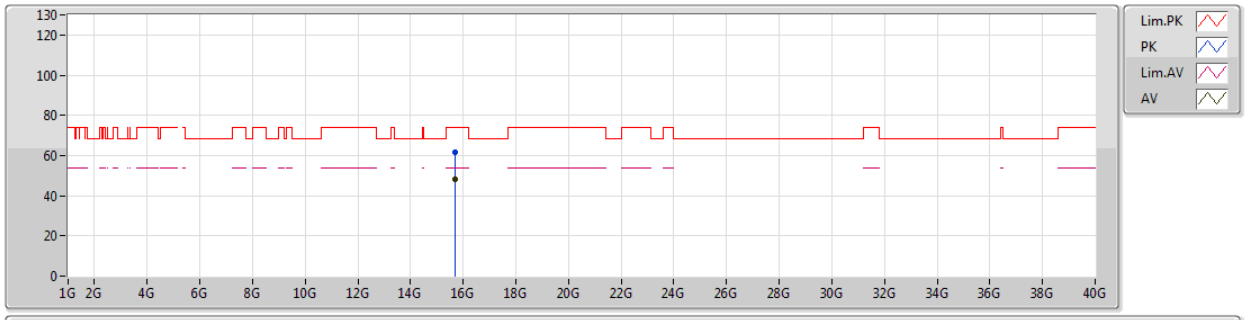

EUT Z_4TX
Setting 110
03-J-4
FSP

Type	Freq	Level	Limit	Margin	Factor	Dist	Condition	Azimuth	Height	Comments
	(Hz)	(dBuV/m)	(dBuV/m)	(dB)	(dB)	(m)		(°)	(m)	
PK	15.67632G	61.42	74.00	-12.58	15.78	3	Horizontal	178	2.72	-
AV	15.67791G	48.30	54.00	-5.70	15.78	3	Horizontal	178	2.72	-

802.11ax HEW40_Nss1,(MCS0)_4TX

5755MHz_TX

26/10/2018

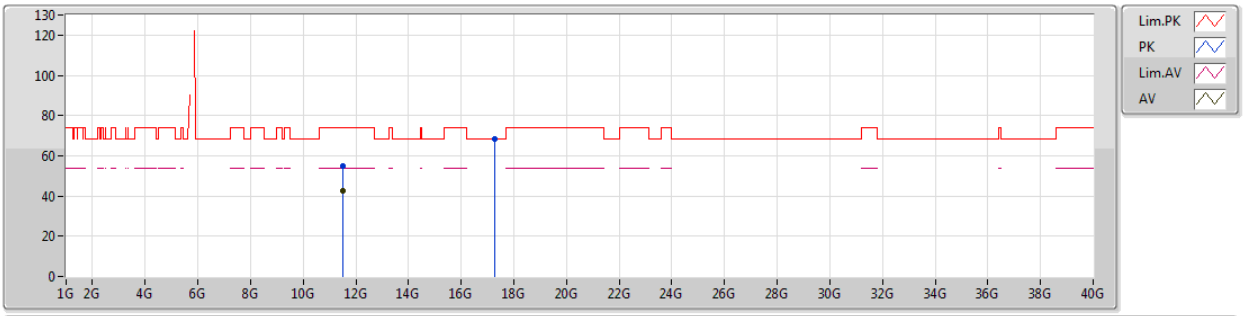

EUT Z_4TX
Setting 101
03-J-4
FSP

Type	Freq	Level	Limit	Margin	Factor	Dist	Condition	Azimuth	Height	Comments
	(Hz)	(dBuV/m)	(dBuV/m)	(dB)	(dB)	(m)		(°)	(m)	
PK	11.50403G	55.11	74.00	-18.89	14.26	3	Vertical	49	1.01	-
AV	11.51372G	42.74	54.00	-11.26	14.27	3	Vertical	49	1.01	-
PK	17.2767G	68.12	68.20	-0.08	19.78	3	Vertical	73	2.59	-

802.11ax HEW40_Nss1,(MCS0)_4TX

5755MHz_TX

26/10/2018

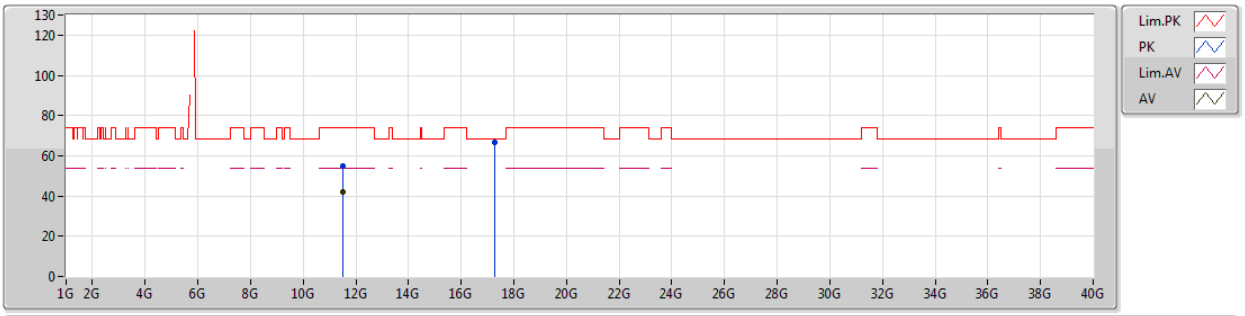

EUT Z_4TX
Setting 101
03-J-4
FSP

Type	Freq	Level	Limit	Margin	Factor	Dist	Condition	Azimuth	Height	Comments
	(Hz)	(dBuV/m)	(dBuV/m)	(dB)	(dB)	(m)		(°)	(m)	
PK	11.51858G	54.93	74.00	-19.07	14.27	3	Horizontal	291	2.30	-
AV	11.50223G	42.20	54.00	-11.80	14.26	3	Horizontal	291	2.30	-
PK	17.27667G	66.68	68.20	-1.52	19.78	3	Horizontal	354	2.42	-

802.11ax HEW40_Nss1,(MCS0)_4TX

5795MHz_TX

29/10/2018

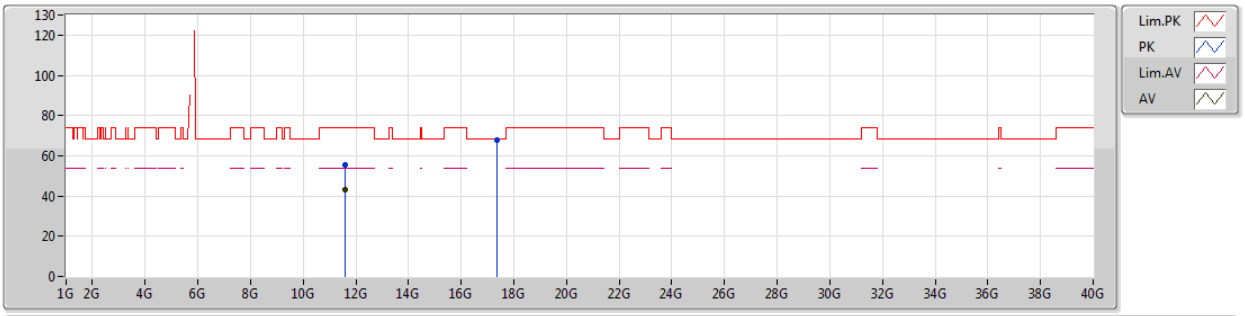

EUT Z_4TX
Setting 105
02-M-1
FSP

Type	Freq	Level	Limit	Margin	Factor	Dist	Condition	Azimuth	Height	Comments
	(Hz)	(dBuV/m)	(dBuV/m)	(dB)	(dB)	(m)		(°)	(m)	
PK	11.57965G	55.74	74.00	-18.26	14.77	3	Vertical	68	2.64	-
AV	11.59411G	43.30	54.00	-10.70	14.78	3	Vertical	68	2.64	-
PK	17.3787G	68.04	68.20	-0.16	21.34	3	Vertical	61	2.58	-

802.11ax HEW40_Nss1,(MCS0)_4TX

5795MHz_TX

29/10/2018

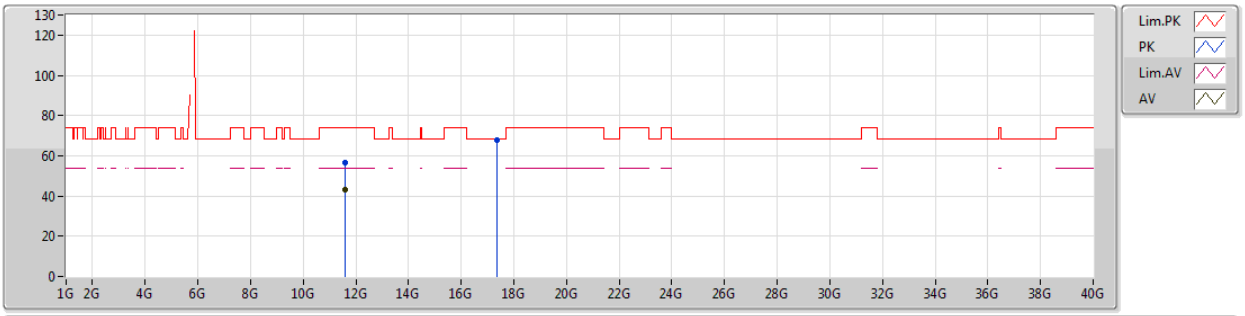

EUT Z_4TX
Setting 105
02-M-1
FSP

Type	Freq	Level	Limit	Margin	Factor	Dist	Condition	Azimuth	Height	Comments
	(Hz)	(dBuV/m)	(dBuV/m)	(dB)	(dB)	(m)		(°)	(m)	
PK	11.58457G	56.49	74.00	-17.51	14.78	3	Horizontal	23	1.85	-
AV	11.58943G	43.03	54.00	-10.97	14.78	3	Horizontal	23	1.85	-
PK	17.37915G	67.55	68.20	-0.65	21.35	3	Horizontal	57	2.75	-

802.11ax HEW80_Nss1,(MCS0)_4TX

5210MHz_TX

26/10/2018

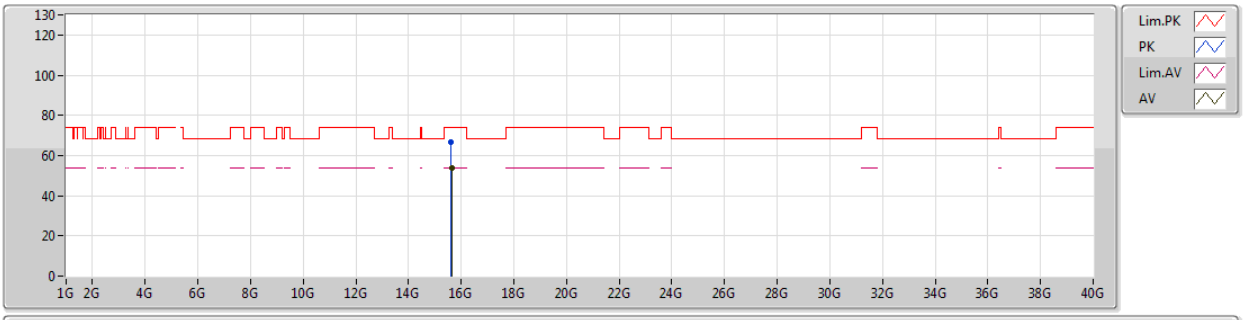

EUT Z_4TX
Setting 110
03-J-4
FSP

Type	Freq	Level	Limit	Margin	Factor	Dist	Condition	Azimuth	Height	Comments
	(Hz)	(dBuV/m)	(dBuV/m)	(dB)	(dB)	(m)		(°)	(m)	
PK	15.61728G	66.57	74.00	-7.43	15.98	3	Vertical	152	2.01	-
AV	15.64329G	53.99	54.00	-0.01	15.90	3	Vertical	152	2.01	-

802.11ax HEW80_Nss1,(MCS0)_4TX

5210MHz_TX

26/10/2018

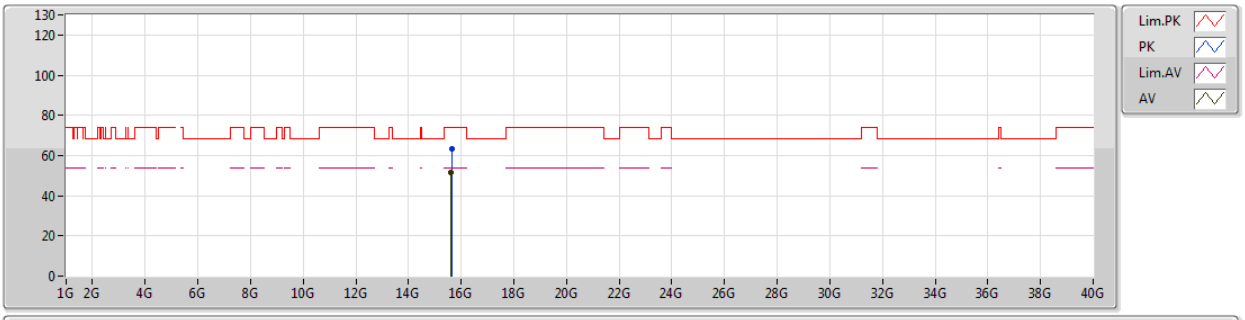

EUT Z_4TX
Setting 110
03-J-4
FSP

Type	Freq	Level	Limit	Margin	Factor	Dist	Condition	Azimuth	Height	Comments
	(Hz)	(dBuV/m)	(dBuV/m)	(dB)	(dB)	(m)		(°)	(m)	
PK	15.6414G	63.40	74.00	-10.60	15.90	3	Horizontal	175	2.59	-
AV	15.62604G	51.59	54.00	-2.41	15.95	3	Horizontal	175	2.59	-

802.11ax HEW80_Nss1,(MCS0)_4TX

5775MHz_TX

26/10/2018

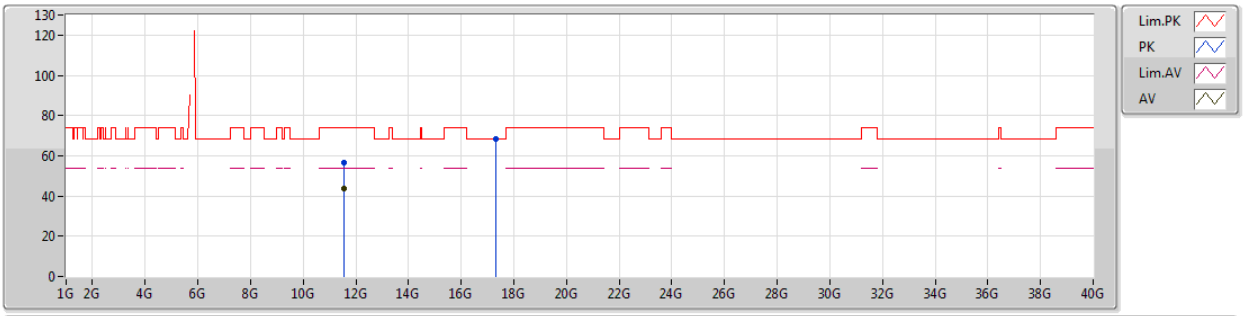

EUT Z_4TX
Setting 100
03-J-4
FSP

Type	Freq	Level	Limit	Margin	Factor	Dist	Condition	Azimuth	Height	Comments
	(Hz)	(dBuV/m)	(dBuV/m)	(dB)	(dB)	(m)		(°)	(m)	
PK	11.5686G	56.57	74.00	-17.43	14.29	3	Vertical	100	1.00	-
AV	11.56485G	43.55	54.00	-10.45	14.29	3	Vertical	100	1.00	-
PK	17.32149G	68.10	68.20	-0.10	20.04	3	Vertical	322	1.86	-

802.11ax HEW80_Nss1,(MCS0)_4TX

5775MHz_TX

26/10/2018

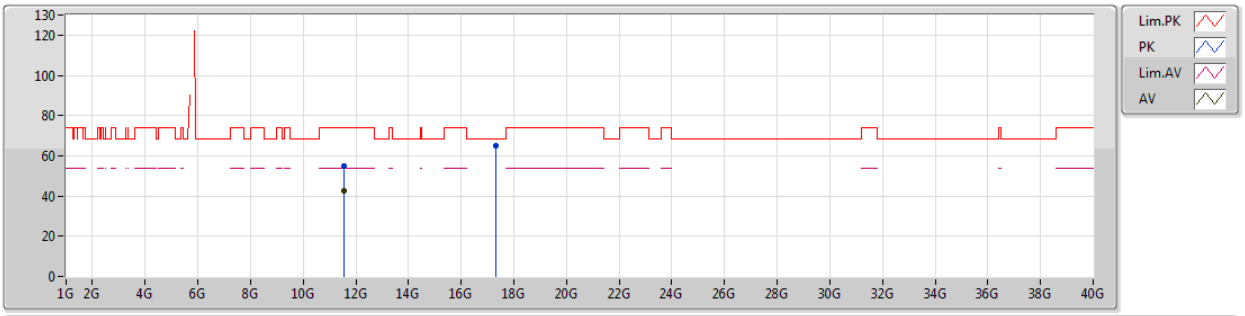

EUT Z_4TX
Setting 100
03-J-4
FSP

Type	Freq	Level	Limit	Margin	Factor	Dist	Condition	Azimuth	Height	Comments
	(Hz)	(dBuV/m)	(dBuV/m)	(dB)	(dB)	(m)		(°)	(m)	
PK	11.56395G	55.04	74.00	-18.96	14.29	3	Horizontal	70	1.14	-
AV	11.5635G	42.34	54.00	-11.66	14.29	3	Horizontal	70	1.14	-
PK	17.31177G	65.14	68.20	-3.06	19.98	3	Horizontal	0	2.50	-

Summary

Mode	Result	Type	Freq (Hz)	Level (dBuV/m)	Limit (dBuV/m)	Margin (dB)	Factor (dB)	Dist (m)	Condition	Azimuth (°)	Height (m)	Comments
5.15-5.25GHz	-	-	-	-	-	-	-	-	-	-	-	-
802.11a_Nss1,(6Mbps)_1TX	Pass	AV	5.149G	53.88	54.00	-0.12	2.85	3	Vertical	74	2.65	-

802.11a_Nss1,(6Mbps)_1TX

5180MHz_TX

10/12/2018

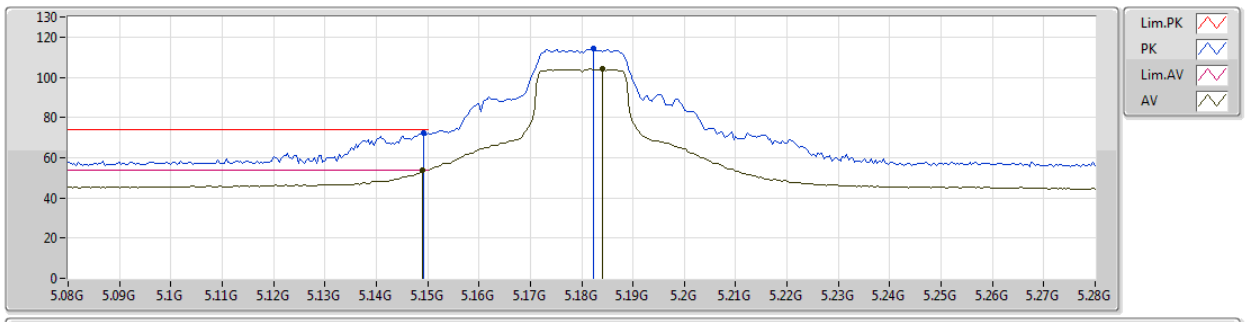

EUT Y_1TX
Setting 80
01-J-5-10
FSU

Type	Freq	Level	Limit	Margin	Factor	Dist	Condition	Azimuth	Height	Comments
	(Hz)	(dBuV/m)	(dBuV/m)	(dB)	(dB)	(m)		(°)	(m)	
PK	5.1492G	72.44	74.00	-1.56	2.85	3	Vertical	74	2.65	-
AV	5.149G	53.88	54.00	-0.12	2.85	3	Vertical	74	2.65	-
PK	5.1824G	114.30	Inf	-Inf	2.78	3	Vertical	74	2.65	-
AV	5.184G	103.99	Inf	-Inf	2.77	3	Vertical	74	2.65	-

802.11a_Nss1,(6Mbps)_1TX

5180MHz_TX

10/12/2018

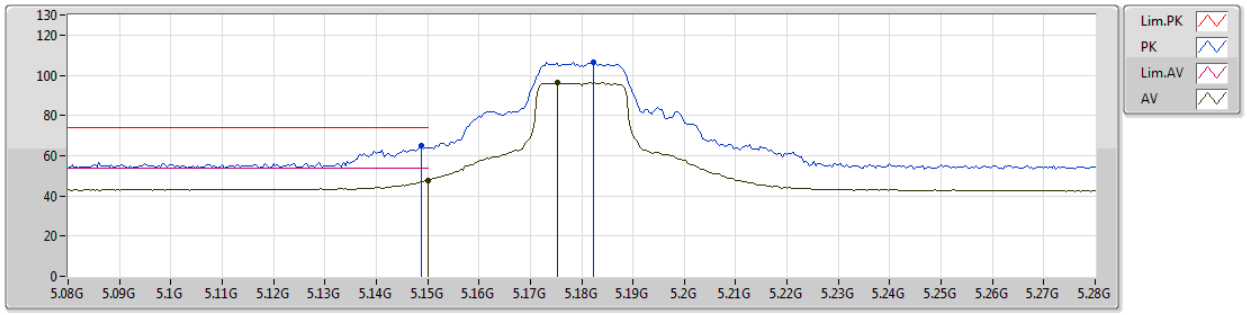

EUT Y_1TX
Setting 80
01-J-5-10
FSU

Type	Freq	Level	Limit	Margin	Factor	Dist	Condition	Azimuth	Height	Comments
	(Hz)	(dBuV/m)	(dBuV/m)	(dB)	(dB)	(m)		(°)	(m)	
PK	5.1488G	64.81	74.00	-9.19	2.85	3	Horizontal	261	2.87	-
AV	5.15G	47.71	54.00	-6.29	2.85	3	Horizontal	261	2.87	-
PK	5.1824G	106.34	Inf	-Inf	2.78	3	Horizontal	261	2.87	-
AV	5.1752G	96.18	Inf	-Inf	2.79	3	Horizontal	261	2.87	-

802.11a_Nss1,(6Mbps)_1TX

5200MHz_TX

10/12/2018

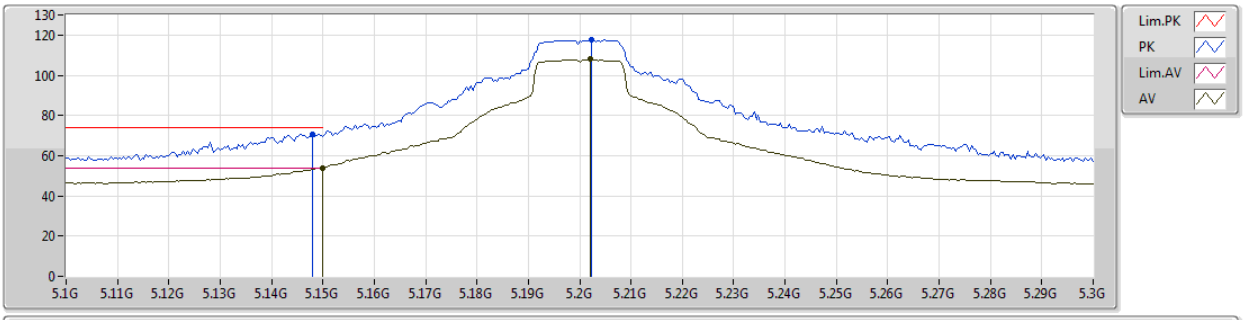

EUT Y_1TX
Setting 99
01-J-5-10
FSU

Type	Freq	Level	Limit	Margin	Factor	Dist	Condition	Azimuth	Height	Comments
	(Hz)	(dBuV/m)	(dBuV/m)	(dB)	(dB)	(m)		(°)	(m)	
PK	5.148G	70.74	74.00	-3.26	2.85	3	Vertical	79	2.55	-
AV	5.15G	53.88	54.00	-0.12	2.85	3	Vertical	79	2.55	-
PK	5.2024G	117.48	Inf	-Inf	2.73	3	Vertical	79	2.55	-
AV	5.202G	107.88	Inf	-Inf	2.73	3	Vertical	79	2.55	-

802.11a_Nss1,(6Mbps)_1TX

5200MHz_TX

10/12/2018

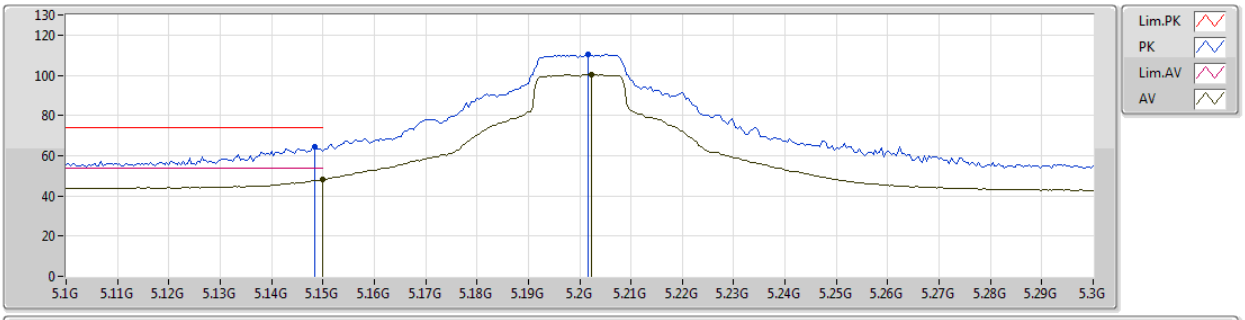

EUT Y_1TX
Setting 99
01-J-5-10
FSU

Type	Freq	Level	Limit	Margin	Factor	Dist	Condition	Azimuth	Height	Comments
	(Hz)	(dBuV/m)	(dBuV/m)	(dB)	(dB)	(m)		(°)	(m)	
PK	5.1484G	64.28	74.00	-9.72	2.85	3	Horizontal	263	2.93	-
AV	5.15G	48.01	54.00	-5.99	2.85	3	Horizontal	263	2.93	-
PK	5.2016G	110.48	Inf	-Inf	2.73	3	Horizontal	263	2.93	-
AV	5.2024G	100.56	Inf	-Inf	2.73	3	Horizontal	263	2.93	-

802.11a_Nss1,(6Mbps)_1TX

5240MHz_TX

10/12/2018

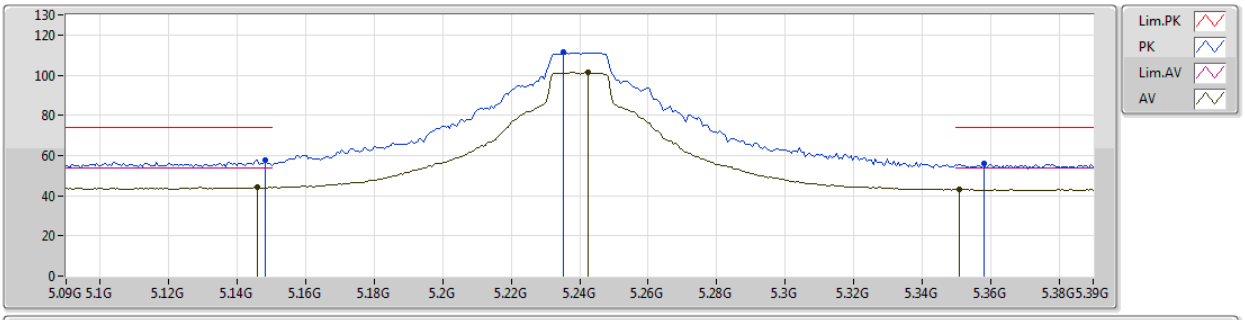

EUT Y_1TX
Setting 110
01-J-5-10
FSU

Type	Freq	Level	Limit	Margin	Factor	Dist	Condition	Azimuth	Height	Comments
	(Hz)	(dBuV/m)	(dBuV/m)	(dB)	(dB)	(m)		(°)	(m)	
PK	5.1482G	57.51	74.00	-16.49	2.85	3	Vertical	263	2.93	-
AV	5.1458G	44.05	54.00	-9.95	2.86	3	Vertical	263	2.93	-
PK	5.2352G	111.36	Inf	-Inf	2.68	3	Vertical	263	2.93	-
AV	5.2424G	101.37	Inf	-Inf	2.68	3	Vertical	263	2.93	-
PK	5.3582G	55.76	74.00	-18.24	2.80	3	Vertical	263	2.93	-
AV	5.351G	43.19	54.00	-10.81	2.78	3	Vertical	263	2.93	-

802.11a_Nss1,(6Mbps)_1TX

5240MHz_TX

10/12/2018

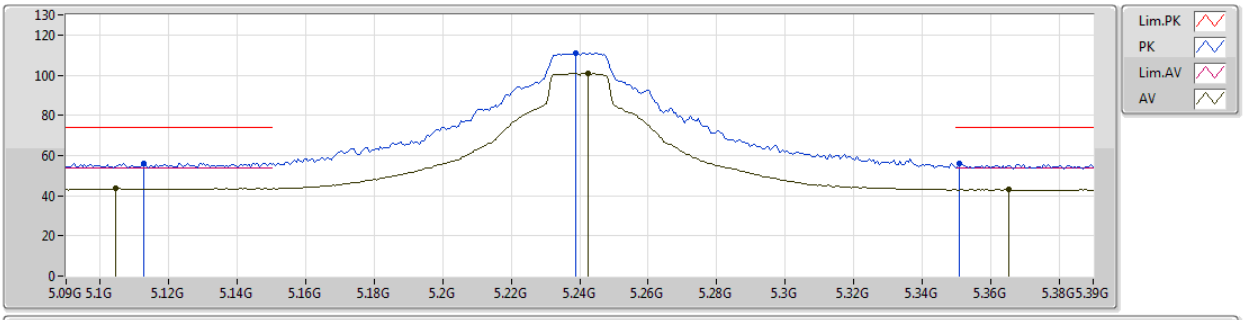

EUT Y_1TX
Setting 110
01-J-5-10
FSU

Type	Freq	Level	Limit	Margin	Factor	Dist	Condition	Azimuth	Height	Comments
	(Hz)	(dBuV/m)	(dBuV/m)	(dB)	(dB)	(m)		(°)	(m)	
PK	5.1128G	56.28	74.00	-17.72	2.93	3	Horizontal	252	2.58	-
AV	5.1044G	43.59	54.00	-10.41	2.96	3	Horizontal	252	2.58	-
PK	5.2388G	110.91	Inf	-Inf	2.68	3	Horizontal	252	2.58	-
AV	5.2424G	101.10	Inf	-Inf	2.68	3	Horizontal	252	2.58	-
PK	5.351G	56.09	74.00	-17.91	2.78	3	Horizontal	252	2.58	-
AV	5.3654G	43.07	54.00	-10.93	2.84	3	Horizontal	252	2.58	-

802.11a_Nss1,(6Mbps)_1TX

5745MHz_TX

10/12/2018

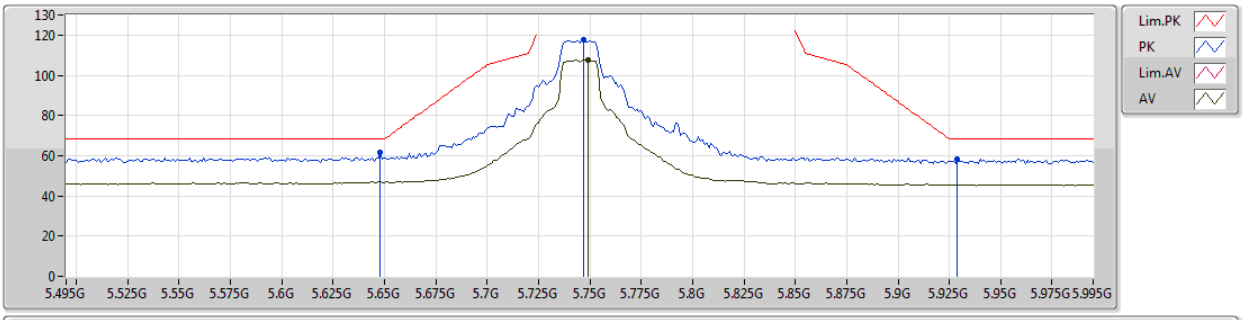

EUT Y_1TX
Setting 93
01-J-5-10
FSU

Type	Freq	Level	Limit	Margin	Factor	Dist	Condition	Azimuth	Height	Comments
	(Hz)	(dBuV/m)	(dBuV/m)	(dB)	(dB)	(m)		(°)	(m)	
PK	5.648G	61.47	68.20	-6.73	3.32	3	Vertical	89	2.69	-
PK	5.747G	117.57	Inf	-Inf	3.54	3	Vertical	89	2.69	-
AV	5.749G	107.52	Inf	-Inf	3.55	3	Vertical	89	2.69	-
PK	5.929G	58.43	68.20	-9.77	4.01	3	Vertical	89	2.69	-

802.11a_Nss1,(6Mbps)_1TX

5745MHz_TX

10/12/2018

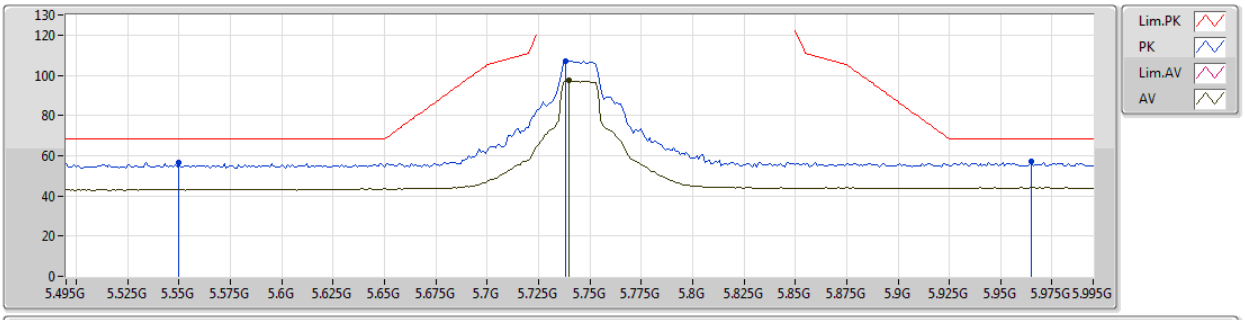

EUT Y_1TX
Setting 93
01-J-5-10
FSU

Type	Freq	Level	Limit	Margin	Factor	Dist	Condition	Azimuth	Height	Comments
	(Hz)	(dBuV/m)	(dBuV/m)	(dB)	(dB)	(m)		(°)	(m)	
PK	5.55G	56.64	68.20	-11.56	3.24	3	Horizontal	250	1.14	-
PK	5.738G	107.13	Inf	-Inf	3.53	3	Horizontal	250	1.14	-
AV	5.74G	97.24	Inf	-Inf	3.53	3	Horizontal	250	1.14	-
PK	5.965G	56.92	68.20	-11.28	4.14	3	Horizontal	250	1.14	-

802.11a_Nss1,(6Mbps)_1TX

5785MHz_TX

10/12/2018

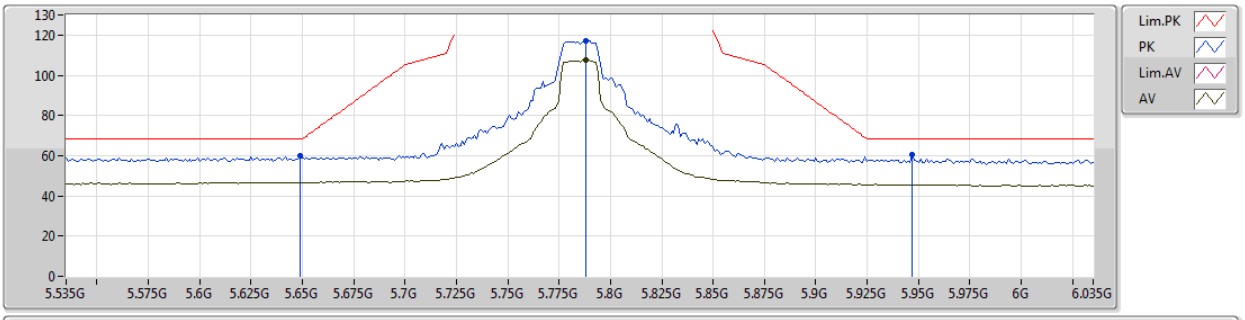

EUT Y_1TX
Setting 93
01-J-5-10
FSU

Type	Freq	Level	Limit	Margin	Factor	Dist	Condition	Azimuth	Height	Comments
	(Hz)	(dBuV/m)	(dBuV/m)	(dB)	(dB)	(m)		(°)	(m)	
PK	5.649G	59.73	68.20	-8.47	3.32	3	Vertical	302	2.54	-
PK	5.788G	117.21	Inf	-Inf	3.64	3	Vertical	302	2.54	-
AV	5.788G	107.40	Inf	-Inf	3.64	3	Vertical	302	2.54	-
PK	5.947G	60.25	68.20	-7.95	4.07	3	Vertical	302	2.54	-

802.11a_Nss1,(6Mbps)_1TX

5785MHz_TX

10/12/2018

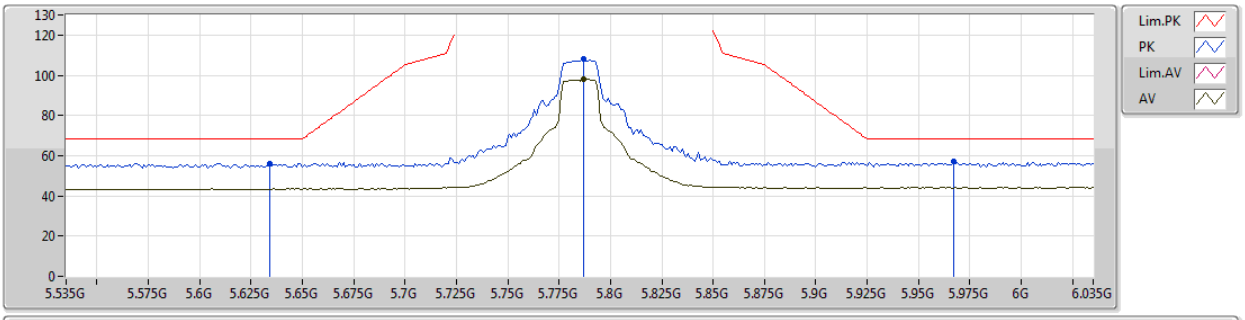

EUT Y_1TX
Setting 93
01-J-5-10
FSU

Type	Freq	Level	Limit	Margin	Factor	Dist	Condition	Azimuth	Height	Comments
	(Hz)	(dBuV/m)	(dBuV/m)	(dB)	(dB)	(m)		(°)	(m)	
PK	5.634G	55.97	68.20	-12.23	3.29	3	Horizontal	250	1.08	-
PK	5.787G	107.98	Inf	-Inf	3.62	3	Horizontal	250	1.08	-
AV	5.787G	97.96	Inf	-Inf	3.62	3	Horizontal	250	1.08	-
PK	5.967G	56.92	68.20	-11.28	4.14	3	Horizontal	250	1.08	-

802.11a_Nss1,(6Mbps)_1TX

5825MHz_TX

10/12/2018

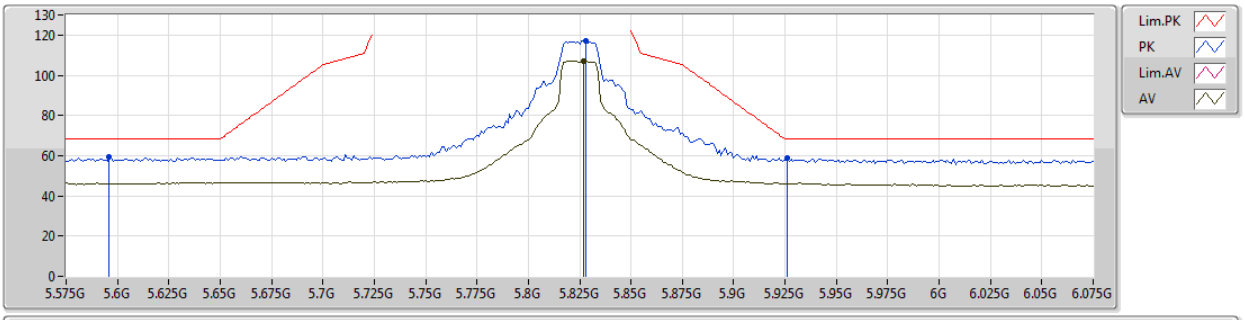

EUT Y_1TX
Setting 94
01-J-5-10
FSU

Type	Freq	Level	Limit	Margin	Factor	Dist	Condition	Azimuth	Height	Comments
	(Hz)	(dBuV/m)	(dBuV/m)	(dB)	(dB)	(m)		(°)	(m)	
PK	5.596G	59.41	68.20	-8.79	3.22	3	Vertical	301	2.52	-
PK	5.828G	117.21	Inf	-Inf	3.73	3	Vertical	301	2.52	-
AV	5.827G	107.10	Inf	-Inf	3.73	3	Vertical	301	2.52	-
PK	5.926G	58.80	68.20	-9.40	3.99	3	Vertical	301	2.52	-

802.11a_Nss1,(6Mbps)_1TX

5825MHz_TX

10/12/2018

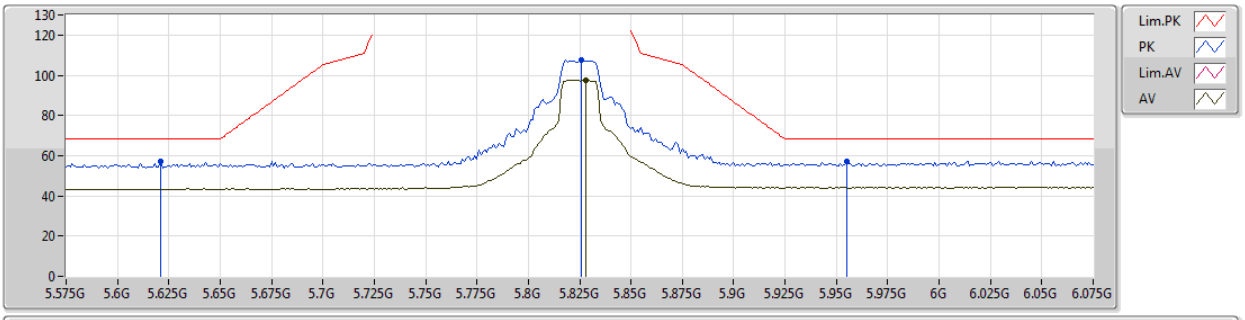

EUT Y_1TX
Setting 94
01-J-5-10
FSU

Type	Freq	Level	Limit	Margin	Factor	Dist	Condition	Azimuth	Height	Comments
	(Hz)	(dBuV/m)	(dBuV/m)	(dB)	(dB)	(m)		(°)	(m)	
PK	5.621G	56.90	68.20	-11.30	3.27	3	Horizontal	247	1.06	-
PK	5.826G	107.83	Inf	-Inf	3.72	3	Horizontal	247	1.06	-
AV	5.828G	97.77	Inf	-Inf	3.73	3	Horizontal	247	1.06	-
PK	5.955G	56.92	68.20	-11.28	4.10	3	Horizontal	247	1.06	-

Summary

Mode	Result	Type	Freq (Hz)	Level (dBuV/m)	Limit (dBuV/m)	Margin (dB)	Factor (dB)	Dist (m)	Condition	Azimuth (°)	Height (m)	Comments
5.15-5.25GHz	-	-	-	-	-	-	-	-	-	-	-	-
802.11ax HEW40_Nss1,(MCS0)_1TX	Pass	AV	5.1496G	53.95	54.00	-0.05	8.56	3	Vertical	292	1.97	-

802.11ax HEW20_Nss1,(MCS0)_1TX

5180MHz_TX

26/10/2018

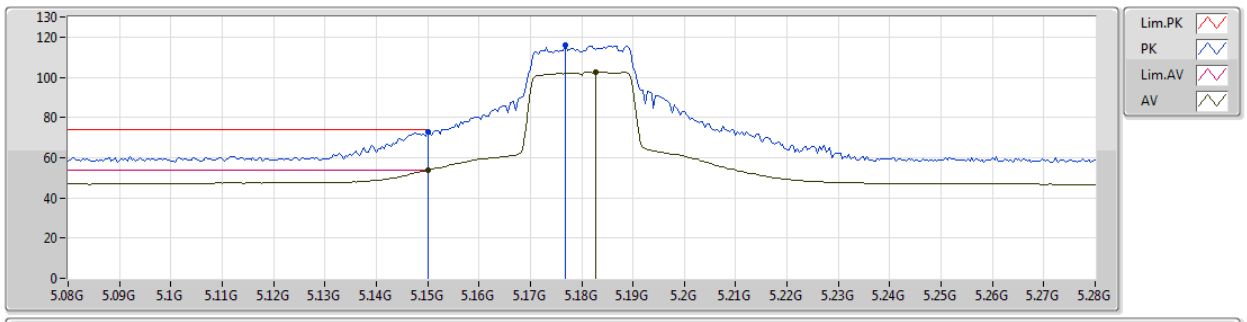

EUT Y_1TX
Setting 74
02-J-4-10
FSU(100050)

Type	Freq	Level	Limit	Margin	Factor	Dist	Condition	Azimuth	Height	Comments
	(Hz)	(dBuV/m)	(dBuV/m)	(dB)	(dB)	(m)		(°)	(m)	
PK	5.15G	72.70	74.00	-1.30	8.56	3	Vertical	41	1.94	-
AV	5.15G	53.78	54.00	-0.22	8.56	3	Vertical	41	1.94	-
PK	5.1768G	116.12	Inf	-Inf	8.62	3	Vertical	41	1.94	-
AV	5.1828G	102.55	Inf	-Inf	8.63	3	Vertical	41	1.94	-

802.11ax HEW20_Nss1,(MCS0)_1TX

5180MHz_TX

26/10/2018

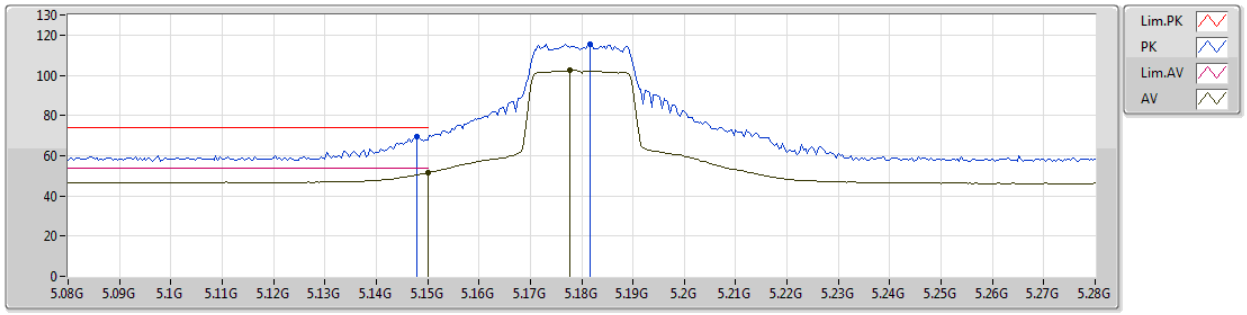

EUT Y_1TX
Setting 74
02-J-4-10
FSU(100050)

Type	Freq	Level	Limit	Margin	Factor	Dist	Condition	Azimuth	Height	Comments
	(Hz)	(dBuV/m)	(dBuV/m)	(dB)	(dB)	(m)		(°)	(m)	
PK	5.148G	69.33	74.00	-4.67	8.56	3	Horizontal	48	2.83	-
AV	5.15G	51.52	54.00	-2.48	8.56	3	Horizontal	48	2.83	-
PK	5.1816G	115.48	Inf	-Inf	8.63	3	Horizontal	48	2.83	-
AV	5.1776G	102.34	Inf	-Inf	8.63	3	Horizontal	48	2.83	-

802.11ax HEW20_Nss1,(MCS0)_1TX

5200MHz_TX

26/10/2018

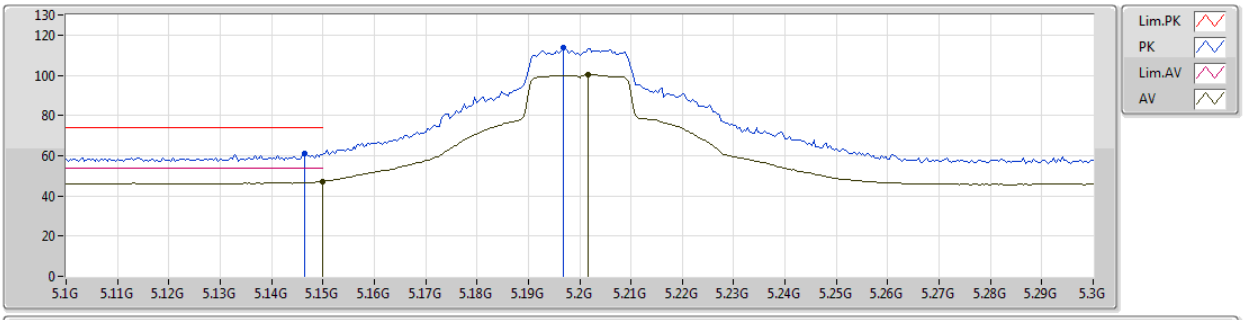

EUT Y_1TX
Setting 95
02-J-4-10
FSU(100050)

Type	Freq	Level	Limit	Margin	Factor	Dist	Condition	Azimuth	Height	Comments
	(Hz)	(dBuV/m)	(dBuV/m)	(dB)	(dB)	(m)		(°)	(m)	
PK	5.1464G	60.91	74.00	-13.09	8.56	3	Vertical	308	2.94	-
AV	5.15G	47.27	54.00	-6.73	8.56	3	Vertical	308	2.94	-
PK	5.1968G	114.03	Inf	-Inf	8.66	3	Vertical	308	2.94	-
AV	5.2016G	100.12	Inf	-Inf	8.66	3	Vertical	308	2.94	-

802.11ax HEW20_Nss1,(MCS0)_1TX

5200MHz_TX

26/10/2018

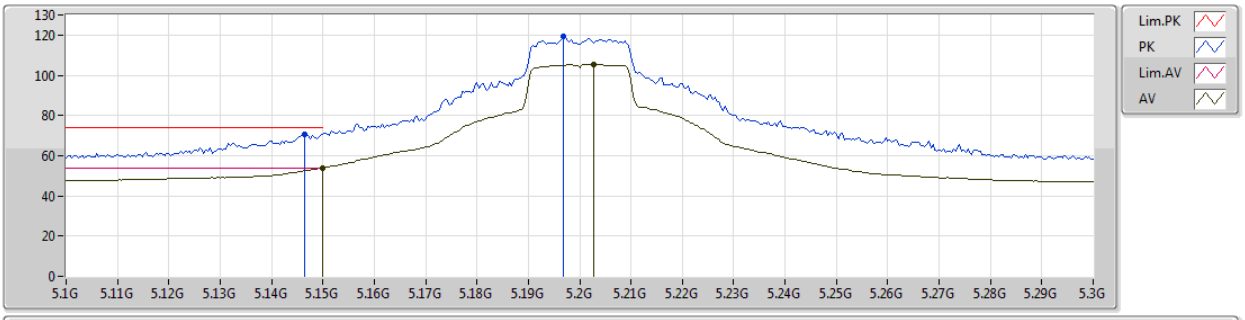

EUT Y_1TX
Setting 95
02-J-4-10
FSU(100050)

Type	Freq	Level	Limit	Margin	Factor	Dist	Condition	Azimuth	Height	Comments
	(Hz)	(dBuV/m)	(dBuV/m)	(dB)	(dB)	(m)		(°)	(m)	
PK	5.1464G	70.88	74.00	-3.12	8.56	3	Horizontal	280	1.73	-
AV	5.15G	53.94	54.00	-0.06	8.56	3	Horizontal	280	1.73	-
PK	5.1968G	119.26	Inf	-Inf	8.66	3	Horizontal	280	1.73	-
AV	5.2028G	105.32	Inf	-Inf	8.66	3	Horizontal	280	1.73	-

802.11ax HEW20_Nss1,(MCS0)_1TX

5240MHz_TX

26/10/2018

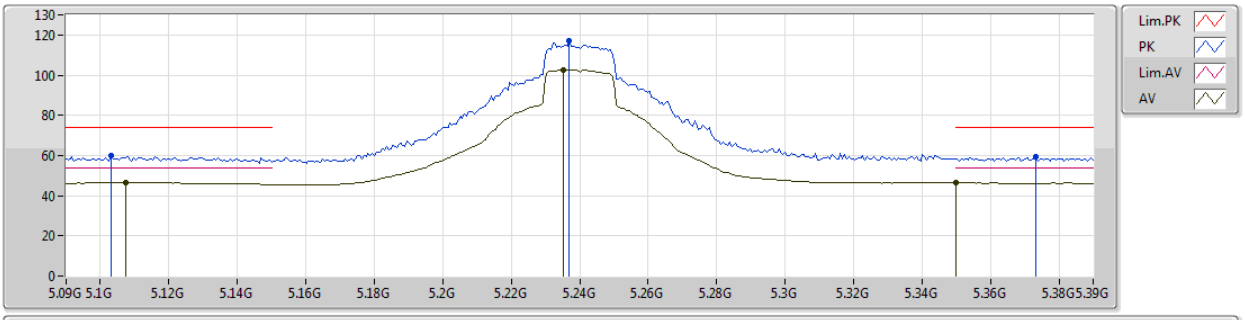

EUT Y_1TX
Setting 105
02-J-4-10
FSU(100050)

Type	Freq	Level	Limit	Margin	Factor	Dist	Condition	Azimuth	Height	Comments
	(Hz)	(dBuV/m)	(dBuV/m)	(dB)	(dB)	(m)		(°)	(m)	
PK	5.1032G	59.71	74.00	-14.29	8.48	3	Vertical	355	2.97	-
AV	5.1074G	46.51	54.00	-7.49	8.49	3	Vertical	355	2.97	-
PK	5.237G	116.90	Inf	-Inf	8.71	3	Vertical	355	2.97	-
AV	5.2352G	102.65	Inf	-Inf	8.71	3	Vertical	355	2.97	-
PK	5.3732G	59.31	74.00	-14.69	8.91	3	Vertical	355	2.97	-
AV	5.35G	46.41	54.00	-7.59	8.89	3	Vertical	355	2.97	-

802.11ax HEW20_Nss1,(MCS0)_1TX

5240MHz_TX

26/10/2018

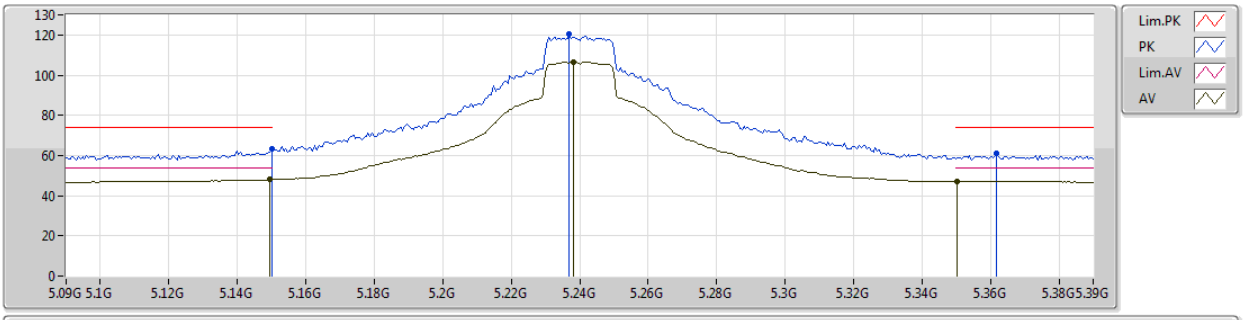

EUT Y_1TX
Setting 105
02-J-4-10
FSU(100050)

Type	Freq	Level	Limit	Margin	Factor	Dist	Condition	Azimuth	Height	Comments
	(Hz)	(dBuV/m)	(dBuV/m)	(dB)	(dB)	(m)		(°)	(m)	
PK	5.15G	63.18	74.00	-10.82	8.56	3	Horizontal	275	1.98	-
AV	5.1494G	48.10	54.00	-5.90	8.56	3	Horizontal	275	1.98	-
PK	5.237G	120.54	Inf	-Inf	8.71	3	Horizontal	275	1.98	-
AV	5.2382G	106.43	Inf	-Inf	8.72	3	Horizontal	275	1.98	-
PK	5.3618G	61.11	74.00	-12.89	8.90	3	Horizontal	275	1.98	-
AV	5.3504G	47.17	54.00	-6.83	8.89	3	Horizontal	275	1.98	-

802.11ax HEW20_Nss1,(MCS0)_1TX

5745MHz_TX

29/10/2018

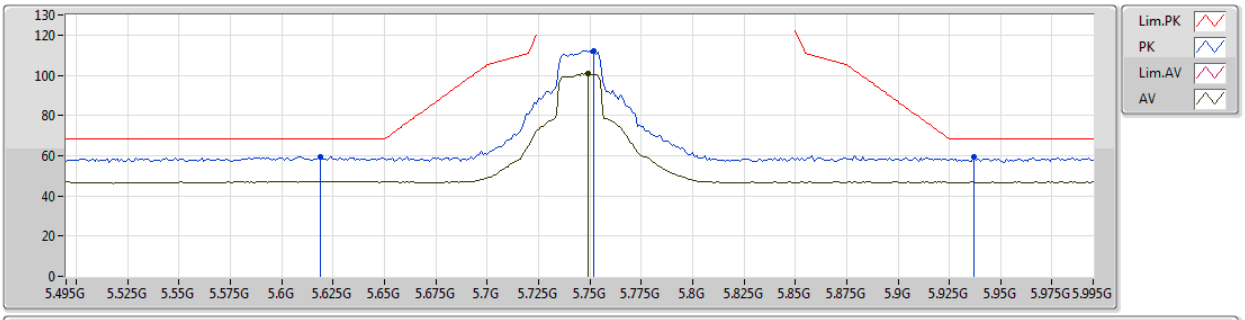

EUT Y_1TX
Setting 94
02-J-4-10
FSU(100050)

Type	Freq	Level	Limit	Margin	Factor	Dist	Condition	Azimuth	Height	Comments
	(Hz)	(dBuV/m)	(dBuV/m)	(dB)	(dB)	(m)		(°)	(m)	
PK	5.619G	59.50	68.20	-8.70	9.28	3	Vertical	305	2.96	-
PK	5.752G	112.08	Inf	-Inf	9.32	3	Vertical	305	2.96	-
AV	5.749G	100.75	Inf	-Inf	9.32	3	Vertical	305	2.96	-
PK	5.937G	59.63	68.20	-8.57	9.46	3	Vertical	305	2.96	-

802.11ax HEW20_Nss1,(MCS0)_1TX

5745MHz_TX

29/10/2018

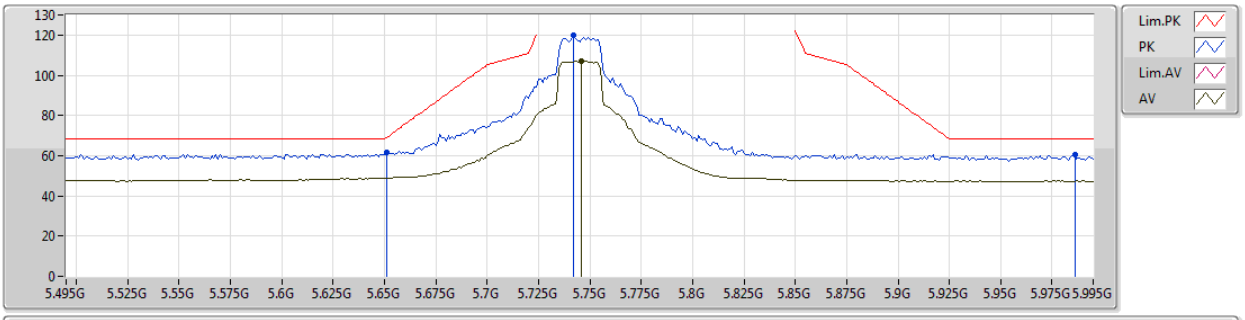

EUT Y_1TX
Setting 94
02-J-4-10
FSU(100050)

Type	Freq	Level	Limit	Margin	Factor	Dist	Condition	Azimuth	Height	Comments
	(Hz)	(dBuV/m)	(dBuV/m)	(dB)	(dB)	(m)		(°)	(m)	
PK	5.651G	61.88	68.94	-7.06	9.29	3	Horizontal	288	1.58	-
PK	5.742G	119.98	Inf	-Inf	9.32	3	Horizontal	288	1.58	-
AV	5.746G	106.93	Inf	-Inf	9.32	3	Horizontal	288	1.58	-
PK	5.986G	60.37	68.20	-7.83	9.50	3	Horizontal	288	1.58	-

802.11ax HEW20_Nss1,(MCS0)_1TX

5785MHz_TX

26/10/2018

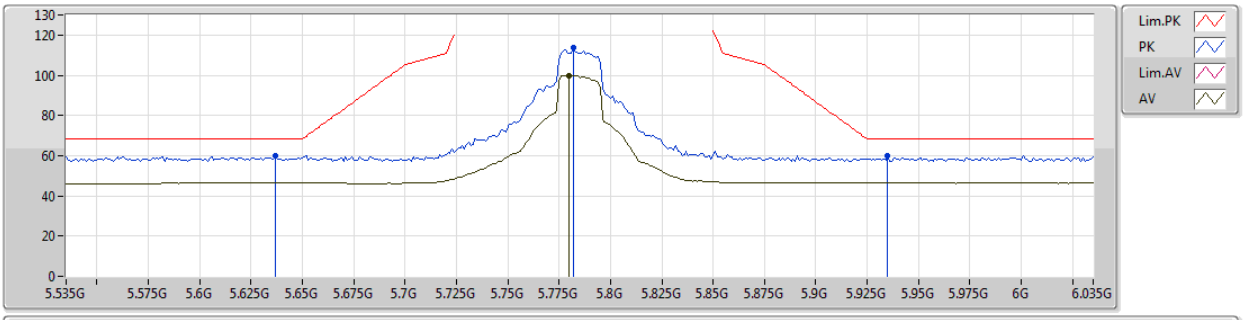

EUT Y_1TX
Setting 97
02-J-4-10
FSU(100050)

Type	Freq	Level	Limit	Margin	Factor	Dist	Condition	Azimuth	Height	Comments
	(Hz)	(dBuV/m)	(dBuV/m)	(dB)	(dB)	(m)		(°)	(m)	
PK	5.637G	60.02	68.20	-8.18	9.29	3	Vertical	289	2.95	-
PK	5.782G	113.90	Inf	-Inf	9.33	3	Vertical	289	2.95	-
AV	5.78G	99.86	Inf	-Inf	9.33	3	Vertical	289	2.95	-
PK	5.935G	60.01	68.20	-8.19	9.46	3	Vertical	289	2.95	-

802.11ax HEW20_Nss1,(MCS0)_1TX

5785MHz_TX

26/10/2018

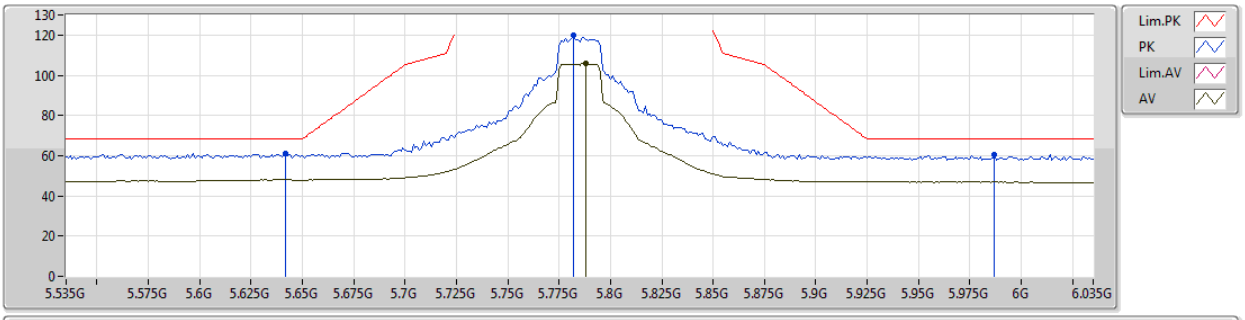

EUT Y_1TX
Setting 97
02-J-4-10
FSU(100050)

Type	Freq	Level	Limit	Margin	Factor	Dist	Condition	Azimuth	Height	Comments
	(Hz)	(dBuV/m)	(dBuV/m)	(dB)	(dB)	(m)		(°)	(m)	
PK	5.642G	61.11	68.20	-7.09	9.30	3	Horizontal	286	1.62	-
PK	5.782G	119.79	Inf	-Inf	9.33	3	Horizontal	286	1.62	-
AV	5.788G	105.76	Inf	-Inf	9.33	3	Horizontal	286	1.62	-
PK	5.987G	60.32	68.20	-7.88	9.50	3	Horizontal	286	1.62	-

802.11ax HEW20_Nss1,(MCS0)_1TX

5825MHz_TX

29/10/2018

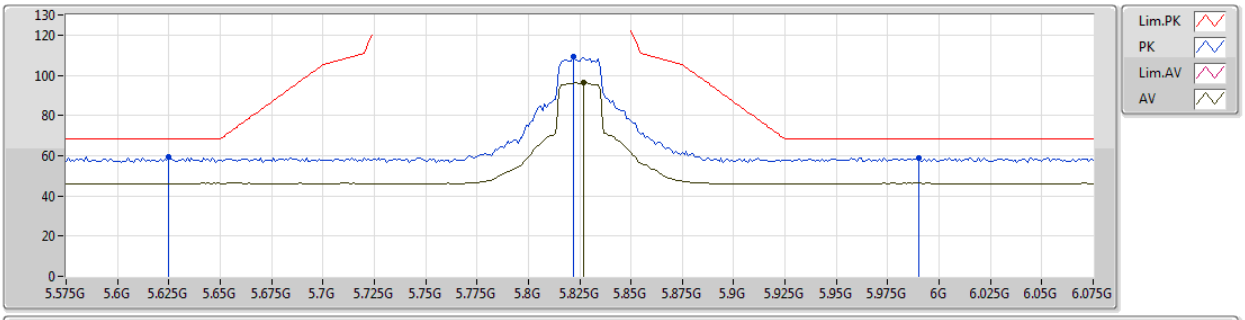

EUT Y_1TX
Setting 91
02-C-5-10
FSU(100050)

Type	Freq	Level	Limit	Margin	Factor	Dist	Condition	Azimuth	Height	Comments
	(Hz)	(dBuV/m)	(dBuV/m)	(dB)	(dB)	(m)		(°)	(m)	
PK	5.625G	59.13	68.20	-9.07	9.29	3	Vertical	45	2.96	-
PK	5.822G	109.44	Inf	-Inf	9.34	3	Vertical	45	2.96	-
AV	5.827G	96.24	Inf	-Inf	9.36	3	Vertical	45	2.96	-
PK	5.99G	59.11	68.20	-9.09	9.50	3	Vertical	45	2.96	-

802.11ax HEW20_Nss1,(MCS0)_1TX

5825MHz_TX

29/10/2018

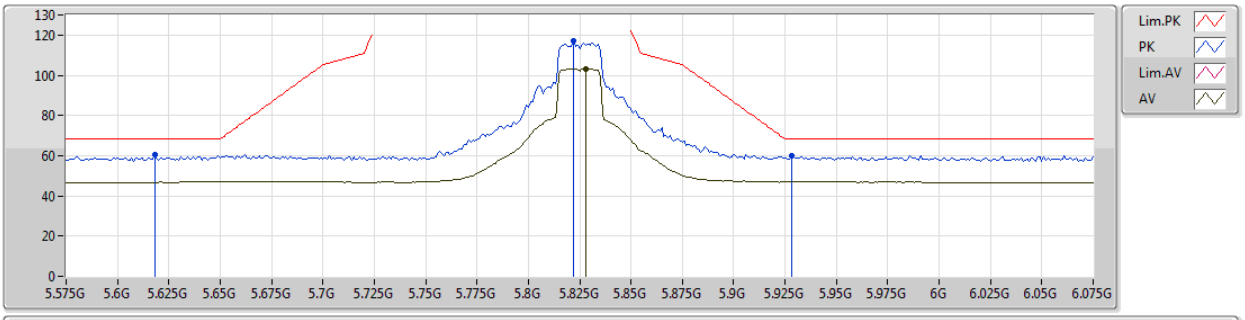

EUT Y_1TX
Setting 91
02-C-5-10
FSU(100050)

Type	Freq	Level	Limit	Margin	Factor	Dist	Condition	Azimuth	Height	Comments
	(Hz)	(dBuV/m)	(dBuV/m)	(dB)	(dB)	(m)		(°)	(m)	
PK	5.618G	60.33	68.20	-7.87	9.28	3	Horizontal	289	2.89	-
PK	5.822G	116.84	Inf	-Inf	9.34	3	Horizontal	289	2.89	-
AV	5.828G	103.24	Inf	-Inf	9.36	3	Horizontal	289	2.89	-
PK	5.928G	59.98	68.20	-8.22	9.45	3	Horizontal	289	2.89	-

802.11ax HEW40_Nss1,(MCS0)_1TX

5190MHz_TX

26/10/2018

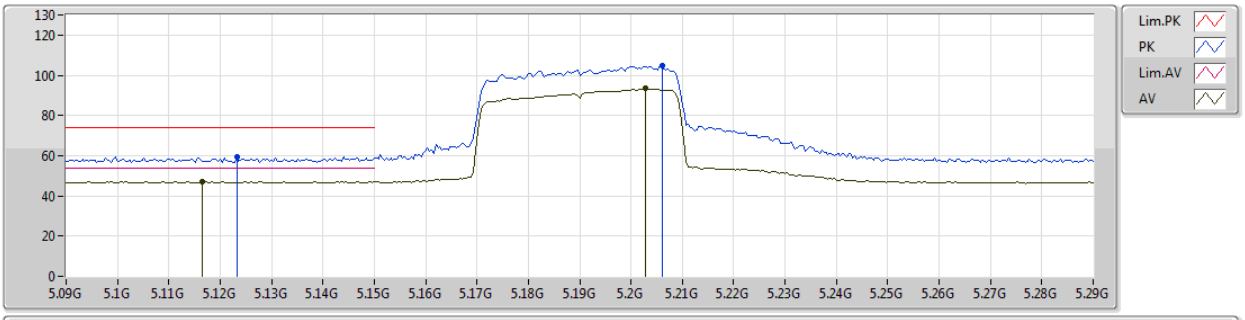

EUT Y_1TX
Setting 69
02-J-4-10
FSU(100050)

Type	Freq	Level	Limit	Margin	Factor	Dist	Condition	Azimuth	Height	Comments
	(Hz)	(dBuV/m)	(dBuV/m)	(dB)	(dB)	(m)		(°)	(m)	
PK	5.1232G	59.48	74.00	-14.52	8.52	3	Vertical	9	2.97	-
AV	5.1164G	47.12	54.00	-6.88	8.51	3	Vertical	9	2.97	-
PK	5.206G	104.92	Inf	-Inf	8.67	3	Vertical	9	2.97	-
AV	5.2028G	93.31	Inf	-Inf	8.66	3	Vertical	9	2.97	-

802.11ax HEW40_Nss1,(MCS0)_1TX

5190MHz_TX

26/10/2018

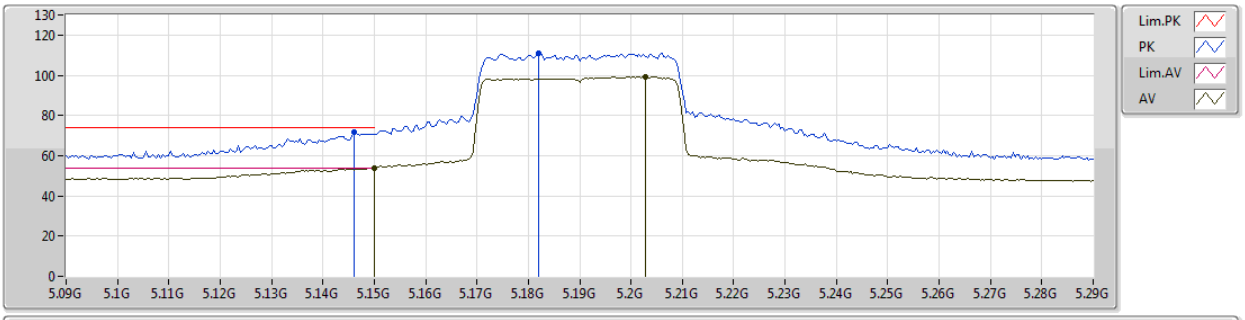

EUT Y_1TX
Setting 69
02-J-4-10
FSU(100050)

Type	Freq	Level	Limit	Margin	Factor	Dist	Condition	Azimuth	Height	Comments
	(Hz)	(dBuV/m)	(dBuV/m)	(dB)	(dB)	(m)		(°)	(m)	
PK	5.146G	71.84	74.00	-2.16	8.56	3	Horizontal	42	2.13	-
AV	5.15G	53.91	54.00	-0.09	8.56	3	Horizontal	42	2.13	-
PK	5.182G	110.90	Inf	-Inf	8.63	3	Horizontal	42	2.13	-
AV	5.2028G	99.27	Inf	-Inf	8.66	3	Horizontal	42	2.13	-

802.11ax HEW40_Nss1,(MCS0)_1TX

5230MHz_TX

26/10/2018

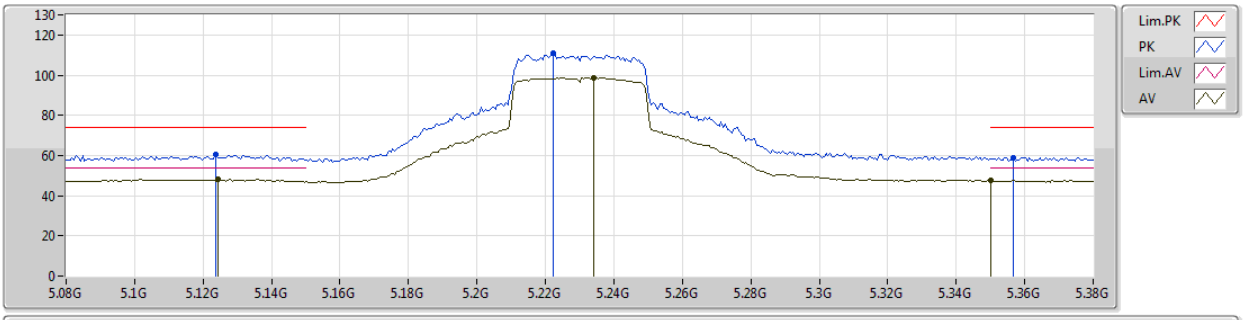

EUT Y_1TX
Setting 86
02-J-4-10
FSU(100050)

Type	Freq	Level	Limit	Margin	Factor	Dist	Condition	Azimuth	Height	Comments
	(Hz)	(dBuV/m)	(dBuV/m)	(dB)	(dB)	(m)		(°)	(m)	
PK	5.1238G	60.24	74.00	-13.76	8.52	3	Vertical	360	2.97	-
AV	5.1244G	48.23	54.00	-5.77	8.52	3	Vertical	360	2.97	-
PK	5.2222G	110.95	Inf	-Inf	8.70	3	Vertical	360	2.97	-
AV	5.2342G	98.74	Inf	-Inf	8.71	3	Vertical	360	2.97	-
PK	5.3566G	59.07	74.00	-14.93	8.89	3	Vertical	360	2.97	-
AV	5.35G	47.50	54.00	-6.50	8.89	3	Vertical	360	2.97	-

802.11ax HEW40_Nss1,(MCS0)_1TX

5230MHz_TX

26/10/2018

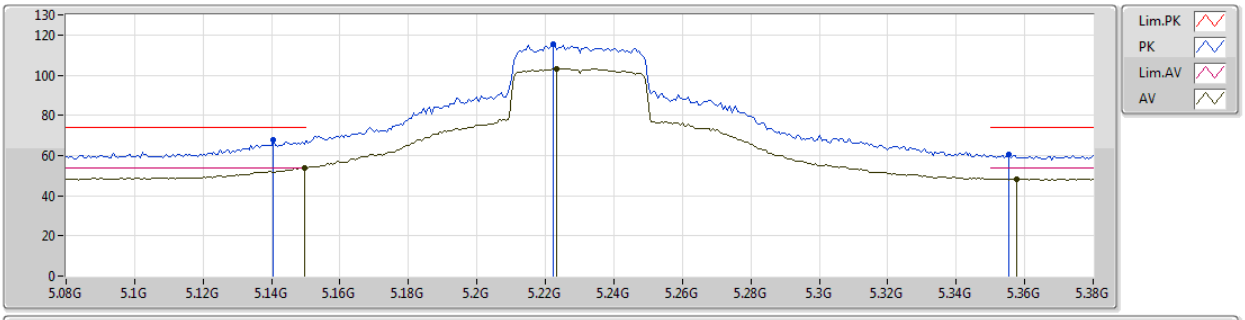

EUT Y_1TX
Setting 86
02-J-4-10
FSU(100050)

Type	Freq	Level	Limit	Margin	Factor	Dist	Condition	Azimuth	Height	Comments
	(Hz)	(dBuV/m)	(dBuV/m)	(dB)	(dB)	(m)		(°)	(m)	
PK	5.1406G	67.67	74.00	-6.33	8.55	3	Vertical	292	1.97	-
AV	5.1496G	53.95	54.00	-0.05	8.56	3	Vertical	292	1.97	-
PK	5.2222G	115.47	Inf	-Inf	8.70	3	Vertical	292	1.97	-
AV	5.2234G	103.37	Inf	-Inf	8.70	3	Vertical	292	1.97	-
PK	5.3554G	60.25	74.00	-13.75	8.89	3	Vertical	292	1.97	-
AV	5.3578G	48.37	54.00	-5.63	8.89	3	Vertical	292	1.97	-

802.11ax HEW40_Nss1,(MCS0)_1TX

5755MHz_TX

26/10/2018

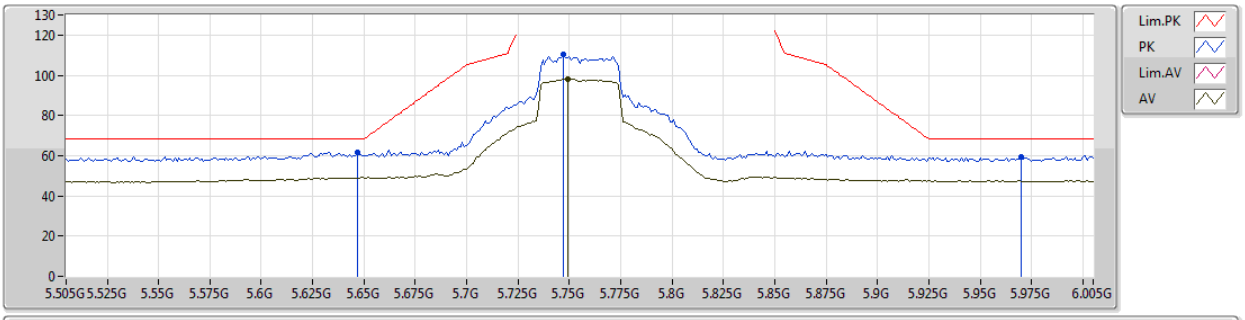

EUT Y_1TX
Setting 91
02-J-4-10
FSU(100050)

Type	Freq	Level	Limit	Margin	Factor	Dist	Condition	Azimuth	Height	Comments
	(Hz)	(dBuV/m)	(dBuV/m)	(dB)	(dB)	(m)		(°)	(m)	
PK	5.647G	61.47	68.20	-6.73	9.30	3	Vertical	306	2.96	-
PK	5.747G	110.35	Inf	-Inf	9.32	3	Vertical	306	2.96	-
AV	5.749G	98.16	Inf	-Inf	9.32	3	Vertical	306	2.96	-
PK	5.97G	59.19	68.20	-9.01	9.48	3	Vertical	306	2.96	-

802.11ax HEW40_Nss1,(MCS0)_1TX

5755MHz_TX

26/10/2018

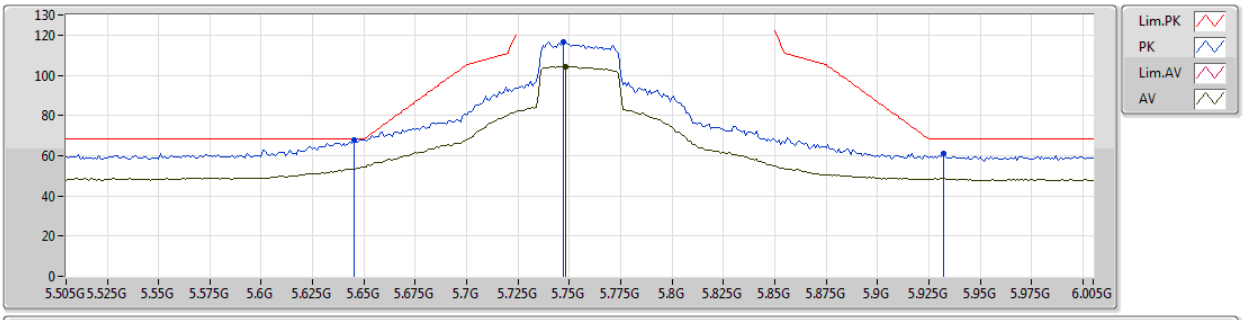

EUT Y_1TX
Setting 91
02-J-4-10
FSU(100050)

Type	Freq	Level	Limit	Margin	Factor	Dist	Condition	Azimuth	Height	Comments
	(Hz)	(dBuV/m)	(dBuV/m)	(dB)	(dB)	(m)		(°)	(m)	
PK	5.645G	68.06	68.20	-0.14	9.30	3	Horizontal	285	1.59	-
PK	5.747G	116.63	Inf	-Inf	9.32	3	Horizontal	285	1.59	-
AV	5.748G	104.44	Inf	-Inf	9.32	3	Horizontal	285	1.59	-
PK	5.932G	60.88	68.20	-7.32	9.45	3	Horizontal	285	1.59	-

802.11ax HEW40_Nss1,(MCS0)_1TX

5795MHz_TX

29/10/2018

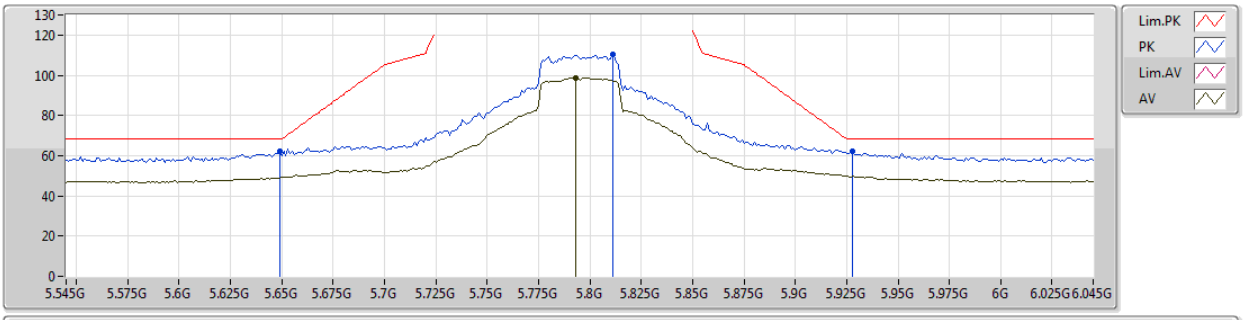

EUT Y_1TX
Setting 103
02-C-5-10
FSU(100050)

Type	Freq	Level	Limit	Margin	Factor	Dist	Condition	Azimuth	Height	Comments
	(Hz)	(dBuV/m)	(dBuV/m)	(dB)	(dB)	(m)		(°)	(m)	
PK	5.649G	62.04	68.20	-6.16	9.30	3	Vertical	17	2.87	-
PK	5.811G	110.56	Inf	-Inf	9.34	3	Vertical	17	2.87	-
AV	5.793G	98.65	Inf	-Inf	9.33	3	Vertical	17	2.87	-
PK	5.928G	62.16	68.20	-6.04	9.45	3	Vertical	17	2.87	-

802.11ax HEW40_Nss1,(MCS0)_1TX

5795MHz_TX

29/10/2018

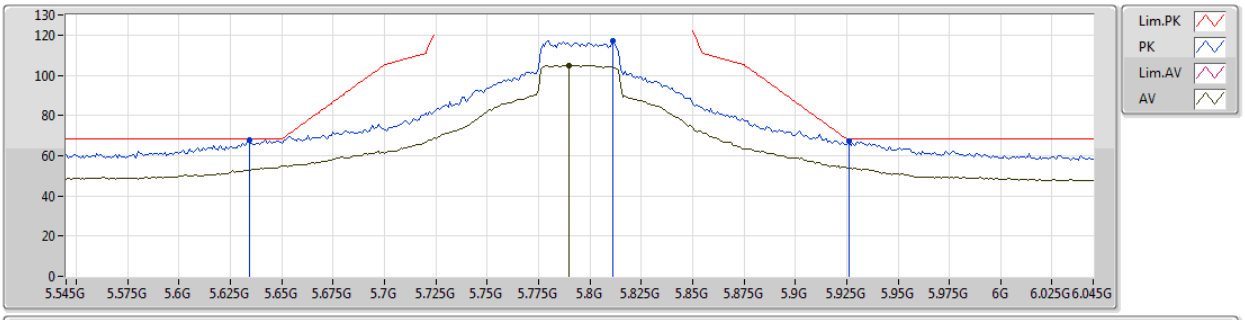

EUT Y_1TX
Setting 103
02-C-5-10
FSU(100050)

Type	Freq	Level	Limit	Margin	Factor	Dist	Condition	Azimuth	Height	Comments
	(Hz)	(dBuV/m)	(dBuV/m)	(dB)	(dB)	(m)		(°)	(m)	
PK	5.634G	67.98	68.20	-0.22	9.29	3	Horizontal	282	1.84	-
PK	5.811G	117.01	Inf	-Inf	9.34	3	Horizontal	282	1.84	-
AV	5.79G	105.01	Inf	-Inf	9.33	3	Horizontal	282	1.84	-
PK	5.926G	67.30	68.20	-0.90	9.45	3	Horizontal	282	1.84	-

802.11ax HEW80_Nss1,(MCS0)_1TX

5210MHz_TX

26/10/2018

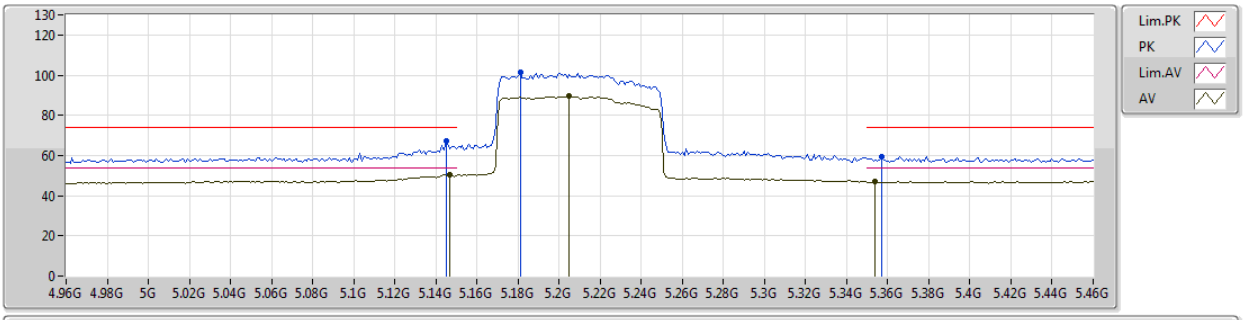

EUT Y_1TX
Setting 72
02-J-4-10
FSU(100050)

Type	Freq	Level	Limit	Margin	Factor	Dist	Condition	Azimuth	Height	Comments
	(Hz)	(dBuV/m)	(dBuV/m)	(dB)	(dB)	(m)		(°)	(m)	
PK	5.145G	67.10	74.00	-6.90	8.56	3	Vertical	298	2.96	-
AV	5.147G	50.55	54.00	-3.45	8.56	3	Vertical	298	2.96	-
PK	5.181G	101.27	Inf	-Inf	8.63	3	Vertical	298	2.96	-
AV	5.205G	89.47	Inf	-Inf	8.67	3	Vertical	298	2.96	-
PK	5.357G	59.65	74.00	-14.35	8.89	3	Vertical	298	2.96	-
AV	5.354G	47.03	54.00	-6.97	8.89	3	Vertical	298	2.96	-

802.11ax HEW80_Nss1,(MCS0)_1TX

5210MHz_TX

26/10/2018

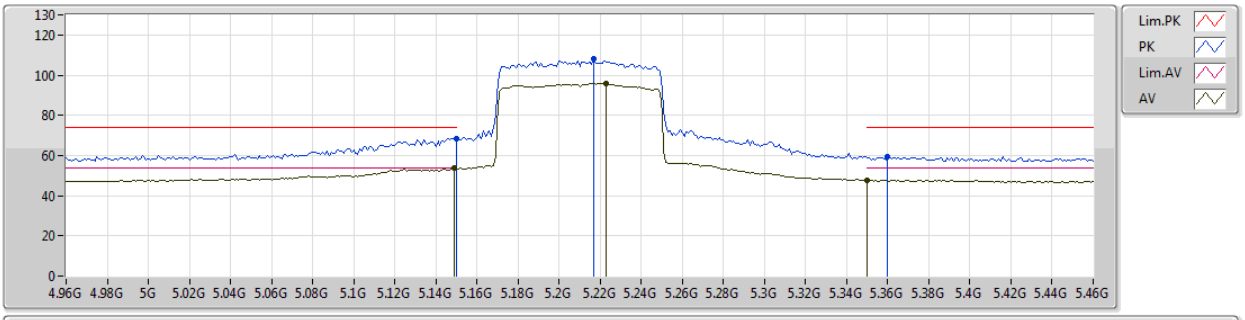

EUT Y_1TX
Setting 72
02-J-4-10
FSU(100050)

Type	Freq	Level	Limit	Margin	Factor	Dist	Condition	Azimuth	Height	Comments
	(Hz)	(dBuV/m)	(dBuV/m)	(dB)	(dB)	(m)		(°)	(m)	
PK	5.15G	68.36	74.00	-5.64	8.56	3	Horizontal	288	1.87	-
AV	5.149G	53.80	54.00	-0.20	8.56	3	Horizontal	288	1.87	-
PK	5.217G	108.19	Inf	-Inf	8.69	3	Horizontal	288	1.87	-
AV	5.223G	95.83	Inf	-Inf	8.70	3	Horizontal	288	1.87	-
PK	5.36G	59.25	74.00	-14.75	8.90	3	Horizontal	288	1.87	-
AV	5.35G	47.66	54.00	-6.34	8.89	3	Horizontal	288	1.87	-

802.11ax HEW80_Nss1,(MCS0)_1TX

5775MHz_TX

27/10/2018

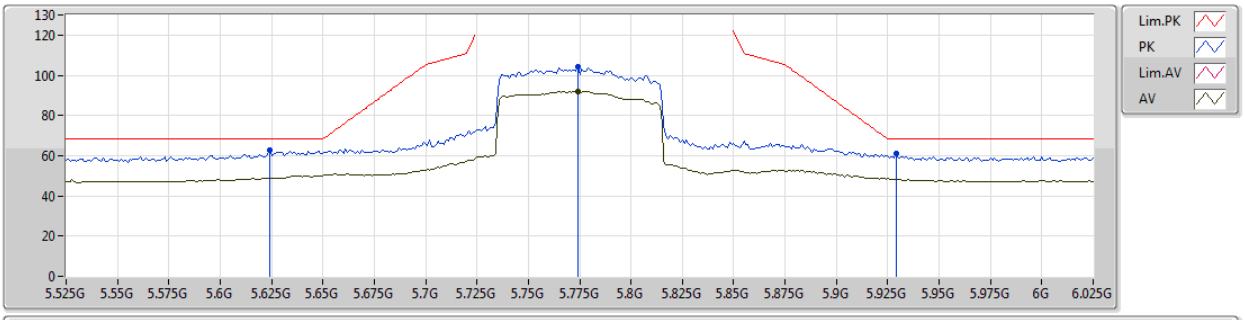

EUT Y_1TX
Setting 77
02-J-4-10
FSU(100050)

Type	Freq	Level	Limit	Margin	Factor	Dist	Condition	Azimuth	Height	Comments
	(Hz)	(dBuV/m)	(dBuV/m)	(dB)	(dB)	(m)		(°)	(m)	
PK	5.624G	62.49	68.20	-5.71	9.28	3	Vertical	292	2.95	-
PK	5.774G	104.09	Inf	-Inf	9.32	3	Vertical	292	2.95	-
AV	5.774G	92.04	Inf	-Inf	9.32	3	Vertical	292	2.95	-
PK	5.929G	61.09	68.20	-7.11	9.45	3	Vertical	292	2.95	-

802.11ax HEW80_Nss1,(MCS0)_1TX

5775MHz_TX

27/10/2018

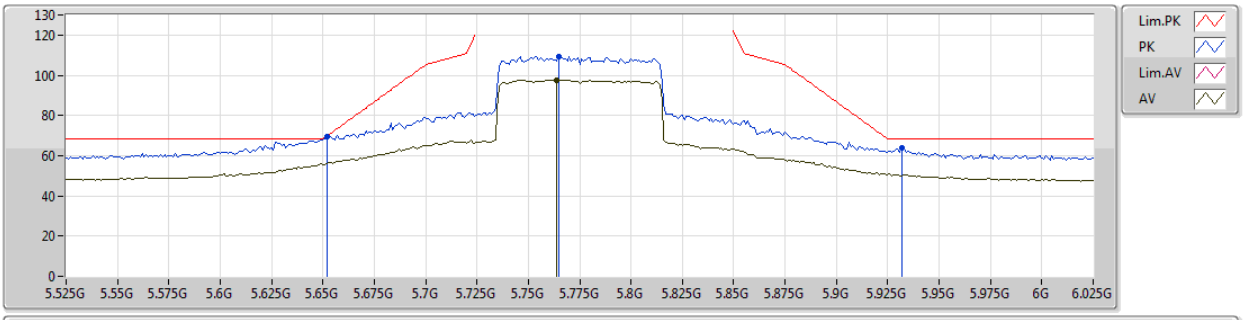

EUT Y_1TX
Setting 77
02-J-4-10
FSU(100050)

Type	Freq	Level	Limit	Margin	Factor	Dist	Condition	Azimuth	Height	Comments
	(Hz)	(dBuV/m)	(dBuV/m)	(dB)	(dB)	(m)		(°)	(m)	
PK	5.652G	69.53	69.68	-0.15	9.29	3	Horizontal	281	1.90	-
PK	5.765G	109.44	Inf	-Inf	9.32	3	Horizontal	281	1.90	-
AV	5.764G	97.63	Inf	-Inf	9.32	3	Horizontal	281	1.90	-
PK	5.932G	63.84	68.20	-4.36	9.45	3	Horizontal	281	1.90	-

Summary

Mode	Result	Type	Freq (Hz)	Level (dBuV/m)	Limit (dBuV/m)	Margin (dB)	Factor (dB)	Dist (m)	Condition	Azimuth (°)	Height (m)	Comments
5.15-5.25GHz	-	-	-	-	-	-	-	-	-	-	-	-
802.11ax HEW80_Nss2,(MCS0)_2TX	Pass	AV	5.15G	53.98	54.00	-0.02	8.55	3	Vertical	303	2.62	-

802.11ax HEW20_Nss2,(MCS0)_2TX

5180MHz_TX

27/10/2018

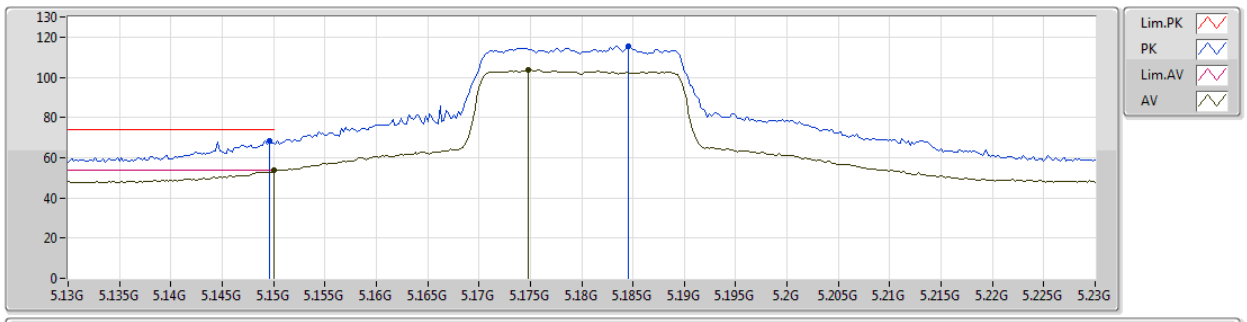

EUT Z_2TX
Setting 72
02-L-2-10
FSU(100050)

Type	Freq	Level	Limit	Margin	Factor	Dist	Condition	Azimuth	Height	Comments
	(Hz)	(dBuV/m)	(dBuV/m)	(dB)	(dB)	(m)		(°)	(m)	
PK	5.1496G	68.35	74.00	-5.65	8.56	3	Vertical	37	2.38	-
AV	5.15G	53.86	54.00	-0.14	8.55	3	Vertical	37	2.38	-
PK	5.1846G	115.41	Inf	-Inf	8.63	3	Vertical	37	2.38	-
AV	5.1748G	103.60	Inf	-Inf	8.61	3	Vertical	37	2.38	-

802.11ax HEW20_Nss2,(MCS0)_2TX

5180MHz_TX

27/10/2018

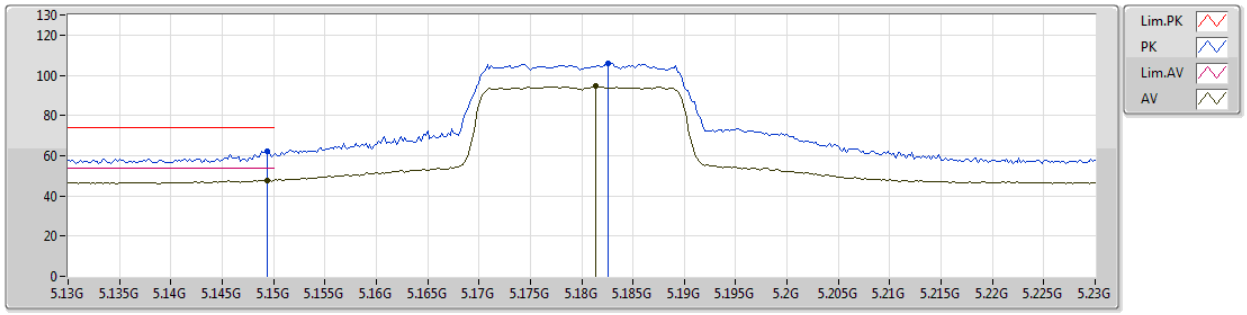

EUT Z_2TX
Setting 72
02-L-2-10
FSU(100050)

Type	Freq	Level	Limit	Margin	Factor	Dist	Condition	Azimuth	Height	Comments
	(Hz)	(dBuV/m)	(dBuV/m)	(dB)	(dB)	(m)		(°)	(m)	
PK	5.1494G	62.31	74.00	-11.69	8.56	3	Horizontal	281	1.09	-
AV	5.1494G	47.66	54.00	-6.34	8.56	3	Horizontal	281	1.09	-
PK	5.1826G	106.14	Inf	-Inf	8.63	3	Horizontal	281	1.09	-
AV	5.1814G	94.90	Inf	-Inf	8.63	3	Horizontal	281	1.09	-

802.11ax HEW20_Nss2,(MCS0)_2TX

5200MHz_TX

27/10/2018

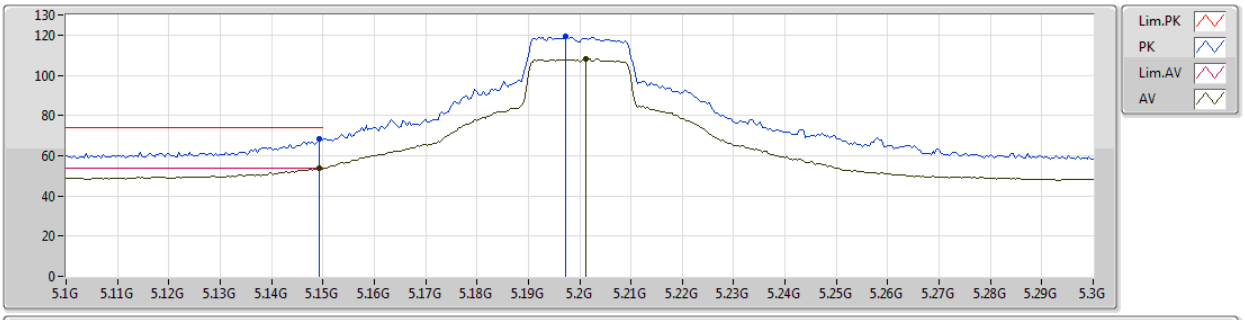

EUT Z_2TX
Setting 90
02-L-2-10
FSU(100050)

Type	Freq	Level	Limit	Margin	Factor	Dist	Condition	Azimuth	Height	Comments
	(Hz)	(dBuV/m)	(dBuV/m)	(dB)	(dB)	(m)		(°)	(m)	
PK	5.1492G	68.10	74.00	-5.90	8.56	3	Vertical	169	2.45	-
AV	5.1492G	53.79	54.00	-0.21	8.56	3	Vertical	169	2.45	-
PK	5.1972G	119.22	Inf	-Inf	8.66	3	Vertical	169	2.45	-
AV	5.2012G	108.03	Inf	-Inf	8.66	3	Vertical	169	2.45	-

802.11ax HEW20_Nss2,(MCS0)_2TX

5200MHz_TX

27/10/2018

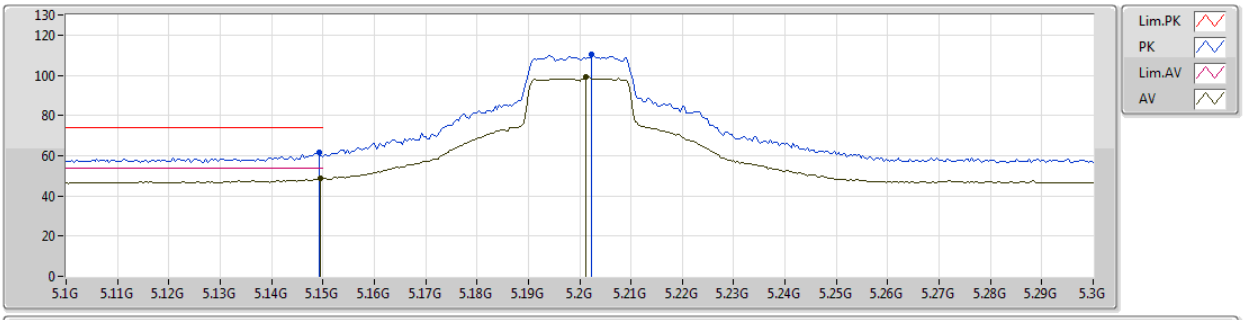

EUT Z_2TX
Setting 90
02-L-2-10
FSU(100050)

Type	Freq	Level	Limit	Margin	Factor	Dist	Condition	Azimuth	Height	Comments
	(Hz)	(dBuV/m)	(dBuV/m)	(dB)	(dB)	(m)		(°)	(m)	
PK	5.1492G	61.48	74.00	-12.52	8.56	3	Horizontal	278	1.05	-
AV	5.1496G	48.64	54.00	-5.36	8.56	3	Horizontal	278	1.05	-
PK	5.2024G	110.57	Inf	-Inf	8.66	3	Horizontal	278	1.05	-
AV	5.2012G	99.25	Inf	-Inf	8.66	3	Horizontal	278	1.05	-

802.11ax HEW20_Nss2,(MCS0)_2TX

5240MHz_TX

27/10/2018

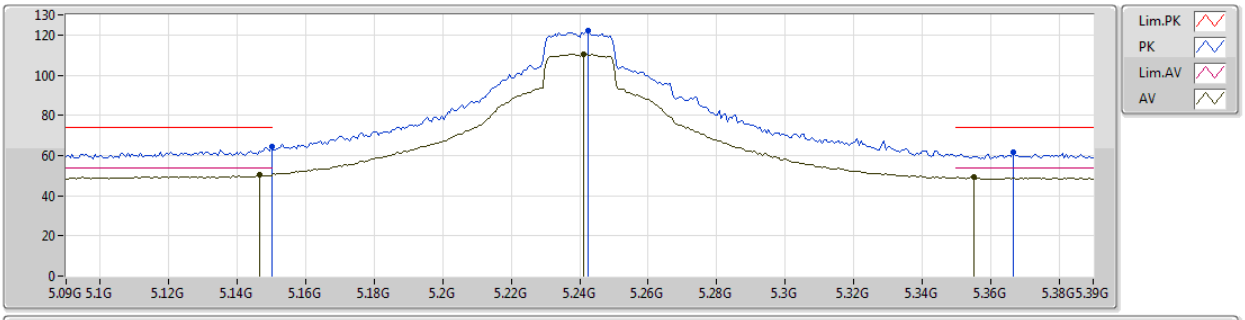

EUT Z_2TX
Setting 105
02-L-2-10
FSU(100050)

Type	Freq	Level	Limit	Margin	Factor	Dist	Condition	Azimuth	Height	Comments
	(Hz)	(dBuV/m)	(dBuV/m)	(dB)	(dB)	(m)		(°)	(m)	
PK	5.15G	64.30	74.00	-9.70	8.56	3	Vertical	164	2.31	-
AV	5.1464G	50.25	54.00	-3.75	8.56	3	Vertical	164	2.31	-
PK	5.2424G	122.31	Inf	-Inf	8.72	3	Vertical	164	2.31	-
AV	5.2412G	110.41	Inf	-Inf	8.72	3	Vertical	164	2.31	-
PK	5.3666G	61.73	74.00	-12.27	8.90	3	Vertical	164	2.31	-
AV	5.3552G	49.19	54.00	-4.81	8.89	3	Vertical	164	2.31	-

802.11ax HEW20_Nss2,(MCS0)_2TX

5240MHz_TX

27/10/2018

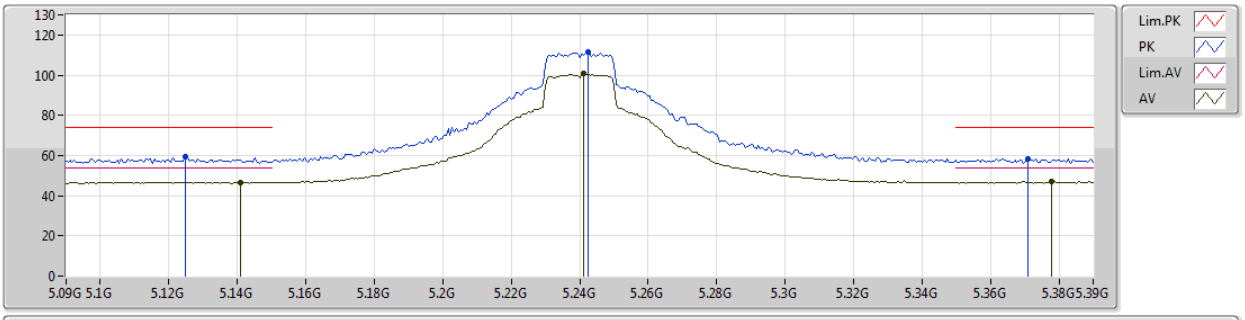

EUT Z_2TX
Setting 105
02-L-2-10
FSU(100050)

Type	Freq	Level	Limit	Margin	Factor	Dist	Condition	Azimuth	Height	Comments
	(Hz)	(dBuV/m)	(dBuV/m)	(dB)	(dB)	(m)		(°)	(m)	
PK	5.1248G	59.22	74.00	-14.78	8.52	3	Horizontal	265	2.72	-
AV	5.141G	46.77	54.00	-7.23	8.56	3	Horizontal	265	2.72	-
PK	5.2424G	111.75	Inf	-Inf	8.72	3	Horizontal	265	2.72	-
AV	5.2412G	100.91	Inf	-Inf	8.72	3	Horizontal	265	2.72	-
PK	5.3708G	58.49	74.00	-15.51	8.91	3	Horizontal	265	2.72	-
AV	5.378G	47.03	54.00	-6.97	8.93	3	Horizontal	265	2.72	-

802.11ax HEW20_Nss2,(MCS0)_2TX

5745MHz_TX

27/10/2018

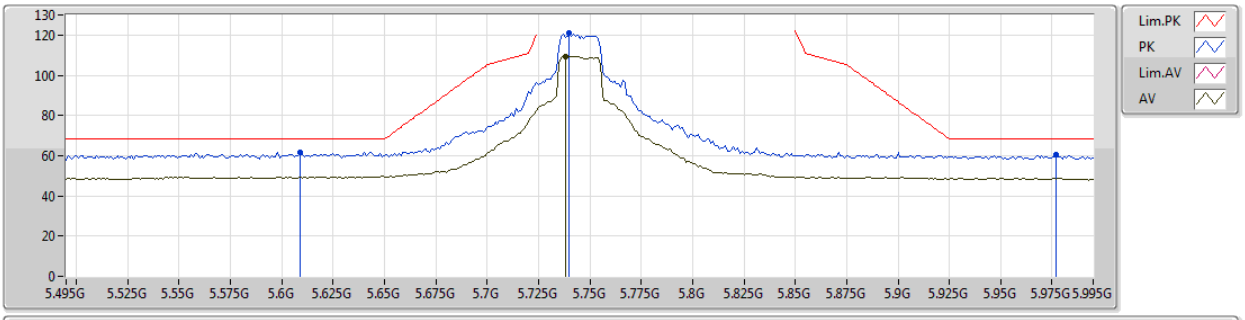

EUT Z_2TX
Setting 94
02-L-2-10
FSU(100050)

Type	Freq	Level	Limit	Margin	Factor	Dist	Condition	Azimuth	Height	Comments
	(Hz)	(dBuV/m)	(dBuV/m)	(dB)	(dB)	(m)		(°)	(m)	
PK	5.609G	61.83	68.20	-6.37	9.28	3	Vertical	15	2.23	-
PK	5.74G	121.01	Inf	-Inf	9.32	3	Vertical	15	2.23	-
AV	5.738G	109.37	Inf	-Inf	9.32	3	Vertical	15	2.23	-
PK	5.977G	60.73	68.20	-7.47	9.50	3	Vertical	15	2.23	-

802.11ax HEW20_Nss2,(MCS0)_2TX

5745MHz_TX

27/10/2018

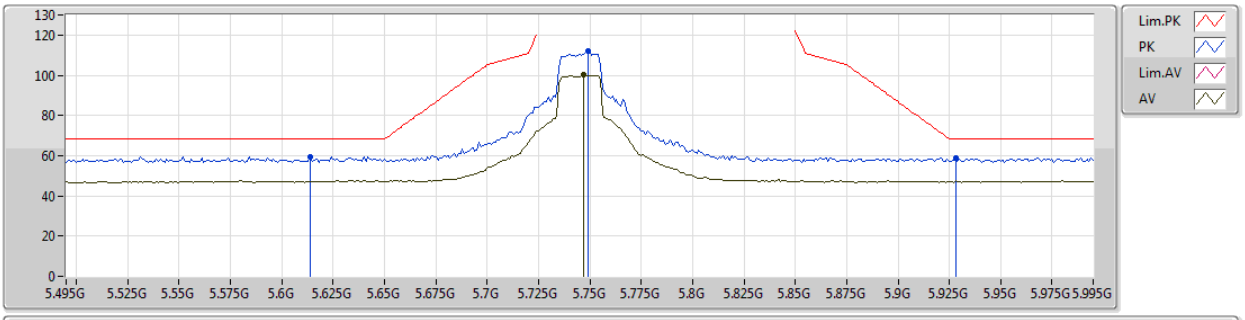

EUT Z_2TX
Setting 94
02-L-2-10
FSU(100050)

Type	Freq	Level	Limit	Margin	Factor	Dist	Condition	Azimuth	Height	Comments
	(Hz)	(dBuV/m)	(dBuV/m)	(dB)	(dB)	(m)		(°)	(m)	
PK	5.614G	59.54	68.20	-8.66	9.29	3	Horizontal	241	1.03	-
PK	5.749G	112.22	Inf	-Inf	9.32	3	Horizontal	241	1.03	-
AV	5.747G	100.10	Inf	-Inf	9.32	3	Horizontal	241	1.03	-
PK	5.928G	58.99	68.20	-9.21	9.45	3	Horizontal	241	1.03	-

802.11ax HEW20_Nss2,(MCS0)_2TX

5785MHz_TX

27/10/2018

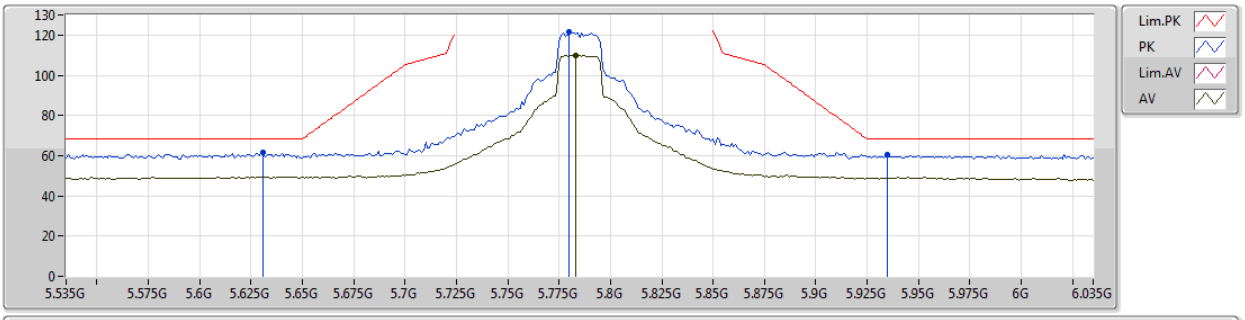

EUT Z_2TX
Setting 97
02-L-2-10
FSU(100050)

Type	Freq	Level	Limit	Margin	Factor	Dist	Condition	Azimuth	Height	Comments
	(Hz)	(dBuV/m)	(dBuV/m)	(dB)	(dB)	(m)		(°)	(m)	
PK	5.631G	61.64	68.20	-6.56	9.29	3	Vertical	8	2.41	-
PK	5.78G	121.40	Inf	-Inf	9.33	3	Vertical	8	2.41	-
AV	5.783G	110.01	Inf	-Inf	9.33	3	Vertical	8	2.41	-
PK	5.935G	60.38	68.20	-7.82	9.46	3	Vertical	8	2.41	-

802.11ax HEW20_Nss2,(MCS0)_2TX

5785MHz_TX

27/10/2018

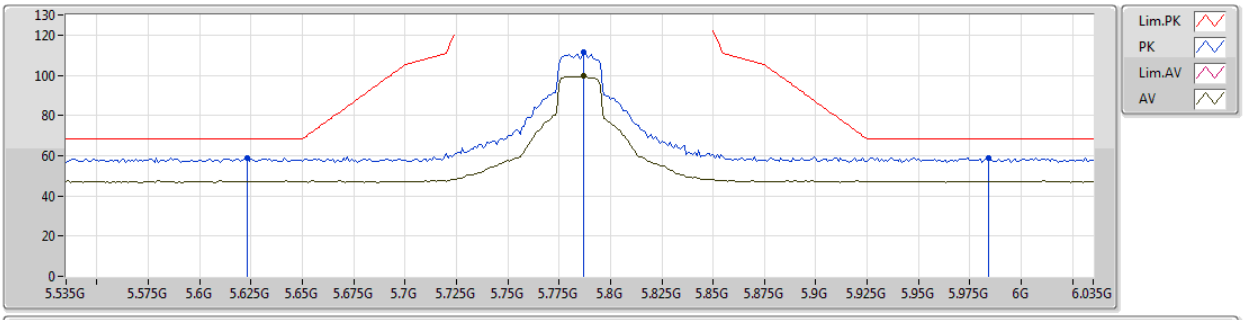

EUT Z_2TX
Setting 97
02-L-2-10
FSU(100050)

Type	Freq	Level	Limit	Margin	Factor	Dist	Condition	Azimuth	Height	Comments
	(Hz)	(dBuV/m)	(dBuV/m)	(dB)	(dB)	(m)		(°)	(m)	
PK	5.623G	58.91	68.20	-9.29	9.28	3	Horizontal	107	2.96	-
PK	5.787G	111.31	Inf	-Inf	9.33	3	Horizontal	107	2.96	-
AV	5.787G	99.67	Inf	-Inf	9.33	3	Horizontal	107	2.96	-
PK	5.984G	58.99	68.20	-9.21	9.49	3	Horizontal	107	2.96	-

802.11ax HEW20_Nss2,(MCS0)_2TX

5825MHz_TX

29/10/2018

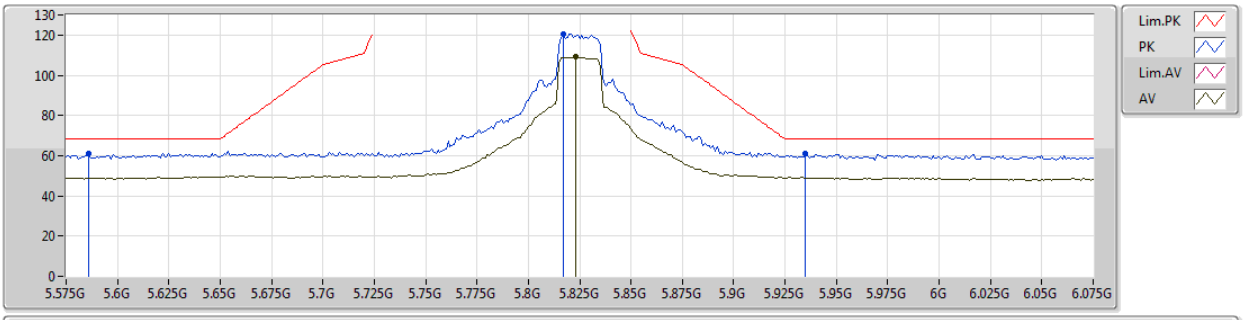

EUT Z_2TX
Setting 91
02-C-5-10
FSU(100050)

Type	Freq	Level	Limit	Margin	Factor	Dist	Condition	Azimuth	Height	Comments
	(Hz)	(dBuV/m)	(dBuV/m)	(dB)	(dB)	(m)		(°)	(m)	
PK	5.586G	61.12	68.20	-7.08	9.27	3	Vertical	85	2.46	-
PK	5.817G	120.40	Inf	-Inf	9.34	3	Vertical	85	2.46	-
AV	5.823G	109.06	Inf	-Inf	9.34	3	Vertical	85	2.46	-
PK	5.935G	61.31	68.20	-6.89	9.46	3	Vertical	85	2.46	-

802.11ax HEW20_Nss2,(MCS0)_2TX

5825MHz_TX

29/10/2018

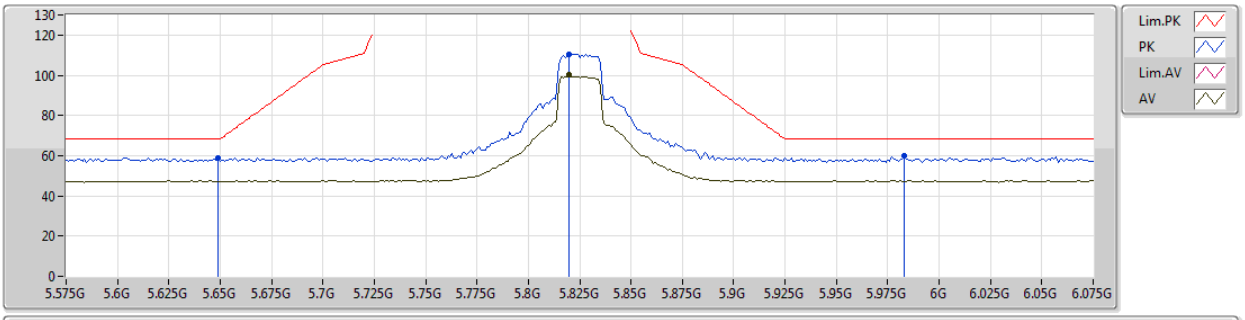

EUT Z_2TX
Setting 91
02-C-5-10
FSU(100050)

Type	Freq	Level	Limit	Margin	Factor	Dist	Condition	Azimuth	Height	Comments
	(Hz)	(dBuV/m)	(dBuV/m)	(dB)	(dB)	(m)		(°)	(m)	
PK	5.649G	59.02	68.20	-9.18	9.30	3	Horizontal	315	1.05	-
PK	5.82G	110.64	Inf	-Inf	9.34	3	Horizontal	315	1.05	-
AV	5.82G	100.14	Inf	-Inf	9.34	3	Horizontal	315	1.05	-
PK	5.983G	59.76	68.20	-8.44	9.50	3	Horizontal	315	1.05	-

802.11ax HEW40_Nss2,(MCS0)_2TX

5190MHz_TX

27/10/2018

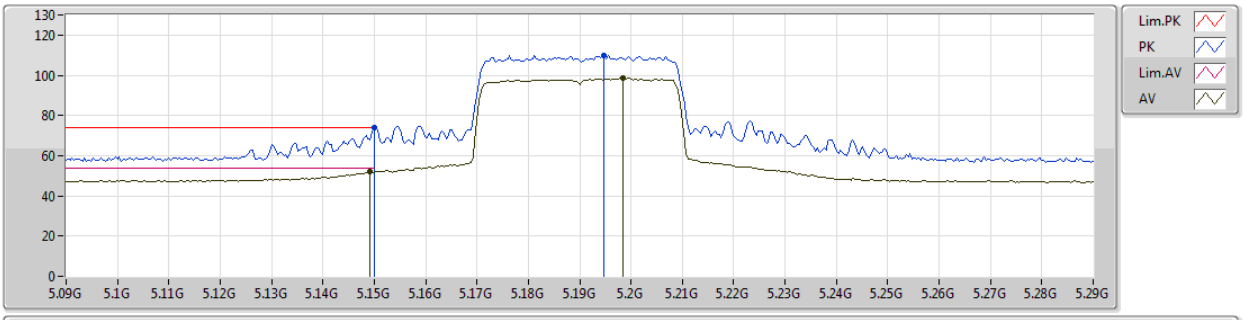

EUT Z_2TX
Setting 63
02-L-2-10
FSU(100050)

Type	Freq	Level	Limit	Margin	Factor	Dist	Condition	Azimuth	Height	Comments
	(Hz)	(dBuV/m)	(dBuV/m)	(dB)	(dB)	(m)		(°)	(m)	
PK	5.15G	73.96	74.00	-0.04	8.56	3	Vertical	351	2.61	-
AV	5.1492G	51.86	54.00	-2.14	8.56	3	Vertical	351	2.61	-
PK	5.1948G	109.68	Inf	-Inf	8.65	3	Vertical	351	2.61	-
AV	5.1984G	98.74	Inf	-Inf	8.66	3	Vertical	351	2.61	-

802.11ax HEW40_Nss2,(MCS0)_2TX

5190MHz_TX

27/10/2018

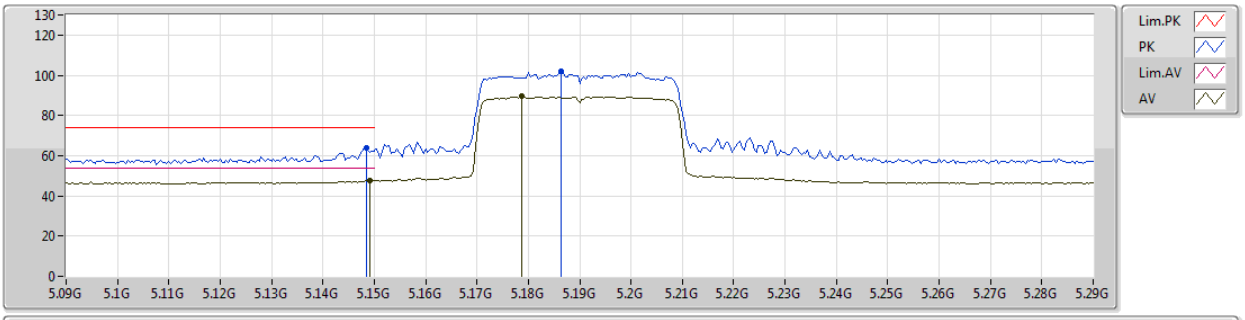

EUT Z_2TX
Setting 63
02-L-2-10
FSU(100050)

Type	Freq	Level	Limit	Margin	Factor	Dist	Condition	Azimuth	Height	Comments
	(Hz)	(dBuV/m)	(dBuV/m)	(dB)	(dB)	(m)		(°)	(m)	
PK	5.1484G	64.13	74.00	-9.87	8.56	3	Horizontal	231	1.10	-
AV	5.1492G	47.65	54.00	-6.35	8.56	3	Horizontal	231	1.10	-
PK	5.1864G	102.12	Inf	-Inf	8.64	3	Horizontal	231	1.10	-
AV	5.1788G	89.45	Inf	-Inf	8.63	3	Horizontal	231	1.10	-

802.11ax HEW40_Nss2,(MCS0)_2TX

5230MHz_TX

27/10/2018

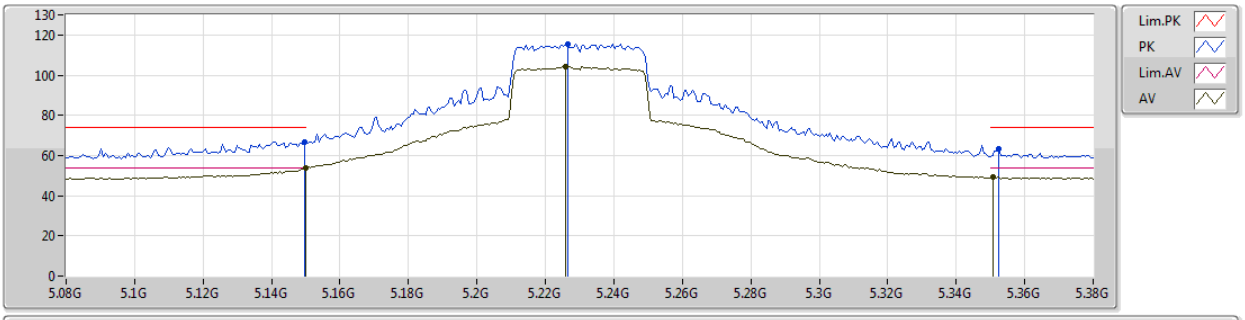

EUT Z_2TX
Setting 84
02-L-2-10
FSU(100050)

Type	Freq	Level	Limit	Margin	Factor	Dist	Condition	Azimuth	Height	Comments
	(Hz)	(dBuV/m)	(dBuV/m)	(dB)	(dB)	(m)		(°)	(m)	
PK	5.1496G	66.66	74.00	-7.34	8.56	3	Vertical	110	2.34	-
AV	5.15G	53.83	54.00	-0.17	8.56	3	Vertical	110	2.34	-
PK	5.2264G	115.68	Inf	-Inf	8.70	3	Vertical	110	2.34	-
AV	5.2258G	104.36	Inf	-Inf	8.70	3	Vertical	110	2.34	-
PK	5.3524G	63.34	74.00	-10.66	8.89	3	Vertical	110	2.34	-
AV	5.3506G	49.37	54.00	-4.63	8.89	3	Vertical	110	2.34	-

802.11ax HEW40_Nss2,(MCS0)_2TX

5230MHz_TX

27/10/2018

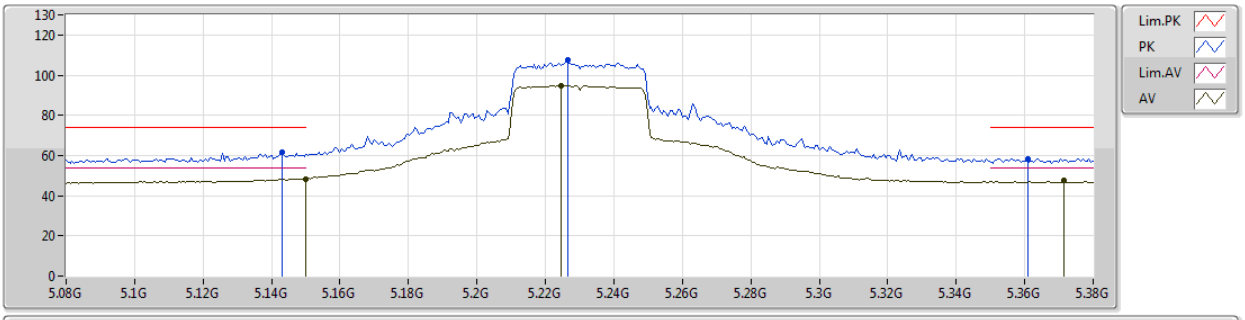

EUT Z_2TX
Setting 84
02-L-2-10
FSU(100050)

Type	Freq	Level	Limit	Margin	Factor	Dist	Condition	Azimuth	Height	Comments
	(Hz)	(dBuV/m)	(dBuV/m)	(dB)	(dB)	(m)		(°)	(m)	
PK	5.143G	61.42	74.00	-12.58	8.56	3	Horizontal	227	1.01	-
AV	5.15G	48.44	54.00	-5.56	8.56	3	Horizontal	227	1.01	-
PK	5.2264G	107.56	Inf	-Inf	8.70	3	Horizontal	227	1.01	-
AV	5.2246G	94.87	Inf	-Inf	8.70	3	Horizontal	227	1.01	-
PK	5.3608G	58.26	74.00	-15.74	8.90	3	Horizontal	227	1.01	-
AV	5.3716G	47.40	54.00	-6.60	8.91	3	Horizontal	227	1.01	-

802.11ax HEW40_Nss2,(MCS0)_2TX

5755MHz_TX

27/10/2018

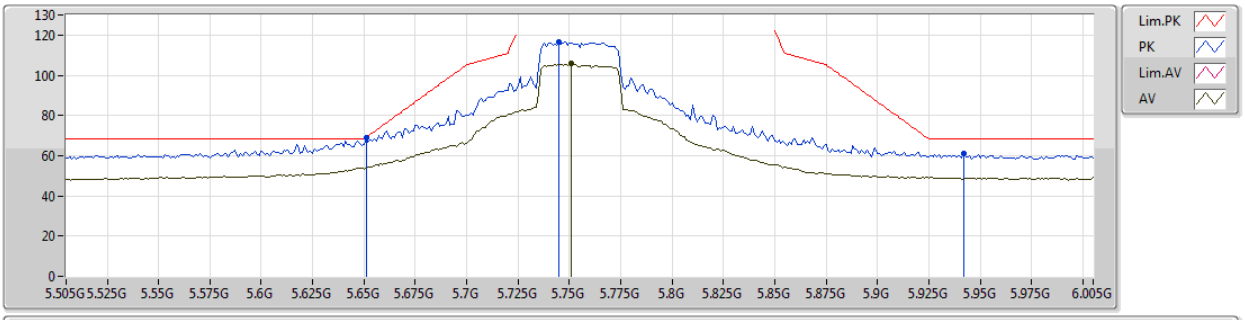

EUT Z_2TX
Setting 90
02-L-2-10
FSU(100050)

Type	Freq	Level	Limit	Margin	Factor	Dist	Condition	Azimuth	Height	Comments
	(Hz)	(dBuV/m)	(dBuV/m)	(dB)	(dB)	(m)		(°)	(m)	
PK	5.651G	68.71	68.94	-0.23	9.29	3	Vertical	247	2.44	-
PK	5.745G	116.48	Inf	-Inf	9.32	3	Vertical	247	2.44	-
AV	5.751G	105.75	Inf	-Inf	9.32	3	Vertical	247	2.44	-
PK	5.942G	61.01	68.20	-7.19	9.46	3	Vertical	247	2.44	-

802.11ax HEW40_Nss2,(MCS0)_2TX

5755MHz_TX

27/10/2018

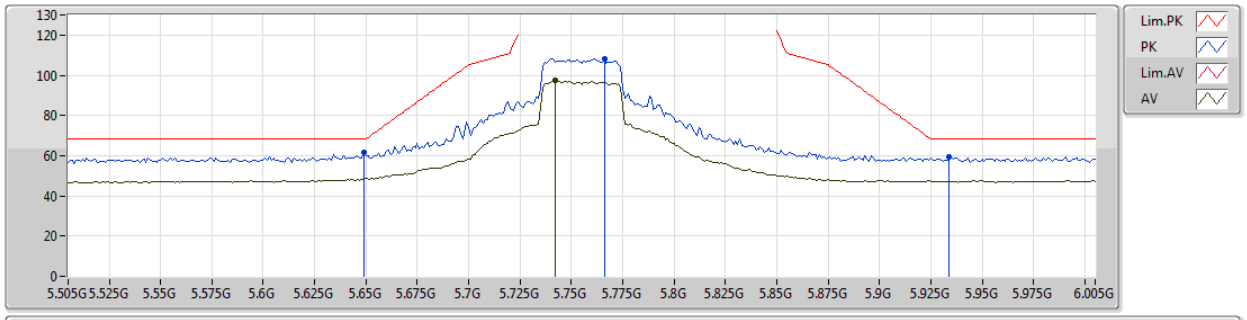

EUT Z_2TX
Setting 90
02-L-2-10
FSU(100050)

Type	Freq	Level	Limit	Margin	Factor	Dist	Condition	Azimuth	Height	Comments
	(Hz)	(dBuV/m)	(dBuV/m)	(dB)	(dB)	(m)		(°)	(m)	
PK	5.649G	61.67	68.20	-6.53	9.30	3	Horizontal	303	2.63	-
PK	5.766G	108.37	Inf	-Inf	9.32	3	Horizontal	303	2.63	-
AV	5.742G	97.34	Inf	-Inf	9.32	3	Horizontal	303	2.63	-
PK	5.934G	59.37	68.20	-8.83	9.45	3	Horizontal	303	2.63	-

802.11ax HEW40_Nss2,(MCS0)_2TX

5795MHz_TX

27/10/2018

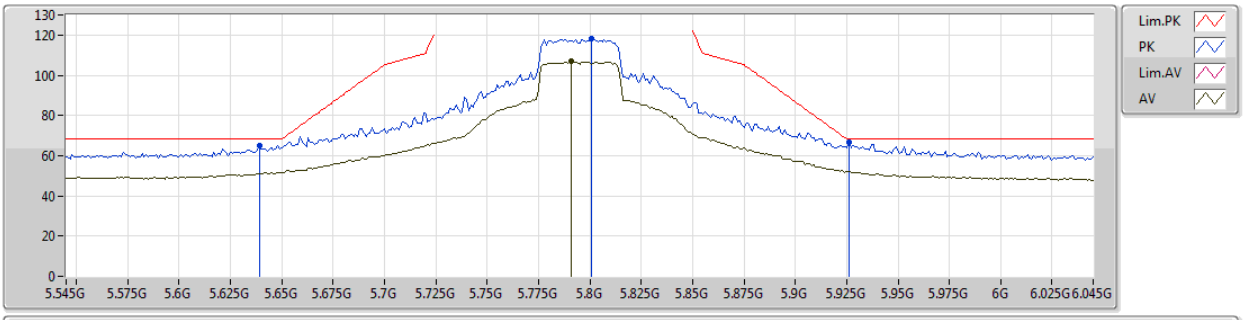

EUT Z_2TX
Setting 96
02-L-2-10
FSU(100050)

Type	Freq	Level	Limit	Margin	Factor	Dist	Condition	Azimuth	Height	Comments
	(Hz)	(dBuV/m)	(dBuV/m)	(dB)	(dB)	(m)		(°)	(m)	
PK	5.639G	65.09	68.20	-3.11	9.30	3	Vertical	324	2.27	-
PK	5.801G	118.06	Inf	-Inf	9.33	3	Vertical	324	2.27	-
AV	5.791G	106.98	Inf	-Inf	9.33	3	Vertical	324	2.27	-
PK	5.926G	66.77	68.20	-1.43	9.45	3	Vertical	324	2.27	-

802.11ax HEW40_Nss2,(MCS0)_2TX

5795MHz_TX

27/10/2018

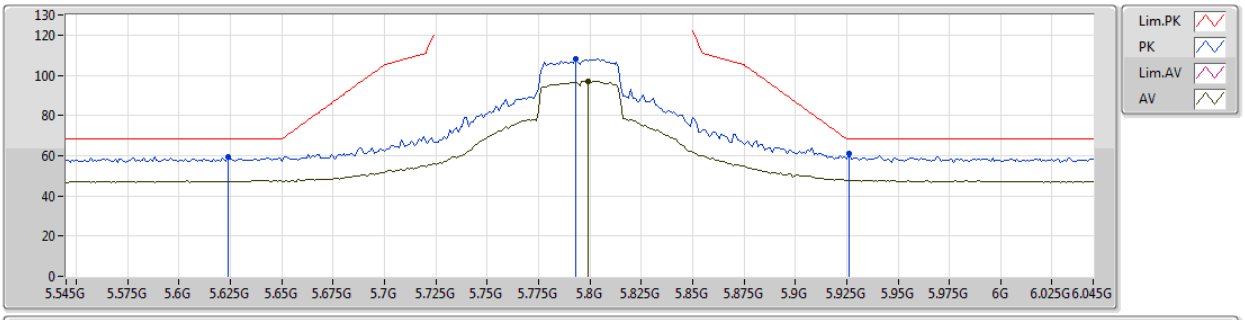

EUT Z_2TX
Setting 96
02-L-2-10
FSU(100050)

Type	Freq	Level	Limit	Margin	Factor	Dist	Condition	Azimuth	Height	Comments
	(Hz)	(dBuV/m)	(dBuV/m)	(dB)	(dB)	(m)		(°)	(m)	
PK	5.624G	59.54	68.20	-8.66	9.28	3	Horizontal	188	1.08	-
PK	5.793G	108.06	Inf	-Inf	9.33	3	Horizontal	188	1.08	-
AV	5.799G	96.99	Inf	-Inf	9.33	3	Horizontal	188	1.08	-
PK	5.926G	61.03	68.20	-7.17	9.45	3	Horizontal	188	1.08	-

802.11ax HEW80_Nss2,(MCS0)_2TX

5210MHz_TX

27/10/2018

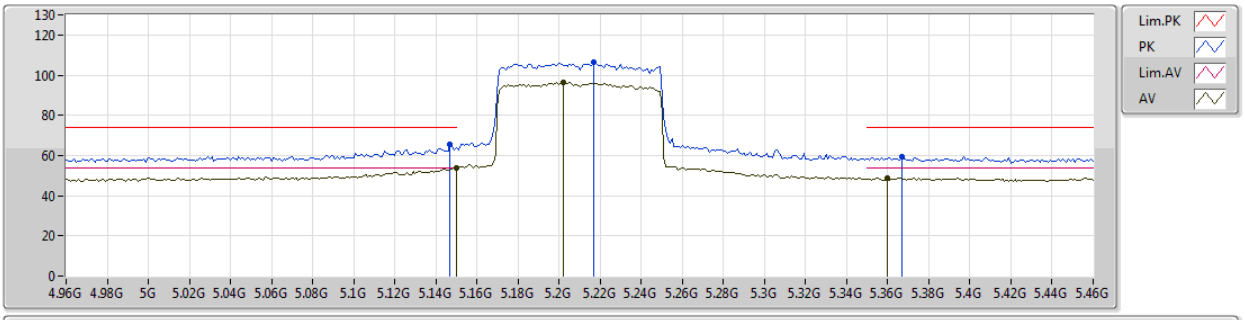

EUT Z_2TX
Setting 61
02-L-2-10
FSU(100050)

Type	Freq	Level	Limit	Margin	Factor	Dist	Condition	Azimuth	Height	Comments
	(Hz)	(dBuV/m)	(dBuV/m)	(dB)	(dB)	(m)		(°)	(m)	
PK	5.147G	65.58	74.00	-8.42	8.56	3	Vertical	303	2.62	-
AV	5.15G	53.98	54.00	-0.02	8.55	3	Vertical	303	2.62	-
PK	5.217G	106.23	Inf	-Inf	8.69	3	Vertical	303	2.62	-
AV	5.202G	96.55	Inf	-Inf	8.66	3	Vertical	303	2.62	-
PK	5.367G	59.36	74.00	-14.64	8.90	3	Vertical	303	2.62	-
AV	5.36G	48.81	54.00	-5.19	8.90	3	Vertical	303	2.62	-

802.11ax HEW80_Nss2,(MCS0)_2TX

5210MHz_TX

27/10/2018

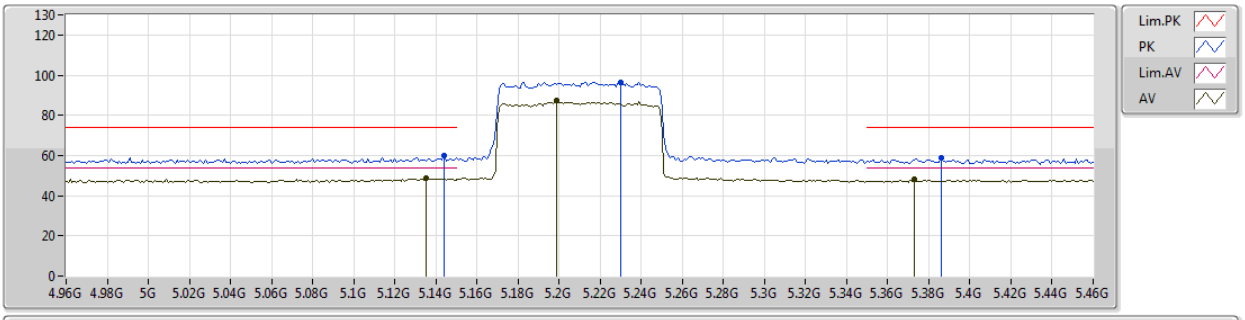

EUT Z_2TX
Setting 61
02-L-2-10
FSU(100050)

Type	Freq	Level	Limit	Margin	Factor	Dist	Condition	Azimuth	Height	Comments
	(Hz)	(dBuV/m)	(dBuV/m)	(dB)	(dB)	(m)		(°)	(m)	
PK	5.144G	59.90	74.00	-14.10	8.56	3	Horizontal	182	1.05	-
AV	5.135G	48.87	54.00	-5.13	8.55	3	Horizontal	182	1.05	-
PK	5.23G	96.56	Inf	-Inf	8.71	3	Horizontal	182	1.05	-
AV	5.199G	87.15	Inf	-Inf	8.66	3	Horizontal	182	1.05	-
PK	5.386G	58.83	74.00	-15.17	8.93	3	Horizontal	182	1.05	-
AV	5.373G	47.95	54.00	-6.05	8.91	3	Horizontal	182	1.05	-

802.11ax HEW80_Nss2,(MCS0)_2TX

5775MHz_TX

27/10/2018

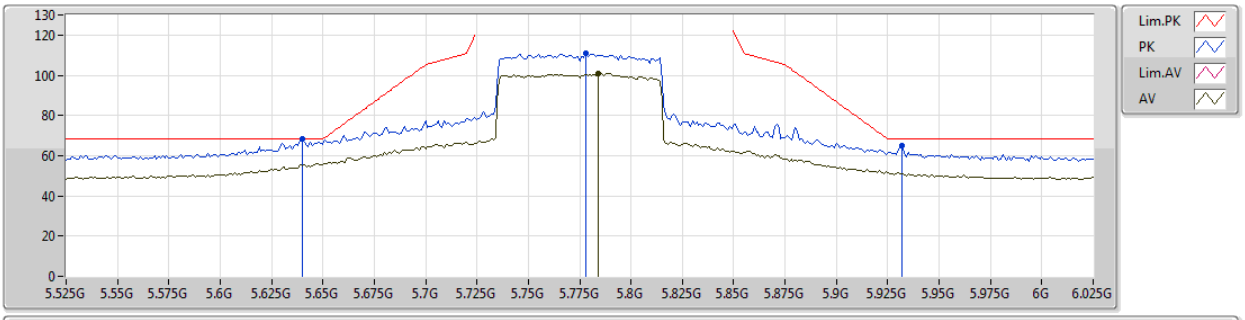

EUT Z_2TX
Setting 74
02-L-2-10
FSU(100050)

Type	Freq	Level	Limit	Margin	Factor	Dist	Condition	Azimuth	Height	Comments
	(Hz)	(dBuV/m)	(dBuV/m)	(dB)	(dB)	(m)		(°)	(m)	
PK	5.64G	68.12	68.20	-0.08	9.30	3	Vertical	292	2.40	-
PK	5.778G	111.14	Inf	-Inf	9.33	3	Vertical	292	2.40	-
AV	5.784G	100.98	Inf	-Inf	9.33	3	Vertical	292	2.40	-
PK	5.932G	64.88	68.20	-3.32	9.45	3	Vertical	292	2.40	-

802.11ax HEW80_Nss2,(MCS0)_2TX

5775MHz_TX

27/10/2018

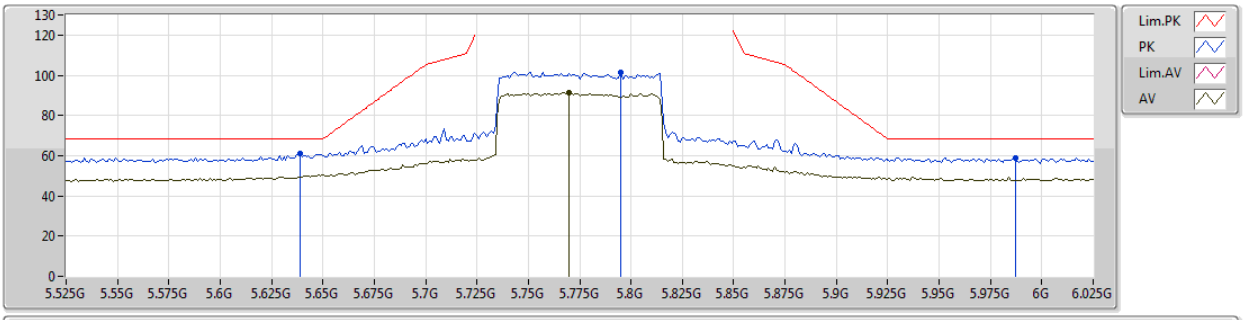

EUT Z_2TX
Setting 74
02-L-2-10
FSU(100050)

Type	Freq	Level	Limit	Margin	Factor	Dist	Condition	Azimuth	Height	Comments
	(Hz)	(dBuV/m)	(dBuV/m)	(dB)	(dB)	(m)		(°)	(m)	
PK	5.639G	60.92	68.20	-7.28	9.30	3	Horizontal	157	1.00	-
PK	5.795G	101.58	Inf	-Inf	9.33	3	Horizontal	157	1.00	-
AV	5.77G	91.37	Inf	-Inf	9.32	3	Horizontal	157	1.00	-
PK	5.987G	58.81	68.20	-9.39	9.50	3	Horizontal	157	1.00	-

Summary

Mode	Result	Type	Freq (Hz)	Level (dBuV/m)	Limit (dBuV/m)	Margin (dB)	Factor (dB)	Dist (m)	Condition	Azimuth (°)	Height (m)	Comments
5.15-5.25GHz	-	-	-	-	-	-	-	-	-	-	-	-
802.11a_Nss1,(6Mbps)_4TX	Pass	PK	5.1448G	73.83	74.00	-0.17	8.04	3	Vertical	88	2.59	-

802.11a_Nss1,(6Mbps)_4TX

5180MHz_TX

14/11/2018

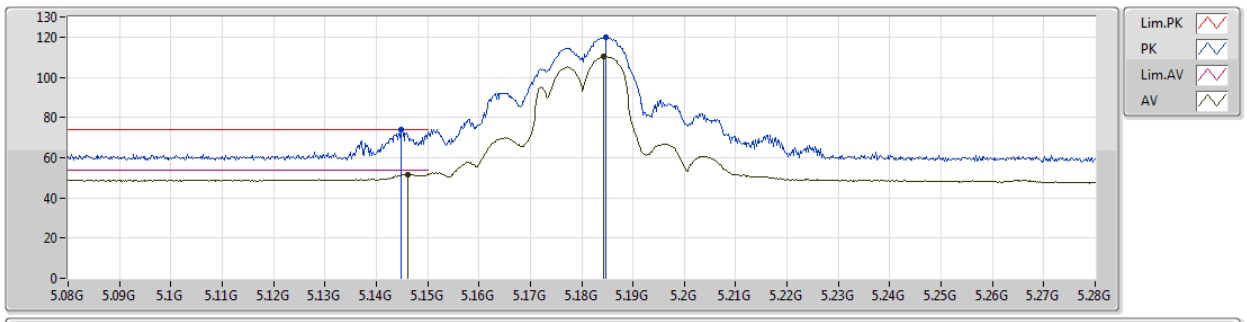

EUT Z_4TX
Setting 73
03-P-2-10
FSP(100019)

Type	Freq	Level	Limit	Margin	Factor	Dist	Condition	Azimuth	Height	Comments
	(Hz)	(dBuV/m)	(dBuV/m)	(dB)	(dB)	(m)		(°)	(m)	
PK	5.1448G	73.83	74.00	-0.17	8.04	3	Vertical	88	2.59	-
AV	5.1462G	51.72	54.00	-2.28	8.04	3	Vertical	88	2.59	-
PK	5.1848G	120.09	Inf	-Inf	8.13	3	Vertical	88	2.59	-
AV	5.1842G	110.58	Inf	-Inf	8.13	3	Vertical	88	2.59	-

802.11a_Nss1,(6Mbps)_4TX

5180MHz_TX

14/11/2018

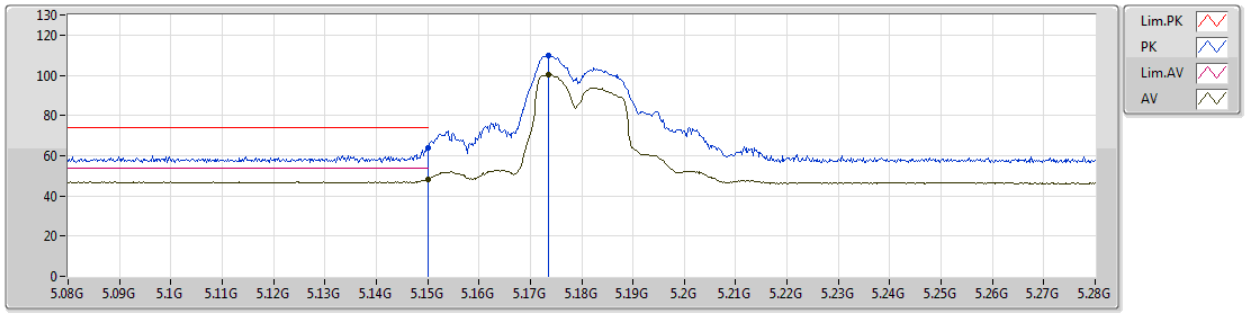

EUT Z_4TX
Setting 73
03-P-2-10
FSP(100019)

Type	Freq	Level	Limit	Margin	Factor	Dist	Condition	Azimuth	Height	Comments
	(Hz)	(dBuV/m)	(dBuV/m)	(dB)	(dB)	(m)		(°)	(m)	
PK	5.15G	63.83	74.00	-10.17	8.04	3	Horizontal	340	1.05	-
AV	5.15G	47.98	54.00	-6.02	8.04	3	Horizontal	340	1.05	-
PK	5.1736G	109.88	Inf	-Inf	8.10	3	Horizontal	340	1.05	-
AV	5.1736G	100.40	Inf	-Inf	8.10	3	Horizontal	340	1.05	-

802.11a_Nss1,(6Mbps)_4TX

5200MHz_TX

14/11/2018

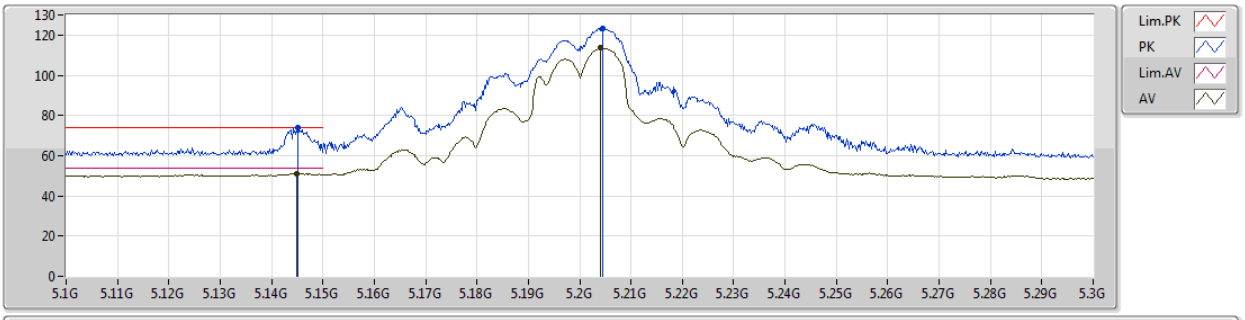

EUT Z_4TX
Setting 86
03-P-2-10
FSP(100019)

Type	Freq	Level	Limit	Margin	Factor	Dist	Condition	Azimuth	Height	Comments
	(Hz)	(dBuV/m)	(dBuV/m)	(dB)	(dB)	(m)		(°)	(m)	
PK	5.1452G	73.77	74.00	-0.23	8.04	3	Vertical	86	2.45	-
AV	5.1448G	51.20	54.00	-2.80	8.04	3	Vertical	86	2.45	-
PK	5.2044G	123.23	Inf	-Inf	8.17	3	Vertical	86	2.45	-
AV	5.204G	113.90	Inf	-Inf	8.16	3	Vertical	86	2.45	-

802.11a_Nss1,(6Mbps)_4TX

5200MHz_TX

14/11/2018

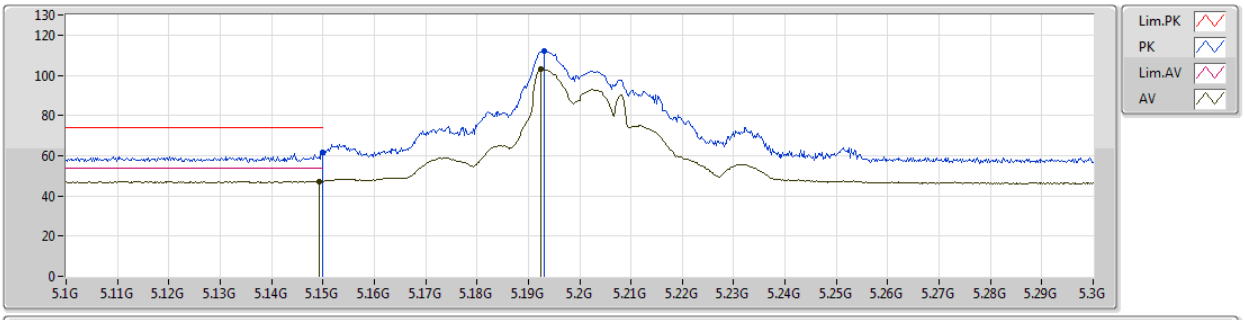

EUT Z_4TX
Setting 86
03-P-2-10
FSP(100019)

Type	Freq	Level	Limit	Margin	Factor	Dist	Condition	Azimuth	Height	Comments
	(Hz)	(dBuV/m)	(dBuV/m)	(dB)	(dB)	(m)		(°)	(m)	
PK	5.15G	61.78	74.00	-12.22	8.04	3	Horizontal	19	1.02	-
AV	5.1492G	47.31	54.00	-6.69	8.04	3	Horizontal	19	1.02	-
PK	5.193G	112.02	Inf	-Inf	8.14	3	Horizontal	19	1.02	-
AV	5.1924G	102.97	Inf	-Inf	8.14	3	Horizontal	19	1.02	-

802.11a_Nss1,(6Mbps)_4TX

5240MHz_TX

14/11/2018

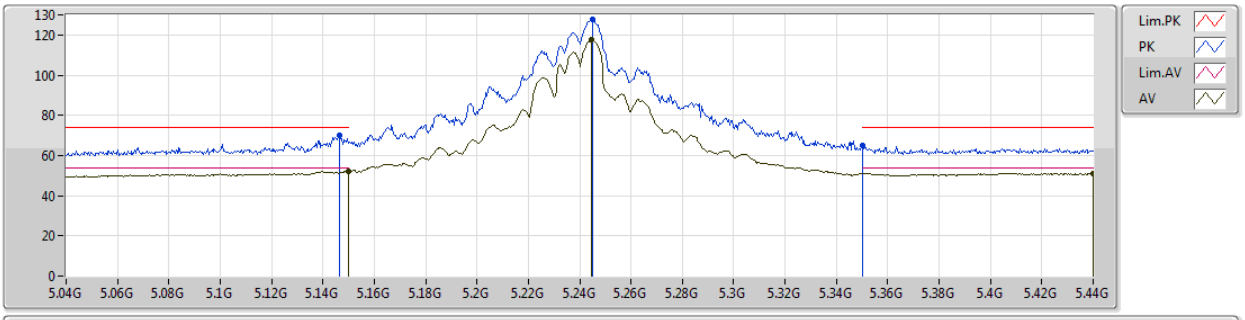

EUT Z_4TX
Setting 108
03-P-2-10
FSP(100019)

Type	Freq	Level	Limit	Margin	Factor	Dist	Condition	Azimuth	Height	Comments
	(Hz)	(dBuV/m)	(dBuV/m)	(dB)	(dB)	(m)		(°)	(m)	
PK	5.1464G	70.06	74.00	-3.94	8.04	3	Vertical	45	2.42	-
AV	5.15G	52.01	54.00	-1.99	8.04	3	Vertical	45	2.42	-
PK	5.2452G	127.75	Inf	-Inf	8.22	3	Vertical	45	2.42	-
AV	5.2448G	117.42	Inf	-Inf	8.22	3	Vertical	45	2.42	-
PK	5.35G	65.13	74.00	-8.87	8.38	3	Vertical	45	2.42	-
AV	5.44G	51.22	54.00	-2.78	8.51	3	Vertical	45	2.42	-