802.11ax HEW80_Nss2,(MCS0))_2TX

5775MHz_PoE

03/02/2020

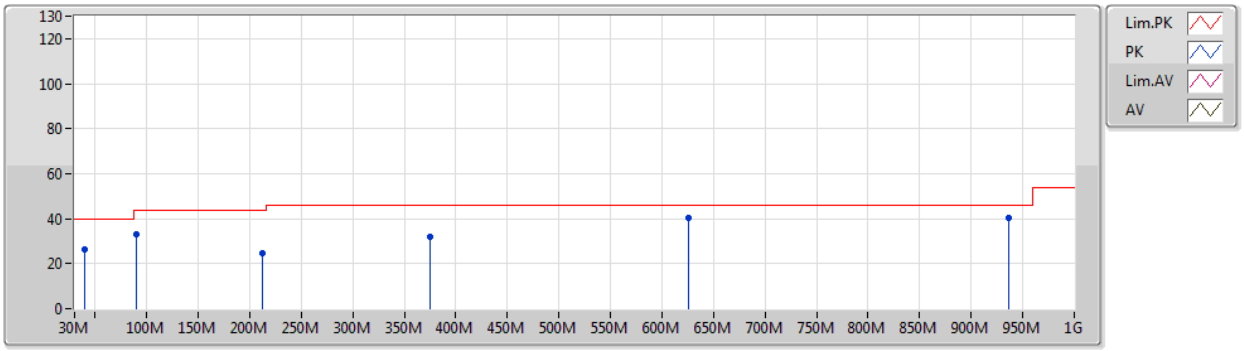

Type	Freq	Level	Limit	Margin	Factor	Dist	Condition	Azimuth	Height	Comment	Raw	AF	CL	PA
	(Hz)	(dBuV/m)	(dBuV/m)	(dB)	(dB)	(m)		(°)	(m)		(dBuV)	(dB)	(dB)	(dB)
PK	39.7M	26.10	40.00	-13.90	-9.60	3	Horizontal	0	1.00	-	35.70	17.44	0.64	27.68
PK	90.14M	33.04	43.50	-10.46	-12.38	3	Horizontal	0	1.00	-	45.42	13.98	1.39	27.75
PK	212.36M	24.47	43.50	-19.03	-10.69	3	Horizontal	0	1.00	-	35.16	14.17	2.48	27.34
PK	375.32M	31.86	46.00	-14.14	-4.58	3	Horizontal	0	1.00	-	36.44	19.95	3.15	27.68
PK	625.58M	40.17	46.00	-5.83	-0.67	3	Horizontal	0	1.00	-	40.84	24.12	3.74	28.53
PK	935.98M	40.45	46.00	-5.55	2.77	3	Horizontal	0	1.00	-	37.68	25.68	4.72	27.63

Summary

Mode	Result	Type	Freq (Hz)	Level (dBuV/m)	Limit (dBuV/m)	Margin (dB)	Dist (m)	Condition	Azimuth (°)	Height (m)	Comments
5.15-5.25GHz	-	-	-	-	-	-	-	-	-	-	-
802.11a_Nss1,(6Mbps)_2TX	Pass	PK	5.15G	73.78	74.00	-0.22	3	Vertical	145	1.75	-
802.11ax HEW20_Nss2,(MCS0)_2TX	Pass	AV	5.15G	53.83	54.00	-0.17	3	Vertical	149	1.60	-
802.11ax HEW40_Nss2,(MCS0))_2TX	Pass	AV	5.15G	53.35	54.00	-0.65	3	Vertical	44	1.78	-
802.11ax HEW80_Nss2,(MCS0)_2TX	Pass	AV	5.15G	53.75	54.00	-0.25	3	Vertical	11	1.54	-
5.25-5.35GHz	-	-	-	-	-	-	-	-	-	-	-
802.11a_Nss1,(6Mbps)_2TX	Pass	AV	10.6009G	53.83	54.00	-0.17	3	Horizontal	88	1.65	-
802.11ax HEW20_Nss2,(MCS0)_2TX	Pass	AV	5.3506G	53.82	54.00	-0.18	3	Vertical	141	1.71	-
802.11ax HEW40_Nss2,(MCS0)_2TX	Pass	PK	5.3516G	73.45	74.00	-0.55	3	Vertical	145	1.71	-
802.11ax HEW80_Nss2,(MCS0)_2TX	Pass	AV	5.354G	53.67	54.00	-0.33	3	Vertical	330	1.61	-
5.47-5.725GHz	-	-	-	-	-	-	-	-	-	-	-
802.11a_Nss1,(6Mbps)_2TX	Pass	PK	17.15376G	67.99	68.20	-0.21	3	Horizontal	339	2.63	-
802.11ax HEW20_Nss2,(MCS0)_2TX	Pass	PK	17.16384G	67.71	68.20	-0.49	3	Horizontal	344	1.55	-
802.11ax HEW40_Nss2,(MCS0)_2TX	Pass	PK	5.854G	67.81	68.20	-0.39	3	Vertical	146	1.60	-
802.11ax HEW80_Nss2,(MCS0)_2TX	Pass	AV	5.456G	53.86	54.00	-0.14	3	Vertical	146	1.71	-
5.725-5.85GHz	-	-	-	-	-	-	-	-	-	-	-
802.11a_Nss1,(6Mbps)_2TX	Pass	AV	11.5697G	53.76	54.00	-0.24	3	Horizontal	356	1.50	-
802.11ax HEW20_Nss2,(MCS0)_2TX	Pass	PK	17.23662G	67.91	68.20	-0.29	3	Horizontal	344	1.53	-
802.11ax HEW40_Nss2,(MCS0)_2TX	Pass	PK	5.6374G	67.83	68.20	-0.37	3	Vertical	146	1.68	-
802.11ax HEW80_Nss2,(MCS0))_2TX	Pass	PK	5.6466G	67.90	68.20	-0.30	3	Vertical	147	1.76	-

Result

Mode	Result	Type	Freq (Hz)	Level (dBuV/m)	Limit (dBuV/m)	Margin (dB)	Dist (m)	Condition	Azimuth (°)	Height (m)	Comments
802.11a_Nss1,(6Mbps)_2TX	-	-	-	-	-	-	-	-	-	-	-
5180MHz	Pass	AV	5.15G	51.27	54.00	-2.73	3	Vertical	145	1.75	-
5180MHz	Pass	AV	5.186G	108.41	Inf	-Inf	3	Vertical	145	1.75	-
5180MHz	Pass	PK	5.15G	73.78	74.00	-0.22	3	Vertical	145	1.75	-
5180MHz	Pass	PK	5.1854G	117.56	Inf	-Inf	3	Vertical	145	1.75	-
5180MHz	Pass	AV	3.88506G	42.73	54.00	-11.27	3	Vertical	354	1.46	-
5180MHz	Pass	AV	15.5451G	46.84	54.00	-7.16	3	Vertical	123	1.18	-
5180MHz	Pass	PK	3.88493G	47.96	74.00	-26.04	3	Vertical	354	1.46	-
5180MHz	Pass	PK	6.4805G	62.09	68.20	-6.11	3	Vertical	199	1.53	-
5180MHz	Pass	PK	10.35808G	56.77	68.20	-11.43	3	Vertical	66	2.69	-
5180MHz	Pass	PK	15.55434G	60.01	74.00	-13.99	3	Vertical	123	1.18	-
5180MHz	Pass	AV	3.88503G	46.84	54.00	-7.16	3	Horizontal	348	1.75	-
5180MHz	Pass	AV	15.53328G	47.02	54.00	-6.98	3	Horizontal	66	2.33	-
5180MHz	Pass	PK	3.88509G	50.31	74.00	-23.69	3	Horizontal	348	1.75	-
5180MHz	Pass	PK	6.4745G	49.86	68.20	-18.34	3	Horizontal	237	1.46	-
5180MHz	Pass	PK	10.35652G	57.09	68.20	-11.11	3	Horizontal	310	1.50	-
5180MHz	Pass	PK	15.52662G	60.76	74.00	-13.24	3	Horizontal	66	2.33	-
5200MHz	Pass	AV	5.15G	53.43	54.00	-0.57	3	Vertical	179	1.60	-
5200MHz	Pass	AV	5.206G	113.17	Inf	-Inf	3	Vertical	179	1.60	-
5200MHz	Pass	PK	5.15G	73.19	74.00	-0.81	3	Vertical	179	1.60	-
5200MHz	Pass	PK	5.206G	122.53	Inf	-Inf	3	Vertical	179	1.60	-
5200MHz	Pass	AV	15.60054G	47.79	54.00	-6.21	3	Vertical	342	1.45	-
5200MHz	Pass	PK	3.46658G	45.70	68.20	-22.50	3	Vertical	347	1.40	-
5200MHz	Pass	PK	10.40498G	57.90	68.20	-10.30	3	Vertical	74	1.47	-
5200MHz	Pass	PK	15.6051G	60.69	74.00	-13.31	3	Vertical	342	1.45	-
5200MHz	Pass	AV	15.60132G	51.37	54.00	-2.63	3	Horizontal	336	1.76	-
5200MHz	Pass	PK	3.46668G	46.79	68.20	-21.41	3	Horizontal	61	2.11	-
5200MHz	Pass	PK	10.40066G	60.87	68.20	-7.33	3	Horizontal	56	1.49	-
5200MHz	Pass	PK	15.6015G	66.14	74.00	-7.86	3	Horizontal	336	1.76	-
5240MHz	Pass	AV	5.1404G	52.84	54.00	-1.16	3	Vertical	179	1.56	-
5240MHz	Pass	AV	5.246G	114.87	Inf	-Inf	3	Vertical	179	1.56	-
5240MHz	Pass	AV	5.35G	50.02	54.00	-3.98	3	Vertical	179	1.56	-
5240MHz	Pass	PK	5.1356G	64.40	74.00	-9.60	3	Vertical	179	1.56	-
5240MHz	Pass	PK	5.2454G	124.78	Inf	-Inf	3	Vertical	179	1.56	-
5240MHz	Pass	PK	5.35G	62.64	74.00	-11.36	3	Vertical	179	1.56	-
5240MHz	Pass	AV	15.72114G	47.48	54.00	-6.52	3	Vertical	27	1.46	-
5240MHz	Pass	PK	3.49319G	46.42	68.20	-21.78	3	Vertical	345	1.08	-
5240MHz	Pass	PK	10.47748G	59.46	68.20	-8.74	3	Vertical	97	2.07	-
5240MHz	Pass	PK	15.7209G	60.43	74.00	-13.57	3	Vertical	27	1.46	-
5240MHz	Pass	AV	15.72138G	51.76	54.00	-2.24	3	Horizontal	335	1.71	-
5240MHz	Pass	PK	3.49343G	47.46	68.20	-20.74	3	Horizontal	360	1.01	-
5240MHz	Pass	PK	10.48114G	64.92	68.20	-3.28	3	Horizontal	55	1.51	-
5240MHz	Pass	PK	15.72126G	65.12	74.00	-8.88	3	Horizontal	335	1.71	-
5260MHz	Pass	AV	5.143G	49.19	54.00	-4.81	3	Vertical	179	1.69	-
5260MHz	Pass	AV	5.2558G	114.43	Inf	-Inf	3	Vertical	179	1.69	-
5260MHz	Pass	AV	5.3608G	53.25	54.00	-0.75	3	Vertical	179	1.69	-
5260MHz	Pass	PK	5.137G	61.11	74.00	-12.89	3	Vertical	179	1.69	-
5260MHz	Pass	PK	5.2552G	124.42	Inf	-Inf	3	Vertical	179	1.69	-

Level (dBuV/m) = Raw(Read Level) + AF(Antenna Factor) + CL(Cable Loss) - PA(Preamp Factor)

Mode	Result	Type	Freq (Hz)	Level (dBuV/m)	Limit (dBuV/m)	Margin (dB)	Dist (m)	Condition	Azimuth (°)	Height (m)	Comments
5260MHz	Pass	PK	5.356G	64.92	74.00	-9.08	3	Vertical	179	1.69	-
5260MHz	Pass	AV	3.50669G	39.15	54.00	-14.85	3	Vertical	345	1.50	-
5260MHz	Pass	AV	15.78G	47.35	54.00	-6.65	3	Vertical	345	1.42	-
5260MHz	Pass	PK	3.50657G	45.91	74.00	-28.09	3	Vertical	345	1.50	-
5260MHz	Pass	PK	10.51772G	61.37	68.20	-6.83	3	Vertical	99	2.05	-
5260MHz	Pass	PK	15.77988G	60.49	74.00	-13.51	3	Vertical	345	1.42	-
5260MHz	Pass	AV	3.50667G	43.37	54.00	-10.63	3	Horizontal	349	1.01	-
5260MHz	Pass	AV	15.77976G	48.84	54.00	-5.16	3	Horizontal	327	1.45	-
5260MHz	Pass	PK	3.5066G	48.18	74.00	-25.82	3	Horizontal	349	1.01	-
5260MHz	Pass	PK	10.52102G	65.80	68.20	-2.40	3	Horizontal	56	1.50	-
5260MHz	Pass	PK	15.77958G	62.39	74.00	-11.61	3	Horizontal	327	1.45	-
5300MHz	Pass	AV	5.2952G	112.60	Inf	-Inf	3	Vertical	179	1.55	-
5300MHz	Pass	AV	5.3504G	53.42	54.00	-0.58	3	Vertical	179	1.55	-
5300MHz	Pass	PK	5.2958G	122.12	Inf	-Inf	3	Vertical	179	1.55	-
5300MHz	Pass	PK	5.3504G	72.10	74.00	-1.90	3	Vertical	179	1.55	-
5300MHz	Pass	AV	3.53333G	44.06	54.00	-9.94	3	Vertical	324	2.73	-
5300MHz	Pass	AV	10.6012G	48.35	54.00	-5.65	3	Vertical	347	1.52	-
5300MHz	Pass	AV	15.9018G	44.63	54.00	-9.37	3	Vertical	25	1.50	-
5300MHz	Pass	PK	3.53332G	48.50	74.00	-25.50	3	Vertical	324	2.73	-
5300MHz	Pass	PK	10.60096G	61.28	74.00	-12.72	3	Vertical	347	1.52	-
5300MHz	Pass	PK	15.90162G	58.36	74.00	-15.64	3	Vertical	25	1.50	-
5300MHz	Pass	AV	3.53335G	46.42	54.00	-7.58	3	Horizontal	353	1.10	-
5300MHz	Pass	AV	10.6009G	53.83	54.00	-0.17	3	Horizontal	88	1.65	-
5300MHz	Pass	AV	15.89892G	44.65	54.00	-9.35	3	Horizontal	32	1.49	-
5300MHz	Pass	PK	3.53336G	49.88	74.00	-24.12	3	Horizontal	353	1.10	-
5300MHz	Pass	PK	10.60096G	67.01	74.00	-6.99	3	Horizontal	88	1.65	-
5300MHz	Pass	PK	15.89418G	58.05	74.00	-15.95	3	Horizontal	32	1.49	-
5320MHz	Pass	AV	5.3164G	108.40	Inf	-Inf	3	Vertical	144	1.70	-
5320MHz	Pass	AV	5.3506G	50.73	54.00	-3.27	3	Vertical	144	1.70	-
5320MHz	Pass	PK	5.3218G	117.58	Inf	-Inf	3	Vertical	144	1.70	-
5320MHz	Pass	PK	5.3506G	73.62	74.00	-0.38	3	Vertical	144	1.70	-
5320MHz	Pass	AV	3.54671G	43.33	54.00	-10.67	3	Vertical	317	2.68	-
5320MHz	Pass	AV	10.64144G	44.30	54.00	-9.70	3	Vertical	0	1.50	-
5320MHz	Pass	AV	15.9738G	43.81	54.00	-10.19	3	Vertical	49	1.16	-
5320MHz	Pass	PK	3.54664G	48.19	74.00	-25.81	3	Vertical	317	2.68	-
5320MHz	Pass	PK	10.64678G	56.80	74.00	-17.20	3	Vertical	0	1.50	-
5320MHz	Pass	PK	15.95454G	57.21	74.00	-16.79	3	Vertical	49	1.16	-
5320MHz	Pass	AV	3.54667G	47.06	54.00	-6.94	3	Horizontal	341	1.04	-
5320MHz	Pass	AV	10.64156G	47.86	54.00	-6.14	3	Horizontal	89	1.49	-
5320MHz	Pass	AV	15.9747G	43.95	54.00	-10.05	3	Horizontal	93	1.78	-
5320MHz	Pass	PK	3.54674G	50.29	74.00	-23.71	3	Horizontal	341	1.04	-
5320MHz	Pass	PK	10.64144G	60.67	74.00	-13.33	3	Horizontal	89	1.49	-
5320MHz	Pass	PK	15.9693G	57.10	74.00	-16.90	3	Horizontal	93	1.78	-
5500MHz	Pass	AV	5.4064G	49.55	54.00	-4.45	3	Vertical	146	1.63	-
5500MHz	Pass	AV	5.4964G	107.60	Inf	-Inf	3	Vertical	146	1.63	-
5500MHz	Pass	PK	5.4664G	67.83	68.20	-0.37	3	Vertical	146	1.63	-
5500MHz	Pass	PK	5.5012G	116.93	Inf	-Inf	3	Vertical	146	1.63	-
5500MHz	Pass	AV	3.66671G	46.25	54.00	-7.75	3	Vertical	323	2.64	-
5500MHz	Pass	AV	10.99832G	42.65	54.00	-11.35	3	Vertical	336	2.85	-

Remark :

Level (dBuV/m) = Raw(Read Level) + AF(Antenna Factor) + CL(Cable Loss) - PA(Preamp Factor)

Mode	Result	Type	Freq (Hz)	Level (dBuV/m)	Limit (dBuV/m)	Margin (dB)	Dist (m)	Condition	Azimuth (°)	Height (m)	Comments
5500MHz	Pass	PK	3.66666G	49.63	74.00	-24.37	3	Vertical	323	2.64	-
5500MHz	Pass	PK	10.9982G	55.80	74.00	-18.20	3	Vertical	336	2.85	-
5500MHz	Pass	PK	16.50756G	59.89	68.20	-8.31	3	Vertical	293	2.26	-
5500MHz	Pass	AV	3.66668G	49.94	54.00	-4.06	3	Horizontal	339	1.01	-
5500MHz	Pass	AV	10.9979G	44.36	54.00	-9.64	3	Horizontal	360	1.71	-
5500MHz	Pass	PK	3.66669G	52.24	74.00	-21.76	3	Horizontal	339	1.01	-
5500MHz	Pass	PK	10.99754G	57.00	74.00	-17.00	3	Horizontal	360	1.71	-
5500MHz	Pass	PK	16.49706G	60.13	68.20	-8.07	3	Horizontal	249	1.49	-
5580MHz	Pass	AV	5.4522G	50.53	54.00	-3.47	3	Vertical	145	1.55	-
5580MHz	Pass	AV	5.5818G	115.20	Inf	-Inf	3	Vertical	145	1.55	-
5580MHz	Pass	PK	5.466G	64.01	68.20	-4.19	3	Vertical	145	1.55	-
5580MHz	Pass	PK	5.577G	125.01	Inf	-Inf	3	Vertical	145	1.55	-
5580MHz	Pass	PK	5.7282G	61.18	68.20	-7.02	3	Vertical	145	1.55	-
5580MHz	Pass	AV	4.18501G	45.97	54.00	-8.03	3	Vertical	41	1.26	-
5580MHz	Pass	AV	11.15862G	45.85	54.00	-8.15	3	Vertical	332	1.50	-
5580MHz	Pass	PK	4.18511G	49.61	74.00	-24.39	3	Vertical	41	1.26	-
5580MHz	Pass	PK	11.15778G	59.28	74.00	-14.72	3	Vertical	332	1.50	-
5580MHz	Pass	PK	16.7439G	61.60	68.20	-6.60	3	Vertical	334	2.56	-
5580MHz	Pass	AV	4.18503G	49.81	54.00	-4.19	3	Horizontal	34	1.29	-
5580MHz	Pass	AV	11.15844G	49.05	54.00	-4.95	3	Horizontal	40	1.49	-
5580MHz	Pass	PK	4.185G	52.24	74.00	-21.76	3	Horizontal	34	1.29	-
5580MHz	Pass	PK	11.1576G	62.92	74.00	-11.08	3	Horizontal	40	1.49	-
5580MHz	Pass	PK	16.73982G	66.30	68.20	-1.90	3	Horizontal	341	1.33	-
5700MHz	Pass	AV	5.697G	106.41	Inf	-Inf	3	Vertical	146	1.64	-
5700MHz	Pass	PK	5.697G	116.09	Inf	-Inf	3	Vertical	146	1.64	-
5700MHz	Pass	PK	5.727G	67.95	68.20	-0.25	3	Vertical	146	1.64	-
5700MHz	Pass	AV	3.80006G	39.94	54.00	-14.06	3	Vertical	151	1.24	-
5700MHz	Pass	AV	11.39802G	43.51	54.00	-10.49	3	Vertical	24	1.64	-
5700MHz	Pass	PK	3.80006G	46.47	74.00	-27.53	3	Vertical	151	1.24	-
5700MHz	Pass	PK	11.39298G	56.38	74.00	-17.62	3	Vertical	24	1.64	-
5700MHz	Pass	PK	17.11362G	62.01	68.20	-6.19	3	Vertical	312	1.36	-
5700MHz	Pass	AV	3.80001G	47.10	54.00	-6.90	3	Horizontal	351	1.92	-
5700MHz	Pass	AV	11.39898G	45.73	54.00	-8.27	3	Horizontal	59	1.27	-
5700MHz	Pass	PK	3.80003G	50.53	74.00	-23.47	3	Horizontal	351	1.92	-
5700MHz	Pass	PK	11.39946G	59.82	74.00	-14.18	3	Horizontal	59	1.27	-
5700MHz	Pass	PK	17.11032G	62.16	68.20	-6.04	3	Horizontal	336	1.50	-
5720MHz Straddle 5.47-5.725GHz	Pass	AV	5.426G	48.58	54.00	-5.42	3	Vertical	180	1.54	-
5720MHz Straddle 5.47-5.725GHz	Pass	AV	5.7164G	111.94	Inf	-Inf	3	Vertical	180	1.54	-
5720MHz Straddle 5.47-5.725GHz	Pass	PK	5.4668G	60.11	68.20	-8.09	3	Vertical	180	1.54	-
5720MHz Straddle 5.47-5.725GHz	Pass	PK	5.7164G	121.66	Inf	-Inf	3	Vertical	180	1.54	-
5720MHz Straddle 5.47-5.725GHz	Pass	PK	5.8544G	61.46	68.20	-6.74	3	Vertical	180	1.54	-
5720MHz Straddle 5.47-5.725GHz	Pass	AV	3.81336G	46.24	54.00	-7.76	3	Vertical	323	2.47	-
5720MHz Straddle 5.47-5.725GHz	Pass	AV	11.44018G	47.11	54.00	-6.89	3	Vertical	0	1.65	-
5720MHz Straddle 5.47-5.725GHz	Pass	PK	3.81344G	49.98	74.00	-24.02	3	Vertical	323	2.47	-
5720MHz Straddle 5.47-5.725GHz	Pass	PK	11.44504G	61.02	74.00	-12.98	3	Vertical	0	1.65	-
5720MHz Straddle 5.47-5.725GHz	Pass	PK	17.16438G	62.92	68.20	-5.28	3	Vertical	333	1.50	-
5720MHz Straddle 5.47-5.725GHz	Pass	AV	3.81333G	47.38	54.00	-6.62	3	Horizontal	352	1.76	-
5720MHz Straddle 5.47-5.725GHz	Pass	AV	11.44048G	49.83	54.00	-4.17	3	Horizontal	61	1.99	-
5720MHz Straddle 5.47-5.725GHz	Pass	PK	3.81333G	50.66	74.00	-23.34	3	Horizontal	352	1.76	-

Remark :

Level (dBuV/m) = Raw(Read Level) + AF(Antenna Factor) + CL(Cable Loss) - PA(Preamp Factor)

Mode	Result	Type	Freq (Hz)	Level (dBuV/m)	Limit (dBuV/m)	Margin (dB)	Dist (m)	Condition	Azimuth (°)	Height (m)	Comments
5720MHz Straddle 5.47-5.725GHz	Pass	PK	11.43568G	63.39	74.00	-10.61	3	Horizontal	61	1.99	-
5720MHz Straddle 5.47-5.725GHz	Pass	PK	17.15376G	67.99	68.20	-0.21	3	Horizontal	339	2.63	-
5745MHz	Pass	AV	5.787G	112.66	Inf	-Inf	3	Vertical	180	1.48	-
5745MHz	Pass	PK	5.637G	61.66	68.20	-6.54	3	Vertical	180	1.48	-
5745MHz	Pass	PK	5.7822G	122.19	Inf	-Inf	3	Vertical	180	1.48	-
5745MHz	Pass	PK	5.949G	61.20	68.20	-7.00	3	Vertical	180	1.48	-
5745MHz	Pass	AV	3.83007G	45.75	54.00	-8.25	3	Vertical	319	2.47	-
5745MHz	Pass	AV	11.48904G	50.07	54.00	-3.93	3	Vertical	38	2.09	-
5745MHz	Pass	PK	3.82994G	49.55	74.00	-24.45	3	Vertical	319	2.47	-
5745MHz	Pass	PK	11.49474G	62.97	74.00	-11.03	3	Vertical	38	2.09	-
5745MHz	Pass	PK	17.23386G	64.91	68.20	-3.29	3	Vertical	355	3.00	-
5745MHz	Pass	AV	3.83001G	47.55	54.00	-6.45	3	Horizontal	349	1.69	-
5745MHz	Pass	AV	11.49066G	50.29	54.00	-3.71	3	Horizontal	360	1.50	-
5745MHz	Pass	PK	3.83006G	51.07	74.00	-22.93	3	Horizontal	349	1.69	-
5745MHz	Pass	PK	11.49486G	64.05	74.00	-9.95	3	Horizontal	360	1.50	-
5745MHz	Pass	PK	17.22852G	67.91	68.20	-0.29	3	Horizontal	338	1.54	-
5785MHz	Pass	AV	5.7814G	110.14	Inf	-Inf	3	Vertical	181	1.57	-
5785MHz	Pass	PK	5.5114G	60.55	68.20	-7.65	3	Vertical	181	1.57	-
5785MHz	Pass	PK	5.7826G	119.38	Inf	-Inf	3	Vertical	181	1.57	-
5785MHz	Pass	PK	5.9698G	60.55	68.20	-7.65	3	Vertical	181	1.57	-
5785MHz	Pass	AV	3.85666G	41.01	54.00	-12.99	3	Vertical	354	1.49	-
5785MHz	Pass	AV	11.56916G	52.21	54.00	-1.79	3	Vertical	37	1.43	-
5785MHz	Pass	PK	3.85687G	46.89	74.00	-27.11	3	Vertical	354	1.49	-
5785MHz	Pass	PK	11.56394G	64.80	74.00	-9.20	3	Vertical	37	1.43	-
5785MHz	Pass	PK	17.35284G	64.25	68.20	-3.95	3	Vertical	355	1.50	-
5785MHz	Pass	AV	3.85666G	47.70	54.00	-6.30	3	Horizontal	350	1.81	-
5785MHz	Pass	AV	11.5697G	53.76	54.00	-0.24	3	Horizontal	356	1.50	-
5785MHz	Pass	PK	3.85672G	50.84	74.00	-23.16	3	Horizontal	350	1.81	-
5785MHz	Pass	PK	11.56982G	66.68	74.00	-7.32	3	Horizontal	356	1.50	-
5785MHz	Pass	PK	17.35392G	64.18	68.20	-4.02	3	Horizontal	347	1.50	-
5825MHz	Pass	AV	5.8214G	106.38	Inf	-Inf	3	Vertical	182	1.66	-
5825MHz	Pass	PK	5.633G	60.15	68.20	-8.05	3	Vertical	182	1.66	-
5825MHz	Pass	PK	5.8214G	115.74	Inf	-Inf	3	Vertical	182	1.66	-
5825MHz	Pass	PK	5.927G	60.36	68.20	-7.84	3	Vertical	182	1.66	-
5825MHz	Pass	AV	3.88334G	42.56	54.00	-11.44	3	Vertical	352	1.47	-
5825MHz	Pass	AV	11.64916G	52.73	54.00	-1.27	3	Vertical	34	1.85	-
5825MHz	Pass	PK	3.88346G	47.94	74.00	-26.06	3	Vertical	352	1.47	-
5825MHz	Pass	PK	11.64946G	66.49	74.00	-7.51	3	Vertical	34	1.85	-
5825MHz	Pass	PK	17.47134G	63.85	68.20	-4.35	3	Vertical	85	1.50	-
5825MHz	Pass	AV	3.88338G	47.03	54.00	-6.97	3	Horizontal	348	1.78	-
5825MHz	Pass	AV	11.64838G	53.74	54.00	-0.26	3	Horizontal	44	1.36	-
5825MHz	Pass	PK	3.88336G	50.25	74.00	-23.75	3	Horizontal	348	1.78	-
5825MHz	Pass	PK	11.65324G	67.21	74.00	-6.79	3	Horizontal	44	1.36	-
5825MHz	Pass	PK	17.48142G	63.93	68.20	-4.27	3	Horizontal	68	2.20	-
802.11ax HEW20_Nss2,(MCS0)_2TX	-	-	-	-	-	-	-	-	-	-	-
5180MHz	Pass	AV	5.1494G	53.82	54.00	-0.18	3	Vertical	46	1.84	-
5180MHz	Pass	AV	5.1752G	105.13	Inf	-Inf	3	Vertical	46	1.84	-
5180MHz	Pass	PK	5.1488G	69.47	74.00	-4.53	3	Vertical	46	1.84	-
5180MHz	Pass	PK	5.1836G	117.12	Inf	-Inf	3	Vertical	46	1.84	-

Remark :

Level (dBuV/m) = Raw(Read Level) + AF(Antenna Factor) + CL(Cable Loss) - PA(Preamp Factor)

Mode	Result	Type	Freq (Hz)	Level (dBuV/m)	Limit (dBuV/m)	Margin (dB)	Dist (m)	Condition	Azimuth (°)	Height (m)	Comments
5180MHz	Pass	AV	3.885G	42.52	54.00	-11.48	3	Vertical	360	1.50	-
5180MHz	Pass	AV	15.5502G	47.50	54.00	-6.50	3	Vertical	66	2.29	-
5180MHz	Pass	PK	3.88503G	47.66	74.00	-26.34	3	Vertical	360	1.50	-
5180MHz	Pass	PK	6.4797G	62.18	68.20	-6.02	3	Vertical	203	1.61	-
5180MHz	Pass	PK	10.36564G	55.29	68.20	-12.91	3	Vertical	72	2.71	-
5180MHz	Pass	PK	15.5433G	60.10	74.00	-13.90	3	Vertical	66	2.29	-
5180MHz	Pass	AV	3.88501G	47.18	54.00	-6.82	3	Horizontal	349	1.76	-
5180MHz	Pass	AV	15.53844G	47.63	54.00	-6.37	3	Horizontal	51	2.14	-
5180MHz	Pass	PK	3.88495G	50.50	74.00	-23.50	3	Horizontal	349	1.76	-
5180MHz	Pass	PK	6.4824G	50.03	68.20	-18.17	3	Horizontal	12	1.48	-
5180MHz	Pass	PK	10.3618G	56.42	68.20	-11.78	3	Horizontal	310	1.54	-
5180MHz	Pass	PK	15.53496G	60.20	74.00	-13.80	3	Horizontal	51	2.14	-
5200MHz	Pass	AV	5.15G	53.83	54.00	-0.17	3	Vertical	149	1.60	-
5200MHz	Pass	AV	5.2012G	109.63	Inf	-Inf	3	Vertical	149	1.60	-
5200MHz	Pass	PK	5.149G	70.17	74.00	-3.83	3	Vertical	149	1.60	-
5200MHz	Pass	PK	5.1952G	121.25	Inf	-Inf	3	Vertical	149	1.60	-
5200MHz	Pass	AV	15.58866G	47.32	54.00	-6.68	3	Vertical	94	1.67	-
5200MHz	Pass	PK	3.46669G	45.86	68.20	-22.34	3	Vertical	349	1.43	-
5200MHz	Pass	PK	10.40726G	57.90	68.20	-10.30	3	Vertical	11	1.42	-
5200MHz	Pass	PK	15.58584G	62.76	74.00	-11.24	3	Vertical	94	1.67	-
5200MHz	Pass	AV	15.60018G	49.93	54.00	-4.07	3	Horizontal	339	1.71	-
5200MHz	Pass	PK	3.46673G	46.58	68.20	-21.62	3	Horizontal	62	2.11	-
5200MHz	Pass	PK	10.4015G	59.21	68.20	-8.99	3	Horizontal	311	1.50	-
5200MHz	Pass	PK	15.61062G	64.15	74.00	-9.85	3	Horizontal	339	1.71	-
5240MHz	Pass	AV	5.1452G	52.66	54.00	-1.34	3	Vertical	146	1.75	-
5240MHz	Pass	AV	5.237G	112.53	Inf	-Inf	3	Vertical	146	1.75	-
5240MHz	Pass	AV	5.35G	51.44	54.00	-2.56	3	Vertical	146	1.75	-
5240MHz	Pass	PK	5.1476G	65.12	74.00	-8.88	3	Vertical	146	1.75	-
5240MHz	Pass	PK	5.2352G	124.25	Inf	-Inf	3	Vertical	146	1.75	-
5240MHz	Pass	PK	5.35G	63.79	74.00	-10.21	3	Vertical	146	1.75	-
5240MHz	Pass	AV	15.71772G	47.49	54.00	-6.51	3	Vertical	342	1.42	-
5240MHz	Pass	PK	3.49345G	45.79	68.20	-22.41	3	Vertical	349	1.08	-
5240MHz	Pass	PK	10.48186G	59.23	68.20	-8.97	3	Vertical	11	1.40	-
5240MHz	Pass	PK	15.71958G	59.96	74.00	-14.04	3	Vertical	342	1.42	-
5240MHz	Pass	AV	15.72006G	51.74	54.00	-2.26	3	Horizontal	342	1.73	-
5240MHz	Pass	PK	3.4934G	47.12	68.20	-21.08	3	Horizontal	360	1.01	-
5240MHz	Pass	PK	10.48186G	63.26	68.20	-4.94	3	Horizontal	59	1.49	-
5240MHz	Pass	PK	15.72018G	64.60	74.00	-9.40	3	Horizontal	342	1.73	-
5260MHz	Pass	AV	5.15G	50.44	54.00	-3.56	3	Vertical	181	1.63	-
5260MHz	Pass	AV	5.2552G	112.48	Inf	-Inf	3	Vertical	181	1.63	-
5260MHz	Pass	AV	5.3542G	53.09	54.00	-0.91	3	Vertical	181	1.63	-
5260MHz	Pass	PK	5.1472G	61.81	74.00	-12.19	3	Vertical	181	1.63	-
5260MHz	Pass	PK	5.2552G	123.96	Inf	-Inf	3	Vertical	181	1.63	-
5260MHz	Pass	PK	5.3542G	65.39	74.00	-8.61	3	Vertical	181	1.63	-
5260MHz	Pass	AV	3.50664G	40.43	54.00	-13.57	3	Vertical	341	1.32	-
5260MHz	Pass	AV	15.78492G	47.82	54.00	-6.18	3	Vertical	27	1.48	-
5260MHz	Pass	PK	3.50659G	46.43	74.00	-27.57	3	Vertical	341	1.32	-
5260MHz	Pass	PK	10.52144G	59.36	68.20	-8.84	3	Vertical	11	1.35	-
5260MHz	Pass	PK	15.78738G	60.26	74.00	-13.74	3	Vertical	27	1.48	-

Remark :

Level (dBuV/m) = Raw(Read Level) + AF(Antenna Factor) + CL(Cable Loss) - PA(Preamp Factor)

Mode	Result	Type	Freq (Hz)	Level (dBuV/m)	Limit (dBuV/m)	Margin (dB)	Dist (m)	Condition	Azimuth (°)	Height (m)	Comments
5260MHz	Pass	AV	3.50672G	43.75	54.00	-10.25	3	Horizontal	360	1.14	-
5260MHz	Pass	AV	15.77742G	49.04	54.00	-4.96	3	Horizontal	326	2.35	-
5260MHz	Pass	PK	3.50672G	48.26	74.00	-25.74	3	Horizontal	360	1.14	-
5260MHz	Pass	PK	10.51658G	63.81	68.20	-4.39	3	Horizontal	55	1.50	-
5260MHz	Pass	PK	15.78708G	62.07	74.00	-11.93	3	Horizontal	326	2.35	-
5300MHz	Pass	AV	5.2952G	109.74	Inf	-Inf	3	Vertical	185	1.61	-
5300MHz	Pass	AV	5.35G	53.35	54.00	-0.65	3	Vertical	185	1.61	-
5300MHz	Pass	PK	5.2952G	120.89	Inf	-Inf	3	Vertical	185	1.61	-
5300MHz	Pass	PK	5.35G	68.94	74.00	-5.06	3	Vertical	185	1.61	-
5300MHz	Pass	AV	3.53335G	43.69	54.00	-10.31	3	Vertical	322	2.56	-
5300MHz	Pass	AV	15.8995G	45.15	54.00	-8.85	3	Vertical	6	2.43	-
5300MHz	Pass	PK	3.53334G	48.22	74.00	-25.78	3	Vertical	322	2.56	-
5300MHz	Pass	PK	10.59688G	58.52	68.20	-9.68	3	Vertical	346	1.52	-
5300MHz	Pass	PK	15.8973G	58.19	74.00	-15.81	3	Vertical	6	2.43	-
5300MHz	Pass	AV	3.53333G	46.20	54.00	-7.80	3	Horizontal	348	1.10	-
5300MHz	Pass	AV	15.89784G	44.93	54.00	-9.07	3	Horizontal	28	1.45	-
5300MHz	Pass	PK	3.53319G	49.54	74.00	-24.46	3	Horizontal	348	1.10	-
5300MHz	Pass	PK	10.60126G	63.52	74.00	-10.48	3	Horizontal	89	1.61	-
5300MHz	Pass	PK	15.91314G	57.58	74.00	-16.42	3	Horizontal	28	1.45	-
5320MHz	Pass	AV	5.3188G	106.45	Inf	-Inf	3	Vertical	141	1.71	-
5320MHz	Pass	AV	5.3506G	53.82	54.00	-0.18	3	Vertical	141	1.71	-
5320MHz	Pass	PK	5.3182G	118.05	Inf	-Inf	3	Vertical	141	1.71	-
5320MHz	Pass	PK	5.35G	70.81	74.00	-3.19	3	Vertical	141	1.71	-
5320MHz	Pass	AV	3.54667G	44.18	54.00	-9.82	3	Vertical	326	2.64	-
5320MHz	Pass	AV	10.63802G	45.35	54.00	-8.65	3	Vertical	0	1.49	-
5320MHz	Pass	AV	15.97422G	45.05	54.00	-8.95	3	Vertical	231	1.71	-
5320MHz	Pass	PK	3.54665G	48.60	74.00	-25.40	3	Vertical	326	2.64	-
5320MHz	Pass	PK	10.64054G	57.42	74.00	-16.58	3	Vertical	0	1.49	-
5320MHz	Pass	PK	15.97224G	57.88	74.00	-16.12	3	Vertical	261	1.94	-
5320MHz	Pass	AV	3.54666G	46.49	54.00	-7.51	3	Horizontal	341	1.03	-
5320MHz	Pass	AV	10.63874G	48.05	54.00	-5.95	3	Horizontal	90	1.56	-
5320MHz	Pass	AV	15.97422G	45.11	54.00	-8.89	3	Horizontal	138	1.71	-
5320MHz	Pass	PK	3.54653G	49.70	74.00	-24.30	3	Horizontal	341	1.03	-
5320MHz	Pass	PK	10.63766G	60.25	74.00	-13.75	3	Horizontal	90	1.56	-
5320MHz	Pass	PK	15.95184G	57.55	74.00	-16.45	3	Horizontal	138	1.71	-
5500MHz	Pass	AV	5.4496G	50.08	54.00	-3.92	3	Vertical	144	1.61	-
5500MHz	Pass	AV	5.497G	106.53	Inf	-Inf	3	Vertical	144	1.61	-
5500MHz	Pass	PK	5.4688G	67.62	68.20	-0.58	3	Vertical	144	1.61	-
5500MHz	Pass	PK	5.4958G	117.64	Inf	-Inf	3	Vertical	144	1.61	-
5500MHz	Pass	AV	3.66668G	46.67	54.00	-7.33	3	Vertical	325	2.64	-
5500MHz	Pass	AV	10.99934G	43.72	54.00	-10.28	3	Vertical	69	1.36	-
5500MHz	Pass	PK	3.66657G	49.87	74.00	-24.13	3	Vertical	325	2.64	-
5500MHz	Pass	PK	11.00078G	55.86	74.00	-18.14	3	Vertical	69	1.36	-
5500MHz	Pass	PK	16.49754G	59.94	68.20	-8.26	3	Vertical	63	1.20	-
5500MHz	Pass	AV	3.66669G	49.91	54.00	-4.09	3	Horizontal	339	1.33	-
5500MHz	Pass	AV	10.9982G	45.44	54.00	-8.56	3	Horizontal	356	1.62	-
5500MHz	Pass	PK	3.66664G	52.50	74.00	-21.50	3	Horizontal	339	1.33	-
5500MHz	Pass	PK	11.00078G	57.56	74.00	-16.44	3	Horizontal	356	1.62	-
5500MHz	Pass	PK	16.51116G	60.57	68.20	-7.63	3	Horizontal	62	2.11	-

Remark :

Level (dBuV/m) = Raw(Read Level) + AF(Antenna Factor) + CL(Cable Loss) - PA(Preamp Factor)

Mode	Result	Type	Freq (Hz)	Level (dBuV/m)	Limit (dBuV/m)	Margin (dB)	Dist (m)	Condition	Azimuth (°)	Height (m)	Comments
5580MHz	Pass	AV	5.4552G	51.65	54.00	-2.35	3	Vertical	145	1.56	-
5580MHz	Pass	AV	5.5824G	113.26	Inf	-Inf	3	Vertical	145	1.56	-
5580MHz	Pass	PK	5.4672G	63.54	68.20	-4.66	3	Vertical	145	1.56	-
5580MHz	Pass	PK	5.5812G	124.69	Inf	-Inf	3	Vertical	145	1.56	-
5580MHz	Pass	PK	5.7288G	62.02	68.20	-6.18	3	Vertical	145	1.56	-
5580MHz	Pass	AV	4.18501G	45.97	54.00	-8.03	3	Vertical	43	1.24	-
5580MHz	Pass	AV	11.1609G	46.27	54.00	-7.73	3	Vertical	332	1.42	-
5580MHz	Pass	PK	4.185G	49.66	74.00	-24.34	3	Vertical	43	1.24	-
5580MHz	Pass	PK	11.15592G	58.74	74.00	-15.26	3	Vertical	332	1.42	-
5580MHz	Pass	PK	16.74246G	61.65	68.20	-6.55	3	Vertical	334	1.48	-
5580MHz	Pass	AV	4.18497G	49.52	54.00	-4.48	3	Horizontal	34	1.26	-
5580MHz	Pass	AV	11.15814G	49.74	54.00	-4.26	3	Horizontal	65	1.34	-
5580MHz	Pass	PK	4.18502G	51.88	74.00	-22.12	3	Horizontal	34	1.26	-
5580MHz	Pass	PK	11.16258G	62.56	74.00	-11.44	3	Horizontal	65	1.34	-
5580MHz	Pass	PK	16.73994G	67.18	68.20	-1.02	3	Horizontal	342	1.31	-
5700MHz	Pass	AV	5.6976G	104.91	Inf	-Inf	3	Vertical	146	1.67	-
5700MHz	Pass	PK	5.6964G	116.57	Inf	-Inf	3	Vertical	146	1.67	-
5700MHz	Pass	PK	5.7252G	67.64	68.20	-0.56	3	Vertical	146	1.67	-
5700MHz	Pass	AV	3.80001G	40.94	54.00	-13.06	3	Vertical	143	1.22	-
5700MHz	Pass	AV	11.40294G	44.16	54.00	-9.84	3	Vertical	18	1.60	-
5700MHz	Pass	PK	3.80005G	46.95	74.00	-27.05	3	Vertical	143	1.22	-
5700MHz	Pass	PK	11.39736G	56.60	74.00	-17.40	3	Vertical	18	1.60	-
5700MHz	Pass	PK	17.11002G	62.64	68.20	-5.56	3	Vertical	257	1.95	-
5700MHz	Pass	AV	3.80001G	47.62	54.00	-6.38	3	Horizontal	357	1.93	-
5700MHz	Pass	AV	11.39952G	46.64	54.00	-7.36	3	Horizontal	58	1.18	-
5700MHz	Pass	PK	3.80006G	50.82	74.00	-23.18	3	Horizontal	357	1.93	-
5700MHz	Pass	PK	11.4009G	59.23	74.00	-14.77	3	Horizontal	58	1.18	-
5700MHz	Pass	PK	17.10906G	62.81	68.20	-5.39	3	Horizontal	59	1.27	-
5720MHz Straddle 5.47-5.725GHz	Pass	AV	5.4572G	50.15	54.00	-3.85	3	Vertical	147	1.68	-
5720MHz Straddle 5.47-5.725GHz	Pass	AV	5.7176G	111.32	Inf	-Inf	3	Vertical	147	1.68	-
5720MHz Straddle 5.47-5.725GHz	Pass	PK	5.4656G	61.10	68.20	-7.10	3	Vertical	147	1.68	-
5720MHz Straddle 5.47-5.725GHz	Pass	PK	5.7224G	122.28	Inf	-Inf	3	Vertical	147	1.68	-
5720MHz Straddle 5.47-5.725GHz	Pass	PK	5.858G	62.10	68.20	-6.10	3	Vertical	147	1.68	-
5720MHz Straddle 5.47-5.725GHz	Pass	AV	3.81333G	46.74	54.00	-7.26	3	Vertical	322	2.47	-
5720MHz Straddle 5.47-5.725GHz	Pass	AV	11.4383G	47.11	54.00	-6.89	3	Vertical	18	1.60	-
5720MHz Straddle 5.47-5.725GHz	Pass	PK	3.8133G	50.21	74.00	-23.79	3	Vertical	322	2.47	-
5720MHz Straddle 5.47-5.725GHz	Pass	PK	11.443G	61.89	74.00	-12.11	3	Vertical	18	1.60	-
5720MHz Straddle 5.47-5.725GHz	Pass	PK	17.15868G	64.42	68.20	-3.78	3	Vertical	25	3.00	-
5720MHz Straddle 5.47-5.725GHz	Pass	AV	3.81338G	48.13	54.00	-5.87	3	Horizontal	355	1.90	-
5720MHz Straddle 5.47-5.725GHz	Pass	AV	11.44294G	49.48	54.00	-4.52	3	Horizontal	359	1.50	-
5720MHz Straddle 5.47-5.725GHz	Pass	PK	3.81328G	51.12	74.00	-22.88	3	Horizontal	355	1.90	-
5720MHz Straddle 5.47-5.725GHz	Pass	PK	11.44258G	62.33	74.00	-11.67	3	Horizontal	359	1.50	-
5720MHz Straddle 5.47-5.725GHz	Pass	PK	17.16384G	67.71	68.20	-0.49	3	Horizontal	344	1.55	-
5745MHz	Pass	AV	5.7486G	111.66	Inf	-Inf	3	Vertical	148	1.68	-
5745MHz	Pass	PK	5.6394G	64.91	68.20	-3.29	3	Vertical	148	1.68	-
5745MHz	Pass	PK	5.7474G	122.78	Inf	-Inf	3	Vertical	148	1.68	-
5745MHz	Pass	PK	5.9526G	62.06	68.20	-6.14	3	Vertical	148	1.68	-
5745MHz	Pass	AV	3.83002G	40.35	54.00	-13.65	3	Vertical	317	1.39	-
5745MHz	Pass	AV	11.49672G	49.70	54.00	-4.30	3	Vertical	36	2.01	-

Remark :

Level (dBuV/m) = Raw(Read Level) + AF(Antenna Factor) + CL(Cable Loss) - PA(Preamp Factor)

Mode	Result	Type	Freq (Hz)	Level (dBuV/m)	Limit (dBuV/m)	Margin (dB)	Dist (m)	Condition	Azimuth (°)	Height (m)	Comments
5745MHz	Pass	PK	3.83004G	46.65	74.00	-27.35	3	Vertical	317	1.39	-
5745MHz	Pass	PK	11.49264G	63.36	74.00	-10.64	3	Vertical	36	2.01	-
5745MHz	Pass	PK	17.23344G	65.41	68.20	-2.79	3	Vertical	353	3.00	-
5745MHz	Pass	AV	3.83003G	48.13	54.00	-5.87	3	Horizontal	352	1.89	-
5745MHz	Pass	AV	11.48844G	50.63	54.00	-3.37	3	Horizontal	357	1.50	-
5745MHz	Pass	PK	3.82998G	51.07	74.00	-22.93	3	Horizontal	352	1.89	-
5745MHz	Pass	PK	11.48106G	63.89	74.00	-10.11	3	Horizontal	357	1.50	-
5745MHz	Pass	PK	17.23662G	67.91	68.20	-0.29	3	Horizontal	344	1.53	-
5785MHz	Pass	AV	5.7922G	110.57	Inf	-Inf	3	Vertical	146	1.66	-
5785MHz	Pass	PK	5.6278G	61.89	68.20	-6.31	3	Vertical	146	1.66	-
5785MHz	Pass	PK	5.7814G	121.47	Inf	-Inf	3	Vertical	146	1.66	-
5785MHz	Pass	PK	5.9278G	61.76	68.20	-6.44	3	Vertical	146	1.66	-
5785MHz	Pass	AV	3.85669G	41.83	54.00	-12.17	3	Vertical	0	1.50	-
5785MHz	Pass	AV	11.57072G	52.45	54.00	-1.55	3	Vertical	37	1.49	-
5785MHz	Pass	PK	3.85673G	47.79	74.00	-26.21	3	Vertical	0	1.50	-
5785MHz	Pass	PK	11.56454G	64.39	74.00	-9.61	3	Vertical	37	1.49	-
5785MHz	Pass	PK	17.36658G	64.72	68.20	-3.48	3	Vertical	286	2.94	-
5785MHz	Pass	AV	3.85668G	48.54	54.00	-5.46	3	Horizontal	347	1.80	-
5785MHz	Pass	AV	11.57024G	53.62	54.00	-0.38	3	Horizontal	356	1.50	-
5785MHz	Pass	PK	3.85667G	51.60	74.00	-22.40	3	Horizontal	347	1.80	-
5785MHz	Pass	PK	11.56478G	66.30	74.00	-7.70	3	Horizontal	356	1.50	-
5785MHz	Pass	PK	17.36568G	67.80	68.20	-0.40	3	Horizontal	345	1.55	-
5825MHz	Pass	AV	5.8202G	105.08	Inf	-Inf	3	Vertical	188	1.70	-
5825MHz	Pass	PK	5.6162G	59.59	68.20	-8.61	3	Vertical	188	1.70	-
5825MHz	Pass	PK	5.8238G	116.48	Inf	-Inf	3	Vertical	188	1.70	-
5825MHz	Pass	PK	5.927G	61.62	68.20	-6.58	3	Vertical	188	1.70	-
5825MHz	Pass	AV	3.88338G	43.10	54.00	-10.90	3	Vertical	353	1.49	-
5825MHz	Pass	AV	11.6491G	52.02	54.00	-1.98	3	Vertical	33	1.84	-
5825MHz	Pass	PK	3.88343G	48.39	74.00	-25.61	3	Vertical	353	1.49	-
5825MHz	Pass	PK	11.65186G	64.84	74.00	-9.16	3	Vertical	33	1.84	-
5825MHz	Pass	PK	17.48352G	63.99	68.20	-4.21	3	Vertical	46	1.38	-
5825MHz	Pass	AV	3.88337G	47.92	54.00	-6.08	3	Horizontal	348	1.73	-
5825MHz	Pass	AV	11.64886G	53.60	54.00	-0.40	3	Horizontal	46	1.32	-
5825MHz	Pass	PK	3.88332G	51.27	74.00	-22.73	3	Horizontal	348	1.73	-
5825MHz	Pass	PK	11.65186G	66.32	74.00	-7.68	3	Horizontal	46	1.32	-
5825MHz	Pass	PK	17.48562G	65.94	68.20	-2.26	3	Horizontal	294	1.50	-
802.11ax HEW40_Nss2,(MCS0))_2TX	-	-	-	-	-	-	-	-	-	-	-
5190MHz	Pass	AV	5.15G	53.35	54.00	-0.65	3	Vertical	44	1.78	-
5190MHz	Pass	AV	5.1864G	100.81	Inf	-Inf	3	Vertical	44	1.78	-
5190MHz	Pass	PK	5.15G	73.32	74.00	-0.68	3	Vertical	44	1.78	-
5190MHz	Pass	PK	5.1872G	112.51	Inf	-Inf	3	Vertical	44	1.78	-
5190MHz	Pass	AV	15.56304G	47.49	54.00	-6.51	3	Vertical	111	1.50	-
5190MHz	Pass	PK	3.45992G	45.37	68.20	-22.83	3	Vertical	347	1.17	-
5190MHz	Pass	PK	10.3941G	54.57	68.20	-13.63	3	Vertical	239	1.03	-
5190MHz	Pass	PK	15.55902G	60.36	74.00	-13.64	3	Vertical	111	1.50	-
5190MHz	Pass	AV	15.55884G	47.34	54.00	-6.66	3	Horizontal	98	2.62	-
5190MHz	Pass	PK	3.45999G	46.21	68.20	-21.99	3	Horizontal	64	2.01	-
5190MHz	Pass	PK	10.36752G	55.48	68.20	-12.72	3	Horizontal	55	1.50	-
5190MHz	Pass	PK	15.56994G	60.21	74.00	-13.79	3	Horizontal	98	2.62	-

Remark :

Level (dBuV/m) = Raw(Read Level) + AF(Antenna Factor) + CL(Cable Loss) - PA(Preamp Factor)

Mode	Result	Type	Freq (Hz)	Level (dBuV/m)	Limit (dBuV/m)	Margin (dB)	Dist (m)	Condition	Azimuth (°)	Height (m)	Comments
5230MHz	Pass	AV	5.1472G	53.31	54.00	-0.69	3	Vertical	145	1.75	-
5230MHz	Pass	AV	5.2428G	106.25	Inf	-Inf	3	Vertical	145	1.75	-
5230MHz	Pass	PK	5.15G	67.92	74.00	-6.08	3	Vertical	145	1.75	-
5230MHz	Pass	PK	5.2368G	117.60	Inf	-Inf	3	Vertical	145	1.75	-
5230MHz	Pass	AV	15.68598G	46.37	54.00	-7.63	3	Vertical	109	1.50	-
5230MHz	Pass	PK	3.48652G	45.77	68.20	-22.43	3	Vertical	345	1.23	-
5230MHz	Pass	PK	10.4612G	56.34	68.20	-11.86	3	Vertical	13	1.26	-
5230MHz	Pass	PK	15.67524G	59.31	74.00	-14.69	3	Vertical	109	1.50	-
5230MHz	Pass	AV	15.68238G	46.68	54.00	-7.32	3	Horizontal	341	1.77	-
5230MHz	Pass	PK	3.4868G	46.48	68.20	-21.72	3	Horizontal	360	1.19	-
5230MHz	Pass	PK	10.4612G	59.29	68.20	-8.91	3	Horizontal	58	1.48	-
5230MHz	Pass	PK	15.69024G	59.81	74.00	-14.19	3	Horizontal	341	1.77	-
802.11ax HEW40_Nss2,(MCS0)_2TX	-	-	-	-	-	-	-	-	-	-	-
5270MHz	Pass	AV	5.2744G	105.93	Inf	-Inf	3	Vertical	143	1.70	-
5270MHz	Pass	AV	5.3528G	53.43	54.00	-0.57	3	Vertical	143	1.70	-
5270MHz	Pass	PK	5.2768G	118.99	Inf	-Inf	3	Vertical	143	1.70	-
5270MHz	Pass	PK	5.3508G	69.57	74.00	-4.43	3	Vertical	143	1.70	-
5270MHz	Pass	AV	3.51338G	40.75	54.00	-13.25	3	Vertical	342	1.31	-
5270MHz	Pass	AV	15.79836G	45.17	54.00	-8.83	3	Vertical	355	1.50	-
5270MHz	Pass	PK	3.51344G	46.85	74.00	-27.15	3	Vertical	342	1.31	-
5270MHz	Pass	PK	10.5414G	56.43	68.20	-11.77	3	Vertical	95	1.50	-
5270MHz	Pass	PK	15.8076G	57.89	74.00	-16.11	3	Vertical	355	1.50	-
5270MHz	Pass	AV	3.51334G	44.62	54.00	-9.38	3	Horizontal	338	1.23	-
5270MHz	Pass	AV	15.82176G	45.31	54.00	-8.69	3	Horizontal	294	2.69	-
5270MHz	Pass	PK	3.51331G	48.41	74.00	-25.59	3	Horizontal	338	1.23	-
5270MHz	Pass	PK	10.53664G	60.00	68.20	-8.20	3	Horizontal	55	1.50	-
5270MHz	Pass	PK	15.79986G	57.32	74.00	-16.68	3	Horizontal	294	2.69	-
5310MHz	Pass	AV	5.3232G	102.02	Inf	-Inf	3	Vertical	145	1.71	-
5310MHz	Pass	AV	5.3512G	52.06	54.00	-1.94	3	Vertical	145	1.71	-
5310MHz	Pass	PK	5.3168G	113.79	Inf	-Inf	3	Vertical	145	1.71	-
5310MHz	Pass	PK	5.3516G	73.45	74.00	-0.55	3	Vertical	145	1.71	-
5310MHz	Pass	AV	3.54002G	43.23	54.00	-10.77	3	Vertical	324	2.68	-
5310MHz	Pass	AV	10.62132G	43.16	54.00	-10.84	3	Vertical	0	1.50	-
5310MHz	Pass	AV	15.93324G	44.70	54.00	-9.30	3	Vertical	109	1.50	-
5310MHz	Pass	PK	3.53993G	47.97	74.00	-26.03	3	Vertical	324	2.68	-
5310MHz	Pass	PK	10.62486G	55.98	74.00	-18.02	3	Vertical	0	1.50	-
5310MHz	Pass	PK	15.93294G	57.48	74.00	-16.52	3	Vertical	109	1.50	-
5310MHz	Pass	AV	3.54004G	46.15	54.00	-7.85	3	Horizontal	345	1.00	-
5310MHz	Pass	AV	10.62072G	44.89	54.00	-9.11	3	Horizontal	86	1.59	-
5310MHz	Pass	AV	15.915G	44.64	54.00	-9.36	3	Horizontal	324	1.50	-
5310MHz	Pass	PK	3.54005G	49.90	74.00	-24.10	3	Horizontal	345	1.00	-
5310MHz	Pass	PK	10.61592G	58.04	74.00	-15.96	3	Horizontal	86	1.59	-
5310MHz	Pass	PK	15.92448G	58.21	74.00	-15.79	3	Horizontal	324	1.50	-
5510MHz	Pass	AV	5.4588G	50.45	54.00	-3.55	3	Vertical	146	1.59	-
5510MHz	Pass	AV	5.5068G	101.18	Inf	-Inf	3	Vertical	146	1.59	-
5510MHz	Pass	PK	5.4656G	67.74	68.20	-0.46	3	Vertical	146	1.59	-
5510MHz	Pass	PK	5.506G	112.81	Inf	-Inf	3	Vertical	146	1.59	-
5510MHz	Pass	AV	3.67334G	44.58	54.00	-9.42	3	Vertical	333	1.23	-
5510MHz	Pass	AV	11.02204G	42.67	54.00	-11.33	3	Vertical	336	1.50	-

Remark :

Level (dBuV/m) = Raw(Read Level) + AF(Antenna Factor) + CL(Cable Loss) - PA(Preamp Factor)

Mode	Result	Type	Freq (Hz)	Level (dBuV/m)	Limit (dBuV/m)	Margin (dB)	Dist (m)	Condition	Azimuth (°)	Height (m)	Comments
5510MHz	Pass	PK	3.67331G	48.42	74.00	-25.58	3	Vertical	333	1.23	-
5510MHz	Pass	PK	11.023G	55.18	74.00	-18.82	3	Vertical	336	1.50	-
5510MHz	Pass	PK	16.5276G	60.30	68.20	-7.90	3	Vertical	4	2.59	-
5510MHz	Pass	AV	3.67332G	49.58	54.00	-4.42	3	Horizontal	336	1.34	-
5510MHz	Pass	AV	11.02456G	42.87	54.00	-11.13	3	Horizontal	82	1.50	-
5510MHz	Pass	PK	3.67328G	52.04	74.00	-21.96	3	Horizontal	336	1.34	-
5510MHz	Pass	PK	11.0128G	55.28	74.00	-18.72	3	Horizontal	82	1.50	-
5510MHz	Pass	PK	16.52256G	60.42	68.20	-7.78	3	Horizontal	242	2.24	-
5550MHz	Pass	AV	5.4592G	50.67	54.00	-3.33	3	Vertical	145	1.57	-
5550MHz	Pass	AV	5.5508G	104.31	Inf	-Inf	3	Vertical	145	1.57	-
5550MHz	Pass	PK	5.466G	67.47	68.20	-0.73	3	Vertical	145	1.57	-
5550MHz	Pass	PK	5.546G	116.08	Inf	-Inf	3	Vertical	145	1.57	-
5550MHz	Pass	AV	11.10168G	43.92	54.00	-10.08	3	Vertical	332	1.45	-
5550MHz	Pass	PK	3.12526G	41.61	68.20	-26.59	3	Vertical	360	1.43	-
5550MHz	Pass	PK	11.11062G	56.26	74.00	-17.74	3	Vertical	332	1.45	-
5550MHz	Pass	PK	16.63992G	61.11	68.20	-7.09	3	Vertical	210	1.50	-
5550MHz	Pass	AV	11.10132G	45.47	54.00	-8.53	3	Horizontal	360	1.61	-
5550MHz	Pass	PK	3.12503G	42.89	68.20	-25.31	3	Horizontal	360	1.55	-
5550MHz	Pass	PK	11.09892G	58.59	74.00	-15.41	3	Horizontal	360	1.61	-
5550MHz	Pass	PK	16.6647G	61.14	68.20	-7.06	3	Horizontal	82	2.63	-
5670MHz	Pass	AV	5.6656G	101.66	Inf	-Inf	3	Vertical	146	1.50	-
5670MHz	Pass	PK	5.6664G	113.72	Inf	-Inf	3	Vertical	146	1.50	-
5670MHz	Pass	PK	5.7276G	67.57	68.20	-0.63	3	Vertical	146	1.50	-
5670MHz	Pass	AV	3.78002G	40.91	54.00	-13.09	3	Vertical	146	1.07	-
5670MHz	Pass	AV	11.34156G	43.04	54.00	-10.96	3	Vertical	329	2.09	-
5670MHz	Pass	PK	3.78G	46.72	74.00	-27.28	3	Vertical	146	1.07	-
5670MHz	Pass	PK	11.35254G	55.90	74.00	-18.10	3	Vertical	329	2.09	-
5670MHz	Pass	PK	17.00742G	62.39	68.20	-5.81	3	Vertical	110	1.50	-
5670MHz	Pass	AV	3.78002G	46.24	54.00	-7.76	3	Horizontal	0	1.64	-
5670MHz	Pass	AV	11.3403G	44.46	54.00	-9.54	3	Horizontal	62	1.23	-
5670MHz	Pass	PK	3.78005G	49.88	74.00	-24.12	3	Horizontal	0	1.64	-
5670MHz	Pass	PK	11.33886G	57.46	74.00	-16.54	3	Horizontal	62	1.23	-
5670MHz	Pass	PK	17.00718G	61.61	68.20	-6.59	3	Horizontal	102	1.71	-
5710MHz Straddle 5.47-5.725GHz	Pass	AV	5.4556G	50.29	54.00	-3.71	3	Vertical	146	1.60	-
5710MHz Straddle 5.47-5.725GHz	Pass	AV	5.7148G	108.17	Inf	-Inf	3	Vertical	146	1.60	-
5710MHz Straddle 5.47-5.725GHz	Pass	PK	5.4652G	62.30	68.20	-5.90	3	Vertical	146	1.60	-
5710MHz Straddle 5.47-5.725GHz	Pass	PK	5.7064G	120.17	Inf	-Inf	3	Vertical	146	1.60	-
5710MHz Straddle 5.47-5.725GHz	Pass	PK	5.854G	67.81	68.20	-0.39	3	Vertical	146	1.60	-
5710MHz Straddle 5.47-5.725GHz	Pass	AV	3.8067G	45.87	54.00	-8.13	3	Vertical	323	2.46	-
5710MHz Straddle 5.47-5.725GHz	Pass	AV	11.42504G	45.01	54.00	-8.99	3	Vertical	0	1.66	-
5710MHz Straddle 5.47-5.725GHz	Pass	PK	3.80659G	49.33	74.00	-24.67	3	Vertical	323	2.46	-
5710MHz Straddle 5.47-5.725GHz	Pass	PK	11.41496G	58.16	74.00	-15.84	3	Vertical	0	1.66	-
5710MHz Straddle 5.47-5.725GHz	Pass	PK	17.12994G	62.48	68.20	-5.72	3	Vertical	69	1.50	-
5710MHz Straddle 5.47-5.725GHz	Pass	AV	3.80665G	47.06	54.00	-6.94	3	Horizontal	355	1.79	-
5710MHz Straddle 5.47-5.725GHz	Pass	AV	11.42186G	46.71	54.00	-7.29	3	Horizontal	0	1.54	-
5710MHz Straddle 5.47-5.725GHz	Pass	PK	3.80666G	50.16	74.00	-23.84	3	Horizontal	355	1.79	-
5710MHz Straddle 5.47-5.725GHz	Pass	PK	11.41886G	59.57	74.00	-14.43	3	Horizontal	0	1.54	-
5710MHz Straddle 5.47-5.725GHz	Pass	PK	17.12964G	66.44	68.20	-1.76	3	Horizontal	341	1.49	-
5755MHz	Pass	AV	5.7526G	107.31	Inf	-Inf	3	Vertical	146	1.68	-

Remark :

Level (dBuV/m) = Raw(Read Level) + AF(Antenna Factor) + CL(Cable Loss) - PA(Preamp Factor)

Mode	Result	Type	Freq (Hz)	Level (dBuV/m)	Limit (dBuV/m)	Margin (dB)	Dist (m)	Condition	Azimuth (°)	Height (m)	Comments
5755MHz	Pass	PK	5.6374G	67.83	68.20	-0.37	3	Vertical	146	1.68	-
5755MHz	Pass	PK	5.7514G	119.54	Inf	-Inf	3	Vertical	146	1.68	-
5755MHz	Pass	PK	5.9278G	63.62	68.20	-4.58	3	Vertical	146	1.68	-
5755MHz	Pass	AV	3.83666G	40.13	54.00	-13.87	3	Vertical	0	1.50	-
5755MHz	Pass	AV	11.5121G	47.68	54.00	-6.32	3	Vertical	38	1.97	-
5755MHz	Pass	PK	3.83681G	46.46	74.00	-27.54	3	Vertical	0	1.50	-
5755MHz	Pass	PK	11.50874G	61.07	74.00	-12.93	3	Vertical	38	1.97	-
5755MHz	Pass	PK	17.27688G	63.82	68.20	-4.38	3	Vertical	317	1.50	-
5755MHz	Pass	AV	3.83668G	47.90	54.00	-6.10	3	Horizontal	348	1.75	-
5755MHz	Pass	AV	11.51186G	47.86	54.00	-6.14	3	Horizontal	360	1.50	-
5755MHz	Pass	PK	3.83666G	50.84	74.00	-23.16	3	Horizontal	348	1.75	-
5755MHz	Pass	PK	11.51108G	60.70	74.00	-13.30	3	Horizontal	360	1.50	-
5755MHz	Pass	PK	17.25192G	64.67	68.20	-3.53	3	Horizontal	345	2.17	-
5795MHz	Pass	AV	5.801G	108.54	Inf	-Inf	3	Vertical	148	1.64	-
5795MHz	Pass	PK	5.6414G	65.80	68.20	-2.40	3	Vertical	148	1.64	-
5795MHz	Pass	PK	5.7914G	120.41	Inf	-Inf	3	Vertical	148	1.64	-
5795MHz	Pass	PK	5.9318G	67.68	68.20	-0.52	3	Vertical	148	1.64	-
5795MHz	Pass	AV	3.86332G	41.64	54.00	-12.36	3	Vertical	360	1.45	-
5795MHz	Pass	AV	11.5951G	50.67	54.00	-3.33	3	Vertical	36	1.48	-
5795MHz	Pass	PK	3.8633G	47.20	74.00	-26.80	3	Vertical	360	1.45	-
5795MHz	Pass	PK	11.60038G	63.33	74.00	-10.67	3	Vertical	36	1.48	-
5795MHz	Pass	PK	17.37396G	63.72	68.20	-4.48	3	Vertical	178	2.38	-
5795MHz	Pass	AV	3.86336G	48.09	54.00	-5.91	3	Horizontal	348	1.74	-
5795MHz	Pass	AV	11.59492G	48.72	54.00	-5.28	3	Horizontal	360	1.50	-
5795MHz	Pass	PK	3.8633G	50.90	74.00	-23.10	3	Horizontal	348	1.74	-
5795MHz	Pass	PK	11.59114G	61.26	74.00	-12.74	3	Horizontal	360	1.50	-
5795MHz	Pass	PK	17.38758G	65.65	68.20	-2.55	3	Horizontal	347	1.81	-
802.11ax HEW80_Nss2,(MCS0)_2TX	-	-	-	-	-	-	-	-	-	-	-
5210MHz	Pass	PK	5.148G	63.91	74.00	-10.09	3	Vertical	11	1.54	-
5210MHz	Pass	AV	5.15G	53.75	54.00	-0.25	3	Vertical	11	1.54	-
5210MHz	Pass	PK	5.202G	107.92	Inf	-Inf	3	Vertical	11	1.54	-
5210MHz	Pass	AV	5.223G	97.74	Inf	-Inf	3	Vertical	11	1.54	-
5210MHz	Pass	PK	5.382G	60.00	74.00	-14.00	3	Vertical	11	1.54	-
5210MHz	Pass	AV	5.351G	50.13	54.00	-3.87	3	Vertical	11	1.54	-
5210MHz	Pass	AV	15.61536G	48.12	54.00	-5.88	3	Vertical	270	1.50	-
5210MHz	Pass	PK	3.47316G	45.54	68.20	-22.66	3	Vertical	345	1.13	-
5210MHz	Pass	PK	10.43236G	54.52	68.20	-13.68	3	Vertical	10	1.50	-
5210MHz	Pass	PK	15.63546G	59.55	74.00	-14.45	3	Vertical	270	1.50	-
5210MHz	Pass	AV	15.63864G	48.03	54.00	-5.97	3	Horizontal	349	1.26	-
5210MHz	Pass	PK	3.4735G	45.73	68.20	-22.47	3	Horizontal	65	2.14	-
5210MHz	Pass	PK	10.4308G	54.49	68.20	-13.71	3	Horizontal	308	1.67	-
5210MHz	Pass	PK	15.61836G	58.72	74.00	-15.28	3	Horizontal	349	1.26	-
5290MHz	Pass	AV	5.141G	49.93	54.00	-4.07	3	Vertical	330	1.61	-
5290MHz	Pass	AV	5.281G	99.77	Inf	-Inf	3	Vertical	330	1.61	-
5290MHz	Pass	AV	5.354G	53.67	54.00	-0.33	3	Vertical	330	1.61	-
5290MHz	Pass	PK	5.137G	60.61	74.00	-13.39	3	Vertical	330	1.61	-
5290MHz	Pass	PK	5.282G	110.58	Inf	-Inf	3	Vertical	330	1.61	-
5290MHz	Pass	PK	5.353G	69.13	74.00	-4.87	3	Vertical	330	1.61	-
5290MHz	Pass	AV	3.52668G	43.47	54.00	-10.53	3	Vertical	323	2.46	-

Remark :

Level (dBuV/m) = Raw(Read Level) + AF(Antenna Factor) + CL(Cable Loss) - PA(Preamp Factor)

Mode	Result	Type	Freq (Hz)	Level (dBuV/m)	Limit (dBuV/m)	Margin (dB)	Dist (m)	Condition	Azimuth (°)	Height (m)	Comments
5290MHz	Pass	AV	15.86634G	45.97	54.00	-8.03	3	Vertical	221	1.50	-
5290MHz	Pass	PK	3.52664G	47.56	74.00	-26.44	3	Vertical	323	2.46	-
5290MHz	Pass	PK	10.59332G	54.08	68.20	-14.12	3	Vertical	73	1.50	-
5290MHz	Pass	PK	15.85734G	56.59	74.00	-17.41	3	Vertical	221	1.50	-
5290MHz	Pass	AV	3.52669G	45.67	54.00	-8.33	3	Horizontal	360	1.00	-
5290MHz	Pass	AV	15.86784G	46.31	54.00	-7.69	3	Horizontal	32	2.91	-
5290MHz	Pass	PK	3.5267G	48.92	74.00	-25.08	3	Horizontal	360	1.00	-
5290MHz	Pass	PK	10.59056G	57.08	68.20	-11.12	3	Horizontal	59	1.50	-
5290MHz	Pass	PK	15.86316G	57.09	74.00	-16.91	3	Horizontal	32	2.91	-
5530MHz	Pass	AV	5.456G	53.86	54.00	-0.14	3	Vertical	146	1.71	-
5530MHz	Pass	AV	5.545G	98.82	Inf	-Inf	3	Vertical	146	1.71	-
5530MHz	Pass	PK	5.461G	65.91	68.20	-2.29	3	Vertical	146	1.71	-
5530MHz	Pass	PK	5.522G	109.34	Inf	-Inf	3	Vertical	146	1.71	-
5530MHz	Pass	PK	5.777G	59.80	68.20	-8.40	3	Vertical	146	1.71	-
5530MHz	Pass	AV	3.68666G	45.11	54.00	-8.89	3	Vertical	332	1.17	-
5530MHz	Pass	AV	11.07194G	43.96	54.00	-10.04	3	Vertical	114	1.39	-
5530MHz	Pass	PK	3.6866G	48.51	74.00	-25.49	3	Vertical	332	1.17	-
5530MHz	Pass	PK	11.06318G	54.63	74.00	-19.37	3	Vertical	114	1.39	-
5530MHz	Pass	PK	16.59432G	60.29	68.20	-7.91	3	Vertical	45	1.50	-
5530MHz	Pass	AV	3.68669G	49.22	54.00	-4.78	3	Horizontal	337	1.07	-
5530MHz	Pass	AV	11.0723G	44.11	54.00	-9.89	3	Horizontal	0	1.61	-
5530MHz	Pass	PK	3.68669G	51.58	74.00	-22.42	3	Horizontal	337	1.07	-
5530MHz	Pass	PK	11.05862G	55.01	74.00	-18.99	3	Horizontal	0	1.61	-
5530MHz	Pass	PK	16.6029G	61.18	68.20	-7.02	3	Horizontal	101	1.50	-
5610MHz	Pass	AV	5.459G	51.37	54.00	-2.63	3	Vertical	147	1.58	-
5610MHz	Pass	AV	5.627G	101.73	Inf	-Inf	3	Vertical	147	1.58	-
5610MHz	Pass	PK	5.469G	61.78	68.20	-6.42	3	Vertical	147	1.58	-
5610MHz	Pass	PK	5.587G	111.93	Inf	-Inf	3	Vertical	147	1.58	-
5610MHz	Pass	PK	5.729G	67.83	68.20	-0.37	3	Vertical	147	1.58	-
5610MHz	Pass	AV	3.73998G	40.38	54.00	-13.62	3	Vertical	141	1.04	-
5610MHz	Pass	AV	11.23122G	44.42	54.00	-9.58	3	Vertical	329	1.48	-
5610MHz	Pass	PK	3.74005G	45.84	74.00	-28.16	3	Vertical	141	1.04	-
5610MHz	Pass	PK	11.2314G	55.99	74.00	-18.01	3	Vertical	329	1.48	-
5610MHz	Pass	PK	16.82556G	59.54	68.20	-8.66	3	Vertical	59	3.00	-
5610MHz	Pass	AV	3.74004G	48.10	54.00	-5.90	3	Horizontal	359	2.83	-
5610MHz	Pass	AV	11.20956G	46.86	54.00	-7.14	3	Horizontal	65	1.27	-
5610MHz	Pass	PK	3.74004G	50.75	74.00	-23.25	3	Horizontal	359	2.83	-
5610MHz	Pass	PK	11.2152G	57.28	74.00	-16.72	3	Horizontal	65	1.27	-
5610MHz	Pass	PK	16.83486G	60.49	68.20	-7.71	3	Horizontal	308	1.61	-
5690MHz Straddle 5.47-5.725GHz	Pass	AV	5.456G	51.45	54.00	-2.55	3	Vertical	147	1.62	-
5690MHz Straddle 5.47-5.725GHz	Pass	AV	5.6804G	103.89	Inf	-Inf	3	Vertical	147	1.62	-
5690MHz Straddle 5.47-5.725GHz	Pass	PK	5.462G	61.39	68.20	-6.81	3	Vertical	147	1.62	-
5690MHz Straddle 5.47-5.725GHz	Pass	PK	5.7116G	114.14	Inf	-Inf	3	Vertical	147	1.62	-
5690MHz Straddle 5.47-5.725GHz	Pass	PK	5.858G	67.40	68.20	-0.80	3	Vertical	147	1.62	-
5690MHz Straddle 5.47-5.725GHz	Pass	AV	3.79335G	41.36	54.00	-12.64	3	Vertical	144	1.21	-
5690MHz Straddle 5.47-5.725GHz	Pass	AV	11.36944G	44.94	54.00	-9.06	3	Vertical	0	1.50	-
5690MHz Straddle 5.47-5.725GHz	Pass	PK	3.79345G	46.05	74.00	-27.95	3	Vertical	144	1.21	-
5690MHz Straddle 5.47-5.725GHz	Pass	PK	11.3884G	56.07	74.00	-17.93	3	Vertical	0	1.50	-
5690MHz Straddle 5.47-5.725GHz	Pass	PK	17.07462G	62.30	68.20	-5.90	3	Vertical	233	1.50	-

Remark :

Level (dBuV/m) = Raw(Read Level) + AF(Antenna Factor) + CL(Cable Loss) - PA(Preamp Factor)

Mode	Result	Type	Freq (Hz)	Level (dBuV/m)	Limit (dBuV/m)	Margin (dB)	Dist (m)	Condition	Azimuth (°)	Height (m)	Comments
5690MHz Straddle 5.47-5.725GHz	Pass	AV	3.79336G	47.38	54.00	-6.62	3	Horizontal	360	1.97	-
5690MHz Straddle 5.47-5.725GHz	Pass	AV	11.38894G	47.59	54.00	-6.41	3	Horizontal	4	1.59	-
5690MHz Straddle 5.47-5.725GHz	Pass	PK	3.79334G	50.06	74.00	-23.94	3	Horizontal	360	1.97	-
5690MHz Straddle 5.47-5.725GHz	Pass	PK	11.38882G	57.33	74.00	-16.67	3	Horizontal	4	1.59	-
5690MHz Straddle 5.47-5.725GHz	Pass	PK	17.07804G	62.10	68.20	-6.10	3	Horizontal	344	1.50	-
802.11ax HEW80_Nss2,(MCS0))_2TX	-	-	-	-	-	-	-	-	-	-	-
5775MHz	Pass	AV	5.793G	103.41	Inf	-Inf	3	Vertical	147	1.76	-
5775MHz	Pass	PK	5.6466G	67.90	68.20	-0.30	3	Vertical	147	1.76	-
5775MHz	Pass	PK	5.7858G	113.91	Inf	-Inf	3	Vertical	147	1.76	-
5775MHz	Pass	PK	5.9322G	66.37	68.20	-1.83	3	Vertical	147	1.76	-
5775MHz	Pass	AV	3.84997G	41.41	54.00	-12.59	3	Vertical	0	1.50	-
5775MHz	Pass	AV	11.55882G	48.60	54.00	-5.40	3	Vertical	37	1.43	-
5775MHz	Pass	PK	3.85004G	46.16	74.00	-27.84	3	Vertical	0	1.50	-
5775MHz	Pass	PK	11.56416G	59.26	74.00	-14.74	3	Vertical	37	1.43	-
5775MHz	Pass	PK	17.33148G	63.88	68.20	-4.32	3	Vertical	16	1.22	-
5775MHz	Pass	AV	3.85002G	47.72	54.00	-6.28	3	Horizontal	349	1.73	-
5775MHz	Pass	AV	11.53956G	49.37	54.00	-4.63	3	Horizontal	356	1.49	-
5775MHz	Pass	PK	3.85004G	50.46	74.00	-23.54	3	Horizontal	349	1.73	-
5775MHz	Pass	PK	11.5641G	60.07	74.00	-13.93	3	Horizontal	356	1.49	-
5775MHz	Pass	PK	17.31234G	64.52	68.20	-3.68	3	Horizontal	336	1.50	-

802.11a_Nss1,(6Mbps)_2TX

5180MHz_TX

27/01/2020

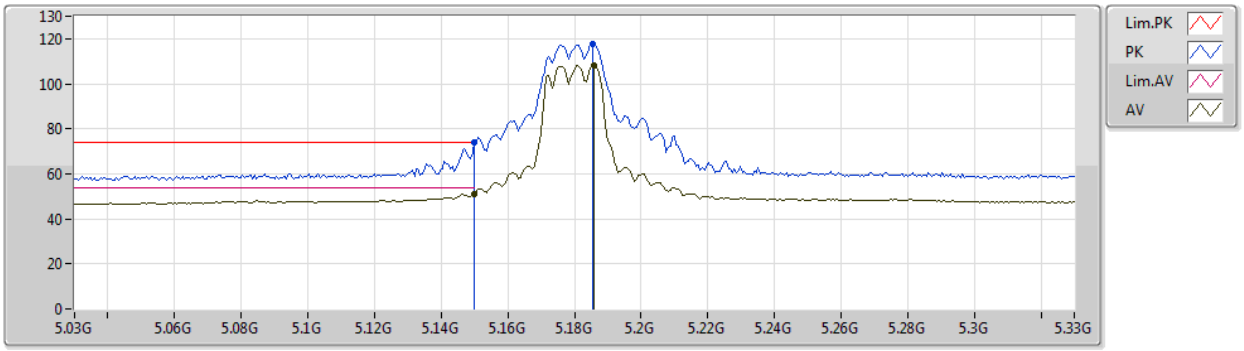

Type	Freq	Level	Limit	Margin	Factor	Dist	Condition	Azimuth	Height	Comment	Raw	AF	CL	PA
	(Hz)	(dBuV/m)	(dBuV/m)	(dB)	(dB)	(m)		(°)	(m)		(dBuV)	(dB)	(dB)	(dB)
AV	5.15G	51.27	54.00	-2.73	8.37	3	Vertical	145	1.75	-	42.90	31.70	6.00	29.33
AV	5.186G	108.41	Inf	-Inf	8.31	3	Vertical	145	1.75	-	100.10	31.63	6.02	29.34
PK	5.15G	73.78	74.00	-0.22	8.37	3	Vertical	145	1.75	-	65.41	31.70	6.00	29.33
PK	5.1854G	117.56	Inf	-Inf	8.31	3	Vertical	145	1.75	-	109.25	31.63	6.02	29.34

802.11a_Nss1,(6Mbps)_2TX

5180MHz_TX

27/01/2020

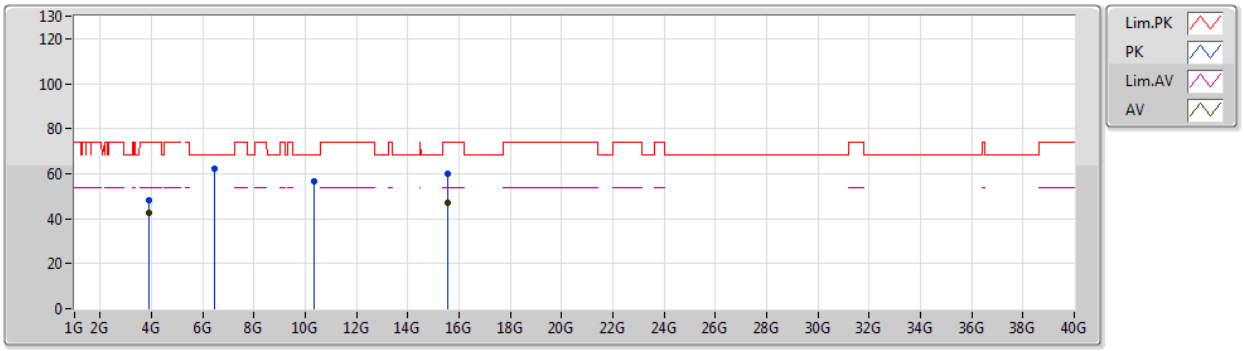

Type	Freq	Level	Limit	Margin	Factor	Dist	Condition	Azimuth	Height	Comment	Raw	AF	CL	PA
	(Hz)	(dBuV/m)	(dBuV/m)	(dB)	(dB)	(m)		(°)	(m)		(dBuV)	(dB)	(dB)	(dB)
AV	3.88506G	42.73	54.00	-11.27	5.20	3	Vertical	354	1.46	-	37.53	29.64	5.19	29.63
AV	15.5451G	46.84	54.00	-7.16	17.51	3	Vertical	123	1.18	-	29.33	38.56	10.81	31.86
PK	3.88493G	47.96	74.00	-26.04	5.20	3	Vertical	354	1.46	-	42.76	29.64	5.19	29.63
PK	6.4805G	62.09	68.20	-6.11	10.97	3	Vertical	199	1.53	-	51.12	33.80	6.93	29.76
PK	10.35808G	56.77	68.20	-11.43	17.54	3	Vertical	66	2.69	-	39.23	39.37	8.69	30.52
PK	15.55434G	60.01	74.00	-13.99	17.48	3	Vertical	123	1.18	-	42.53	38.52	10.82	31.86

802.11a_Nss1,(6Mbps)_2TX

5180MHz_TX

27/01/2020

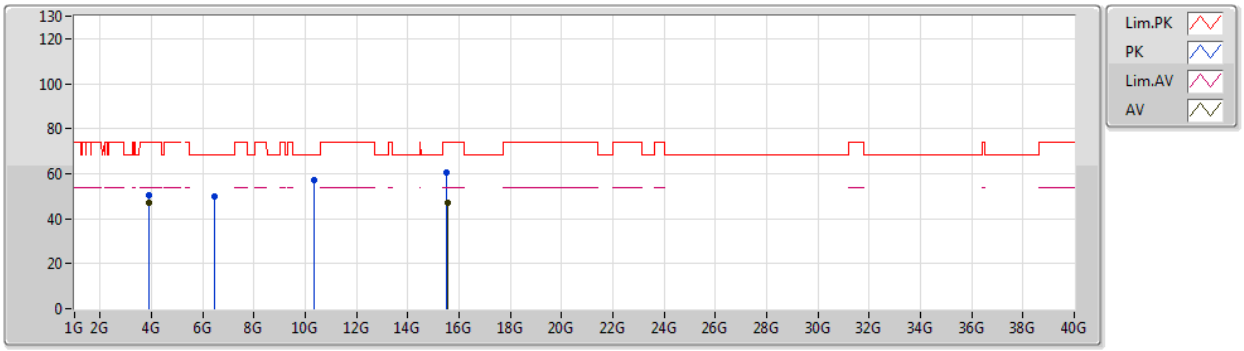

Type	Freq	Level	Limit	Margin	Factor	Dist	Condition	Azimuth	Height	Comment	Raw	AF	CL	PA
	(Hz)	(dBuV/m)	(dBuV/m)	(dB)	(dB)	(m)		(°)	(m)		(dBuV)	(dB)	(dB)	(dB)
AV	3.88503G	46.84	54.00	-7.16	5.20	3	Horizontal	348	1.75	-	41.64	29.64	5.19	29.63
AV	15.53328G	47.02	54.00	-6.98	17.56	3	Horizontal	66	2.33	-	29.46	38.61	10.81	31.86
PK	3.88509G	50.31	74.00	-23.69	5.20	3	Horizontal	348	1.75	-	45.11	29.64	5.19	29.63
PK	6.4745G	49.86	68.20	-18.34	10.93	3	Horizontal	237	1.46	-	38.93	33.77	6.92	29.76
PK	10.35652G	57.09	68.20	-11.11	17.53	3	Horizontal	310	1.50	-	39.56	39.36	8.69	30.52
PK	15.52662G	60.76	74.00	-13.24	17.59	3	Horizontal	66	2.33	-	43.17	38.64	10.81	31.86

802.11a_Nss1,(6Mbps)_2TX

5200MHz_TX

27/01/2020

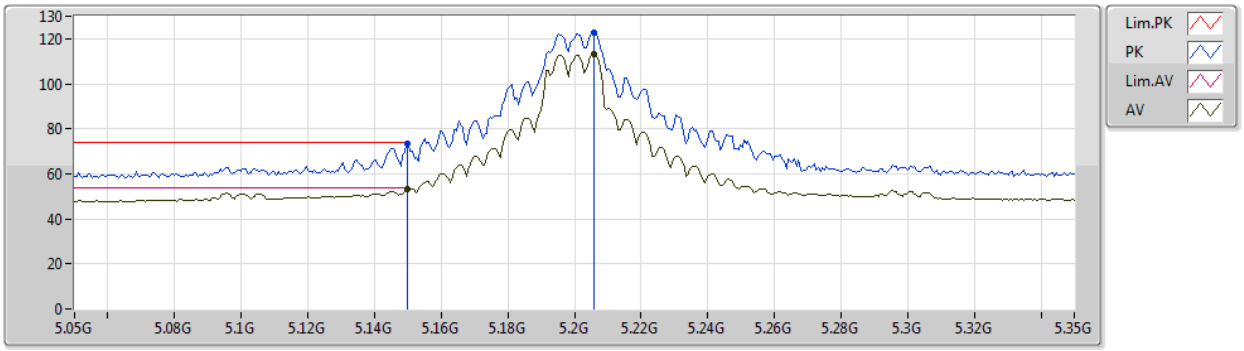

Type	Freq	Level	Limit	Margin	Factor	Dist	Condition	Azimuth	Height	Comment	Raw	AF	CL	PA
	(Hz)	(dBuV/m)	(dBuV/m)	(dB)	(dB)	(m)		(°)	(m)		(dBuV)	(dB)	(dB)	(dB)
AV	5.15G	53.43	54.00	-0.57	8.37	3	Vertical	179	1.60	-	45.06	31.70	6.00	29.33
AV	5.206G	113.17	Inf	-Inf	8.27	3	Vertical	179	1.60	-	104.90	31.58	6.03	29.34
PK	5.15G	73.19	74.00	-0.81	8.37	3	Vertical	179	1.60	-	64.82	31.70	6.00	29.33
PK	5.206G	122.53	Inf	-Inf	8.27	3	Vertical	179	1.60	-	114.26	31.58	6.03	29.34

802.11a_Nss1,(6Mbps)_2TX

5200MHz_TX

27/01/2020

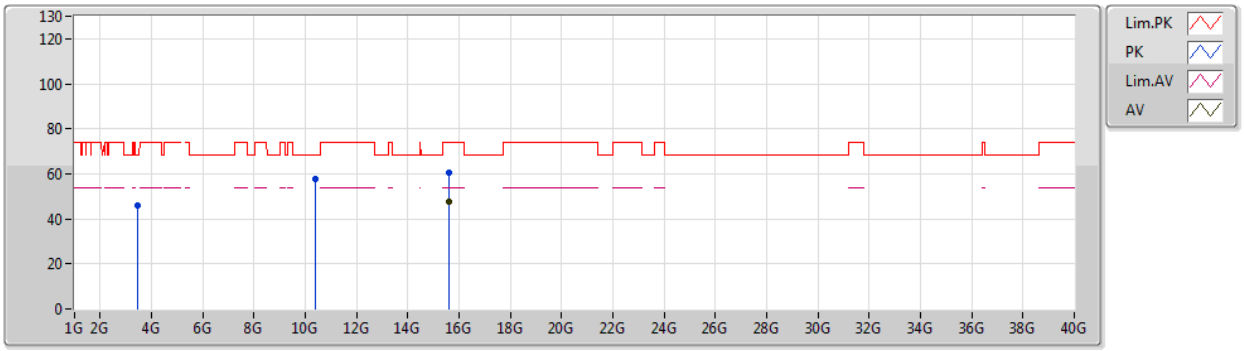

Type	Freq	Level	Limit	Margin	Factor	Dist	Condition	Azimuth	Height	Comment	Raw	AF	CL	PA
	(Hz)	(dBuV/m)	(dBuV/m)	(dB)	(dB)	(m)		(°)	(m)		(dBuV)	(dB)	(dB)	(dB)
AV	15.60054G	47.79	54.00	-6.21	17.28	3	Vertical	342	1.45	-	30.51	38.32	10.83	31.87
PK	3.46658G	45.70	68.20	-22.50	3.50	3	Vertical	347	1.40	-	42.20	28.43	4.88	29.81
PK	10.40498G	57.90	68.20	-10.30	17.62	3	Vertical	74	1.47	-	40.28	39.43	8.73	30.54
PK	15.6051G	60.69	74.00	-13.31	17.27	3	Vertical	342	1.45	-	43.42	38.30	10.84	31.87

802.11a_Nss1,(6Mbps)_2TX

5200MHz_TX

27/01/2020

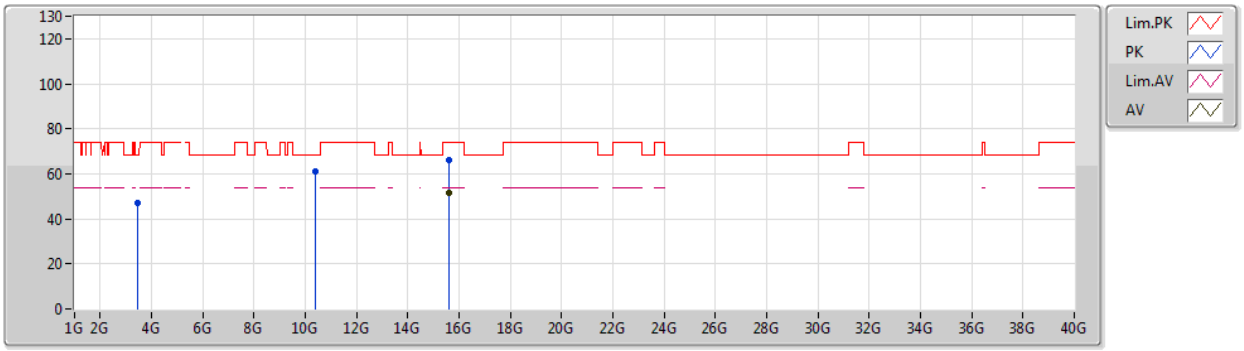

Type	Freq	Level	Limit	Margin	Factor	Dist	Condition	Azimuth	Height	Comment	Raw	AF	CL	PA
	(Hz)	(dBuV/m)	(dBuV/m)	(dB)	(dB)	(m)		(°)	(m)		(dBuV)	(dB)	(dB)	(dB)
AV	15.60132G	51.37	54.00	-2.63	17.27	3	Horizontal	336	1.76	-	34.10	38.31	10.83	31.87
PK	3.46668G	46.79	68.20	-21.41	3.50	3	Horizontal	61	2.11	-	43.29	28.43	4.88	29.81
PK	10.40066G	60.87	68.20	-7.33	17.60	3	Horizontal	56	1.49	-	43.27	39.42	8.72	30.54
PK	15.6015G	66.14	74.00	-7.86	17.27	3	Horizontal	336	1.76	-	48.87	38.31	10.83	31.87

802.11a_Nss1,(6Mbps)_2TX

5240MHz_TX

27/01/2020

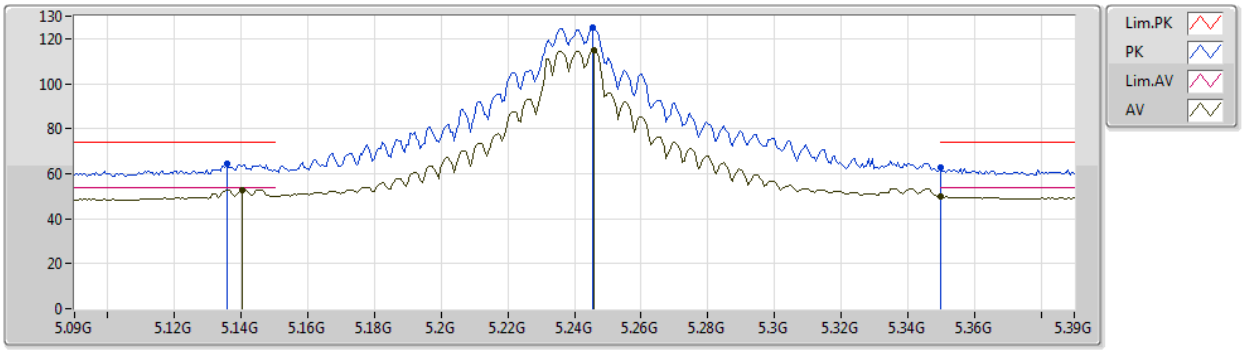

Type	Freq	Level	Limit	Margin	Factor	Dist	Condition	Azimuth	Height	Comment	Raw	AF	CL	PA
	(Hz)	(dBuV/m)	(dBuV/m)	(dB)	(dB)	(m)		(°)	(m)		(dBuV)	(dB)	(dB)	(dB)
AV	5.1404G	52.84	54.00	-1.16	8.39	3	Vertical	179	1.56	-	44.45	31.72	6.00	29.33
AV	5.246G	114.87	Inf	-Inf	8.17	3	Vertical	179	1.56	-	106.70	31.46	6.05	29.34
AV	5.35G	50.02	54.00	-3.98	8.15	3	Vertical	179	1.56	-	41.87	31.40	6.11	29.36
PK	5.1356G	64.40	74.00	-9.60	8.39	3	Vertical	179	1.56	-	56.01	31.73	5.99	29.33
PK	5.2454G	124.78	Inf	-Inf	8.17	3	Vertical	179	1.56	-	116.61	31.46	6.05	29.34
PK	5.35G	62.64	74.00	-11.36	8.15	3	Vertical	179	1.56	-	54.49	31.40	6.11	29.36

802.11a_Nss1,(6Mbps)_2TX

5240MHz_TX

27/01/2020

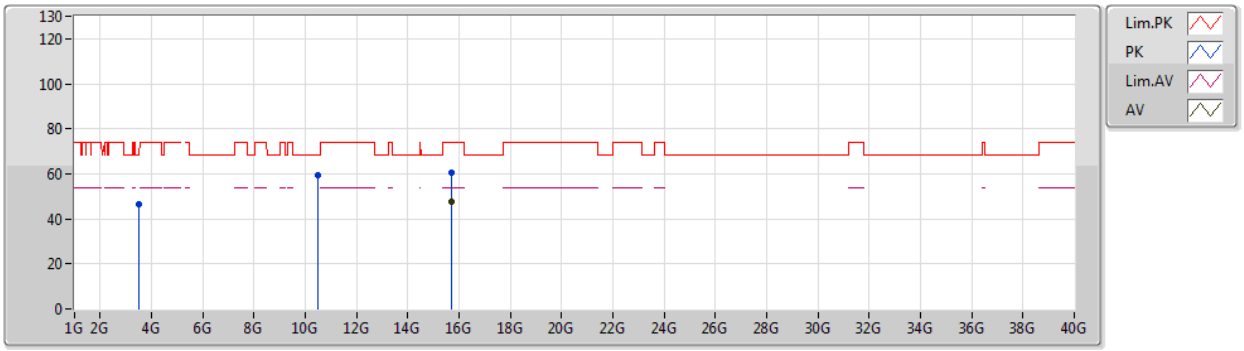

Type	Freq	Level	Limit	Margin	Factor	Dist	Condition	Azimuth	Height	Comment	Raw	AF	CL	PA
	(Hz)	(dBuV/m)	(dBuV/m)	(dB)	(dB)	(m)		(°)	(m)		(dBuV)	(dB)	(dB)	(dB)
AV	15.72114G	47.48	54.00	-6.52	16.78	3	Vertical	27	1.46	-	30.70	37.80	10.88	31.90
PK	3.49319G	46.42	68.20	-21.78	3.67	3	Vertical	345	1.08	-	42.75	28.57	4.90	29.80
PK	10.47748G	59.46	68.20	-8.74	17.72	3	Vertical	97	2.07	-	41.74	39.52	8.77	30.57
PK	15.7209G	60.43	74.00	-13.57	16.78	3	Vertical	27	1.46	-	43.65	37.80	10.88	31.90

802.11a_Nss1,(6Mbps)_2TX

5240MHz_TX

27/01/2020

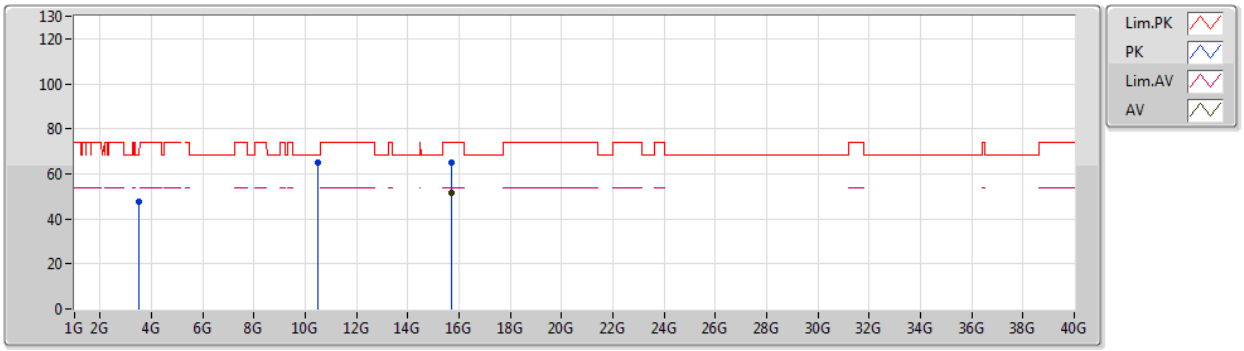

Type	Freq	Level	Limit	Margin	Factor	Dist	Condition	Azimuth	Height	Comment	Raw	AF	CL	PA
	(Hz)	(dBuV/m)	(dBuV/m)	(dB)	(dB)	(m)		(°)	(m)		(dBuV)	(dB)	(dB)	(dB)
AV	15.72138G	51.76	54.00	-2.24	16.78	3	Horizontal	335	1.71	-	34.98	37.80	10.88	31.90
PK	3.49343G	47.46	68.20	-20.74	3.67	3	Horizontal	360	1.01	-	43.79	28.57	4.90	29.80
PK	10.48114G	64.92	68.20	-3.28	17.74	3	Horizontal	55	1.51	-	47.18	39.53	8.78	30.57
PK	15.72126G	65.12	74.00	-8.88	16.78	3	Horizontal	335	1.71	-	48.34	37.80	10.88	31.90

802.11a_Nss1,(6Mbps)_2TX

5260MHz_TX

27/01/2020

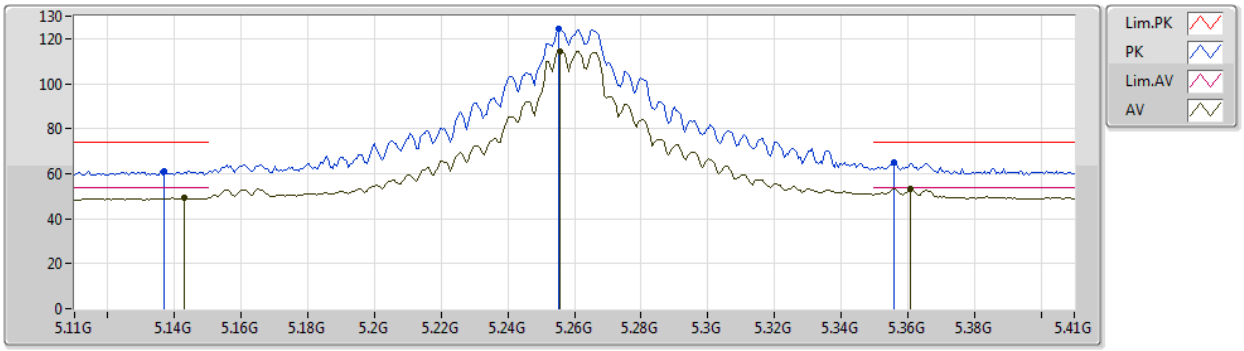

Type	Freq	Level	Limit	Margin	Factor	Dist	Condition	Azimuth	Height	Comment	Raw	AF	CL	PA
	(Hz)	(dBuV/m)	(dBuV/m)	(dB)	(dB)	(m)		(°)	(m)		(dBuV)	(dB)	(dB)	(dB)
AV	5.143G	49.19	54.00	-4.81	8.38	3	Vertical	179	1.69	-	40.81	31.71	6.00	29.33
AV	5.2558G	114.43	Inf	-Inf	8.14	3	Vertical	179	1.69	-	106.29	31.43	6.06	29.35
AV	5.3608G	53.25	54.00	-0.75	8.17	3	Vertical	179	1.69	-	45.08	31.42	6.11	29.36
PK	5.137G	61.11	74.00	-12.89	8.39	3	Vertical	179	1.69	-	52.72	31.73	5.99	29.33
PK	5.2552G	124.42	Inf	-Inf	8.14	3	Vertical	179	1.69	-	116.28	31.43	6.06	29.35
PK	5.356G	64.92	74.00	-9.08	8.16	3	Vertical	179	1.69	-	56.76	31.41	6.11	29.36

802.11a_Nss1,(6Mbps)_2TX

5260MHz_TX

27/01/2020

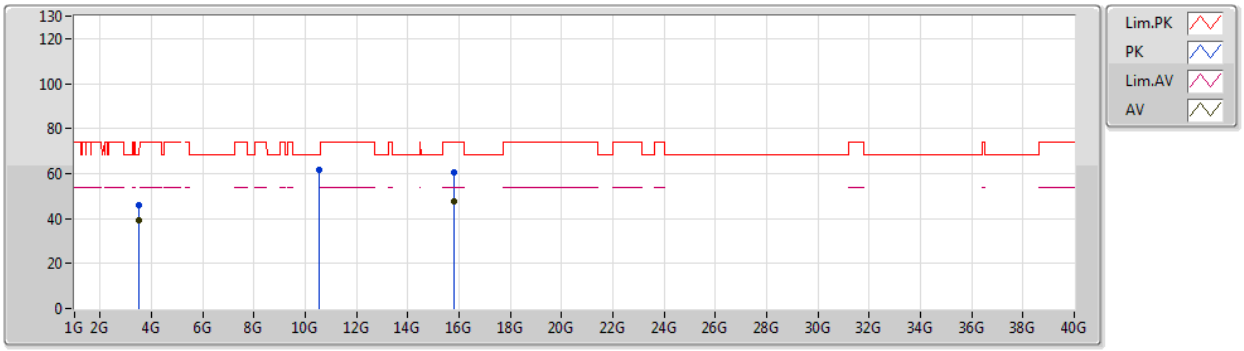

Type	Freq	Level	Limit	Margin	Factor	Dist	Condition	Azimuth	Height	Comment	Raw	AF	CL	PA
	(Hz)	(dBuV/m)	(dBuV/m)	(dB)	(dB)	(m)		(°)	(m)		(dBuV)	(dB)	(dB)	(dB)
AV	3.50669G	39.15	54.00	-14.85	3.74	3	Vertical	345	1.50	-	35.41	28.63	4.91	29.80
AV	15.78G	47.35	54.00	-6.65	16.54	3	Vertical	345	1.42	-	30.81	37.55	10.90	31.91
PK	3.50657G	45.91	74.00	-28.09	3.73	3	Vertical	345	1.50	-	42.18	28.63	4.90	29.80
PK	10.51772G	61.37	68.20	-6.83	17.78	3	Vertical	99	2.05	-	43.59	39.57	8.80	30.59
PK	15.77988G	60.49	74.00	-13.51	16.54	3	Vertical	345	1.42	-	43.95	37.55	10.90	31.91

802.11a_Nss1,(6Mbps)_2TX

5260MHz_TX

27/01/2020

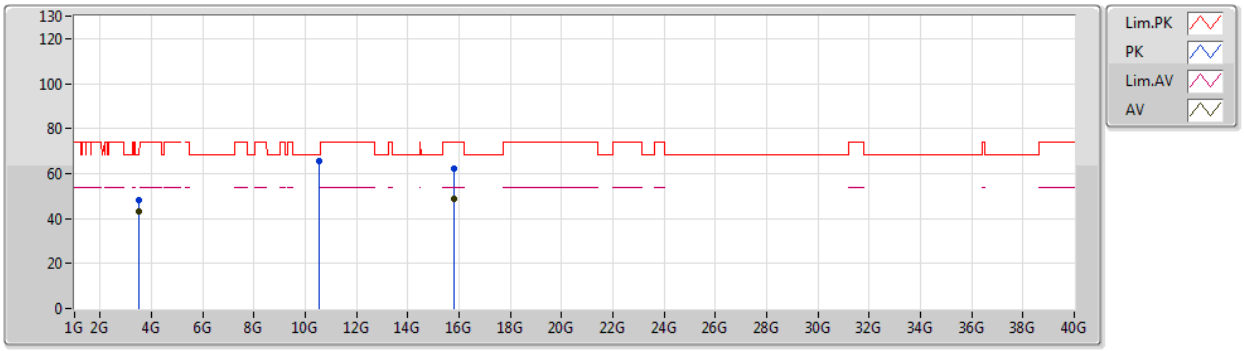

Type	Freq	Level	Limit	Margin	Factor	Dist	Condition	Azimuth	Height	Comment	Raw	AF	CL	PA
	(Hz)	(dBuV/m)	(dBuV/m)	(dB)	(dB)	(m)		(°)	(m)		(dBuV)	(dB)	(dB)	(dB)
AV	3.50667G	43.37	54.00	-10.63	3.74	3	Horizontal	349	1.01	-	39.63	28.63	4.91	29.80
AV	15.77976G	48.84	54.00	-5.16	16.54	3	Horizontal	327	1.45	-	32.30	37.55	10.90	31.91
PK	3.5066G	48.18	74.00	-25.82	3.74	3	Horizontal	349	1.01	-	44.44	28.63	4.91	29.80
PK	10.52102G	65.80	68.20	-2.40	17.79	3	Horizontal	56	1.50	-	48.01	39.58	8.80	30.59
PK	15.77958G	62.39	74.00	-11.61	16.54	3	Horizontal	327	1.45	-	45.85	37.55	10.90	31.91

802.11a_Nss1,(6Mbps)_2TX

5300MHz_TX

27/01/2020

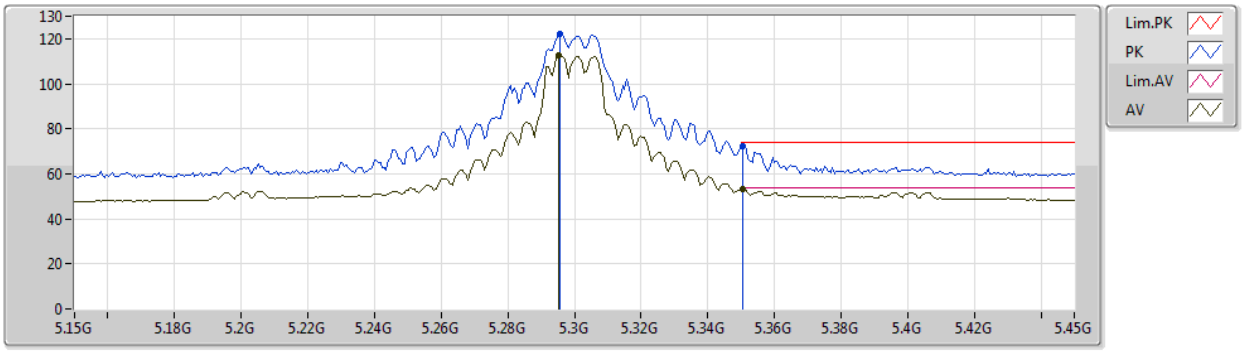

Type	Freq	Level	Limit	Margin	Factor	Dist	Condition	Azimuth	Height	Comment	Raw	AF	CL	PA
	(Hz)	(dBuV/m)	(dBuV/m)	(dB)	(dB)	(m)		(°)	(m)		(dBuV)	(dB)	(dB)	(dB)
AV	5.2952G	112.60	Inf	-Inf	8.04	3	Vertical	179	1.55	-	104.56	31.31	6.08	29.35
AV	5.3504G	53.42	54.00	-0.58	8.15	3	Vertical	179	1.55	-	45.27	31.40	6.11	29.36
PK	5.2958G	122.12	Inf	-Inf	8.04	3	Vertical	179	1.55	-	114.08	31.31	6.08	29.35
PK	5.3504G	72.10	74.00	-1.90	8.15	3	Vertical	179	1.55	-	63.95	31.40	6.11	29.36

802.11a_Nss1,(6Mbps)_2TX

5300MHz_TX

27/01/2020

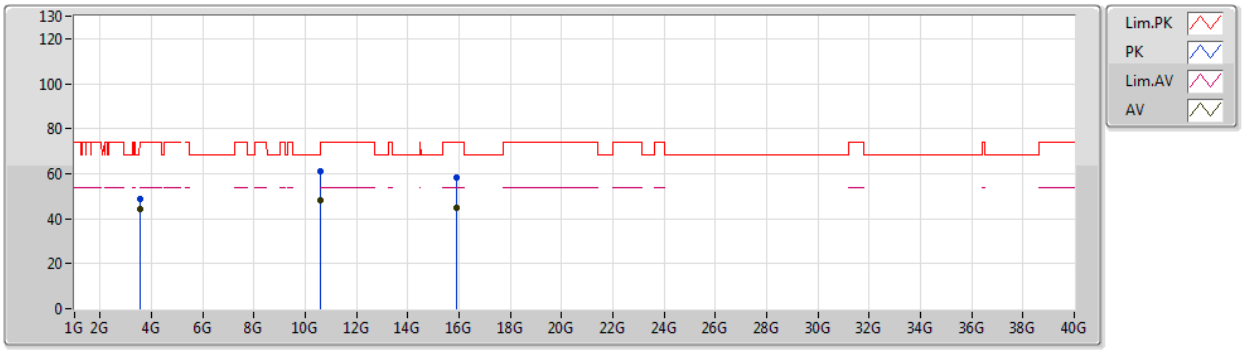

Type	Freq	Level	Limit	Margin	Factor	Dist	Condition	Azimuth	Height	Comment	Raw	AF	CL	PA
	(Hz)	(dBuV/m)	(dBuV/m)	(dB)	(dB)	(m)		(°)	(m)		(dBuV)	(dB)	(dB)	(dB)
AV	3.53333G	44.06	54.00	-9.94	3.91	3	Vertical	324	2.73	-	40.15	28.77	4.93	29.79
AV	10.6012G	48.35	54.00	-5.65	17.89	3	Vertical	347	1.52	-	30.46	39.68	8.86	30.65
AV	15.9018G	44.63	54.00	-9.37	16.03	3	Vertical	25	1.50	-	28.60	37.02	10.95	31.94
PK	3.53332G	48.50	74.00	-25.50	3.91	3	Vertical	324	2.73	-	44.59	28.77	4.93	29.79
PK	10.60096G	61.28	74.00	-12.72	17.89	3	Vertical	347	1.52	-	43.39	39.68	8.86	30.65
PK	15.90162G	58.36	74.00	-15.64	16.03	3	Vertical	25	1.50	-	42.33	37.02	10.95	31.94

802.11a_Nss1,(6Mbps)_2TX

5300MHz_TX

27/01/2020

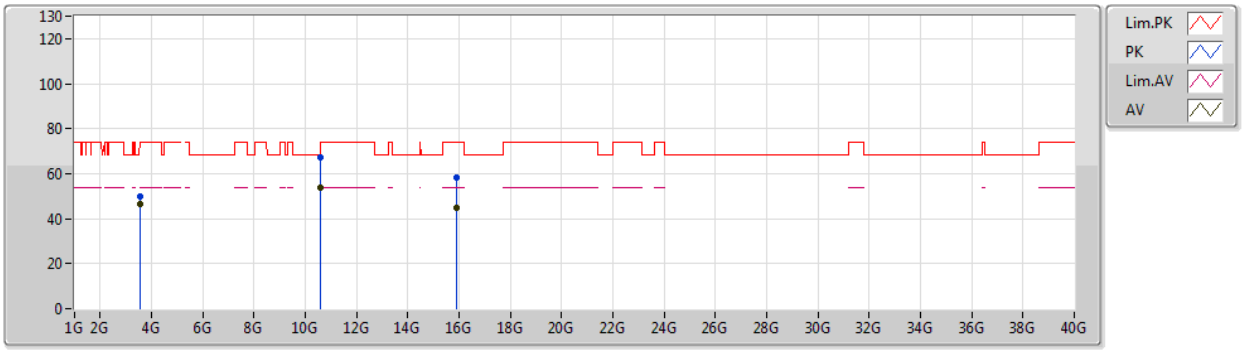

Type	Freq	Level	Limit	Margin	Factor	Dist	Condition	Azimuth	Height	Comment	Raw	AF	CL	PA
	(Hz)	(dBuV/m)	(dBuV/m)	(dB)	(dB)	(m)		(°)	(m)		(dBuV)	(dB)	(dB)	(dB)
AV	3.53335G	46.42	54.00	-7.58	3.91	3	Horizontal	353	1.10	-	42.51	28.77	4.93	29.79
AV	10.6009G	53.83	54.00	-0.17	17.89	3	Horizontal	88	1.65	-	35.94	39.68	8.86	30.65
AV	15.89892G	44.65	54.00	-9.35	16.04	3	Horizontal	32	1.49	-	28.61	37.03	10.95	31.94
PK	3.53336G	49.88	74.00	-24.12	3.91	3	Horizontal	353	1.10	-	45.97	28.77	4.93	29.79
PK	10.60096G	67.01	74.00	-6.99	17.89	3	Horizontal	88	1.65	-	49.12	39.68	8.86	30.65
PK	15.89418G	58.05	74.00	-15.95	16.07	3	Horizontal	32	1.49	-	41.98	37.06	10.95	31.94

802.11a_Nss1,(6Mbps)_2TX

5320MHz_TX

27/01/2020

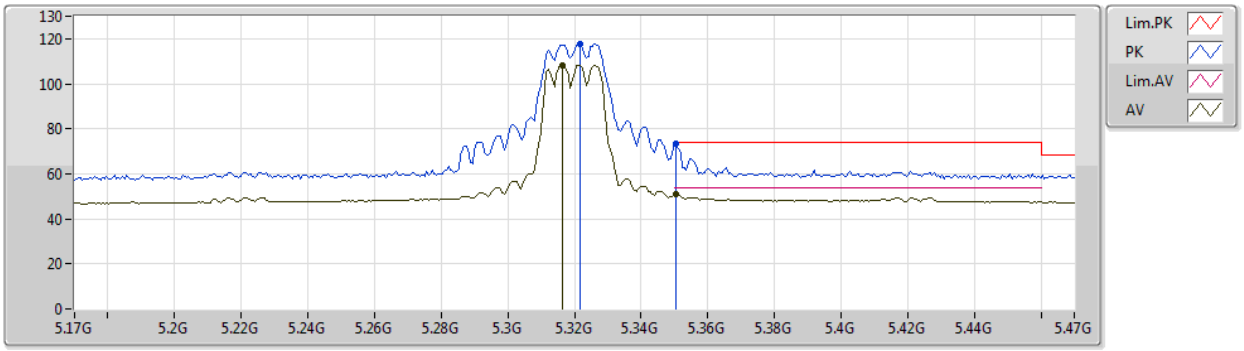

Type	Freq	Level	Limit	Margin	Factor	Dist	Condition	Azimuth	Height	Comment	Raw	AF	CL	PA
	(Hz)	(dBuV/m)	(dBuV/m)	(dB)	(dB)	(m)		(°)	(m)		(dBuV)	(dB)	(dB)	(dB)
AV	5.3164G	108.40	Inf	-Inf	8.07	3	Vertical	144	1.70	-	100.33	31.33	6.09	29.35
AV	5.3506G	50.73	54.00	-3.27	8.15	3	Vertical	144	1.70	-	42.58	31.40	6.11	29.36
PK	5.3218G	117.58	Inf	-Inf	8.08	3	Vertical	144	1.70	-	109.50	31.34	6.09	29.35
PK	5.3506G	73.62	74.00	-0.38	8.15	3	Vertical	144	1.70	-	65.47	31.40	6.11	29.36

802.11a_Nss1,(6Mbps)_2TX

5320MHz_TX

27/01/2020

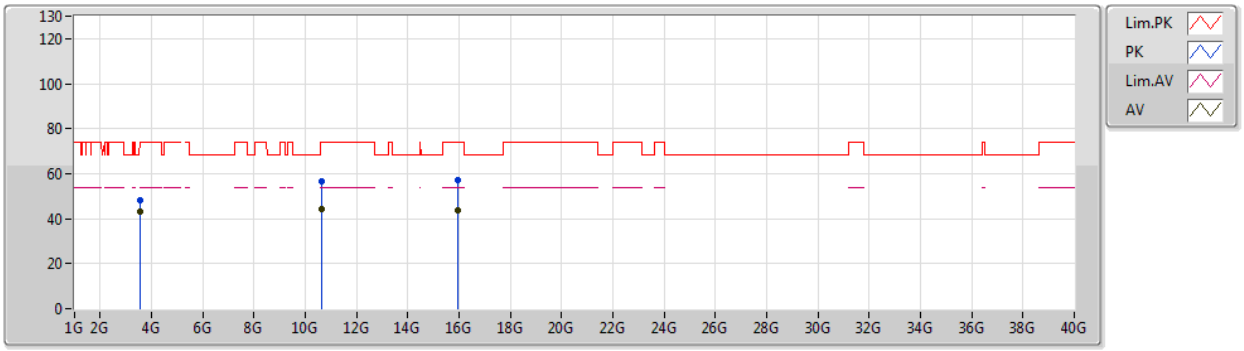

Type	Freq	Level	Limit	Margin	Factor	Dist	Condition	Azimuth	Height	Comment	Raw	AF	CL	PA
	(Hz)	(dBuV/m)	(dBuV/m)	(dB)	(dB)	(m)		(°)	(m)		(dBuV)	(dB)	(dB)	(dB)
AV	3.54671G	43.33	54.00	-10.67	3.99	3	Vertical	317	2.68	-	39.34	28.83	4.94	29.78
AV	10.64144G	44.30	54.00	-9.70	17.94	3	Vertical	0	1.50	-	26.36	39.73	8.89	30.68
AV	15.9738G	43.81	54.00	-10.19	15.74	3	Vertical	49	1.16	-	28.07	36.71	10.98	31.95
PK	3.54664G	48.19	74.00	-25.81	3.99	3	Vertical	317	2.68	-	44.20	28.83	4.94	29.78
PK	10.64678G	56.80	74.00	-17.20	17.95	3	Vertical	0	1.50	-	38.85	39.74	8.89	30.68
PK	15.95454G	57.21	74.00	-16.79	15.82	3	Vertical	49	1.16	-	41.39	36.80	10.97	31.95

802.11a_Nss1,(6Mbps)_2TX

5320MHz_TX

27/01/2020

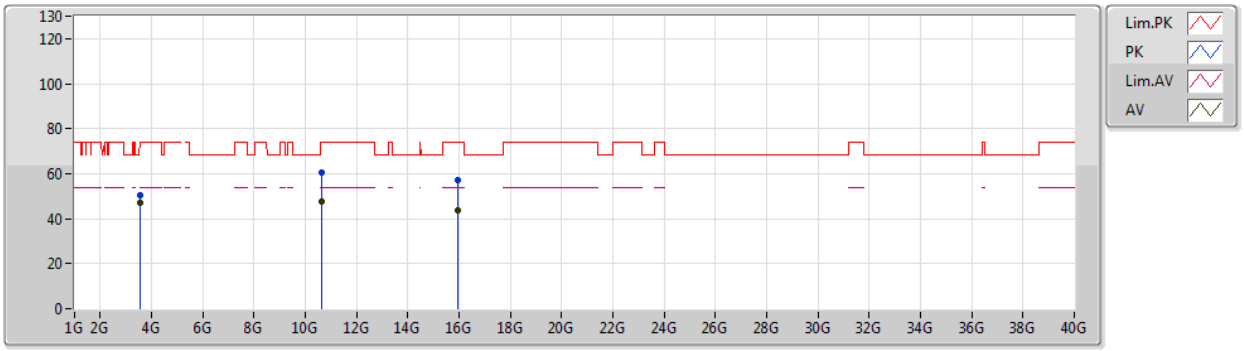

Type	Freq	Level	Limit	Margin	Factor	Dist	Condition	Azimuth	Height	Comment	Raw	AF	CL	PA
	(Hz)	(dBuV/m)	(dBuV/m)	(dB)	(dB)	(m)		(°)	(m)		(dBuV)	(dB)	(dB)	(dB)
AV	3.54667G	47.06	54.00	-6.94	3.99	3	Horizontal	341	1.04	-	43.07	28.83	4.94	29.78
AV	10.64156G	47.86	54.00	-6.14	17.94	3	Horizontal	89	1.49	-	29.92	39.73	8.89	30.68
AV	15.9747G	43.95	54.00	-10.05	15.74	3	Horizontal	93	1.78	-	28.21	36.71	10.98	31.95
PK	3.54674G	50.29	74.00	-23.71	3.99	3	Horizontal	341	1.04	-	46.30	28.83	4.94	29.78
PK	10.64144G	60.67	74.00	-13.33	17.94	3	Horizontal	89	1.49	-	42.73	39.73	8.89	30.68
PK	15.9693G	57.10	74.00	-16.90	15.76	3	Horizontal	93	1.78	-	41.34	36.73	10.98	31.95

802.11a_Nss1,(6Mbps)_2TX

5500MHz_TX

27/01/2020

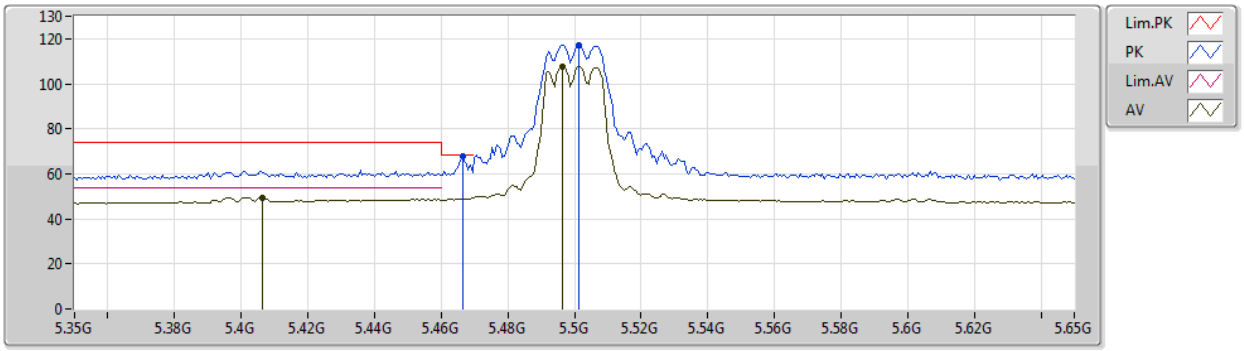

Type	Freq	Level	Limit	Margin	Factor	Dist	Condition	Azimuth	Height	Comment	Raw	AF	CL	PA
	(Hz)	(dBuV/m)	(dBuV/m)	(dB)	(dB)	(m)		(°)	(m)		(dBuV)	(dB)	(dB)	(dB)
AV	5.4064G	49.55	54.00	-4.45	8.31	3	Vertical	146	1.63	-	41.24	31.53	6.14	29.36
AV	5.4964G	107.60	Inf	-Inf	8.71	3	Vertical	146	1.63	-	98.89	31.89	6.19	29.37
PK	5.4664G	67.83	68.20	-0.37	8.57	3	Vertical	146	1.63	-	59.26	31.77	6.17	29.37
PK	5.5012G	116.93	Inf	-Inf	8.72	3	Vertical	146	1.63	-	108.21	31.90	6.19	29.37

802.11a_Nss1,(6Mbps)_2TX

5500MHz_TX

27/01/2020

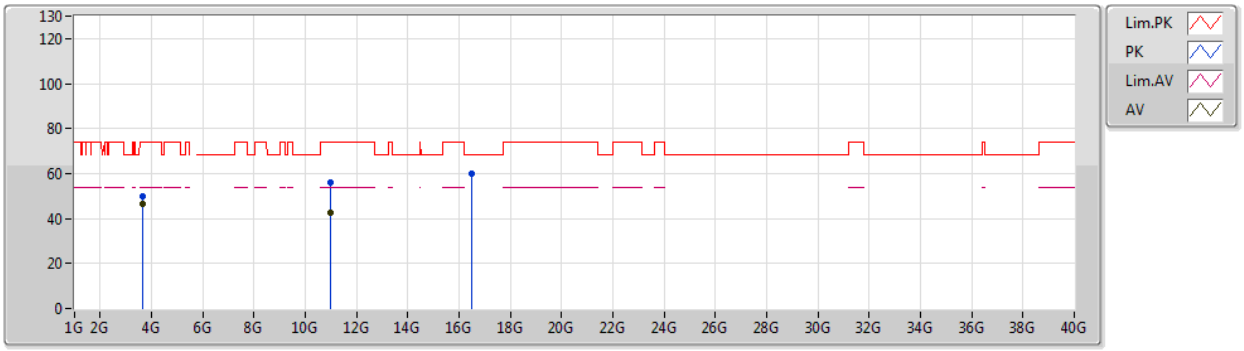

Type	Freq	Level	Limit	Margin	Factor	Dist	Condition	Azimuth	Height	Comment	Raw	AF	CL	PA
	(Hz)	(dBuV/m)	(dBuV/m)	(dB)	(dB)	(m)		(°)	(m)		(dBuV)	(dB)	(dB)	(dB)
AV	3.66671G	46.25	54.00	-7.75	4.40	3	Vertical	323	2.64	-	41.85	29.10	5.03	29.73
AV	10.99832G	42.65	54.00	-11.35	18.41	3	Vertical	336	2.85	-	24.24	40.20	9.13	30.92
PK	3.66666G	49.63	74.00	-24.37	4.40	3	Vertical	323	2.64	-	45.23	29.10	5.03	29.73
PK	10.9982G	55.80	74.00	-18.20	18.41	3	Vertical	336	2.85	-	37.39	40.20	9.13	30.92
PK	16.50756G	59.89	68.20	-8.31	17.85	3	Vertical	293	2.26	-	42.04	38.38	11.16	31.69

802.11a_Nss1,(6Mbps)_2TX

5500MHz_TX

27/01/2020

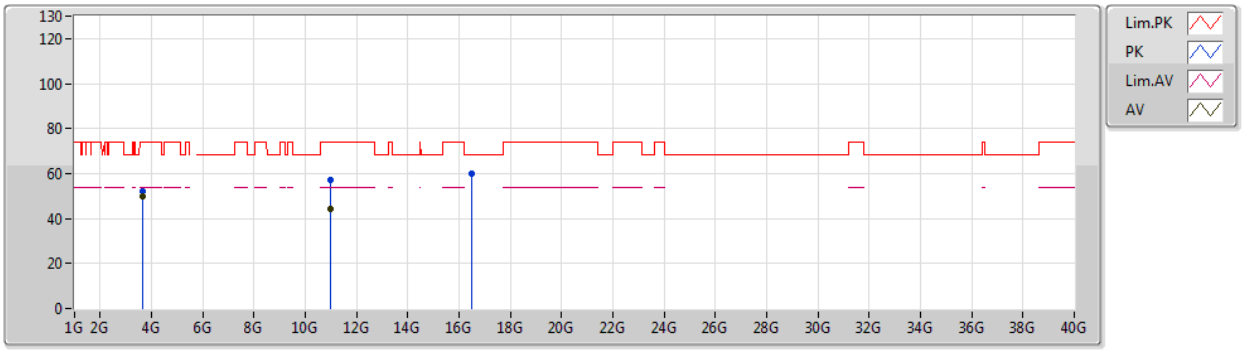

Type	Freq	Level	Limit	Margin	Factor	Dist	Condition	Azimuth	Height	Comment	Raw	AF	CL	PA
	(Hz)	(dBuV/m)	(dBuV/m)	(dB)	(dB)	(m)		(°)	(m)		(dBuV)	(dB)	(dB)	(dB)
AV	3.66668G	49.94	54.00	-4.06	4.40	3	Horizontal	339	1.01	-	45.54	29.10	5.03	29.73
AV	10.9979G	44.36	54.00	-9.64	18.41	3	Horizontal	360	1.71	-	25.95	40.20	9.13	30.92
PK	3.66669G	52.24	74.00	-21.76	4.40	3	Horizontal	339	1.01	-	47.84	29.10	5.03	29.73
PK	10.99754G	57.00	74.00	-17.00	18.41	3	Horizontal	360	1.71	-	38.59	40.20	9.13	30.92
PK	16.49706G	60.13	68.20	-8.07	17.80	3	Horizontal	249	1.49	-	42.33	38.34	11.15	31.69

802.11a_Nss1,(6Mbps)_2TX

5580MHz_TX

27/01/2020

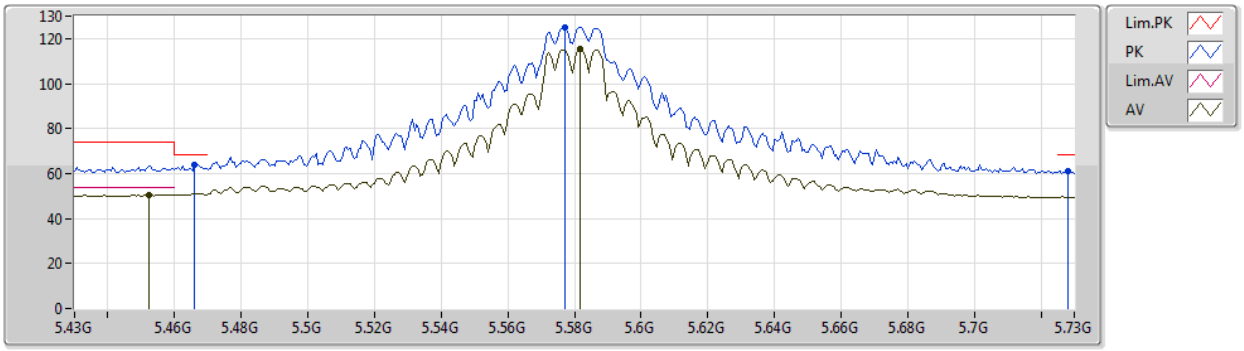

Type	Freq	Level	Limit	Margin	Factor	Dist	Condition	Azimuth	Height	Comment	Raw	AF	CL	PA
	(Hz)	(dBuV/m)	(dBuV/m)	(dB)	(dB)	(m)		(°)	(m)		(dBuV)	(dB)	(dB)	(dB)
AV	5.4522G	50.53	54.00	-3.47	8.50	3	Vertical	145	1.55	-	42.03	31.71	6.16	29.37
AV	5.5818G	115.20	Inf	-Inf	8.63	3	Vertical	145	1.55	-	106.57	31.74	6.26	29.37
PK	5.466G	64.01	68.20	-4.19	8.56	3	Vertical	145	1.55	-	55.45	31.76	6.17	29.37
PK	5.577G	125.01	Inf	-Inf	8.63	3	Vertical	145	1.55	-	116.38	31.75	6.25	29.37
PK	5.7282G	61.18	68.20	-7.02	8.87	3	Vertical	145	1.55	-	52.31	31.86	6.37	29.36

802.11a_Nss1,(6Mbps)_2TX

5580MHz_TX

27/01/2020

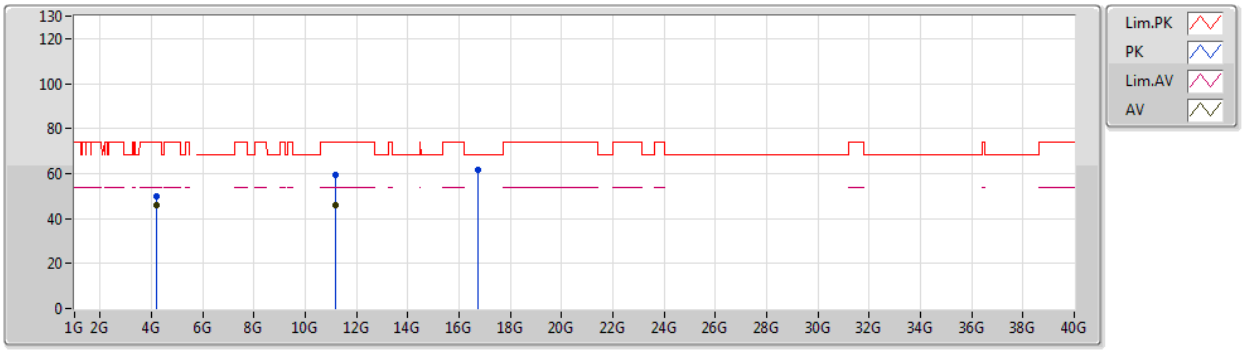

Type	Freq	Level	Limit	Margin	Factor	Dist	Condition	Azimuth	Height	Comment	Raw	AF	CL	PA
	(Hz)	(dBuV/m)	(dBuV/m)	(dB)	(dB)	(m)		(°)	(m)		(dBuV)	(dB)	(dB)	(dB)
AV	4.18501G	45.97	54.00	-8.03	5.68	3	Vertical	41	1.26	-	40.29	29.87	5.38	29.57
AV	11.15862G	45.85	54.00	-8.15	18.33	3	Vertical	332	1.50	-	27.52	39.96	9.24	30.87
PK	4.18511G	49.61	74.00	-24.39	5.68	3	Vertical	41	1.26	-	43.93	29.87	5.38	29.57
PK	11.15778G	59.28	74.00	-14.72	18.33	3	Vertical	332	1.50	-	40.95	39.96	9.24	30.87
PK	16.7439G	61.60	68.20	-6.60	18.75	3	Vertical	334	2.56	-	42.85	39.20	11.24	31.69

802.11a_Nss1,(6Mbps)_2TX

5580MHz_TX

27/01/2020

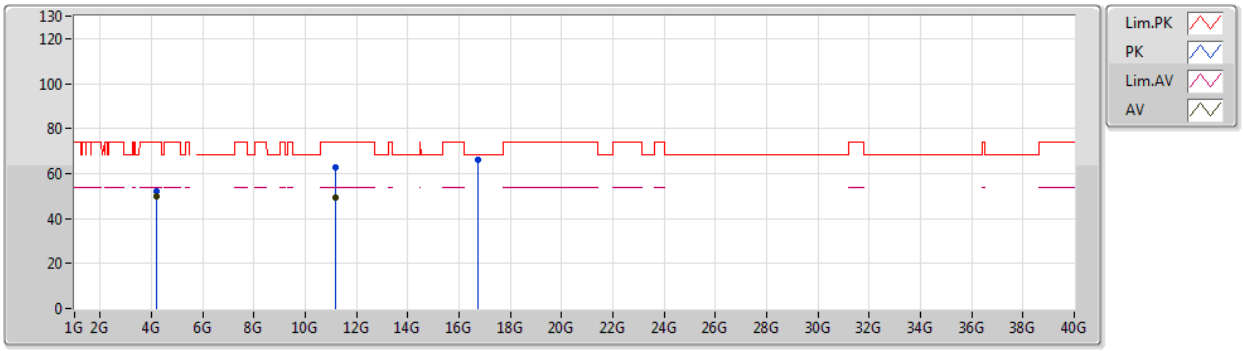

Type	Freq	Level	Limit	Margin	Factor	Dist	Condition	Azimuth	Height	Comment	Raw	AF	CL	PA
	(Hz)	(dBuV/m)	(dBuV/m)	(dB)	(dB)	(m)		(°)	(m)		(dBuV)	(dB)	(dB)	(dB)
AV	4.18503G	49.81	54.00	-4.19	5.68	3	Horizontal	34	1.29	-	44.13	29.87	5.38	29.57
AV	11.15844G	49.05	54.00	-4.95	18.33	3	Horizontal	40	1.49	-	30.72	39.96	9.24	30.87
PK	4.185G	52.24	74.00	-21.76	5.68	3	Horizontal	34	1.29	-	46.56	29.87	5.38	29.57
PK	11.1576G	62.92	74.00	-11.08	18.33	3	Horizontal	40	1.49	-	44.59	39.96	9.24	30.87
PK	16.73982G	66.30	68.20	-1.90	18.73	3	Horizontal	341	1.33	-	47.57	39.19	11.23	31.69

802.11a_Nss1,(6Mbps)_2TX

5700MHz_TX

27/01/2020

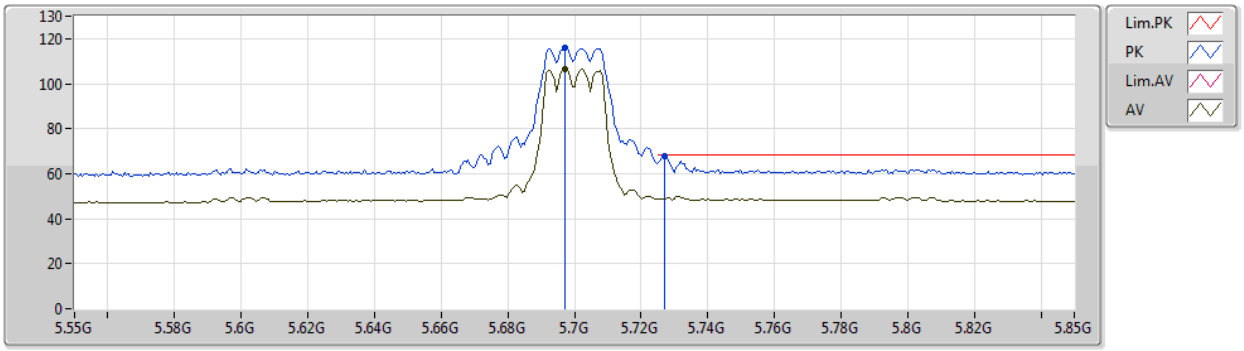

Type	Freq	Level	Limit	Margin	Factor	Dist	Condition	Azimuth	Height	Comment	Raw	AF	CL	PA
	(Hz)	(dBuV/m)	(dBuV/m)	(dB)	(dB)	(m)		(°)	(m)		(dBuV)	(dB)	(dB)	(dB)
AV	5.697G	106.41	Inf	-Inf	8.79	3	Vertical	146	1.64	-	97.62	31.80	6.35	29.36
PK	5.697G	116.09	Inf	-Inf	8.79	3	Vertical	146	1.64	-	107.30	31.80	6.35	29.36
PK	5.727G	67.95	68.20	-0.25	8.86	3	Vertical	146	1.64	-	59.09	31.85	6.37	29.36

802.11a_Nss1,(6Mbps)_2TX

5700MHz_TX

27/01/2020

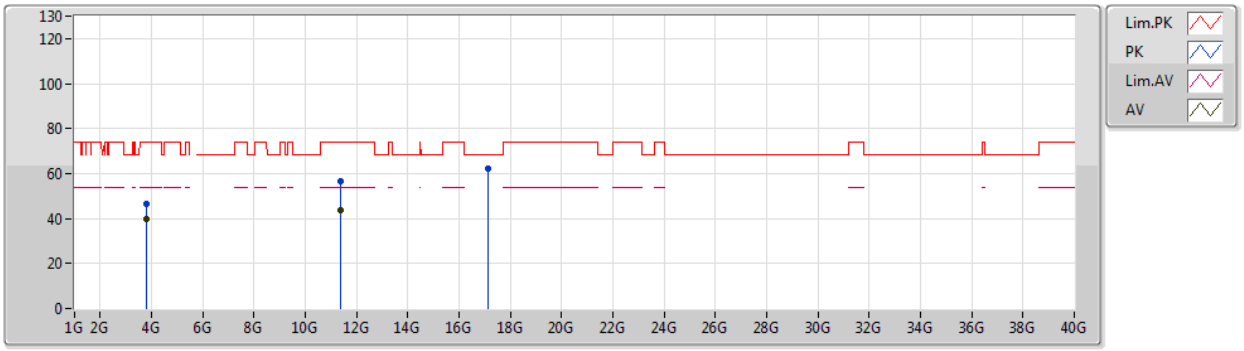

Type	Freq	Level	Limit	Margin	Factor	Dist	Condition	Azimuth	Height	Comment	Raw	AF	CL	PA
	(Hz)	(dBuV/m)	(dBuV/m)	(dB)	(dB)	(m)		(°)	(m)		(dBuV)	(dB)	(dB)	(dB)
AV	3.80006G	39.94	54.00	-14.06	4.76	3	Vertical	151	1.24	-	35.18	29.30	5.13	29.67
AV	11.39802G	43.51	54.00	-10.49	18.20	3	Vertical	24	1.64	-	25.31	39.60	9.40	30.80
PK	3.80006G	46.47	74.00	-27.53	4.76	3	Vertical	151	1.24	-	41.71	29.30	5.13	29.67
PK	11.39298G	56.38	74.00	-17.62	18.21	3	Vertical	24	1.64	-	38.17	39.61	9.40	30.80
PK	17.11362G	62.01	68.20	-6.19	20.58	3	Vertical	312	1.36	-	41.43	40.85	11.36	31.63

802.11a_Nss1,(6Mbps)_2TX

5700MHz_TX

27/01/2020

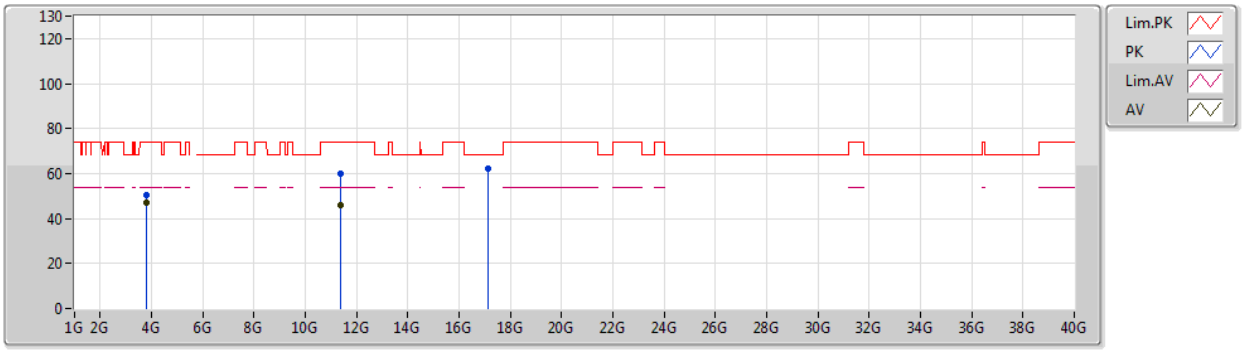

Type	Freq	Level	Limit	Margin	Factor	Dist	Condition	Azimuth	Height	Comment	Raw	AF	CL	PA
	(Hz)	(dBuV/m)	(dBuV/m)	(dB)	(dB)	(m)		(°)	(m)		(dBuV)	(dB)	(dB)	(dB)
AV	3.80001G	47.10	54.00	-6.90	4.76	3	Horizontal	351	1.92	-	42.34	29.30	5.13	29.67
AV	11.39898G	45.73	54.00	-8.27	18.21	3	Horizontal	59	1.27	-	27.52	39.60	9.41	30.80
PK	3.80003G	50.53	74.00	-23.47	4.76	3	Horizontal	351	1.92	-	45.77	29.30	5.13	29.67
PK	11.39946G	59.82	74.00	-14.18	18.21	3	Horizontal	59	1.27	-	41.61	39.60	9.41	30.80
PK	17.11032G	62.16	68.20	-6.04	20.56	3	Horizontal	336	1.50	-	41.60	40.83	11.36	31.63

802.11a_Nss1,(6Mbps)_2TX

27/01/2020

5720MHz Straddle 5.47-5.725GHz_TX

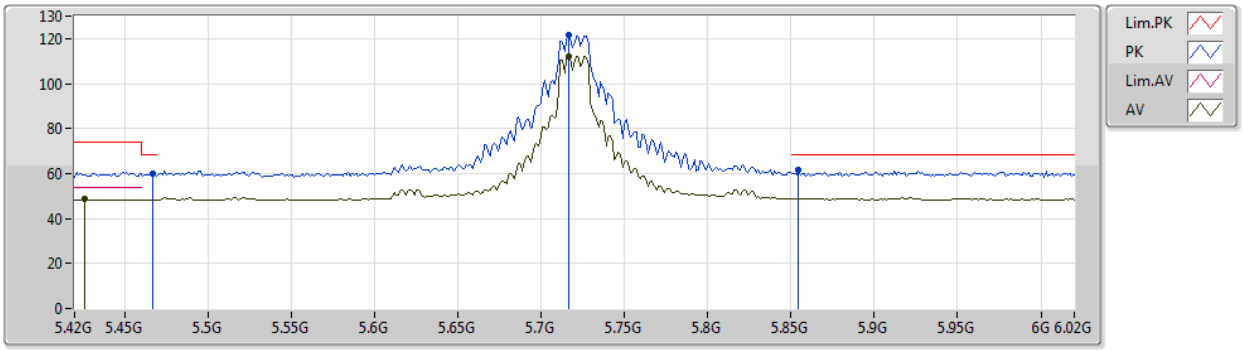

Type	Freq	Level	Limit	Margin	Factor	Dist	Condition	Azimuth	Height	Comment	Raw	AF	CL	PA
	(Hz)	(dBuV/m)	(dBuV/m)	(dB)	(dB)	(m)		(°)	(m)		(dBuV)	(dB)	(dB)	(dB)
AV	5.426G	48.58	54.00	-5.42	8.39	3	Vertical	180	1.54	-	40.19	31.60	6.15	29.36
AV	5.7164G	111.94	Inf	-Inf	8.83	3	Vertical	180	1.54	-	103.11	31.83	6.36	29.36
PK	5.4668G	60.11	68.20	-8.09	8.57	3	Vertical	180	1.54	-	51.54	31.77	6.17	29.37
PK	5.7164G	121.66	Inf	-Inf	8.83	3	Vertical	180	1.54	-	112.83	31.83	6.36	29.36
PK	5.8544G	61.46	68.20	-6.74	9.22	3	Vertical	180	1.54	-	52.24	32.11	6.47	29.36

802.11a_Nss1,(6Mbps)_2TX

5720MHz Straddle 5.47-5.725GHz_TX

27/01/2020

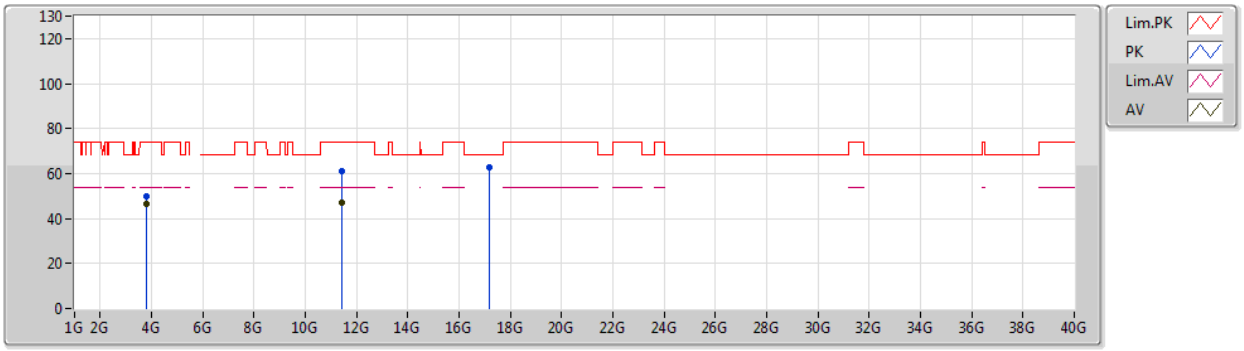

Type	Freq	Level	Limit	Margin	Factor	Dist	Condition	Azimuth	Height	Comment	Raw	AF	CL	PA
	(Hz)	(dBuV/m)	(dBuV/m)	(dB)	(dB)	(m)		(°)	(m)		(dBuV)	(dB)	(dB)	(dB)
AV	3.81336G	46.24	54.00	-7.76	4.83	3	Vertical	323	2.47	-	41.41	29.35	5.14	29.66
AV	11.44018G	47.11	54.00	-6.89	18.18	3	Vertical	0	1.65	-	28.93	39.54	9.43	30.79
PK	3.81344G	49.98	74.00	-24.02	4.83	3	Vertical	323	2.47	-	45.15	29.35	5.14	29.66
PK	11.44504G	61.02	74.00	-12.98	18.18	3	Vertical	0	1.65	-	42.84	39.53	9.44	30.79
PK	17.16438G	62.92	68.20	-5.28	20.94	3	Vertical	333	1.50	-	41.98	41.18	11.37	31.61

802.11a_Nss1,(6Mbps)_2TX

27/01/2020

5720MHz Straddle 5.47-5.725GHz_TX

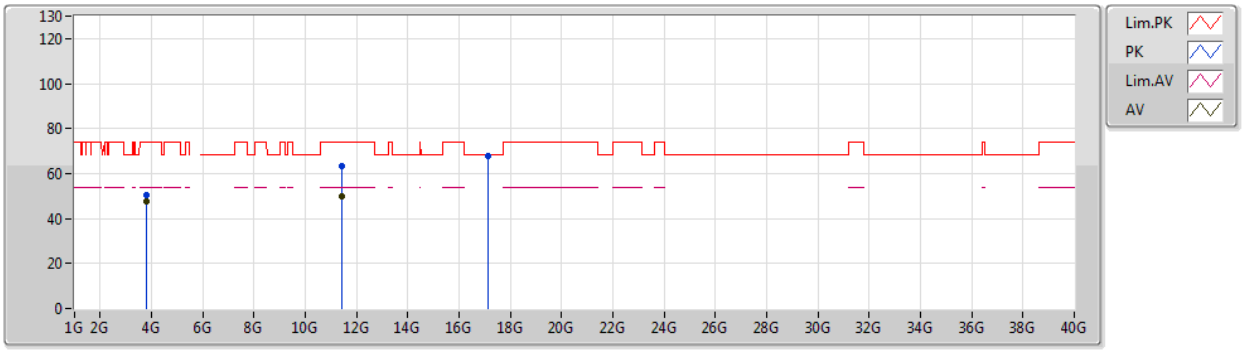

Type	Freq	Level	Limit	Margin	Factor	Dist	Condition	Azimuth	Height	Comment	Raw	AF	CL	PA
	(Hz)	(dBuV/m)	(dBuV/m)	(dB)	(dB)	(m)		(°)	(m)		(dBuV)	(dB)	(dB)	(dB)
AV	3.81333G	47.38	54.00	-6.62	4.83	3	Horizontal	352	1.76	-	42.55	29.35	5.14	29.66
AV	11.44048G	49.83	54.00	-4.17	18.18	3	Horizontal	61	1.99	-	31.65	39.54	9.43	30.79
PK	3.81333G	50.66	74.00	-23.34	4.83	3	Horizontal	352	1.76	-	45.83	29.35	5.14	29.66
PK	11.43568G	63.39	74.00	-10.61	18.19	3	Horizontal	61	1.99	-	45.20	39.55	9.43	30.79
PK	17.15376G	67.99	68.20	-0.21	20.87	3	Horizontal	339	2.63	-	47.12	41.11	11.37	31.61

802.11a_Nss1,(6Mbps)_2TX

5745MHz_TX

27/01/2020

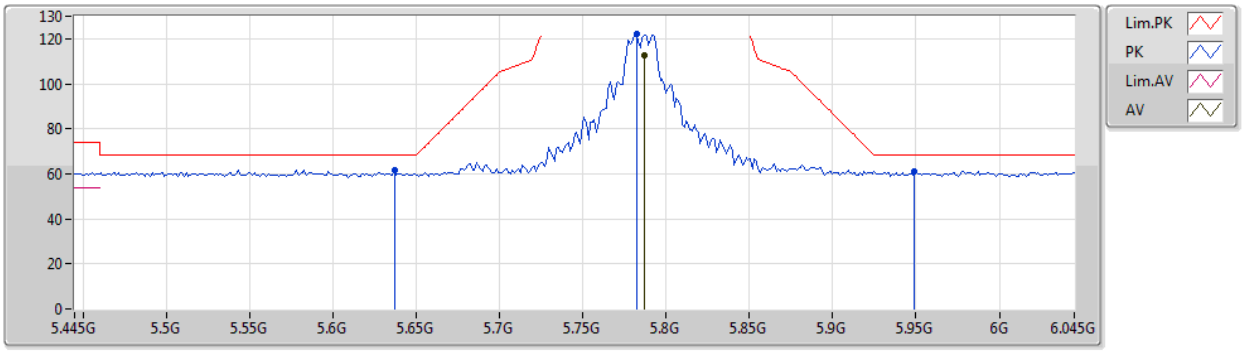

Type	Freq	Level	Limit	Margin	Factor	Dist	Condition	Azimuth	Height	Comment	Raw	AF	CL	PA
	(Hz)	(dBuV/m)	(dBuV/m)	(dB)	(dB)	(m)		(°)	(m)		(dBuV)	(dB)	(dB)	(dB)
AV	5.787G	112.66	Inf	-Inf	9.03	3	Vertical	180	1.48	-	103.63	31.97	6.42	29.36
PK	5.637G	61.66	68.20	-6.54	8.68	3	Vertical	180	1.48	-	52.98	31.74	6.30	29.36
PK	5.7822G	122.19	Inf	-Inf	9.02	3	Vertical	180	1.48	-	113.17	31.96	6.42	29.36
PK	5.949G	61.20	68.20	-7.00	9.45	3	Vertical	180	1.48	-	51.75	32.25	6.55	29.35

802.11a_Nss1,(6Mbps)_2TX

5745MHz_TX

27/01/2020

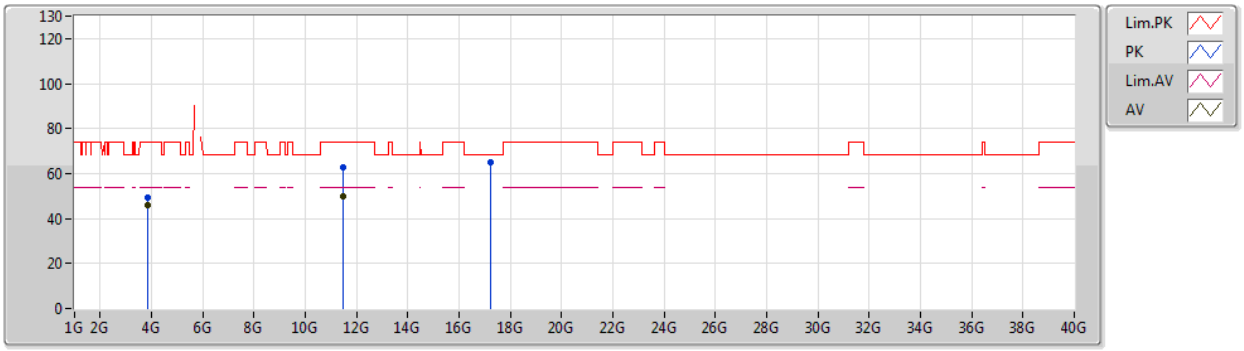

Type	Freq	Level	Limit	Margin	Factor	Dist	Condition	Azimuth	Height	Comment	Raw	AF	CL	PA
	(Hz)	(dBuV/m)	(dBuV/m)	(dB)	(dB)	(m)		(°)	(m)		(dBuV)	(dB)	(dB)	(dB)
AV	3.83007G	45.75	54.00	-8.25	4.92	3	Vertical	319	2.47	-	40.83	29.42	5.15	29.65
AV	11.48904G	50.07	54.00	-3.93	18.17	3	Vertical	38	2.09	-	31.90	39.47	9.47	30.77
PK	3.82994G	49.55	74.00	-24.45	4.92	3	Vertical	319	2.47	-	44.63	29.42	5.15	29.65
PK	11.49474G	62.97	74.00	-11.03	18.16	3	Vertical	38	2.09	-	44.81	39.46	9.47	30.77
PK	17.23386G	64.91	68.20	-3.29	21.47	3	Vertical	355	3.00	-	43.44	41.64	11.40	31.57

802.11a_Nss1,(6Mbps)_2TX

5745MHz_TX

27/01/2020

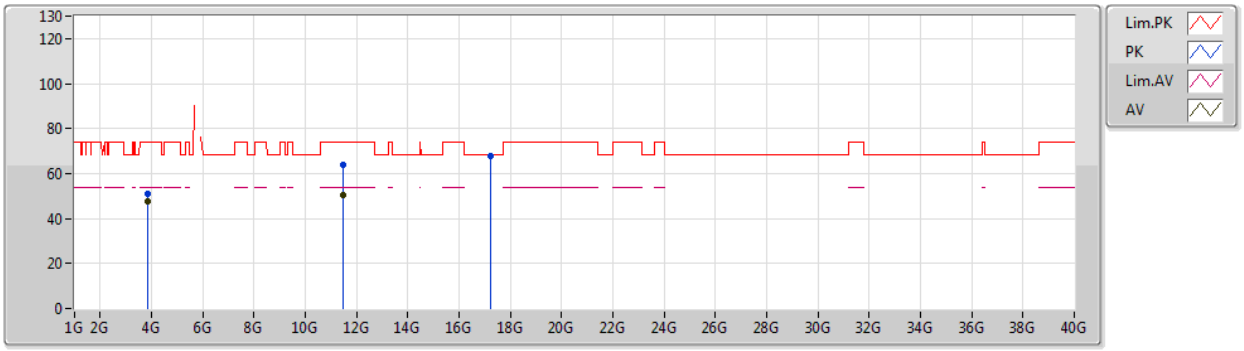

Type	Freq	Level	Limit	Margin	Factor	Dist	Condition	Azimuth	Height	Comment	Raw	AF	CL	PA
	(Hz)	(dBuV/m)	(dBuV/m)	(dB)	(dB)	(m)		(°)	(m)		(dBuV)	(dB)	(dB)	(dB)
AV	3.83001G	47.55	54.00	-6.45	4.92	3	Horizontal	349	1.69	-	42.63	29.42	5.15	29.65
AV	11.49066G	50.29	54.00	-3.71	18.16	3	Horizontal	360	1.50	-	32.13	39.46	9.47	30.77
PK	3.83006G	51.07	74.00	-22.93	4.92	3	Horizontal	349	1.69	-	46.15	29.42	5.15	29.65
PK	11.49486G	64.05	74.00	-9.95	18.16	3	Horizontal	360	1.50	-	45.89	39.46	9.47	30.77
PK	17.22852G	67.91	68.20	-0.29	21.43	3	Horizontal	338	1.54	-	46.48	41.61	11.40	31.58

802.11a_Nss1,(6Mbps)_2TX

5785MHz_TX

27/01/2020

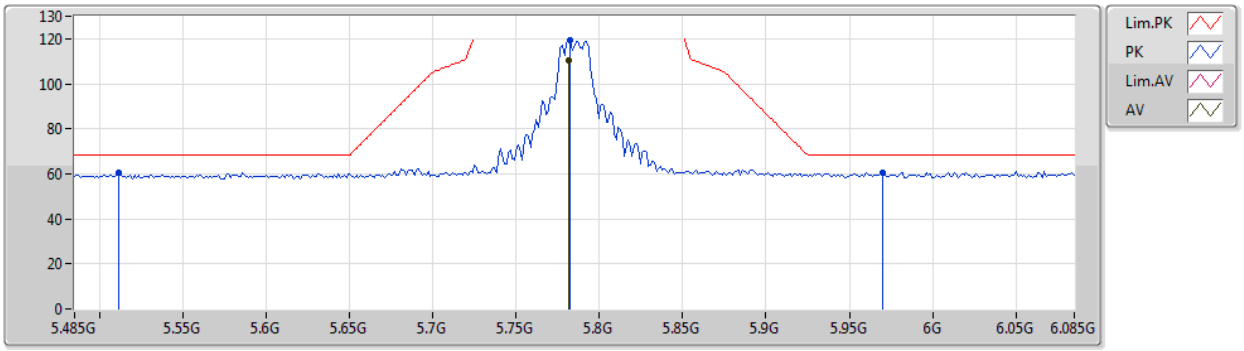

Type	Freq	Level	Limit	Margin	Factor	Dist	Condition	Azimuth	Height	Comment	Raw	AF	CL	PA
	(Hz)	(dBuV/m)	(dBuV/m)	(dB)	(dB)	(m)		(°)	(m)		(dBuV)	(dB)	(dB)	(dB)
AV	5.7814G	110.14	Inf	-Inf	9.02	3	Vertical	181	1.57	-	101.12	31.96	6.42	29.36
PK	5.5114G	60.55	68.20	-7.65	8.71	3	Vertical	181	1.57	-	51.84	31.88	6.20	29.37
PK	5.7826G	119.38	Inf	-Inf	9.03	3	Vertical	181	1.57	-	110.35	31.97	6.42	29.36
PK	5.9698G	60.55	68.20	-7.65	9.49	3	Vertical	181	1.57	-	51.06	32.27	6.57	29.35

802.11a_Nss1,(6Mbps)_2TX

5785MHz_TX

27/01/2020

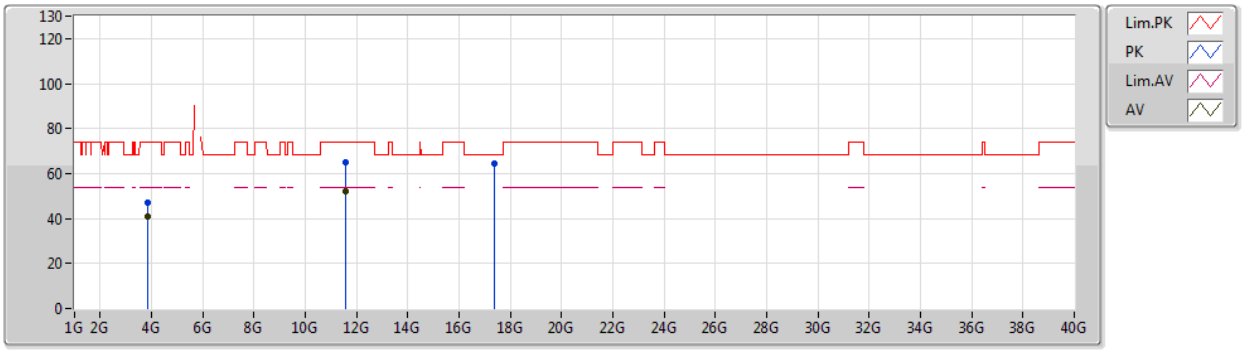

Type	Freq	Level	Limit	Margin	Factor	Dist	Condition	Azimuth	Height	Comment	Raw	AF	CL	PA
	(Hz)	(dBuV/m)	(dBuV/m)	(dB)	(dB)	(m)		(°)	(m)		(dBuV)	(dB)	(dB)	(dB)
AV	3.85666G	41.01	54.00	-12.99	5.06	3	Vertical	354	1.49	-	35.95	29.53	5.17	29.64
AV	11.56916G	52.21	54.00	-1.79	18.09	3	Vertical	37	1.43	-	34.12	39.35	9.52	30.78
PK	3.85687G	46.89	74.00	-27.11	5.06	3	Vertical	354	1.49	-	41.83	29.53	5.17	29.64
PK	11.56394G	64.80	74.00	-9.20	18.09	3	Vertical	37	1.43	-	46.71	39.35	9.52	30.78
PK	17.35284G	64.25	68.20	-3.95	22.36	3	Vertical	355	1.50	-	41.89	42.43	11.44	31.51

802.11a_Nss1,(6Mbps)_2TX

5785MHz_TX

27/01/2020

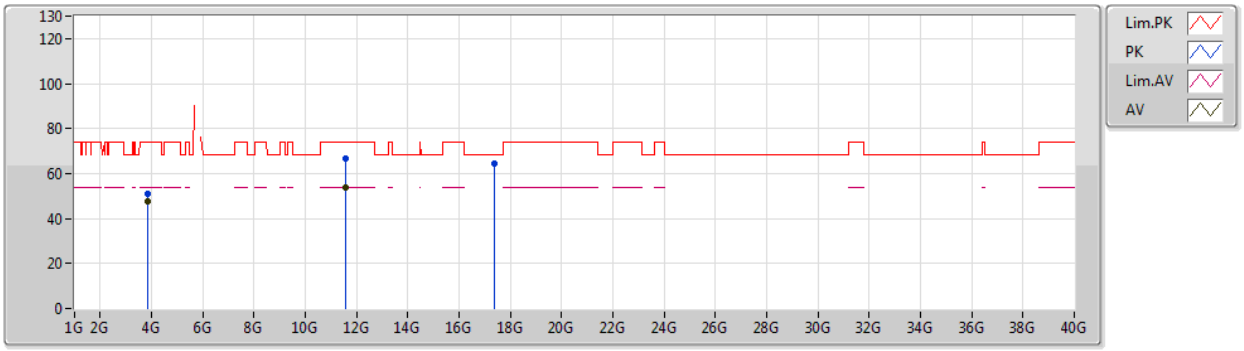

Type	Freq	Level	Limit	Margin	Factor	Dist	Condition	Azimuth	Height	Comment	Raw	AF	CL	PA
	(Hz)	(dBuV/m)	(dBuV/m)	(dB)	(dB)	(m)		(°)	(m)		(dBuV)	(dB)	(dB)	(dB)
AV	3.85666G	47.70	54.00	-6.30	5.06	3	Horizontal	350	1.81	-	42.64	29.53	5.17	29.64
AV	11.5697G	53.76	54.00	-0.24	18.09	3	Horizontal	356	1.50	-	35.67	39.35	9.52	30.78
PK	3.85672G	50.84	74.00	-23.16	5.06	3	Horizontal	350	1.81	-	45.78	29.53	5.17	29.64
PK	11.56982G	66.68	74.00	-7.32	18.09	3	Horizontal	356	1.50	-	48.59	39.35	9.52	30.78
PK	17.35392G	64.18	68.20	-4.02	22.37	3	Horizontal	347	1.50	-	41.81	42.44	11.44	31.51

802.11a_Nss1,(6Mbps)_2TX

5825MHz_TX

27/01/2020

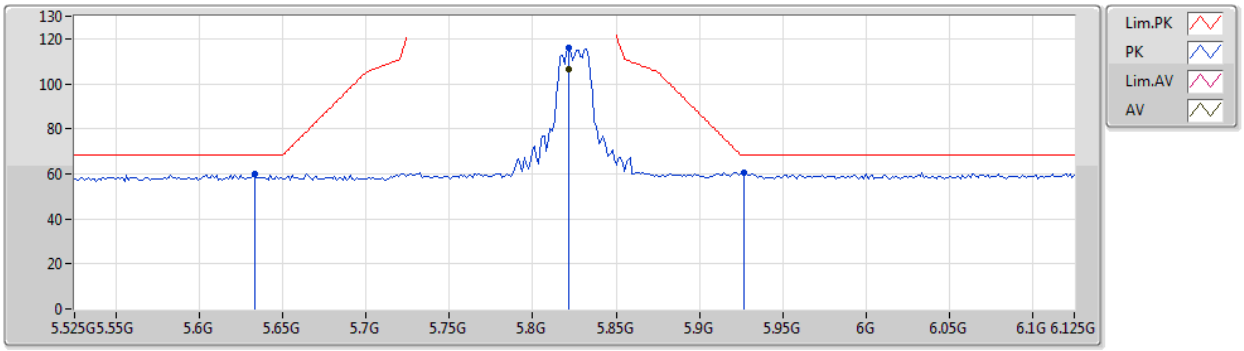

Type	Freq	Level	Limit	Margin	Factor	Dist	Condition	Azimuth	Height	Comment	Raw	AF	CL	PA
	(Hz)	(dBuV/m)	(dBuV/m)	(dB)	(dB)	(m)		(°)	(m)		(dBuV)	(dB)	(dB)	(dB)
AV	5.8214G	106.38	Inf	-Inf	9.13	3	Vertical	182	1.66	-	97.25	32.04	6.45	29.36
PK	5.633G	60.15	68.20	-8.05	8.67	3	Vertical	182	1.66	-	51.48	31.73	6.30	29.36
PK	5.8214G	115.74	Inf	-Inf	9.13	3	Vertical	182	1.66	-	106.61	32.04	6.45	29.36
PK	5.927G	60.36	68.20	-7.84	9.41	3	Vertical	182	1.66	-	50.95	32.23	6.53	29.35

802.11a_Nss1,(6Mbps)_2TX

5825MHz_TX

27/01/2020

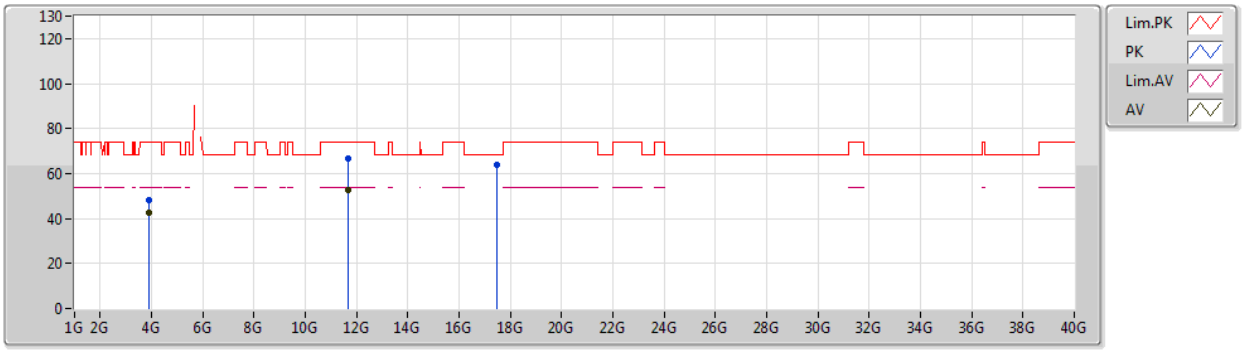

Type	Freq	Level	Limit	Margin	Factor	Dist	Condition	Azimuth	Height	Comment	Raw	AF	CL	PA
	(Hz)	(dBuV/m)	(dBuV/m)	(dB)	(dB)	(m)		(°)	(m)		(dBuV)	(dB)	(dB)	(dB)
AV	3.88334G	42.56	54.00	-11.44	5.19	3	Vertical	352	1.47	-	37.37	29.63	5.19	29.63
AV	11.64916G	52.73	54.00	-1.27	18.02	3	Vertical	34	1.85	-	34.71	39.23	9.58	30.79
PK	3.88346G	47.94	74.00	-26.06	5.19	3	Vertical	352	1.47	-	42.75	29.63	5.19	29.63
PK	11.64946G	66.49	74.00	-7.51	18.02	3	Vertical	34	1.85	-	48.47	39.23	9.58	30.79
PK	17.47134G	63.85	68.20	-4.35	23.24	3	Vertical	85	1.50	-	40.61	43.21	11.48	31.45

802.11a_Nss1,(6Mbps)_2TX

5825MHz_TX

27/01/2020

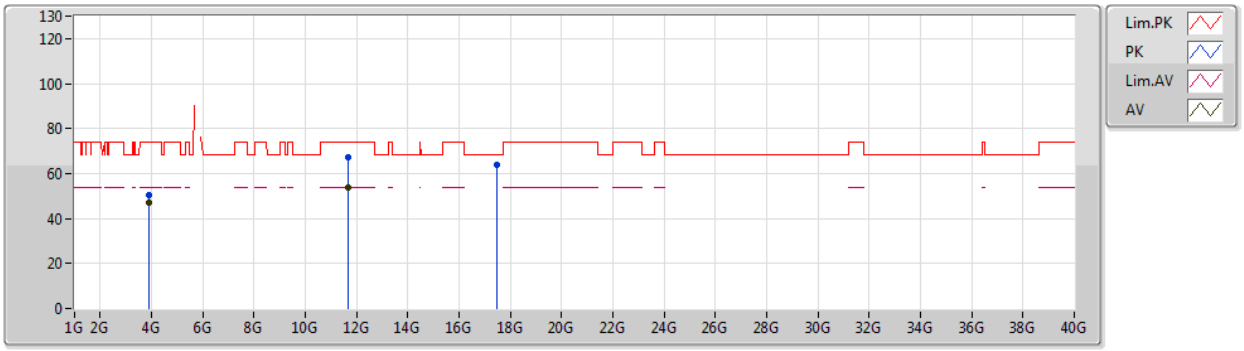

Type	Freq	Level	Limit	Margin	Factor	Dist	Condition	Azimuth	Height	Comment	Raw	AF	CL	PA
	(Hz)	(dBuV/m)	(dBuV/m)	(dB)	(dB)	(m)		(°)	(m)		(dBuV)	(dB)	(dB)	(dB)
AV	3.88338G	47.03	54.00	-6.97	5.19	3	Horizontal	348	1.78	-	41.84	29.63	5.19	29.63
AV	11.64838G	53.74	54.00	-0.26	18.02	3	Horizontal	44	1.36	-	35.72	39.23	9.58	30.79
PK	3.88336G	50.25	74.00	-23.75	5.19	3	Horizontal	348	1.78	-	45.06	29.63	5.19	29.63
PK	11.65324G	67.21	74.00	-6.79	18.01	3	Horizontal	44	1.36	-	49.20	39.22	9.58	30.79
PK	17.48142G	63.93	68.20	-4.27	23.31	3	Horizontal	68	2.20	-	40.62	43.28	11.48	31.45

802.11ax HEW20_Nss2,(MCS0)_2TX

5180MHz_TX

27/01/2020

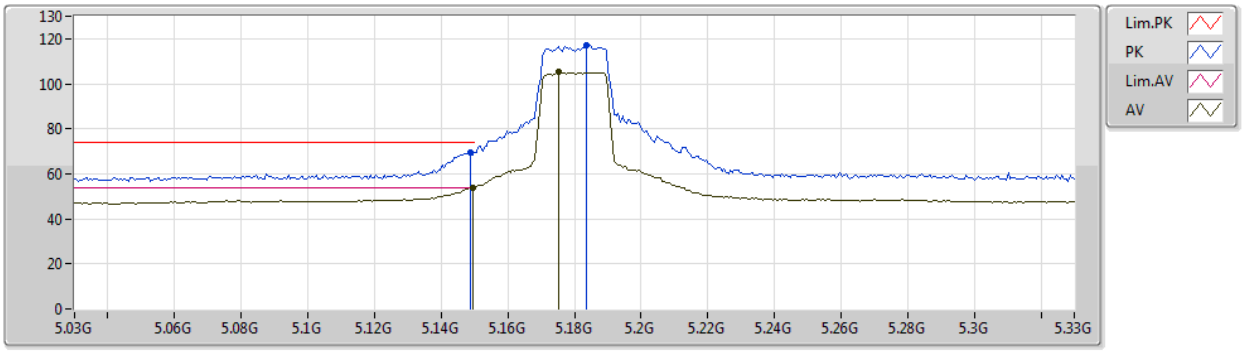

Type	Freq	Level	Limit	Margin	Factor	Dist	Condition	Azimuth	Height	Comment	Raw	AF	CL	PA
	(Hz)	(dBuV/m)	(dBuV/m)	(dB)	(dB)	(m)		(°)	(m)		(dBuV)	(dB)	(dB)	(dB)
AV	5.1494G	53.82	54.00	-0.18	8.37	3	Vertical	46	1.84	-	45.45	31.70	6.00	29.33
AV	5.1752G	105.13	Inf	-Inf	8.32	3	Vertical	46	1.84	-	96.81	31.65	6.01	29.34
PK	5.1488G	69.47	74.00	-4.53	8.37	3	Vertical	46	1.84	-	61.10	31.70	6.00	29.33
PK	5.1836G	117.12	Inf	-Inf	8.31	3	Vertical	46	1.84	-	108.81	31.63	6.02	29.34

802.11ax HEW20_Nss2,(MCS0)_2TX

5180MHz_TX

27/01/2020

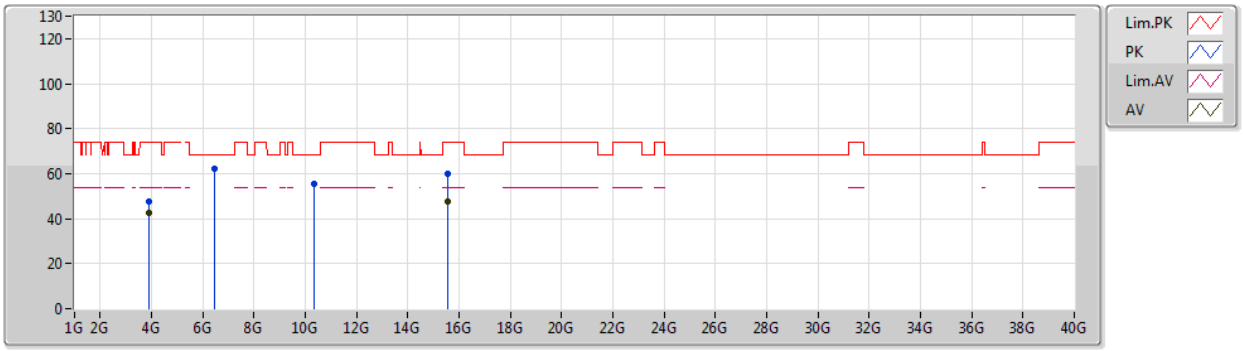

Type	Freq	Level	Limit	Margin	Factor	Dist	Condition	Azimuth	Height	Comment	Raw	AF	CL	PA
	(Hz)	(dBuV/m)	(dBuV/m)	(dB)	(dB)	(m)		(°)	(m)		(dBuV)	(dB)	(dB)	(dB)
AV	3.885G	42.52	54.00	-11.48	5.20	3	Vertical	360	1.50	-	37.32	29.64	5.19	29.63
AV	15.5502G	47.50	54.00	-6.50	17.48	3	Vertical	66	2.29	-	30.02	38.53	10.81	31.86
PK	3.88503G	47.66	74.00	-26.34	5.20	3	Vertical	360	1.50	-	42.46	29.64	5.19	29.63
PK	6.4797G	62.18	68.20	-6.02	10.97	3	Vertical	203	1.61	-	51.21	33.80	6.93	29.76
PK	10.36564G	55.29	68.20	-12.91	17.55	3	Vertical	72	2.71	-	37.74	39.38	8.70	30.53
PK	15.5433G	60.10	74.00	-13.90	17.51	3	Vertical	66	2.29	-	42.59	38.56	10.81	31.86

802.11ax HEW20_Nss2,(MCS0)_2TX

5180MHz_TX

27/01/2020

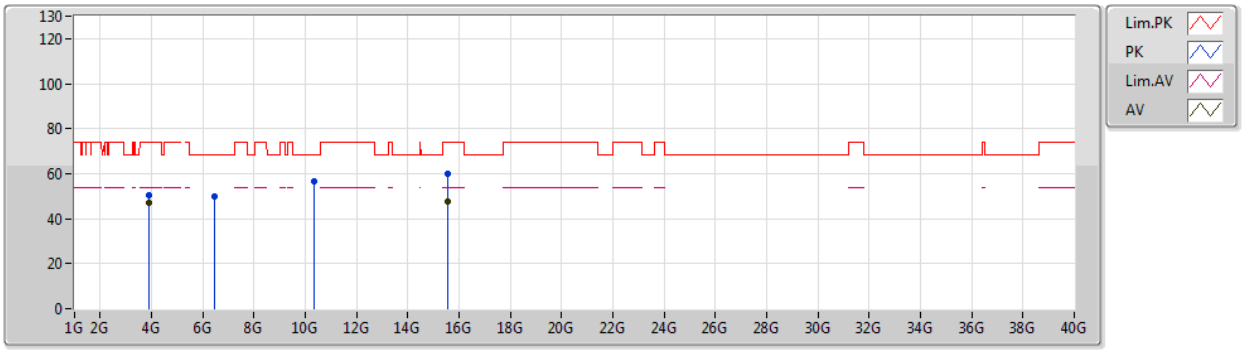

Type	Freq	Level	Limit	Margin	Factor	Dist	Condition	Azimuth	Height	Comment	Raw	AF	CL	PA
	(Hz)	(dBuV/m)	(dBuV/m)	(dB)	(dB)	(m)		(°)	(m)		(dBuV)	(dB)	(dB)	(dB)
AV	3.88501G	47.18	54.00	-6.82	5.20	3	Horizontal	349	1.76	-	41.98	29.64	5.19	29.63
AV	15.53844G	47.63	54.00	-6.37	17.53	3	Horizontal	51	2.14	-	30.10	38.58	10.81	31.86
PK	3.88495G	50.50	74.00	-23.50	5.20	3	Horizontal	349	1.76	-	45.30	29.64	5.19	29.63
PK	6.4824G	50.03	68.20	-18.17	10.98	3	Horizontal	12	1.48	-	39.05	33.81	6.93	29.76
PK	10.3618G	56.42	68.20	-11.78	17.55	3	Horizontal	310	1.54	-	38.87	39.37	8.70	30.52
PK	15.53496G	60.20	74.00	-13.80	17.55	3	Horizontal	51	2.14	-	42.65	38.60	10.81	31.86

802.11ax HEW20_Nss2,(MCS0)_2TX

5200MHz_TX

27/01/2020

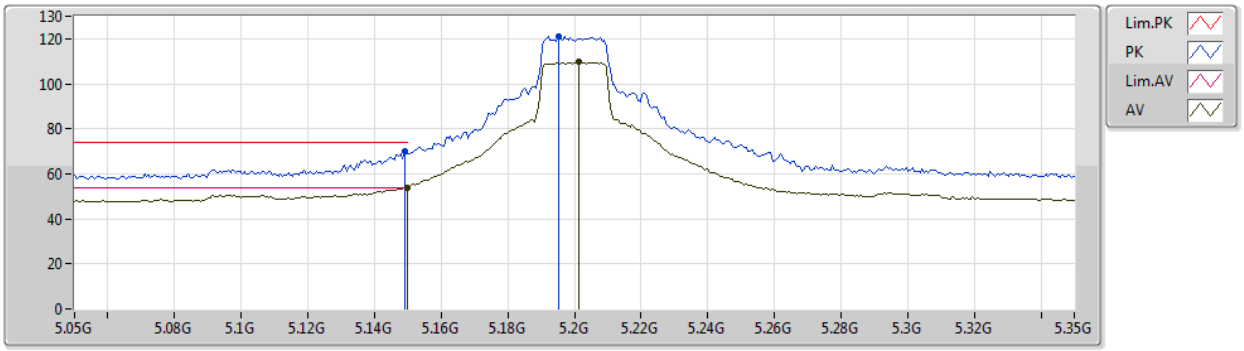

Type	Freq	Level	Limit	Margin	Factor	Dist	Condition	Azimuth	Height	Comment	Raw	AF	CL	PA
	(Hz)	(dBuV/m)	(dBuV/m)	(dB)	(dB)	(m)		(°)	(m)		(dBuV)	(dB)	(dB)	(dB)
AV	5.15G	53.83	54.00	-0.17	8.37	3	Vertical	149	1.60	-	45.46	31.70	6.00	29.33
AV	5.2012G	109.63	Inf	-Inf	8.29	3	Vertical	149	1.60	-	101.34	31.60	6.03	29.34
PK	5.149G	70.17	74.00	-3.83	8.37	3	Vertical	149	1.60	-	61.80	31.70	6.00	29.33
PK	5.1952G	121.25	Inf	-Inf	8.30	3	Vertical	149	1.60	-	112.95	31.61	6.03	29.34

802.11ax HEW20_Nss2,(MCS0)_2TX

5200MHz_TX

27/01/2020

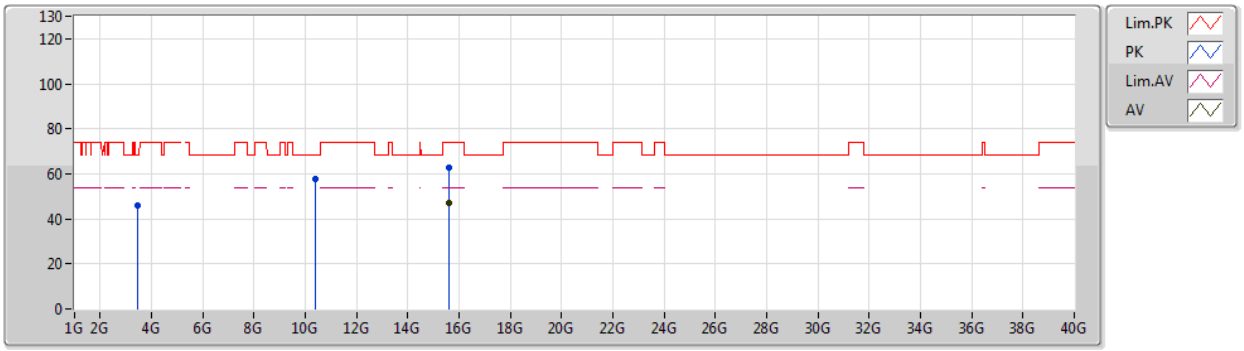

Type	Freq	Level	Limit	Margin	Factor	Dist	Condition	Azimuth	Height	Comment	Raw	AF	CL	PA
	(Hz)	(dBuV/m)	(dBuV/m)	(dB)	(dB)	(m)		(°)	(m)		(dBuV)	(dB)	(dB)	(dB)
AV	15.58866G	47.32	54.00	-6.68	17.33	3	Vertical	94	1.67	-	29.99	38.37	10.83	31.87
PK	3.46669G	45.86	68.20	-22.34	3.50	3	Vertical	349	1.43	-	42.36	28.43	4.88	29.81
PK	10.40726G	57.90	68.20	-10.30	17.62	3	Vertical	11	1.42	-	40.28	39.43	8.73	30.54
PK	15.58584G	62.76	74.00	-11.24	17.34	3	Vertical	94	1.67	-	45.42	38.38	10.83	31.87

802.11ax HEW20_Nss2,(MCS0)_2TX

5200MHz_TX

27/01/2020

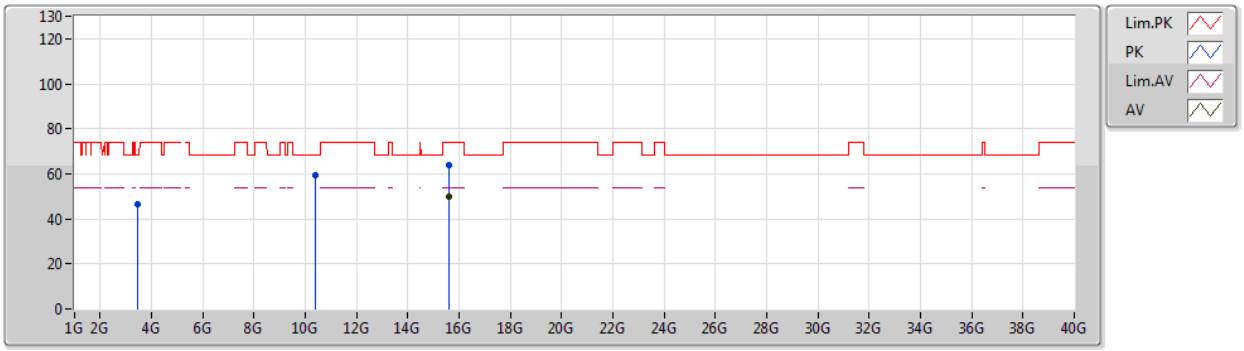

Type	Freq	Level	Limit	Margin	Factor	Dist	Condition	Azimuth	Height	Comment	Raw	AF	CL	PA
	(Hz)	(dBuV/m)	(dBuV/m)	(dB)	(dB)	(m)		(°)	(m)		(dBuV)	(dB)	(dB)	(dB)
AV	15.60018G	49.93	54.00	-4.07	17.28	3	Horizontal	339	1.71	-	32.65	38.32	10.83	31.87
PK	3.46673G	46.58	68.20	-21.62	3.50	3	Horizontal	62	2.11	-	43.08	28.43	4.88	29.81
PK	10.4015G	59.21	68.20	-8.99	17.60	3	Horizontal	311	1.50	-	41.61	39.42	8.72	30.54
PK	15.61062G	64.15	74.00	-9.85	17.24	3	Horizontal	339	1.71	-	46.91	38.27	10.84	31.87

802.11ax HEW20_Nss2,(MCS0)_2TX

5240MHz_TX

27/01/2020

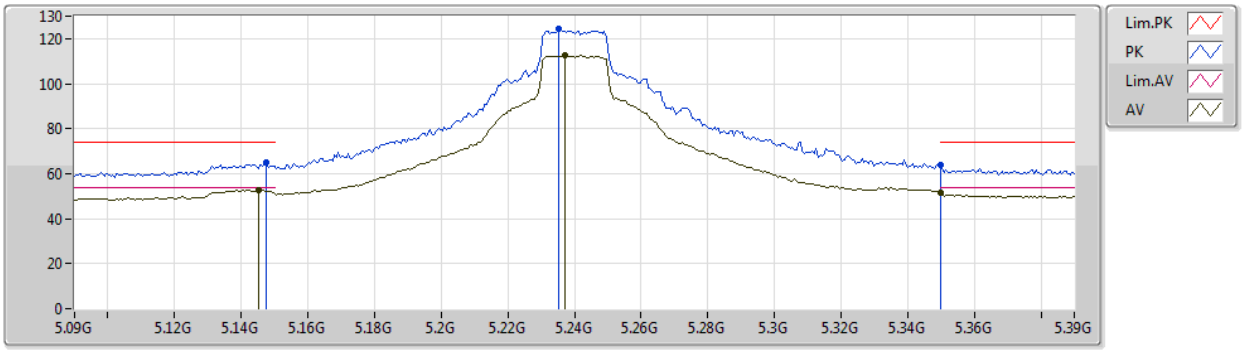

Type	Freq	Level	Limit	Margin	Factor	Dist	Condition	Azimuth	Height	Comment	Raw	AF	CL	PA
	(Hz)	(dBuV/m)	(dBuV/m)	(dB)	(dB)	(m)		(°)	(m)		(dBuV)	(dB)	(dB)	(dB)
AV	5.1452G	52.66	54.00	-1.34	8.38	3	Vertical	146	1.75	-	44.28	31.71	6.00	29.33
AV	5.237G	112.53	Inf	-Inf	8.20	3	Vertical	146	1.75	-	104.33	31.49	6.05	29.34
AV	5.35G	51.44	54.00	-2.56	8.15	3	Vertical	146	1.75	-	43.29	31.40	6.11	29.36
PK	5.1476G	65.12	74.00	-8.88	8.37	3	Vertical	146	1.75	-	56.75	31.70	6.00	29.33
PK	5.2352G	124.25	Inf	-Inf	8.20	3	Vertical	146	1.75	-	116.05	31.49	6.05	29.34
PK	5.35G	63.79	74.00	-10.21	8.15	3	Vertical	146	1.75	-	55.64	31.40	6.11	29.36

802.11ax HEW20_Nss2,(MCS0)_2TX

5240MHz_TX

27/01/2020

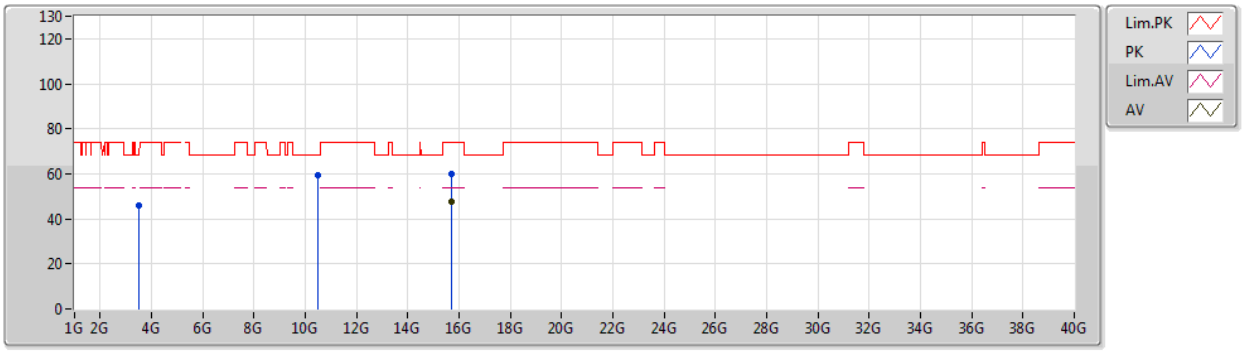

Type	Freq	Level	Limit	Margin	Factor	Dist	Condition	Azimuth	Height	Comment	Raw	AF	CL	PA
	(Hz)	(dBuV/m)	(dBuV/m)	(dB)	(dB)	(m)		(°)	(m)		(dBuV)	(dB)	(dB)	(dB)
AV	15.71772G	47.49	54.00	-6.51	16.79	3	Vertical	342	1.42	-	30.70	37.81	10.88	31.90
PK	3.49345G	45.79	68.20	-22.41	3.67	3	Vertical	349	1.08	-	42.12	28.57	4.90	29.80
PK	10.48186G	59.23	68.20	-8.97	17.74	3	Vertical	11	1.40	-	41.49	39.53	8.78	30.57
PK	15.71958G	59.96	74.00	-14.04	16.79	3	Vertical	342	1.42	-	43.17	37.81	10.88	31.90

802.11ax HEW20_Nss2,(MCS0)_2TX

5240MHz_TX

27/01/2020

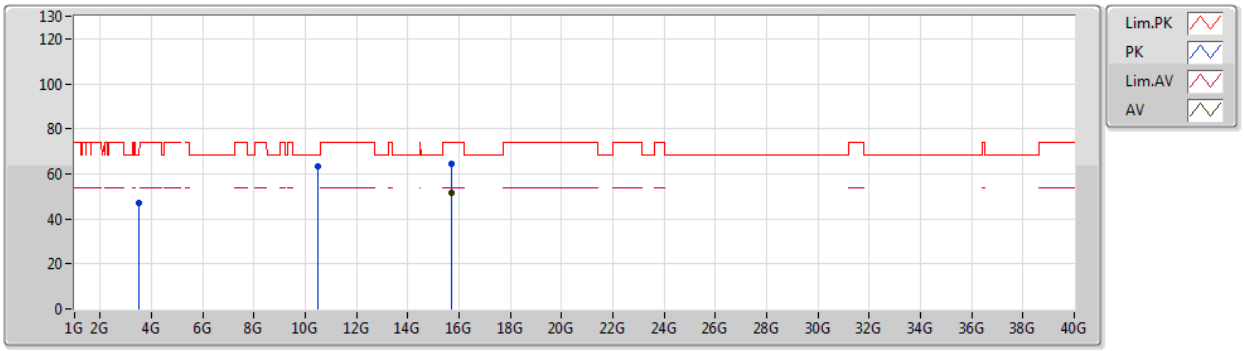

Type	Freq	Level	Limit	Margin	Factor	Dist	Condition	Azimuth	Height	Comment	Raw	AF	CL	PA
	(Hz)	(dBuV/m)	(dBuV/m)	(dB)	(dB)	(m)		(°)	(m)		(dBuV)	(dB)	(dB)	(dB)
AV	15.72006G	51.74	54.00	-2.26	16.78	3	Horizontal	342	1.73	-	34.96	37.80	10.88	31.90
PK	3.4934G	47.12	68.20	-21.08	3.67	3	Horizontal	360	1.01	-	43.45	28.57	4.90	29.80
PK	10.48186G	63.26	68.20	-4.94	17.74	3	Horizontal	59	1.49	-	45.52	39.53	8.78	30.57
PK	15.72018G	64.60	74.00	-9.40	16.78	3	Horizontal	342	1.73	-	47.82	37.80	10.88	31.90

802.11ax HEW20_Nss2,(MCS0)_2TX

5260MHz_TX

27/01/2020

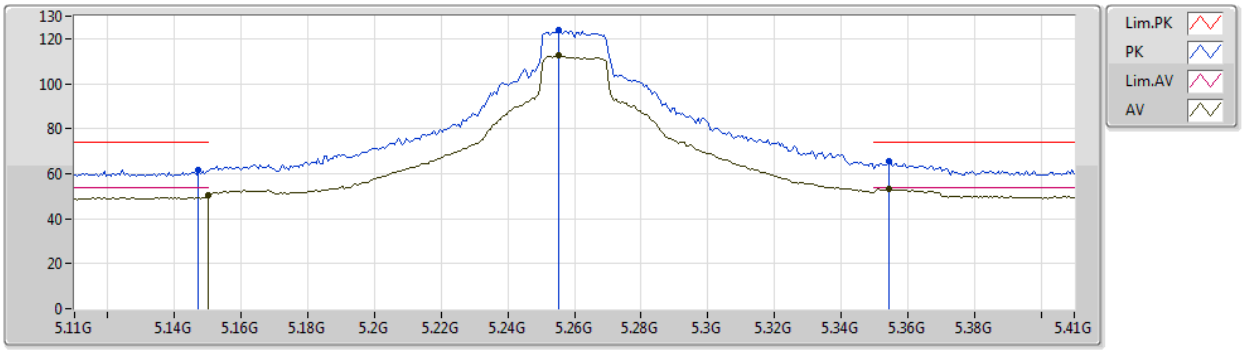

Type	Freq	Level	Limit	Margin	Factor	Dist	Condition	Azimuth	Height	Comment	Raw	AF	CL	PA
	(Hz)	(dBuV/m)	(dBuV/m)	(dB)	(dB)	(m)		(°)	(m)		(dBuV)	(dB)	(dB)	(dB)
AV	5.15G	50.44	54.00	-3.56	8.37	3	Vertical	181	1.63	-	42.07	31.70	6.00	29.33
AV	5.2552G	112.48	Inf	-Inf	8.14	3	Vertical	181	1.63	-	104.34	31.43	6.06	29.35
AV	5.3542G	53.09	54.00	-0.91	8.16	3	Vertical	181	1.63	-	44.93	31.41	6.11	29.36
PK	5.1472G	61.81	74.00	-12.19	8.38	3	Vertical	181	1.63	-	53.43	31.71	6.00	29.33
PK	5.2552G	123.96	Inf	-Inf	8.14	3	Vertical	181	1.63	-	115.82	31.43	6.06	29.35
PK	5.3542G	65.39	74.00	-8.61	8.16	3	Vertical	181	1.63	-	57.23	31.41	6.11	29.36

802.11ax HEW20_Nss2,(MCS0)_2TX

5260MHz_TX

27/01/2020

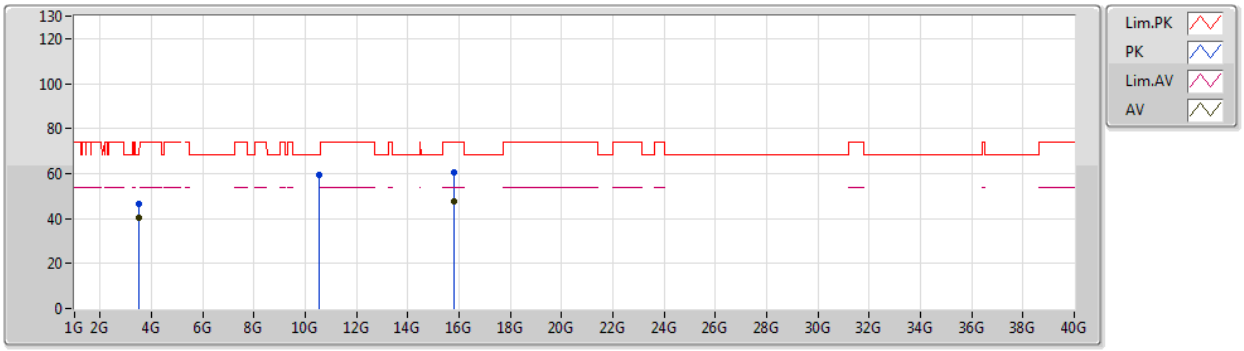

Type	Freq	Level	Limit	Margin	Factor	Dist	Condition	Azimuth	Height	Comment	Raw	AF	CL	PA
	(Hz)	(dBuV/m)	(dBuV/m)	(dB)	(dB)	(m)		(°)	(m)		(dBuV)	(dB)	(dB)	(dB)
AV	3.50664G	40.43	54.00	-13.57	3.74	3	Vertical	341	1.32	-	36.69	28.63	4.91	29.80
AV	15.78492G	47.82	54.00	-6.18	16.52	3	Vertical	27	1.48	-	31.30	37.52	10.91	31.91
PK	3.50659G	46.43	74.00	-27.57	3.74	3	Vertical	341	1.32	-	42.69	28.63	4.91	29.80
PK	10.52144G	59.36	68.20	-8.84	17.79	3	Vertical	11	1.35	-	41.57	39.58	8.80	30.59
PK	15.78738G	60.26	74.00	-13.74	16.51	3	Vertical	27	1.48	-	43.75	37.51	10.91	31.91

802.11ax HEW20_Nss2,(MCS0)_2TX

5260MHz_TX

27/01/2020

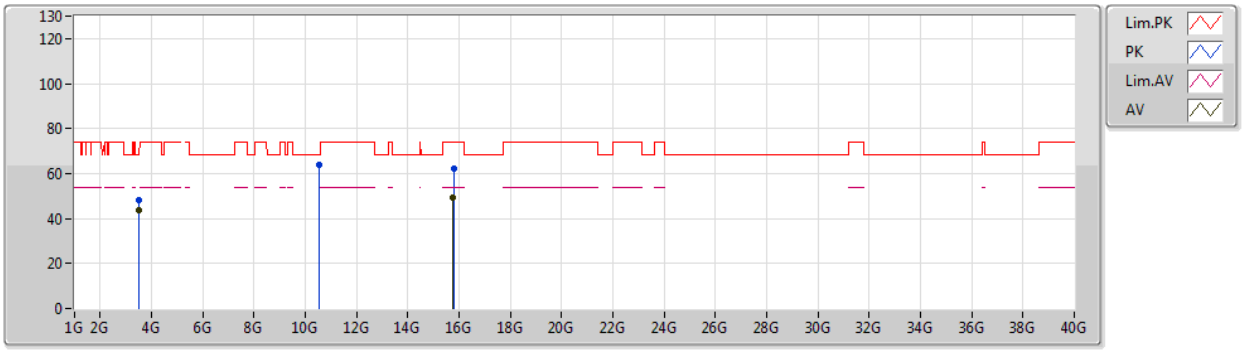

Type	Freq	Level	Limit	Margin	Factor	Dist	Condition	Azimuth	Height	Comment	Raw	AF	CL	PA
	(Hz)	(dBuV/m)	(dBuV/m)	(dB)	(dB)	(m)		(°)	(m)		(dBuV)	(dB)	(dB)	(dB)
AV	3.50672G	43.75	54.00	-10.25	3.74	3	Horizontal	360	1.14	-	40.01	28.63	4.91	29.80
AV	15.77742G	49.04	54.00	-4.96	16.55	3	Horizontal	326	2.35	-	32.49	37.56	10.90	31.91
PK	3.50672G	48.26	74.00	-25.74	3.74	3	Horizontal	360	1.14	-	44.52	28.63	4.91	29.80
PK	10.51658G	63.81	68.20	-4.39	17.78	3	Horizontal	55	1.50	-	46.03	39.57	8.80	30.59
PK	15.78708G	62.07	74.00	-11.93	16.52	3	Horizontal	326	2.35	-	45.55	37.52	10.91	31.91

802.11ax HEW20_Nss2,(MCS0)_2TX

5300MHz_TX

27/01/2020

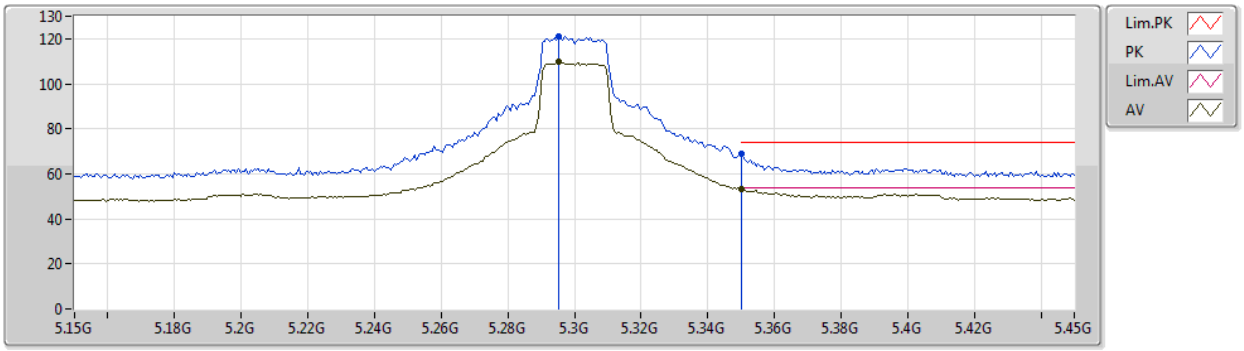

Type	Freq	Level	Limit	Margin	Factor	Dist	Condition	Azimuth	Height	Comment	Raw	AF	CL	PA
	(Hz)	(dBuV/m)	(dBuV/m)	(dB)	(dB)	(m)		(°)	(m)		(dBuV)	(dB)	(dB)	(dB)
AV	5.2952G	109.74	Inf	-Inf	8.04	3	Vertical	185	1.61	-	101.70	31.31	6.08	29.35
AV	5.35G	53.35	54.00	-0.65	8.15	3	Vertical	185	1.61	-	45.20	31.40	6.11	29.36
PK	5.2952G	120.89	Inf	-Inf	8.04	3	Vertical	185	1.61	-	112.85	31.31	6.08	29.35
PK	5.35G	68.94	74.00	-5.06	8.15	3	Vertical	185	1.61	-	60.79	31.40	6.11	29.36

802.11ax HEW20_Nss2,(MCS0)_2TX

5300MHz_TX

27/01/2020

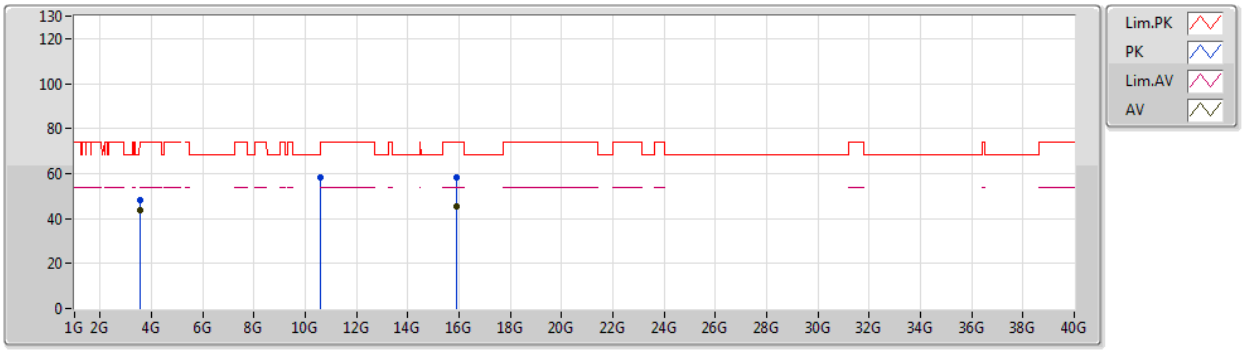

Type	Freq	Level	Limit	Margin	Factor	Dist	Condition	Azimuth	Height	Comment	Raw	AF	CL	PA
	(Hz)	(dBuV/m)	(dBuV/m)	(dB)	(dB)	(m)		(°)	(m)		(dBuV)	(dB)	(dB)	(dB)
AV	3.53335G	43.69	54.00	-10.31	3.91	3	Vertical	322	2.56	-	39.78	28.77	4.93	29.79
AV	15.8995G	45.15	54.00	-8.85	16.04	3	Vertical	6	2.43	-	29.11	37.03	10.95	31.94
PK	3.53334G	48.22	74.00	-25.78	3.91	3	Vertical	322	2.56	-	44.31	28.77	4.93	29.79
PK	10.59688G	58.52	68.20	-9.68	17.89	3	Vertical	346	1.52	-	40.63	39.68	8.86	30.65
PK	15.8973G	58.19	74.00	-15.81	16.05	3	Vertical	6	2.43	-	42.14	37.04	10.95	31.94

802.11ax HEW20_Nss2,(MCS0)_2TX

5300MHz_TX

27/01/2020

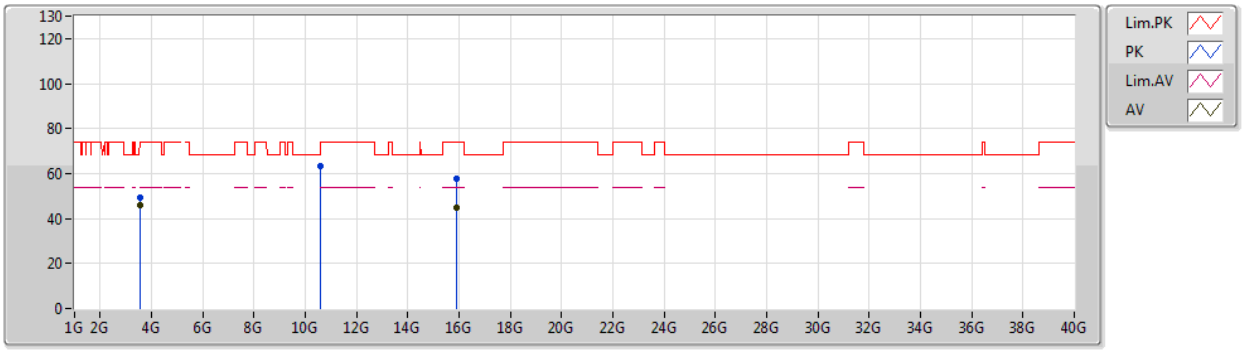

Type	Freq	Level	Limit	Margin	Factor	Dist	Condition	Azimuth	Height	Comment	Raw	AF	CL	PA
	(Hz)	(dBuV/m)	(dBuV/m)	(dB)	(dB)	(m)		(°)	(m)		(dBuV)	(dB)	(dB)	(dB)
AV	3.53333G	46.20	54.00	-7.80	3.91	3	Horizontal	348	1.10	-	42.29	28.77	4.93	29.79
AV	15.89784G	44.93	54.00	-9.07	16.05	3	Horizontal	28	1.45	-	28.88	37.04	10.95	31.94
PK	3.53319G	49.54	74.00	-24.46	3.91	3	Horizontal	348	1.10	-	45.63	28.77	4.93	29.79
PK	10.60126G	63.52	74.00	-10.48	17.89	3	Horizontal	89	1.61	-	45.63	39.68	8.86	30.65
PK	15.91314G	57.58	74.00	-16.42	15.99	3	Horizontal	28	1.45	-	41.59	36.97	10.96	31.94

802.11ax HEW20_Nss2,(MCS0)_2TX

5320MHz_TX

27/01/2020

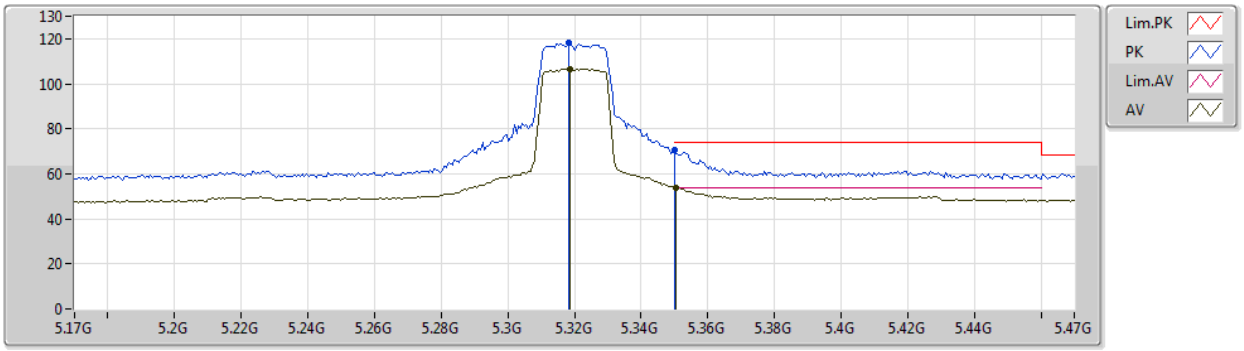

Type	Freq	Level	Limit	Margin	Factor	Dist	Condition	Azimuth	Height	Comment	Raw	AF	CL	PA
	(Hz)	(dBuV/m)	(dBuV/m)	(dB)	(dB)	(m)		(°)	(m)		(dBuV)	(dB)	(dB)	(dB)
AV	5.3188G	106.45	Inf	-Inf	8.08	3	Vertical	141	1.71	-	98.37	31.34	6.09	29.35
AV	5.3506G	53.82	54.00	-0.18	8.15	3	Vertical	141	1.71	-	45.67	31.40	6.11	29.36
PK	5.3182G	118.05	Inf	-Inf	8.08	3	Vertical	141	1.71	-	109.97	31.34	6.09	29.35
PK	5.35G	70.81	74.00	-3.19	8.15	3	Vertical	141	1.71	-	62.66	31.40	6.11	29.36

802.11ax HEW20_Nss2,(MCS0)_2TX

5320MHz_TX

27/01/2020

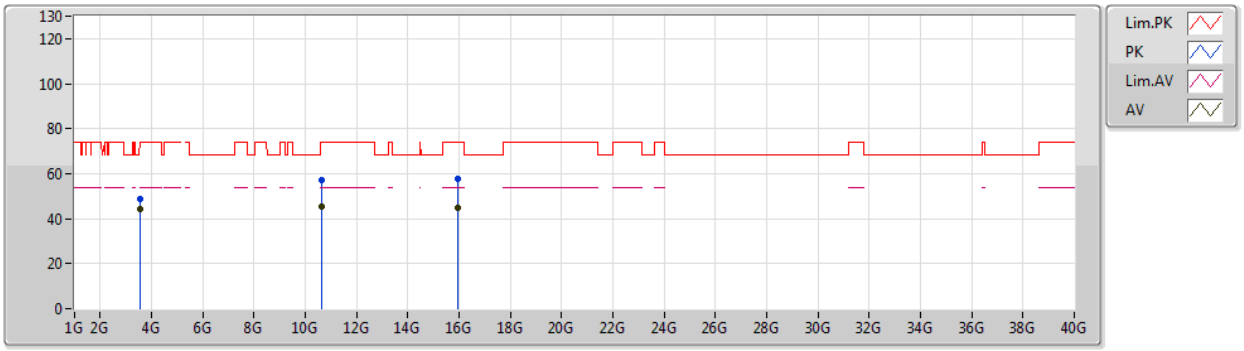

Type	Freq	Level	Limit	Margin	Factor	Dist	Condition	Azimuth	Height	Comment	Raw	AF	CL	PA
	(Hz)	(dBuV/m)	(dBuV/m)	(dB)	(dB)	(m)		(°)	(m)		(dBuV)	(dB)	(dB)	(dB)
AV	3.54667G	44.18	54.00	-9.82	3.99	3	Vertical	326	2.64	-	40.19	28.83	4.94	29.78
AV	10.63802G	45.35	54.00	-8.65	17.94	3	Vertical	0	1.49	-	27.41	39.73	8.88	30.67
AV	15.97422G	45.05	54.00	-8.95	15.74	3	Vertical	231	1.71	-	29.31	36.71	10.98	31.95
PK	3.54665G	48.60	74.00	-25.40	3.99	3	Vertical	326	2.64	-	44.61	28.83	4.94	29.78
PK	10.64054G	57.42	74.00	-16.58	17.94	3	Vertical	0	1.49	-	39.48	39.73	8.89	30.68
PK	15.97224G	57.88	74.00	-16.12	15.75	3	Vertical	261	1.94	-	42.13	36.72	10.98	31.95

802.11ax HEW20_Nss2,(MCS0)_2TX

5320MHz_TX

27/01/2020

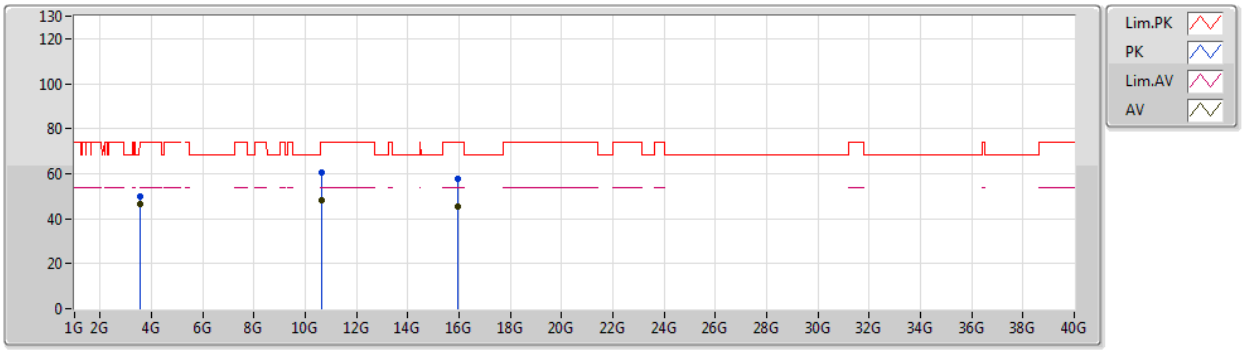

Type	Freq	Level	Limit	Margin	Factor	Dist	Condition	Azimuth	Height	Comment	Raw	AF	CL	PA
	(Hz)	(dBuV/m)	(dBuV/m)	(dB)	(dB)	(m)		(°)	(m)		(dBuV)	(dB)	(dB)	(dB)
AV	3.54666G	46.49	54.00	-7.51	3.99	3	Horizontal	341	1.03	-	42.50	28.83	4.94	29.78
AV	10.63874G	48.05	54.00	-5.95	17.94	3	Horizontal	90	1.56	-	30.11	39.73	8.88	30.67
AV	15.97422G	45.11	54.00	-8.89	15.74	3	Horizontal	138	1.71	-	29.37	36.71	10.98	31.95
PK	3.54653G	49.70	74.00	-24.30	3.99	3	Horizontal	341	1.03	-	45.71	28.83	4.94	29.78
PK	10.63766G	60.25	74.00	-13.75	17.94	3	Horizontal	90	1.56	-	42.31	39.73	8.88	30.67
PK	15.95184G	57.55	74.00	-16.45	15.83	3	Horizontal	138	1.71	-	41.72	36.81	10.97	31.95

802.11ax HEW20_Nss2,(MCS0)_2TX

5500MHz_TX

27/01/2020

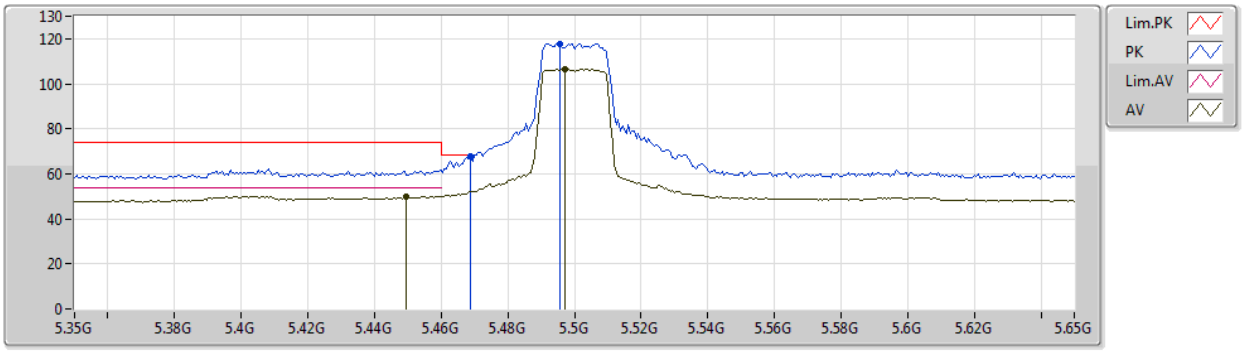

Type	Freq	Level	Limit	Margin	Factor	Dist	Condition	Azimuth	Height	Comment	Raw	AF	CL	PA
	(Hz)	(dBuV/m)	(dBuV/m)	(dB)	(dB)	(m)		(°)	(m)		(dBuV)	(dB)	(dB)	(dB)
AV	5.4496G	50.08	54.00	-3.92	8.50	3	Vertical	144	1.61	-	41.58	31.70	6.16	29.36
AV	5.497G	106.53	Inf	-Inf	8.71	3	Vertical	144	1.61	-	97.82	31.89	6.19	29.37
PK	5.4688G	67.62	68.20	-0.58	8.58	3	Vertical	144	1.61	-	59.04	31.78	6.17	29.37
PK	5.4958G	117.64	Inf	-Inf	8.70	3	Vertical	144	1.61	-	108.94	31.88	6.19	29.37

802.11ax HEW20_Nss2,(MCS0)_2TX

5500MHz_TX

27/01/2020

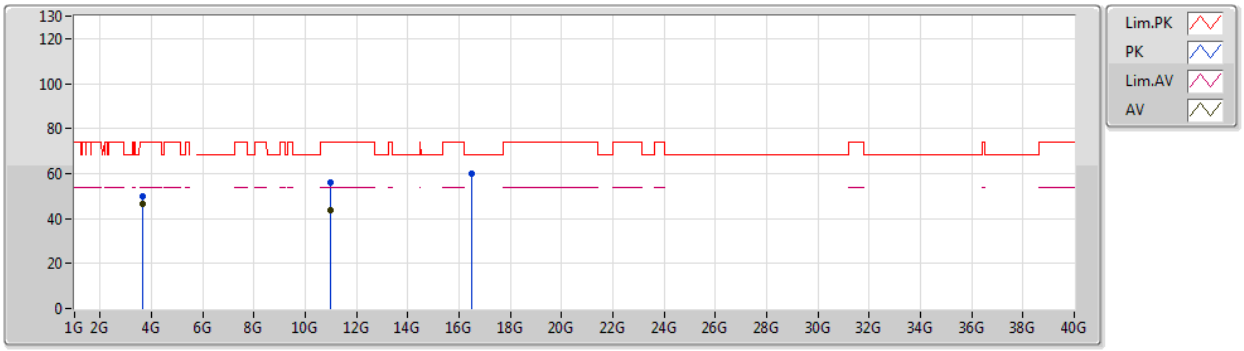

Type	Freq	Level	Limit	Margin	Factor	Dist	Condition	Azimuth	Height	Comment	Raw	AF	CL	PA
	(Hz)	(dBuV/m)	(dBuV/m)	(dB)	(dB)	(m)		(°)	(m)		(dBuV)	(dB)	(dB)	(dB)
AV	3.66668G	46.67	54.00	-7.33	4.40	3	Vertical	325	2.64	-	42.27	29.10	5.03	29.73
AV	10.99934G	43.72	54.00	-10.28	18.41	3	Vertical	69	1.36	-	25.31	40.20	9.13	30.92
PK	3.66657G	49.87	74.00	-24.13	4.40	3	Vertical	325	2.64	-	45.47	29.10	5.03	29.73
PK	11.00078G	55.86	74.00	-18.14	18.41	3	Vertical	69	1.36	-	37.45	40.20	9.13	30.92
PK	16.49754G	59.94	68.20	-8.26	17.80	3	Vertical	63	1.20	-	42.14	38.34	11.15	31.69

802.11ax HEW20_Nss2,(MCS0)_2TX

5500MHz_TX

27/01/2020

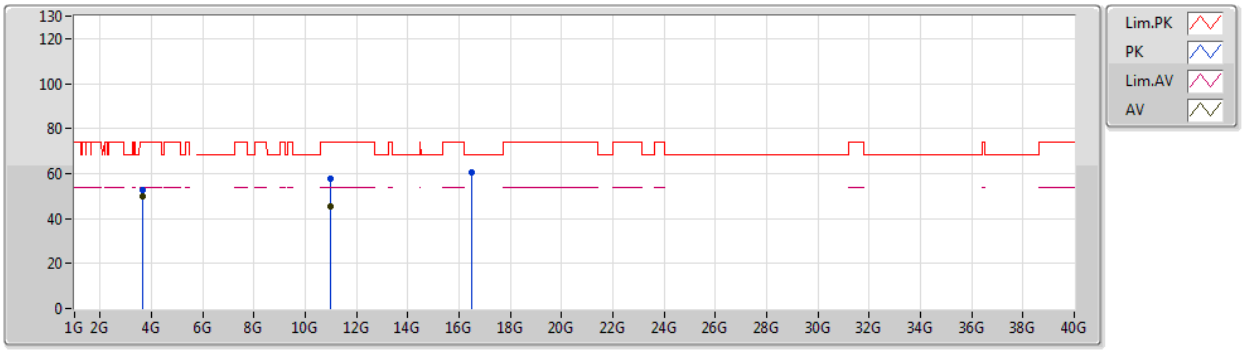

Type	Freq	Level	Limit	Margin	Factor	Dist	Condition	Azimuth	Height	Comment	Raw	AF	CL	PA
	(Hz)	(dBuV/m)	(dBuV/m)	(dB)	(dB)	(m)		(°)	(m)		(dBuV)	(dB)	(dB)	(dB)
AV	3.66669G	49.91	54.00	-4.09	4.40	3	Horizontal	339	1.33	-	45.51	29.10	5.03	29.73
AV	10.9982G	45.44	54.00	-8.56	18.41	3	Horizontal	356	1.62	-	27.03	40.20	9.13	30.92
PK	3.66664G	52.50	74.00	-21.50	4.40	3	Horizontal	339	1.33	-	48.10	29.10	5.03	29.73
PK	11.00078G	57.56	74.00	-16.44	18.41	3	Horizontal	356	1.62	-	39.15	40.20	9.13	30.92
PK	16.51116G	60.57	68.20	-7.63	17.86	3	Horizontal	62	2.11	-	42.71	38.39	11.16	31.69

802.11ax HEW20_Nss2,(MCS0)_2TX

5580MHz_TX

27/01/2020

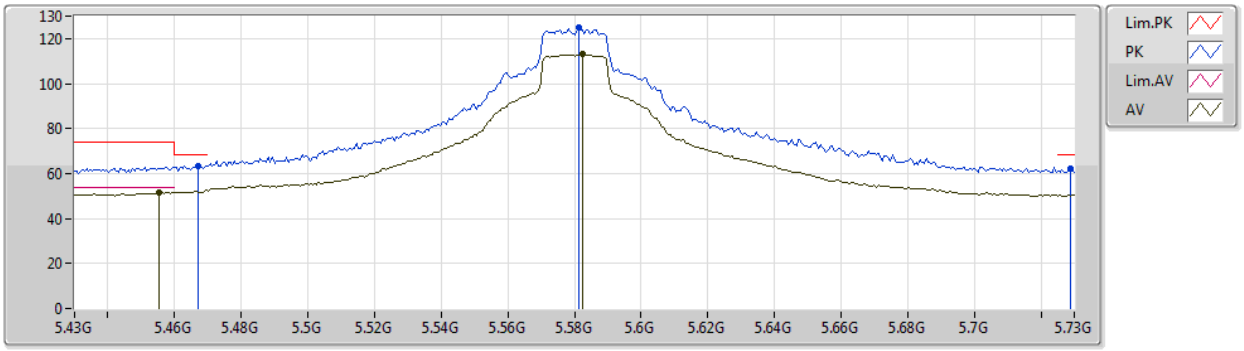

Type	Freq	Level	Limit	Margin	Factor	Dist	Condition	Azimuth	Height	Comment	Raw	AF	CL	PA
	(Hz)	(dBuV/m)	(dBuV/m)	(dB)	(dB)	(m)		(°)	(m)		(dBuV)	(dB)	(dB)	(dB)
AV	5.4552G	51.65	54.00	-2.35	8.52	3	Vertical	145	1.56	-	43.13	31.72	6.17	29.37
AV	5.5824G	113.26	Inf	-Inf	8.63	3	Vertical	145	1.56	-	104.63	31.74	6.26	29.37
PK	5.4672G	63.54	68.20	-4.66	8.57	3	Vertical	145	1.56	-	54.97	31.77	6.17	29.37
PK	5.5812G	124.69	Inf	-Inf	8.62	3	Vertical	145	1.56	-	116.07	31.74	6.25	29.37
PK	5.7288G	62.02	68.20	-6.18	8.87	3	Vertical	145	1.56	-	53.15	31.86	6.37	29.36

802.11ax HEW20_Nss2,(MCS0)_2TX

5580MHz_TX

27/01/2020

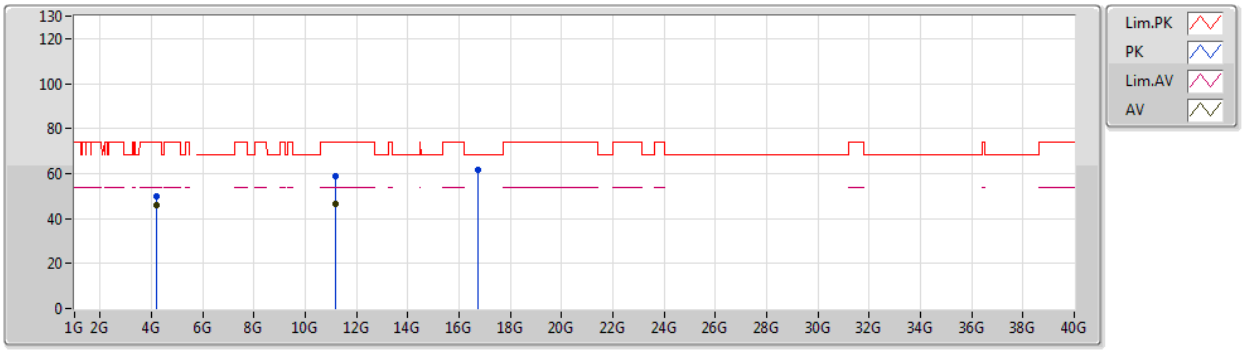

Type	Freq	Level	Limit	Margin	Factor	Dist	Condition	Azimuth	Height	Comment	Raw	AF	CL	PA
	(Hz)	(dBuV/m)	(dBuV/m)	(dB)	(dB)	(m)		(°)	(m)		(dBuV)	(dB)	(dB)	(dB)
AV	4.18501G	45.97	54.00	-8.03	5.68	3	Vertical	43	1.24	-	40.29	29.87	5.38	29.57
AV	11.1609G	46.27	54.00	-7.73	18.33	3	Vertical	332	1.42	-	27.94	39.96	9.24	30.87
PK	4.185G	49.66	74.00	-24.34	5.68	3	Vertical	43	1.24	-	43.98	29.87	5.38	29.57
PK	11.15592G	58.74	74.00	-15.26	18.34	3	Vertical	332	1.42	-	40.40	39.97	9.24	30.87
PK	16.74246G	61.65	68.20	-6.55	18.75	3	Vertical	334	1.48	-	42.90	39.20	11.24	31.69

802.11ax HEW20_Nss2,(MCS0)_2TX

5580MHz_TX

27/01/2020

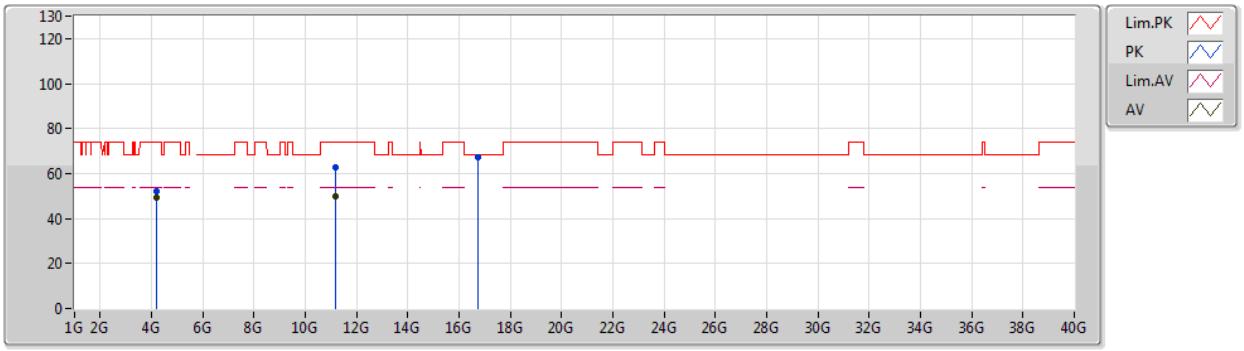

Type	Freq	Level	Limit	Margin	Factor	Dist	Condition	Azimuth	Height	Comment	Raw	AF	CL	PA
	(Hz)	(dBuV/m)	(dBuV/m)	(dB)	(dB)	(m)		(°)	(m)		(dBuV)	(dB)	(dB)	(dB)
AV	4.18497G	49.52	54.00	-4.48	5.68	3	Horizontal	34	1.26	-	43.84	29.87	5.38	29.57
AV	11.15814G	49.74	54.00	-4.26	18.33	3	Horizontal	65	1.34	-	31.41	39.96	9.24	30.87
PK	4.18502G	51.88	74.00	-22.12	5.68	3	Horizontal	34	1.26	-	46.20	29.87	5.38	29.57
PK	11.16258G	62.56	74.00	-11.44	18.33	3	Horizontal	65	1.34	-	44.23	39.96	9.24	30.87
PK	16.73994G	67.18	68.20	-1.02	18.73	3	Horizontal	342	1.31	-	48.45	39.19	11.23	31.69

802.11ax HEW20_Nss2,(MCS0)_2TX

5700MHz_TX

27/01/2020

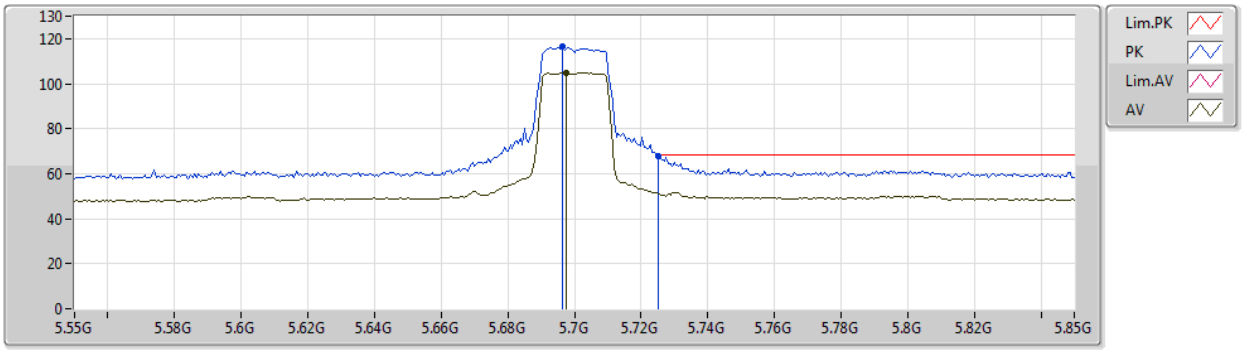

Type	Freq	Level	Limit	Margin	Factor	Dist	Condition	Azimuth	Height	Comment	Raw	AF	CL	PA
	(Hz)	(dBuV/m)	(dBuV/m)	(dB)	(dB)	(m)		(°)	(m)		(dBuV)	(dB)	(dB)	(dB)
AV	5.6976G	104.91	Inf	-Inf	8.79	3	Vertical	146	1.67	-	96.12	31.80	6.35	29.36
PK	5.6964G	116.57	Inf	-Inf	8.79	3	Vertical	146	1.67	-	107.78	31.80	6.35	29.36
PK	5.7252G	67.64	68.20	-0.56	8.86	3	Vertical	146	1.67	-	58.78	31.85	6.37	29.36

802.11ax HEW20_Nss2,(MCS0)_2TX

5700MHz_TX

27/01/2020

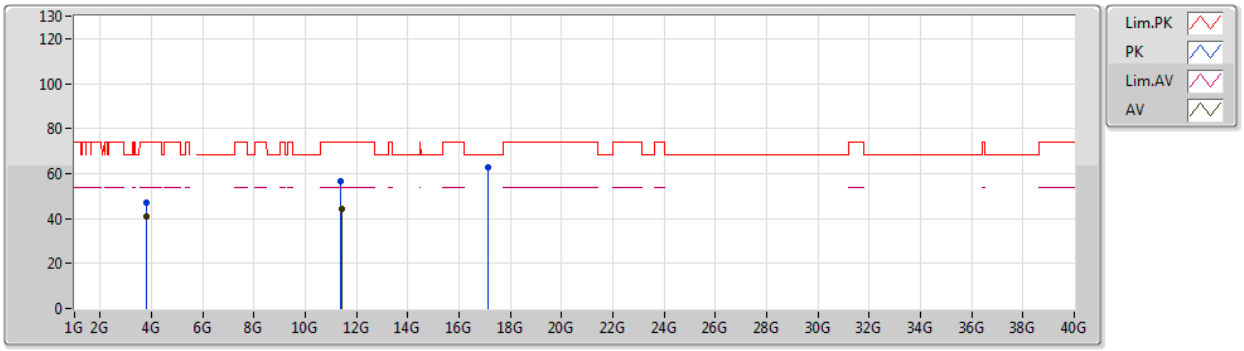

Type	Freq	Level	Limit	Margin	Factor	Dist	Condition	Azimuth	Height	Comment	Raw	AF	CL	PA
	(Hz)	(dBuV/m)	(dBuV/m)	(dB)	(dB)	(m)		(°)	(m)		(dBuV)	(dB)	(dB)	(dB)
AV	3.80001G	40.94	54.00	-13.06	4.76	3	Vertical	143	1.22	-	36.18	29.30	5.13	29.67
AV	11.40294G	44.16	54.00	-9.84	18.21	3	Vertical	18	1.60	-	25.95	39.60	9.41	30.80
PK	3.80005G	46.95	74.00	-27.05	4.76	3	Vertical	143	1.22	-	42.19	29.30	5.13	29.67
PK	11.39736G	56.60	74.00	-17.40	18.20	3	Vertical	18	1.60	-	38.40	39.60	9.40	30.80
PK	17.11002G	62.64	68.20	-5.56	20.56	3	Vertical	257	1.95	-	42.08	40.83	11.36	31.63

802.11ax HEW20_Nss2,(MCS0)_2TX

5700MHz_TX

27/01/2020

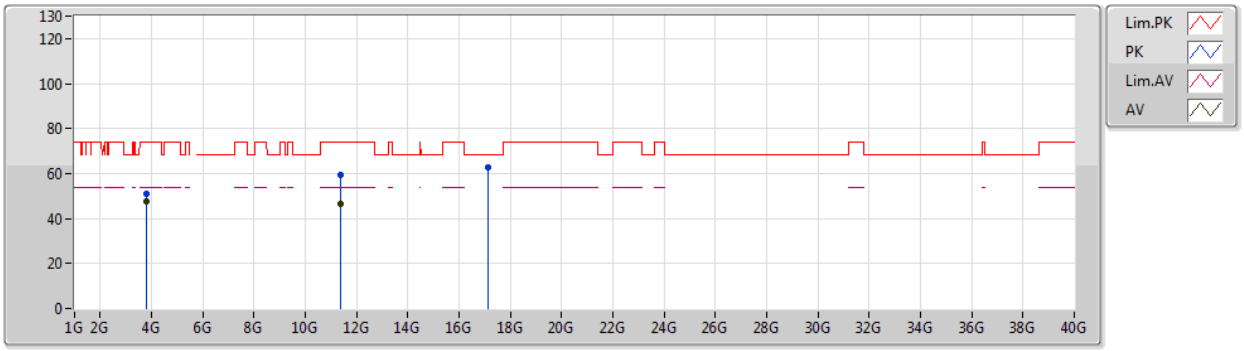

Type	Freq	Level	Limit	Margin	Factor	Dist	Condition	Azimuth	Height	Comment	Raw	AF	CL	PA
	(Hz)	(dBuV/m)	(dBuV/m)	(dB)	(dB)	(m)		(°)	(m)		(dBuV)	(dB)	(dB)	(dB)
AV	3.80001G	47.62	54.00	-6.38	4.76	3	Horizontal	357	1.93	-	42.86	29.30	5.13	29.67
AV	11.39952G	46.64	54.00	-7.36	18.21	3	Horizontal	58	1.18	-	28.43	39.60	9.41	30.80
PK	3.80006G	50.82	74.00	-23.18	4.76	3	Horizontal	357	1.93	-	46.06	29.30	5.13	29.67
PK	11.4009G	59.23	74.00	-14.77	18.21	3	Horizontal	58	1.18	-	41.02	39.60	9.41	30.80
PK	17.10906G	62.81	68.20	-5.39	20.54	3	Horizontal	59	1.27	-	42.27	40.82	11.36	31.64

802.11ax HEW20_Nss2,(MCS0)_2TX

5720MHz Straddle 5.47-5.725GHz_TX

28/01/2020

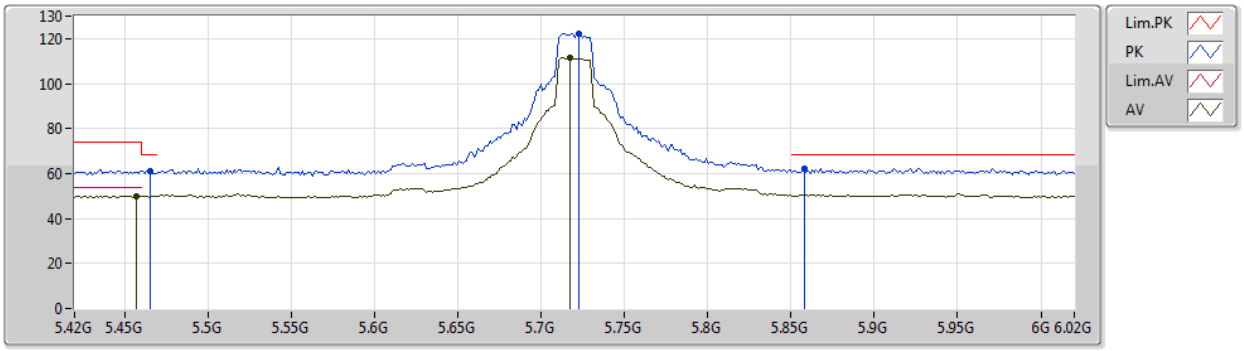

Type	Freq	Level	Limit	Margin	Factor	Dist	Condition	Azimuth	Height	Comment	Raw	AF	CL	PA
	(Hz)	(dBuV/m)	(dBuV/m)	(dB)	(dB)	(m)		(°)	(m)		(dBuV)	(dB)	(dB)	(dB)
AV	5.4572G	50.15	54.00	-3.85	8.53	3	Vertical	147	1.68	-	41.62	31.73	6.17	29.37
AV	5.7176G	111.32	Inf	-Inf	8.84	3	Vertical	147	1.68	-	102.48	31.84	6.36	29.36
PK	5.4656G	61.10	68.20	-7.10	8.56	3	Vertical	147	1.68	-	52.54	31.76	6.17	29.37
PK	5.7224G	122.28	Inf	-Inf	8.85	3	Vertical	147	1.68	-	113.43	31.84	6.37	29.36
PK	5.858G	62.10	68.20	-6.10	9.24	3	Vertical	147	1.68	-	52.86	32.12	6.48	29.36

802.11ax HEW20_Nss2,(MCS0)_2TX

5720MHz Straddle 5.47-5.725GHz_TX

28/01/2020

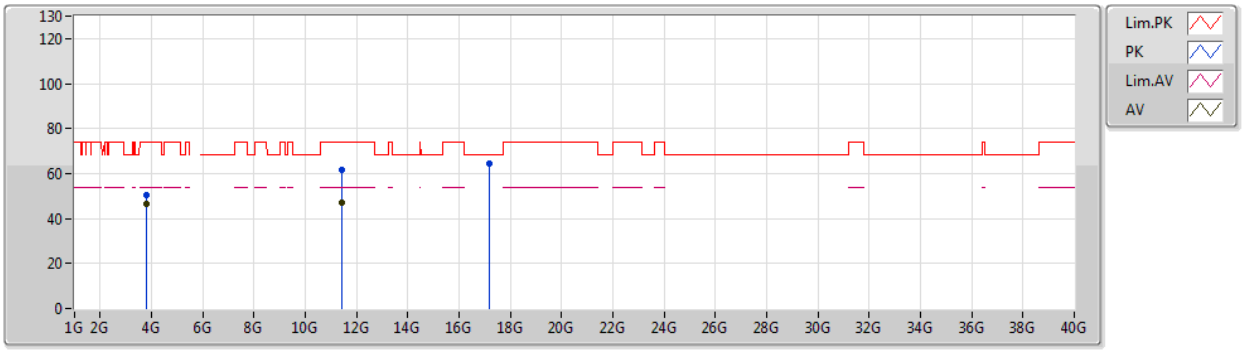

Type	Freq	Level	Limit	Margin	Factor	Dist	Condition	Azimuth	Height	Comment	Raw	AF	CL	PA
	(Hz)	(dBuV/m)	(dBuV/m)	(dB)	(dB)	(m)		(°)	(m)		(dBuV)	(dB)	(dB)	(dB)
AV	3.81333G	46.74	54.00	-7.26	4.83	3	Vertical	322	2.47	-	41.91	29.35	5.14	29.66
AV	11.4383G	47.11	54.00	-6.89	18.18	3	Vertical	18	1.60	-	28.93	39.54	9.43	30.79
PK	3.8133G	50.21	74.00	-23.79	4.83	3	Vertical	322	2.47	-	45.38	29.35	5.14	29.66
PK	11.443G	61.89	74.00	-12.11	18.19	3	Vertical	18	1.60	-	43.70	39.54	9.44	30.79
PK	17.15868G	64.42	68.20	-3.78	20.91	3	Vertical	25	3.00	-	43.51	41.15	11.37	31.61

802.11ax HEW20_Nss2,(MCS0)_2TX

5720MHz Straddle 5.47-5.725GHz_TX

28/01/2020

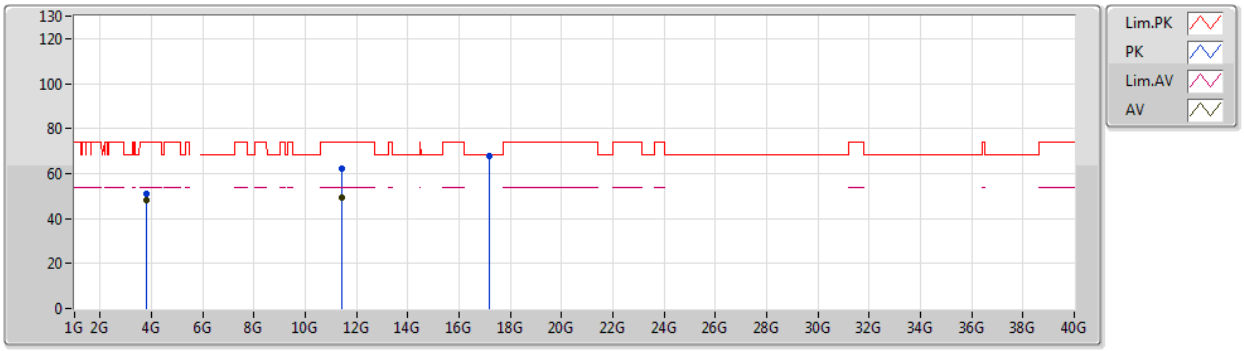

Type	Freq	Level	Limit	Margin	Factor	Dist	Condition	Azimuth	Height	Comment	Raw	AF	CL	PA
	(Hz)	(dBuV/m)	(dBuV/m)	(dB)	(dB)	(m)		(°)	(m)		(dBuV)	(dB)	(dB)	(dB)
AV	3.81338G	48.13	54.00	-5.87	4.83	3	Horizontal	355	1.90	-	43.30	29.35	5.14	29.66
AV	11.44294G	49.48	54.00	-4.52	18.19	3	Horizontal	359	1.50	-	31.29	39.54	9.44	30.79
PK	3.81328G	51.12	74.00	-22.88	4.83	3	Horizontal	355	1.90	-	46.29	29.35	5.14	29.66
PK	11.44258G	62.33	74.00	-11.67	18.19	3	Horizontal	359	1.50	-	44.14	39.54	9.44	30.79
PK	17.16384G	67.71	68.20	-0.49	20.94	3	Horizontal	344	1.55	-	46.77	41.18	11.37	31.61

802.11ax HEW20_Nss2,(MCS0)_2TX

5745MHz_TX

28/01/2020

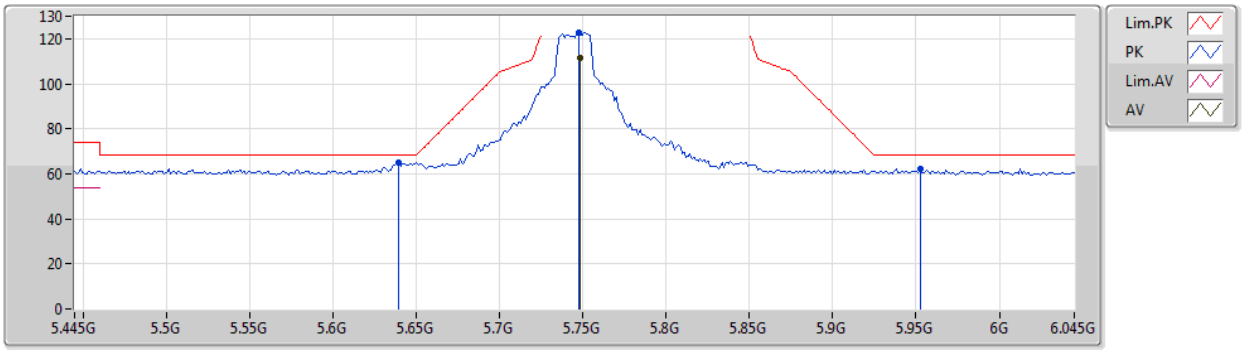

Type	Freq	Level	Limit	Margin	Factor	Dist	Condition	Azimuth	Height	Comment	Raw	AF	CL	PA
	(Hz)	(dBuV/m)	(dBuV/m)	(dB)	(dB)	(m)		(°)	(m)		(dBuV)	(dB)	(dB)	(dB)
AV	5.7486G	111.66	Inf	-Inf	8.93	3	Vertical	148	1.68	-	102.73	31.90	6.39	29.36
PK	5.6394G	64.91	68.20	-3.29	8.68	3	Vertical	148	1.68	-	56.23	31.74	6.30	29.36
PK	5.7474G	122.78	Inf	-Inf	8.92	3	Vertical	148	1.68	-	113.86	31.89	6.39	29.36
PK	5.9526G	62.06	68.20	-6.14	9.45	3	Vertical	148	1.68	-	52.61	32.25	6.55	29.35

802.11ax HEW20_Nss2,(MCS0)_2TX

5745MHz_TX

28/01/2020

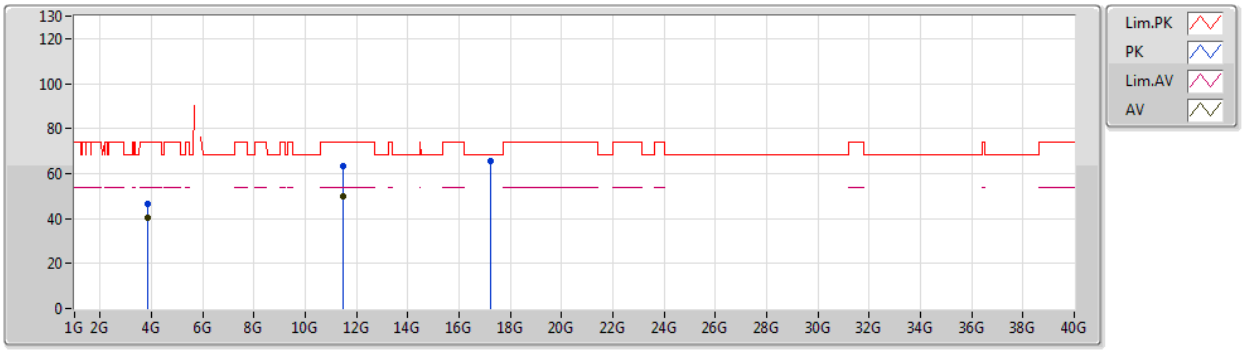

Type	Freq	Level	Limit	Margin	Factor	Dist	Condition	Azimuth	Height	Comment	Raw	AF	CL	PA
	(Hz)	(dBuV/m)	(dBuV/m)	(dB)	(dB)	(m)		(°)	(m)		(dBuV)	(dB)	(dB)	(dB)
AV	3.83002G	40.35	54.00	-13.65	4.92	3	Vertical	317	1.39	-	35.43	29.42	5.15	29.65
AV	11.49672G	49.70	54.00	-4.30	18.15	3	Vertical	36	2.01	-	31.55	39.45	9.47	30.77
PK	3.83004G	46.65	74.00	-27.35	4.92	3	Vertical	317	1.39	-	41.73	29.42	5.15	29.65
PK	11.49264G	63.36	74.00	-10.64	18.16	3	Vertical	36	2.01	-	45.20	39.46	9.47	30.77
PK	17.23344G	65.41	68.20	-2.79	21.47	3	Vertical	353	3.00	-	43.94	41.64	11.40	31.57

802.11ax HEW20_Nss2,(MCS0)_2TX

5745MHz_TX

28/01/2020

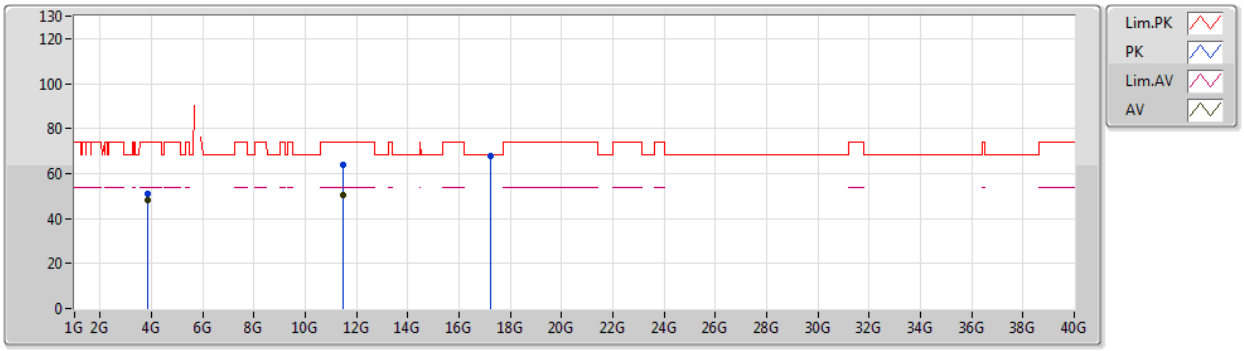

Type	Freq	Level	Limit	Margin	Factor	Dist	Condition	Azimuth	Height	Comment	Raw	AF	CL	PA
	(Hz)	(dBuV/m)	(dBuV/m)	(dB)	(dB)	(m)		(°)	(m)		(dBuV)	(dB)	(dB)	(dB)
AV	3.83003G	48.13	54.00	-5.87	4.92	3	Horizontal	352	1.89	-	43.21	29.42	5.15	29.65
AV	11.48844G	50.63	54.00	-3.37	18.17	3	Horizontal	357	1.50	-	32.46	39.47	9.47	30.77
PK	3.82998G	51.07	74.00	-22.93	4.92	3	Horizontal	352	1.89	-	46.15	29.42	5.15	29.65
PK	11.48106G	63.89	74.00	-10.11	18.16	3	Horizontal	357	1.50	-	45.73	39.48	9.46	30.78
PK	17.23662G	67.91	68.20	-0.29	21.49	3	Horizontal	344	1.53	-	46.42	41.66	11.40	31.57

802.11ax HEW20_Nss2,(MCS0)_2TX

5785MHz_TX

28/01/2020

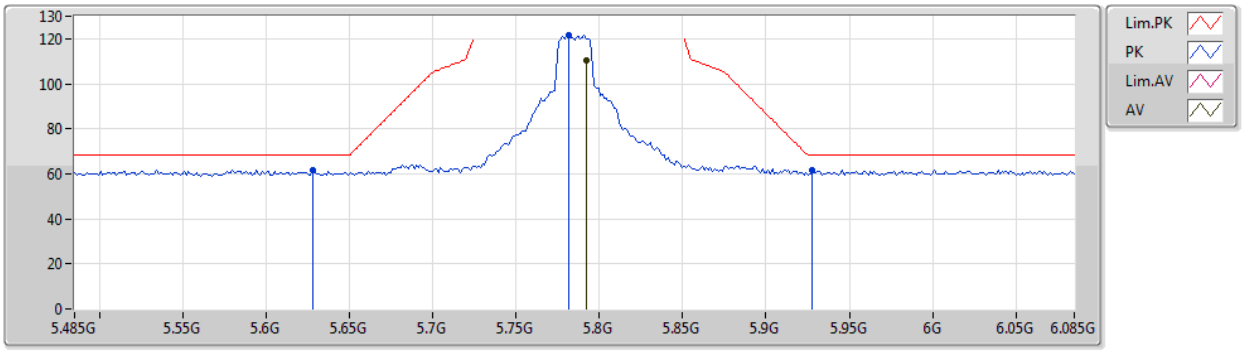

Type	Freq	Level	Limit	Margin	Factor	Dist	Condition	Azimuth	Height	Comment	Raw	AF	CL	PA
	(Hz)	(dBuV/m)	(dBuV/m)	(dB)	(dB)	(m)		(°)	(m)		(dBuV)	(dB)	(dB)	(dB)
AV	5.7922G	110.57	Inf	-Inf	9.04	3	Vertical	146	1.66	-	101.53	31.98	6.42	29.36
PK	5.6278G	61.89	68.20	-6.31	8.66	3	Vertical	146	1.66	-	53.23	31.73	6.29	29.36
PK	5.7814G	121.47	Inf	-Inf	9.02	3	Vertical	146	1.66	-	112.45	31.96	6.42	29.36
PK	5.9278G	61.76	68.20	-6.44	9.41	3	Vertical	146	1.66	-	52.35	32.23	6.53	29.35

802.11ax HEW20_Nss2,(MCS0)_2TX

5785MHz_TX

28/01/2020

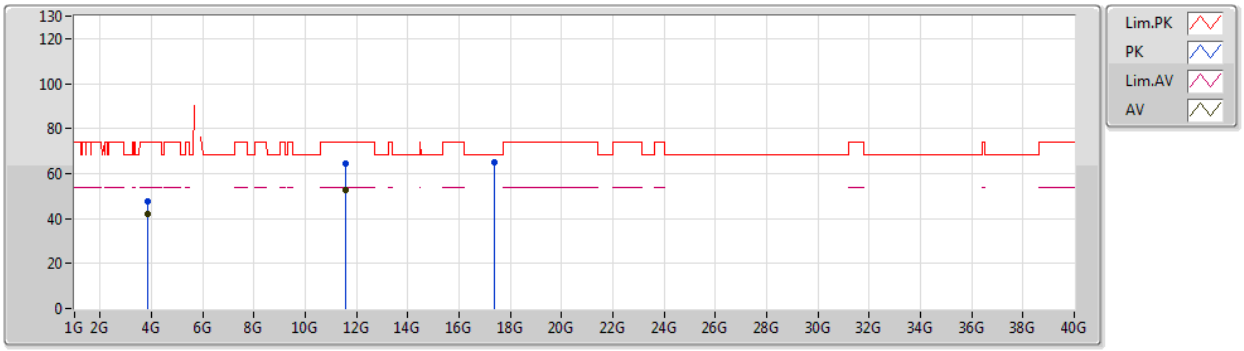

Type	Freq	Level	Limit	Margin	Factor	Dist	Condition	Azimuth	Height	Comment	Raw	AF	CL	PA
	(Hz)	(dBuV/m)	(dBuV/m)	(dB)	(dB)	(m)		(°)	(m)		(dBuV)	(dB)	(dB)	(dB)
AV	3.85669G	41.83	54.00	-12.17	5.06	3	Vertical	0	1.50	-	36.77	29.53	5.17	29.64
AV	11.57072G	52.45	54.00	-1.55	18.08	3	Vertical	37	1.49	-	34.37	39.34	9.52	30.78
PK	3.85673G	47.79	74.00	-26.21	5.06	3	Vertical	0	1.50	-	42.73	29.53	5.17	29.64
PK	11.56454G	64.39	74.00	-9.61	18.09	3	Vertical	37	1.49	-	46.30	39.35	9.52	30.78
PK	17.36658G	64.72	68.20	-3.48	22.45	3	Vertical	286	2.94	-	42.27	42.52	11.44	31.51

802.11ax HEW20_Nss2,(MCS0)_2TX

5785MHz_TX

28/01/2020

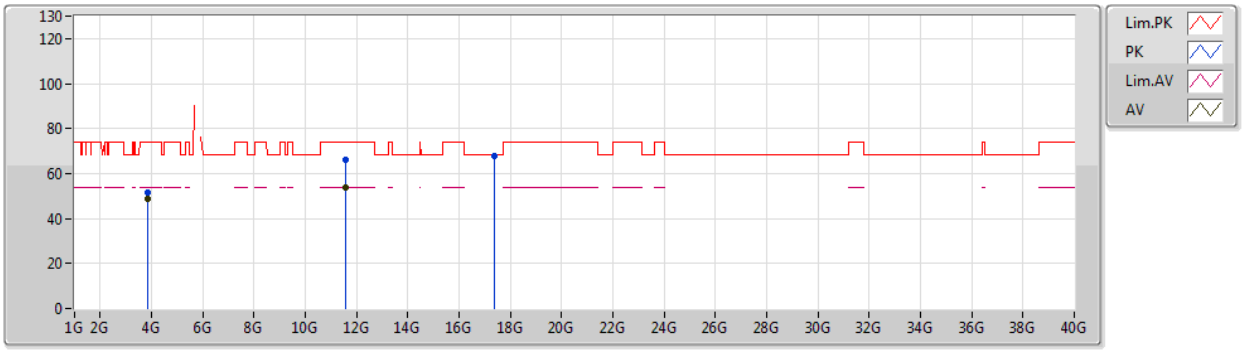

Type	Freq	Level	Limit	Margin	Factor	Dist	Condition	Azimuth	Height	Comment	Raw	AF	CL	PA
	(Hz)	(dBuV/m)	(dBuV/m)	(dB)	(dB)	(m)		(°)	(m)		(dBuV)	(dB)	(dB)	(dB)
AV	3.85668G	48.54	54.00	-5.46	5.06	3	Horizontal	347	1.80	-	43.48	29.53	5.17	29.64
AV	11.57024G	53.62	54.00	-0.38	18.08	3	Horizontal	356	1.50	-	35.54	39.34	9.52	30.78
PK	3.85667G	51.60	74.00	-22.40	5.06	3	Horizontal	347	1.80	-	46.54	29.53	5.17	29.64
PK	11.56478G	66.30	74.00	-7.70	18.09	3	Horizontal	356	1.50	-	48.21	39.35	9.52	30.78
PK	17.36568G	67.80	68.20	-0.40	22.44	3	Horizontal	345	1.55	-	45.36	42.51	11.44	31.51

802.11ax HEW20_Nss2,(MCS0)_2TX

5825MHz_TX

28/01/2020

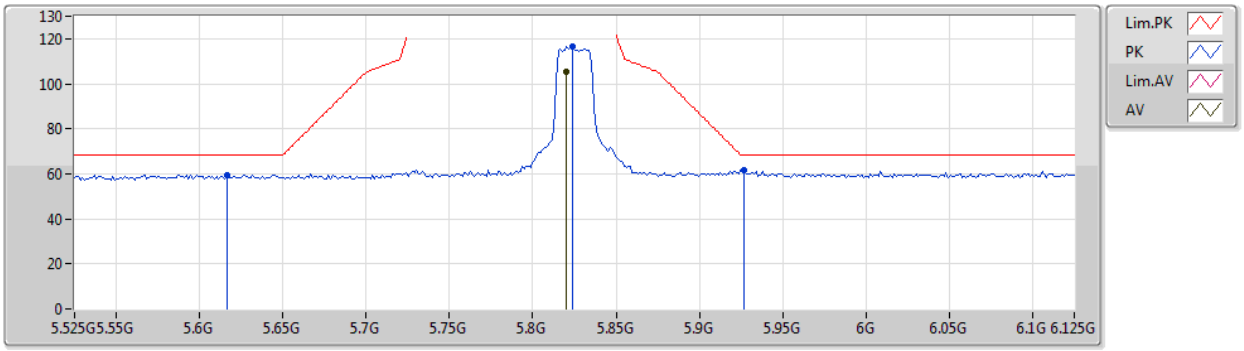

Type	Freq	Level	Limit	Margin	Factor	Dist	Condition	Azimuth	Height	Comment	Raw	AF	CL	PA
	(Hz)	(dBuV/m)	(dBuV/m)	(dB)	(dB)	(m)		(°)	(m)		(dBuV)	(dB)	(dB)	(dB)
AV	5.8202G	105.08	Inf	-Inf	9.13	3	Vertical	188	1.70	-	95.95	32.04	6.45	29.36
PK	5.6162G	59.59	68.20	-8.61	8.63	3	Vertical	188	1.70	-	50.96	31.72	6.28	29.37
PK	5.8238G	116.48	Inf	-Inf	9.14	3	Vertical	188	1.70	-	107.34	32.05	6.45	29.36
PK	5.927G	61.62	68.20	-6.58	9.41	3	Vertical	188	1.70	-	52.21	32.23	6.53	29.35

802.11ax HEW20_Nss2,(MCS0)_2TX

5825MHz_TX

28/01/2020

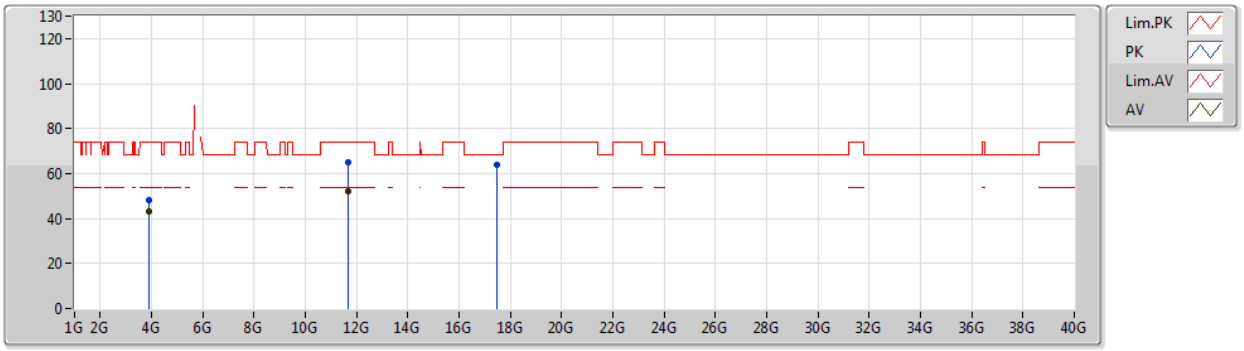

Type	Freq	Level	Limit	Margin	Factor	Dist	Condition	Azimuth	Height	Comment	Raw	AF	CL	PA
	(Hz)	(dBuV/m)	(dBuV/m)	(dB)	(dB)	(m)		(°)	(m)		(dBuV)	(dB)	(dB)	(dB)
AV	3.88338G	43.10	54.00	-10.90	5.19	3	Vertical	353	1.49	-	37.91	29.63	5.19	29.63
AV	11.6491G	52.02	54.00	-1.98	18.02	3	Vertical	33	1.84	-	34.00	39.23	9.58	30.79
PK	3.88343G	48.39	74.00	-25.61	5.19	3	Vertical	353	1.49	-	43.20	29.63	5.19	29.63
PK	11.65186G	64.84	74.00	-9.16	18.01	3	Vertical	33	1.84	-	46.83	39.22	9.58	30.79
PK	17.48352G	63.99	68.20	-4.21	23.32	3	Vertical	46	1.38	-	40.67	43.29	11.48	31.45

802.11ax HEW20_Nss2,(MCS0)_2TX

5825MHz_TX

28/01/2020

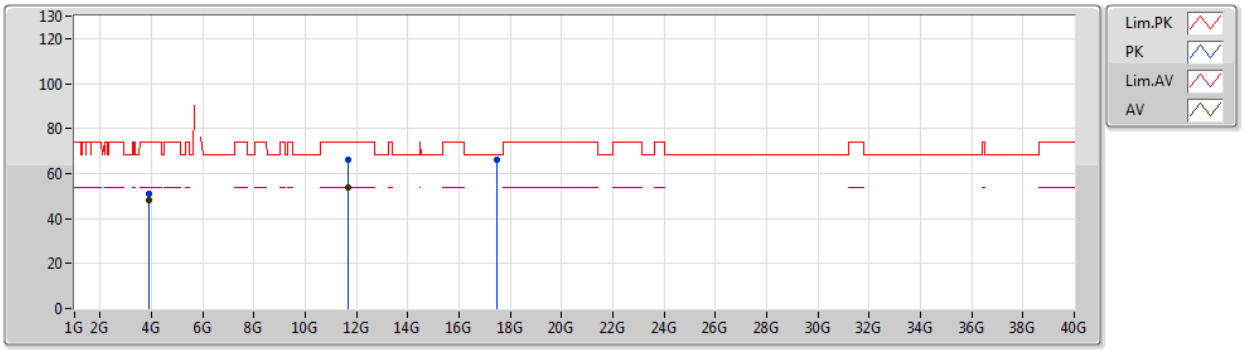

Type	Freq	Level	Limit	Margin	Factor	Dist	Condition	Azimuth	Height	Comment	Raw	AF	CL	PA
	(Hz)	(dBuV/m)	(dBuV/m)	(dB)	(dB)	(m)		(°)	(m)		(dBuV)	(dB)	(dB)	(dB)
AV	3.88337G	47.92	54.00	-6.08	5.19	3	Horizontal	348	1.73	-	42.73	29.63	5.19	29.63
AV	11.64886G	53.60	54.00	-0.40	18.02	3	Horizontal	46	1.32	-	35.58	39.23	9.58	30.79
PK	3.88332G	51.27	74.00	-22.73	5.19	3	Horizontal	348	1.73	-	46.08	29.63	5.19	29.63
PK	11.65186G	66.32	74.00	-7.68	18.01	3	Horizontal	46	1.32	-	48.31	39.22	9.58	30.79
PK	17.48562G	65.94	68.20	-2.26	23.34	3	Horizontal	294	1.50	-	42.60	43.31	11.48	31.45

802.11ax HEW40_Nss2,(MCS0))_2TX

5190MHz_TX

28/01/2020

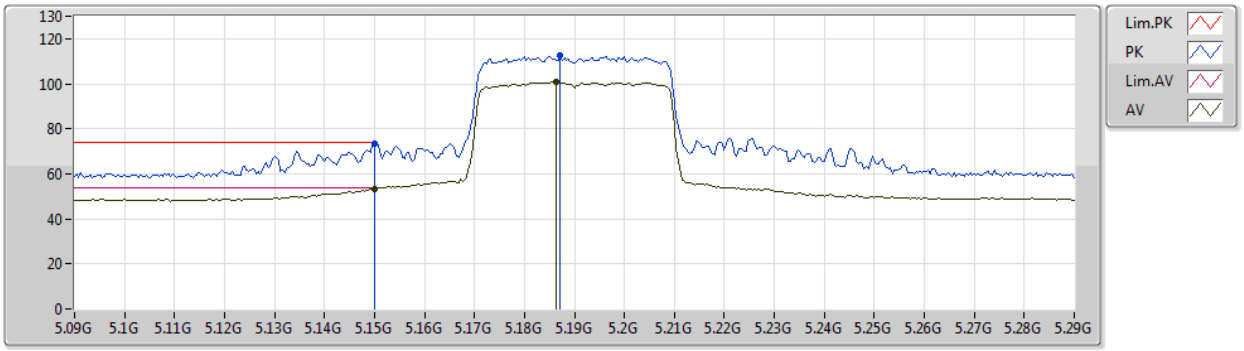

Type	Freq	Level	Limit	Margin	Factor	Dist	Condition	Azimuth	Height	Comment	Raw	AF	CL	PA
	(Hz)	(dBuV/m)	(dBuV/m)	(dB)	(dB)	(m)		(°)	(m)		(dBuV)	(dB)	(dB)	(dB)
AV	5.15G	53.35	54.00	-0.65	8.37	3	Vertical	44	1.78	-	44.98	31.70	6.00	29.33
AV	5.1864G	100.81	Inf	-Inf	8.31	3	Vertical	44	1.78	-	92.50	31.63	6.02	29.34
PK	5.15G	73.32	74.00	-0.68	8.37	3	Vertical	44	1.78	-	64.95	31.70	6.00	29.33
PK	5.1872G	112.51	Inf	-Inf	8.31	3	Vertical	44	1.78	-	104.20	31.63	6.02	29.34

802.11ax HEW40_Nss2,(MCS0))_2TX

5190MHz_TX

28/01/2020

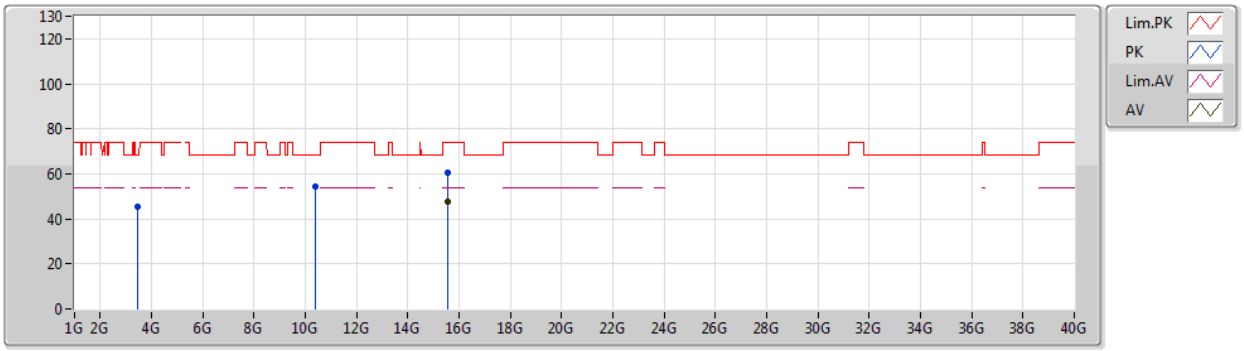

Type	Freq	Level	Limit	Margin	Factor	Dist	Condition	Azimuth	Height	Comment	Raw	AF	CL	PA
	(Hz)	(dBuV/m)	(dBuV/m)	(dB)	(dB)	(m)		(°)	(m)		(dBuV)	(dB)	(dB)	(dB)
AV	15.56304G	47.49	54.00	-6.51	17.44	3	Vertical	111	1.50	-	30.05	38.48	10.82	31.86
PK	3.45992G	45.37	68.20	-22.83	3.46	3	Vertical	347	1.17	-	41.91	28.40	4.87	29.81
PK	10.3941G	54.57	68.20	-13.63	17.59	3	Vertical	239	1.03	-	36.98	39.41	8.72	30.54
PK	15.55902G	60.36	74.00	-13.64	17.46	3	Vertical	111	1.50	-	42.90	38.50	10.82	31.86

802.11ax HEW40_Nss2,(MCS0))_2TX

5190MHz_TX

28/01/2020

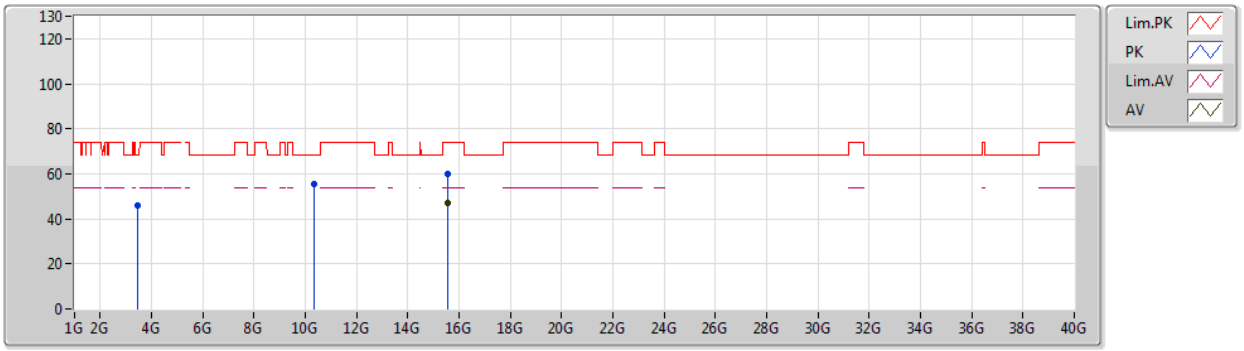

Type	Freq	Level	Limit	Margin	Factor	Dist	Condition	Azimuth	Height	Comment	Raw	AF	CL	PA
	(Hz)	(dBuV/m)	(dBuV/m)	(dB)	(dB)	(m)		(°)	(m)		(dBuV)	(dB)	(dB)	(dB)
AV	15.55884G	47.34	54.00	-6.66	17.46	3	Horizontal	98	2.62	-	29.88	38.50	10.82	31.86
PK	3.45999G	46.21	68.20	-21.99	3.46	3	Horizontal	64	2.01	-	42.75	28.40	4.87	29.81
PK	10.36752G	55.48	68.20	-12.72	17.55	3	Horizontal	55	1.50	-	37.93	39.38	8.70	30.53
PK	15.56994G	60.21	74.00	-13.79	17.40	3	Horizontal	98	2.62	-	42.81	38.45	10.82	31.87

802.11ax HEW40_Nss2,(MCS0))_2TX

5230MHz_TX

28/01/2020

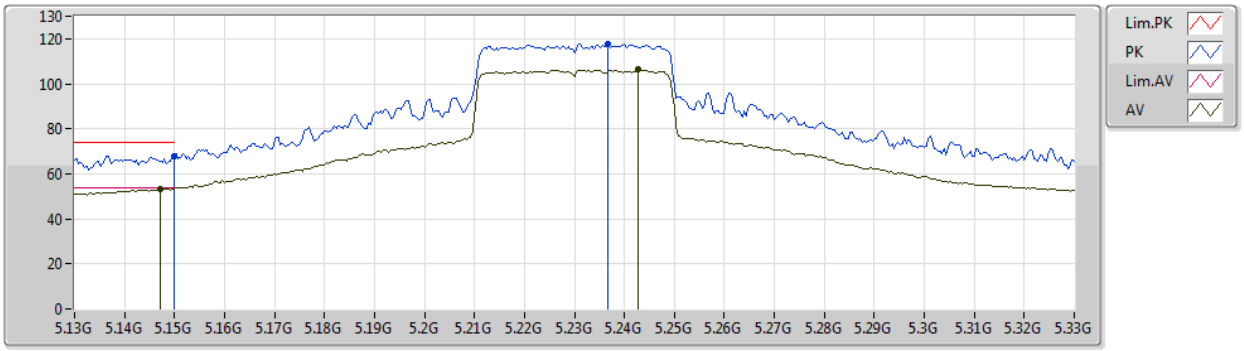

Type	Freq	Level	Limit	Margin	Factor	Dist	Condition	Azimuth	Height	Comment	Raw	AF	CL	PA
	(Hz)	(dBuV/m)	(dBuV/m)	(dB)	(dB)	(m)		(°)	(m)		(dBuV)	(dB)	(dB)	(dB)
AV	5.1472G	53.31	54.00	-0.69	8.38	3	Vertical	145	1.75	-	44.93	31.71	6.00	29.33
AV	5.2428G	106.25	Inf	-Inf	8.18	3	Vertical	145	1.75	-	98.07	31.47	6.05	29.34
PK	5.15G	67.92	74.00	-6.08	8.37	3	Vertical	145	1.75	-	59.55	31.70	6.00	29.33
PK	5.2368G	117.60	Inf	-Inf	8.20	3	Vertical	145	1.75	-	109.40	31.49	6.05	29.34

802.11ax HEW40_Nss2,(MCS0))_2TX

5230MHz_TX

28/01/2020

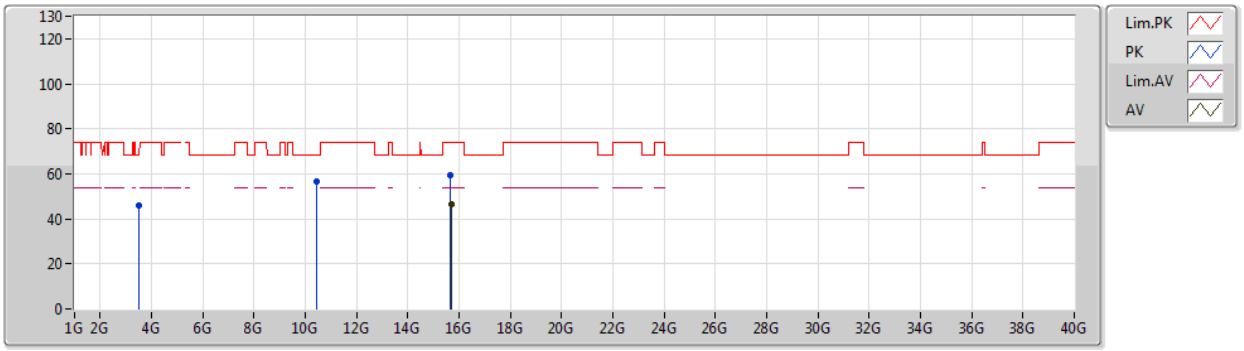

Type	Freq	Level	Limit	Margin	Factor	Dist	Condition	Azimuth	Height	Comment	Raw	AF	CL	PA
	(Hz)	(dBuV/m)	(dBuV/m)	(dB)	(dB)	(m)		(°)	(m)		(dBuV)	(dB)	(dB)	(dB)
AV	15.68598G	46.37	54.00	-7.63	16.93	3	Vertical	109	1.50	-	29.44	37.95	10.87	31.89
PK	3.48652G	45.77	68.20	-22.43	3.62	3	Vertical	345	1.23	-	42.15	28.53	4.89	29.80
PK	10.4612G	56.34	68.20	-11.86	17.70	3	Vertical	13	1.26	-	38.64	39.50	8.76	30.56
PK	15.67524G	59.31	74.00	-14.69	16.97	3	Vertical	109	1.50	-	42.34	38.00	10.86	31.89

802.11ax HEW40_Nss2,(MCS0))_2TX

5230MHz_TX

28/01/2020

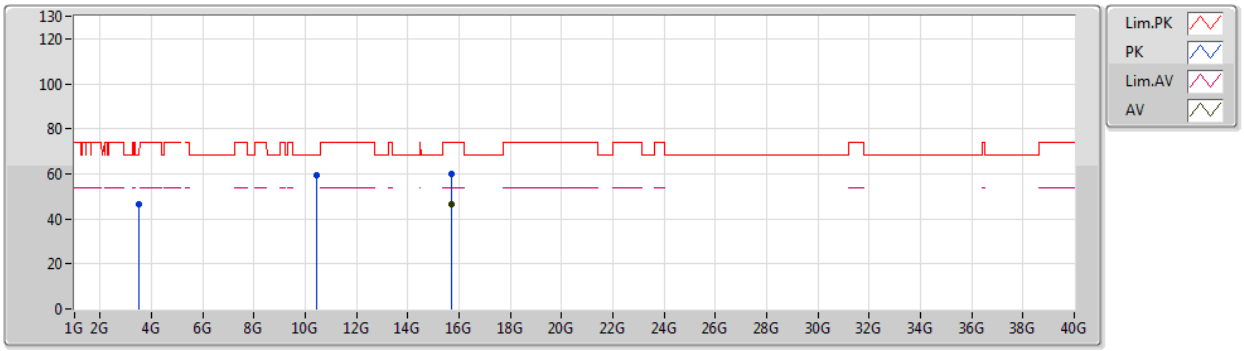

Type	Freq	Level	Limit	Margin	Factor	Dist	Condition	Azimuth	Height	Comment	Raw	AF	CL	PA
	(Hz)	(dBuV/m)	(dBuV/m)	(dB)	(dB)	(m)		(°)	(m)		(dBuV)	(dB)	(dB)	(dB)
AV	15.68238G	46.68	54.00	-7.32	16.95	3	Horizontal	341	1.77	-	29.73	37.97	10.87	31.89
PK	3.4868G	46.48	68.20	-21.72	3.62	3	Horizontal	360	1.19	-	42.86	28.53	4.89	29.80
PK	10.4612G	59.29	68.20	-8.91	17.70	3	Horizontal	58	1.48	-	41.59	39.50	8.76	30.56
PK	15.69024G	59.81	74.00	-14.19	16.91	3	Horizontal	341	1.77	-	42.90	37.93	10.87	31.89

802.11ax HEW40_Nss2,(MCS0)_2TX

5270MHz_TX

28/01/2020

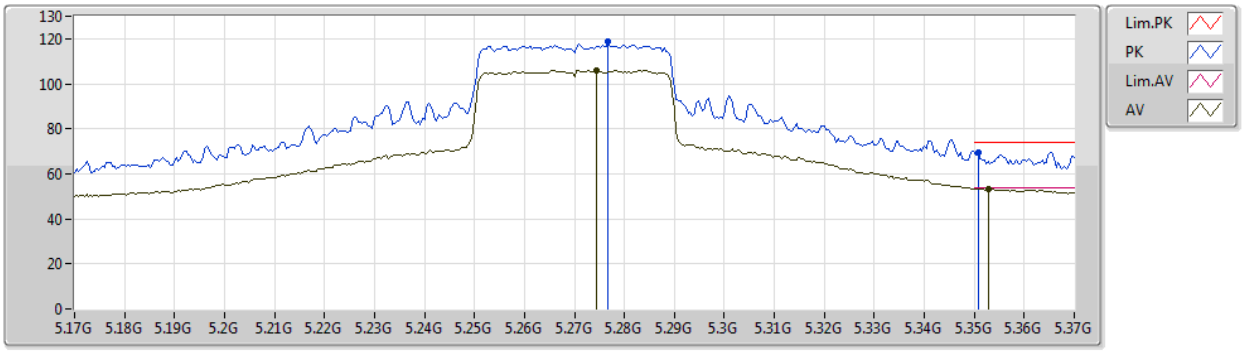

Type	Freq	Level	Limit	Margin	Factor	Dist	Condition	Azimuth	Height	Comment	Raw	AF	CL	PA
	(Hz)	(dBuV/m)	(dBuV/m)	(dB)	(dB)	(m)		(°)	(m)		(dBuV)	(dB)	(dB)	(dB)
AV	5.2744G	105.93	Inf	-Inf	8.10	3	Vertical	143	1.70	-	97.83	31.38	6.07	29.35
AV	5.3528G	53.43	54.00	-0.57	8.16	3	Vertical	143	1.70	-	45.27	31.41	6.11	29.36
PK	5.2768G	118.99	Inf	-Inf	8.09	3	Vertical	143	1.70	-	110.90	31.37	6.07	29.35
PK	5.3508G	69.57	74.00	-4.43	8.15	3	Vertical	143	1.70	-	61.42	31.40	6.11	29.36

802.11ax HEW40_Nss2,(MCS0)_2TX

5270MHz_TX

28/01/2020

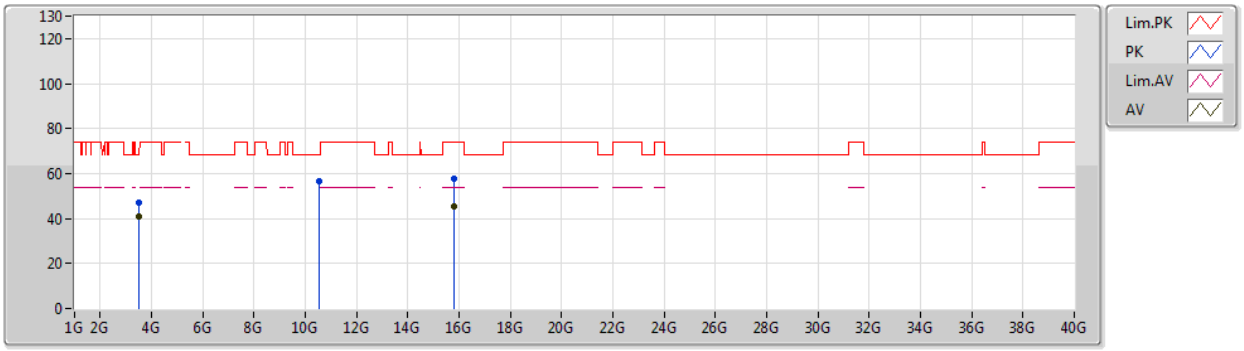

Type	Freq	Level	Limit	Margin	Factor	Dist	Condition	Azimuth	Height	Comment	Raw	AF	CL	PA
	(Hz)	(dBuV/m)	(dBuV/m)	(dB)	(dB)	(m)		(°)	(m)		(dBuV)	(dB)	(dB)	(dB)
AV	3.51338G	40.75	54.00	-13.25	3.79	3	Vertical	342	1.31	-	36.96	28.67	4.91	29.79
AV	15.79836G	45.17	54.00	-8.83	16.46	3	Vertical	355	1.50	-	28.71	37.47	10.91	31.92
PK	3.51344G	46.85	74.00	-27.15	3.79	3	Vertical	342	1.31	-	43.06	28.67	4.91	29.79
PK	10.5414G	56.43	68.20	-11.77	17.81	3	Vertical	95	1.50	-	38.62	39.60	8.82	30.61
PK	15.8076G	57.89	74.00	-16.11	16.42	3	Vertical	355	1.50	-	41.47	37.43	10.91	31.92

802.11ax HEW40_Nss2,(MCS0)_2TX

5270MHz_TX

28/01/2020

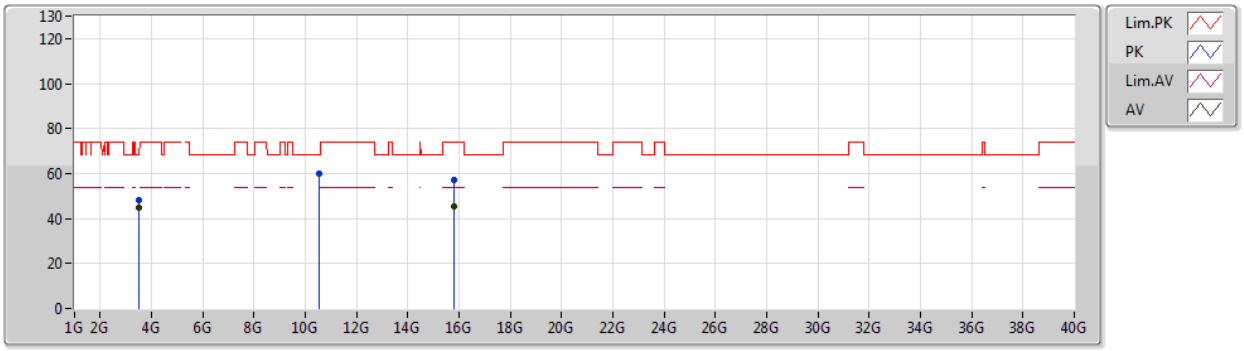

Type	Freq	Level	Limit	Margin	Factor	Dist	Condition	Azimuth	Height	Comment	Raw	AF	CL	PA
	(Hz)	(dBuV/m)	(dBuV/m)	(dB)	(dB)	(m)		(°)	(m)		(dBuV)	(dB)	(dB)	(dB)
AV	3.51334G	44.62	54.00	-9.38	3.79	3	Horizontal	338	1.23	-	40.83	28.67	4.91	29.79
AV	15.82176G	45.31	54.00	-8.69	16.37	3	Horizontal	294	2.69	-	28.94	37.37	10.92	31.92
PK	3.51331G	48.41	74.00	-25.59	3.79	3	Horizontal	338	1.23	-	44.62	28.67	4.91	29.79
PK	10.53664G	60.00	68.20	-8.20	17.81	3	Horizontal	55	1.50	-	42.19	39.60	8.81	30.60
PK	15.79986G	57.32	74.00	-16.68	16.45	3	Horizontal	294	2.69	-	40.87	37.46	10.91	31.92

802.11ax HEW40_Nss2,(MCS0)_2TX

5310MHz_TX

28/01/2020

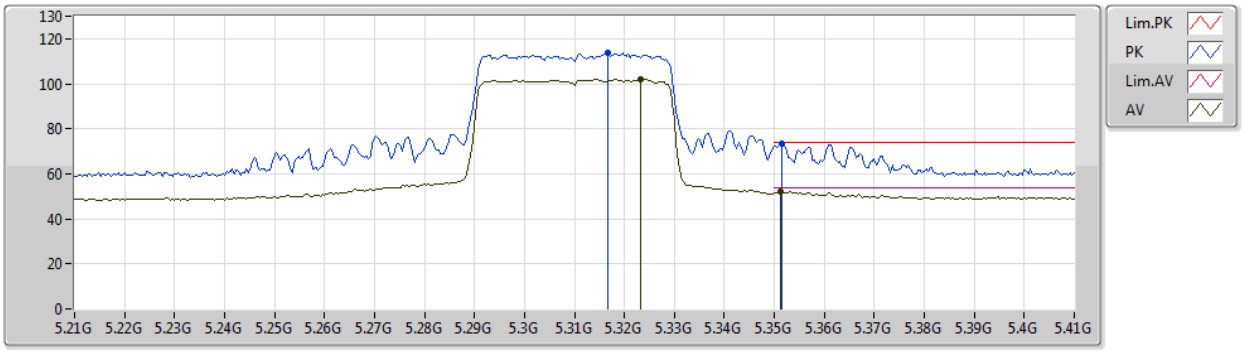

Type	Freq	Level	Limit	Margin	Factor	Dist	Condition	Azimuth	Height	Comment	Raw	AF	CL	PA
	(Hz)	(dBuV/m)	(dBuV/m)	(dB)	(dB)	(m)		(°)	(m)		(dBuV)	(dB)	(dB)	(dB)
AV	5.3232G	102.02	Inf	-Inf	8.09	3	Vertical	145	1.71	-	93.93	31.35	6.09	29.35
AV	5.3512G	52.06	54.00	-1.94	8.15	3	Vertical	145	1.71	-	43.91	31.40	6.11	29.36
PK	5.3168G	113.79	Inf	-Inf	8.07	3	Vertical	145	1.71	-	105.72	31.33	6.09	29.35
PK	5.3516G	73.45	74.00	-0.55	8.15	3	Vertical	145	1.71	-	65.30	31.40	6.11	29.36

802.11ax HEW40_Nss2,(MCS0)_2TX

5310MHz_TX

28/01/2020

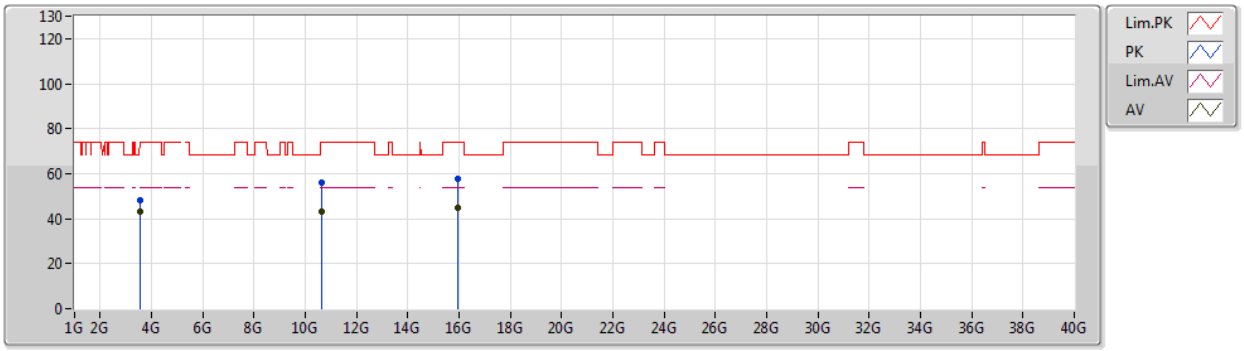

Type	Freq	Level	Limit	Margin	Factor	Dist	Condition	Azimuth	Height	Comment	Raw	AF	CL	PA
	(Hz)	(dBuV/m)	(dBuV/m)	(dB)	(dB)	(m)		(°)	(m)		(dBuV)	(dB)	(dB)	(dB)
AV	3.54002G	43.23	54.00	-10.77	3.95	3	Vertical	324	2.68	-	39.28	28.80	4.93	29.78
AV	10.62132G	43.16	54.00	-10.84	17.92	3	Vertical	0	1.50	-	25.24	39.71	8.87	30.66
AV	15.93324G	44.70	54.00	-9.30	15.90	3	Vertical	109	1.50	-	28.80	36.89	10.96	31.95
PK	3.53993G	47.97	74.00	-26.03	3.95	3	Vertical	324	2.68	-	44.02	28.80	4.93	29.78
PK	10.62486G	55.98	74.00	-18.02	17.92	3	Vertical	0	1.50	-	38.06	39.71	8.87	30.66
PK	15.93294G	57.48	74.00	-16.52	15.90	3	Vertical	109	1.50	-	41.58	36.89	10.96	31.95

802.11ax HEW40_Nss2,(MCS0)_2TX

5310MHz_TX

28/01/2020

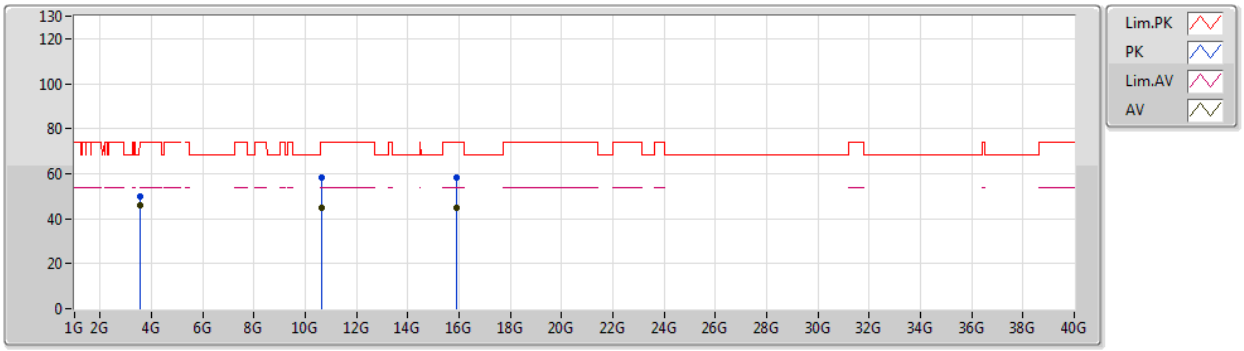

Type	Freq	Level	Limit	Margin	Factor	Dist	Condition	Azimuth	Height	Comment	Raw	AF	CL	PA
	(Hz)	(dBuV/m)	(dBuV/m)	(dB)	(dB)	(m)		(°)	(m)		(dBuV)	(dB)	(dB)	(dB)
AV	3.54004G	46.15	54.00	-7.85	3.95	3	Horizontal	345	1.00	-	42.20	28.80	4.93	29.78
AV	10.62072G	44.89	54.00	-9.11	17.92	3	Horizontal	86	1.59	-	26.97	39.71	8.87	30.66
AV	15.915G	44.64	54.00	-9.36	15.99	3	Horizontal	324	1.50	-	28.65	36.97	10.96	31.94
PK	3.54005G	49.90	74.00	-24.10	3.95	3	Horizontal	345	1.00	-	45.95	28.80	4.93	29.78
PK	10.61592G	58.04	74.00	-15.96	17.91	3	Horizontal	86	1.59	-	40.13	39.70	8.87	30.66
PK	15.92448G	58.21	74.00	-15.79	15.94	3	Horizontal	324	1.50	-	42.27	36.92	10.96	31.94

802.11ax HEW40_Nss2,(MCS0)_2TX

5510MHz_TX

28/01/2020

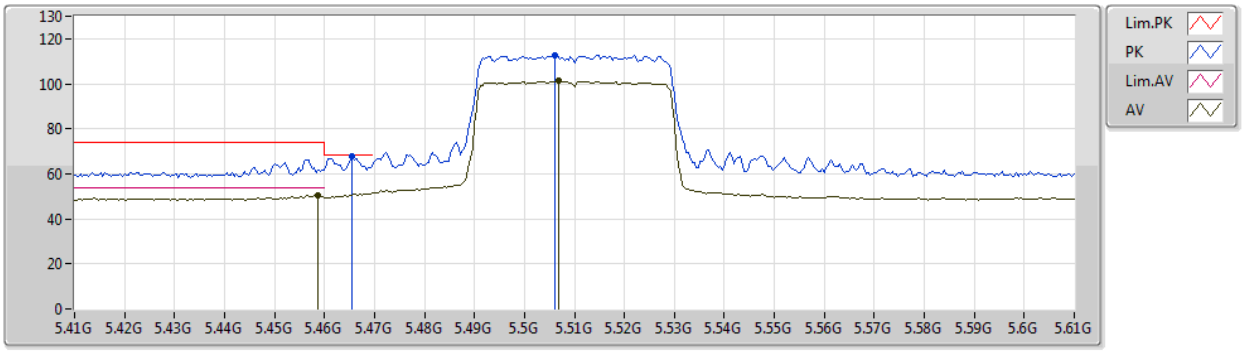

Type	Freq	Level	Limit	Margin	Factor	Dist	Condition	Azimuth	Height	Comment	Raw	AF	CL	PA
	(Hz)	(dBuV/m)	(dBuV/m)	(dB)	(dB)	(m)		(°)	(m)		(dBuV)	(dB)	(dB)	(dB)
AV	5.4588G	50.45	54.00	-3.55	8.54	3	Vertical	146	1.59	-	41.91	31.74	6.17	29.37
AV	5.5068G	101.18	Inf	-Inf	8.72	3	Vertical	146	1.59	-	92.46	31.89	6.20	29.37
PK	5.4656G	67.74	68.20	-0.46	8.56	3	Vertical	146	1.59	-	59.18	31.76	6.17	29.37
PK	5.506G	112.81	Inf	-Inf	8.71	3	Vertical	146	1.59	-	104.10	31.89	6.19	29.37

802.11ax HEW40_Nss2,(MCS0)_2TX

5510MHz_TX

28/01/2020

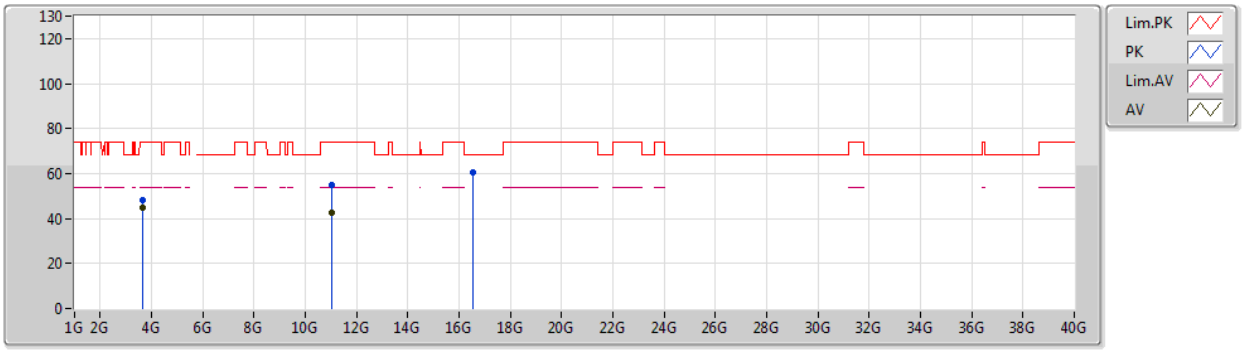

Type	Freq	Level	Limit	Margin	Factor	Dist	Condition	Azimuth	Height	Comment	Raw	AF	CL	PA
	(Hz)	(dBuV/m)	(dBuV/m)	(dB)	(dB)	(m)		(°)	(m)		(dBuV)	(dB)	(dB)	(dB)
AV	3.67334G	44.58	54.00	-9.42	4.41	3	Vertical	333	1.23	-	40.17	29.10	5.03	29.72
AV	11.02204G	42.67	54.00	-11.33	18.41	3	Vertical	336	1.50	-	24.26	40.17	9.15	30.91
PK	3.67331G	48.42	74.00	-25.58	4.41	3	Vertical	333	1.23	-	44.01	29.10	5.03	29.72
PK	11.023G	55.18	74.00	-18.82	18.41	3	Vertical	336	1.50	-	36.77	40.17	9.15	30.91
PK	16.5276G	60.30	68.20	-7.90	17.92	3	Vertical	4	2.59	-	42.38	38.45	11.16	31.69

802.11ax HEW40_Nss2,(MCS0)_2TX

5510MHz_TX

28/01/2020

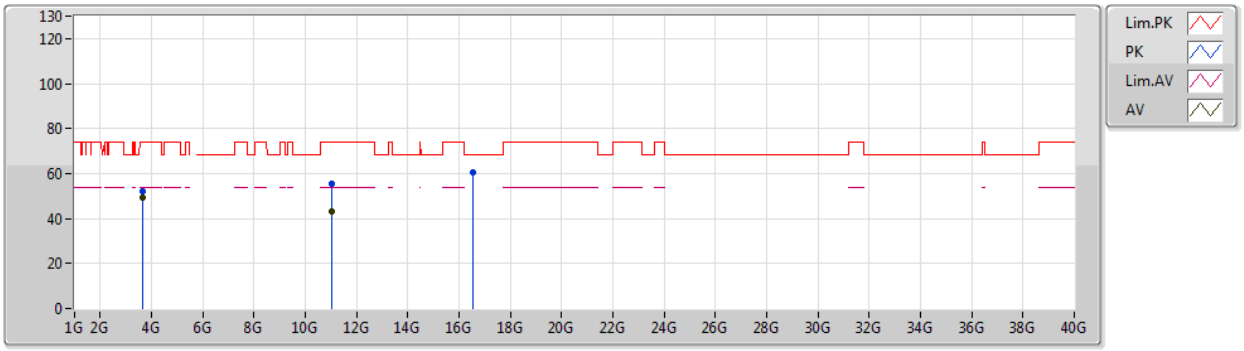

Type	Freq	Level	Limit	Margin	Factor	Dist	Condition	Azimuth	Height	Comment	Raw	AF	CL	PA
	(Hz)	(dBuV/m)	(dBuV/m)	(dB)	(dB)	(m)		(°)	(m)		(dBuV)	(dB)	(dB)	(dB)
AV	3.67332G	49.58	54.00	-4.42	4.41	3	Horizontal	336	1.34	-	45.17	29.10	5.03	29.72
AV	11.02456G	42.87	54.00	-11.13	18.40	3	Horizontal	82	1.50	-	24.47	40.16	9.15	30.91
PK	3.67328G	52.04	74.00	-21.96	4.41	3	Horizontal	336	1.34	-	47.63	29.10	5.03	29.72
PK	11.0128G	55.28	74.00	-18.72	18.40	3	Horizontal	82	1.50	-	36.88	40.18	9.14	30.92
PK	16.52256G	60.42	68.20	-7.78	17.90	3	Horizontal	242	2.24	-	42.52	38.43	11.16	31.69

802.11ax HEW40_Nss2,(MCS0)_2TX

5550MHz_TX

28/01/2020

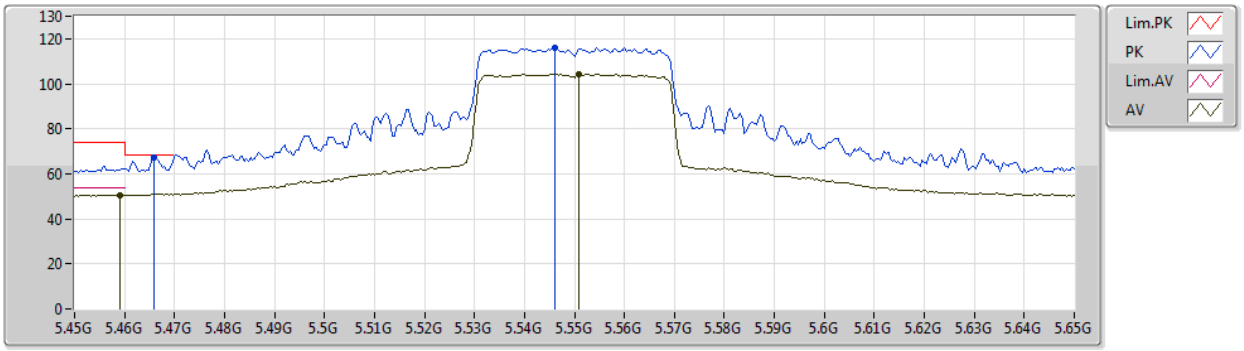

Type	Freq	Level	Limit	Margin	Factor	Dist	Condition	Azimuth	Height	Comment	Raw	AF	CL	PA
	(Hz)	(dBuV/m)	(dBuV/m)	(dB)	(dB)	(m)		(°)	(m)		(dBuV)	(dB)	(dB)	(dB)
AV	5.4592G	50.67	54.00	-3.33	8.54	3	Vertical	145	1.57	-	42.13	31.74	6.17	29.37
AV	5.5508G	104.31	Inf	-Inf	8.66	3	Vertical	145	1.57	-	95.65	31.80	6.23	29.37
PK	5.466G	67.47	68.20	-0.73	8.56	3	Vertical	145	1.57	-	58.91	31.76	6.17	29.37
PK	5.546G	116.08	Inf	-Inf	8.67	3	Vertical	145	1.57	-	107.41	31.81	6.23	29.37

802.11ax HEW40_Nss2,(MCS0)_2TX

5550MHz_TX

28/01/2020

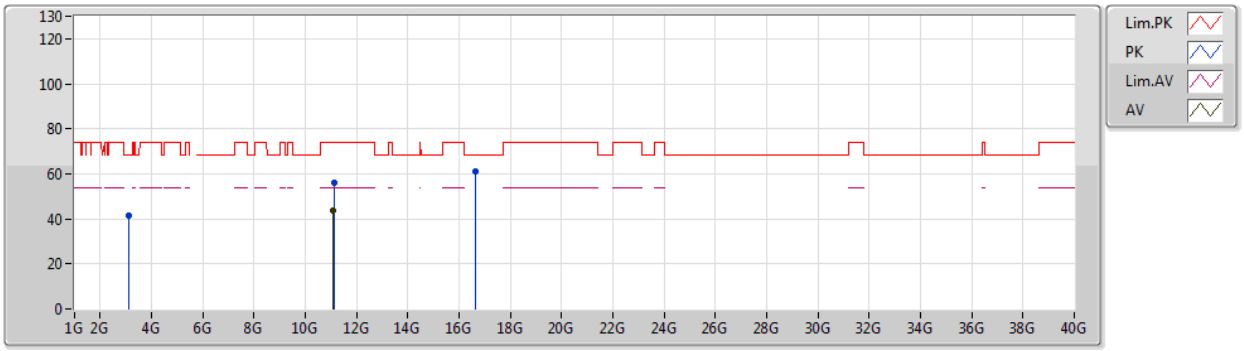

Type	Freq	Level	Limit	Margin	Factor	Dist	Condition	Azimuth	Height	Comment	Raw	AF	CL	PA
	(Hz)	(dBuV/m)	(dBuV/m)	(dB)	(dB)	(m)		(°)	(m)		(dBuV)	(dB)	(dB)	(dB)
AV	11.10168G	43.92	54.00	-10.08	18.36	3	Vertical	332	1.45	-	25.56	40.05	9.20	30.89
PK	3.12526G	41.61	68.20	-26.59	3.45	3	Vertical	360	1.43	-	38.16	28.73	4.65	29.93
PK	11.11062G	56.26	74.00	-17.74	18.35	3	Vertical	332	1.45	-	37.91	40.03	9.21	30.89
PK	16.63992G	61.11	68.20	-7.09	18.35	3	Vertical	210	1.50	-	42.76	38.84	11.20	31.69

802.11ax HEW40_Nss2,(MCS0)_2TX

5550MHz_TX

28/01/2020

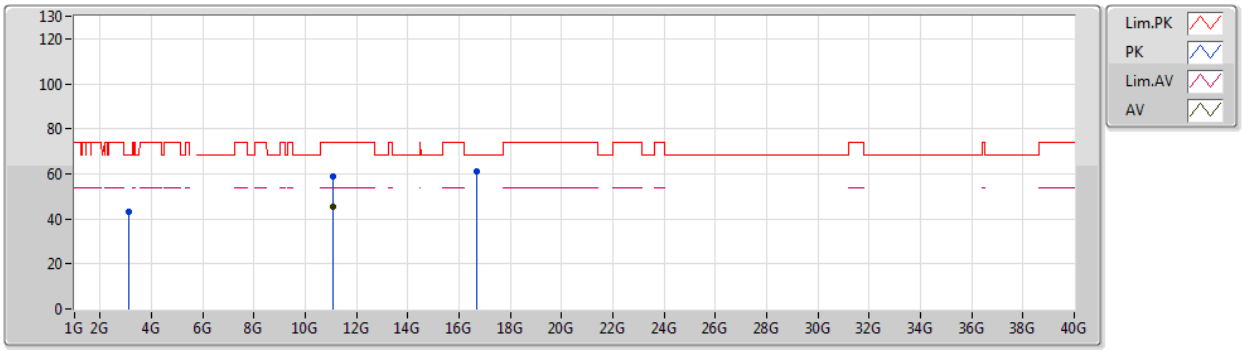

Type	Freq	Level	Limit	Margin	Factor	Dist	Condition	Azimuth	Height	Comment	Raw	AF	CL	PA
	(Hz)	(dBuV/m)	(dBuV/m)	(dB)	(dB)	(m)		(°)	(m)		(dBuV)	(dB)	(dB)	(dB)
AV	11.10132G	45.47	54.00	-8.53	18.36	3	Horizontal	360	1.61	-	27.11	40.05	9.20	30.89
PK	3.12503G	42.89	68.20	-25.31	3.45	3	Horizontal	360	1.55	-	39.44	28.73	4.65	29.93
PK	11.09892G	58.59	74.00	-15.41	18.36	3	Horizontal	360	1.61	-	40.23	40.05	9.20	30.89
PK	16.6647G	61.14	68.20	-7.06	18.45	3	Horizontal	82	2.63	-	42.69	38.93	11.21	31.69

802.11ax HEW40_Nss2,(MCS0)_2TX

5670MHz_TX

28/01/2020

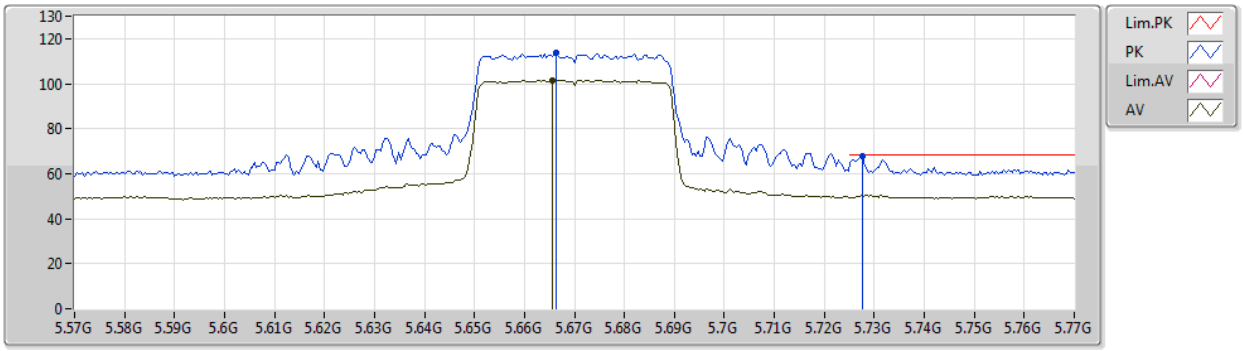

Type	Freq	Level	Limit	Margin	Factor	Dist	Condition	Azimuth	Height	Comment	Raw	AF	CL	PA
	(Hz)	(dBuV/m)	(dBuV/m)	(dB)	(dB)	(m)		(°)	(m)		(dBuV)	(dB)	(dB)	(dB)
AV	5.6656G	101.66	Inf	-Inf	8.73	3	Vertical	146	1.50	-	92.93	31.77	6.32	29.36
PK	5.6664G	113.72	Inf	-Inf	8.73	3	Vertical	146	1.50	-	104.99	31.77	6.32	29.36
PK	5.7276G	67.57	68.20	-0.63	8.87	3	Vertical	146	1.50	-	58.70	31.86	6.37	29.36

802.11ax HEW40_Nss2,(MCS0)_2TX

5670MHz_TX

28/01/2020

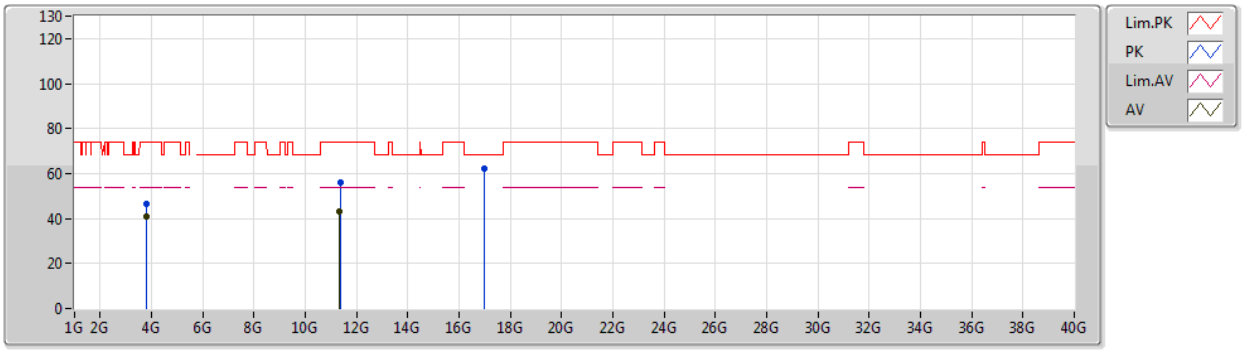

Type	Freq	Level	Limit	Margin	Factor	Dist	Condition	Azimuth	Height	Comment	Raw	AF	CL	PA
	(Hz)	(dBuV/m)	(dBuV/m)	(dB)	(dB)	(m)		(°)	(m)		(dBuV)	(dB)	(dB)	(dB)
AV	3.78002G	40.91	54.00	-13.09	4.69	3	Vertical	146	1.07	-	36.22	29.26	5.11	29.68
AV	11.34156G	43.04	54.00	-10.96	18.24	3	Vertical	329	2.09	-	24.80	39.69	9.37	30.82
PK	3.78G	46.72	74.00	-27.28	4.69	3	Vertical	146	1.07	-	42.03	29.26	5.11	29.68
PK	11.35254G	55.90	74.00	-18.10	18.23	3	Vertical	329	2.09	-	37.67	39.67	9.37	30.81
PK	17.00742G	62.39	68.20	-5.81	19.78	3	Vertical	110	1.50	-	42.61	40.15	11.32	31.69

802.11ax HEW40_Nss2,(MCS0)_2TX

5670MHz_TX

28/01/2020

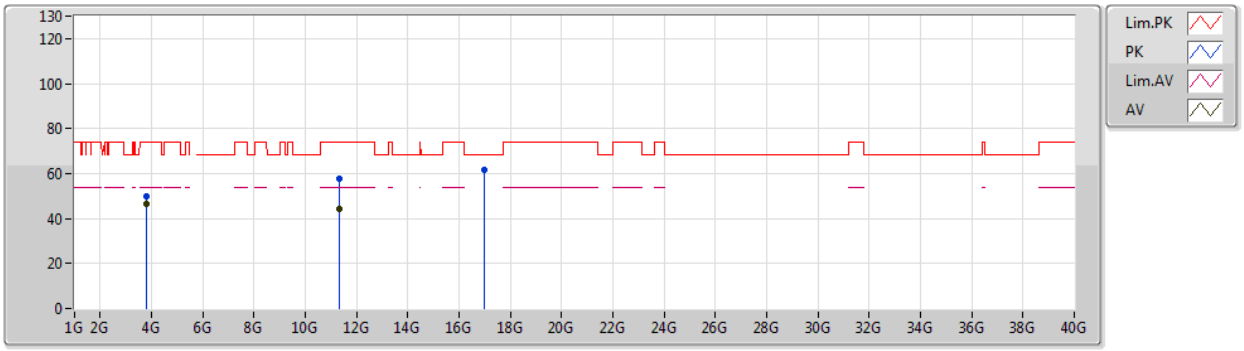

Type	Freq	Level	Limit	Margin	Factor	Dist	Condition	Azimuth	Height	Comment	Raw	AF	CL	PA
	(Hz)	(dBuV/m)	(dBuV/m)	(dB)	(dB)	(m)		(°)	(m)		(dBuV)	(dB)	(dB)	(dB)
AV	3.78002G	46.24	54.00	-7.76	4.69	3	Horizontal	0	1.64	-	41.55	29.26	5.11	29.68
AV	11.3403G	44.46	54.00	-9.54	18.23	3	Horizontal	62	1.23	-	26.23	39.69	9.36	30.82
PK	3.78005G	49.88	74.00	-24.12	4.69	3	Horizontal	0	1.64	-	45.19	29.26	5.11	29.68
PK	11.33886G	57.46	74.00	-16.54	18.23	3	Horizontal	62	1.23	-	39.23	39.69	9.36	30.82
PK	17.00718G	61.61	68.20	-6.59	19.78	3	Horizontal	102	1.71	-	41.83	40.15	11.32	31.69

802.11ax HEW40_Nss2,(MCS0)_2TX

5710MHz Straddle 5.47-5.725GHz_TX

28/01/2020

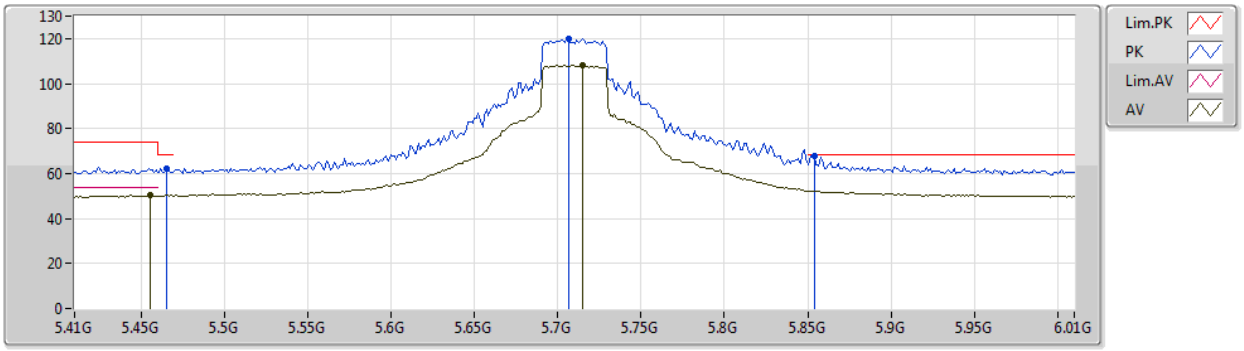

Type	Freq	Level	Limit	Margin	Factor	Dist	Condition	Azimuth	Height	Comment	Raw	AF	CL	PA
	(Hz)	(dBuV/m)	(dBuV/m)	(dB)	(dB)	(m)		(°)	(m)		(dBuV)	(dB)	(dB)	(dB)
AV	5.4556G	50.29	54.00	-3.71	8.52	3	Vertical	146	1.60	-	41.77	31.72	6.17	29.37
AV	5.7148G	108.17	Inf	-Inf	8.83	3	Vertical	146	1.60	-	99.34	31.83	6.36	29.36
PK	5.4652G	62.30	68.20	-5.90	8.56	3	Vertical	146	1.60	-	53.74	31.76	6.17	29.37
PK	5.7064G	120.17	Inf	-Inf	8.81	3	Vertical	146	1.60	-	111.36	31.81	6.36	29.36
PK	5.854G	67.81	68.20	-0.39	9.22	3	Vertical	146	1.60	-	58.59	32.11	6.47	29.36

802.11ax HEW40_Nss2,(MCS0)_2TX

5710MHz Straddle 5.47-5.725GHz_TX

28/01/2020

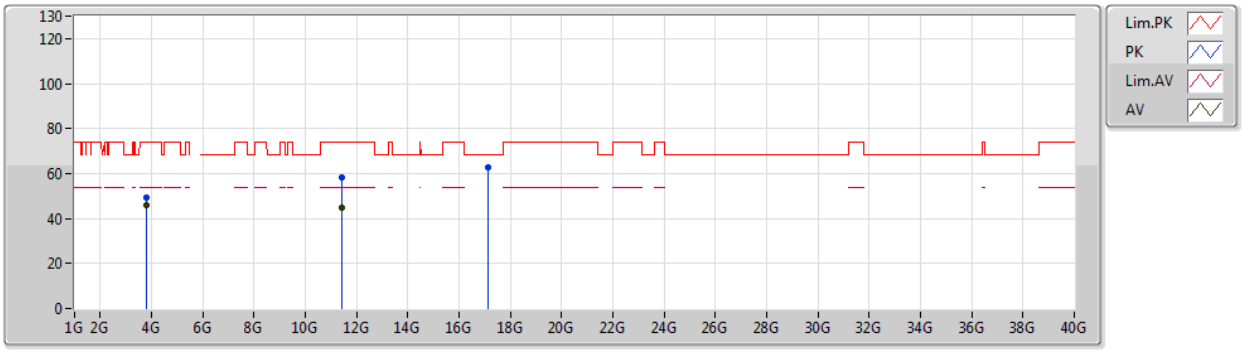

Type	Freq	Level	Limit	Margin	Factor	Dist	Condition	Azimuth	Height	Comment	Raw	AF	CL	PA
	(Hz)	(dBuV/m)	(dBuV/m)	(dB)	(dB)	(m)		(°)	(m)		(dBuV)	(dB)	(dB)	(dB)
AV	3.8067G	45.87	54.00	-8.13	4.79	3	Vertical	323	2.46	-	41.08	29.33	5.13	29.67
AV	11.42504G	45.01	54.00	-8.99	18.19	3	Vertical	0	1.66	-	26.82	39.56	9.42	30.79
PK	3.80659G	49.33	74.00	-24.67	4.79	3	Vertical	323	2.46	-	44.54	29.33	5.13	29.67
PK	11.41496G	58.16	74.00	-15.84	18.20	3	Vertical	0	1.66	-	39.96	39.58	9.42	30.80
PK	17.12994G	62.48	68.20	-5.72	20.69	3	Vertical	69	1.50	-	41.79	40.96	11.36	31.63

802.11ax HEW40_Nss2,(MCS0)_2TX

5710MHz Straddle 5.47-5.725GHz_TX

28/01/2020

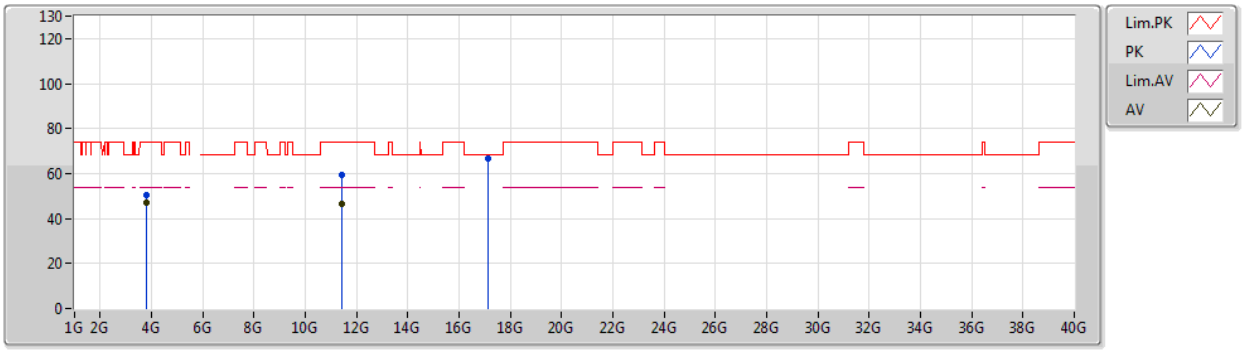

Type	Freq	Level	Limit	Margin	Factor	Dist	Condition	Azimuth	Height	Comment	Raw	AF	CL	PA
	(Hz)	(dBuV/m)	(dBuV/m)	(dB)	(dB)	(m)		(°)	(m)		(dBuV)	(dB)	(dB)	(dB)
AV	3.80665G	47.06	54.00	-6.94	4.79	3	Horizontal	355	1.79	-	42.27	29.33	5.13	29.67
AV	11.42186G	46.71	54.00	-7.29	18.20	3	Horizontal	0	1.54	-	28.51	39.57	9.42	30.79
PK	3.80666G	50.16	74.00	-23.84	4.79	3	Horizontal	355	1.79	-	45.37	29.33	5.13	29.67
PK	11.41886G	59.57	74.00	-14.43	18.20	3	Horizontal	0	1.54	-	41.37	39.57	9.42	30.79
PK	17.12964G	66.44	68.20	-1.76	20.69	3	Horizontal	341	1.49	-	45.75	40.96	11.36	31.63

802.11ax HEW40_Nss2,(MCS0)_2TX

5755MHz_TX

28/01/2020

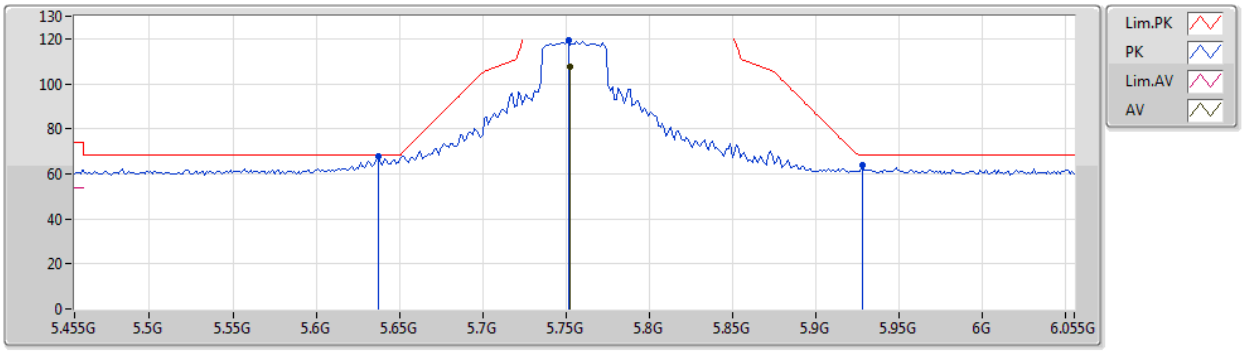

Type	Freq	Level	Limit	Margin	Factor	Dist	Condition	Azimuth	Height	Comment	Raw	AF	CL	PA
	(Hz)	(dBuV/m)	(dBuV/m)	(dB)	(dB)	(m)		(°)	(m)		(dBuV)	(dB)	(dB)	(dB)
AV	5.7526G	107.31	Inf	-Inf	8.94	3	Vertical	146	1.68	-	98.37	31.91	6.39	29.36
PK	5.6374G	67.83	68.20	-0.37	8.68	3	Vertical	146	1.68	-	59.15	31.74	6.30	29.36
PK	5.7514G	119.54	Inf	-Inf	8.93	3	Vertical	146	1.68	-	110.61	31.90	6.39	29.36
PK	5.9278G	63.62	68.20	-4.58	9.41	3	Vertical	146	1.68	-	54.21	32.23	6.53	29.35

802.11ax HEW40_Nss2,(MCS0)_2TX

5755MHz_TX

28/01/2020

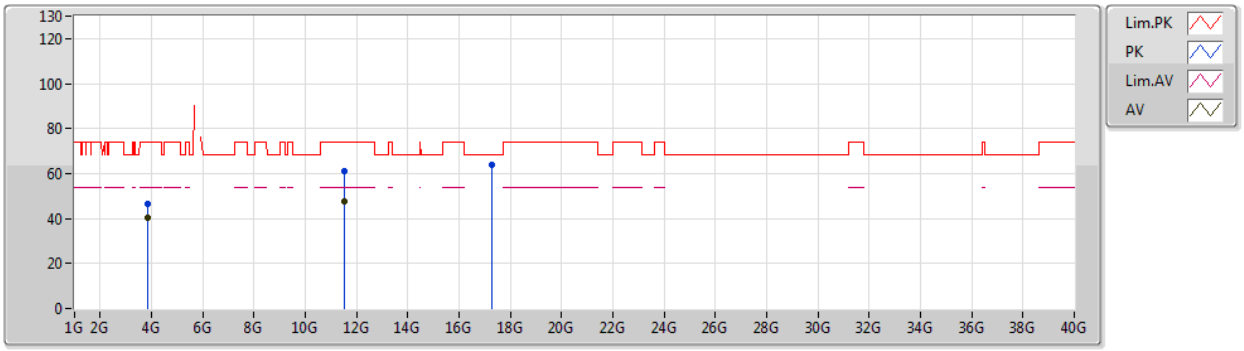

Type	Freq	Level	Limit	Margin	Factor	Dist	Condition	Azimuth	Height	Comment	Raw	AF	CL	PA
	(Hz)	(dBuV/m)	(dBuV/m)	(dB)	(dB)	(m)		(°)	(m)		(dBuV)	(dB)	(dB)	(dB)
AV	3.83666G	40.13	54.00	-13.87	4.96	3	Vertical	0	1.50	-	35.17	29.45	5.16	29.65
AV	11.5121G	47.68	54.00	-6.32	18.14	3	Vertical	38	1.97	-	29.54	39.43	9.48	30.77
PK	3.83681G	46.46	74.00	-27.54	4.96	3	Vertical	0	1.50	-	41.50	29.45	5.16	29.65
PK	11.50874G	61.07	74.00	-12.93	18.15	3	Vertical	38	1.97	-	42.92	39.44	9.48	30.77
PK	17.27688G	63.82	68.20	-4.38	21.79	3	Vertical	317	1.50	-	42.03	41.93	11.41	31.55

802.11ax HEW40_Nss2,(MCS0)_2TX

5755MHz_TX

28/01/2020

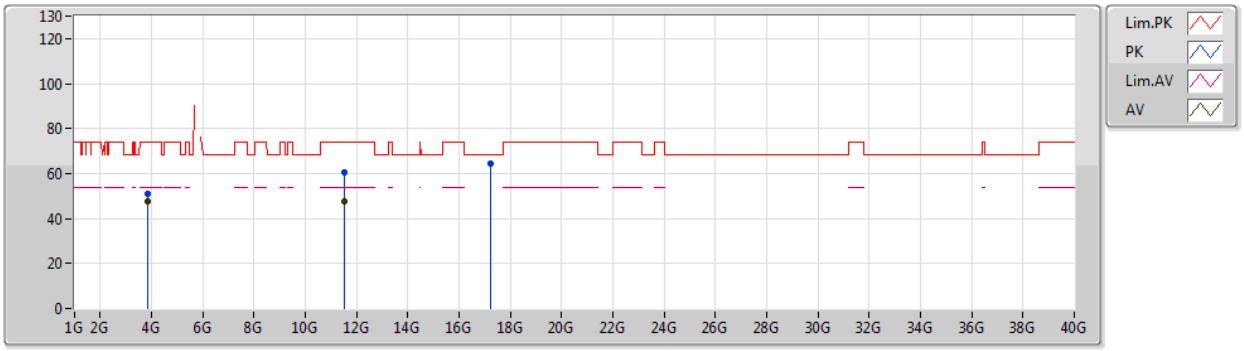

Type	Freq	Level	Limit	Margin	Factor	Dist	Condition	Azimuth	Height	Comment	Raw	AF	CL	PA
	(Hz)	(dBuV/m)	(dBuV/m)	(dB)	(dB)	(m)		(°)	(m)		(dBuV)	(dB)	(dB)	(dB)
AV	3.83668G	47.90	54.00	-6.10	4.96	3	Horizontal	348	1.75	-	42.94	29.45	5.16	29.65
AV	11.51186G	47.86	54.00	-6.14	18.14	3	Horizontal	360	1.50	-	29.72	39.43	9.48	30.77
PK	3.83666G	50.84	74.00	-23.16	4.96	3	Horizontal	348	1.75	-	45.88	29.45	5.16	29.65
PK	11.51108G	60.70	74.00	-13.30	18.14	3	Horizontal	360	1.50	-	42.56	39.43	9.48	30.77
PK	17.25192G	64.67	68.20	-3.53	21.60	3	Horizontal	345	2.17	-	43.07	41.76	11.40	31.56

802.11ax HEW40_Nss2,(MCS0)_2TX

5795MHz_TX

28/01/2020

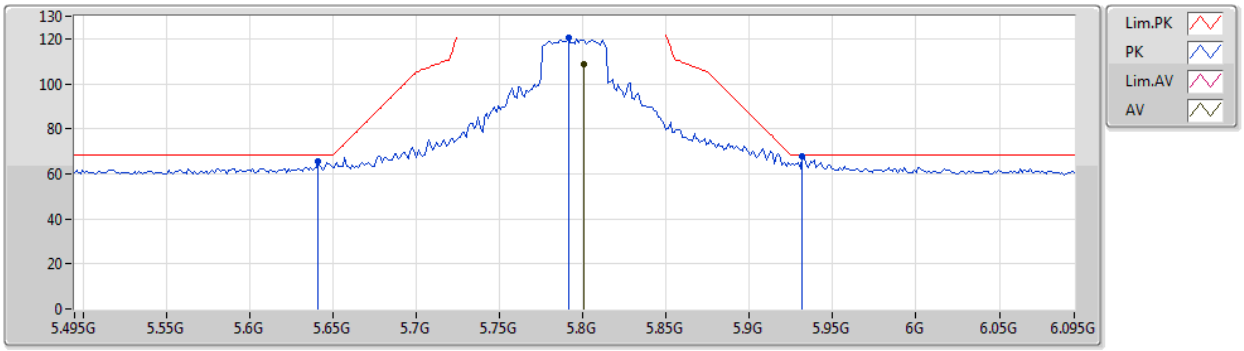

Type	Freq	Level	Limit	Margin	Factor	Dist	Condition	Azimuth	Height	Comment	Raw	AF	CL	PA
	(Hz)	(dBuV/m)	(dBuV/m)	(dB)	(dB)	(m)		(°)	(m)		(dBuV)	(dB)	(dB)	(dB)
AV	5.801G	108.54	Inf	-Inf	9.07	3	Vertical	148	1.64	-	99.47	32.00	6.43	29.36
PK	5.6414G	65.80	68.20	-2.40	8.68	3	Vertical	148	1.64	-	57.12	31.74	6.30	29.36
PK	5.7914G	120.41	Inf	-Inf	9.04	3	Vertical	148	1.64	-	111.37	31.98	6.42	29.36
PK	5.9318G	67.68	68.20	-0.52	9.42	3	Vertical	148	1.64	-	58.26	32.23	6.54	29.35

802.11ax HEW40_Nss2,(MCS0)_2TX

5795MHz_TX

28/01/2020

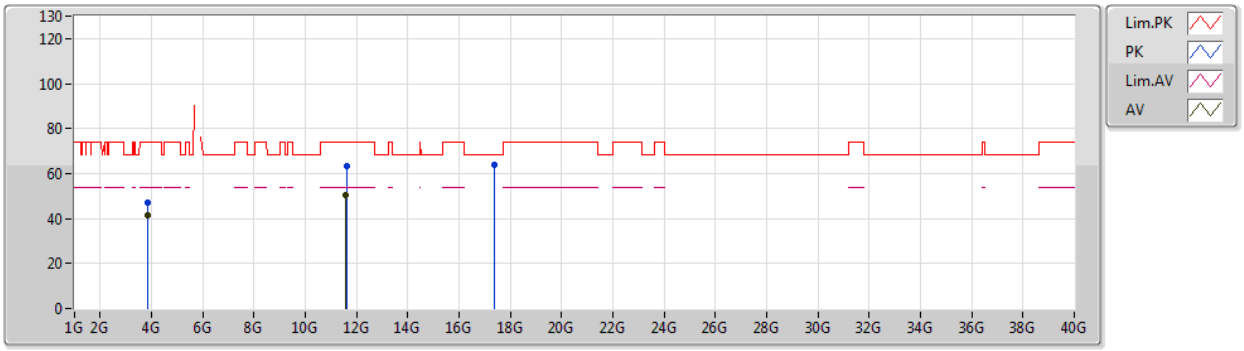

Type	Freq	Level	Limit	Margin	Factor	Dist	Condition	Azimuth	Height	Comment	Raw	AF	CL	PA
	(Hz)	(dBuV/m)	(dBuV/m)	(dB)	(dB)	(m)		(°)	(m)		(dBuV)	(dB)	(dB)	(dB)
AV	3.86332G	41.64	54.00	-12.36	5.09	3	Vertical	360	1.45	-	36.55	29.55	5.18	29.64
AV	11.5951G	50.67	54.00	-3.33	18.07	3	Vertical	36	1.48	-	32.60	39.31	9.54	30.78
PK	3.8633G	47.20	74.00	-26.80	5.09	3	Vertical	360	1.45	-	42.11	29.55	5.18	29.64
PK	11.60038G	63.33	74.00	-10.67	18.06	3	Vertical	36	1.48	-	45.27	39.30	9.54	30.78
PK	17.37396G	63.72	68.20	-4.48	22.51	3	Vertical	178	2.38	-	41.21	42.57	11.44	31.50

802.11ax HEW40_Nss2,(MCS0)_2TX

5795MHz_TX

28/01/2020

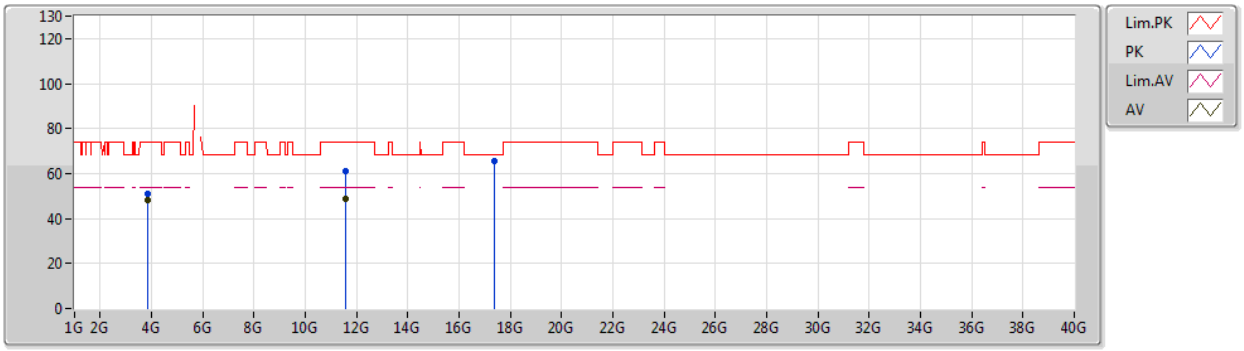

Type	Freq	Level	Limit	Margin	Factor	Dist	Condition	Azimuth	Height	Comment	Raw	AF	CL	PA
	(Hz)	(dBuV/m)	(dBuV/m)	(dB)	(dB)	(m)		(°)	(m)		(dBuV)	(dB)	(dB)	(dB)
AV	3.86336G	48.09	54.00	-5.91	5.09	3	Horizontal	348	1.74	-	43.00	29.55	5.18	29.64
AV	11.59492G	48.72	54.00	-5.28	18.07	3	Horizontal	360	1.50	-	30.65	39.31	9.54	30.78
PK	3.8633G	50.90	74.00	-23.10	5.09	3	Horizontal	348	1.74	-	45.81	29.55	5.18	29.64
PK	11.59114G	61.26	74.00	-12.74	18.07	3	Horizontal	360	1.50	-	43.19	39.31	9.54	30.78
PK	17.38758G	65.65	68.20	-2.55	22.61	3	Horizontal	347	1.81	-	43.04	42.66	11.45	31.50

802.11ax HEW80_Nss2,(MCS0)_2TX

5210MHz_TX

29/01/2020

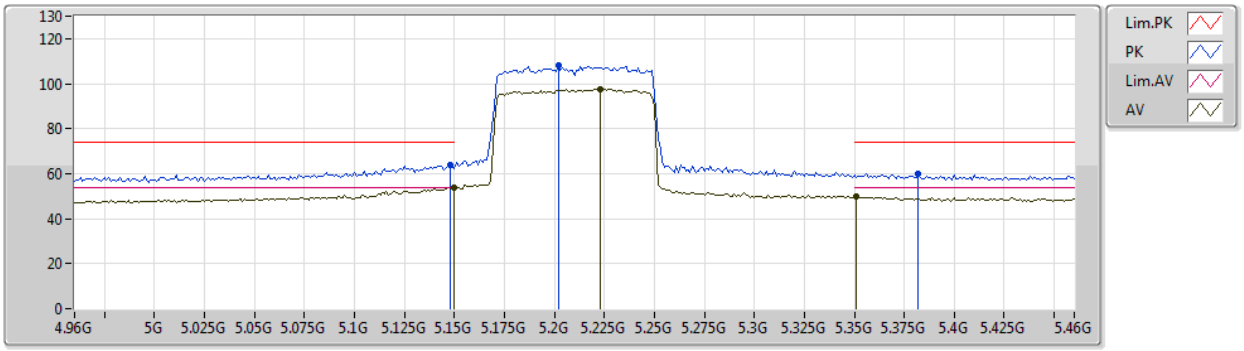

Type	Freq	Level	Limit	Margin	Factor	Dist	Condition	Azimuth	Height	Comment	Raw	AF	CL	PA
	(Hz)	(dBuV/m)	(dBuV/m)	(dB)	(dB)	(m)		(°)	(m)		(dBuV)	(dB)	(dB)	(dB)
PK	5.148G	63.91	74.00	-10.09	8.37	3	Vertical	11	1.54	-	55.54	31.70	6.00	29.33
AV	5.15G	53.75	54.00	-0.25	8.37	3	Vertical	11	1.54	-	45.38	31.70	6.00	29.33
PK	5.202G	107.92	Inf	-Inf	8.28	3	Vertical	11	1.54	-	99.64	31.59	6.03	29.34
AV	5.223G	97.74	Inf	-Inf	8.23	3	Vertical	11	1.54	-	89.51	31.53	6.04	29.34
PK	5.382G	60.00	74.00	-14.00	8.23	3	Vertical	11	1.54	-	51.77	31.46	6.13	29.36
AV	5.351G	50.13	54.00	-3.87	8.15	3	Vertical	11	1.54	-	41.98	31.40	6.11	29.36

802.11ax HEW80_Nss2,(MCS0)_2TX

5210MHz_TX

29/01/2020

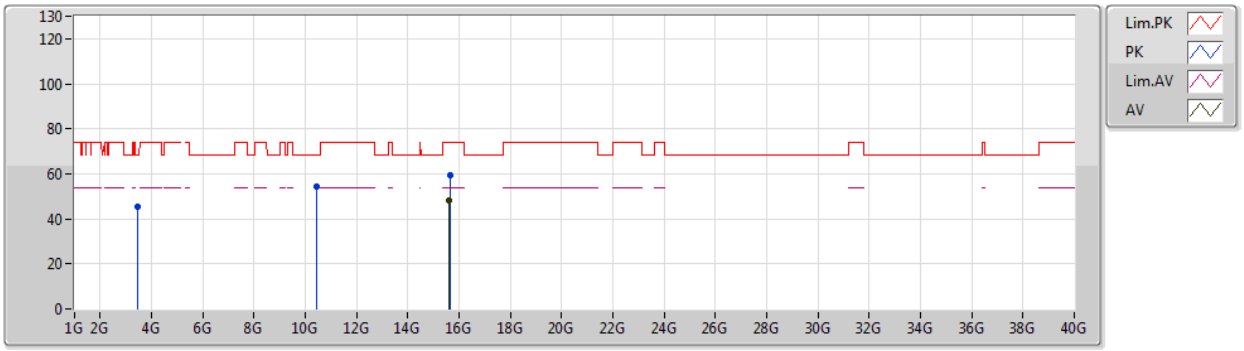

Type	Freq	Level	Limit	Margin	Factor	Dist	Condition	Azimuth	Height	Comment	Raw	AF	CL	PA
	(Hz)	(dBuV/m)	(dBuV/m)	(dB)	(dB)	(m)		(°)	(m)		(dBuV)	(dB)	(dB)	(dB)
AV	15.61536G	48.12	54.00	-5.88	17.21	3	Vertical	270	1.50	-	30.91	38.25	10.84	31.88
PK	3.47316G	45.54	68.20	-22.66	3.54	3	Vertical	345	1.13	-	42.00	28.47	4.88	29.81
PK	10.43236G	54.52	68.20	-13.68	17.65	3	Vertical	10	1.50	-	36.87	39.46	8.74	30.55
PK	15.63546G	59.55	74.00	-14.45	17.14	3	Vertical	270	1.50	-	42.41	38.17	10.85	31.88

802.11ax HEW80_Nss2,(MCS0)_2TX

5210MHz_TX

29/01/2020

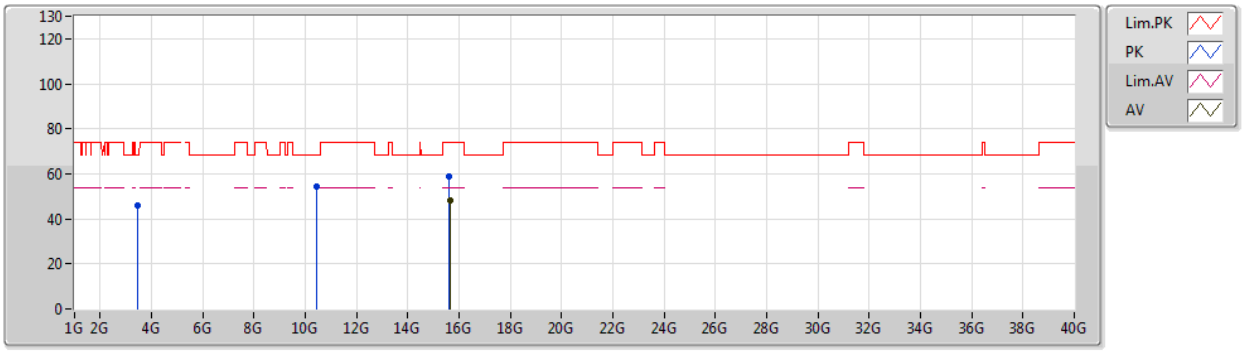

Type	Freq	Level	Limit	Margin	Factor	Dist	Condition	Azimuth	Height	Comment	Raw	AF	CL	PA
	(Hz)	(dBuV/m)	(dBuV/m)	(dB)	(dB)	(m)		(°)	(m)		(dBuV)	(dB)	(dB)	(dB)
AV	15.63864G	48.03	54.00	-5.97	17.12	3	Horizontal	349	1.26	-	30.91	38.15	10.85	31.88
PK	3.4735G	45.73	68.20	-22.47	3.54	3	Horizontal	65	2.14	-	42.19	28.47	4.88	29.81
PK	10.4308G	54.49	68.20	-13.71	17.65	3	Horizontal	308	1.67	-	36.84	39.46	8.74	30.55
PK	15.61836G	58.72	74.00	-15.28	17.20	3	Horizontal	349	1.26	-	41.52	38.24	10.84	31.88

802.11ax HEW80_Nss2,(MCS0)_2TX

5290MHz_TX

29/01/2020

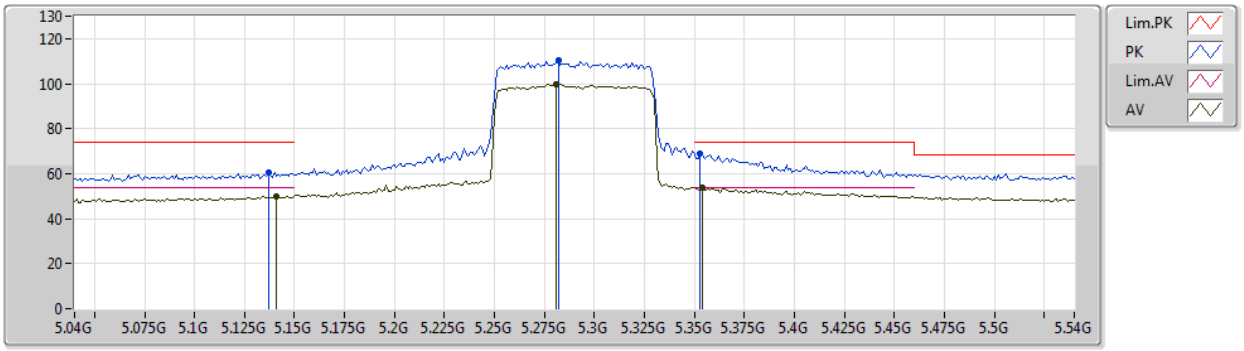

Type	Freq	Level	Limit	Margin	Factor	Dist	Condition	Azimuth	Height	Comment	Raw	AF	CL	PA
	(Hz)	(dBuV/m)	(dBuV/m)	(dB)	(dB)	(m)		(°)	(m)		(dBuV)	(dB)	(dB)	(dB)
AV	5.141G	49.93	54.00	-4.07	8.39	3	Vertical	330	1.61	-	41.54	31.72	6.00	29.33
AV	5.281G	99.77	Inf	-Inf	8.08	3	Vertical	330	1.61	-	91.69	31.36	6.07	29.35
AV	5.354G	53.67	54.00	-0.33	8.16	3	Vertical	330	1.61	-	45.51	31.41	6.11	29.36
PK	5.137G	60.61	74.00	-13.39	8.39	3	Vertical	330	1.61	-	52.22	31.73	5.99	29.33
PK	5.282G	110.58	Inf	-Inf	8.07	3	Vertical	330	1.61	-	102.51	31.35	6.07	29.35
PK	5.353G	69.13	74.00	-4.87	8.16	3	Vertical	330	1.61	-	60.97	31.41	6.11	29.36

802.11ax HEW80_Nss2,(MCS0)_2TX

5290MHz_TX

29/01/2020

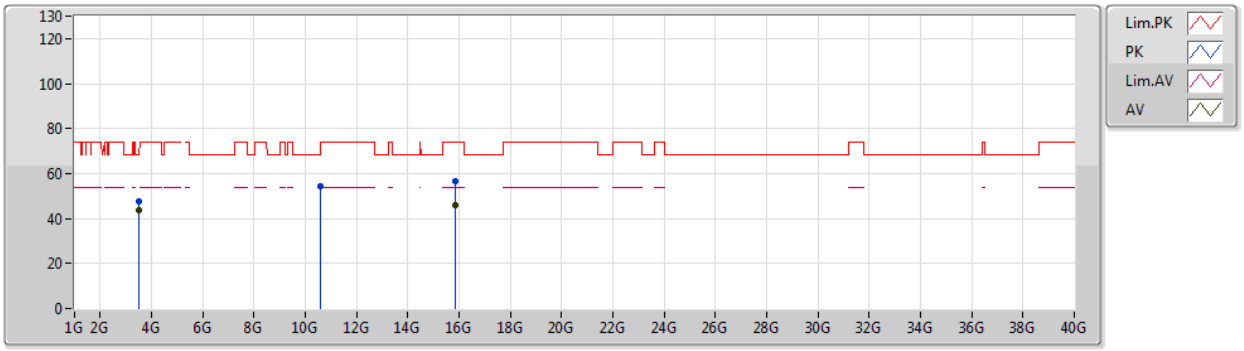

Type	Freq	Level	Limit	Margin	Factor	Dist	Condition	Azimuth	Height	Comment	Raw	AF	CL	PA
	(Hz)	(dBuV/m)	(dBuV/m)	(dB)	(dB)	(m)		(°)	(m)		(dBuV)	(dB)	(dB)	(dB)
AV	3.52668G	43.47	54.00	-10.53	3.86	3	Vertical	323	2.46	-	39.61	28.73	4.92	29.79
AV	15.86634G	45.97	54.00	-8.03	16.18	3	Vertical	221	1.50	-	29.79	37.17	10.94	31.93
PK	3.52664G	47.56	74.00	-26.44	3.86	3	Vertical	323	2.46	-	43.70	28.73	4.92	29.79
PK	10.59332G	54.08	68.20	-14.12	17.88	3	Vertical	73	1.50	-	36.20	39.67	8.85	30.64
PK	15.85734G	56.59	74.00	-17.41	16.21	3	Vertical	221	1.50	-	40.38	37.21	10.93	31.93

802.11ax HEW80_Nss2,(MCS0)_2TX

5290MHz_TX

29/01/2020

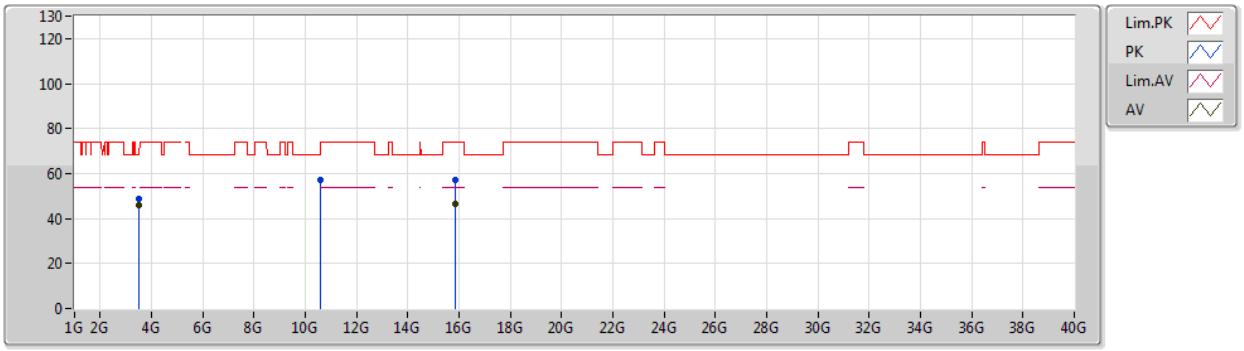

Type	Freq	Level	Limit	Margin	Factor	Dist	Condition	Azimuth	Height	Comment	Raw	AF	CL	PA
	(Hz)	(dBuV/m)	(dBuV/m)	(dB)	(dB)	(m)		(°)	(m)		(dBuV)	(dB)	(dB)	(dB)
AV	3.52669G	45.67	54.00	-8.33	3.86	3	Horizontal	360	1.00	-	41.81	28.73	4.92	29.79
AV	15.86784G	46.31	54.00	-7.69	16.18	3	Horizontal	32	2.91	-	30.13	37.17	10.94	31.93
PK	3.5267G	48.92	74.00	-25.08	3.86	3	Horizontal	360	1.00	-	45.06	28.73	4.92	29.79
PK	10.59056G	57.08	68.20	-11.12	17.88	3	Horizontal	59	1.50	-	39.20	39.67	8.85	30.64
PK	15.86316G	57.09	74.00	-16.91	16.20	3	Horizontal	32	2.91	-	40.89	37.19	10.94	31.93

802.11ax HEW80_Nss2,(MCS0)_2TX

5530MHz_TX

29/01/2020

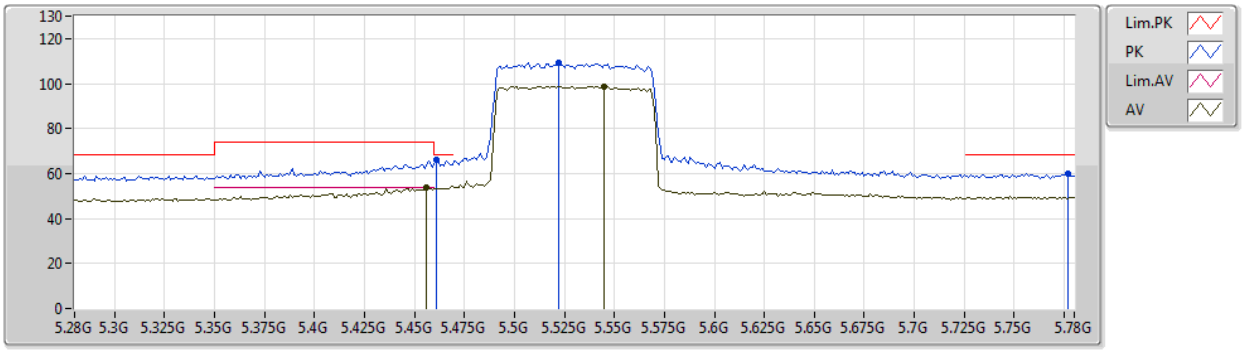

Type	Freq	Level	Limit	Margin	Factor	Dist	Condition	Azimuth	Height	Comment	Raw	AF	CL	PA
	(Hz)	(dBuV/m)	(dBuV/m)	(dB)	(dB)	(m)		(°)	(m)		(dBuV)	(dB)	(dB)	(dB)
AV	5.456G	53.86	54.00	-0.14	8.52	3	Vertical	146	1.71	-	45.34	31.72	6.17	29.37
AV	5.545G	98.82	Inf	-Inf	8.67	3	Vertical	146	1.71	-	90.15	31.81	6.23	29.37
PK	5.461G	65.91	68.20	-2.29	8.54	3	Vertical	146	1.71	-	57.37	31.74	6.17	29.37
PK	5.522G	109.34	Inf	-Inf	8.70	3	Vertical	146	1.71	-	100.64	31.86	6.21	29.37
PK	5.777G	59.80	68.20	-8.40	9.00	3	Vertical	146	1.71	-	50.80	31.95	6.41	29.36

802.11ax HEW80_Nss2,(MCS0)_2TX

5530MHz_TX

29/01/2020

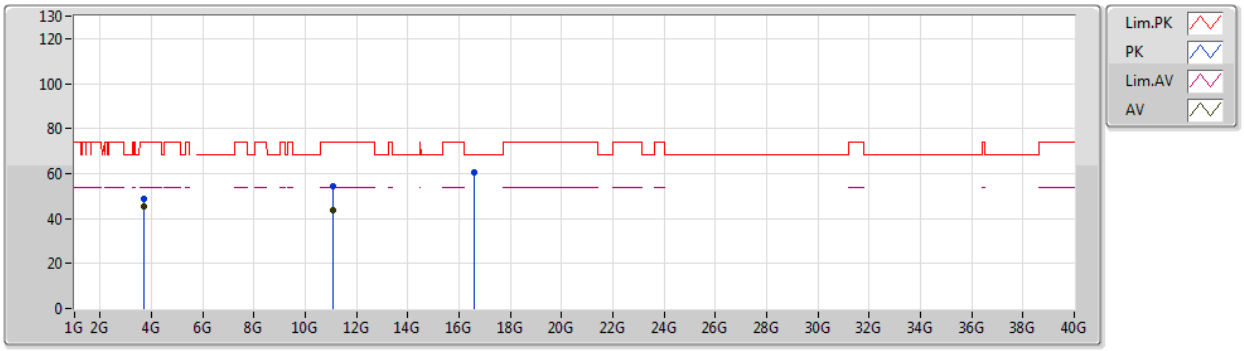

Type	Freq	Level	Limit	Margin	Factor	Dist	Condition	Azimuth	Height	Comment	Raw	AF	CL	PA
	(Hz)	(dBuV/m)	(dBuV/m)	(dB)	(dB)	(m)		(°)	(m)		(dBuV)	(dB)	(dB)	(dB)
AV	3.68666G	45.11	54.00	-8.89	4.42	3	Vertical	332	1.17	-	40.69	29.10	5.04	29.72
AV	11.07194G	43.96	54.00	-10.04	18.37	3	Vertical	114	1.39	-	25.59	40.09	9.18	30.90
PK	3.6866G	48.51	74.00	-25.49	4.42	3	Vertical	332	1.17	-	44.09	29.10	5.04	29.72
PK	11.06318G	54.63	74.00	-19.37	18.38	3	Vertical	114	1.39	-	36.25	40.11	9.17	30.90
PK	16.59432G	60.29	68.20	-7.91	18.18	3	Vertical	45	1.50	-	42.11	38.68	11.19	31.69

802.11ax HEW80_Nss2,(MCS0)_2TX

5530MHz_TX

29/01/2020

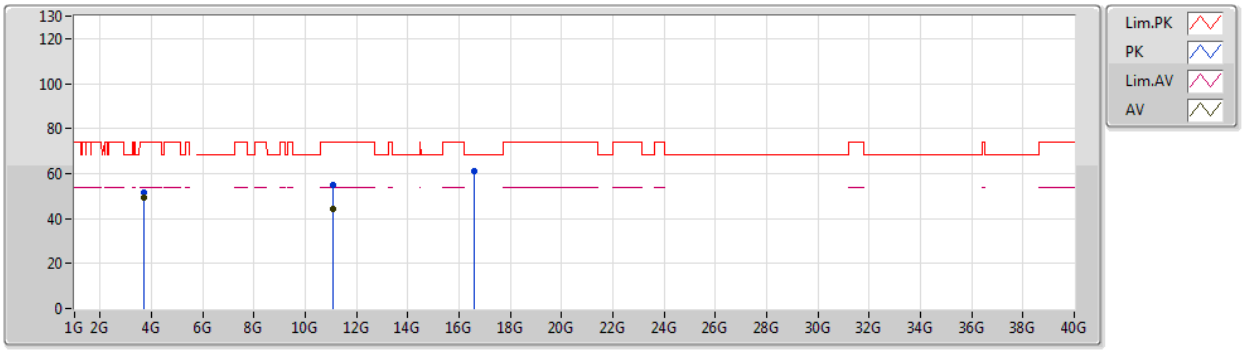

Type	Freq	Level	Limit	Margin	Factor	Dist	Condition	Azimuth	Height	Comment	Raw	AF	CL	PA
	(Hz)	(dBuV/m)	(dBuV/m)	(dB)	(dB)	(m)		(°)	(m)		(dBuV)	(dB)	(dB)	(dB)
AV	3.68669G	49.22	54.00	-4.78	4.42	3	Horizontal	337	1.07	-	44.80	29.10	5.04	29.72
AV	11.0723G	44.11	54.00	-9.89	18.37	3	Horizontal	0	1.61	-	25.74	40.09	9.18	30.90
PK	3.68669G	51.58	74.00	-22.42	4.42	3	Horizontal	337	1.07	-	47.16	29.10	5.04	29.72
PK	11.05862G	55.01	74.00	-18.99	18.38	3	Horizontal	0	1.61	-	36.63	40.11	9.17	30.90
PK	16.6029G	61.18	68.20	-7.02	18.21	3	Horizontal	101	1.50	-	42.97	38.71	11.19	31.69

802.11ax HEW80_Nss2,(MCS0)_2TX

5610MHz_TX

29/01/2020

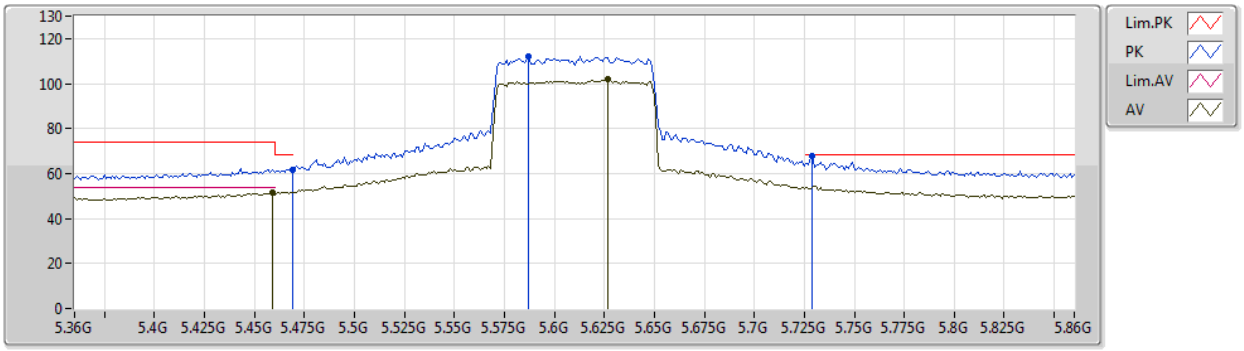

Type	Freq	Level	Limit	Margin	Factor	Dist	Condition	Azimuth	Height	Comment	Raw	AF	CL	PA
	(Hz)	(dBuV/m)	(dBuV/m)	(dB)	(dB)	(m)		(°)	(m)		(dBuV)	(dB)	(dB)	(dB)
AV	5.459G	51.37	54.00	-2.63	8.54	3	Vertical	147	1.58	-	42.83	31.74	6.17	29.37
AV	5.627G	101.73	Inf	-Inf	8.66	3	Vertical	147	1.58	-	93.07	31.73	6.29	29.36
PK	5.469G	61.78	68.20	-6.42	8.58	3	Vertical	147	1.58	-	53.20	31.78	6.17	29.37
PK	5.587G	111.93	Inf	-Inf	8.62	3	Vertical	147	1.58	-	103.31	31.73	6.26	29.37
PK	5.729G	67.83	68.20	-0.37	8.87	3	Vertical	147	1.58	-	58.96	31.86	6.37	29.36

802.11ax HEW80_Nss2,(MCS0)_2TX

5610MHz_TX

29/01/2020

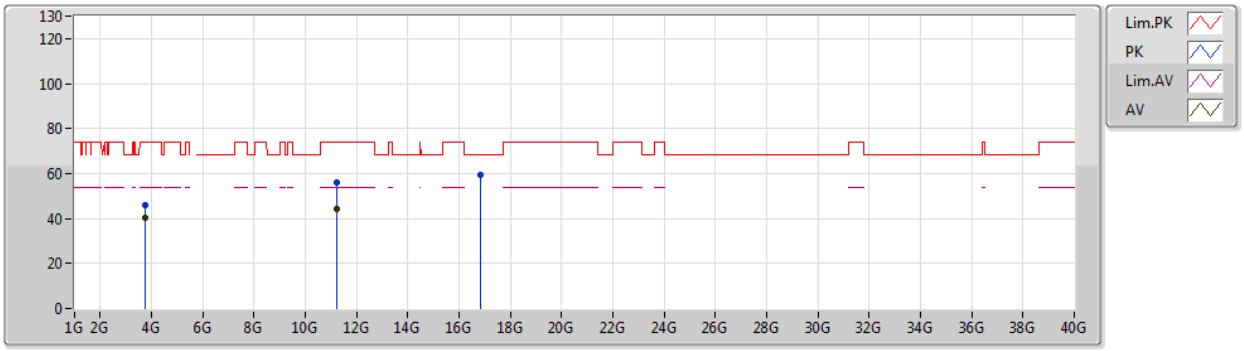

Type	Freq	Level	Limit	Margin	Factor	Dist	Condition	Azimuth	Height	Comment	Raw	AF	CL	PA
	(Hz)	(dBuV/m)	(dBuV/m)	(dB)	(dB)	(m)		(°)	(m)		(dBuV)	(dB)	(dB)	(dB)
AV	3.73998G	40.38	54.00	-13.62	4.57	3	Vertical	141	1.04	-	35.81	29.18	5.08	29.69
AV	11.23122G	44.42	54.00	-9.58	18.29	3	Vertical	329	1.48	-	26.13	39.85	9.29	30.85
PK	3.74005G	45.84	74.00	-28.16	4.57	3	Vertical	141	1.04	-	41.27	29.18	5.08	29.69
PK	11.2314G	55.99	74.00	-18.01	18.29	3	Vertical	329	1.48	-	37.70	39.85	9.29	30.85
PK	16.82556G	59.54	68.20	-8.66	19.06	3	Vertical	59	3.00	-	40.48	39.49	11.26	31.69

802.11ax HEW80_Nss2,(MCS0)_2TX

5610MHz_TX

29/01/2020

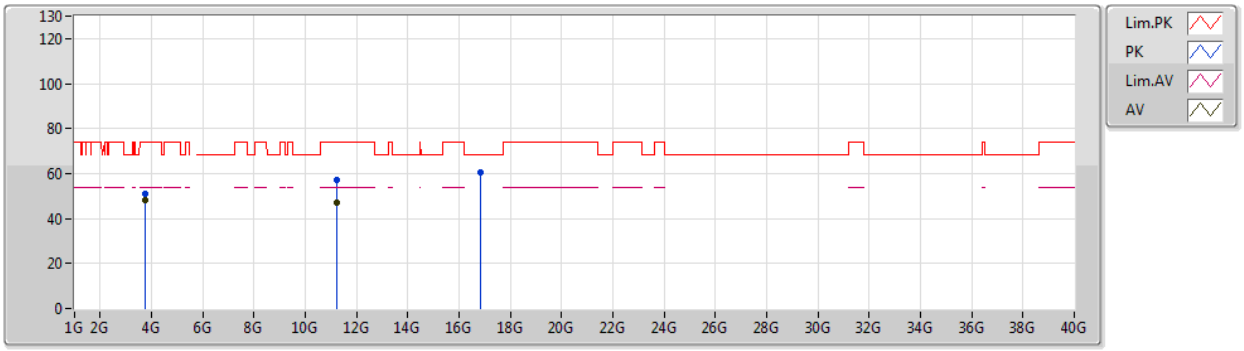

Type	Freq	Level	Limit	Margin	Factor	Dist	Condition	Azimuth	Height	Comment	Raw	AF	CL	PA
	(Hz)	(dBuV/m)	(dBuV/m)	(dB)	(dB)	(m)		(°)	(m)		(dBuV)	(dB)	(dB)	(dB)
AV	3.74004G	48.10	54.00	-5.90	4.57	3	Horizontal	359	2.83	-	43.53	29.18	5.08	29.69
AV	11.20956G	46.86	54.00	-7.14	18.30	3	Horizontal	65	1.27	-	28.56	39.89	9.27	30.86
PK	3.74004G	50.75	74.00	-23.25	4.57	3	Horizontal	359	2.83	-	46.18	29.18	5.08	29.69
PK	11.2152G	57.28	74.00	-16.72	18.30	3	Horizontal	65	1.27	-	38.98	39.88	9.28	30.86
PK	16.83486G	60.49	68.20	-7.71	19.10	3	Horizontal	308	1.61	-	41.39	39.52	11.27	31.69

802.11ax HEW80_Nss2,(MCS0)_2TX

5690MHz Straddle 5.47-5.725GHz_TX

29/01/2020

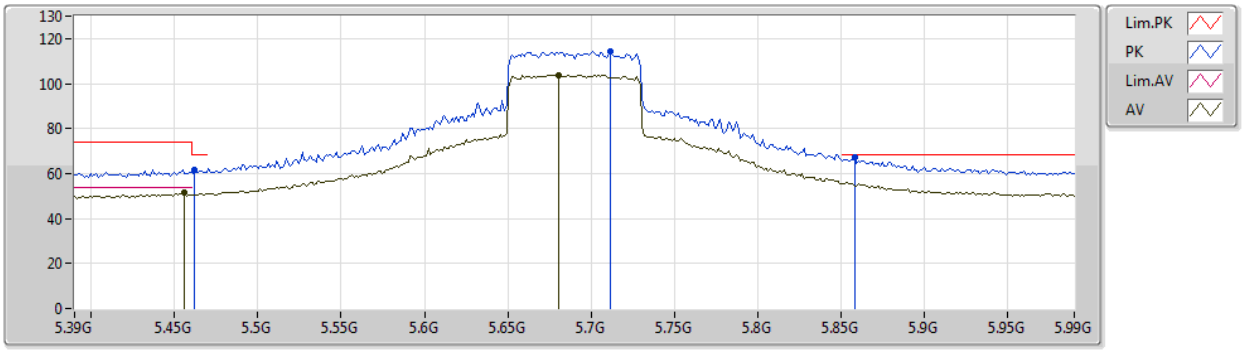

Type	Freq	Level	Limit	Margin	Factor	Dist	Condition	Azimuth	Height	Comment	Raw	AF	CL	PA
	(Hz)	(dBuV/m)	(dBuV/m)	(dB)	(dB)	(m)		(°)	(m)		(dBuV)	(dB)	(dB)	(dB)
AV	5.456G	51.45	54.00	-2.55	8.52	3	Vertical	147	1.62	-	42.93	31.72	6.17	29.37
AV	5.6804G	103.89	Inf	-Inf	8.75	3	Vertical	147	1.62	-	95.14	31.78	6.33	29.36
PK	5.462G	61.39	68.20	-6.81	8.55	3	Vertical	147	1.62	-	52.84	31.75	6.17	29.37
PK	5.7116G	114.14	Inf	-Inf	8.82	3	Vertical	147	1.62	-	105.32	31.82	6.36	29.36
PK	5.858G	67.40	68.20	-0.80	9.24	3	Vertical	147	1.62	-	58.16	32.12	6.48	29.36

802.11ax HEW80_Nss2,(MCS0)_2TX

5690MHz Straddle 5.47-5.725GHz_TX

29/01/2020

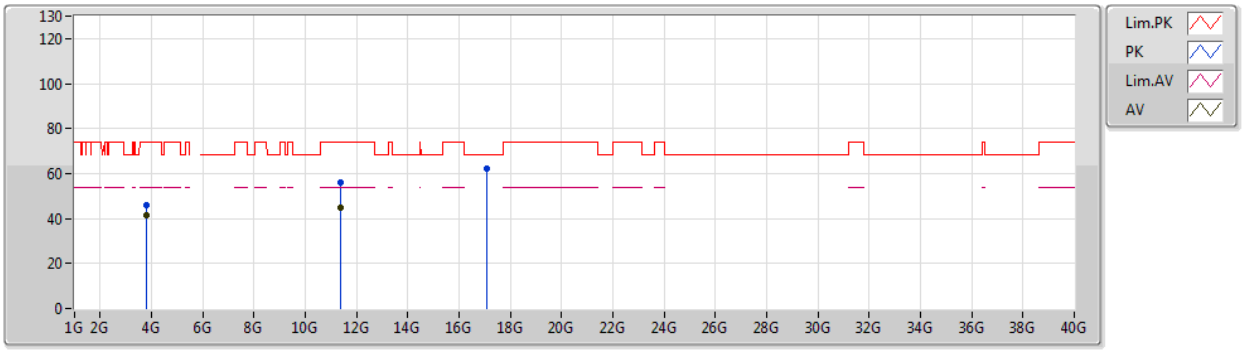

Type	Freq	Level	Limit	Margin	Factor	Dist	Condition	Azimuth	Height	Comment	Raw	AF	CL	PA
	(Hz)	(dBuV/m)	(dBuV/m)	(dB)	(dB)	(m)		(°)	(m)		(dBuV)	(dB)	(dB)	(dB)
AV	3.79335G	41.36	54.00	-12.64	4.74	3	Vertical	144	1.21	-	36.62	29.29	5.12	29.67
AV	11.36944G	44.94	54.00	-9.06	18.22	3	Vertical	0	1.50	-	26.72	39.65	9.38	30.81
PK	3.79345G	46.05	74.00	-27.95	4.74	3	Vertical	144	1.21	-	41.31	29.29	5.12	29.67
PK	11.3884G	56.07	74.00	-17.93	18.22	3	Vertical	0	1.50	-	37.85	39.62	9.40	30.80
PK	17.07462G	62.30	68.20	-5.90	20.28	3	Vertical	233	1.50	-	42.02	40.59	11.34	31.65

802.11ax HEW80_Nss2,(MCS0)_2TX

5690MHz Straddle 5.47-5.725GHz_TX

29/01/2020

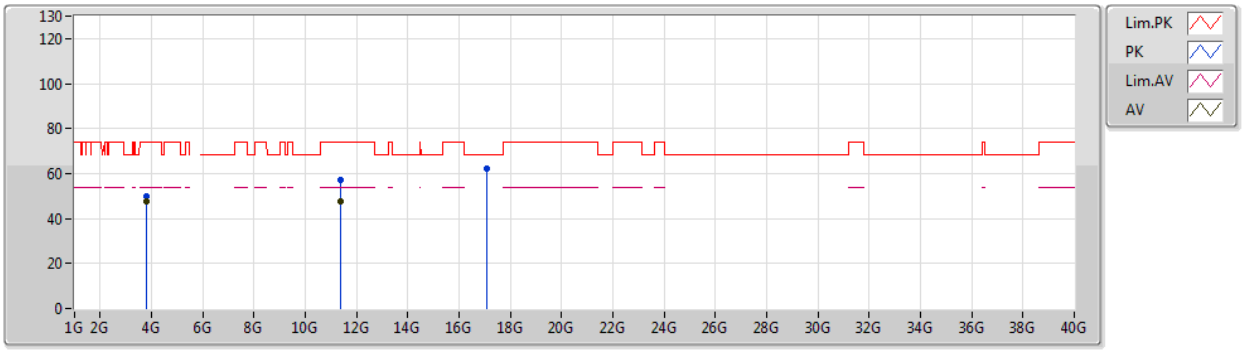

Type	Freq	Level	Limit	Margin	Factor	Dist	Condition	Azimuth	Height	Comment	Raw	AF	CL	PA
	(Hz)	(dBuV/m)	(dBuV/m)	(dB)	(dB)	(m)		(°)	(m)		(dBuV)	(dB)	(dB)	(dB)
AV	3.79336G	47.38	54.00	-6.62	4.74	3	Horizontal	360	1.97	-	42.64	29.29	5.12	29.67
AV	11.38894G	47.59	54.00	-6.41	18.22	3	Horizontal	4	1.59	-	29.37	39.62	9.40	30.80
PK	3.79334G	50.06	74.00	-23.94	4.74	3	Horizontal	360	1.97	-	45.32	29.29	5.12	29.67
PK	11.38882G	57.33	74.00	-16.67	18.22	3	Horizontal	4	1.59	-	39.11	39.62	9.40	30.80
PK	17.07804G	62.10	68.20	-6.10	20.32	3	Horizontal	344	1.50	-	41.78	40.62	11.35	31.65

802.11ax HEW80_Nss2,(MCS0))_2TX

5775MHz_TX

04/02/2020

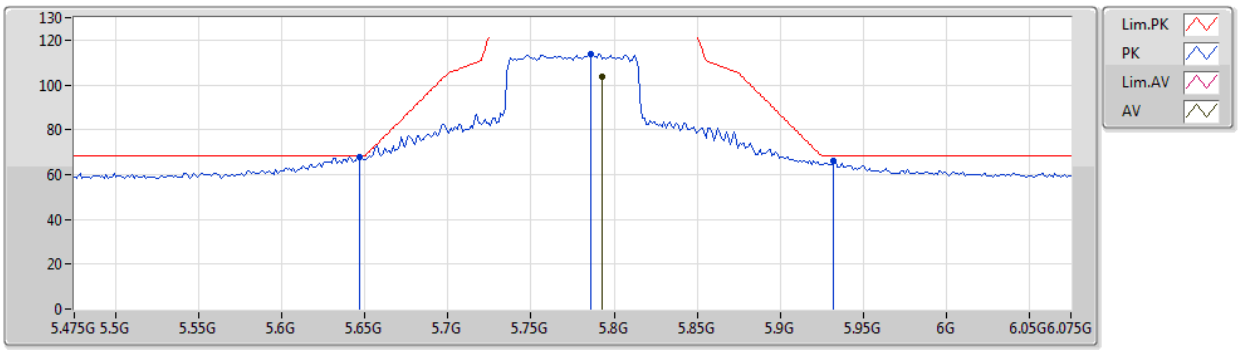

Type	Freq	Level	Limit	Margin	Factor	Dist	Condition	Azimuth	Height	Comment	Raw	AF	CL	PA
	(Hz)	(dBuV/m)	(dBuV/m)	(dB)	(dB)	(m)		(°)	(m)		(dBuV)	(dB)	(dB)	(dB)
AV	5.793G	103.41	Inf	-Inf	9.05	3	Vertical	147	1.76	-	94.36	31.99	6.42	29.36
PK	5.6466G	67.90	68.20	-0.30	8.70	3	Vertical	147	1.76	-	59.20	31.75	6.31	29.36
PK	5.7858G	113.91	Inf	-Inf	9.03	3	Vertical	147	1.76	-	104.88	31.97	6.42	29.36
PK	5.9322G	66.37	68.20	-1.83	9.42	3	Vertical	147	1.76	-	56.95	32.23	6.54	29.35

802.11ax HEW80_Nss2,(MCS0))_2TX

5775MHz_TX

29/01/2020

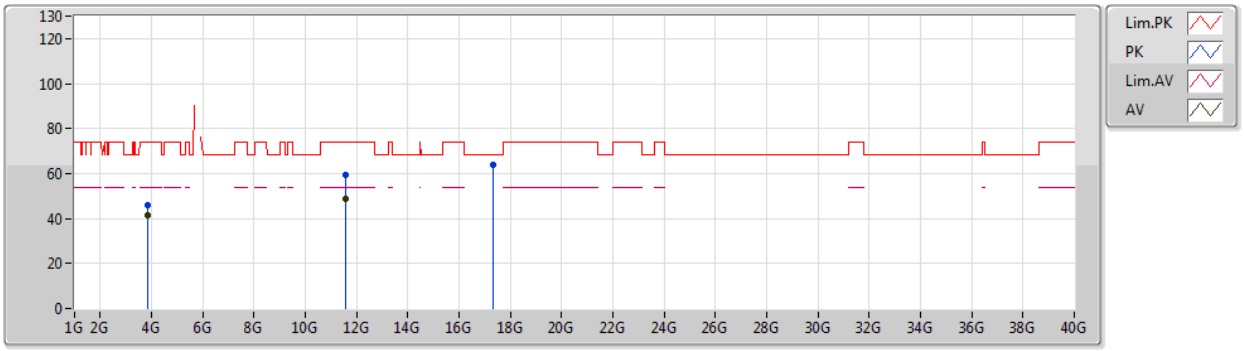

Type	Freq	Level	Limit	Margin	Factor	Dist	Condition	Azimuth	Height	Comment	Raw	AF	CL	PA
	(Hz)	(dBuV/m)	(dBuV/m)	(dB)	(dB)	(m)		(°)	(m)		(dBuV)	(dB)	(dB)	(dB)
AV	3.84997G	41.41	54.00	-12.59	5.02	3	Vertical	0	1.50	-	36.39	29.50	5.17	29.65
AV	11.55882G	48.60	54.00	-5.40	18.10	3	Vertical	37	1.43	-	30.50	39.36	9.52	30.78
PK	3.85004G	46.16	74.00	-27.84	5.02	3	Vertical	0	1.50	-	41.14	29.50	5.17	29.65
PK	11.56416G	59.26	74.00	-14.74	18.09	3	Vertical	37	1.43	-	41.17	39.35	9.52	30.78
PK	17.33148G	63.88	68.20	-4.32	22.20	3	Vertical	16	1.22	-	41.68	42.29	11.43	31.52

802.11ax HEW80_Nss2,(MCS0))_2TX

5775MHz_TX

29/01/2020

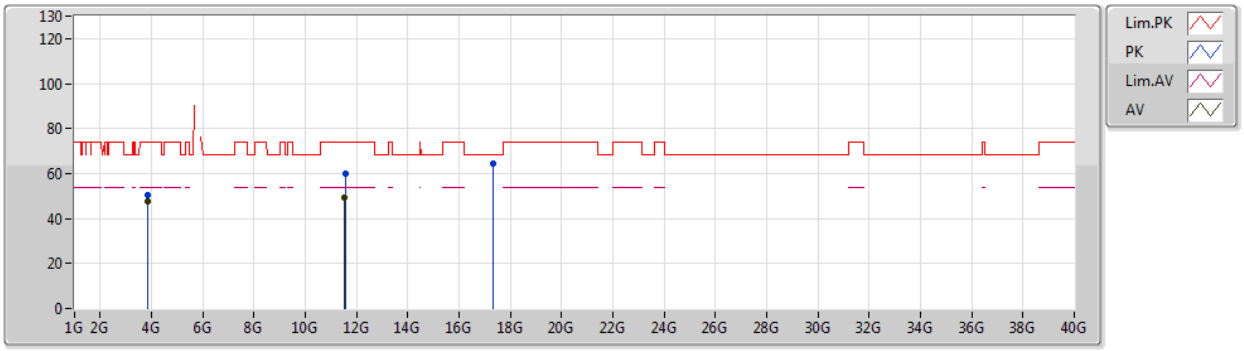

Type	Freq	Level	Limit	Margin	Factor	Dist	Condition	Azimuth	Height	Comment	Raw	AF	CL	PA
	(Hz)	(dBuV/m)	(dBuV/m)	(dB)	(dB)	(m)		(°)	(m)		(dBuV)	(dB)	(dB)	(dB)
AV	3.85002G	47.72	54.00	-6.28	5.02	3	Horizontal	349	1.73	-	42.70	29.50	5.17	29.65
AV	11.53956G	49.37	54.00	-4.63	18.12	3	Horizontal	356	1.49	-	31.25	39.39	9.50	30.77
PK	3.85004G	50.46	74.00	-23.54	5.02	3	Horizontal	349	1.73	-	45.44	29.50	5.17	29.65
PK	11.5641G	60.07	74.00	-13.93	18.09	3	Horizontal	356	1.49	-	41.98	39.35	9.52	30.78
PK	17.31234G	64.52	68.20	-3.68	22.05	3	Horizontal	336	1.50	-	42.47	42.16	11.42	31.53

Summary

Mode	Result	Type	Freq (Hz)	Level (dBuV/m)	Limit (dBuV/m)	Margin (dB)	Dist (m)	Condition	Azimuth (°)	Height (m)	Comments
5.725-5.85GHz	-	-	-	-	-	-	-	-	-	-	-
802.11ax HEW80_Nss1,(MCS0)_1TX	Pass	PK	90.14M	37.44	43.50	-6.06	3	Vertical	0	1.00	-

Result

Mode	Result	Type	Freq (Hz)	Level (dBuV/m)	Limit (dBuV/m)	Margin (dB)	Dist (m)	Condition	Azimuth (°)	Height (m)	Comments
802.11ax HEW80_Nss1,(MCS0)_1TX	-	-	-	-	-	-	-	-	-	-	-
5775MHz	Pass	PK	53.28M	33.33	40.00	-6.67	3	Vertical	0	1.00	-
5775MHz	Pass	PK	90.14M	37.44	43.50	-6.06	3	Vertical	0	1.00	-
5775MHz	Pass	PK	210.42M	24.64	43.50	-18.86	3	Vertical	0	1.00	-
5775MHz	Pass	PK	375.32M	29.64	46.00	-16.36	3	Vertical	0	1.00	-
5775MHz	Pass	PK	499.48M	34.58	46.00	-11.42	3	Vertical	0	1.00	-
5775MHz	Pass	PK	625.58M	36.71	46.00	-9.29	3	Vertical	0	1.00	-
5775MHz	Pass	PK	43.58M	29.47	40.00	-10.53	3	Horizontal	360	1.00	-
5775MHz	Pass	PK	90.14M	32.21	43.50	-11.29	3	Horizontal	360	1.00	-
5775MHz	Pass	PK	202.66M	26.72	43.50	-16.78	3	Horizontal	360	1.00	-
5775MHz	Pass	PK	375.32M	30.77	46.00	-15.23	3	Horizontal	360	1.00	-
5775MHz	Pass	PK	625.58M	39.49	46.00	-6.51	3	Horizontal	360	1.00	-
5775MHz	Pass	PK	875.84M	37.07	46.00	-8.93	3	Horizontal	360	1.00	-

802.11ax HEW80_Nss1,(MCS0)_1TX

5775MHz_PoE

03/02/2020

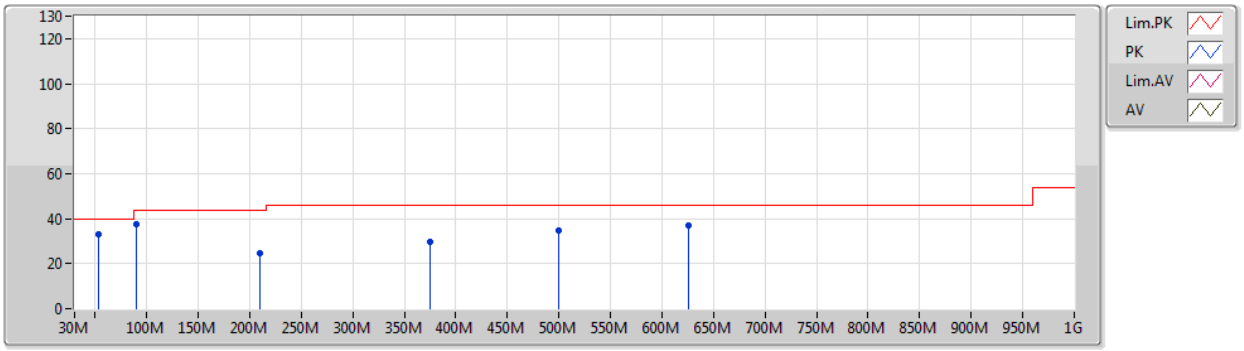

Type	Freq	Level	Limit	Margin	Factor	Dist	Condition	Azimuth	Height	Comment	Raw	AF	CL	PA
	(Hz)	(dBuV/m)	(dBuV/m)	(dB)	(dB)	(m)		(°)	(m)		(dBuV)	(dB)	(dB)	(dB)
PK	53.28M	33.33	40.00	-6.67	-14.65	3	Vertical	0	1.00	-	47.98	12.17	0.87	27.69
PK	90.14M	37.44	43.50	-6.06	-12.38	3	Vertical	0	1.00	-	49.82	13.98	1.39	27.75
PK	210.42M	24.64	43.50	-18.86	-10.72	3	Vertical	0	1.00	-	35.36	14.16	2.47	27.35
PK	375.32M	29.64	46.00	-16.36	-4.58	3	Vertical	0	1.00	-	34.22	19.95	3.15	27.68
PK	499.48M	34.58	46.00	-11.42	-2.39	3	Vertical	0	1.00	-	36.97	22.71	3.31	28.41
PK	625.58M	36.71	46.00	-9.29	-0.67	3	Vertical	0	1.00	-	37.38	24.12	3.74	28.53

802.11ax HEW80_Nss1,(MCS0)_1TX

5775MHz_PoE

03/02/2020

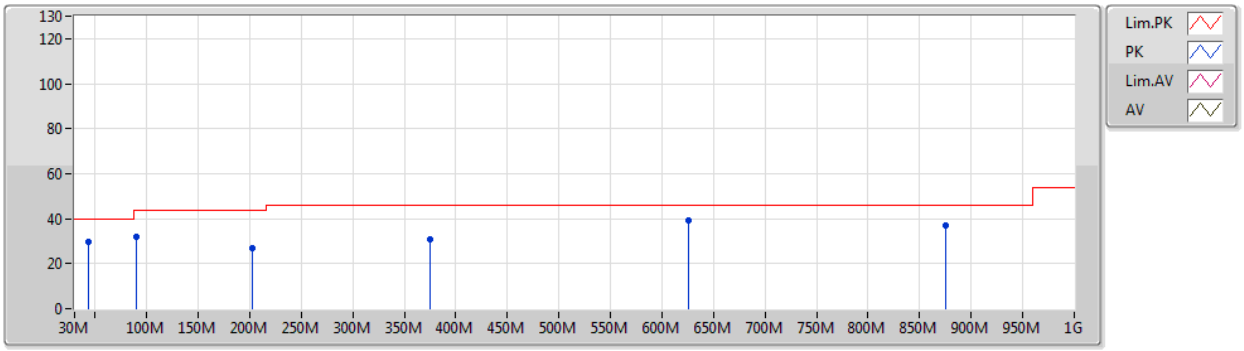

Type	Freq	Level	Limit	Margin	Factor	Dist	Condition	Azimuth	Height	Comment	Raw	AF	CL	PA
	(Hz)	(dBuV/m)	(dBuV/m)	(dB)	(dB)	(m)		(°)	(m)		(dBuV)	(dB)	(dB)	(dB)
PK	43.58M	29.47	40.00	-10.53	-11.42	3	Horizontal	360	1.00	-	40.89	15.54	0.72	27.68
PK	90.14M	32.21	43.50	-11.29	-12.38	3	Horizontal	360	1.00	-	44.59	13.98	1.39	27.75
PK	202.66M	26.72	43.50	-16.78	-10.66	3	Horizontal	360	1.00	-	37.38	14.37	2.35	27.38
PK	375.32M	30.77	46.00	-15.23	-4.58	3	Horizontal	360	1.00	-	35.35	19.95	3.15	27.68
PK	625.58M	39.49	46.00	-6.51	-0.67	3	Horizontal	360	1.00	-	40.16	24.12	3.74	28.53
PK	875.84M	37.07	46.00	-8.93	1.79	3	Horizontal	360	1.00	-	35.28	25.36	4.30	27.87

Summary

Mode	Result	Type	Freq (Hz)	Level (dBuV/m)	Limit (dBuV/m)	Margin (dB)	Dist (m)	Condition	Azimuth (°)	Height (m)	Comments
5.15-5.25GHz	-	-	-	-	-	-	-	-	-	-	-
802.11a_Nss1,(6Mbps)_1TX	Pass	AV	5.15G	53.86	54.00	-0.14	3	Vertical	34	1.76	-
802.11ax HEW20_Nss1,(MCS0)_1TX	Pass	AV	5.15G	53.42	54.00	-0.58	3	Vertical	36	1.70	-
802.11ax HEW40_Nss1,(MCS0)_1TX	Pass	AV	5.15G	53.89	54.00	-0.11	3	Vertical	220	1.62	-
802.11ax HEW80_Nss1,(MCS0)_1TX	Pass	AV	5.1476G	53.89	54.00	-0.11	3	Vertical	39	1.72	-
5.25-5.35GHz	-	-	-	-	-	-	-	-	-	-	-
802.11a_Nss1,(6Mbps)_1TX	Pass	AV	5.35G	53.86	54.00	-0.14	3	Vertical	36	1.76	-
802.11ax HEW20_Nss1,(MCS0)_1TX	Pass	PK	5.3518G	73.66	74.00	-0.34	3	Vertical	35	1.77	-
802.11ax HEW40_Nss1,(MCS0)_1TX	Pass	AV	5.3504G	53.77	54.00	-0.23	3	Vertical	39	1.83	-
802.11ax HEW80_Nss1,(MCS0)_1TX	Pass	AV	5.3536G	53.37	54.00	-0.63	3	Vertical	38	1.85	-
5.47-5.725GHz	-	-	-	-	-	-	-	-	-	-	-
802.11a_Nss1,(6Mbps)_1TX	Pass	PK	17.17206G	67.99	68.20	-0.21	3	Horizontal	298	1.50	-
802.11ax HEW20_Nss1,(MCS0)_1TX	Pass	PK	5.4694G	67.99	68.20	-0.21	3	Vertical	38	1.85	-
802.11ax HEW40_Nss1,(MCS0)_1TX	Pass	PK	5.4696G	68.09	68.20	-0.11	3	Vertical	139	1.66	-
802.11ax HEW80_Nss1,(MCS0)_1TX	Pass	PK	5.7264G	68.14	68.20	-0.06	3	Vertical	135	1.72	-
5.725-5.85GHz	-	-	-	-	-	-	-	-	-	-	-
802.11a_Nss1,(6Mbps)_1TX	Pass	PK	17.35464G	68.06	68.20	-0.14	3	Horizontal	28	1.41	-
802.11ax HEW20_Nss1,(MCS0)_1TX	Pass	PK	17.2263G	68.09	68.20	-0.11	3	Horizontal	29	1.41	-
802.11ax HEW40_Nss1,(MCS0)_1TX	Pass	PK	5.9246G	68.36	68.50	-0.14	3	Vertical	44	1.77	-
802.11ax HEW80_Nss1,(MCS0)_1TX	Pass	PK	5.631G	68.14	68.20	-0.06	3	Vertical	42	1.78	-

Result

Mode	Result	Type	Freq (Hz)	Level (dBuV/m)	Limit (dBuV/m)	Margin (dB)	Dist (m)	Condition	Azimuth (°)	Height (m)	Comments
802.11a_Nss1,(6Mbps)_1TX	-	-	-	-	-	-	-	-	-	-	-
5180MHz	Pass	AV	5.15G	53.38	54.00	-0.62	3	Vertical	0	1.70	-
5180MHz	Pass	AV	5.1842G	105.19	Inf	-Inf	3	Vertical	0	1.70	-
5180MHz	Pass	PK	5.15G	71.57	74.00	-2.43	3	Vertical	0	1.70	-
5180MHz	Pass	PK	5.1818G	115.53	Inf	-Inf	3	Vertical	0	1.70	-
5180MHz	Pass	AV	15.53088G	46.40	54.00	-7.60	3	Vertical	130	1.97	-
5180MHz	Pass	PK	10.36582G	53.89	68.20	-14.31	3	Vertical	307	1.50	-
5180MHz	Pass	PK	15.52584G	59.69	74.00	-14.31	3	Vertical	130	1.97	-
5180MHz	Pass	AV	15.52848G	46.34	54.00	-7.66	3	Horizontal	8	1.50	-
5180MHz	Pass	PK	10.3642G	54.08	68.20	-14.12	3	Horizontal	305	1.50	-
5180MHz	Pass	PK	15.54126G	59.41	74.00	-14.59	3	Horizontal	8	1.50	-
5200MHz	Pass	AV	5.15G	53.86	54.00	-0.14	3	Vertical	34	1.76	-
5200MHz	Pass	AV	5.2042G	109.96	Inf	-Inf	3	Vertical	34	1.76	-
5200MHz	Pass	PK	5.15G	70.38	74.00	-3.62	3	Vertical	34	1.76	-
5200MHz	Pass	PK	5.2024G	119.65	Inf	-Inf	3	Vertical	34	1.76	-
5200MHz	Pass	AV	15.59964G	45.77	54.00	-8.23	3	Vertical	89	1.50	-
5200MHz	Pass	PK	10.39856G	54.59	68.20	-13.61	3	Vertical	346	1.50	-
5200MHz	Pass	PK	15.58722G	58.53	74.00	-15.47	3	Vertical	89	1.50	-
5200MHz	Pass	AV	15.60114G	46.51	54.00	-7.49	3	Horizontal	41	1.61	-
5200MHz	Pass	PK	10.39808G	54.25	68.20	-13.95	3	Horizontal	18	1.54	-
5200MHz	Pass	PK	15.5931G	60.44	74.00	-13.56	3	Horizontal	41	1.61	-
5240MHz	Pass	AV	5.1458G	50.05	54.00	-3.95	3	Vertical	34	1.76	-
5240MHz	Pass	AV	5.2442G	109.41	Inf	-Inf	3	Vertical	34	1.76	-
5240MHz	Pass	AV	5.3546G	48.25	54.00	-5.75	3	Vertical	34	1.76	-
5240MHz	Pass	PK	5.1326G	61.64	74.00	-12.36	3	Vertical	34	1.76	-
5240MHz	Pass	PK	5.2418G	119.16	Inf	-Inf	3	Vertical	34	1.76	-
5240MHz	Pass	PK	5.3534G	59.94	74.00	-14.06	3	Vertical	34	1.76	-
5240MHz	Pass	AV	15.71226G	44.58	54.00	-9.42	3	Vertical	41	1.48	-
5240MHz	Pass	PK	10.47628G	54.52	68.20	-13.68	3	Vertical	309	1.50	-
5240MHz	Pass	PK	15.7089G	57.63	74.00	-16.37	3	Vertical	41	1.48	-
5240MHz	Pass	AV	15.71592G	45.01	54.00	-8.99	3	Horizontal	46	1.58	-
5240MHz	Pass	PK	10.47178G	54.28	68.20	-13.92	3	Horizontal	40	1.41	-
5240MHz	Pass	PK	15.71526G	57.93	74.00	-16.07	3	Horizontal	46	1.58	-
5260MHz	Pass	AV	5.1376G	48.01	54.00	-5.99	3	Vertical	35	1.75	-
5260MHz	Pass	AV	5.2624G	109.50	Inf	-Inf	3	Vertical	35	1.75	-
5260MHz	Pass	AV	5.3536G	50.53	54.00	-3.47	3	Vertical	35	1.75	-
5260MHz	Pass	PK	5.1436G	60.26	74.00	-13.74	3	Vertical	35	1.75	-
5260MHz	Pass	PK	5.2552G	119.41	Inf	-Inf	3	Vertical	35	1.75	-
5260MHz	Pass	PK	5.3566G	62.64	74.00	-11.36	3	Vertical	35	1.75	-
5260MHz	Pass	AV	15.77766G	44.40	54.00	-9.60	3	Vertical	44	1.49	-
5260MHz	Pass	PK	10.52768G	54.43	68.20	-13.77	3	Vertical	306	1.97	-
5260MHz	Pass	PK	15.78096G	57.57	74.00	-16.43	3	Vertical	44	1.49	-
5260MHz	Pass	AV	15.77958G	44.99	54.00	-9.01	3	Horizontal	44	1.62	-
5260MHz	Pass	PK	10.51004G	54.70	68.20	-13.50	3	Horizontal	267	2.39	-
5260MHz	Pass	PK	15.78156G	58.24	74.00	-15.76	3	Horizontal	44	1.62	-
5300MHz	Pass	AV	5.2976G	108.86	Inf	-Inf	3	Vertical	35	1.74	-
5300MHz	Pass	AV	5.35G	53.73	54.00	-0.27	3	Vertical	35	1.74	-
5300MHz	Pass	PK	5.2952G	118.57	Inf	-Inf	3	Vertical	35	1.74	-

Level (dBuV/m) = Raw(Read Level) + AF(Antenna Factor) + CL(Cable Loss) - PA(Preamp Factor)

Mode	Result	Type	Freq (Hz)	Level (dBuV/m)	Limit (dBuV/m)	Margin (dB)	Dist (m)	Condition	Azimuth (°)	Height (m)	Comments
5300MHz	Pass	PK	5.35G	72.07	74.00	-1.93	3	Vertical	35	1.74	-
5300MHz	Pass	AV	10.61272G	41.07	54.00	-12.93	3	Vertical	292	1.63	-
5300MHz	Pass	AV	15.8973G	43.87	54.00	-10.13	3	Vertical	42	1.48	-
5300MHz	Pass	PK	10.59016G	54.11	68.20	-14.09	3	Vertical	292	1.63	-
5300MHz	Pass	PK	15.90324G	57.79	74.00	-16.21	3	Vertical	42	1.48	-
5300MHz	Pass	AV	10.6018G	40.94	54.00	-13.06	3	Horizontal	0	1.50	-
5300MHz	Pass	AV	15.90342G	43.66	54.00	-10.34	3	Horizontal	66	2.58	-
5300MHz	Pass	PK	10.61158G	54.09	74.00	-19.91	3	Horizontal	0	1.50	-
5300MHz	Pass	PK	15.9033G	56.89	74.00	-17.11	3	Horizontal	66	2.58	-
5320MHz	Pass	AV	5.3242G	105.58	Inf	-Inf	3	Vertical	36	1.76	-
5320MHz	Pass	AV	5.35G	53.86	54.00	-0.14	3	Vertical	36	1.76	-
5320MHz	Pass	PK	5.3218G	115.83	Inf	-Inf	3	Vertical	36	1.76	-
5320MHz	Pass	PK	5.3518G	70.48	74.00	-3.52	3	Vertical	36	1.76	-
5320MHz	Pass	AV	10.64378G	41.34	54.00	-12.66	3	Vertical	117	1.92	-
5320MHz	Pass	AV	15.975G	43.64	54.00	-10.36	3	Vertical	283	1.50	-
5320MHz	Pass	PK	10.64618G	53.95	74.00	-20.05	3	Vertical	117	1.92	-
5320MHz	Pass	PK	15.96606G	56.32	74.00	-17.68	3	Vertical	283	1.50	-
5320MHz	Pass	AV	10.64906G	41.14	54.00	-12.86	3	Horizontal	273	1.80	-
5320MHz	Pass	AV	15.96912G	43.52	54.00	-10.48	3	Horizontal	287	1.26	-
5320MHz	Pass	PK	10.63172G	54.54	74.00	-19.46	3	Horizontal	273	1.80	-
5320MHz	Pass	PK	15.9693G	56.62	74.00	-17.38	3	Horizontal	287	1.26	-
5500MHz	Pass	AV	5.458G	47.12	54.00	-6.88	3	Vertical	37	1.82	-
5500MHz	Pass	AV	5.4952G	101.84	Inf	-Inf	3	Vertical	37	1.82	-
5500MHz	Pass	PK	5.4694G	67.51	68.20	-0.69	3	Vertical	37	1.82	-
5500MHz	Pass	PK	5.4934G	111.95	Inf	-Inf	3	Vertical	37	1.82	-
5500MHz	Pass	AV	11.00864G	41.31	54.00	-12.69	3	Vertical	311	1.50	-
5500MHz	Pass	PK	11.01074G	54.50	74.00	-19.50	3	Vertical	311	1.50	-
5500MHz	Pass	PK	16.51068G	60.11	68.20	-8.09	3	Vertical	237	2.29	-
5500MHz	Pass	AV	10.99034G	41.26	54.00	-12.74	3	Horizontal	46	1.87	-
5500MHz	Pass	PK	11.00276G	55.24	74.00	-18.76	3	Horizontal	46	1.87	-
5500MHz	Pass	PK	16.5033G	59.60	68.20	-8.60	3	Horizontal	324	2.05	-
5580MHz	Pass	AV	5.4336G	47.76	54.00	-6.24	3	Vertical	39	1.68	-
5580MHz	Pass	AV	5.583G	108.90	Inf	-Inf	3	Vertical	39	1.68	-
5580MHz	Pass	PK	5.4678G	59.55	68.20	-8.65	3	Vertical	39	1.68	-
5580MHz	Pass	PK	5.5824G	118.72	Inf	-Inf	3	Vertical	39	1.68	-
5580MHz	Pass	PK	5.7288G	59.65	68.20	-8.55	3	Vertical	39	1.68	-
5580MHz	Pass	AV	11.16186G	43.21	54.00	-10.79	3	Vertical	150	1.59	-
5580MHz	Pass	PK	11.15688G	55.66	74.00	-18.34	3	Vertical	150	1.59	-
5580MHz	Pass	PK	16.7265G	60.19	68.20	-8.01	3	Vertical	0	1.58	-
5580MHz	Pass	AV	11.16042G	42.11	54.00	-11.89	3	Horizontal	313	1.50	-
5580MHz	Pass	PK	11.16408G	55.00	74.00	-19.00	3	Horizontal	313	1.50	-
5580MHz	Pass	PK	16.73652G	62.59	68.20	-5.61	3	Horizontal	26	1.50	-
5700MHz	Pass	AV	5.7018G	101.97	Inf	-Inf	3	Vertical	38	1.79	-
5700MHz	Pass	PK	5.7036G	111.66	Inf	-Inf	3	Vertical	38	1.79	-
5700MHz	Pass	PK	5.7252G	67.69	68.20	-0.51	3	Vertical	38	1.79	-
5700MHz	Pass	AV	11.40312G	41.27	54.00	-12.73	3	Vertical	360	1.85	-
5700MHz	Pass	PK	11.40342G	54.40	74.00	-19.60	3	Vertical	360	1.85	-
5700MHz	Pass	PK	17.11218G	61.33	68.20	-6.87	3	Vertical	66	1.29	-
5700MHz	Pass	AV	11.39784G	41.40	54.00	-12.60	3	Horizontal	355	2.74	-

Remark :

Level (dBuV/m) = Raw(Read Level) + AF(Antenna Factor) + CL(Cable Loss) - PA(Preamp Factor)

Mode	Result	Type	Freq (Hz)	Level (dBuV/m)	Limit (dBuV/m)	Margin (dB)	Dist (m)	Condition	Azimuth (°)	Height (m)	Comments
5700MHz	Pass	PK	11.41482G	54.12	74.00	-19.88	3	Horizontal	355	2.74	-
5700MHz	Pass	PK	17.11134G	61.57	68.20	-6.63	3	Horizontal	136	1.50	-
5720MHz Straddle 5.47-5.725GHz	Pass	AV	5.4284G	47.28	54.00	-6.72	3	Vertical	40	1.74	-
5720MHz Straddle 5.47-5.725GHz	Pass	AV	5.7224G	108.39	Inf	-Inf	3	Vertical	40	1.74	-
5720MHz Straddle 5.47-5.725GHz	Pass	PK	5.4632G	59.00	68.20	-9.20	3	Vertical	40	1.74	-
5720MHz Straddle 5.47-5.725GHz	Pass	PK	5.7152G	118.37	Inf	-Inf	3	Vertical	40	1.74	-
5720MHz Straddle 5.47-5.725GHz	Pass	PK	5.8844G	61.07	68.20	-7.13	3	Vertical	40	1.74	-
5720MHz Straddle 5.47-5.725GHz	Pass	AV	11.4409G	44.35	54.00	-9.65	3	Vertical	360	1.77	-
5720MHz Straddle 5.47-5.725GHz	Pass	PK	11.44636G	57.54	74.00	-16.46	3	Vertical	360	1.77	-
5720MHz Straddle 5.47-5.725GHz	Pass	PK	17.15952G	66.55	68.20	-1.65	3	Vertical	344	1.65	-
5720MHz Straddle 5.47-5.725GHz	Pass	AV	11.44108G	42.46	54.00	-11.54	3	Horizontal	356	1.50	-
5720MHz Straddle 5.47-5.725GHz	Pass	PK	11.43814G	56.29	74.00	-17.71	3	Horizontal	356	1.50	-
5720MHz Straddle 5.47-5.725GHz	Pass	PK	17.17206G	67.99	68.20	-0.21	3	Horizontal	298	1.50	-
5745MHz	Pass	AV	5.7474G	108.38	Inf	-Inf	3	Vertical	40	1.74	-
5745MHz	Pass	PK	5.6382G	61.62	68.20	-6.58	3	Vertical	40	1.74	-
5745MHz	Pass	PK	5.7498G	117.94	Inf	-Inf	3	Vertical	40	1.74	-
5745MHz	Pass	PK	5.9286G	60.42	68.20	-7.78	3	Vertical	40	1.74	-
5745MHz	Pass	AV	11.49186G	43.54	54.00	-10.46	3	Vertical	360	1.77	-
5745MHz	Pass	PK	11.4918G	55.97	74.00	-18.03	3	Vertical	360	1.77	-
5745MHz	Pass	PK	17.23908G	65.88	68.20	-2.32	3	Vertical	344	1.66	-
5745MHz	Pass	AV	11.48976G	43.58	54.00	-10.42	3	Horizontal	56	1.56	-
5745MHz	Pass	PK	11.49018G	56.13	74.00	-17.87	3	Horizontal	56	1.56	-
5745MHz	Pass	PK	17.247G	67.77	68.20	-0.43	3	Horizontal	323	1.55	-
5785MHz	Pass	AV	5.7874G	108.03	Inf	-Inf	3	Vertical	41	1.67	-
5785MHz	Pass	PK	5.6242G	60.30	68.20	-7.90	3	Vertical	41	1.67	-
5785MHz	Pass	PK	5.7838G	117.35	Inf	-Inf	3	Vertical	41	1.67	-
5785MHz	Pass	PK	5.9278G	60.01	68.20	-8.19	3	Vertical	41	1.67	-
5785MHz	Pass	AV	11.57042G	42.53	54.00	-11.47	3	Vertical	0	1.58	-
5785MHz	Pass	PK	11.5661G	55.35	74.00	-18.65	3	Vertical	0	1.58	-
5785MHz	Pass	PK	17.3427G	63.15	68.20	-5.05	3	Vertical	0	1.50	-
5785MHz	Pass	AV	11.5709G	43.03	54.00	-10.97	3	Horizontal	56	1.55	-
5785MHz	Pass	PK	11.5622G	55.65	74.00	-18.35	3	Horizontal	56	1.55	-
5785MHz	Pass	PK	17.35464G	68.06	68.20	-0.14	3	Horizontal	28	1.41	-
5825MHz	Pass	AV	5.8274G	107.83	Inf	-Inf	3	Vertical	42	1.64	-
5825MHz	Pass	PK	5.6198G	59.17	68.20	-9.03	3	Vertical	42	1.64	-
5825MHz	Pass	PK	5.8274G	117.88	Inf	-Inf	3	Vertical	42	1.64	-
5825MHz	Pass	PK	5.9246G	62.11	68.50	-6.39	3	Vertical	42	1.64	-
5825MHz	Pass	AV	11.6515G	42.03	54.00	-11.97	3	Vertical	0	1.50	-
5825MHz	Pass	PK	11.64574G	55.02	74.00	-18.98	3	Vertical	0	1.50	-
5825MHz	Pass	PK	17.48166G	64.35	68.20	-3.85	3	Vertical	343	1.50	-
5825MHz	Pass	AV	11.6464G	42.43	54.00	-11.57	3	Horizontal	52	1.50	-
5825MHz	Pass	PK	11.65012G	55.44	74.00	-18.56	3	Horizontal	52	1.50	-
5825MHz	Pass	PK	17.47866G	67.80	68.20	-0.40	3	Horizontal	29	1.43	-
802.11ax HEW20_Nss1,(MCS0)_1TX	-	-	-	-	-	-	-	-	-	-	-
5180MHz	Pass	AV	5.15G	53.42	54.00	-0.58	3	Vertical	36	1.70	-
5180MHz	Pass	AV	5.183G	103.87	Inf	-Inf	3	Vertical	36	1.70	-
5180MHz	Pass	PK	5.1464G	70.80	74.00	-3.20	3	Vertical	36	1.70	-
5180MHz	Pass	PK	5.1812G	116.12	Inf	-Inf	3	Vertical	36	1.70	-
5180MHz	Pass	AV	15.525G	39.14	54.00	-14.86	3	Vertical	186	1.49	-

Level (dBuV/m) = Raw(Read Level) + AF(Antenna Factor) + CL(Cable Loss) - PA(Preamp Factor)

Mode	Result	Type	Freq (Hz)	Level (dBuV/m)	Limit (dBuV/m)	Margin (dB)	Dist (m)	Condition	Azimuth (°)	Height (m)	Comments
5180MHz	Pass	PK	10.35184G	51.20	68.20	-17.00	3	Vertical	168	3.00	-
5180MHz	Pass	PK	15.53058G	52.55	74.00	-21.45	3	Vertical	186	1.49	-
5180MHz	Pass	AV	15.52644G	39.10	54.00	-14.90	3	Horizontal	153	2.70	-
5180MHz	Pass	PK	10.37176G	51.38	68.20	-16.82	3	Horizontal	95	1.50	-
5180MHz	Pass	PK	15.5403G	52.94	74.00	-21.06	3	Horizontal	153	2.70	-
5200MHz	Pass	AV	5.15G	53.40	54.00	-0.60	3	Vertical	37	1.70	-
5200MHz	Pass	AV	5.2048G	107.32	Inf	-Inf	3	Vertical	37	1.70	-
5200MHz	Pass	PK	5.146G	70.17	74.00	-3.83	3	Vertical	37	1.70	-
5200MHz	Pass	PK	5.197G	120.21	Inf	-Inf	3	Vertical	37	1.70	-
5200MHz	Pass	AV	15.60114G	40.22	54.00	-13.78	3	Vertical	48	1.56	-
5200MHz	Pass	PK	10.3985G	53.05	68.20	-15.15	3	Vertical	347	1.47	-
5200MHz	Pass	PK	15.59106G	55.04	74.00	-18.96	3	Vertical	48	1.56	-
5200MHz	Pass	AV	15.59856G	41.95	54.00	-12.05	3	Horizontal	45	1.66	-
5200MHz	Pass	PK	10.39772G	52.09	68.20	-16.11	3	Horizontal	22	1.24	-
5200MHz	Pass	PK	15.59136G	57.32	74.00	-16.68	3	Horizontal	45	1.66	-
5240MHz	Pass	AV	5.1422G	49.44	54.00	-4.56	3	Vertical	38	1.69	-
5240MHz	Pass	AV	5.2334G	107.96	Inf	-Inf	3	Vertical	38	1.69	-
5240MHz	Pass	AV	5.35G	48.74	54.00	-5.26	3	Vertical	38	1.69	-
5240MHz	Pass	PK	5.1308G	62.15	74.00	-11.85	3	Vertical	38	1.69	-
5240MHz	Pass	PK	5.237G	121.07	Inf	-Inf	3	Vertical	38	1.69	-
5240MHz	Pass	PK	5.36G	61.07	74.00	-12.93	3	Vertical	38	1.69	-
5240MHz	Pass	AV	15.72066G	43.34	54.00	-10.66	3	Vertical	45	1.49	-
5240MHz	Pass	PK	10.48114G	53.80	68.20	-14.40	3	Vertical	311	1.92	-
5240MHz	Pass	PK	15.7179G	57.12	74.00	-16.88	3	Vertical	45	1.49	-
5240MHz	Pass	AV	15.71964G	46.03	54.00	-7.97	3	Horizontal	46	1.59	-
5240MHz	Pass	PK	10.48222G	52.76	68.20	-15.44	3	Horizontal	45	1.51	-
5240MHz	Pass	PK	15.71118G	59.67	74.00	-14.33	3	Horizontal	46	1.59	-
5260MHz	Pass	AV	5.15G	48.17	54.00	-5.83	3	Vertical	34	1.84	-
5260MHz	Pass	AV	5.263G	108.54	Inf	-Inf	3	Vertical	34	1.84	-
5260MHz	Pass	AV	5.353G	50.28	54.00	-3.72	3	Vertical	34	1.84	-
5260MHz	Pass	PK	5.1106G	60.25	74.00	-13.75	3	Vertical	34	1.84	-
5260MHz	Pass	PK	5.257G	121.57	Inf	-Inf	3	Vertical	34	1.84	-
5260MHz	Pass	PK	5.3518G	62.94	74.00	-11.06	3	Vertical	34	1.84	-
5260MHz	Pass	AV	15.77964G	43.82	54.00	-10.18	3	Vertical	45	1.49	-
5260MHz	Pass	PK	10.53014G	52.13	68.20	-16.07	3	Vertical	325	1.96	-
5260MHz	Pass	PK	15.78744G	57.42	74.00	-16.58	3	Vertical	45	1.49	-
5260MHz	Pass	AV	15.77958G	45.91	54.00	-8.09	3	Horizontal	48	1.64	-
5260MHz	Pass	PK	10.52564G	52.26	68.20	-15.94	3	Horizontal	44	1.49	-
5260MHz	Pass	PK	15.78732G	59.94	74.00	-14.06	3	Horizontal	48	1.64	-
5300MHz	Pass	AV	5.2982G	107.44	Inf	-Inf	3	Vertical	34	1.82	-
5300MHz	Pass	AV	5.3504G	53.19	54.00	-0.81	3	Vertical	34	1.82	-
5300MHz	Pass	PK	5.297G	120.73	Inf	-Inf	3	Vertical	34	1.82	-
5300MHz	Pass	PK	5.3516G	70.94	74.00	-3.06	3	Vertical	34	1.82	-
5300MHz	Pass	AV	10.60354G	37.25	54.00	-16.75	3	Vertical	30	1.74	-
5300MHz	Pass	AV	15.90114G	40.23	54.00	-13.77	3	Vertical	47	1.48	-
5300MHz	Pass	PK	10.60492G	50.62	74.00	-23.38	3	Vertical	30	1.74	-
5300MHz	Pass	PK	15.9036G	54.01	74.00	-19.99	3	Vertical	47	1.48	-
5300MHz	Pass	AV	10.60684G	36.84	54.00	-17.16	3	Horizontal	64	1.50	-
5300MHz	Pass	AV	15.8997G	40.46	54.00	-13.54	3	Horizontal	47	1.60	-

Level (dBuV/m) = Raw(Read Level) + AF(Antenna Factor) + CL(Cable Loss) - PA(Preamp Factor)

Mode	Result	Type	Freq (Hz)	Level (dBuV/m)	Limit (dBuV/m)	Margin (dB)	Dist (m)	Condition	Azimuth (°)	Height (m)	Comments
5300MHz	Pass	PK	10.59952G	49.96	68.20	-18.24	3	Horizontal	64	1.50	-
5300MHz	Pass	PK	15.89118G	55.35	74.00	-18.65	3	Horizontal	47	1.60	-
5320MHz	Pass	AV	5.3182G	104.11	Inf	-Inf	3	Vertical	35	1.77	-
5320MHz	Pass	AV	5.3506G	53.14	54.00	-0.86	3	Vertical	35	1.77	-
5320MHz	Pass	PK	5.317G	117.17	Inf	-Inf	3	Vertical	35	1.77	-
5320MHz	Pass	PK	5.3518G	73.66	74.00	-0.34	3	Vertical	35	1.77	-
5320MHz	Pass	AV	10.62692G	36.71	54.00	-17.29	3	Vertical	9	1.49	-
5320MHz	Pass	AV	15.95994G	38.19	54.00	-15.81	3	Vertical	67	1.48	-
5320MHz	Pass	PK	10.64516G	50.20	74.00	-23.80	3	Vertical	9	1.49	-
5320MHz	Pass	PK	15.95148G	52.59	74.00	-21.41	3	Vertical	67	1.48	-
5320MHz	Pass	AV	10.63904G	36.81	54.00	-17.19	3	Horizontal	360	1.48	-
5320MHz	Pass	AV	15.95178G	38.17	54.00	-15.83	3	Horizontal	325	1.49	-
5320MHz	Pass	PK	10.64924G	50.04	74.00	-23.96	3	Horizontal	360	1.48	-
5320MHz	Pass	PK	15.96906G	51.22	74.00	-22.78	3	Horizontal	313	1.49	-
5500MHz	Pass	AV	5.4598G	48.36	54.00	-5.64	3	Vertical	38	1.85	-
5500MHz	Pass	AV	5.4928G	102.87	Inf	-Inf	3	Vertical	38	1.85	-
5500MHz	Pass	PK	5.4694G	67.99	68.20	-0.21	3	Vertical	38	1.85	-
5500MHz	Pass	PK	5.497G	115.91	Inf	-Inf	3	Vertical	38	1.85	-
5500MHz	Pass	AV	10.99868G	37.60	54.00	-16.40	3	Vertical	229	1.50	-
5500MHz	Pass	PK	10.98788G	51.14	74.00	-22.86	3	Vertical	229	1.50	-
5500MHz	Pass	PK	16.50282G	53.80	68.20	-14.40	3	Vertical	329	1.49	-
5500MHz	Pass	AV	10.98722G	37.45	54.00	-16.55	3	Horizontal	24	1.48	-
5500MHz	Pass	PK	10.99928G	50.42	74.00	-23.58	3	Horizontal	24	1.48	-
5500MHz	Pass	PK	16.50384G	53.31	68.20	-14.89	3	Horizontal	304	1.49	-
5580MHz	Pass	AV	5.4534G	47.87	54.00	-6.13	3	Vertical	39	1.83	-
5580MHz	Pass	AV	5.583G	108.27	Inf	-Inf	3	Vertical	39	1.83	-
5580MHz	Pass	PK	5.466G	59.57	68.20	-8.63	3	Vertical	39	1.83	-
5580MHz	Pass	PK	5.577G	121.45	Inf	-Inf	3	Vertical	39	1.83	-
5580MHz	Pass	PK	5.7294G	59.64	68.20	-8.56	3	Vertical	39	1.83	-
5580MHz	Pass	AV	11.15946G	40.87	54.00	-13.13	3	Vertical	246	1.55	-
5580MHz	Pass	PK	11.16306G	53.39	74.00	-20.61	3	Vertical	246	1.55	-
5580MHz	Pass	PK	16.73742G	59.89	68.20	-8.31	3	Vertical	25	1.49	-
5580MHz	Pass	AV	11.16516G	39.39	54.00	-14.61	3	Horizontal	317	1.47	-
5580MHz	Pass	PK	11.17044G	52.08	74.00	-21.92	3	Horizontal	317	1.47	-
5580MHz	Pass	PK	16.74714G	62.38	68.20	-5.82	3	Horizontal	29	1.49	-
5700MHz	Pass	AV	5.6928G	97.45	Inf	-Inf	3	Vertical	0	1.82	-
5700MHz	Pass	PK	5.6934G	110.32	Inf	-Inf	3	Vertical	0	1.82	-
5700MHz	Pass	PK	5.7258G	67.56	68.20	-0.64	3	Vertical	0	1.82	-
5700MHz	Pass	AV	11.4075G	37.22	54.00	-16.78	3	Vertical	285	1.48	-
5700MHz	Pass	PK	11.39796G	50.27	74.00	-23.73	3	Vertical	285	1.48	-
5700MHz	Pass	PK	17.10678G	54.36	68.20	-13.84	3	Vertical	339	1.49	-
5700MHz	Pass	AV	11.41416G	37.12	54.00	-16.88	3	Horizontal	220	1.49	-
5700MHz	Pass	PK	11.41128G	49.74	74.00	-24.26	3	Horizontal	220	1.49	-
5700MHz	Pass	PK	17.10036G	54.67	68.20	-13.53	3	Horizontal	300	1.32	-
5720MHz Straddle 5.47-5.725GHz	Pass	AV	5.4524G	45.73	54.00	-8.27	3	Vertical	242	1.76	-
5720MHz Straddle 5.47-5.725GHz	Pass	AV	5.7212G	109.14	Inf	-Inf	3	Vertical	242	1.76	-
5720MHz Straddle 5.47-5.725GHz	Pass	PK	5.462G	57.28	68.20	-10.92	3	Vertical	242	1.76	-
5720MHz Straddle 5.47-5.725GHz	Pass	PK	5.7176G	122.37	Inf	-Inf	3	Vertical	242	1.76	-
5720MHz Straddle 5.47-5.725GHz	Pass	PK	5.8964G	59.76	68.20	-8.44	3	Vertical	242	1.76	-

Level (dBuV/m) = Raw(Read Level) + AF(Antenna Factor) + CL(Cable Loss) - PA(Preamp Factor)

Mode	Result	Type	Freq (Hz)	Level (dBuV/m)	Limit (dBuV/m)	Margin (dB)	Dist (m)	Condition	Azimuth (°)	Height (m)	Comments
5720MHz Straddle 5.47-5.725GHz	Pass	AV	11.44012G	40.93	54.00	-13.07	3	Vertical	326	1.80	-
5720MHz Straddle 5.47-5.725GHz	Pass	PK	11.43814G	53.39	74.00	-20.61	3	Vertical	326	1.80	-
5720MHz Straddle 5.47-5.725GHz	Pass	PK	17.16192G	65.73	68.20	-2.47	3	Vertical	27	1.41	-
5720MHz Straddle 5.47-5.725GHz	Pass	AV	11.44114G	39.01	54.00	-14.99	3	Horizontal	357	1.49	-
5720MHz Straddle 5.47-5.725GHz	Pass	PK	11.44198G	51.86	74.00	-22.14	3	Horizontal	357	1.49	-
5720MHz Straddle 5.47-5.725GHz	Pass	PK	17.15136G	67.66	68.20	-0.54	3	Horizontal	323	2.42	-
5745MHz	Pass	AV	5.451G	45.65	54.00	-8.35	3	Vertical	244	1.70	-
5745MHz	Pass	AV	5.7438G	108.27	Inf	-Inf	3	Vertical	244	1.70	-
5745MHz	Pass	PK	5.649G	61.74	68.20	-6.46	3	Vertical	244	1.70	-
5745MHz	Pass	PK	5.7378G	120.17	Inf	-Inf	3	Vertical	244	1.70	-
5745MHz	Pass	PK	5.9406G	59.54	68.20	-8.66	3	Vertical	244	1.70	-
5745MHz	Pass	AV	11.48916G	38.76	54.00	-15.24	3	Vertical	340	1.92	-
5745MHz	Pass	PK	11.48664G	52.18	74.00	-21.82	3	Vertical	340	1.92	-
5745MHz	Pass	PK	17.2269G	66.40	68.20	-1.80	3	Vertical	27	1.41	-
5745MHz	Pass	AV	11.48952G	40.53	54.00	-13.47	3	Horizontal	360	1.43	-
5745MHz	Pass	PK	11.4924G	53.71	74.00	-20.29	3	Horizontal	360	1.43	-
5745MHz	Pass	PK	17.2263G	68.09	68.20	-0.11	3	Horizontal	29	1.41	-
5785MHz	Pass	PK	5.6482G	58.78	68.20	-9.42	3	Vertical	44	1.79	-
5785MHz	Pass	PK	5.7826G	120.21	Inf	-Inf	3	Vertical	44	1.79	-
5785MHz	Pass	AV	5.7778G	107.16	Inf	-Inf	3	Vertical	44	1.79	-
5785MHz	Pass	PK	5.9602G	59.66	68.20	-8.54	3	Vertical	44	1.79	-
5785MHz	Pass	AV	11.57156G	40.74	54.00	-13.26	3	Vertical	326	2.01	-
5785MHz	Pass	PK	11.57444G	53.81	74.00	-20.19	3	Vertical	326	2.01	-
5785MHz	Pass	PK	17.34624G	65.05	68.20	-3.15	3	Vertical	28	1.43	-
5785MHz	Pass	AV	11.57246G	40.22	54.00	-13.78	3	Horizontal	321	1.49	-
5785MHz	Pass	PK	11.56964G	53.29	74.00	-20.71	3	Horizontal	321	1.49	-
5785MHz	Pass	PK	17.34618G	67.77	68.20	-0.43	3	Horizontal	30	1.42	-
5825MHz	Pass	AV	5.8262G	107.14	Inf	-Inf	3	Vertical	140	1.82	-
5825MHz	Pass	PK	5.5754G	58.51	68.20	-9.69	3	Vertical	140	1.82	-
5825MHz	Pass	PK	5.8226G	120.38	Inf	-Inf	3	Vertical	140	1.82	-
5825MHz	Pass	PK	5.9258G	60.76	68.20	-7.44	3	Vertical	140	1.82	-
5825MHz	Pass	AV	11.64838G	40.09	54.00	-13.91	3	Vertical	342	1.89	-
5825MHz	Pass	PK	11.6527G	53.06	74.00	-20.94	3	Vertical	342	1.89	-
5825MHz	Pass	PK	17.48226G	66.04	68.20	-2.16	3	Vertical	29	1.42	-
5825MHz	Pass	AV	11.6497G	39.17	54.00	-14.83	3	Horizontal	320	1.48	-
5825MHz	Pass	PK	11.6446G	52.58	74.00	-21.42	3	Horizontal	320	1.48	-
5825MHz	Pass	PK	17.4825G	67.74	68.20	-0.46	3	Horizontal	30	1.39	-
802.11ax HEW40_Nss1,(MCS0)_1TX	-	-	-	-	-	-	-	-	-	-	-
5190MHz	Pass	AV	5.15G	53.89	54.00	-0.11	3	Vertical	220	1.62	-
5190MHz	Pass	AV	5.184G	100.08	Inf	-Inf	3	Vertical	220	1.62	-
5190MHz	Pass	PK	5.15G	69.92	74.00	-4.08	3	Vertical	220	1.62	-
5190MHz	Pass	PK	5.1824G	112.52	Inf	-Inf	3	Vertical	220	1.62	-
5190MHz	Pass	AV	15.56688G	39.92	54.00	-14.08	3	Vertical	97	1.48	-
5190MHz	Pass	PK	10.38672G	51.32	68.20	-16.88	3	Vertical	182	1.49	-
5190MHz	Pass	PK	15.57582G	52.82	74.00	-21.18	3	Vertical	97	1.48	-
5190MHz	Pass	AV	15.57246G	40.25	54.00	-13.75	3	Horizontal	356	1.49	-
5190MHz	Pass	PK	10.38054G	51.25	68.20	-16.95	3	Horizontal	154	1.36	-
5190MHz	Pass	PK	15.56232G	52.93	74.00	-21.07	3	Horizontal	356	1.49	-
5230MHz	Pass	AV	5.1496G	53.86	54.00	-0.14	3	Vertical	37	1.86	-

Remark :

Level (dBuV/m) = Raw(Read Level) + AF(Antenna Factor) + CL(Cable Loss) - PA(Preamp Factor)

Mode	Result	Type	Freq (Hz)	Level (dBuV/m)	Limit (dBuV/m)	Margin (dB)	Dist (m)	Condition	Azimuth (°)	Height (m)	Comments
5230MHz	Pass	AV	5.2344G	104.65	Inf	-Inf	3	Vertical	37	1.86	-
5230MHz	Pass	PK	5.1496G	67.09	74.00	-6.91	3	Vertical	37	1.86	-
5230MHz	Pass	PK	5.2224G	116.97	Inf	-Inf	3	Vertical	37	1.86	-
5230MHz	Pass	AV	15.67986G	39.71	54.00	-14.29	3	Vertical	45	2.29	-
5230MHz	Pass	PK	10.45856G	52.09	68.20	-16.11	3	Vertical	204	1.49	-
5230MHz	Pass	PK	15.68424G	52.42	74.00	-21.58	3	Vertical	45	2.29	-
5230MHz	Pass	AV	15.68358G	40.50	54.00	-13.50	3	Horizontal	45	1.58	-
5230MHz	Pass	PK	10.46426G	52.42	68.20	-15.78	3	Horizontal	261	2.15	-
5230MHz	Pass	PK	15.699G	53.05	74.00	-20.95	3	Horizontal	45	1.58	-
5270MHz	Pass	AV	5.2744G	104.31	Inf	-Inf	3	Vertical	39	1.83	-
5270MHz	Pass	AV	5.3504G	53.77	54.00	-0.23	3	Vertical	39	1.83	-
5270MHz	Pass	PK	5.2624G	116.58	Inf	-Inf	3	Vertical	39	1.83	-
5270MHz	Pass	PK	5.3552G	68.91	74.00	-5.09	3	Vertical	39	1.83	-
5270MHz	Pass	AV	15.81666G	38.73	54.00	-15.27	3	Vertical	44	1.48	-
5270MHz	Pass	PK	10.52986G	50.65	68.20	-17.55	3	Vertical	352	1.49	-
5270MHz	Pass	PK	15.79722G	51.26	74.00	-22.74	3	Vertical	44	1.48	-
5270MHz	Pass	AV	15.8154G	39.02	54.00	-14.98	3	Horizontal	46	1.60	-
5270MHz	Pass	PK	10.53472G	50.41	68.20	-17.79	3	Horizontal	152	1.01	-
5270MHz	Pass	PK	15.81498G	51.19	74.00	-22.81	3	Horizontal	46	1.60	-
5310MHz	Pass	AV	5.3144G	101.72	Inf	-Inf	3	Vertical	40	1.76	-
5310MHz	Pass	AV	5.354G	52.19	54.00	-1.81	3	Vertical	40	1.76	-
5310MHz	Pass	PK	5.3024G	113.72	Inf	-Inf	3	Vertical	40	1.76	-
5310MHz	Pass	PK	5.3508G	72.84	74.00	-1.16	3	Vertical	40	1.76	-
5310MHz	Pass	AV	10.60788G	37.61	54.00	-16.39	3	Vertical	50	1.49	-
5310MHz	Pass	AV	15.9387G	39.01	54.00	-14.99	3	Vertical	223	1.47	-
5310MHz	Pass	PK	10.62312G	50.02	74.00	-23.98	3	Vertical	50	1.49	-
5310MHz	Pass	PK	15.92442G	51.64	74.00	-22.36	3	Vertical	223	1.47	-
5310MHz	Pass	AV	10.6173G	37.73	54.00	-16.27	3	Horizontal	309	1.62	-
5310MHz	Pass	AV	15.91896G	39.03	54.00	-14.97	3	Horizontal	269	1.49	-
5310MHz	Pass	PK	10.60788G	49.82	74.00	-24.18	3	Horizontal	309	1.62	-
5310MHz	Pass	PK	15.92556G	51.45	74.00	-22.55	3	Horizontal	269	1.49	-
5510MHz	Pass	AV	5.4584G	49.66	54.00	-4.34	3	Vertical	39	2.01	-
5510MHz	Pass	AV	5.5034G	100.58	Inf	-Inf	3	Vertical	39	2.01	-
5510MHz	Pass	PK	5.4698G	68.03	68.20	-0.17	3	Vertical	39	2.01	-
5510MHz	Pass	PK	5.5022G	112.83	Inf	-Inf	3	Vertical	39	2.01	-
5510MHz	Pass	AV	11.01256G	38.48	54.00	-15.52	3	Vertical	186	1.48	-
5510MHz	Pass	PK	11.02582G	51.55	74.00	-22.45	3	Vertical	186	1.48	-
5510MHz	Pass	PK	16.52736G	53.19	68.20	-15.01	3	Vertical	117	1.49	-
5510MHz	Pass	AV	11.03146G	38.46	54.00	-15.54	3	Horizontal	164	2.15	-
5510MHz	Pass	PK	11.0122G	50.35	74.00	-23.65	3	Horizontal	164	2.15	-
5510MHz	Pass	PK	16.533G	53.23	68.20	-14.97	3	Horizontal	190	1.49	-
5550MHz	Pass	AV	5.4594G	51.64	54.00	-2.36	3	Vertical	139	1.66	-
5550MHz	Pass	AV	5.5542G	104.92	Inf	-Inf	3	Vertical	139	1.66	-
5550MHz	Pass	PK	5.4696G	68.09	68.20	-0.11	3	Vertical	139	1.66	-
5550MHz	Pass	PK	5.535G	117.22	Inf	-Inf	3	Vertical	139	1.66	-
5550MHz	Pass	AV	11.11116G	38.59	54.00	-15.41	3	Vertical	304	1.48	-
5550MHz	Pass	PK	11.09832G	51.31	74.00	-22.69	3	Vertical	304	1.48	-
5550MHz	Pass	PK	16.6575G	53.37	68.20	-14.83	3	Vertical	0	1.49	-
5550MHz	Pass	AV	11.1147G	38.61	54.00	-15.39	3	Horizontal	84	2.99	-

Remark :

Level (dBuV/m) = Raw(Read Level) + AF(Antenna Factor) + CL(Cable Loss) - PA(Preamp Factor)

Mode	Result	Type	Freq (Hz)	Level (dBuV/m)	Limit (dBuV/m)	Margin (dB)	Dist (m)	Condition	Azimuth (°)	Height (m)	Comments
5550MHz	Pass	PK	11.10366G	51.38	74.00	-22.62	3	Horizontal	84	2.99	-
5550MHz	Pass	PK	16.65936G	54.96	68.20	-13.24	3	Horizontal	301	1.49	-
5670MHz	Pass	AV	5.6742G	102.08	Inf	-Inf	3	Vertical	139	1.64	-
5670MHz	Pass	PK	5.6622G	114.02	Inf	-Inf	3	Vertical	139	1.64	-
5670MHz	Pass	PK	5.7288G	68.02	68.20	-0.18	3	Vertical	139	1.64	-
5670MHz	Pass	AV	11.32584G	38.32	54.00	-15.68	3	Vertical	295	1.49	-
5670MHz	Pass	PK	11.34462G	50.60	74.00	-23.40	3	Vertical	295	1.49	-
5670MHz	Pass	PK	17.00004G	55.52	68.20	-12.68	3	Vertical	357	1.49	-
5670MHz	Pass	AV	11.3316G	38.49	54.00	-15.51	3	Horizontal	60	2.00	-
5670MHz	Pass	PK	11.3454G	50.80	74.00	-23.20	3	Horizontal	60	2.00	-
5670MHz	Pass	PK	16.99866G	56.80	68.20	-11.40	3	Horizontal	27	1.38	-
5710MHz Straddle 5.47-5.725GHz	Pass	AV	5.458G	46.93	54.00	-7.07	3	Vertical	247	1.69	-
5710MHz Straddle 5.47-5.725GHz	Pass	AV	5.704G	107.14	Inf	-Inf	3	Vertical	247	1.69	-
5710MHz Straddle 5.47-5.725GHz	Pass	PK	5.4688G	57.73	68.20	-10.47	3	Vertical	247	1.69	-
5710MHz Straddle 5.47-5.725GHz	Pass	PK	5.6956G	119.40	Inf	-Inf	3	Vertical	247	1.69	-
5710MHz Straddle 5.47-5.725GHz	Pass	PK	5.8504G	64.12	68.20	-4.08	3	Vertical	247	1.69	-
5710MHz Straddle 5.47-5.725GHz	Pass	AV	11.42546G	40.44	54.00	-13.56	3	Vertical	340	1.61	-
5710MHz Straddle 5.47-5.725GHz	Pass	PK	11.4236G	52.60	74.00	-21.40	3	Vertical	340	1.61	-
5710MHz Straddle 5.47-5.725GHz	Pass	PK	17.12628G	65.22	68.20	-2.98	3	Vertical	24	1.40	-
5710MHz Straddle 5.47-5.725GHz	Pass	AV	11.4302G	38.11	54.00	-15.89	3	Horizontal	196	1.47	-
5710MHz Straddle 5.47-5.725GHz	Pass	PK	11.4098G	50.17	74.00	-23.83	3	Horizontal	196	1.47	-
5710MHz Straddle 5.47-5.725GHz	Pass	PK	17.12934G	66.28	68.20	-1.92	3	Horizontal	27	1.43	-
5755MHz	Pass	AV	5.7598G	106.68	Inf	-Inf	3	Vertical	240	1.74	-
5755MHz	Pass	PK	5.647G	68.04	68.20	-0.16	3	Vertical	240	1.74	-
5755MHz	Pass	PK	5.7394G	119.03	Inf	-Inf	3	Vertical	240	1.74	-
5755MHz	Pass	PK	5.9266G	61.73	68.20	-6.47	3	Vertical	240	1.74	-
5755MHz	Pass	AV	11.51834G	39.24	54.00	-14.76	3	Vertical	340	1.96	-
5755MHz	Pass	PK	11.51756G	51.92	74.00	-22.08	3	Vertical	340	1.96	-
5755MHz	Pass	PK	17.25666G	64.31	68.20	-3.89	3	Vertical	27	1.46	-
5755MHz	Pass	AV	11.50988G	40.25	54.00	-13.75	3	Horizontal	360	1.35	-
5755MHz	Pass	PK	11.51882G	52.51	74.00	-21.49	3	Horizontal	360	1.35	-
5755MHz	Pass	PK	17.25678G	67.25	68.20	-0.95	3	Horizontal	28	1.43	-
5795MHz	Pass	AV	5.7998G	106.73	Inf	-Inf	3	Vertical	44	1.77	-
5795MHz	Pass	PK	5.645G	63.13	68.20	-5.07	3	Vertical	44	1.77	-
5795MHz	Pass	PK	5.8106G	119.45	Inf	-Inf	3	Vertical	44	1.77	-
5795MHz	Pass	PK	5.9246G	68.36	68.50	-0.14	3	Vertical	44	1.77	-
5795MHz	Pass	AV	11.58418G	39.47	54.00	-14.53	3	Vertical	84	1.49	-
5795MHz	Pass	PK	11.59192G	52.06	74.00	-21.94	3	Vertical	84	1.49	-
5795MHz	Pass	PK	17.39136G	65.37	68.20	-2.83	3	Vertical	29	1.46	-
5795MHz	Pass	AV	11.58814G	40.61	54.00	-13.39	3	Horizontal	319	1.73	-
5795MHz	Pass	PK	11.57752G	52.54	74.00	-21.46	3	Horizontal	319	1.73	-
5795MHz	Pass	PK	17.37048G	67.06	68.20	-1.14	3	Horizontal	29	1.42	-
802.11ax HEW80_Nss1,(MCS0)_1TX	-	-	-	-	-	-	-	-	-	-	-
5210MHz	Pass	AV	5.1476G	53.89	54.00	-0.11	3	Vertical	39	1.72	-
5210MHz	Pass	AV	5.1992G	97.79	Inf	-Inf	3	Vertical	39	1.72	-
5210MHz	Pass	AV	5.3612G	49.00	54.00	-5.00	3	Vertical	39	1.72	-
5210MHz	Pass	PK	5.15G	69.17	74.00	-4.83	3	Vertical	39	1.72	-
5210MHz	Pass	PK	5.2004G	109.59	Inf	-Inf	3	Vertical	39	1.72	-
5210MHz	Pass	PK	5.4716G	56.62	68.20	-11.58	3	Vertical	39	1.72	-

Remark :

Level (dBuV/m) = Raw(Read Level) + AF(Antenna Factor) + CL(Cable Loss) - PA(Preamp Factor)

Mode	Result	Type	Freq (Hz)	Level (dBuV/m)	Limit (dBuV/m)	Margin (dB)	Dist (m)	Condition	Azimuth (°)	Height (m)	Comments
5210MHz	Pass	AV	15.62316G	39.73	54.00	-14.27	3	Vertical	34	2.03	-
5210MHz	Pass	PK	10.43464G	52.15	68.20	-16.05	3	Vertical	179	1.49	-
5210MHz	Pass	PK	15.62334G	52.67	74.00	-21.33	3	Vertical	34	2.03	-
5210MHz	Pass	AV	15.62598G	39.63	54.00	-14.37	3	Horizontal	89	1.49	-
5210MHz	Pass	PK	10.4143G	52.73	68.20	-15.47	3	Horizontal	79	2.36	-
5210MHz	Pass	PK	15.63414G	52.03	74.00	-21.97	3	Horizontal	89	1.49	-
5290MHz	Pass	AV	5.1496G	48.98	54.00	-5.02	3	Vertical	38	1.85	-
5290MHz	Pass	AV	5.2792G	98.01	Inf	-Inf	3	Vertical	38	1.85	-
5290MHz	Pass	AV	5.3536G	53.37	54.00	-0.63	3	Vertical	38	1.85	-
5290MHz	Pass	PK	5.122G	60.02	74.00	-13.98	3	Vertical	38	1.85	-
5290MHz	Pass	PK	5.3032G	109.91	Inf	-Inf	3	Vertical	38	1.85	-
5290MHz	Pass	PK	5.3752G	71.53	74.00	-2.47	3	Vertical	38	1.85	-
5290MHz	Pass	AV	15.882G	38.62	54.00	-15.38	3	Vertical	356	1.49	-
5290MHz	Pass	PK	10.58006G	50.33	68.20	-17.87	3	Vertical	6	1.48	-
5290MHz	Pass	PK	15.86844G	51.68	74.00	-22.32	3	Vertical	356	1.49	-
5290MHz	Pass	AV	15.87918G	38.69	54.00	-15.31	3	Horizontal	215	2.96	-
5290MHz	Pass	PK	10.56584G	50.47	68.20	-17.73	3	Horizontal	84	2.78	-
5290MHz	Pass	PK	15.87282G	51.41	74.00	-22.59	3	Horizontal	215	2.96	-
5530MHz	Pass	AV	5.46G	52.39	54.00	-1.61	3	Vertical	42	1.85	-
5530MHz	Pass	AV	5.5192G	97.78	Inf	-Inf	3	Vertical	42	1.85	-
5530MHz	Pass	PK	5.4604G	67.96	68.20	-0.24	3	Vertical	42	1.85	-
5530MHz	Pass	PK	5.5432G	109.88	Inf	-Inf	3	Vertical	42	1.85	-
5530MHz	Pass	PK	5.7772G	58.08	68.20	-10.12	3	Vertical	42	1.85	-
5530MHz	Pass	AV	11.06294G	38.22	54.00	-15.78	3	Vertical	237	1.86	-
5530MHz	Pass	PK	11.04692G	50.43	74.00	-23.57	3	Vertical	237	1.86	-
5530MHz	Pass	PK	16.60182G	52.74	68.20	-15.46	3	Vertical	123	1.95	-
5530MHz	Pass	AV	11.06096G	38.21	54.00	-15.79	3	Horizontal	308	2.63	-
5530MHz	Pass	PK	11.04536G	50.14	74.00	-23.86	3	Horizontal	308	2.63	-
5530MHz	Pass	PK	16.57674G	52.70	68.20	-15.50	3	Horizontal	22	0.99	-
5610MHz	Pass	AV	5.46G	48.47	54.00	-5.53	3	Vertical	135	1.72	-
5610MHz	Pass	AV	5.622G	99.21	Inf	-Inf	3	Vertical	135	1.72	-
5610MHz	Pass	PK	5.4696G	61.16	68.20	-7.04	3	Vertical	135	1.72	-
5610MHz	Pass	PK	5.6232G	111.58	Inf	-Inf	3	Vertical	135	1.72	-
5610MHz	Pass	PK	5.7264G	68.14	68.20	-0.06	3	Vertical	135	1.72	-
5610MHz	Pass	AV	11.21394G	40.02	54.00	-13.98	3	Vertical	230	1.49	-
5610MHz	Pass	PK	11.21076G	52.15	74.00	-21.85	3	Vertical	230	1.49	-
5610MHz	Pass	PK	16.83894G	53.98	68.20	-14.22	3	Vertical	300	1.48	-
5610MHz	Pass	AV	11.20614G	39.91	54.00	-14.09	3	Horizontal	197	1.20	-
5610MHz	Pass	PK	11.21178G	53.26	74.00	-20.74	3	Horizontal	197	1.20	-
5610MHz	Pass	PK	16.82628G	54.07	68.20	-14.13	3	Horizontal	304	1.49	-
5690MHz Straddle 5.47-5.725GHz	Pass	AV	5.4452G	47.30	54.00	-6.70	3	Vertical	139	1.69	-
5690MHz Straddle 5.47-5.725GHz	Pass	AV	5.6744G	102.03	Inf	-Inf	3	Vertical	139	1.69	-
5690MHz Straddle 5.47-5.725GHz	Pass	PK	5.4644G	60.28	68.20	-7.92	3	Vertical	139	1.69	-
5690MHz Straddle 5.47-5.725GHz	Pass	PK	5.6684G	114.25	Inf	-Inf	3	Vertical	139	1.69	-
5690MHz Straddle 5.47-5.725GHz	Pass	PK	5.8664G	67.75	68.20	-0.45	3	Vertical	139	1.69	-
5690MHz Straddle 5.47-5.725GHz	Pass	AV	11.38144G	38.27	54.00	-15.73	3	Vertical	340	1.48	-
5690MHz Straddle 5.47-5.725GHz	Pass	PK	11.3743G	50.47	74.00	-23.53	3	Vertical	340	1.48	-
5690MHz Straddle 5.47-5.725GHz	Pass	PK	17.06646G	59.27	68.20	-8.93	3	Vertical	25	1.42	-
5690MHz Straddle 5.47-5.725GHz	Pass	AV	11.3902G	38.11	54.00	-15.89	3	Horizontal	42	1.49	-

Remark :

Level (dBuV/m) = Raw(Read Level) + AF(Antenna Factor) + CL(Cable Loss) - PA(Preamp Factor)

Mode	Result	Type	Freq (Hz)	Level (dBuV/m)	Limit (dBuV/m)	Margin (dB)	Dist (m)	Condition	Azimuth (°)	Height (m)	Comments
5690MHz Straddle 5.47-5.725GHz	Pass	PK	11.37988G	51.31	74.00	-22.69	3	Horizontal	42	1.49	-
5690MHz Straddle 5.47-5.725GHz	Pass	PK	17.07342G	60.51	68.20	-7.69	3	Horizontal	25	1.47	-
5775MHz	Pass	AV	5.7642G	100.34	Inf	-Inf	3	Vertical	42	1.78	-
5775MHz	Pass	PK	5.631G	68.14	68.20	-0.06	3	Vertical	42	1.78	-
5775MHz	Pass	PK	5.7558G	111.57	Inf	-Inf	3	Vertical	42	1.78	-
5775MHz	Pass	PK	5.9358G	66.43	68.20	-1.77	3	Vertical	42	1.78	-
5775MHz	Pass	AV	11.54388G	39.37	54.00	-14.63	3	Vertical	3	1.04	-
5775MHz	Pass	PK	11.54988G	52.37	74.00	-21.63	3	Vertical	3	1.04	-
5775MHz	Pass	PK	17.33754G	58.15	68.20	-10.05	3	Vertical	27	1.46	-
5775MHz	Pass	AV	11.55804G	39.50	54.00	-14.50	3	Horizontal	67	1.49	-
5775MHz	Pass	PK	11.55276G	51.99	74.00	-22.01	3	Horizontal	67	1.49	-
5775MHz	Pass	PK	17.33778G	59.98	68.20	-8.22	3	Horizontal	29	1.43	-

802.11a_Nss1,(6Mbps)_1TX

5180MHz_TX

30/01/2020

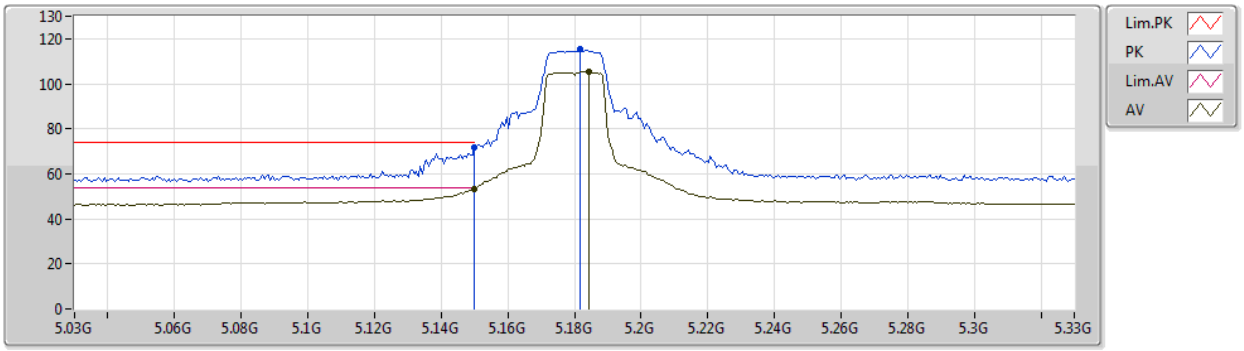

Type	Freq	Level	Limit	Margin	Factor	Dist	Condition	Azimuth	Height	Comment	Raw	AF	CL	PA
	(Hz)	(dBuV/m)	(dBuV/m)	(dB)	(dB)	(m)		(°)	(m)		(dBuV)	(dB)	(dB)	(dB)
AV	5.15G	53.38	54.00	-0.62	8.37	3	Vertical	0	1.70	-	45.01	31.70	6.00	29.33
AV	5.1842G	105.19	Inf	-Inf	8.31	3	Vertical	0	1.70	-	96.88	31.63	6.02	29.34
PK	5.15G	71.57	74.00	-2.43	8.37	3	Vertical	0	1.70	-	63.20	31.70	6.00	29.33
PK	5.1818G	115.53	Inf	-Inf	8.32	3	Vertical	0	1.70	-	107.21	31.64	6.02	29.34

802.11a_Nss1,(6Mbps)_1TX

5180MHz_TX

30/01/2020

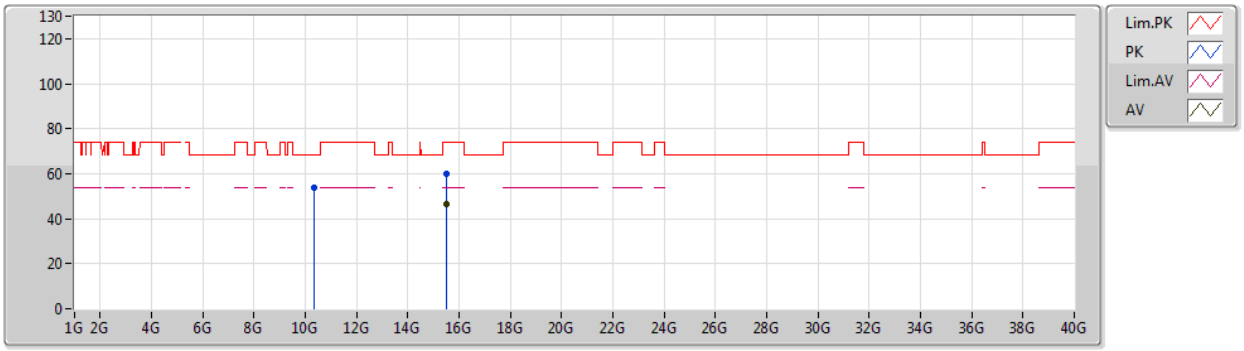

Type	Freq	Level	Limit	Margin	Factor	Dist	Condition	Azimuth	Height	Comment	Raw	AF	CL	PA
	(Hz)	(dBuV/m)	(dBuV/m)	(dB)	(dB)	(m)		(°)	(m)		(dBuV)	(dB)	(dB)	(dB)
AV	15.53088G	46.40	54.00	-7.60	17.57	3	Vertical	130	1.97	-	28.83	38.62	10.81	31.86
PK	10.36582G	53.89	68.20	-14.31	17.55	3	Vertical	307	1.50	-	36.34	39.38	8.70	30.53
PK	15.52584G	59.69	74.00	-14.31	17.59	3	Vertical	130	1.97	-	42.10	38.64	10.81	31.86

802.11a_Nss1,(6Mbps)_1TX

5180MHz_TX

30/01/2020

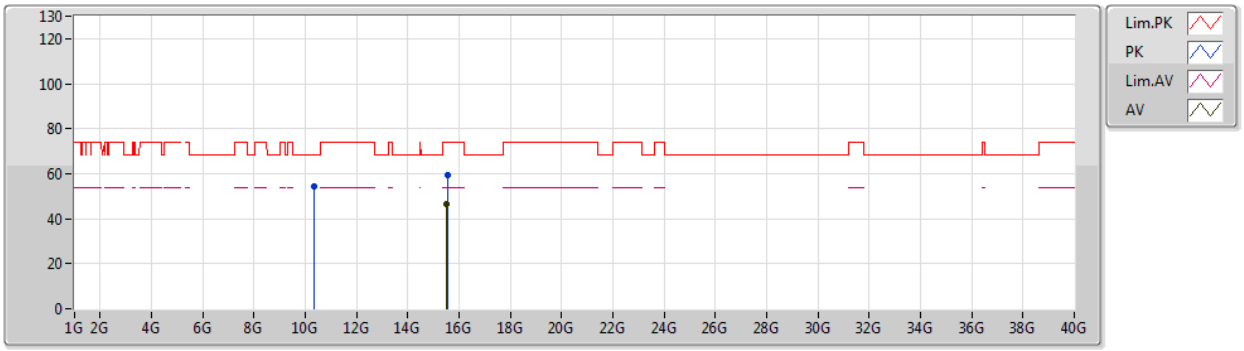

Type	Freq	Level	Limit	Margin	Factor	Dist	Condition	Azimuth	Height	Comment	Raw	AF	CL	PA
	(Hz)	(dBuV/m)	(dBuV/m)	(dB)	(dB)	(m)		(°)	(m)		(dBuV)	(dB)	(dB)	(dB)
AV	15.52848G	46.34	54.00	-7.66	17.58	3	Horizontal	8	1.50	-	28.76	38.63	10.81	31.86
PK	10.3642G	54.08	68.20	-14.12	17.54	3	Horizontal	305	1.50	-	36.54	39.37	8.70	30.53
PK	15.54126G	59.41	74.00	-14.59	17.52	3	Horizontal	8	1.50	-	41.89	38.57	10.81	31.86

802.11a_Nss1,(6Mbps)_1TX

5200MHz_TX

30/01/2020

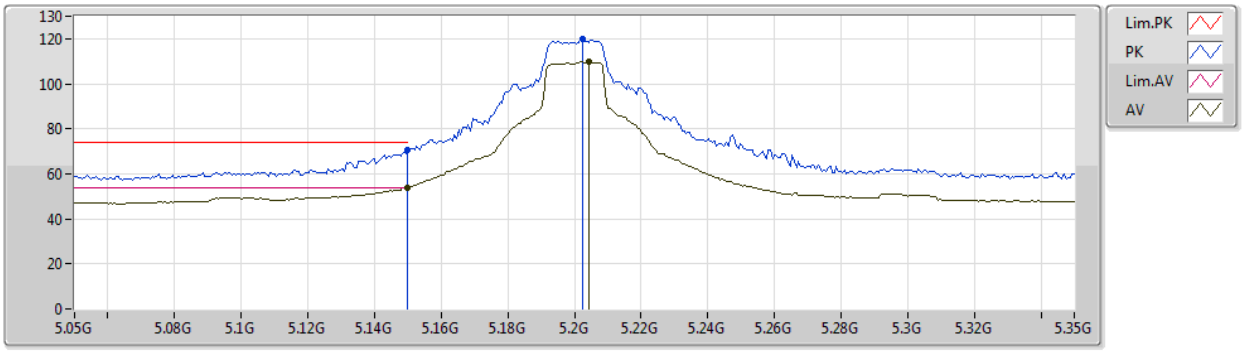

Type	Freq	Level	Limit	Margin	Factor	Dist	Condition	Azimuth	Height	Comment	Raw	AF	CL	PA
	(Hz)	(dBuV/m)	(dBuV/m)	(dB)	(dB)	(m)		(°)	(m)		(dBuV)	(dB)	(dB)	(dB)
AV	5.15G	53.86	54.00	-0.14	8.37	3	Vertical	34	1.76	-	45.49	31.70	6.00	29.33
AV	5.2042G	109.96	Inf	-Inf	8.28	3	Vertical	34	1.76	-	101.68	31.59	6.03	29.34
PK	5.15G	70.38	74.00	-3.62	8.37	3	Vertical	34	1.76	-	62.01	31.70	6.00	29.33
PK	5.2024G	119.65	Inf	-Inf	8.28	3	Vertical	34	1.76	-	111.37	31.59	6.03	29.34

802.11a_Nss1,(6Mbps)_1TX

5200MHz_TX

30/01/2020

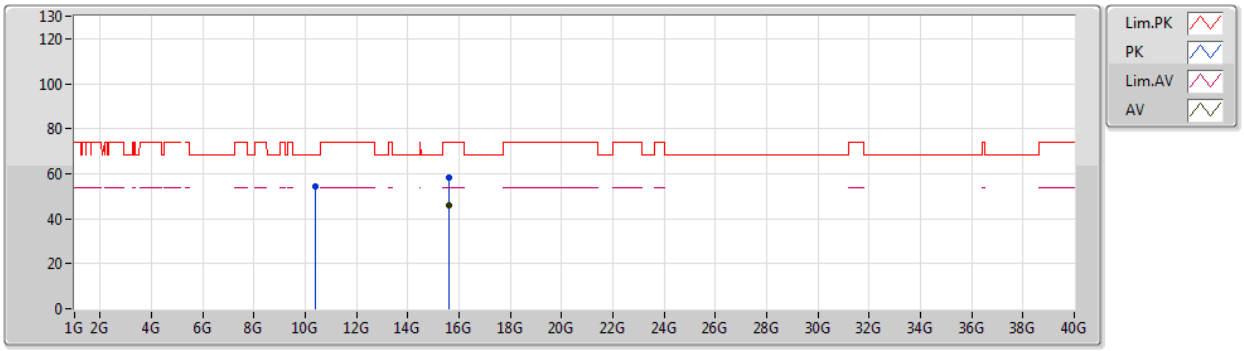

Type	Freq	Level	Limit	Margin	Factor	Dist	Condition	Azimuth	Height	Comment	Raw	AF	CL	PA
	(Hz)	(dBuV/m)	(dBuV/m)	(dB)	(dB)	(m)		(°)	(m)		(dBuV)	(dB)	(dB)	(dB)
AV	15.59964G	45.77	54.00	-8.23	17.28	3	Vertical	89	1.50	-	28.49	38.32	10.83	31.87
PK	10.39856G	54.59	68.20	-13.61	17.60	3	Vertical	346	1.50	-	36.99	39.42	8.72	30.54
PK	15.58722G	58.53	74.00	-15.47	17.33	3	Vertical	89	1.50	-	41.20	38.37	10.83	31.87

802.11a_Nss1,(6Mbps)_1TX

5200MHz_TX

30/01/2020

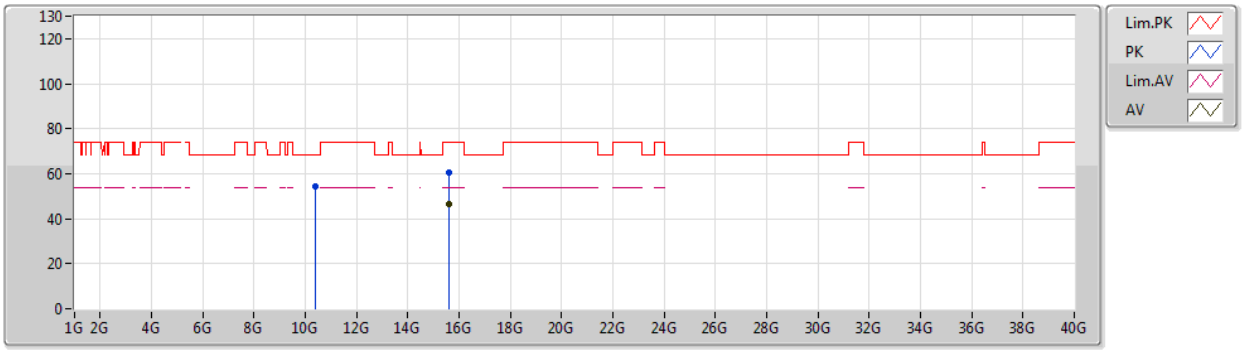

Type	Freq	Level	Limit	Margin	Factor	Dist	Condition	Azimuth	Height	Comment	Raw	AF	CL	PA
	(Hz)	(dBuV/m)	(dBuV/m)	(dB)	(dB)	(m)		(°)	(m)		(dBuV)	(dB)	(dB)	(dB)
AV	15.60114G	46.51	54.00	-7.49	17.28	3	Horizontal	41	1.61	-	29.23	38.32	10.83	31.87
PK	10.39808G	54.25	68.20	-13.95	17.60	3	Horizontal	18	1.54	-	36.65	39.42	8.72	30.54
PK	15.5931G	60.44	74.00	-13.56	17.31	3	Horizontal	41	1.61	-	43.13	38.35	10.83	31.87

802.11a_Nss1,(6Mbps)_1TX

5240MHz_TX

30/01/2020

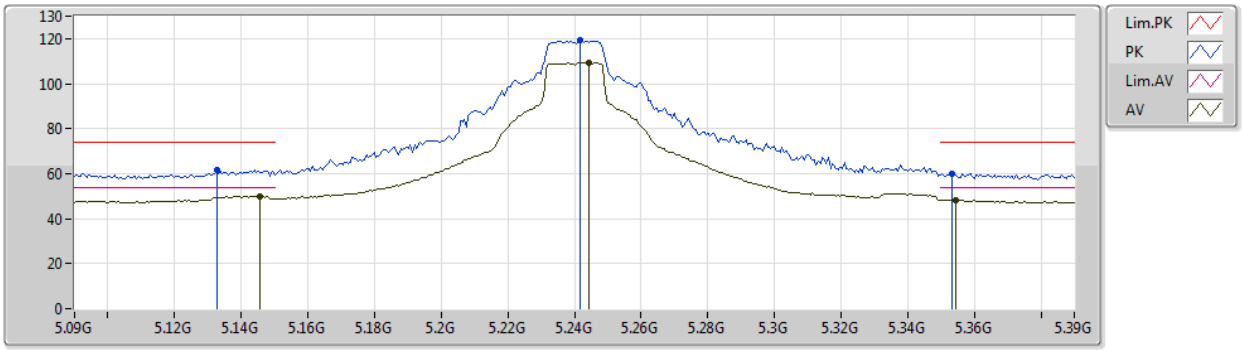

Type	Freq	Level	Limit	Margin	Factor	Dist	Condition	Azimuth	Height	Comment	Raw	AF	CL	PA
	(Hz)	(dBuV/m)	(dBuV/m)	(dB)	(dB)	(m)		(°)	(m)		(dBuV)	(dB)	(dB)	(dB)
AV	5.1458G	50.05	54.00	-3.95	8.38	3	Vertical	34	1.76	-	41.67	31.71	6.00	29.33
AV	5.2442G	109.41	Inf	-Inf	8.18	3	Vertical	34	1.76	-	101.23	31.47	6.05	29.34
AV	5.3546G	48.25	54.00	-5.75	8.16	3	Vertical	34	1.76	-	40.09	31.41	6.11	29.36
PK	5.1326G	61.64	74.00	-12.36	8.39	3	Vertical	34	1.76	-	53.25	31.73	5.99	29.33
PK	5.2418G	119.16	Inf	-Inf	8.18	3	Vertical	34	1.76	-	110.98	31.47	6.05	29.34
PK	5.3534G	59.94	74.00	-14.06	8.16	3	Vertical	34	1.76	-	51.78	31.41	6.11	29.36

802.11a_Nss1,(6Mbps)_1TX

5240MHz_TX

30/01/2020

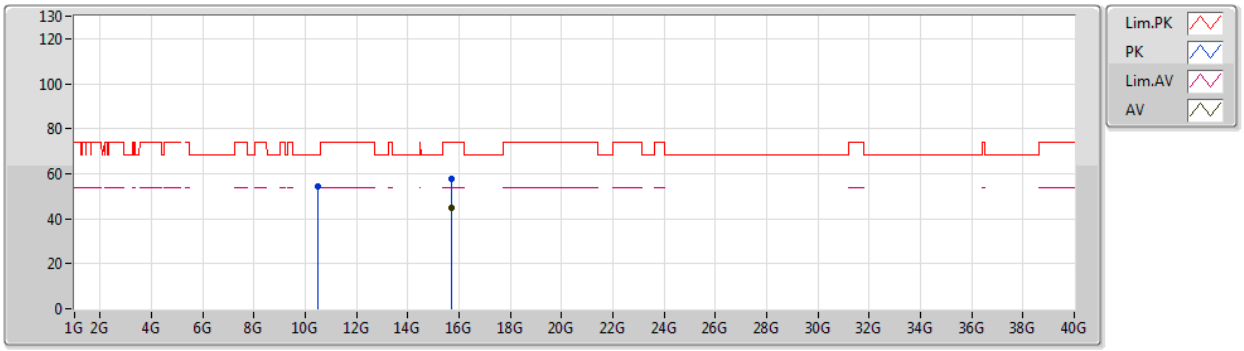

Type	Freq	Level	Limit	Margin	Factor	Dist	Condition	Azimuth	Height	Comment	Raw	AF	CL	PA
	(Hz)	(dBuV/m)	(dBuV/m)	(dB)	(dB)	(m)		(°)	(m)		(dBuV)	(dB)	(dB)	(dB)
AV	15.71226G	44.58	54.00	-9.42	16.82	3	Vertical	41	1.48	-	27.76	37.84	10.88	31.90
PK	10.47628G	54.52	68.20	-13.68	17.72	3	Vertical	309	1.50	-	36.80	39.52	8.77	30.57
PK	15.7089G	57.63	74.00	-16.37	16.83	3	Vertical	41	1.48	-	40.80	37.85	10.88	31.90

802.11a_Nss1,(6Mbps)_1TX

5240MHz_TX

30/01/2020

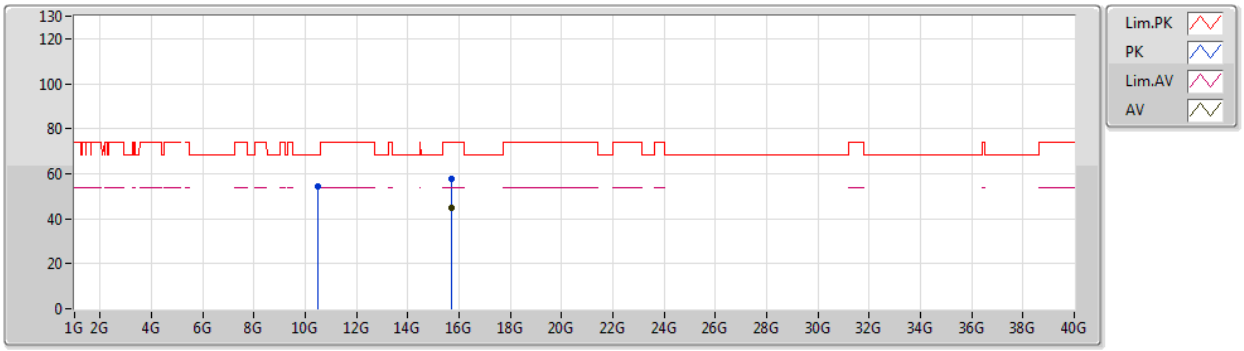

Type	Freq	Level	Limit	Margin	Factor	Dist	Condition	Azimuth	Height	Comment	Raw	AF	CL	PA
	(Hz)	(dBuV/m)	(dBuV/m)	(dB)	(dB)	(m)		(°)	(m)		(dBuV)	(dB)	(dB)	(dB)
AV	15.71592G	45.01	54.00	-8.99	16.80	3	Horizontal	46	1.58	-	28.21	37.82	10.88	31.90
PK	10.47178G	54.28	68.20	-13.92	17.71	3	Horizontal	40	1.41	-	36.57	39.51	8.77	30.57
PK	15.71526G	57.93	74.00	-16.07	16.80	3	Horizontal	46	1.58	-	41.13	37.82	10.88	31.90

802.11a_Nss1,(6Mbps)_1TX

5260MHz_TX

30/01/2020

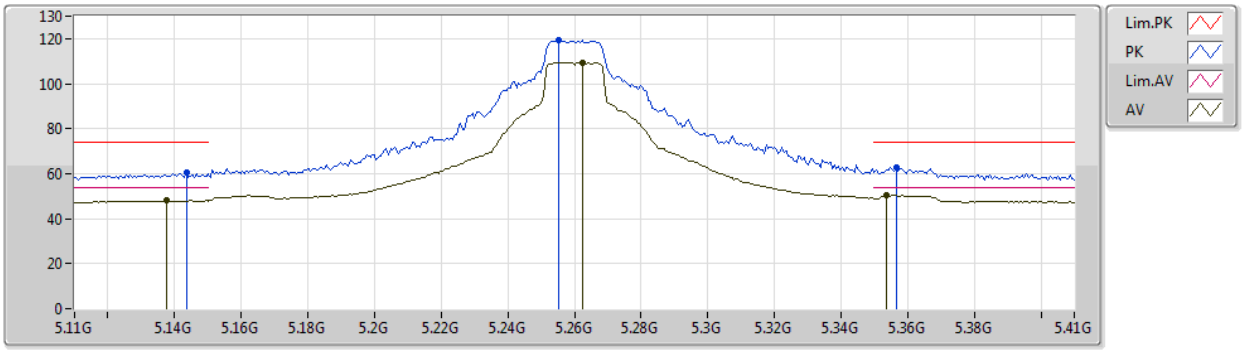

Type	Freq	Level	Limit	Margin	Factor	Dist	Condition	Azimuth	Height	Comment	Raw	AF	CL	PA
	(Hz)	(dBuV/m)	(dBuV/m)	(dB)	(dB)	(m)		(°)	(m)		(dBuV)	(dB)	(dB)	(dB)
AV	5.1376G	48.01	54.00	-5.99	8.38	3	Vertical	35	1.75	-	39.63	31.72	5.99	29.33
AV	5.2624G	109.50	Inf	-Inf	8.12	3	Vertical	35	1.75	-	101.38	31.41	6.06	29.35
AV	5.3536G	50.53	54.00	-3.47	8.16	3	Vertical	35	1.75	-	42.37	31.41	6.11	29.36
PK	5.1436G	60.26	74.00	-13.74	8.38	3	Vertical	35	1.75	-	51.88	31.71	6.00	29.33
PK	5.2552G	119.41	Inf	-Inf	8.14	3	Vertical	35	1.75	-	111.27	31.43	6.06	29.35
PK	5.3566G	62.64	74.00	-11.36	8.16	3	Vertical	35	1.75	-	54.48	31.41	6.11	29.36

802.11a_Nss1,(6Mbps)_1TX

5260MHz_TX

30/01/2020

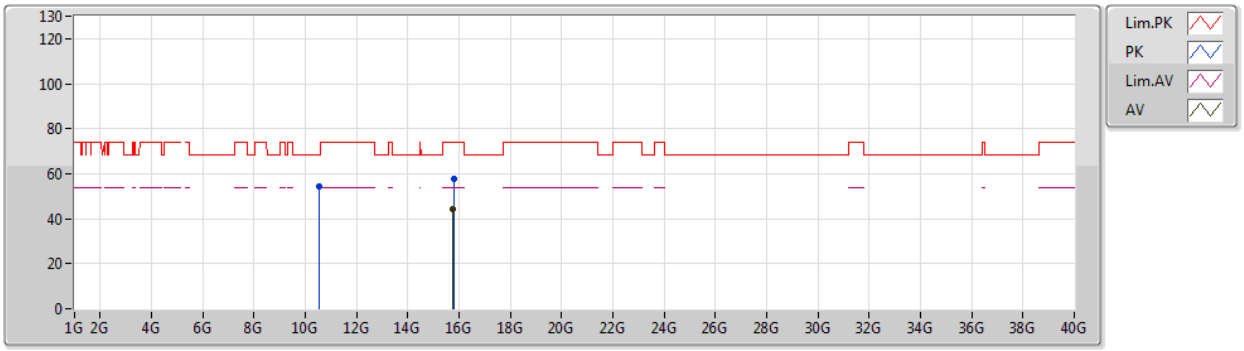

Type	Freq	Level	Limit	Margin	Factor	Dist	Condition	Azimuth	Height	Comment	Raw	AF	CL	PA
	(Hz)	(dBuV/m)	(dBuV/m)	(dB)	(dB)	(m)		(°)	(m)		(dBuV)	(dB)	(dB)	(dB)
AV	15.77766G	44.40	54.00	-9.60	16.55	3	Vertical	44	1.49	-	27.85	37.56	10.90	31.91
PK	10.52768G	54.43	68.20	-13.77	17.80	3	Vertical	306	1.97	-	36.63	39.59	8.81	30.60
PK	15.78096G	57.57	74.00	-16.43	16.53	3	Vertical	44	1.49	-	41.04	37.54	10.90	31.91

802.11a_Nss1,(6Mbps)_1TX

5260MHz_TX

30/01/2020

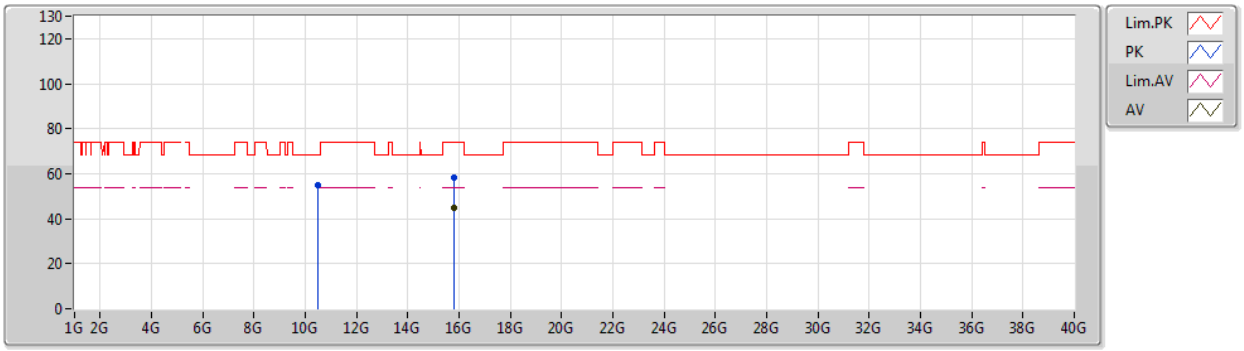

Type	Freq	Level	Limit	Margin	Factor	Dist	Condition	Azimuth	Height	Comment	Raw	AF	CL	PA
	(Hz)	(dBuV/m)	(dBuV/m)	(dB)	(dB)	(m)		(°)	(m)		(dBuV)	(dB)	(dB)	(dB)
AV	15.77958G	44.99	54.00	-9.01	16.54	3	Horizontal	44	1.62	-	28.45	37.55	10.90	31.91
PK	10.51004G	54.70	68.20	-13.50	17.77	3	Horizontal	267	2.39	-	36.93	39.56	8.80	30.59
PK	15.78156G	58.24	74.00	-15.76	16.53	3	Horizontal	44	1.62	-	41.71	37.54	10.90	31.91

802.11a_Nss1,(6Mbps)_1TX

5300MHz_TX

30/01/2020

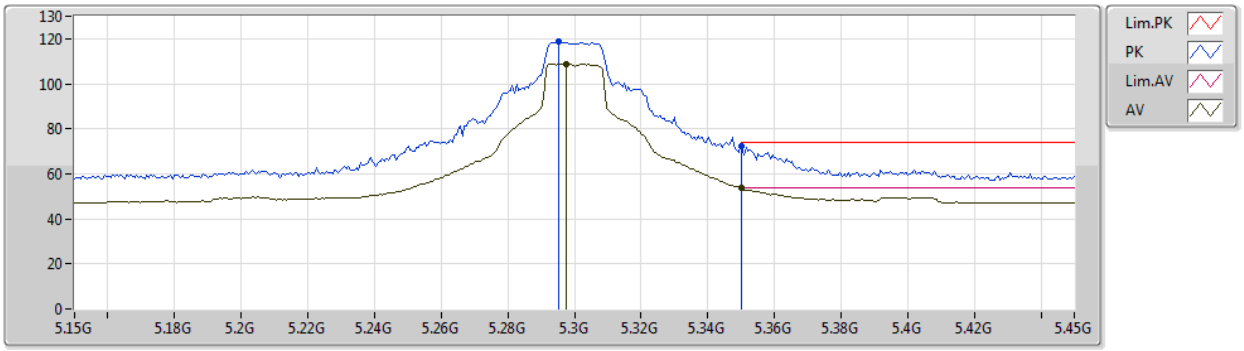

Type	Freq	Level	Limit	Margin	Factor	Dist	Condition	Azimuth	Height	Comment	Raw	AF	CL	PA
	(Hz)	(dBuV/m)	(dBuV/m)	(dB)	(dB)	(m)		(°)	(m)		(dBuV)	(dB)	(dB)	(dB)
AV	5.2976G	108.86	Inf	-Inf	8.04	3	Vertical	35	1.74	-	100.82	31.31	6.08	29.35
AV	5.35G	53.73	54.00	-0.27	8.15	3	Vertical	35	1.74	-	45.58	31.40	6.11	29.36
PK	5.2952G	118.57	Inf	-Inf	8.04	3	Vertical	35	1.74	-	110.53	31.31	6.08	29.35
PK	5.35G	72.07	74.00	-1.93	8.15	3	Vertical	35	1.74	-	63.92	31.40	6.11	29.36

802.11a_Nss1,(6Mbps)_1TX

5300MHz_TX

30/01/2020

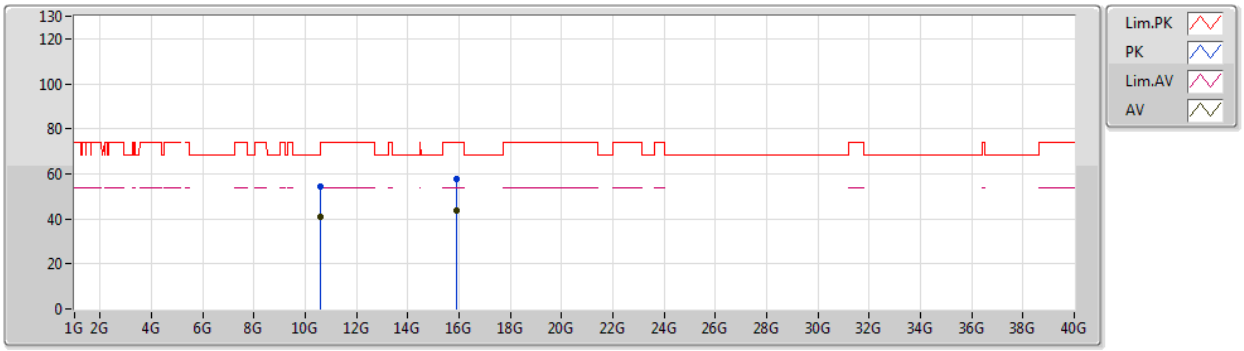

Type	Freq	Level	Limit	Margin	Factor	Dist	Condition	Azimuth	Height	Comment	Raw	AF	CL	PA
	(Hz)	(dBuV/m)	(dBuV/m)	(dB)	(dB)	(m)		(°)	(m)		(dBuV)	(dB)	(dB)	(dB)
AV	10.61272G	41.07	54.00	-12.93	17.91	3	Vertical	292	1.63	-	23.16	39.70	8.87	30.66
AV	15.8973G	43.87	54.00	-10.13	16.05	3	Vertical	42	1.48	-	27.82	37.04	10.95	31.94
PK	10.59016G	54.11	68.20	-14.09	17.88	3	Vertical	292	1.63	-	36.23	39.67	8.85	30.64
PK	15.90324G	57.79	74.00	-16.21	16.03	3	Vertical	42	1.48	-	41.76	37.02	10.95	31.94

802.11a_Nss1,(6Mbps)_1TX

5300MHz_TX

30/01/2020

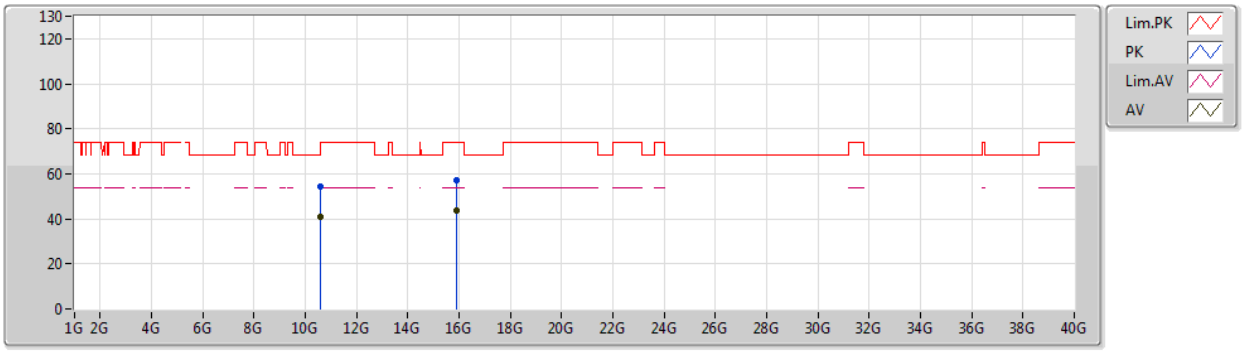

Type	Freq	Level	Limit	Margin	Factor	Dist	Condition	Azimuth	Height	Comment	Raw	AF	CL	PA
	(Hz)	(dBuV/m)	(dBuV/m)	(dB)	(dB)	(m)		(°)	(m)		(dBuV)	(dB)	(dB)	(dB)
AV	10.6018G	40.94	54.00	-13.06	17.89	3	Horizontal	0	1.50	-	23.05	39.68	8.86	30.65
AV	15.90342G	43.66	54.00	-10.34	16.03	3	Horizontal	66	2.58	-	27.63	37.02	10.95	31.94
PK	10.61158G	54.09	74.00	-19.91	17.91	3	Horizontal	0	1.50	-	36.18	39.70	8.87	30.66
PK	15.9033G	56.89	74.00	-17.11	16.03	3	Horizontal	66	2.58	-	40.86	37.02	10.95	31.94

802.11a_Nss1,(6Mbps)_1TX

5320MHz_TX

30/01/2020

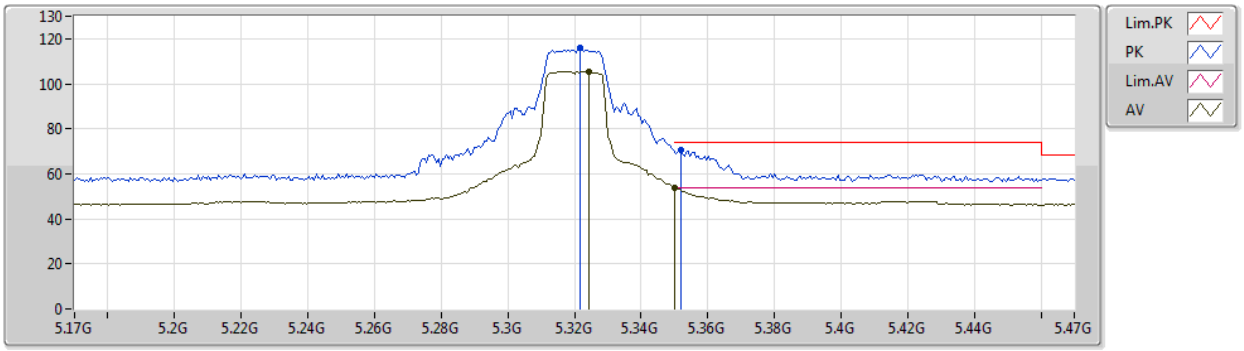

Type	Freq	Level	Limit	Margin	Factor	Dist	Condition	Azimuth	Height	Comment	Raw	AF	CL	PA
	(Hz)	(dBuV/m)	(dBuV/m)	(dB)	(dB)	(m)		(°)	(m)		(dBuV)	(dB)	(dB)	(dB)
AV	5.3242G	105.58	Inf	-Inf	8.10	3	Vertical	36	1.76	-	97.48	31.35	6.10	29.35
AV	5.35G	53.86	54.00	-0.14	8.15	3	Vertical	36	1.76	-	45.71	31.40	6.11	29.36
PK	5.3218G	115.83	Inf	-Inf	8.08	3	Vertical	36	1.76	-	107.75	31.34	6.09	29.35
PK	5.3518G	70.48	74.00	-3.52	8.15	3	Vertical	36	1.76	-	62.33	31.40	6.11	29.36

802.11a_Nss1,(6Mbps)_1TX

5320MHz_TX

30/01/2020

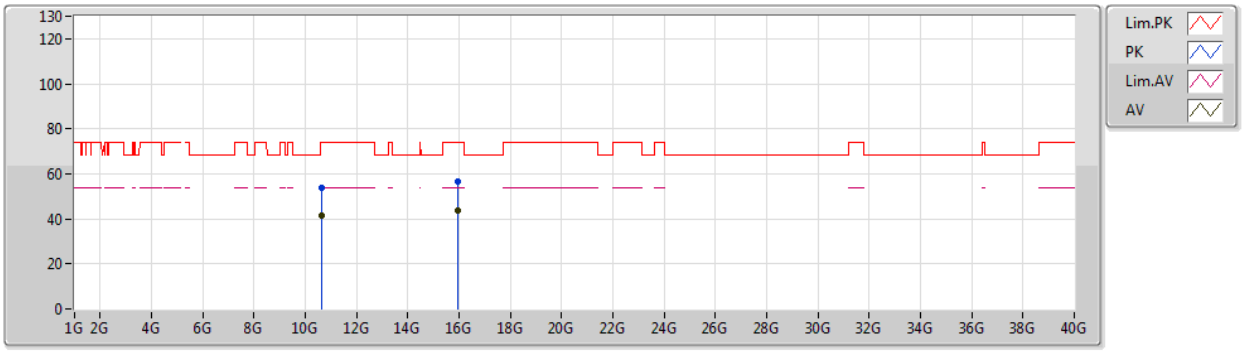

Type	Freq	Level	Limit	Margin	Factor	Dist	Condition	Azimuth	Height	Comment	Raw	AF	CL	PA
	(Hz)	(dBuV/m)	(dBuV/m)	(dB)	(dB)	(m)		(°)	(m)		(dBuV)	(dB)	(dB)	(dB)
AV	10.64378G	41.34	54.00	-12.66	17.95	3	Vertical	117	1.92	-	23.39	39.74	8.89	30.68
AV	15.975G	43.64	54.00	-10.36	15.74	3	Vertical	283	1.50	-	27.90	36.71	10.98	31.95
PK	10.64618G	53.95	74.00	-20.05	17.95	3	Vertical	117	1.92	-	36.00	39.74	8.89	30.68
PK	15.96606G	56.32	74.00	-17.68	15.78	3	Vertical	283	1.50	-	40.54	36.75	10.98	31.95

802.11a_Nss1,(6Mbps)_1TX

5320MHz_TX

30/01/2020

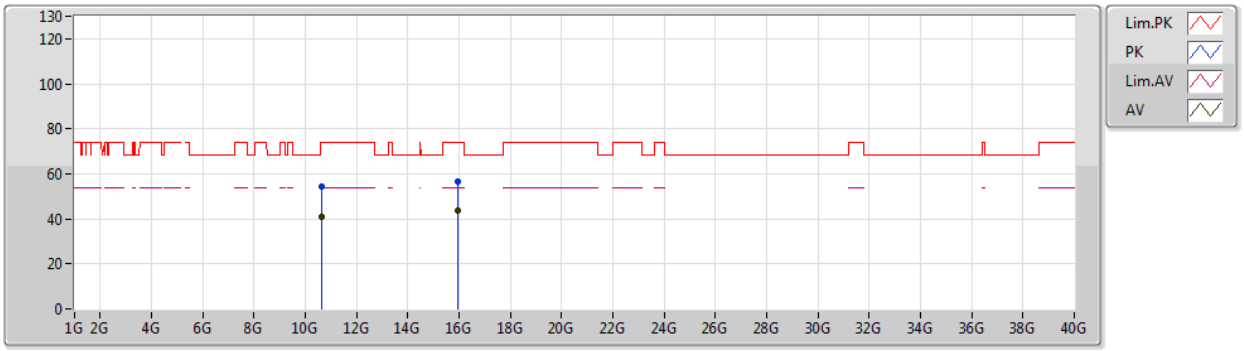

Type	Freq	Level	Limit	Margin	Factor	Dist	Condition	Azimuth	Height	Comment	Raw	AF	CL	PA
	(Hz)	(dBuV/m)	(dBuV/m)	(dB)	(dB)	(m)		(°)	(m)		(dBuV)	(dB)	(dB)	(dB)
AV	10.64906G	41.14	54.00	-12.86	17.95	3	Horizontal	273	1.80	-	23.19	39.74	8.89	30.68
AV	15.96912G	43.52	54.00	-10.48	15.76	3	Horizontal	287	1.26	-	27.76	36.73	10.98	31.95
PK	10.63172G	54.54	74.00	-19.46	17.93	3	Horizontal	273	1.80	-	36.61	39.72	8.88	30.67
PK	15.9693G	56.62	74.00	-17.38	15.76	3	Horizontal	287	1.26	-	40.86	36.73	10.98	31.95

802.11a_Nss1,(6Mbps)_1TX

5500MHz_TX

30/01/2020

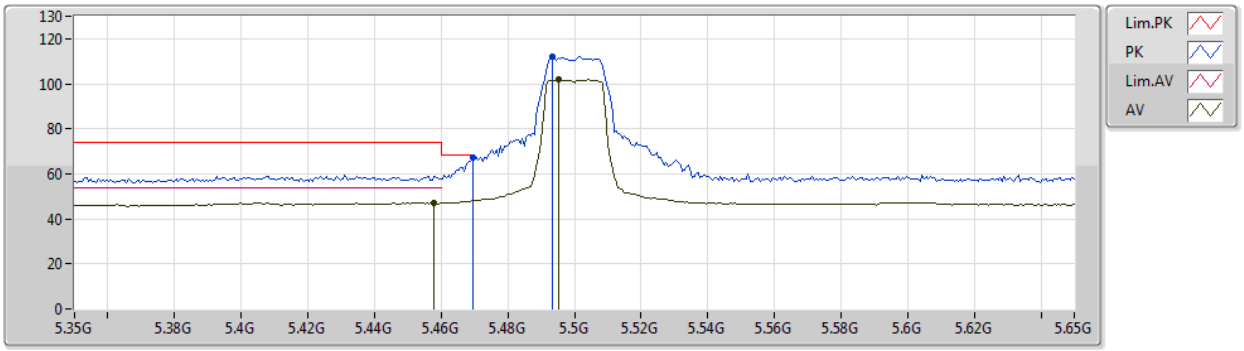

Type	Freq	Level	Limit	Margin	Factor	Dist	Condition	Azimuth	Height	Comment	Raw	AF	CL	PA
	(Hz)	(dBuV/m)	(dBuV/m)	(dB)	(dB)	(m)		(°)	(m)		(dBuV)	(dB)	(dB)	(dB)
AV	5.458G	47.12	54.00	-6.88	8.53	3	Vertical	37	1.82	-	38.59	31.73	6.17	29.37
AV	5.4952G	101.84	Inf	-Inf	8.70	3	Vertical	37	1.82	-	93.14	31.88	6.19	29.37
PK	5.4694G	67.51	68.20	-0.69	8.58	3	Vertical	37	1.82	-	58.93	31.78	6.17	29.37
PK	5.4934G	111.95	Inf	-Inf	8.69	3	Vertical	37	1.82	-	103.26	31.87	6.19	29.37

802.11a_Nss1,(6Mbps)_1TX

5500MHz_TX

30/01/2020

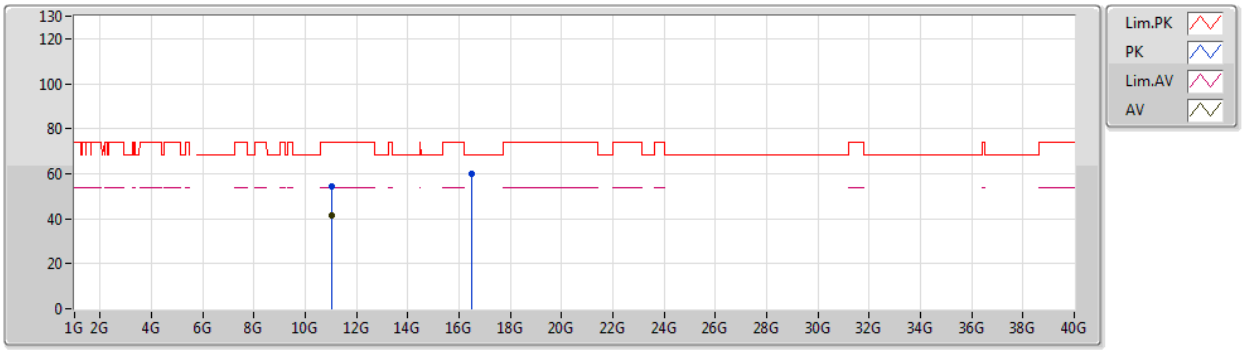

Type	Freq	Level	Limit	Margin	Factor	Dist	Condition	Azimuth	Height	Comment	Raw	AF	CL	PA
	(Hz)	(dBuV/m)	(dBuV/m)	(dB)	(dB)	(m)		(°)	(m)		(dBuV)	(dB)	(dB)	(dB)
AV	11.00864G	41.31	54.00	-12.69	18.41	3	Vertical	311	1.50	-	22.90	40.19	9.14	30.92
PK	11.01074G	54.50	74.00	-19.50	18.40	3	Vertical	311	1.50	-	36.10	40.18	9.14	30.92
PK	16.51068G	60.11	68.20	-8.09	17.86	3	Vertical	237	2.29	-	42.25	38.39	11.16	31.69

802.11a_Nss1,(6Mbps)_1TX

5500MHz_TX

30/01/2020

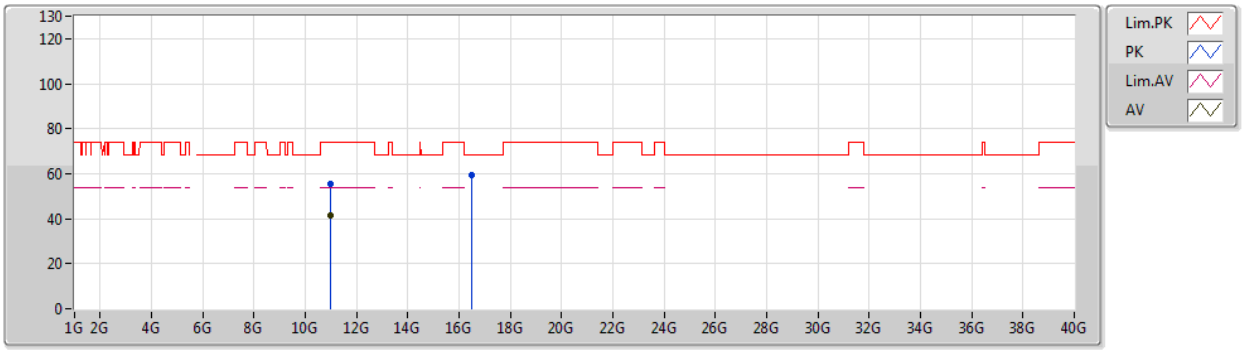

Type	Freq	Level	Limit	Margin	Factor	Dist	Condition	Azimuth	Height	Comment	Raw	AF	CL	PA
	(Hz)	(dBuV/m)	(dBuV/m)	(dB)	(dB)	(m)		(°)	(m)		(dBuV)	(dB)	(dB)	(dB)
AV	10.99034G	41.26	54.00	-12.74	18.40	3	Horizontal	46	1.87	-	22.86	40.19	9.12	30.91
PK	11.00276G	55.24	74.00	-18.76	18.41	3	Horizontal	46	1.87	-	36.83	40.20	9.13	30.92
PK	16.5033G	59.60	68.20	-8.60	17.83	3	Horizontal	324	2.05	-	41.77	38.36	11.16	31.69

802.11a_Nss1,(6Mbps)_1TX

5580MHz_TX

30/01/2020

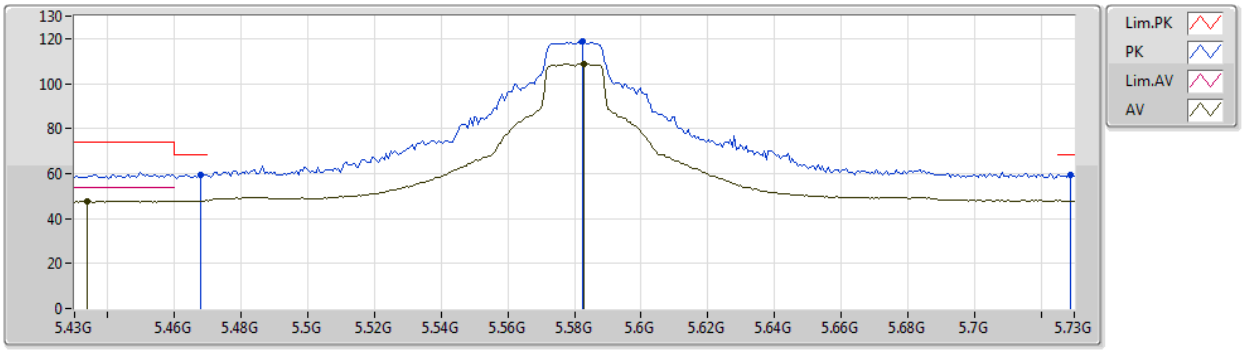

Type	Freq	Level	Limit	Margin	Factor	Dist	Condition	Azimuth	Height	Comment	Raw	AF	CL	PA
	(Hz)	(dBuV/m)	(dBuV/m)	(dB)	(dB)	(m)		(°)	(m)		(dBuV)	(dB)	(dB)	(dB)
AV	5.4336G	47.76	54.00	-6.24	8.42	3	Vertical	39	1.68	-	39.34	31.63	6.15	29.36
AV	5.583G	108.90	Inf	-Inf	8.62	3	Vertical	39	1.68	-	100.28	31.73	6.26	29.37
PK	5.4678G	59.55	68.20	-8.65	8.57	3	Vertical	39	1.68	-	50.98	31.77	6.17	29.37
PK	5.5824G	118.72	Inf	-Inf	8.63	3	Vertical	39	1.68	-	110.09	31.74	6.26	29.37
PK	5.7288G	59.65	68.20	-8.55	8.87	3	Vertical	39	1.68	-	50.78	31.86	6.37	29.36

802.11a_Nss1,(6Mbps)_1TX

5580MHz_TX

30/01/2020

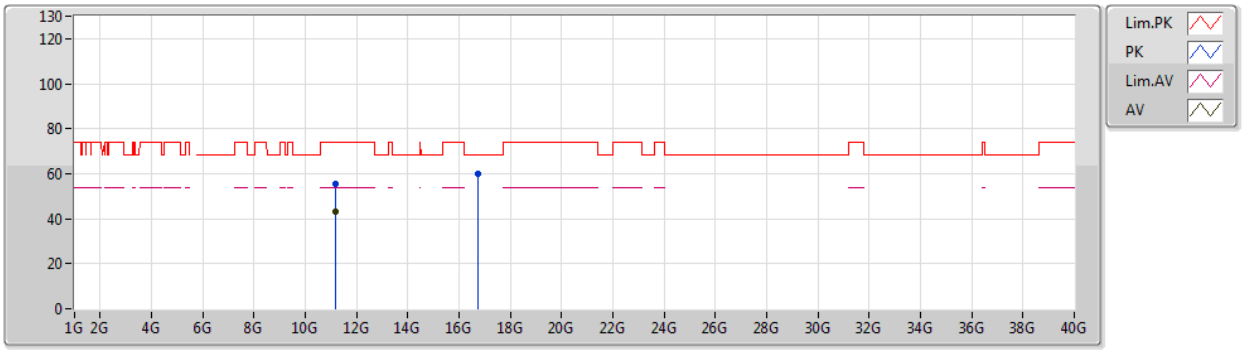

Type	Freq	Level	Limit	Margin	Factor	Dist	Condition	Azimuth	Height	Comment	Raw	AF	CL	PA
	(Hz)	(dBuV/m)	(dBuV/m)	(dB)	(dB)	(m)		(°)	(m)		(dBuV)	(dB)	(dB)	(dB)
AV	11.16186G	43.21	54.00	-10.79	18.33	3	Vertical	150	1.59	-	24.88	39.96	9.24	30.87
PK	11.15688G	55.66	74.00	-18.34	18.33	3	Vertical	150	1.59	-	37.33	39.96	9.24	30.87
PK	16.7265G	60.19	68.20	-8.01	18.68	3	Vertical	0	1.58	-	41.51	39.14	11.23	31.69

802.11a_Nss1,(6Mbps)_1TX

5580MHz_TX

30/01/2020

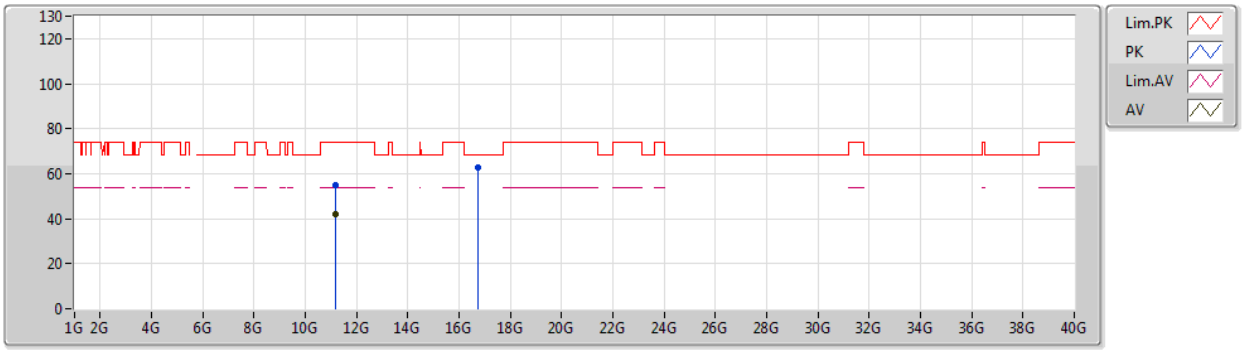

Type	Freq	Level	Limit	Margin	Factor	Dist	Condition	Azimuth	Height	Comment	Raw	AF	CL	PA
	(Hz)	(dBuV/m)	(dBuV/m)	(dB)	(dB)	(m)		(°)	(m)		(dBuV)	(dB)	(dB)	(dB)
AV	11.16042G	42.11	54.00	-11.89	18.33	3	Horizontal	313	1.50	-	23.78	39.96	9.24	30.87
PK	11.16408G	55.00	74.00	-19.00	18.32	3	Horizontal	313	1.50	-	36.68	39.95	9.24	30.87
PK	16.73652G	62.59	68.20	-5.61	18.72	3	Horizontal	26	1.50	-	43.87	39.18	11.23	31.69

802.11a_Nss1,(6Mbps)_1TX

5700MHz_TX

30/01/2020

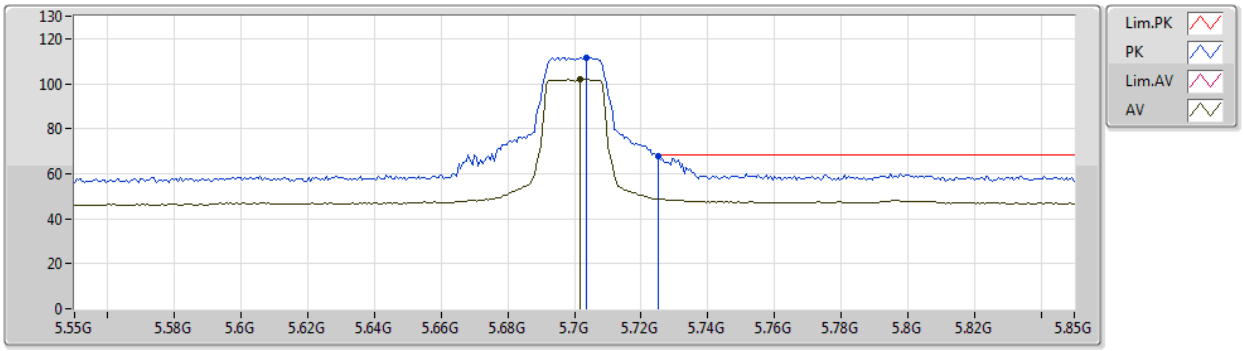

Type	Freq	Level	Limit	Margin	Factor	Dist	Condition	Azimuth	Height	Comment	Raw	AF	CL	PA
	(Hz)	(dBuV/m)	(dBuV/m)	(dB)	(dB)	(m)		(°)	(m)		(dBuV)	(dB)	(dB)	(dB)
AV	5.7018G	101.97	Inf	-Inf	8.79	3	Vertical	38	1.79	-	93.18	31.80	6.35	29.36
PK	5.7036G	111.66	Inf	-Inf	8.80	3	Vertical	38	1.79	-	102.86	31.81	6.35	29.36
PK	5.7252G	67.69	68.20	-0.51	8.86	3	Vertical	38	1.79	-	58.83	31.85	6.37	29.36

802.11a_Nss1,(6Mbps)_1TX

5700MHz_TX

30/01/2020

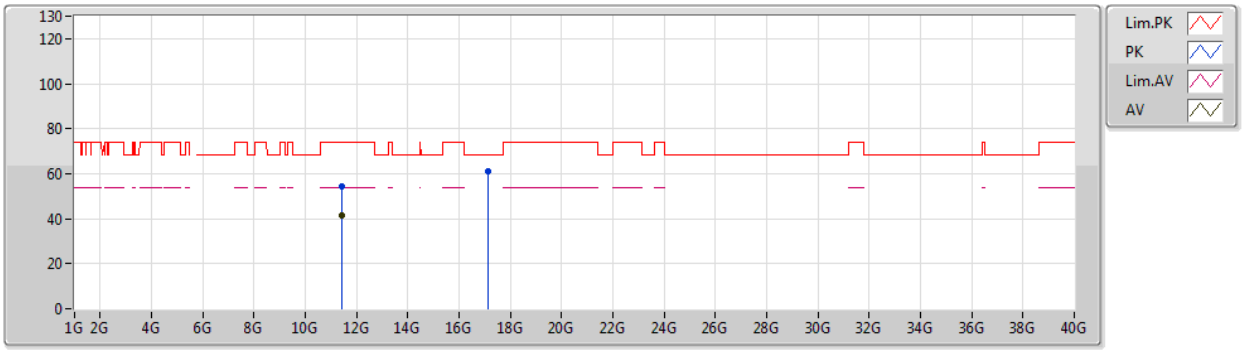

Type	Freq	Level	Limit	Margin	Factor	Dist	Condition	Azimuth	Height	Comment	Raw	AF	CL	PA
	(Hz)	(dBuV/m)	(dBuV/m)	(dB)	(dB)	(m)		(°)	(m)		(dBuV)	(dB)	(dB)	(dB)
AV	11.40312G	41.27	54.00	-12.73	18.21	3	Vertical	360	1.85	-	23.06	39.60	9.41	30.80
PK	11.40342G	54.40	74.00	-19.60	18.20	3	Vertical	360	1.85	-	36.20	39.59	9.41	30.80
PK	17.11218G	61.33	68.20	-6.87	20.57	3	Vertical	66	1.29	-	40.76	40.84	11.36	31.63

802.11a_Nss1,(6Mbps)_1TX

5700MHz_TX

30/01/2020

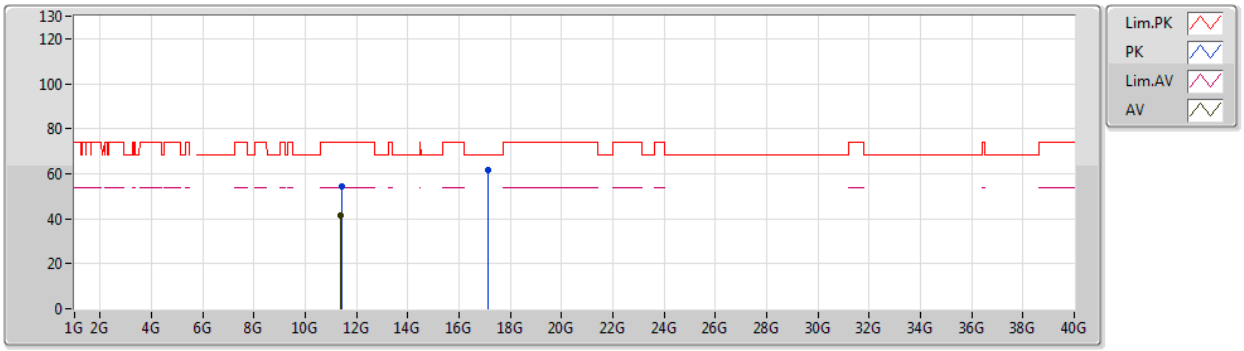

Type	Freq	Level	Limit	Margin	Factor	Dist	Condition	Azimuth	Height	Comment	Raw	AF	CL	PA
	(Hz)	(dBuV/m)	(dBuV/m)	(dB)	(dB)	(m)		(°)	(m)		(dBuV)	(dB)	(dB)	(dB)
AV	11.39784G	41.40	54.00	-12.60	18.20	3	Horizontal	355	2.74	-	23.20	39.60	9.40	30.80
PK	11.41482G	54.12	74.00	-19.88	18.20	3	Horizontal	355	2.74	-	35.92	39.58	9.42	30.80
PK	17.11134G	61.57	68.20	-6.63	20.56	3	Horizontal	136	1.50	-	41.01	40.83	11.36	31.63

802.11a_Nss1,(6Mbps)_1TX

30/01/2020

5720MHz Straddle 5.47-5.725GHz_TX

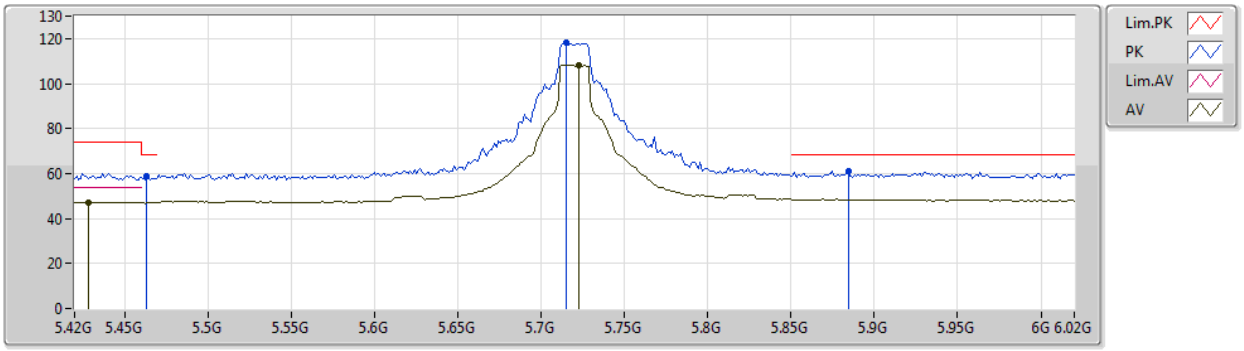

Type	Freq	Level	Limit	Margin	Factor	Dist	Condition	Azimuth	Height	Comment	Raw	AF	CL	PA
	(Hz)	(dBuV/m)	(dBuV/m)	(dB)	(dB)	(m)		(°)	(m)		(dBuV)	(dB)	(dB)	(dB)
AV	5.4284G	47.28	54.00	-6.72	8.40	3	Vertical	40	1.74	-	38.88	31.61	6.15	29.36
AV	5.7224G	108.39	Inf	-Inf	8.85	3	Vertical	40	1.74	-	99.54	31.84	6.37	29.36
PK	5.4632G	59.00	68.20	-9.20	8.55	3	Vertical	40	1.74	-	50.45	31.75	6.17	29.37
PK	5.7152G	118.37	Inf	-Inf	8.83	3	Vertical	40	1.74	-	109.54	31.83	6.36	29.36
PK	5.8844G	61.07	68.20	-7.13	9.32	3	Vertical	40	1.74	-	51.75	32.17	6.50	29.35

802.11a_Nss1,(6Mbps)_1TX

30/01/2020

5720MHz Straddle 5.47-5.725GHz_TX

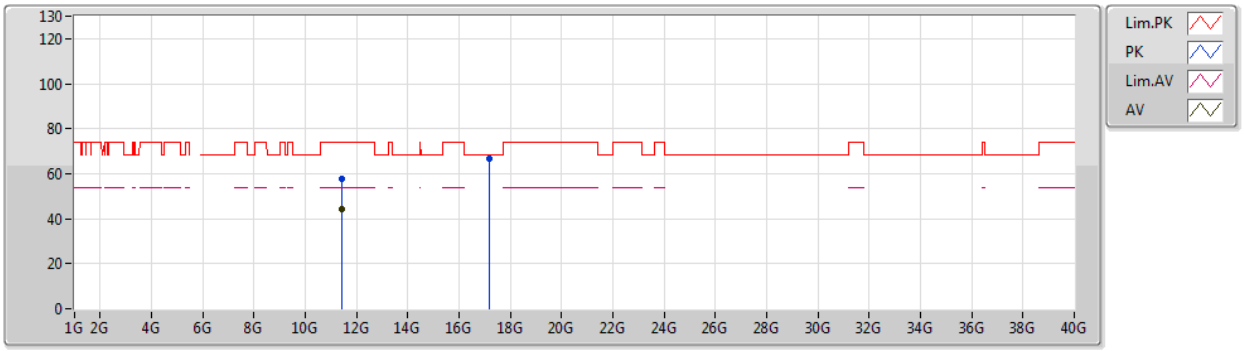

Type	Freq	Level	Limit	Margin	Factor	Dist	Condition	Azimuth	Height	Comment	Raw	AF	CL	PA
	(Hz)	(dBuV/m)	(dBuV/m)	(dB)	(dB)	(m)		(°)	(m)		(dBuV)	(dB)	(dB)	(dB)
AV	11.4409G	44.35	54.00	-9.65	18.18	3	Vertical	360	1.77	-	26.17	39.54	9.43	30.79
PK	11.44636G	57.54	74.00	-16.46	18.18	3	Vertical	360	1.77	-	39.36	39.53	9.44	30.79
PK	17.15952G	66.55	68.20	-1.65	20.91	3	Vertical	344	1.65	-	45.64	41.15	11.37	31.61

802.11a_Nss1,(6Mbps)_1TX

30/01/2020

5720MHz Straddle 5.47-5.725GHz_TX

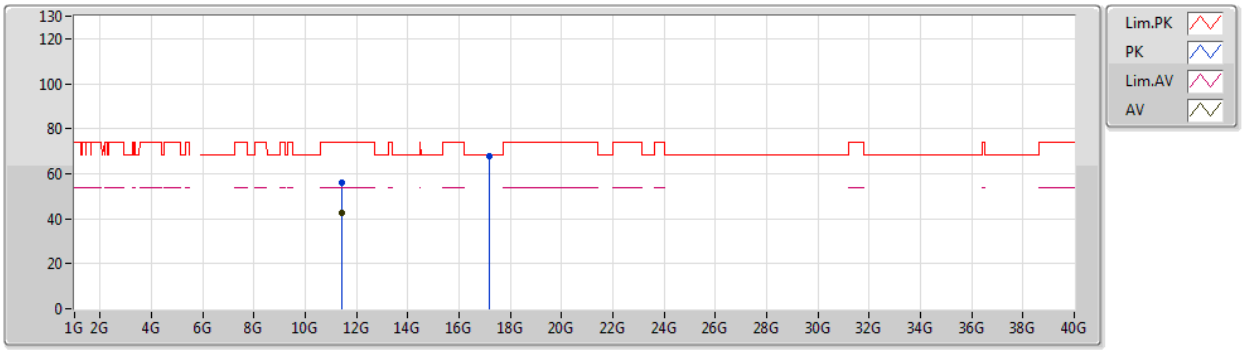

Type	Freq	Level	Limit	Margin	Factor	Dist	Condition	Azimuth	Height	Comment	Raw	AF	CL	PA
	(Hz)	(dBuV/m)	(dBuV/m)	(dB)	(dB)	(m)		(°)	(m)		(dBuV)	(dB)	(dB)	(dB)
AV	11.44108G	42.46	54.00	-11.54	18.18	3	Horizontal	356	1.50	-	24.28	39.54	9.43	30.79
PK	11.43814G	56.29	74.00	-17.71	18.18	3	Horizontal	356	1.50	-	38.11	39.54	9.43	30.79
PK	17.17206G	67.99	68.20	-0.21	21.02	3	Horizontal	298	1.50	-	46.97	41.24	11.38	31.60

802.11a_Nss1,(6Mbps)_1TX

5745MHz_TX

30/01/2020

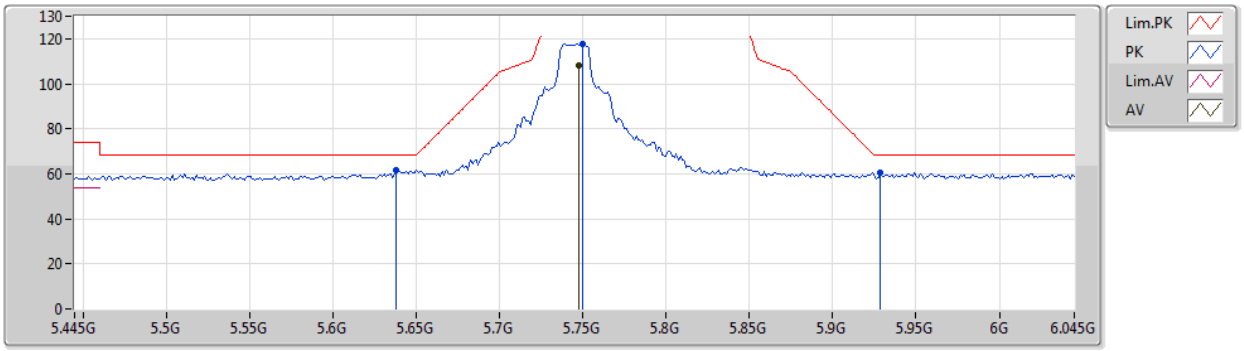

Type	Freq	Level	Limit	Margin	Factor	Dist	Condition	Azimuth	Height	Comment	Raw	AF	CL	PA
	(Hz)	(dBuV/m)	(dBuV/m)	(dB)	(dB)	(m)		(°)	(m)		(dBuV)	(dB)	(dB)	(dB)
AV	5.7474G	108.38	Inf	-Inf	8.92	3	Vertical	40	1.74	-	99.46	31.89	6.39	29.36
PK	5.6382G	61.62	68.20	-6.58	8.68	3	Vertical	40	1.74	-	52.94	31.74	6.30	29.36
PK	5.7498G	117.94	Inf	-Inf	8.93	3	Vertical	40	1.74	-	109.01	31.90	6.39	29.36
PK	5.9286G	60.42	68.20	-7.78	9.41	3	Vertical	40	1.74	-	51.01	32.23	6.53	29.35

802.11a_Nss1,(6Mbps)_1TX

5745MHz_TX

30/01/2020

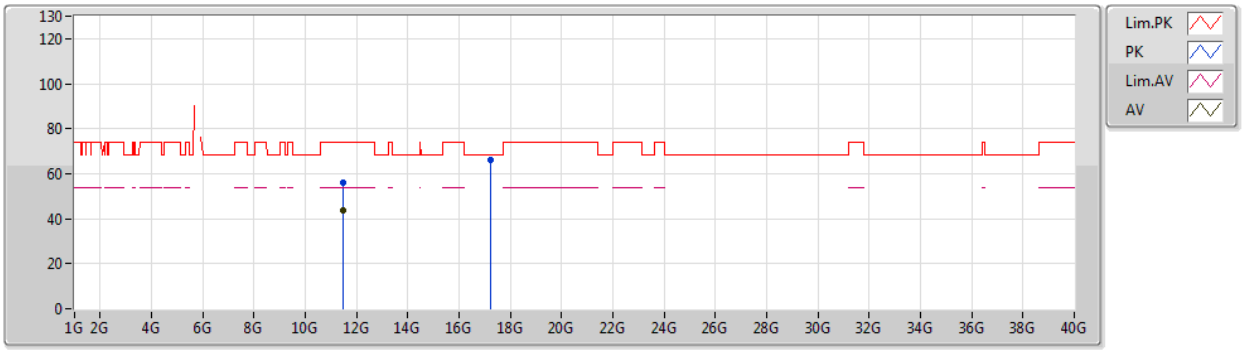

Type	Freq	Level	Limit	Margin	Factor	Dist	Condition	Azimuth	Height	Comment	Raw	AF	CL	PA
	(Hz)	(dBuV/m)	(dBuV/m)	(dB)	(dB)	(m)		(°)	(m)		(dBuV)	(dB)	(dB)	(dB)
AV	11.49186G	43.54	54.00	-10.46	18.16	3	Vertical	360	1.77	-	25.38	39.46	9.47	30.77
PK	11.4918G	55.97	74.00	-18.03	18.16	3	Vertical	360	1.77	-	37.81	39.46	9.47	30.77
PK	17.23908G	65.88	68.20	-2.32	21.51	3	Vertical	344	1.66	-	44.37	41.68	11.40	31.57

802.11a_Nss1,(6Mbps)_1TX

5745MHz_TX

30/01/2020

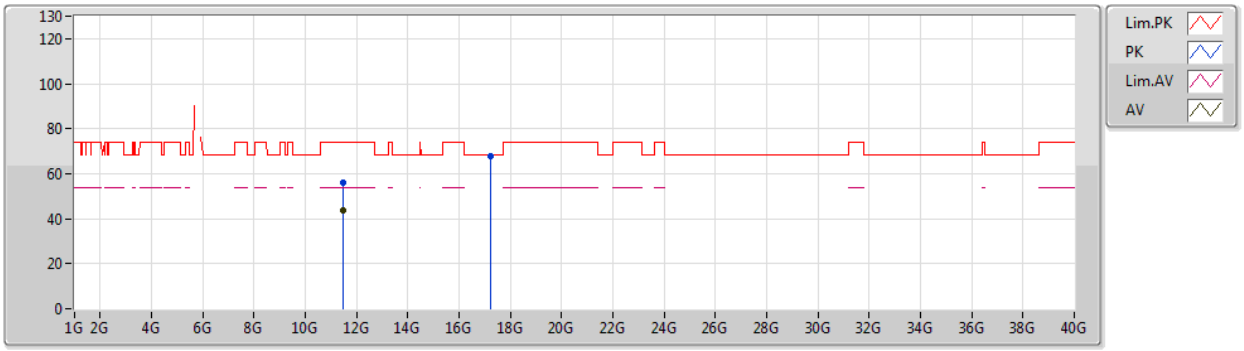

Type	Freq	Level	Limit	Margin	Factor	Dist	Condition	Azimuth	Height	Comment	Raw	AF	CL	PA
	(Hz)	(dBuV/m)	(dBuV/m)	(dB)	(dB)	(m)		(°)	(m)		(dBuV)	(dB)	(dB)	(dB)
AV	11.48976G	43.58	54.00	-10.42	18.17	3	Horizontal	56	1.56	-	25.41	39.47	9.47	30.77
PK	11.49018G	56.13	74.00	-17.87	18.16	3	Horizontal	56	1.56	-	37.97	39.46	9.47	30.77
PK	17.247G	67.77	68.20	-0.43	21.56	3	Horizontal	323	1.55	-	46.21	41.73	11.40	31.57

802.11a_Nss1,(6Mbps)_1TX

5785MHz_TX

30/01/2020

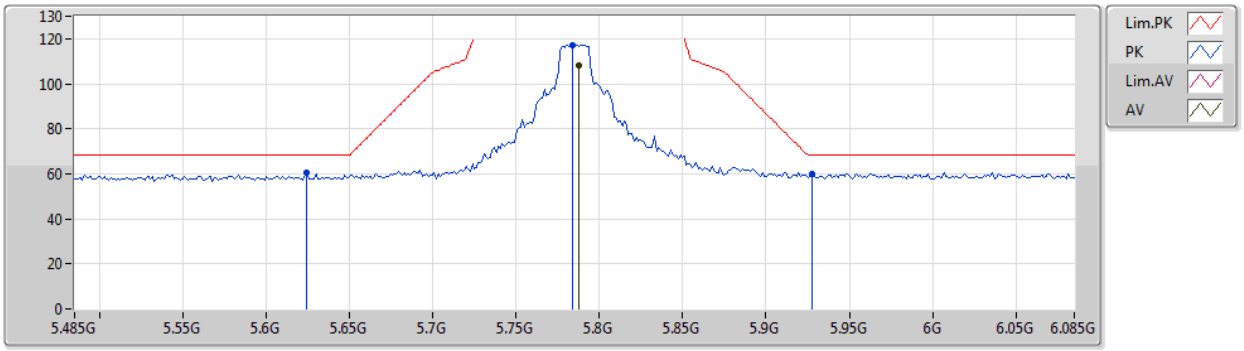

Type	Freq	Level	Limit	Margin	Factor	Dist	Condition	Azimuth	Height	Comment	Raw	AF	CL	PA
	(Hz)	(dBuV/m)	(dBuV/m)	(dB)	(dB)	(m)		(°)	(m)		(dBuV)	(dB)	(dB)	(dB)
AV	5.7874G	108.03	Inf	-Inf	9.03	3	Vertical	41	1.67	-	99.00	31.97	6.42	29.36
PK	5.6242G	60.30	68.20	-7.90	8.64	3	Vertical	41	1.67	-	51.66	31.72	6.29	29.37
PK	5.7838G	117.35	Inf	-Inf	9.03	3	Vertical	41	1.67	-	108.32	31.97	6.42	29.36
PK	5.9278G	60.01	68.20	-8.19	9.41	3	Vertical	41	1.67	-	50.60	32.23	6.53	29.35

802.11a_Nss1,(6Mbps)_1TX

5785MHz_TX

30/01/2020

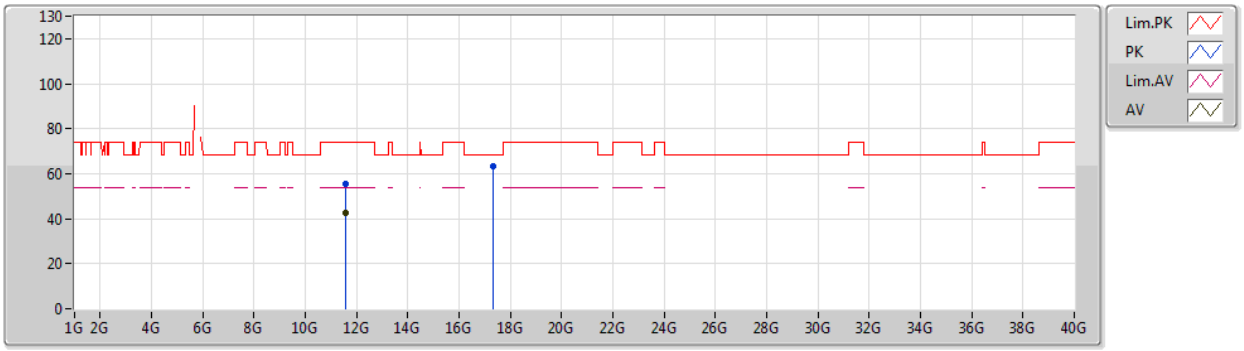

Type	Freq	Level	Limit	Margin	Factor	Dist	Condition	Azimuth	Height	Comment	Raw	AF	CL	PA
	(Hz)	(dBuV/m)	(dBuV/m)	(dB)	(dB)	(m)		(°)	(m)		(dBuV)	(dB)	(dB)	(dB)
AV	11.57042G	42.53	54.00	-11.47	18.08	3	Vertical	0	1.58	-	24.45	39.34	9.52	30.78
PK	11.5661G	55.35	74.00	-18.65	18.09	3	Vertical	0	1.58	-	37.26	39.35	9.52	30.78
PK	17.3427G	63.15	68.20	-5.05	22.27	3	Vertical	0	1.50	-	40.88	42.36	11.43	31.52

802.11a_Nss1,(6Mbps)_1TX

5785MHz_TX

30/01/2020

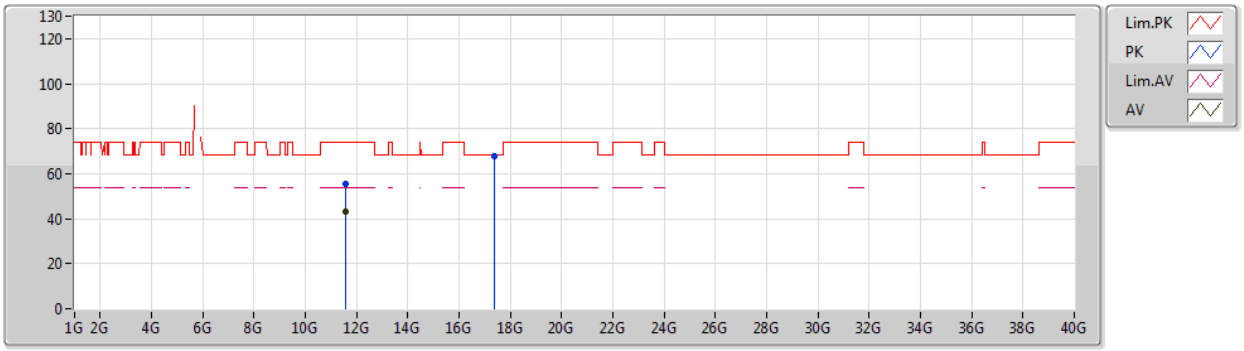

Type	Freq	Level	Limit	Margin	Factor	Dist	Condition	Azimuth	Height	Comment	Raw	AF	CL	PA
	(Hz)	(dBuV/m)	(dBuV/m)	(dB)	(dB)	(m)		(°)	(m)		(dBuV)	(dB)	(dB)	(dB)
AV	11.5709G	43.03	54.00	-10.97	18.08	3	Horizontal	56	1.55	-	24.95	39.34	9.52	30.78
PK	11.5622G	55.65	74.00	-18.35	18.10	3	Horizontal	56	1.55	-	37.55	39.36	9.52	30.78
PK	17.35464G	68.06	68.20	-0.14	22.37	3	Horizontal	28	1.41	-	45.69	42.44	11.44	31.51

802.11a_Nss1,(6Mbps)_1TX

5825MHz_TX

30/01/2020

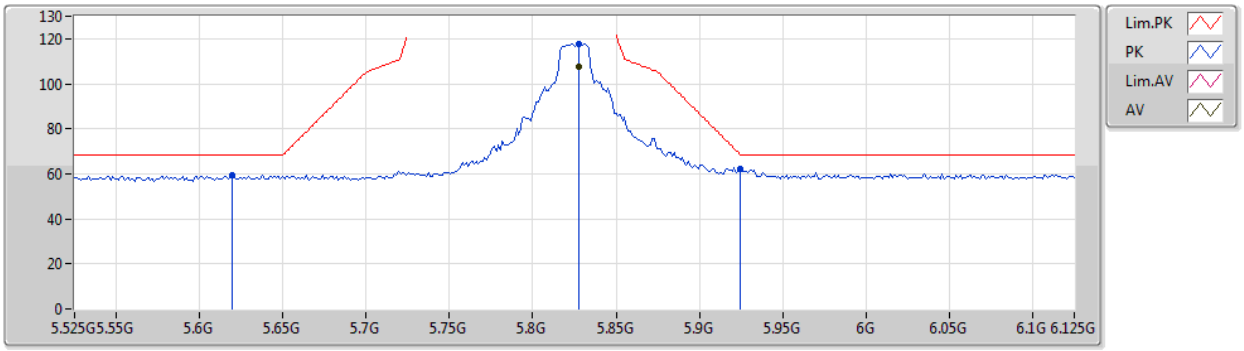

Type	Freq	Level	Limit	Margin	Factor	Dist	Condition	Azimuth	Height	Comment	Raw	AF	CL	PA
	(Hz)	(dBuV/m)	(dBuV/m)	(dB)	(dB)	(m)		(°)	(m)		(dBuV)	(dB)	(dB)	(dB)
AV	5.8274G	107.83	Inf	-Inf	9.14	3	Vertical	42	1.64	-	98.69	32.05	6.45	29.36
PK	5.6198G	59.17	68.20	-9.03	8.64	3	Vertical	42	1.64	-	50.53	31.72	6.29	29.37
PK	5.8274G	117.88	Inf	-Inf	9.14	3	Vertical	42	1.64	-	108.74	32.05	6.45	29.36
PK	5.9246G	62.11	68.50	-6.39	9.40	3	Vertical	42	1.64	-	52.71	32.22	6.53	29.35

802.11a_Nss1,(6Mbps)_1TX

5825MHz_TX

30/01/2020

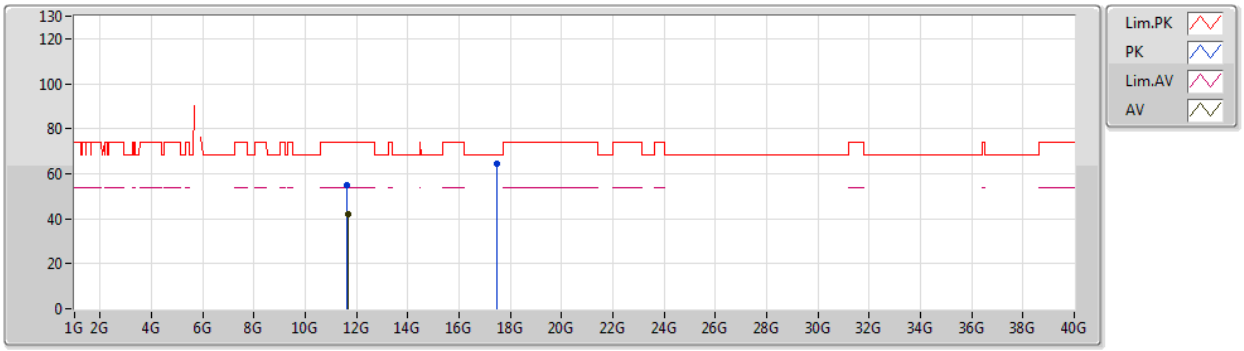

Type	Freq	Level	Limit	Margin	Factor	Dist	Condition	Azimuth	Height	Comment	Raw	AF	CL	PA
	(Hz)	(dBuV/m)	(dBuV/m)	(dB)	(dB)	(m)		(°)	(m)		(dBuV)	(dB)	(dB)	(dB)
AV	11.6515G	42.03	54.00	-11.97	18.01	3	Vertical	0	1.50	-	24.02	39.22	9.58	30.79
PK	11.64574G	55.02	74.00	-18.98	18.02	3	Vertical	0	1.50	-	37.00	39.23	9.58	30.79
PK	17.48166G	64.35	68.20	-3.85	23.31	3	Vertical	343	1.50	-	41.04	43.28	11.48	31.45

802.11a_Nss1,(6Mbps)_1TX

5825MHz_TX

30/01/2020

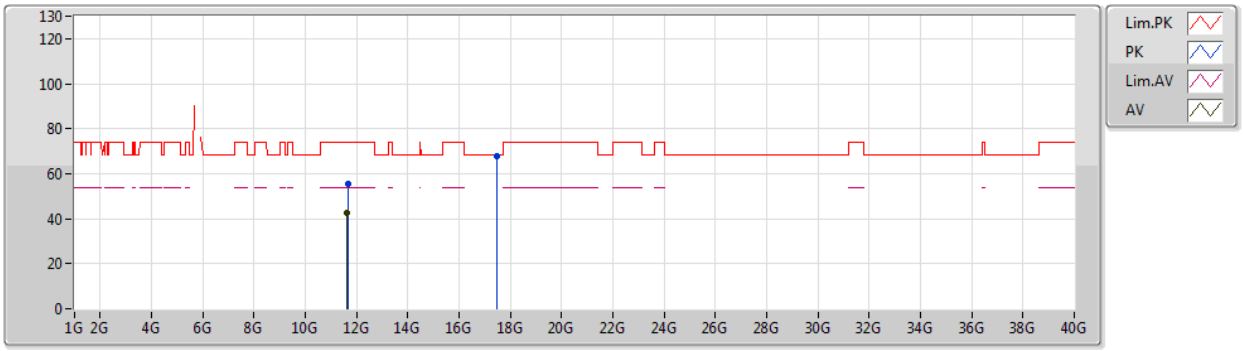

Type	Freq	Level	Limit	Margin	Factor	Dist	Condition	Azimuth	Height	Comment	Raw	AF	CL	PA
	(Hz)	(dBuV/m)	(dBuV/m)	(dB)	(dB)	(m)		(°)	(m)		(dBuV)	(dB)	(dB)	(dB)
AV	11.6464G	42.43	54.00	-11.57	18.02	3	Horizontal	52	1.50	-	24.41	39.23	9.58	30.79
PK	11.65012G	55.44	74.00	-18.56	18.01	3	Horizontal	52	1.50	-	37.43	39.22	9.58	30.79
PK	17.47866G	67.80	68.20	-0.40	23.29	3	Horizontal	29	1.43	-	44.51	43.26	11.48	31.45

802.11ax HEW20_Nss1,(MCS0)_1TX

5180MHz_TX

30/01/2020

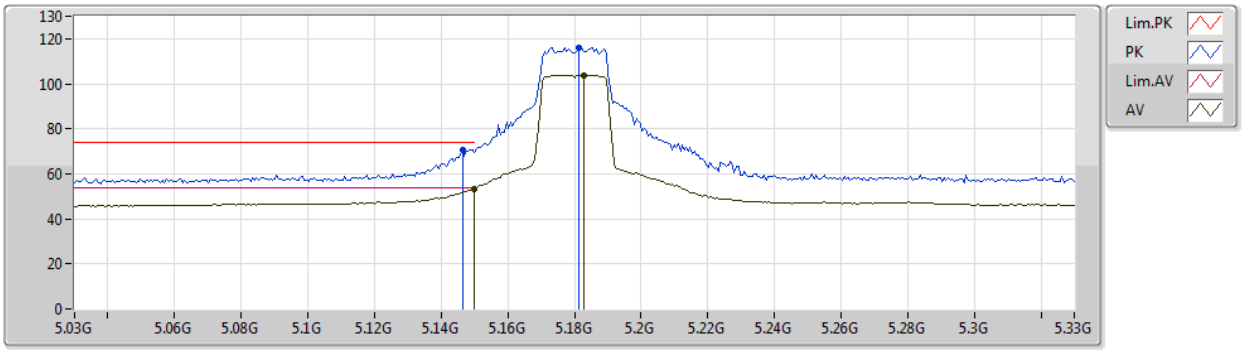

Type	Freq	Level	Limit	Margin	Factor	Dist	Condition	Azimuth	Height	Comment	Raw	AF	CL	PA
	(Hz)	(dBuV/m)	(dBuV/m)	(dB)	(dB)	(m)		(°)	(m)		(dBuV)	(dB)	(dB)	(dB)
AV	5.15G	53.42	54.00	-0.58	8.37	3	Vertical	36	1.70	-	45.05	31.70	6.00	29.33
AV	5.183G	103.87	Inf	-Inf	8.31	3	Vertical	36	1.70	-	95.56	31.63	6.02	29.34
PK	5.1464G	70.80	74.00	-3.20	8.38	3	Vertical	36	1.70	-	62.42	31.71	6.00	29.33
PK	5.1812G	116.12	Inf	-Inf	8.32	3	Vertical	36	1.70	-	107.80	31.64	6.02	29.34

802.11ax HEW20_Nss1,(MCS0)_1TX

5180MHz_TX

30/01/2020

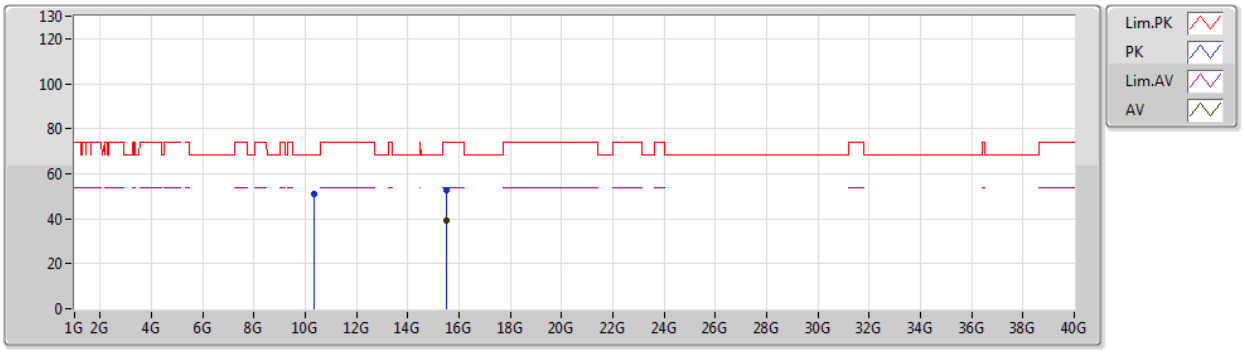

Type	Freq	Level	Limit	Margin	Factor	Dist	Condition	Azimuth	Height	Comment	Raw	AF	CL	PA
	(Hz)	(dBuV/m)	(dBuV/m)	(dB)	(dB)	(m)		(°)	(m)		(dBuV)	(dB)	(dB)	(dB)
AV	15.525G	39.14	54.00	-14.86	-1.32	3	Vertical	186	1.49	-	40.46	38.86	12.79	52.97
PK	10.35184G	51.20	68.20	-17.00	-4.79	3	Vertical	168	3.00	-	55.99	39.36	10.33	54.48
PK	15.53058G	52.55	74.00	-21.45	-1.33	3	Vertical	186	1.49	-	53.88	38.84	12.80	52.97

802.11ax HEW20_Nss1,(MCS0)_1TX

5180MHz_TX

30/01/2020

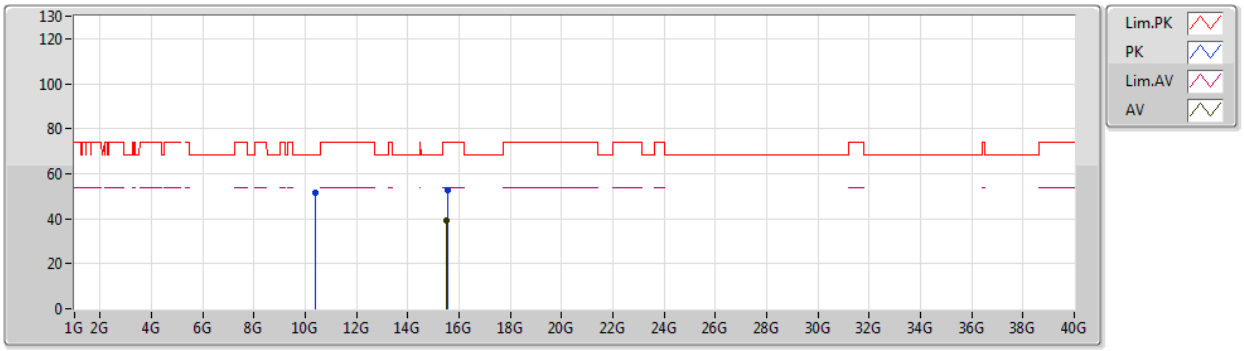

Type	Freq	Level	Limit	Margin	Factor	Dist	Condition	Azimuth	Height	Comment	Raw	AF	CL	PA
	(Hz)	(dBuV/m)	(dBuV/m)	(dB)	(dB)	(m)		(°)	(m)		(dBuV)	(dB)	(dB)	(dB)
AV	15.52644G	39.10	54.00	-14.90	-1.33	3	Horizontal	153	2.70	-	40.43	38.85	12.79	52.97
PK	10.37176G	51.38	68.20	-16.82	-4.76	3	Horizontal	95	1.50	-	56.14	39.38	10.33	54.47
PK	15.5403G	52.94	74.00	-21.06	-1.38	3	Horizontal	153	2.70	-	54.32	38.80	12.81	52.99

802.11ax HEW20_Nss1,(MCS0)_1TX

5200MHz_TX

30/01/2020

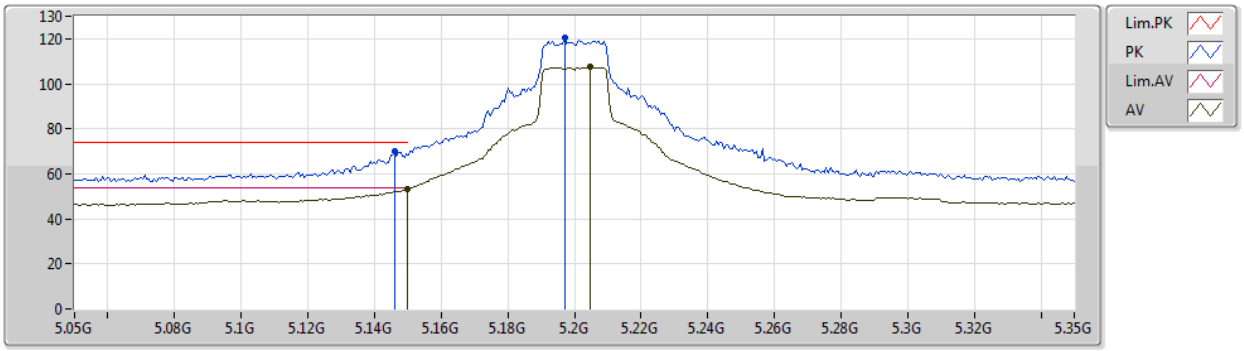

Type	Freq	Level	Limit	Margin	Factor	Dist	Condition	Azimuth	Height	Comment	Raw	AF	CL	PA
	(Hz)	(dBuV/m)	(dBuV/m)	(dB)	(dB)	(m)		(°)	(m)		(dBuV)	(dB)	(dB)	(dB)
AV	5.15G	53.40	54.00	-0.60	8.37	3	Vertical	37	1.70	-	45.03	31.70	6.00	29.33
AV	5.2048G	107.32	Inf	-Inf	8.28	3	Vertical	37	1.70	-	99.04	31.59	6.03	29.34
PK	5.146G	70.17	74.00	-3.83	8.38	3	Vertical	37	1.70	-	61.79	31.71	6.00	29.33
PK	5.197G	120.21	Inf	-Inf	8.30	3	Vertical	37	1.70	-	111.91	31.61	6.03	29.34

802.11ax HEW20_Nss1,(MCS0)_1TX

5200MHz_TX

30/01/2020

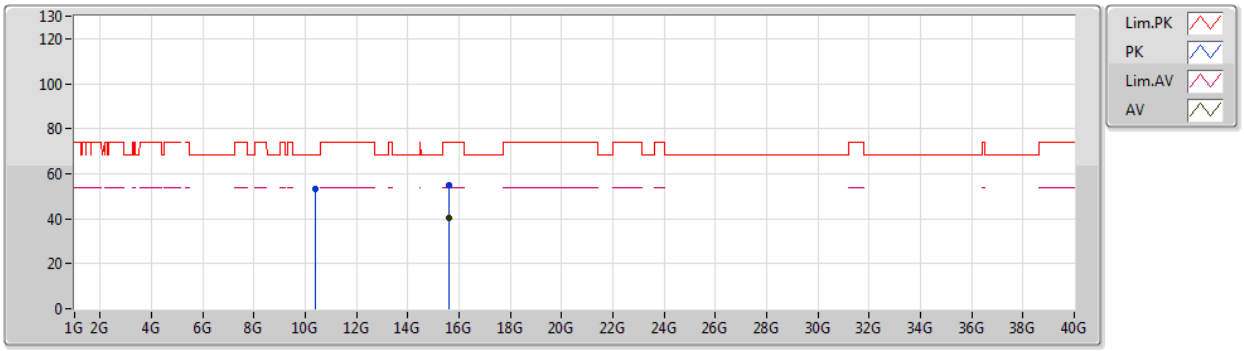

Type	Freq	Level	Limit	Margin	Factor	Dist	Condition	Azimuth	Height	Comment	Raw	AF	CL	PA
	(Hz)	(dBuV/m)	(dBuV/m)	(dB)	(dB)	(m)		(°)	(m)		(dBuV)	(dB)	(dB)	(dB)
AV	15.60114G	40.22	54.00	-13.78	-1.56	3	Vertical	48	1.56	-	41.78	38.58	12.91	53.05
PK	10.3985G	53.05	68.20	-15.15	-4.70	3	Vertical	347	1.47	-	57.75	39.42	10.33	54.45
PK	15.59106G	55.04	74.00	-18.96	-1.54	3	Vertical	48	1.56	-	56.58	38.61	12.89	53.04

802.11ax HEW20_Nss1,(MCS0)_1TX

5200MHz_TX

30/01/2020

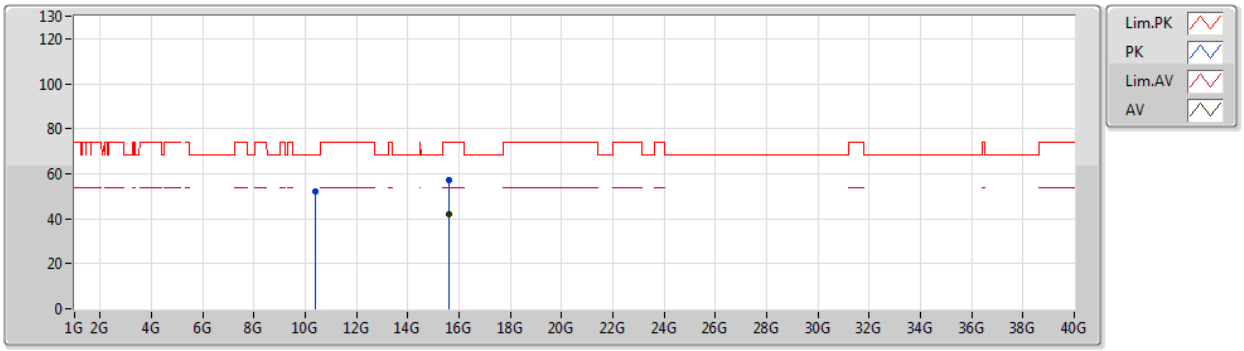

Type	Freq	Level	Limit	Margin	Factor	Dist	Condition	Azimuth	Height	Comment	Raw	AF	CL	PA
	(Hz)	(dBuV/m)	(dBuV/m)	(dB)	(dB)	(m)		(°)	(m)		(dBuV)	(dB)	(dB)	(dB)
AV	15.59856G	41.95	54.00	-12.05	-1.55	3	Horizontal	45	1.66	-	43.50	38.59	12.91	53.05
PK	10.39772G	52.09	68.20	-16.11	-4.71	3	Horizontal	22	1.24	-	56.80	39.42	10.33	54.46
PK	15.59136G	57.32	74.00	-16.68	-1.53	3	Horizontal	45	1.66	-	58.85	38.61	12.90	53.04

802.11ax HEW20_Nss1,(MCS0)_1TX

5240MHz_TX

30/01/2020

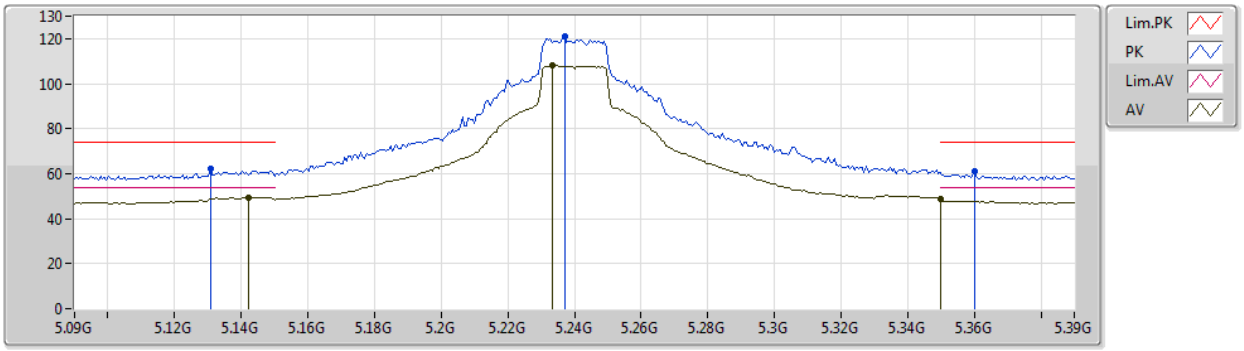

Type	Freq	Level	Limit	Margin	Factor	Dist	Condition	Azimuth	Height	Comment	Raw	AF	CL	PA
	(Hz)	(dBuV/m)	(dBuV/m)	(dB)	(dB)	(m)		(°)	(m)		(dBuV)	(dB)	(dB)	(dB)
AV	5.1422G	49.44	54.00	-4.56	8.39	3	Vertical	38	1.69	-	41.05	31.72	6.00	29.33
AV	5.2334G	107.96	Inf	-Inf	8.21	3	Vertical	38	1.69	-	99.75	31.50	6.05	29.34
AV	5.35G	48.74	54.00	-5.26	8.15	3	Vertical	38	1.69	-	40.59	31.40	6.11	29.36
PK	5.1308G	62.15	74.00	-11.85	8.40	3	Vertical	38	1.69	-	53.75	31.74	5.99	29.33
PK	5.237G	121.07	Inf	-Inf	8.20	3	Vertical	38	1.69	-	112.87	31.49	6.05	29.34
PK	5.36G	61.07	74.00	-12.93	8.17	3	Vertical	38	1.69	-	52.90	31.42	6.11	29.36

802.11ax HEW20_Nss1,(MCS0)_1TX

5240MHz_TX

30/01/2020

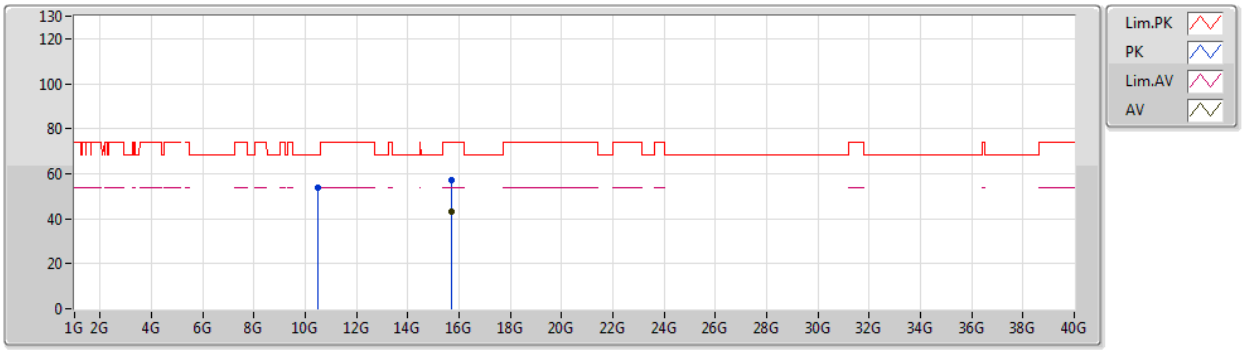

Type	Freq	Level	Limit	Margin	Factor	Dist	Condition	Azimuth	Height	Comment	Raw	AF	CL	PA
	(Hz)	(dBuV/m)	(dBuV/m)	(dB)	(dB)	(m)		(°)	(m)		(dBuV)	(dB)	(dB)	(dB)
AV	15.72066G	43.34	54.00	-10.66	-1.96	3	Vertical	45	1.49	-	45.30	38.13	13.10	53.19
PK	10.48114G	53.80	68.20	-14.40	-4.54	3	Vertical	311	1.92	-	58.34	39.53	10.35	54.42
PK	15.7179G	57.12	74.00	-16.88	-1.95	3	Vertical	45	1.49	-	59.07	38.14	13.09	53.18

802.11ax HEW20_Nss1,(MCS0)_1TX

5240MHz_TX

30/01/2020

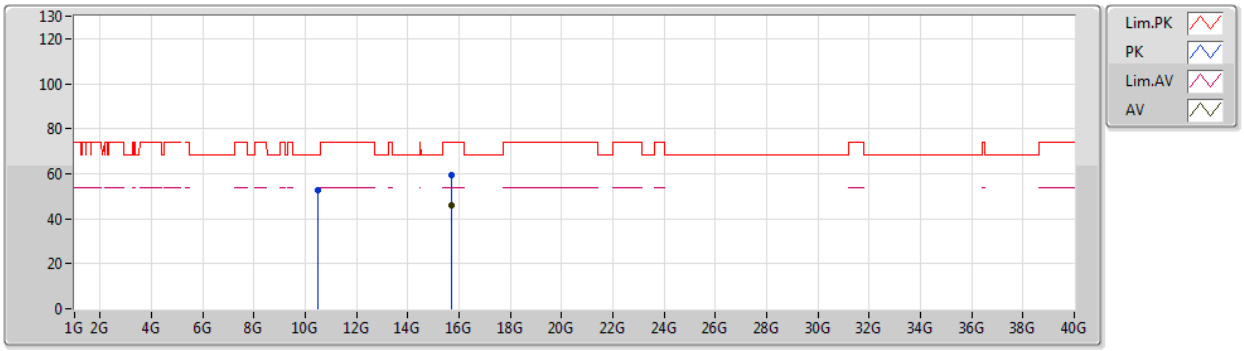

Type	Freq	Level	Limit	Margin	Factor	Dist	Condition	Azimuth	Height	Comment	Raw	AF	CL	PA
	(Hz)	(dBuV/m)	(dBuV/m)	(dB)	(dB)	(m)		(°)	(m)		(dBuV)	(dB)	(dB)	(dB)
AV	15.71964G	46.03	54.00	-7.97	-1.95	3	Horizontal	46	1.59	-	47.98	38.14	13.10	53.19
PK	10.48222G	52.76	68.20	-15.44	-4.54	3	Horizontal	45	1.51	-	57.30	39.53	10.35	54.42
PK	15.71118G	59.67	74.00	-14.33	-1.93	3	Horizontal	46	1.59	-	61.60	38.17	13.08	53.18

802.11ax HEW20_Nss1,(MCS0)_1TX

5260MHz_TX

30/01/2020

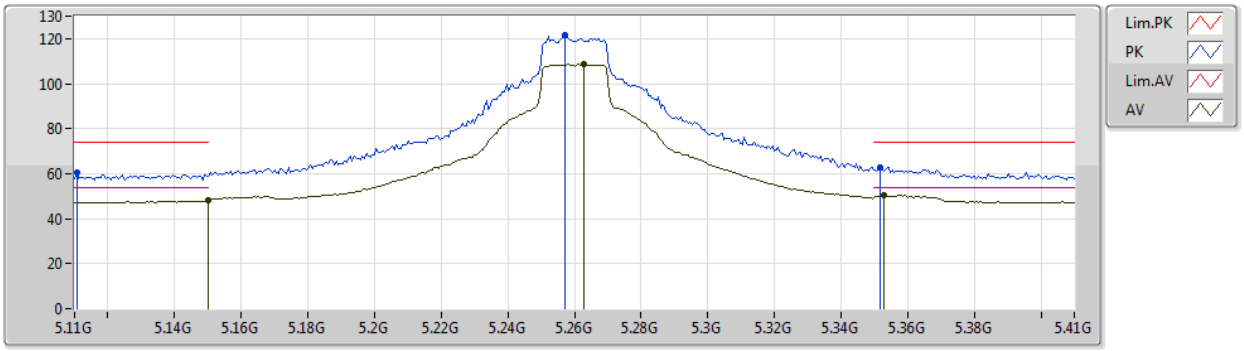

Type	Freq	Level	Limit	Margin	Factor	Dist	Condition	Azimuth	Height	Comment	Raw	AF	CL	PA
	(Hz)	(dBuV/m)	(dBuV/m)	(dB)	(dB)	(m)		(°)	(m)		(dBuV)	(dB)	(dB)	(dB)
AV	5.15G	48.17	54.00	-5.83	8.37	3	Vertical	34	1.84	-	39.80	31.70	6.00	29.33
AV	5.263G	108.54	Inf	-Inf	8.12	3	Vertical	34	1.84	-	100.42	31.41	6.06	29.35
AV	5.353G	50.28	54.00	-3.72	8.16	3	Vertical	34	1.84	-	42.12	31.41	6.11	29.36
PK	5.1106G	60.25	74.00	-13.75	8.43	3	Vertical	34	1.84	-	51.82	31.78	5.98	29.33
PK	5.257G	121.57	Inf	-Inf	8.14	3	Vertical	34	1.84	-	113.43	31.43	6.06	29.35
PK	5.3518G	62.94	74.00	-11.06	8.15	3	Vertical	34	1.84	-	54.79	31.40	6.11	29.36

802.11ax HEW20_Nss1,(MCS0)_1TX

5260MHz_TX

30/01/2020

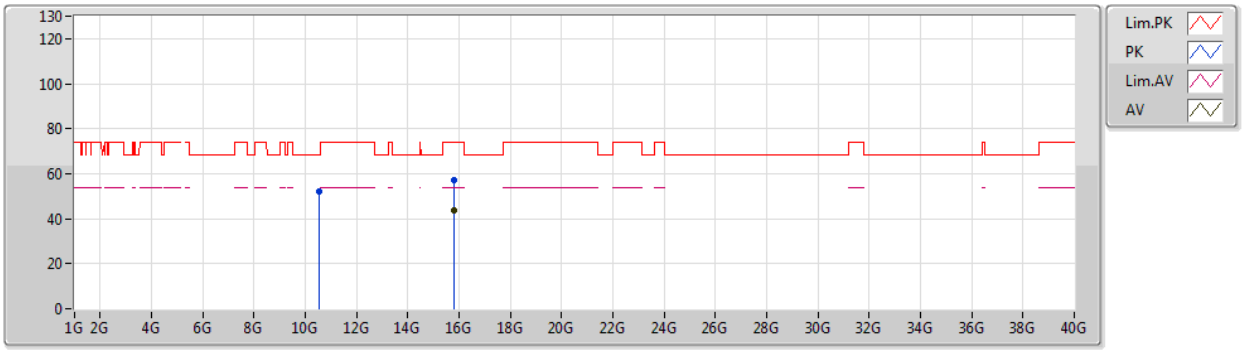

Type	Freq	Level	Limit	Margin	Factor	Dist	Condition	Azimuth	Height	Comment	Raw	AF	CL	PA
	(Hz)	(dBuV/m)	(dBuV/m)	(dB)	(dB)	(m)		(°)	(m)		(dBuV)	(dB)	(dB)	(dB)
AV	15.77964G	43.82	54.00	-10.18	-2.14	3	Vertical	45	1.49	-	45.96	37.92	13.19	53.25
PK	10.53014G	52.13	68.20	-16.07	-4.47	3	Vertical	325	1.96	-	56.60	39.59	10.36	54.42
PK	15.78744G	57.42	74.00	-16.58	-2.17	3	Vertical	45	1.49	-	59.59	37.89	13.20	53.26

802.11ax HEW20_Nss1,(MCS0)_1TX

5260MHz_TX

30/01/2020

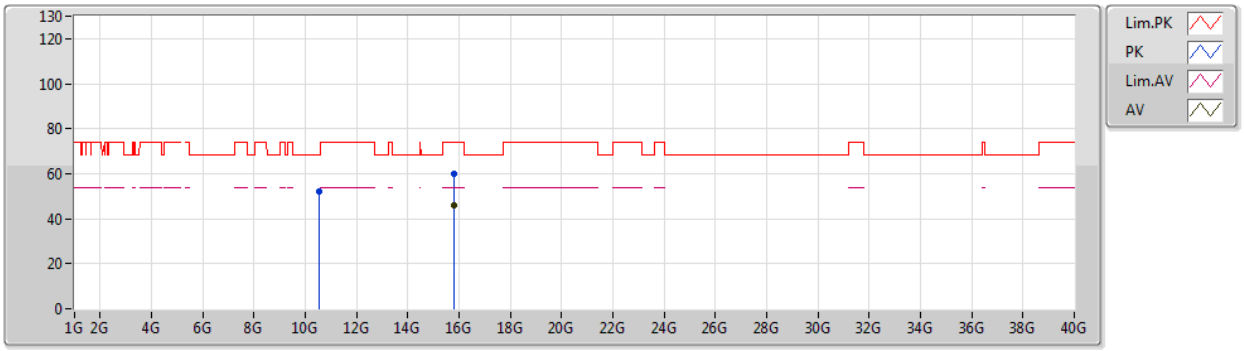

Type	Freq	Level	Limit	Margin	Factor	Dist	Condition	Azimuth	Height	Comment	Raw	AF	CL	PA
	(Hz)	(dBuV/m)	(dBuV/m)	(dB)	(dB)	(m)		(°)	(m)		(dBuV)	(dB)	(dB)	(dB)
AV	15.77958G	45.91	54.00	-8.09	-2.14	3	Horizontal	48	1.64	-	48.05	37.92	13.19	53.25
PK	10.52564G	52.26	68.20	-15.94	-4.48	3	Horizontal	44	1.49	-	56.74	39.58	10.36	54.42
PK	15.78732G	59.94	74.00	-14.06	-2.17	3	Horizontal	48	1.64	-	62.11	37.89	13.20	53.26

802.11ax HEW20_Nss1,(MCS0)_1TX

5300MHz_TX

30/01/2020

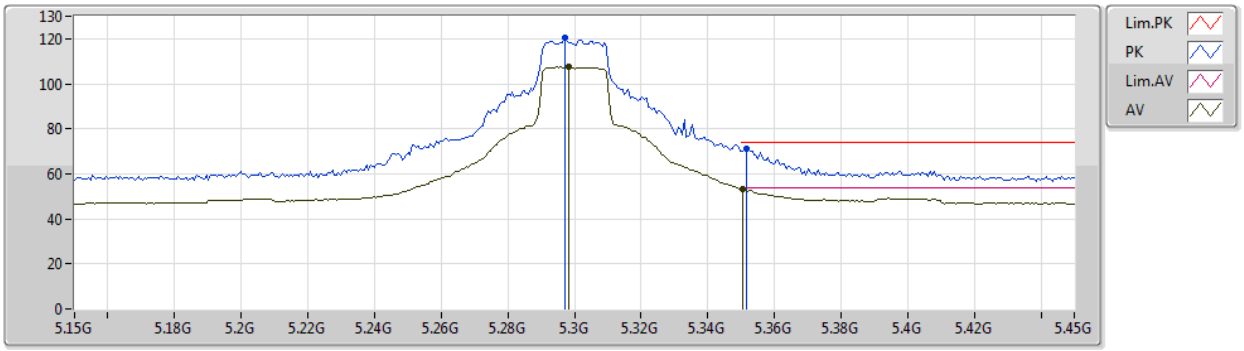

Type	Freq	Level	Limit	Margin	Factor	Dist	Condition	Azimuth	Height	Comment	Raw	AF	CL	PA
	(Hz)	(dBuV/m)	(dBuV/m)	(dB)	(dB)	(m)		(°)	(m)		(dBuV)	(dB)	(dB)	(dB)
AV	5.2982G	107.44	Inf	-Inf	8.04	3	Vertical	34	1.82	-	99.40	31.31	6.08	29.35
AV	5.3504G	53.19	54.00	-0.81	8.15	3	Vertical	34	1.82	-	45.04	31.40	6.11	29.36
PK	5.297G	120.73	Inf	-Inf	8.04	3	Vertical	34	1.82	-	112.69	31.31	6.08	29.35
PK	5.3516G	70.94	74.00	-3.06	8.15	3	Vertical	34	1.82	-	62.79	31.40	6.11	29.36

802.11ax HEW20_Nss1,(MCS0)_1TX

5300MHz_TX

30/01/2020

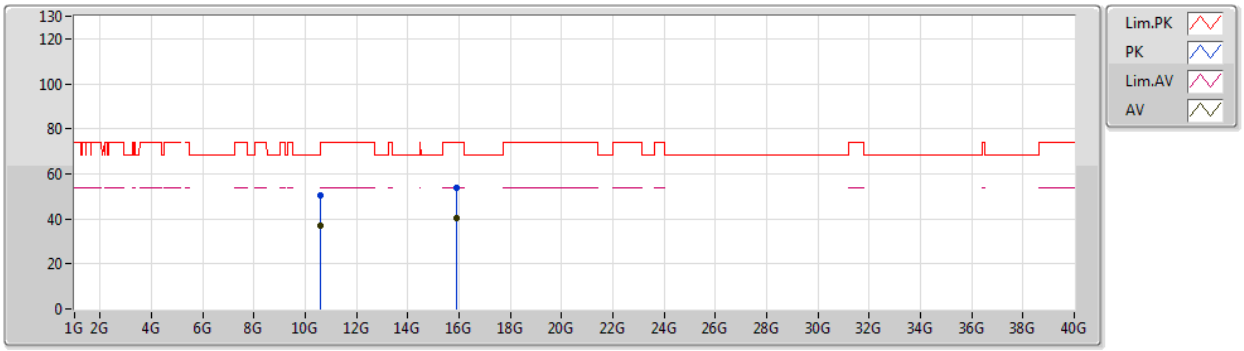

Type	Freq	Level	Limit	Margin	Factor	Dist	Condition	Azimuth	Height	Comment	Raw	AF	CL	PA
	(Hz)	(dBuV/m)	(dBuV/m)	(dB)	(dB)	(m)		(°)	(m)		(dBuV)	(dB)	(dB)	(dB)
AV	10.60354G	37.25	54.00	-16.75	-4.38	3	Vertical	30	1.74	-	41.63	39.68	10.37	54.43
AV	15.90114G	40.23	54.00	-13.77	-2.54	3	Vertical	47	1.48	-	42.77	37.47	13.38	53.39
PK	10.60492G	50.62	74.00	-23.38	-4.37	3	Vertical	30	1.74	-	54.99	39.69	10.37	54.43
PK	15.9036G	54.01	74.00	-19.99	-2.54	3	Vertical	47	1.48	-	56.55	37.46	13.39	53.39

802.11ax HEW20_Nss1,(MCS0)_1TX

5300MHz_TX

30/01/2020

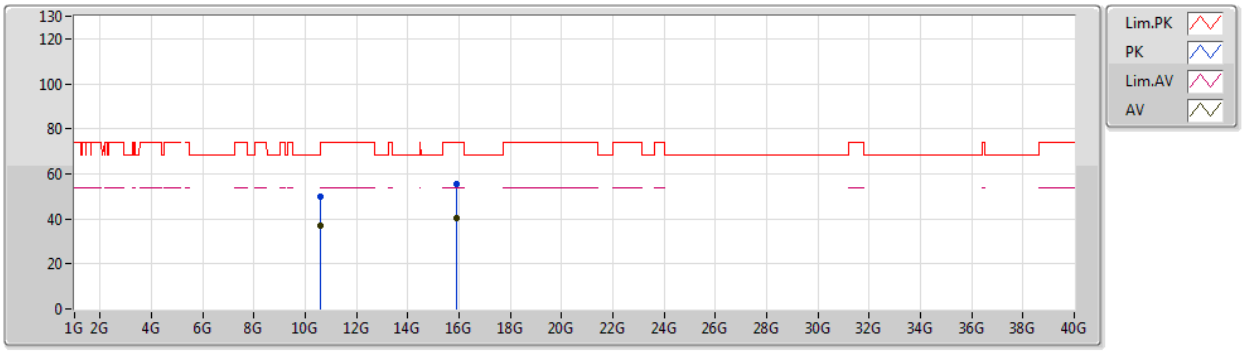

Type	Freq	Level	Limit	Margin	Factor	Dist	Condition	Azimuth	Height	Comment	Raw	AF	CL	PA
	(Hz)	(dBuV/m)	(dBuV/m)	(dB)	(dB)	(m)		(°)	(m)		(dBuV)	(dB)	(dB)	(dB)
AV	10.60684G	36.84	54.00	-17.16	-4.37	3	Horizontal	64	1.50	-	41.21	39.69	10.37	54.43
AV	15.8997G	40.46	54.00	-13.54	-2.54	3	Horizontal	47	1.60	-	43.00	37.47	13.38	53.39
PK	10.59952G	49.96	68.20	-18.24	-4.38	3	Horizontal	64	1.50	-	54.34	39.68	10.37	54.43
PK	15.89118G	55.35	74.00	-18.65	-2.51	3	Horizontal	47	1.60	-	57.86	37.50	13.37	53.38

802.11ax HEW20_Nss1,(MCS0)_1TX

5320MHz_TX

31/01/2020

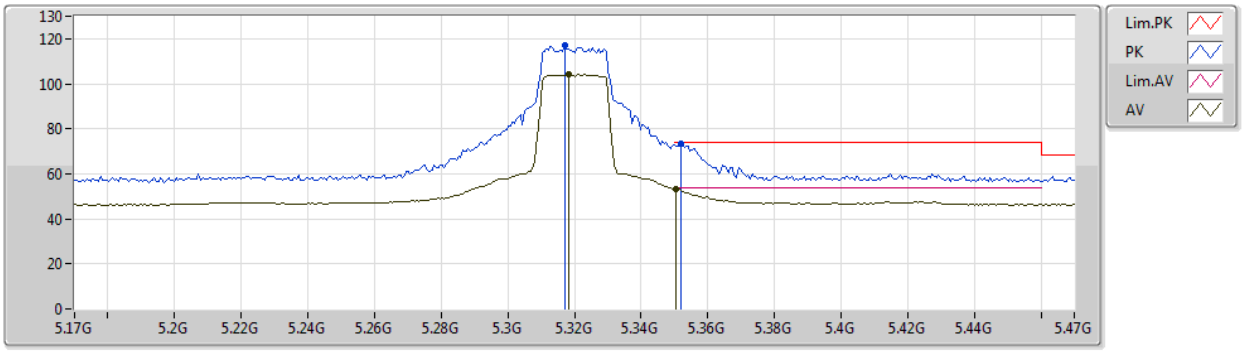

Type	Freq	Level	Limit	Margin	Factor	Dist	Condition	Azimuth	Height	Comment	Raw	AF	CL	PA
	(Hz)	(dBuV/m)	(dBuV/m)	(dB)	(dB)	(m)		(°)	(m)		(dBuV)	(dB)	(dB)	(dB)
AV	5.3182G	104.11	Inf	-Inf	8.08	3	Vertical	35	1.77	-	96.03	31.34	6.09	29.35
AV	5.3506G	53.14	54.00	-0.86	8.15	3	Vertical	35	1.77	-	44.99	31.40	6.11	29.36
PK	5.317G	117.17	Inf	-Inf	8.07	3	Vertical	35	1.77	-	109.10	31.33	6.09	29.35
PK	5.3518G	73.66	74.00	-0.34	8.15	3	Vertical	35	1.77	-	65.51	31.40	6.11	29.36

802.11ax HEW20_Nss1,(MCS0)_1TX

5320MHz_TX

31/01/2020

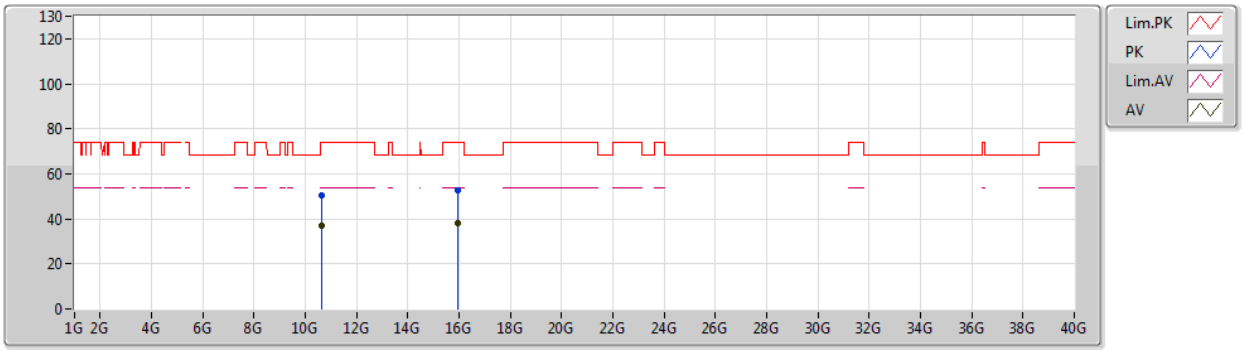

Type	Freq	Level	Limit	Margin	Factor	Dist	Condition	Azimuth	Height	Comment	Raw	AF	CL	PA
	(Hz)	(dBuV/m)	(dBuV/m)	(dB)	(dB)	(m)		(°)	(m)		(dBuV)	(dB)	(dB)	(dB)
AV	10.62692G	36.71	54.00	-17.29	-4.35	3	Vertical	9	1.49	-	41.06	39.71	10.38	54.44
AV	15.95994G	38.19	54.00	-15.81	-2.74	3	Vertical	67	1.48	-	40.93	37.25	13.47	53.46
PK	10.64516G	50.20	74.00	-23.80	-4.32	3	Vertical	9	1.49	-	54.52	39.74	10.38	54.44
PK	15.95148G	52.59	74.00	-21.41	-2.71	3	Vertical	67	1.48	-	55.30	37.28	13.46	53.45

802.11ax HEW20_Nss1,(MCS0)_1TX

5320MHz_TX

31/01/2020

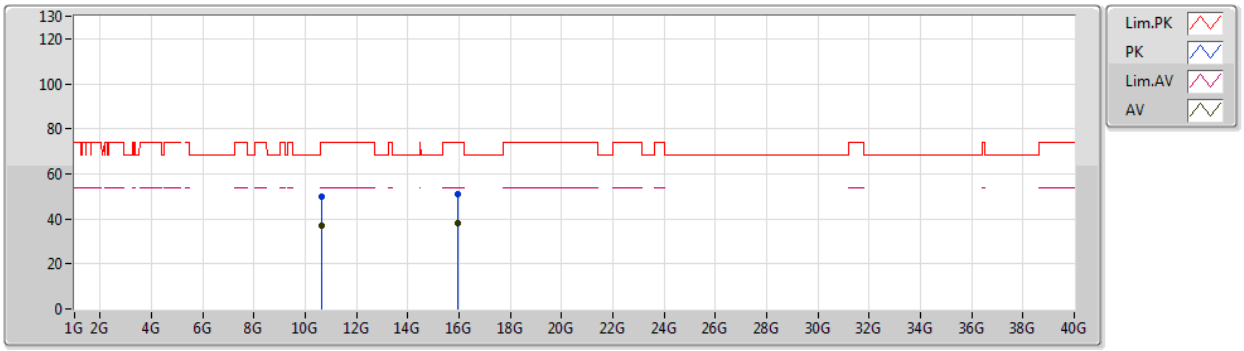

Type	Freq	Level	Limit	Margin	Factor	Dist	Condition	Azimuth	Height	Comment	Raw	AF	CL	PA
	(Hz)	(dBuV/m)	(dBuV/m)	(dB)	(dB)	(m)		(°)	(m)		(dBuV)	(dB)	(dB)	(dB)
AV	10.63904G	36.81	54.00	-17.19	-4.33	3	Horizontal	360	1.48	-	41.14	39.73	10.38	54.44
AV	15.95178G	38.17	54.00	-15.83	-2.71	3	Horizontal	325	1.49	-	40.88	37.28	13.46	53.45
PK	10.64924G	50.04	74.00	-23.96	-4.32	3	Horizontal	360	1.48	-	54.36	39.74	10.38	54.44
PK	15.96906G	51.22	74.00	-22.78	-2.77	3	Horizontal	313	1.49	-	53.99	37.21	13.49	53.47

802.11ax HEW20_Nss1,(MCS0)_1TX

5500MHz_TX

31/01/2020

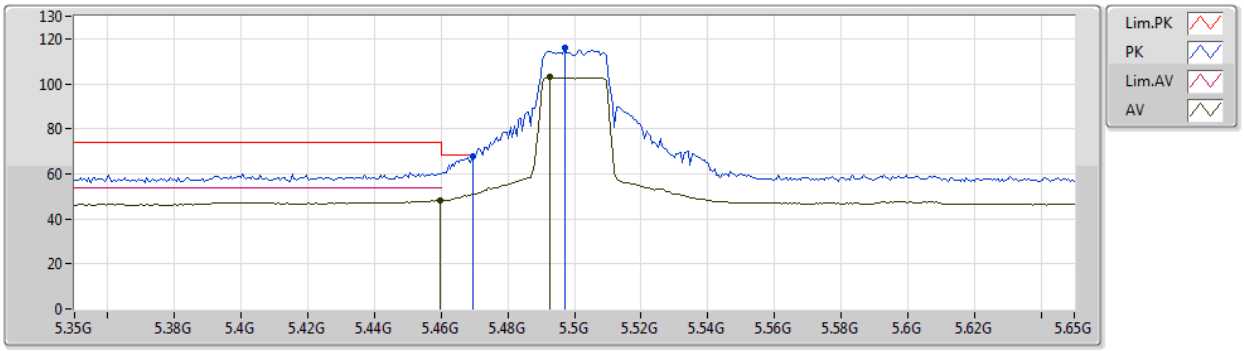

Type	Freq	Level	Limit	Margin	Factor	Dist	Condition	Azimuth	Height	Comment	Raw	AF	CL	PA
	(Hz)	(dBuV/m)	(dBuV/m)	(dB)	(dB)	(m)		(°)	(m)		(dBuV)	(dB)	(dB)	(dB)
AV	5.4598G	48.36	54.00	-5.64	8.54	3	Vertical	38	1.85	-	39.82	31.74	6.17	29.37
AV	5.4928G	102.87	Inf	-Inf	8.69	3	Vertical	38	1.85	-	94.18	31.87	6.19	29.37
PK	5.4694G	67.99	68.20	-0.21	8.58	3	Vertical	38	1.85	-	59.41	31.78	6.17	29.37
PK	5.497G	115.91	Inf	-Inf	8.71	3	Vertical	38	1.85	-	107.20	31.89	6.19	29.37

802.11ax HEW20_Nss1,(MCS0)_1TX

5500MHz_TX

31/01/2020

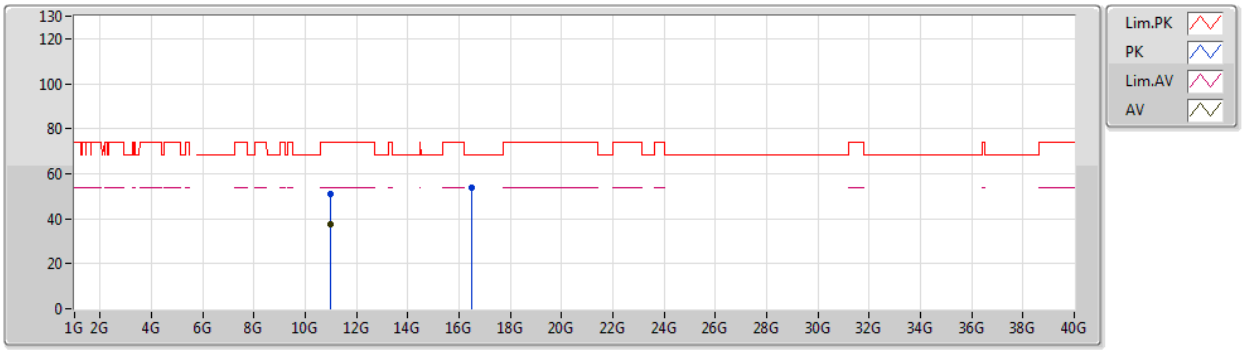

Type	Freq	Level	Limit	Margin	Factor	Dist	Condition	Azimuth	Height	Comment	Raw	AF	CL	PA
	(Hz)	(dBuV/m)	(dBuV/m)	(dB)	(dB)	(m)		(°)	(m)		(dBuV)	(dB)	(dB)	(dB)
AV	10.99868G	37.60	54.00	-16.40	-3.87	3	Vertical	229	1.50	-	41.47	40.20	10.44	54.51
PK	10.98788G	51.14	74.00	-22.86	-3.89	3	Vertical	229	1.50	-	55.03	40.18	10.44	54.51
PK	16.50282G	53.80	68.20	-14.40	0.02	3	Vertical	329	1.49	-	53.78	38.56	13.69	52.23

802.11ax HEW20_Nss1,(MCS0)_1TX

5500MHz_TX

31/01/2020

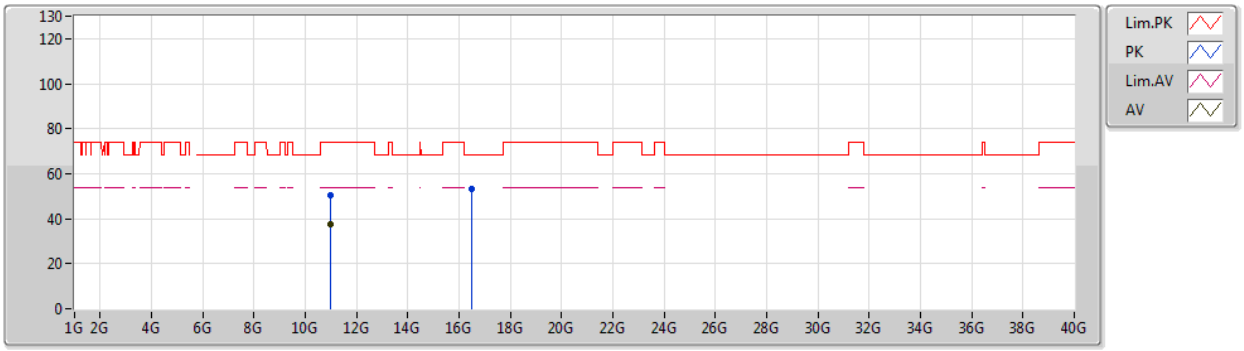

Type	Freq	Level	Limit	Margin	Factor	Dist	Condition	Azimuth	Height	Comment	Raw	AF	CL	PA
	(Hz)	(dBuV/m)	(dBuV/m)	(dB)	(dB)	(m)		(°)	(m)		(dBuV)	(dB)	(dB)	(dB)
AV	10.98722G	37.45	54.00	-16.55	-3.89	3	Horizontal	24	1.48	-	41.34	40.18	10.44	54.51
PK	10.99928G	50.42	74.00	-23.58	-3.87	3	Horizontal	24	1.48	-	54.29	40.20	10.44	54.51
PK	16.50384G	53.31	68.20	-14.89	0.02	3	Horizontal	304	1.49	-	53.29	38.56	13.69	52.23

802.11ax HEW20_Nss1,(MCS0)_1TX

5580MHz_TX

31/01/2020

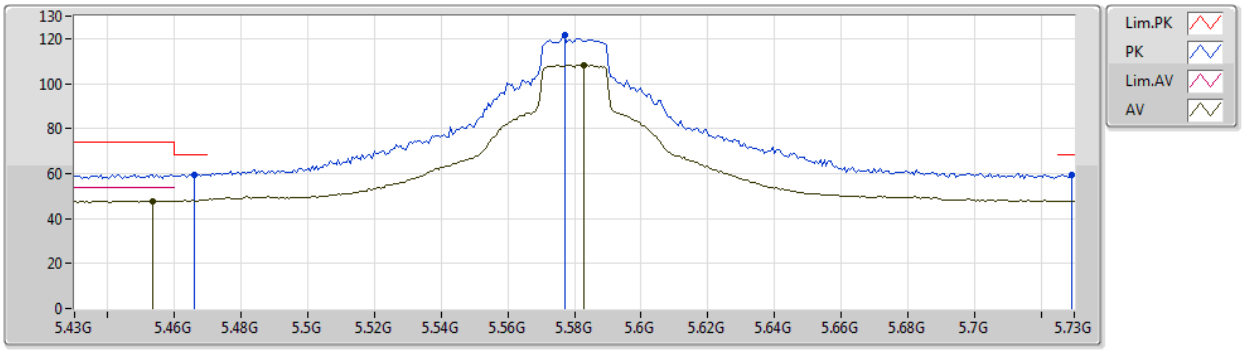

Type	Freq	Level	Limit	Margin	Factor	Dist	Condition	Azimuth	Height	Comment	Raw	AF	CL	PA
	(Hz)	(dBuV/m)	(dBuV/m)	(dB)	(dB)	(m)		(°)	(m)		(dBuV)	(dB)	(dB)	(dB)
AV	5.4534G	47.87	54.00	-6.13	8.50	3	Vertical	39	1.83	-	39.37	31.71	6.16	29.37
AV	5.583G	108.27	Inf	-Inf	8.62	3	Vertical	39	1.83	-	99.65	31.73	6.26	29.37
PK	5.466G	59.57	68.20	-8.63	8.56	3	Vertical	39	1.83	-	51.01	31.76	6.17	29.37
PK	5.577G	121.45	Inf	-Inf	8.63	3	Vertical	39	1.83	-	112.82	31.75	6.25	29.37
PK	5.7294G	59.64	68.20	-8.56	8.87	3	Vertical	39	1.83	-	50.77	31.86	6.37	29.36

802.11ax HEW20_Nss1,(MCS0)_1TX

5580MHz_TX

31/01/2020

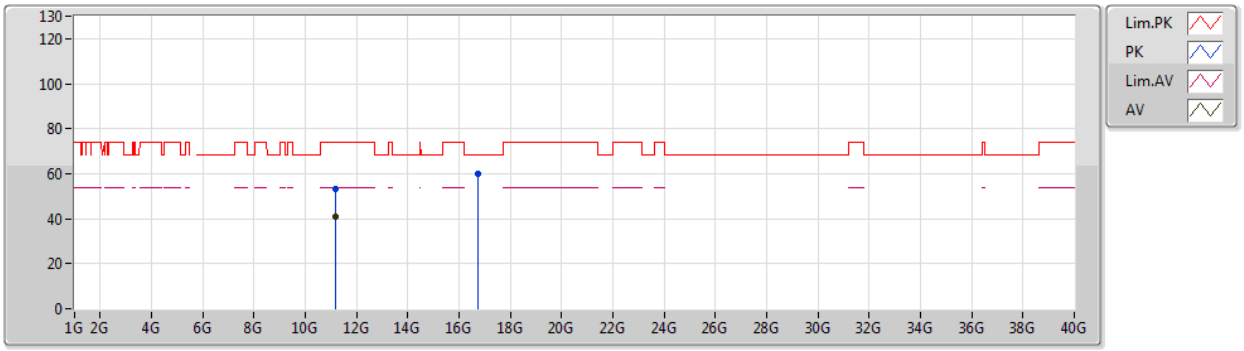

Type	Freq	Level	Limit	Margin	Factor	Dist	Condition	Azimuth	Height	Comment	Raw	AF	CL	PA
	(Hz)	(dBuV/m)	(dBuV/m)	(dB)	(dB)	(m)		(°)	(m)		(dBuV)	(dB)	(dB)	(dB)
AV	11.15946G	40.87	54.00	-13.13	-3.89	3	Vertical	246	1.55	-	44.76	40.01	10.52	54.42
PK	11.16306G	53.39	74.00	-20.61	-3.90	3	Vertical	246	1.55	-	57.29	40.00	10.52	54.42
PK	16.73742G	59.89	68.20	-8.31	0.62	3	Vertical	25	1.49	-	59.27	39.24	13.76	52.38

802.11ax HEW20_Nss1,(MCS0)_1TX

5580MHz_TX

31/01/2020

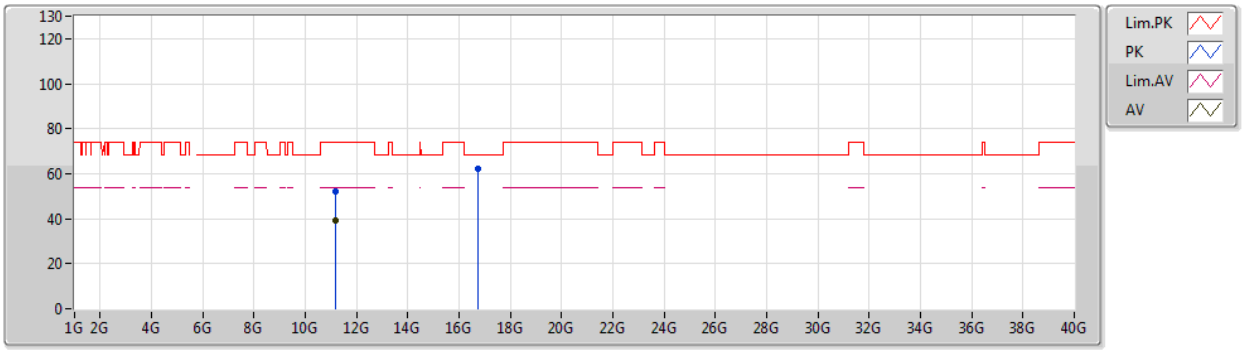

Type	Freq	Level	Limit	Margin	Factor	Dist	Condition	Azimuth	Height	Comment	Raw	AF	CL	PA
	(Hz)	(dBuV/m)	(dBuV/m)	(dB)	(dB)	(m)		(°)	(m)		(dBuV)	(dB)	(dB)	(dB)
AV	11.16516G	39.39	54.00	-14.61	-3.89	3	Horizontal	317	1.47	-	43.28	40.00	10.52	54.41
PK	11.17044G	52.08	74.00	-21.92	-3.88	3	Horizontal	317	1.47	-	55.96	40.00	10.53	54.41
PK	16.74714G	62.38	68.20	-5.82	0.66	3	Horizontal	29	1.49	-	61.72	39.27	13.77	52.38

802.11ax HEW20_Nss1,(MCS0)_1TX

5700MHz_TX

31/01/2020

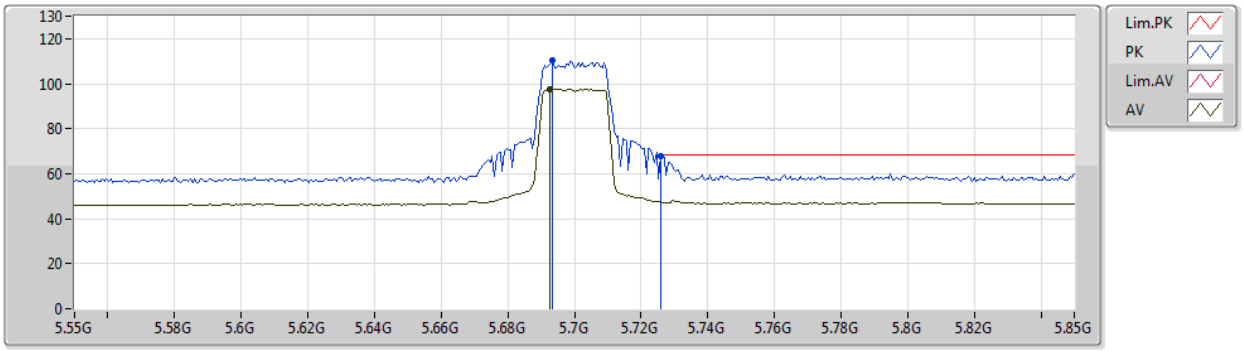

Type	Freq	Level	Limit	Margin	Factor	Dist	Condition	Azimuth	Height	Comment	Raw	AF	CL	PA
	(Hz)	(dBuV/m)	(dBuV/m)	(dB)	(dB)	(m)		(°)	(m)		(dBuV)	(dB)	(dB)	(dB)
AV	5.6928G	97.45	Inf	-Inf	8.77	3	Vertical	0	1.82	-	88.68	31.79	6.34	29.36
PK	5.6934G	110.32	Inf	-Inf	8.77	3	Vertical	0	1.82	-	101.55	31.79	6.34	29.36
PK	5.7258G	67.56	68.20	-0.64	8.86	3	Vertical	0	1.82	-	58.70	31.85	6.37	29.36

802.11ax HEW20_Nss1,(MCS0)_1TX

5700MHz_TX

31/01/2020

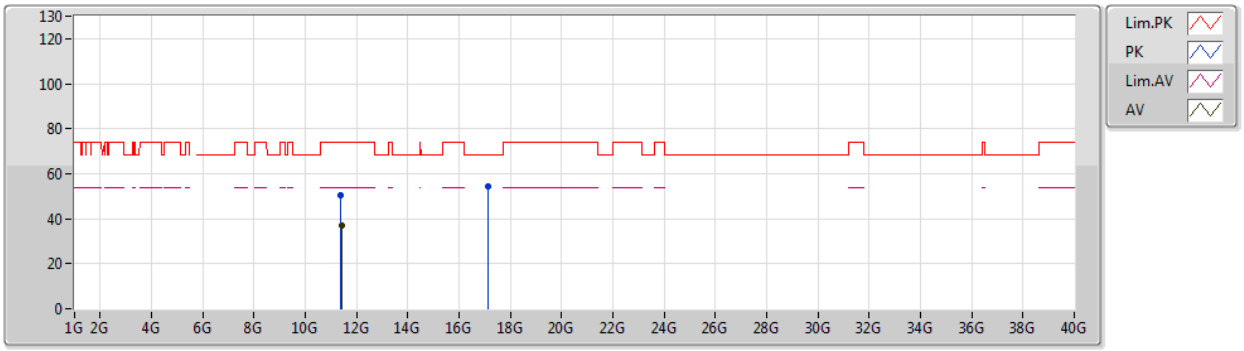

Type	Freq	Level	Limit	Margin	Factor	Dist	Condition	Azimuth	Height	Comment	Raw	AF	CL	PA
	(Hz)	(dBuV/m)	(dBuV/m)	(dB)	(dB)	(m)		(°)	(m)		(dBuV)	(dB)	(dB)	(dB)
AV	11.4075G	37.22	54.00	-16.78	-3.92	3	Vertical	285	1.48	-	41.14	39.71	10.64	54.27
PK	11.39796G	50.27	74.00	-23.73	-3.92	3	Vertical	285	1.48	-	54.19	39.72	10.64	54.28
PK	17.10678G	54.36	68.20	-13.84	1.96	3	Vertical	339	1.49	-	52.40	40.70	13.87	52.61

802.11ax HEW20_Nss1,(MCS0)_1TX

5700MHz_TX

31/01/2020

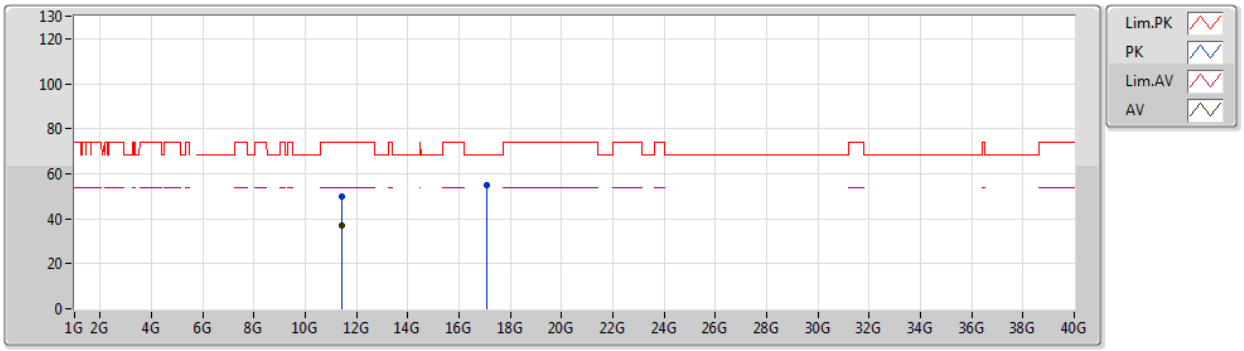

Type	Freq	Level	Limit	Margin	Factor	Dist	Condition	Azimuth	Height	Comment	Raw	AF	CL	PA
	(Hz)	(dBuV/m)	(dBuV/m)	(dB)	(dB)	(m)		(°)	(m)		(dBuV)	(dB)	(dB)	(dB)
AV	11.41416G	37.12	54.00	-16.88	-3.93	3	Horizontal	220	1.49	-	41.05	39.70	10.64	54.27
PK	11.41128G	49.74	74.00	-24.26	-3.92	3	Horizontal	220	1.49	-	53.66	39.71	10.64	54.27
PK	17.10036G	54.67	68.20	-13.53	1.93	3	Horizontal	300	1.32	-	52.74	40.66	13.87	52.60

802.11ax HEW20_Nss1,(MCS0)_1TX

31/01/2020

5720MHz Straddle 5.47-5.725GHz_TX

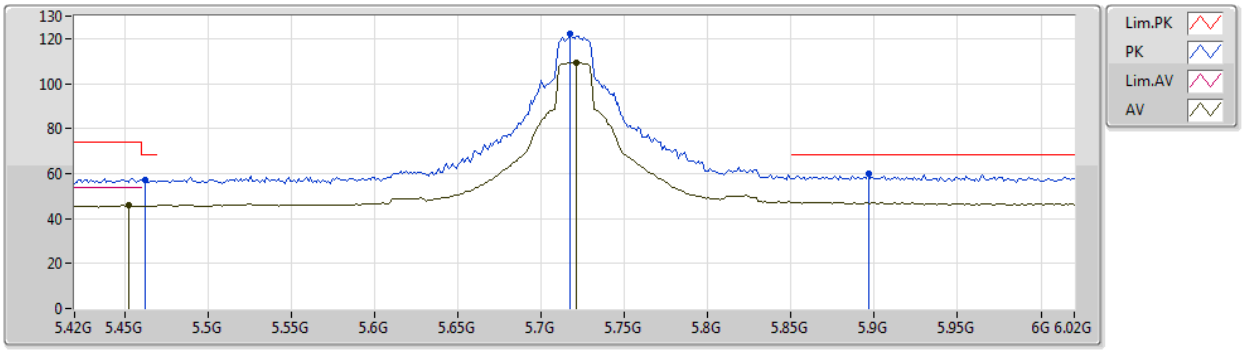

Type	Freq	Level	Limit	Margin	Factor	Dist	Condition	Azimuth	Height	Comment	Raw	AF	CL	PA
	(Hz)	(dBuV/m)	(dBuV/m)	(dB)	(dB)	(m)		(°)	(m)		(dBuV)	(dB)	(dB)	(dB)
AV	5.4524G	45.73	54.00	-8.27	5.39	3	Vertical	242	1.76	-	40.34	31.88	7.42	33.91
AV	5.7212G	109.14	Inf	-Inf	5.88	3	Vertical	242	1.76	-	103.26	32.21	7.62	33.95
PK	5.462G	57.28	68.20	-10.92	5.40	3	Vertical	242	1.76	-	51.88	31.88	7.43	33.91
PK	5.7176G	122.37	Inf	-Inf	5.87	3	Vertical	242	1.76	-	116.50	32.20	7.62	33.95
PK	5.8964G	59.76	68.20	-8.44	6.20	3	Vertical	242	1.76	-	53.56	32.45	7.73	33.98

802.11ax HEW20_Nss1,(MCS0)_1TX

5720MHz Straddle 5.47-5.725GHz_TX

31/01/2020

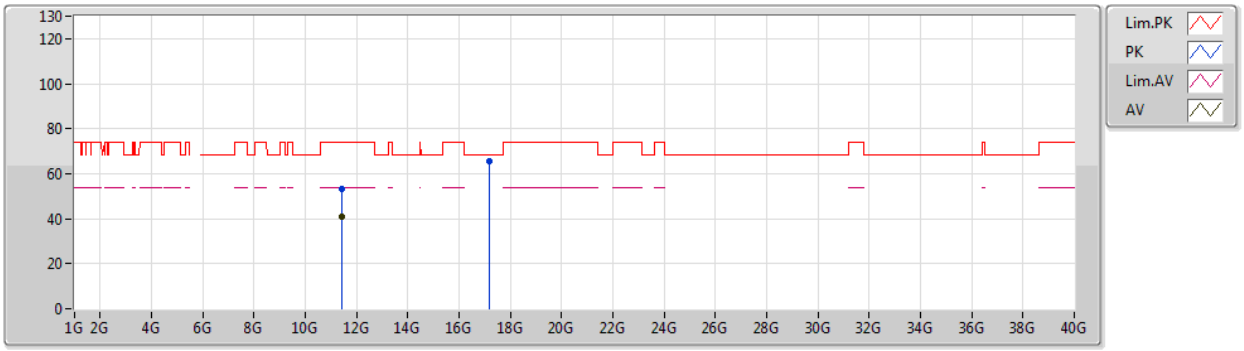

Type	Freq	Level	Limit	Margin	Factor	Dist	Condition	Azimuth	Height	Comment	Raw	AF	CL	PA
	(Hz)	(dBuV/m)	(dBuV/m)	(dB)	(dB)	(m)		(°)	(m)		(dBuV)	(dB)	(dB)	(dB)
AV	11.44012G	40.93	54.00	-13.07	-3.92	3	Vertical	326	1.80	-	44.85	39.67	10.66	54.25
PK	11.43814G	53.39	74.00	-20.61	-3.93	3	Vertical	326	1.80	-	57.32	39.67	10.66	54.26
PK	17.16192G	65.73	68.20	-2.47	2.32	3	Vertical	27	1.41	-	63.41	41.07	13.89	52.64

802.11ax HEW20_Nss1,(MCS0)_1TX

5720MHz Straddle 5.47-5.725GHz_TX

31/01/2020

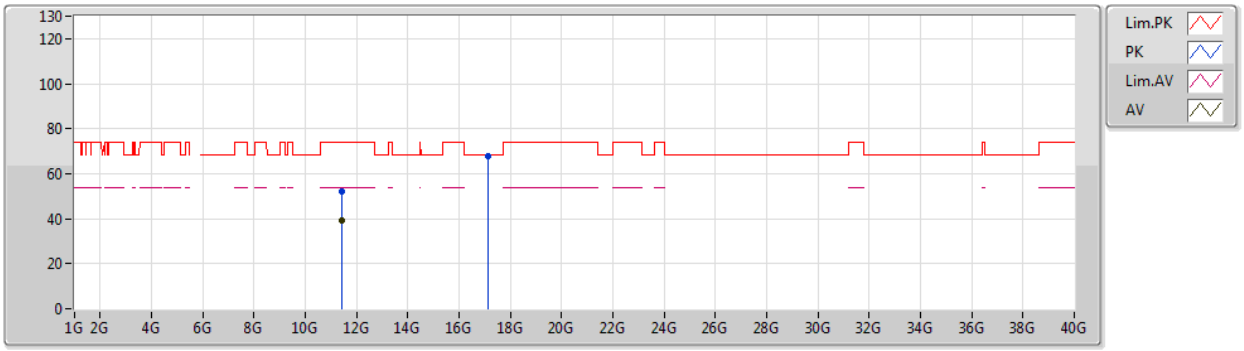

Type	Freq	Level	Limit	Margin	Factor	Dist	Condition	Azimuth	Height	Comment	Raw	AF	CL	PA
	(Hz)	(dBuV/m)	(dBuV/m)	(dB)	(dB)	(m)		(°)	(m)		(dBuV)	(dB)	(dB)	(dB)
AV	11.44114G	39.01	54.00	-14.99	-3.92	3	Horizontal	357	1.49	-	42.93	39.67	10.66	54.25
PK	11.44198G	51.86	74.00	-22.14	-3.92	3	Horizontal	357	1.49	-	55.78	39.67	10.66	54.25
PK	17.15136G	67.66	68.20	-0.54	2.24	3	Horizontal	323	2.42	-	65.42	41.00	13.88	52.64

802.11ax HEW20_Nss1,(MCS0)_1TX

5745MHz_TX

31/01/2020

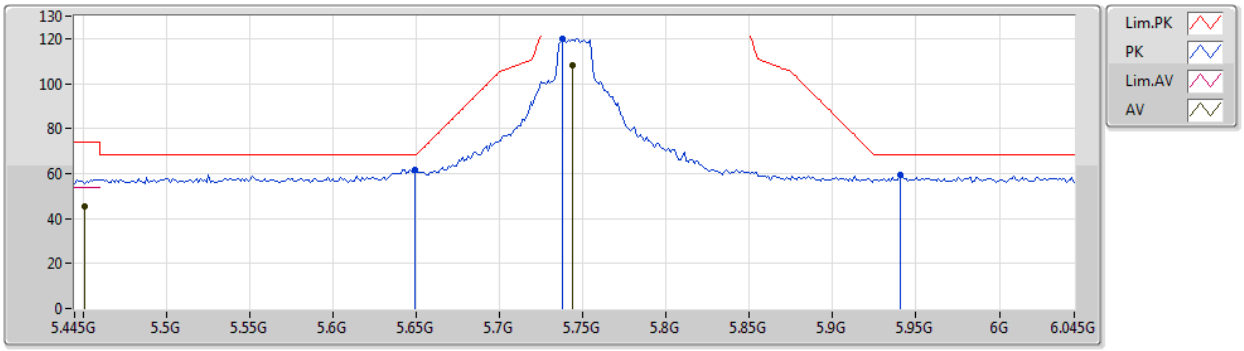

Type	Freq	Level	Limit	Margin	Factor	Dist	Condition	Azimuth	Height	Comment	Raw	AF	CL	PA
	(Hz)	(dBuV/m)	(dBuV/m)	(dB)	(dB)	(m)		(°)	(m)		(dBuV)	(dB)	(dB)	(dB)
AV	5.451G	45.65	54.00	-8.35	5.38	3	Vertical	244	1.70	-	40.27	31.88	7.41	33.91
AV	5.7438G	108.27	Inf	-Inf	5.91	3	Vertical	244	1.70	-	102.36	32.24	7.63	33.96
PK	5.649G	61.74	68.20	-6.46	5.74	3	Vertical	244	1.70	-	56.00	32.11	7.57	33.94
PK	5.7378G	120.17	Inf	-Inf	5.90	3	Vertical	244	1.70	-	114.27	32.23	7.63	33.96
PK	5.9406G	59.54	68.20	-8.66	6.29	3	Vertical	244	1.70	-	53.25	32.52	7.76	33.99

802.11ax HEW20_Nss1,(MCS0)_1TX

5745MHz_TX

31/01/2020

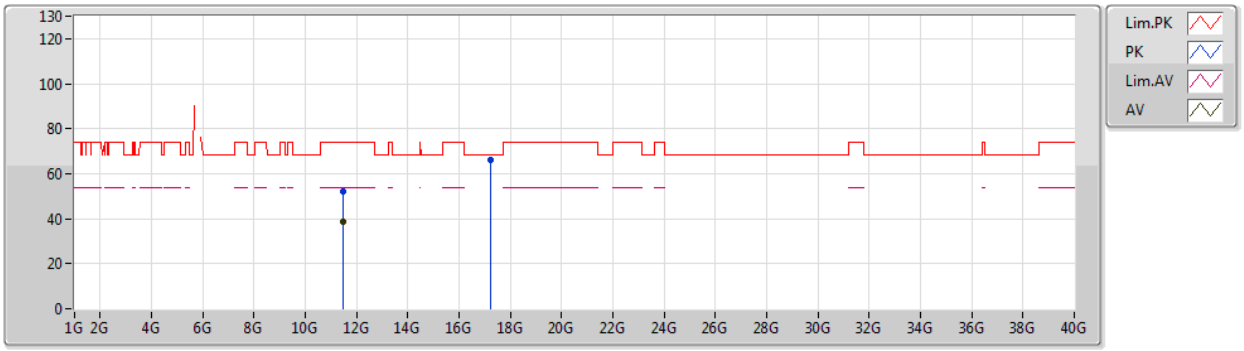

Type	Freq	Level	Limit	Margin	Factor	Dist	Condition	Azimuth	Height	Comment	Raw	AF	CL	PA
	(Hz)	(dBuV/m)	(dBuV/m)	(dB)	(dB)	(m)		(°)	(m)		(dBuV)	(dB)	(dB)	(dB)
AV	11.48916G	38.76	54.00	-15.24	-3.94	3	Vertical	340	1.92	-	42.70	39.61	10.68	54.23
PK	11.48664G	52.18	74.00	-21.82	-3.93	3	Vertical	340	1.92	-	56.11	39.62	10.68	54.23
PK	17.2269G	66.40	68.20	-1.80	2.71	3	Vertical	27	1.41	-	63.69	41.50	13.90	52.69

802.11ax HEW20_Nss1,(MCS0)_1TX

5745MHz_TX

31/01/2020

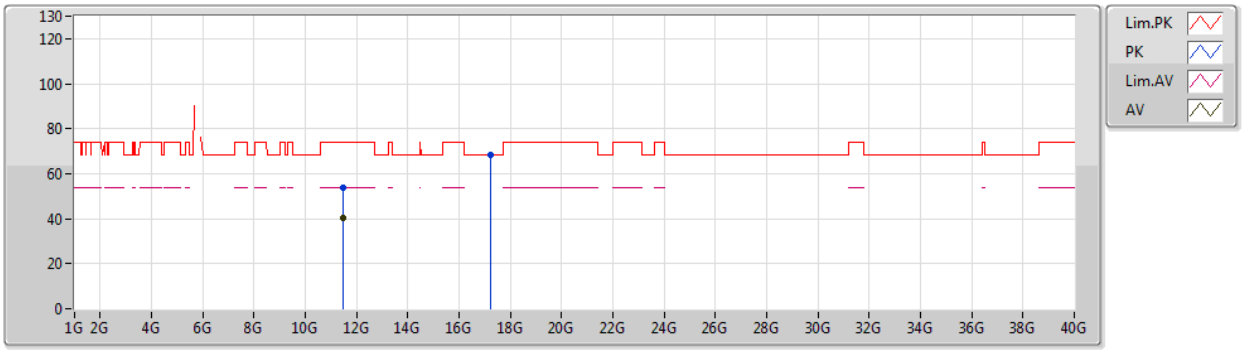

Type	Freq	Level	Limit	Margin	Factor	Dist	Condition	Azimuth	Height	Comment	Raw	AF	CL	PA
	(Hz)	(dBuV/m)	(dBuV/m)	(dB)	(dB)	(m)		(°)	(m)		(dBuV)	(dB)	(dB)	(dB)
AV	11.48952G	40.53	54.00	-13.47	-3.94	3	Horizontal	360	1.43	-	44.47	39.61	10.68	54.23
PK	11.4924G	53.71	74.00	-20.29	-3.93	3	Horizontal	360	1.43	-	57.64	39.61	10.68	54.22
PK	17.2263G	68.09	68.20	-0.11	2.71	3	Horizontal	29	1.41	-	65.38	41.49	13.90	52.68

802.11ax HEW20_Nss1,(MCS0)_1TX

5785MHz_TX

31/01/2020

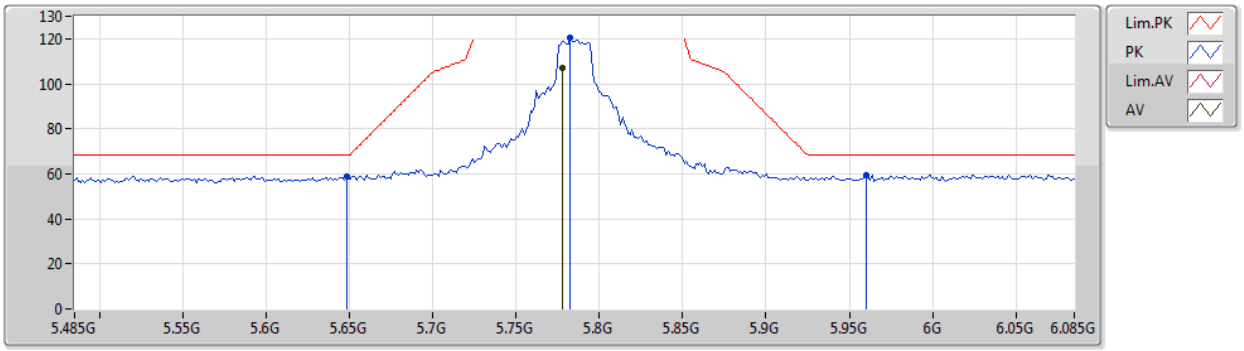

Type	Freq	Level	Limit	Margin	Factor	Dist	Condition	Azimuth	Height	Comment	Raw	AF	CL	PA
	(Hz)	(dBuV/m)	(dBuV/m)	(dB)	(dB)	(m)		(°)	(m)		(dBuV)	(dB)	(dB)	(dB)
AV	5.7778G	107.16	Inf	-Inf	5.97	3	Vertical	44	1.79	-	101.19	32.29	7.65	33.97
PK	5.6482G	58.78	68.20	-9.42	5.74	3	Vertical	44	1.79	-	53.04	32.11	7.57	33.94
PK	5.7826G	120.21	Inf	-Inf	5.99	3	Vertical	44	1.79	-	114.22	32.30	7.66	33.97
PK	5.9602G	59.66	68.20	-8.54	6.32	3	Vertical	44	1.79	-	53.34	32.54	7.77	33.99

802.11ax HEW20_Nss1,(MCS0)_1TX

5785MHz_TX

31/01/2020

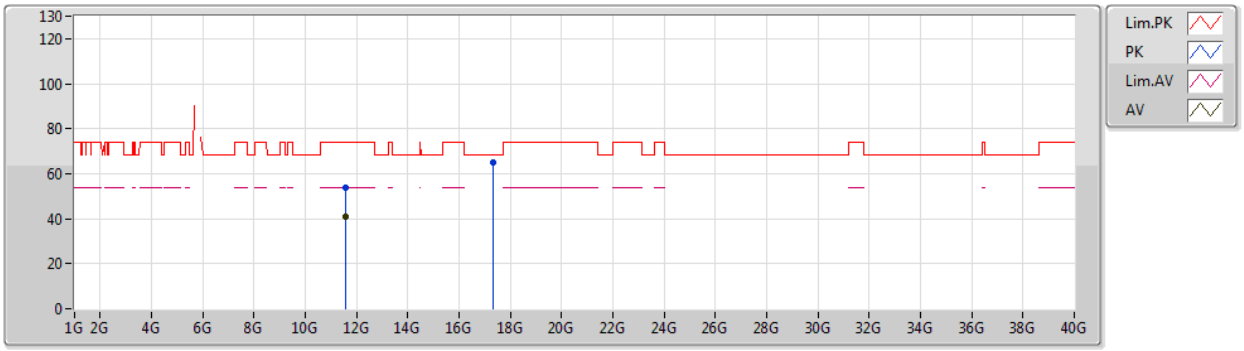

Type	Freq	Level	Limit	Margin	Factor	Dist	Condition	Azimuth	Height	Comment	Raw	AF	CL	PA
	(Hz)	(dBuV/m)	(dBuV/m)	(dB)	(dB)	(m)		(°)	(m)		(dBuV)	(dB)	(dB)	(dB)
AV	11.57156G	40.74	54.00	-13.26	-3.91	3	Vertical	326	2.01	-	44.65	39.51	10.72	54.14
PK	11.57444G	53.81	74.00	-20.19	-3.91	3	Vertical	326	2.01	-	57.72	39.51	10.72	54.14
PK	17.34624G	65.05	68.20	-3.15	3.47	3	Vertical	28	1.43	-	61.58	42.29	13.94	52.76

802.11ax HEW20_Nss1,(MCS0)_1TX

5785MHz_TX

31/01/2020

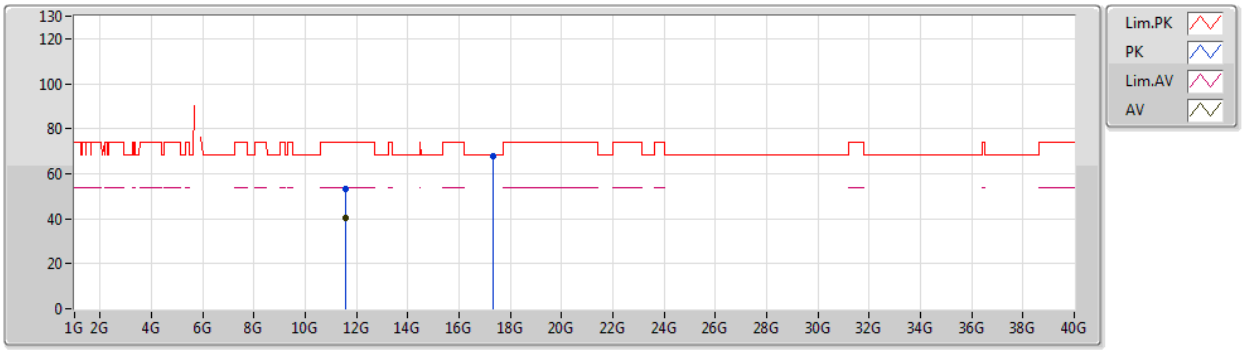

Type	Freq	Level	Limit	Margin	Factor	Dist	Condition	Azimuth	Height	Comment	Raw	AF	CL	PA
	(Hz)	(dBuV/m)	(dBuV/m)	(dB)	(dB)	(m)		(°)	(m)		(dBuV)	(dB)	(dB)	(dB)
AV	11.57246G	40.22	54.00	-13.78	-3.91	3	Horizontal	321	1.49	-	44.13	39.51	10.72	54.14
PK	11.56964G	53.29	74.00	-20.71	-3.90	3	Horizontal	321	1.49	-	57.19	39.52	10.72	54.14
PK	17.34618G	67.77	68.20	-0.43	3.46	3	Horizontal	30	1.42	-	64.31	42.28	13.94	52.76

802.11ax HEW20_Nss1,(MCS0)_1TX

5825MHz_TX

31/01/2020

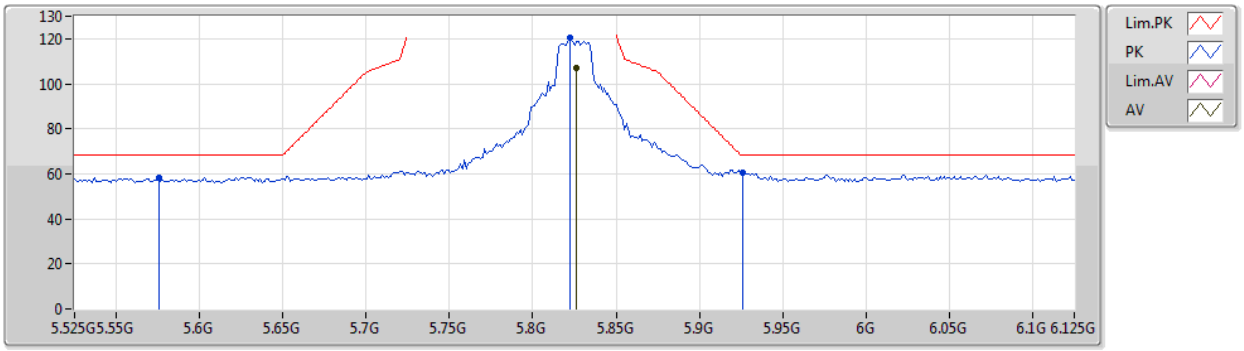

Type	Freq	Level	Limit	Margin	Factor	Dist	Condition	Azimuth	Height	Comment	Raw	AF	CL	PA
	(Hz)	(dBuV/m)	(dBuV/m)	(dB)	(dB)	(m)		(°)	(m)		(dBuV)	(dB)	(dB)	(dB)
AV	5.8262G	107.14	Inf	-Inf	6.08	3	Vertical	140	1.82	-	101.06	32.36	7.69	33.97
PK	5.5754G	58.51	68.20	-9.69	5.59	3	Vertical	140	1.82	-	52.92	32.01	7.52	33.94
PK	5.8226G	120.38	Inf	-Inf	6.06	3	Vertical	140	1.82	-	114.32	32.35	7.68	33.97
PK	5.9258G	60.76	68.20	-7.44	6.26	3	Vertical	140	1.82	-	54.50	32.50	7.75	33.99

802.11ax HEW20_Nss1,(MCS0)_1TX

5825MHz_TX

31/01/2020

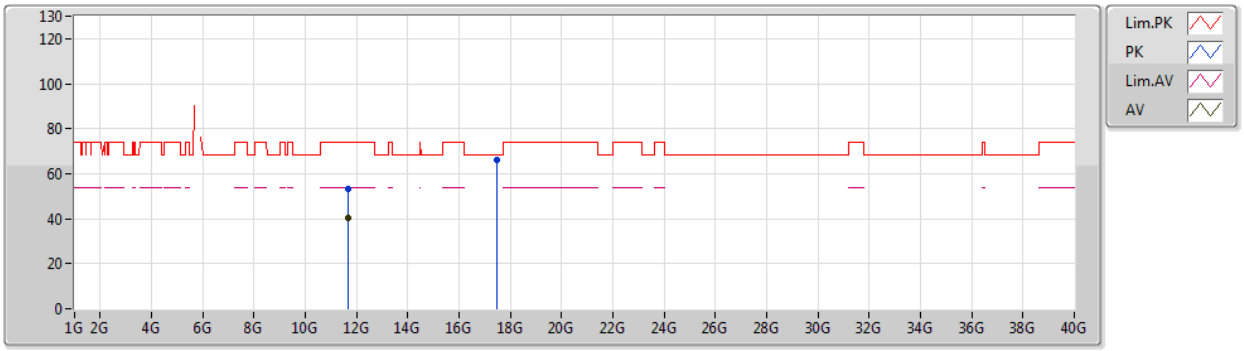

Type	Freq	Level	Limit	Margin	Factor	Dist	Condition	Azimuth	Height	Comment	Raw	AF	CL	PA
	(Hz)	(dBuV/m)	(dBuV/m)	(dB)	(dB)	(m)		(°)	(m)		(dBuV)	(dB)	(dB)	(dB)
AV	11.64838G	40.09	54.00	-13.91	-3.88	3	Vertical	342	1.89	-	43.97	39.42	10.76	54.06
PK	11.6527G	53.06	74.00	-20.94	-3.88	3	Vertical	342	1.89	-	56.94	39.42	10.76	54.06
PK	17.48226G	66.04	68.20	-2.16	4.30	3	Vertical	29	1.42	-	61.74	43.18	13.97	52.85

802.11ax HEW20_Nss1,(MCS0)_1TX

5825MHz_TX

31/01/2020

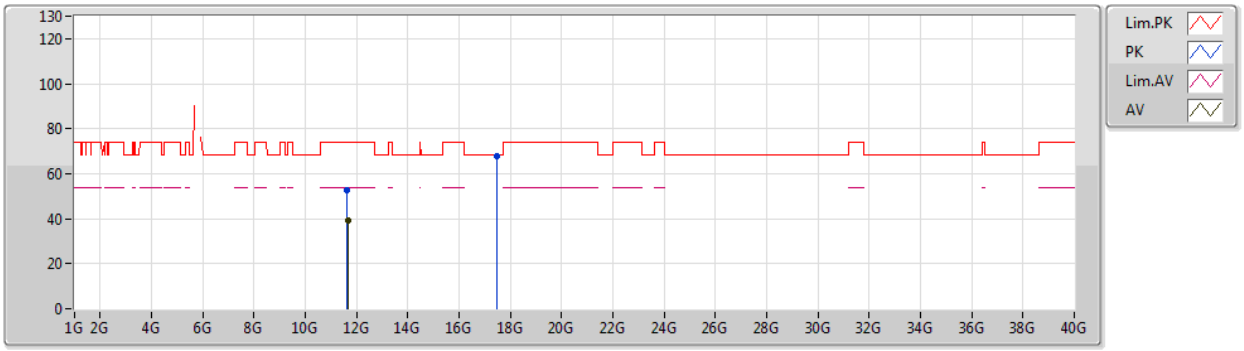

Type	Freq	Level	Limit	Margin	Factor	Dist	Condition	Azimuth	Height	Comment	Raw	AF	CL	PA
	(Hz)	(dBuV/m)	(dBuV/m)	(dB)	(dB)	(m)		(°)	(m)		(dBuV)	(dB)	(dB)	(dB)
AV	11.6497G	39.17	54.00	-14.83	-3.88	3	Horizontal	320	1.48	-	43.05	39.42	10.76	54.06
PK	11.6446G	52.58	74.00	-21.42	-3.87	3	Horizontal	320	1.48	-	56.45	39.43	10.76	54.06
PK	17.4825G	67.74	68.20	-0.46	4.30	3	Horizontal	30	1.39	-	63.44	43.18	13.97	52.85

802.11ax HEW40_Nss1,(MCS0)_1TX

31/01/2020

5190MHz_TX

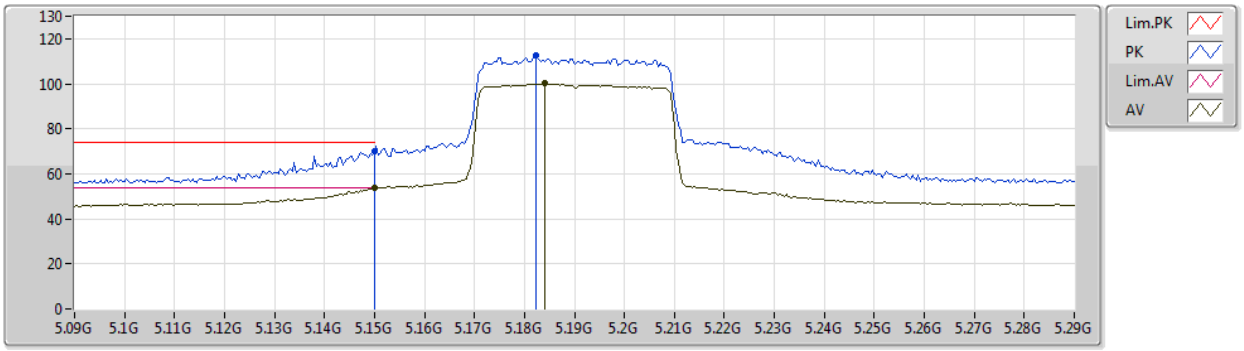

Type	Freq	Level	Limit	Margin	Factor	Dist	Condition	Azimuth	Height	Comment	Raw	AF	CL	PA
	(Hz)	(dBuV/m)	(dBuV/m)	(dB)	(dB)	(m)		(°)	(m)		(dBuV)	(dB)	(dB)	(dB)
AV	5.15G	53.89	54.00	-0.11	4.97	3	Vertical	220	1.62	-	48.92	31.76	7.04	33.83
AV	5.184G	100.08	Inf	-Inf	5.00	3	Vertical	220	1.62	-	95.08	31.77	7.08	33.85
PK	5.15G	69.92	74.00	-4.08	4.97	3	Vertical	220	1.62	-	64.95	31.76	7.04	33.83
PK	5.1824G	112.52	Inf	-Inf	5.01	3	Vertical	220	1.62	-	107.51	31.77	7.08	33.84

802.11ax HEW40_Nss1,(MCS0)_1TX

5190MHz_TX

31/01/2020

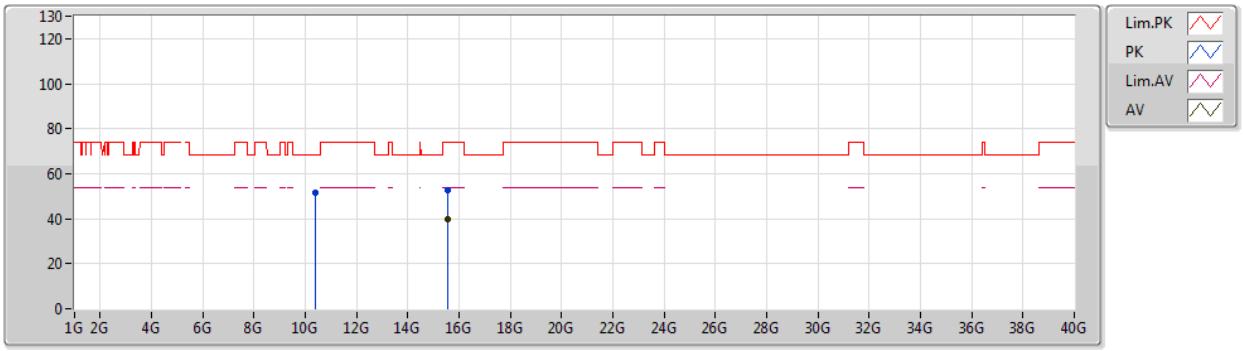

Type	Freq	Level	Limit	Margin	Factor	Dist	Condition	Azimuth	Height	Comment	Raw	AF	CL	PA
	(Hz)	(dBuV/m)	(dBuV/m)	(dB)	(dB)	(m)		(°)	(m)		(dBuV)	(dB)	(dB)	(dB)
AV	15.56688G	39.92	54.00	-14.08	-1.45	3	Vertical	97	1.48	-	41.37	38.70	12.86	53.01
PK	10.38672G	51.32	68.20	-16.88	-4.73	3	Vertical	182	1.49	-	56.05	39.40	10.33	54.46
PK	15.57582G	52.82	74.00	-21.18	-1.48	3	Vertical	97	1.48	-	54.30	38.67	12.87	53.02

802.11ax HEW40_Nss1,(MCS0)_1TX

5190MHz_TX

31/01/2020

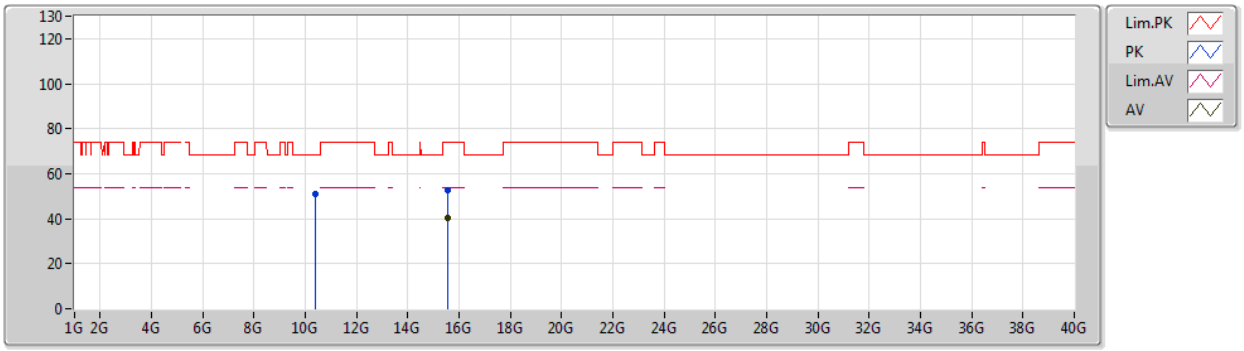

Type	Freq	Level	Limit	Margin	Factor	Dist	Condition	Azimuth	Height	Comment	Raw	AF	CL	PA
	(Hz)	(dBuV/m)	(dBuV/m)	(dB)	(dB)	(m)		(°)	(m)		(dBuV)	(dB)	(dB)	(dB)
AV	15.57246G	40.25	54.00	-13.75	-1.47	3	Horizontal	356	1.49	-	41.72	38.68	12.87	53.02
PK	10.38054G	51.25	68.20	-16.95	-4.74	3	Horizontal	154	1.36	-	55.99	39.39	10.33	54.46
PK	15.56232G	52.93	74.00	-21.07	-1.44	3	Horizontal	356	1.49	-	54.37	38.72	12.85	53.01

802.11ax HEW40_Nss1,(MCS0)_1TX

31/01/2020

5230MHz_TX

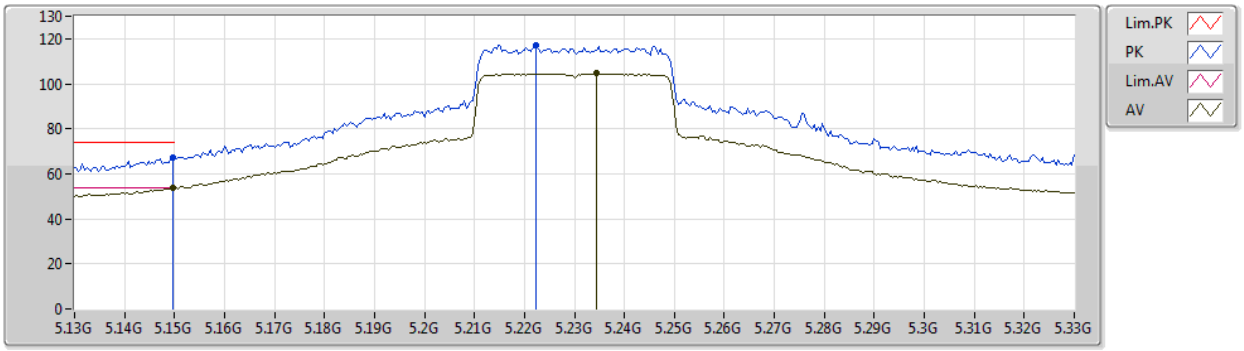

Type	Freq	Level	Limit	Margin	Factor	Dist	Condition	Azimuth	Height	Comment	Raw	AF	CL	PA
	(Hz)	(dBuV/m)	(dBuV/m)	(dB)	(dB)	(m)		(°)	(m)		(dBuV)	(dB)	(dB)	(dB)
AV	5.1496G	53.86	54.00	-0.14	4.97	3	Vertical	37	1.86	-	48.89	31.76	7.04	33.83
AV	5.2344G	104.65	Inf	-Inf	5.07	3	Vertical	37	1.86	-	99.58	31.79	7.14	33.86
PK	5.1496G	67.09	74.00	-6.91	4.97	3	Vertical	37	1.86	-	62.12	31.76	7.04	33.83
PK	5.2224G	116.97	Inf	-Inf	5.07	3	Vertical	37	1.86	-	111.90	31.79	7.13	33.85

802.11ax HEW40_Nss1,(MCS0)_1TX

5230MHz_TX

31/01/2020

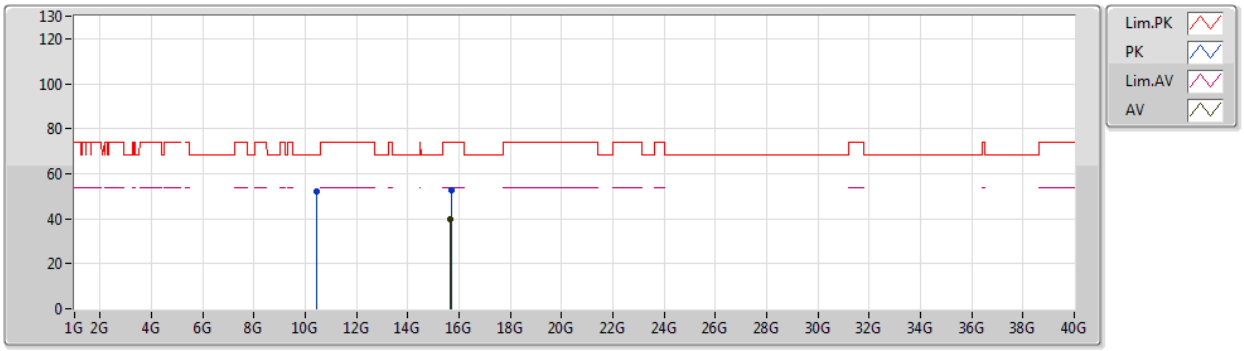

Type	Freq	Level	Limit	Margin	Factor	Dist	Condition	Azimuth	Height	Comment	Raw	AF	CL	PA
	(Hz)	(dBuV/m)	(dBuV/m)	(dB)	(dB)	(m)		(°)	(m)		(dBuV)	(dB)	(dB)	(dB)
AV	15.67986G	39.71	54.00	-14.29	-1.83	3	Vertical	45	2.29	-	41.54	38.28	13.03	53.14
PK	10.45856G	52.09	68.20	-16.11	-4.58	3	Vertical	204	1.49	-	56.67	39.50	10.35	54.43
PK	15.68424G	52.42	74.00	-21.58	-1.84	3	Vertical	45	2.29	-	54.26	38.27	13.04	53.15

802.11ax HEW40_Nss1,(MCS0)_1TX

5230MHz_TX

31/01/2020

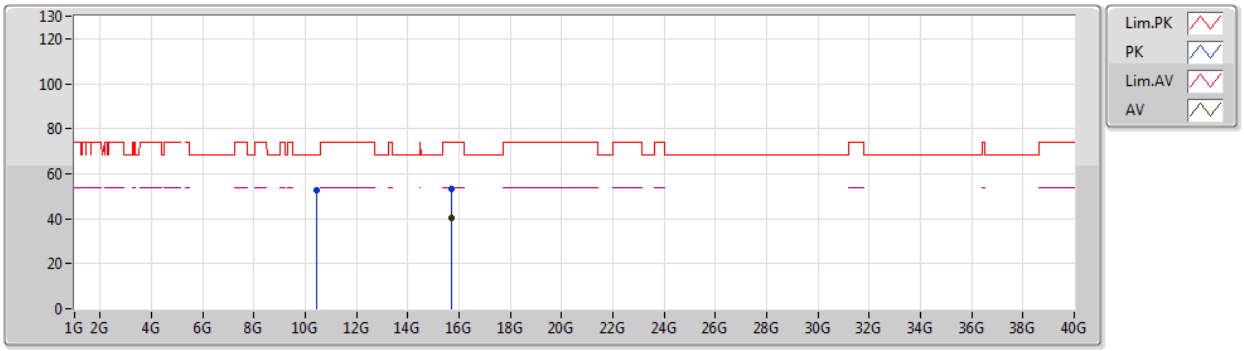

Type	Freq	Level	Limit	Margin	Factor	Dist	Condition	Azimuth	Height	Comment	Raw	AF	CL	PA
	(Hz)	(dBuV/m)	(dBuV/m)	(dB)	(dB)	(m)		(°)	(m)		(dBuV)	(dB)	(dB)	(dB)
AV	15.68358G	40.50	54.00	-13.50	-1.84	3	Horizontal	45	1.58	-	42.34	38.27	13.04	53.15
PK	10.46426G	52.42	68.20	-15.78	-4.58	3	Horizontal	261	2.15	-	57.00	39.50	10.35	54.43
PK	15.699G	53.05	74.00	-20.95	-1.89	3	Horizontal	45	1.58	-	54.94	38.21	13.06	53.16

802.11ax HEW40_Nss1,(MCS0)_1TX

5270MHz_TX

31/01/2020

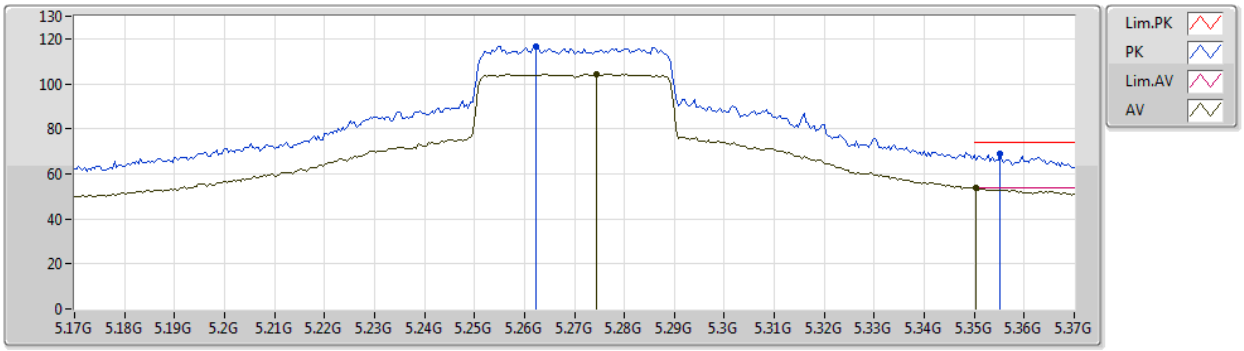

Type	Freq	Level	Limit	Margin	Factor	Dist	Condition	Azimuth	Height	Comment	Raw	AF	CL	PA
	(Hz)	(dBuV/m)	(dBuV/m)	(dB)	(dB)	(m)		(°)	(m)		(dBuV)	(dB)	(dB)	(dB)
AV	5.2744G	104.31	Inf	-Inf	5.14	3	Vertical	39	1.83	-	99.17	31.81	7.19	33.86
AV	5.3504G	53.77	54.00	-0.23	5.24	3	Vertical	39	1.83	-	48.53	31.84	7.29	33.89
PK	5.2624G	116.58	Inf	-Inf	5.12	3	Vertical	39	1.83	-	111.46	31.80	7.18	33.86
PK	5.3552G	68.91	74.00	-5.09	5.24	3	Vertical	39	1.83	-	63.67	31.84	7.29	33.89

802.11ax HEW40_Nss1,(MCS0)_1TX

5270MHz_TX

31/01/2020

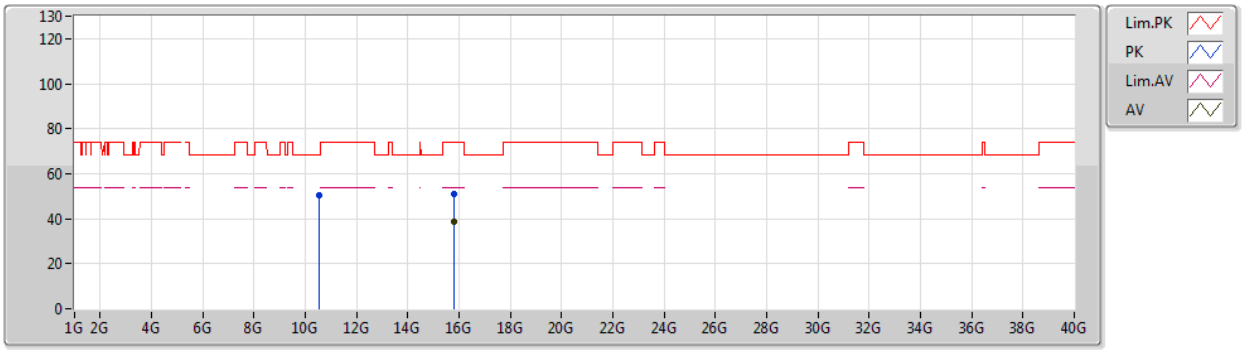

Type	Freq	Level	Limit	Margin	Factor	Dist	Condition	Azimuth	Height	Comment	Raw	AF	CL	PA
	(Hz)	(dBuV/m)	(dBuV/m)	(dB)	(dB)	(m)		(°)	(m)		(dBuV)	(dB)	(dB)	(dB)
AV	15.81666G	38.73	54.00	-15.27	-2.26	3	Vertical	44	1.48	-	40.99	37.78	13.25	53.29
PK	10.52986G	50.65	68.20	-17.55	-4.47	3	Vertical	352	1.49	-	55.12	39.59	10.36	54.42
PK	15.79722G	51.26	74.00	-22.74	-2.20	3	Vertical	44	1.48	-	53.46	37.85	13.22	53.27

802.11ax HEW40_Nss1,(MCS0)_1TX

5270MHz_TX

31/01/2020

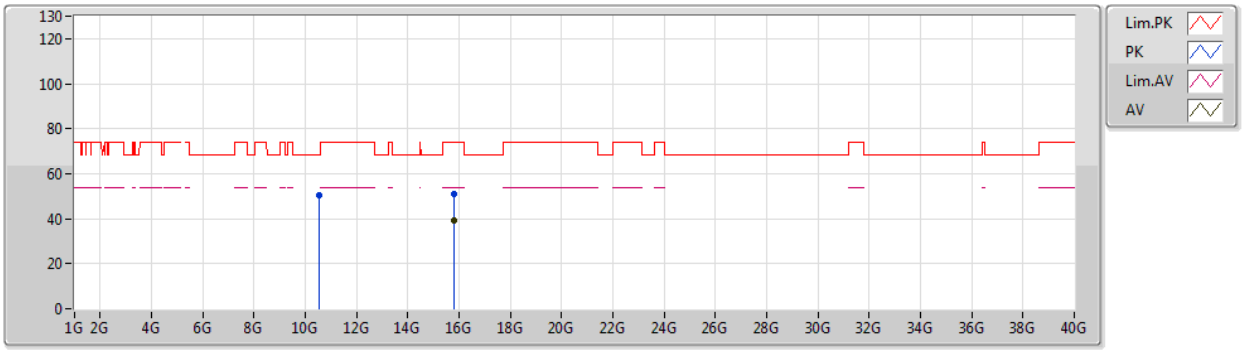

Type	Freq	Level	Limit	Margin	Factor	Dist	Condition	Azimuth	Height	Comment	Raw	AF	CL	PA
	(Hz)	(dBuV/m)	(dBuV/m)	(dB)	(dB)	(m)		(°)	(m)		(dBuV)	(dB)	(dB)	(dB)
AV	15.8154G	39.02	54.00	-14.98	-2.26	3	Horizontal	46	1.60	-	41.28	37.78	13.25	53.29
PK	10.53472G	50.41	68.20	-17.79	-4.46	3	Horizontal	152	1.01	-	54.87	39.60	10.36	54.42
PK	15.81498G	51.19	74.00	-22.81	-2.26	3	Horizontal	46	1.60	-	53.45	37.78	13.25	53.29

802.11ax HEW40_Nss1,(MCS0)_1TX

31/01/2020

5310MHz_TX

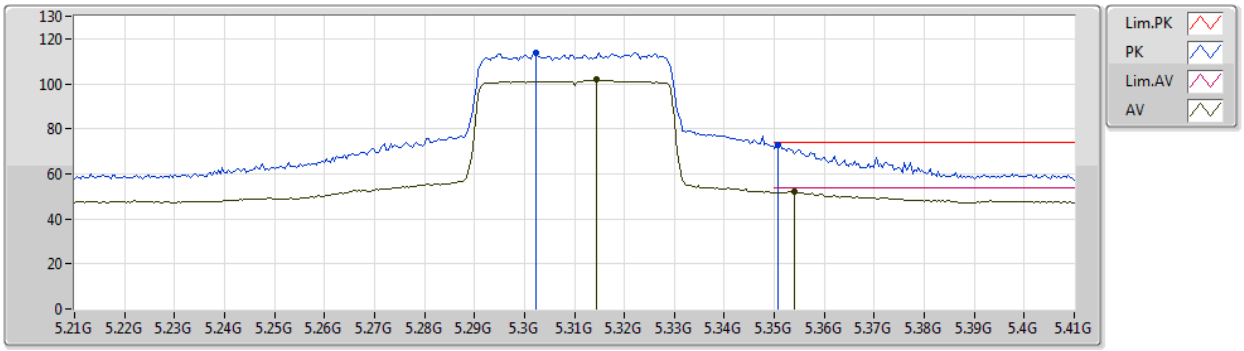

Type	Freq	Level	Limit	Margin	Factor	Dist	Condition	Azimuth	Height	Comment	Raw	AF	CL	PA
	(Hz)	(dBuV/m)	(dBuV/m)	(dB)	(dB)	(m)		(°)	(m)		(dBuV)	(dB)	(dB)	(dB)
AV	5.3144G	101.72	Inf	-Inf	5.20	3	Vertical	40	1.76	-	96.52	31.83	7.24	33.87
AV	5.354G	52.19	54.00	-1.81	5.24	3	Vertical	40	1.76	-	46.95	31.84	7.29	33.89
PK	5.3024G	113.72	Inf	-Inf	5.18	3	Vertical	40	1.76	-	108.54	31.82	7.23	33.87
PK	5.3508G	72.84	74.00	-1.16	5.24	3	Vertical	40	1.76	-	67.60	31.84	7.29	33.89

802.11ax HEW40_Nss1,(MCS0)_1TX

5310MHz_TX

31/01/2020

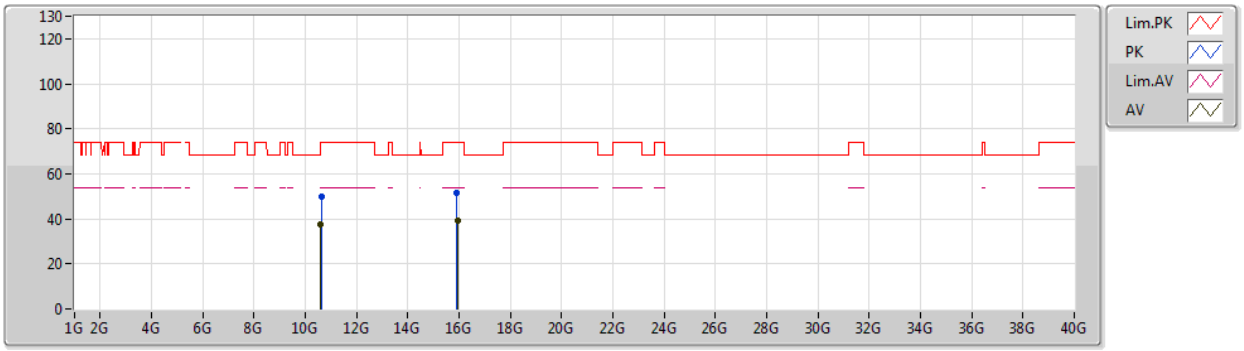

Type	Freq	Level	Limit	Margin	Factor	Dist	Condition	Azimuth	Height	Comment	Raw	AF	CL	PA
	(Hz)	(dBuV/m)	(dBuV/m)	(dB)	(dB)	(m)		(°)	(m)		(dBuV)	(dB)	(dB)	(dB)
AV	10.60788G	37.61	54.00	-16.39	-4.37	3	Vertical	50	1.49	-	41.98	39.69	10.37	54.43
AV	15.9387G	39.01	54.00	-14.99	-2.66	3	Vertical	223	1.47	-	41.67	37.33	13.44	53.43
PK	10.62312G	50.02	74.00	-23.98	-4.34	3	Vertical	50	1.49	-	54.36	39.71	10.38	54.43
PK	15.92442G	51.64	74.00	-22.36	-2.62	3	Vertical	223	1.47	-	54.26	37.38	13.42	53.42

802.11ax HEW40_Nss1,(MCS0)_1TX

5310MHz_TX

31/01/2020

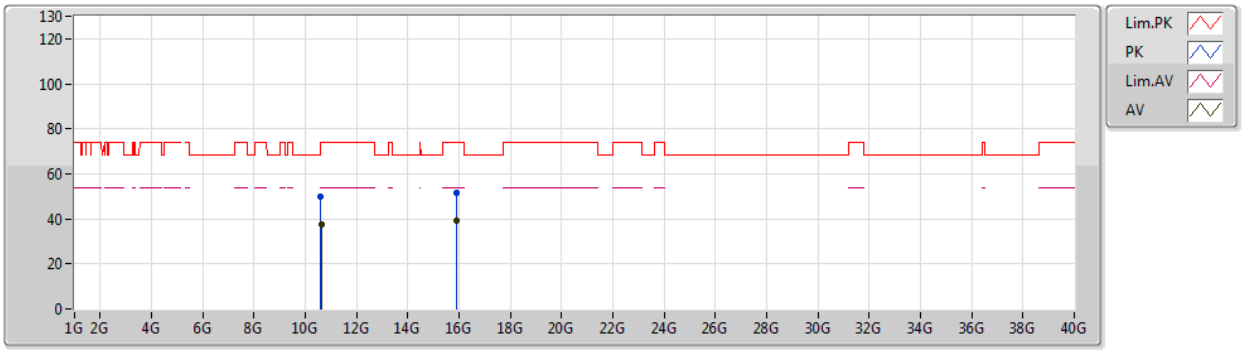

Type	Freq	Level	Limit	Margin	Factor	Dist	Condition	Azimuth	Height	Comment	Raw	AF	CL	PA
	(Hz)	(dBuV/m)	(dBuV/m)	(dB)	(dB)	(m)		(°)	(m)		(dBuV)	(dB)	(dB)	(dB)
AV	10.6173G	37.73	54.00	-16.27	-4.36	3	Horizontal	309	1.62	-	42.09	39.70	10.37	54.43
AV	15.91896G	39.03	54.00	-14.97	-2.60	3	Horizontal	269	1.49	-	41.63	37.40	13.41	53.41
PK	10.60788G	49.82	74.00	-24.18	-4.37	3	Horizontal	309	1.62	-	54.19	39.69	10.37	54.43
PK	15.92556G	51.45	74.00	-22.55	-2.62	3	Horizontal	269	1.49	-	54.07	37.38	13.42	53.42

802.11ax HEW40_Nss1,(MCS0)_1TX

31/01/2020

5510MHz_TX

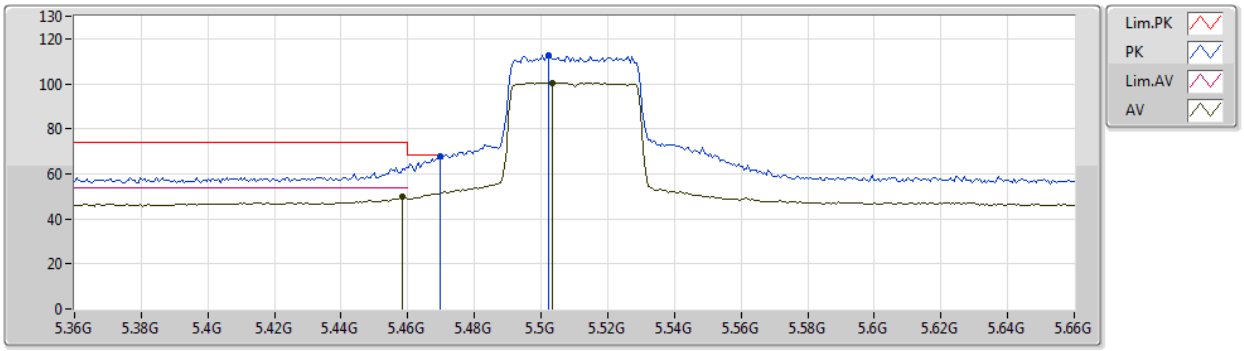

Type	Freq	Level	Limit	Margin	Factor	Dist	Condition	Azimuth	Height	Comment	Raw	AF	CL	PA
	(Hz)	(dBuV/m)	(dBuV/m)	(dB)	(dB)	(m)		(°)	(m)		(dBuV)	(dB)	(dB)	(dB)
AV	5.4584G	49.66	54.00	-4.34	5.39	3	Vertical	39	2.01	-	44.27	31.88	7.42	33.91
AV	5.5034G	100.58	Inf	-Inf	5.46	3	Vertical	39	2.01	-	95.12	31.90	7.48	33.92
PK	5.4698G	68.03	68.20	-0.17	5.42	3	Vertical	39	2.01	-	62.61	31.89	7.44	33.91
PK	5.5022G	112.83	Inf	-Inf	5.46	3	Vertical	39	2.01	-	107.37	31.90	7.48	33.92

802.11ax HEW40_Nss1,(MCS0)_1TX

5510MHz_TX

31/01/2020

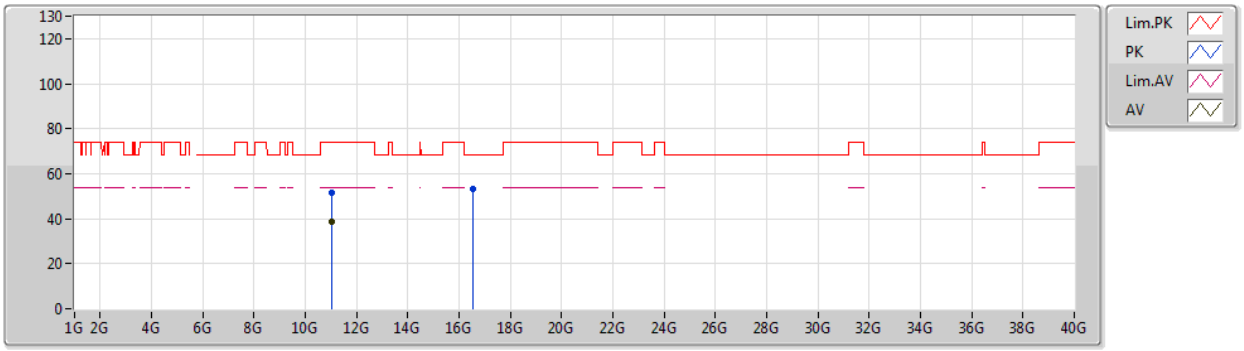

Type	Freq	Level	Limit	Margin	Factor	Dist	Condition	Azimuth	Height	Comment	Raw	AF	CL	PA
	(Hz)	(dBuV/m)	(dBuV/m)	(dB)	(dB)	(m)		(°)	(m)		(dBuV)	(dB)	(dB)	(dB)
AV	11.01256G	38.48	54.00	-15.52	-3.87	3	Vertical	186	1.48	-	42.35	40.18	10.45	54.50
PK	11.02582G	51.55	74.00	-22.45	-3.87	3	Vertical	186	1.48	-	55.42	40.17	10.46	54.50
PK	16.52736G	53.19	68.20	-15.01	0.08	3	Vertical	117	1.49	-	53.11	38.63	13.70	52.25

802.11ax HEW40_Nss1,(MCS0)_1TX

5510MHz_TX

31/01/2020

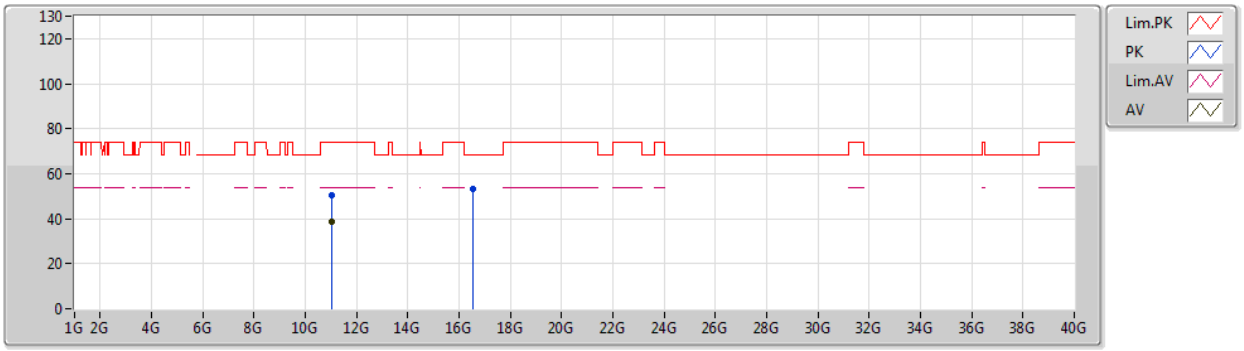

Type	Freq	Level	Limit	Margin	Factor	Dist	Condition	Azimuth	Height	Comment	Raw	AF	CL	PA
	(Hz)	(dBuV/m)	(dBuV/m)	(dB)	(dB)	(m)		(°)	(m)		(dBuV)	(dB)	(dB)	(dB)
AV	11.03146G	38.46	54.00	-15.54	-3.87	3	Horizontal	164	2.15	-	42.33	40.16	10.46	54.49
PK	11.0122G	50.35	74.00	-23.65	-3.86	3	Horizontal	164	2.15	-	54.21	40.19	10.45	54.50
PK	16.533G	53.23	68.20	-14.97	0.10	3	Horizontal	190	1.49	-	53.13	38.65	13.70	52.25

802.11ax HEW40_Nss1,(MCS0)_1TX

5550MHz_TX

31/01/2020

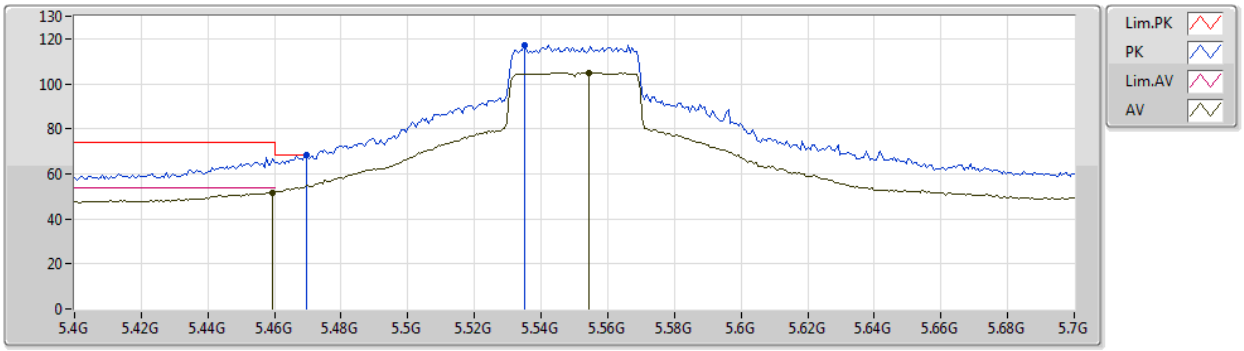

Type	Freq	Level	Limit	Margin	Factor	Dist	Condition	Azimuth	Height	Comment	Raw	AF	CL	PA
	(Hz)	(dBuV/m)	(dBuV/m)	(dB)	(dB)	(m)		(°)	(m)		(dBuV)	(dB)	(dB)	(dB)
AV	5.4594G	51.64	54.00	-2.36	5.40	3	Vertical	139	1.66	-	46.24	31.88	7.43	33.91
AV	5.5542G	104.92	Inf	-Inf	5.56	3	Vertical	139	1.66	-	99.36	31.98	7.51	33.93
PK	5.4696G	68.09	68.20	-0.11	5.42	3	Vertical	139	1.66	-	62.67	31.89	7.44	33.91
PK	5.535G	117.22	Inf	-Inf	5.52	3	Vertical	139	1.66	-	111.70	31.95	7.50	33.93

802.11ax HEW40_Nss1,(MCS0)_1TX

31/01/2020

5550MHz_TX

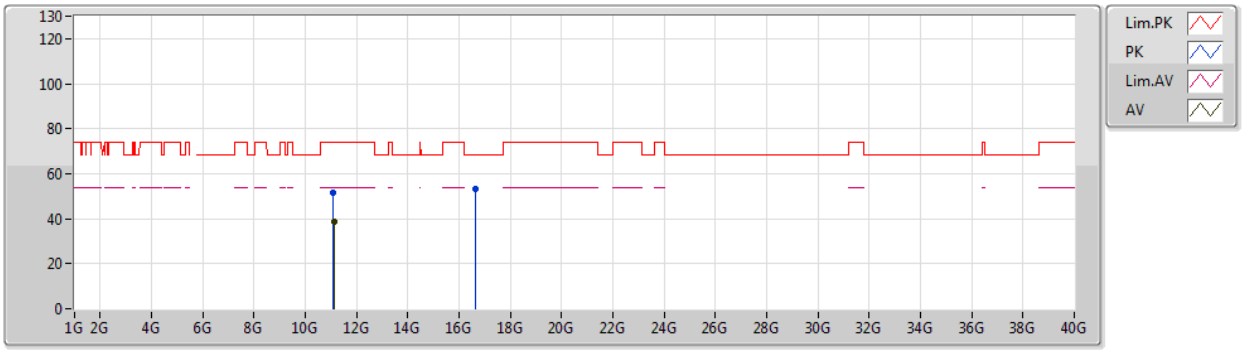

Type	Freq	Level	Limit	Margin	Factor	Dist	Condition	Azimuth	Height	Comment	Raw	AF	CL	PA
	(Hz)	(dBuV/m)	(dBuV/m)	(dB)	(dB)	(m)		(°)	(m)		(dBuV)	(dB)	(dB)	(dB)
AV	11.11116G	38.59	54.00	-15.41	-3.88	3	Vertical	304	1.48	-	42.47	40.07	10.50	54.45
PK	11.09832G	51.31	74.00	-22.69	-3.88	3	Vertical	304	1.48	-	55.19	40.08	10.49	54.45
PK	16.6575G	53.37	68.20	-14.83	0.42	3	Vertical	0	1.49	-	52.95	39.01	13.74	52.33

802.11ax HEW40_Nss1,(MCS0)_1TX

31/01/2020

5550MHz_TX

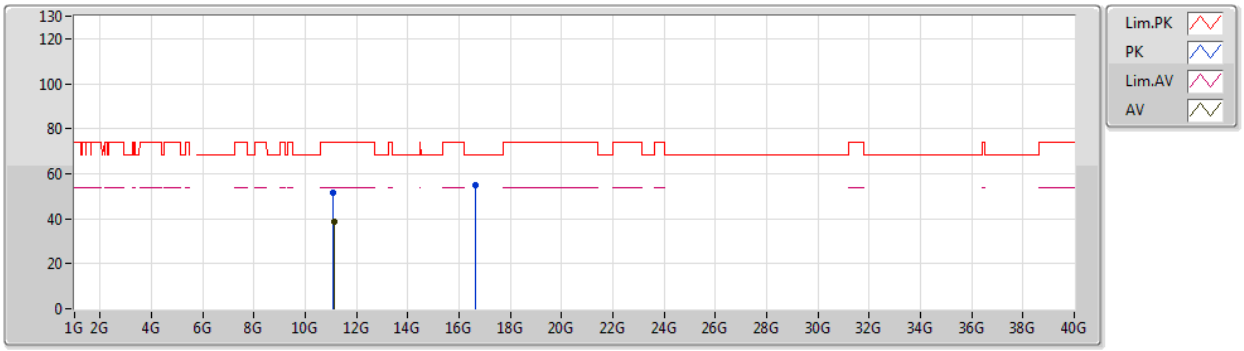

Type	Freq	Level	Limit	Margin	Factor	Dist	Condition	Azimuth	Height	Comment	Raw	AF	CL	PA
	(Hz)	(dBuV/m)	(dBuV/m)	(dB)	(dB)	(m)		(°)	(m)		(dBuV)	(dB)	(dB)	(dB)
AV	11.1147G	38.61	54.00	-15.39	-3.88	3	Horizontal	84	2.99	-	42.49	40.06	10.50	54.44
PK	11.10366G	51.38	74.00	-22.62	-3.88	3	Horizontal	84	2.99	-	55.26	40.08	10.49	54.45
PK	16.65936G	54.96	68.20	-13.24	0.42	3	Horizontal	301	1.49	-	54.54	39.01	13.74	52.33

802.11ax HEW40_Nss1,(MCS0)_1TX

31/01/2020

5670MHz_TX

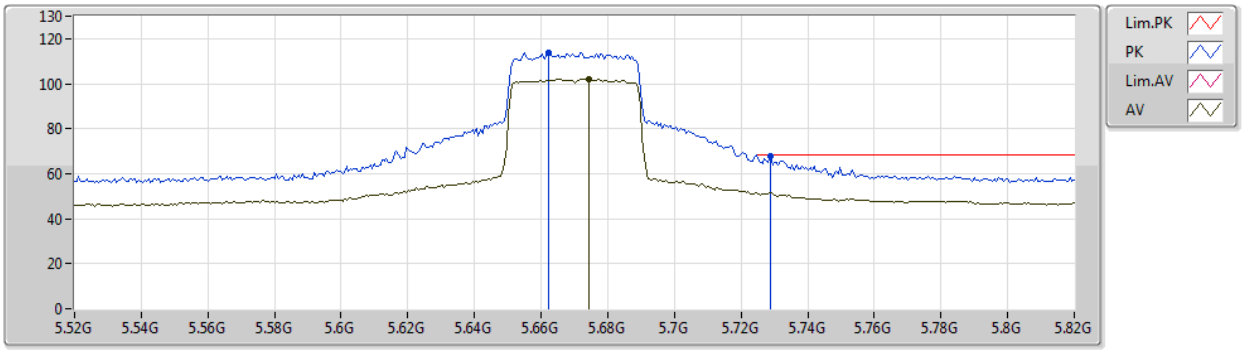

Type	Freq	Level	Limit	Margin	Factor	Dist	Condition	Azimuth	Height	Comment	Raw	AF	CL	PA
	(Hz)	(dBuV/m)	(dBuV/m)	(dB)	(dB)	(m)		(°)	(m)		(dBuV)	(dB)	(dB)	(dB)
AV	5.6742G	102.08	Inf	-Inf	5.78	3	Vertical	139	1.64	-	96.30	32.14	7.59	33.95
PK	5.6622G	114.02	Inf	-Inf	5.76	3	Vertical	139	1.64	-	108.26	32.13	7.58	33.95
PK	5.7288G	68.02	68.20	-0.18	5.88	3	Vertical	139	1.64	-	62.14	32.22	7.62	33.96

802.11ax HEW40_Nss1,(MCS0)_1TX

5670MHz_TX

31/01/2020

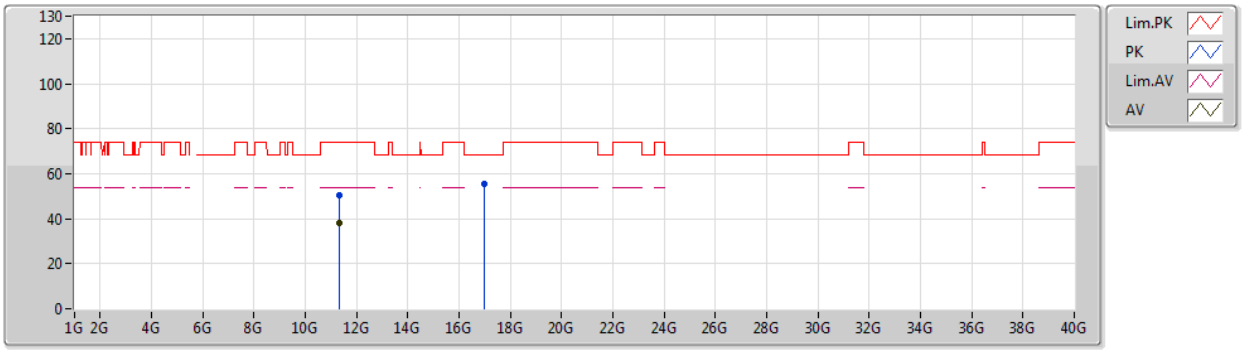

Type	Freq	Level	Limit	Margin	Factor	Dist	Condition	Azimuth	Height	Comment	Raw	AF	CL	PA
	(Hz)	(dBuV/m)	(dBuV/m)	(dB)	(dB)	(m)		(°)	(m)		(dBuV)	(dB)	(dB)	(dB)
AV	11.32584G	38.32	54.00	-15.68	-3.91	3	Vertical	295	1.49	-	42.23	39.81	10.60	54.32
PK	11.34462G	50.60	74.00	-23.40	-3.91	3	Vertical	295	1.49	-	54.51	39.79	10.61	54.31
PK	17.00004G	55.52	68.20	-12.68	1.31	3	Vertical	357	1.49	-	54.21	40.00	13.85	52.54

802.11ax HEW40_Nss1,(MCS0)_1TX

5670MHz_TX

31/01/2020

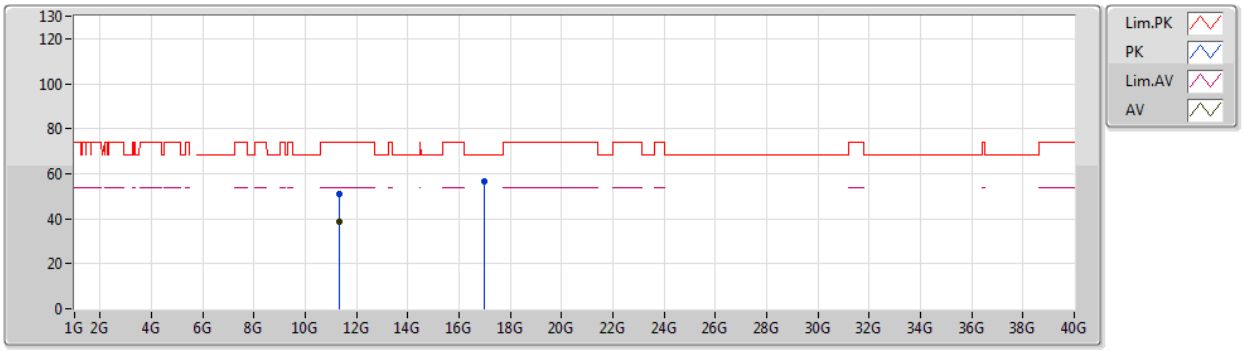

Type	Freq	Level	Limit	Margin	Factor	Dist	Condition	Azimuth	Height	Comment	Raw	AF	CL	PA
	(Hz)	(dBuV/m)	(dBuV/m)	(dB)	(dB)	(m)		(°)	(m)		(dBuV)	(dB)	(dB)	(dB)
AV	11.3316G	38.49	54.00	-15.51	-3.92	3	Horizontal	60	2.00	-	42.41	39.80	10.60	54.32
PK	11.3454G	50.80	74.00	-23.20	-3.91	3	Horizontal	60	2.00	-	54.71	39.79	10.61	54.31
PK	16.99866G	56.80	68.20	-11.40	1.30	3	Horizontal	27	1.38	-	55.50	40.00	13.84	52.54

802.11ax HEW40_Nss1,(MCS0)_1TX

31/01/2020

5710MHz Straddle 5.47-5.725GHz_TX

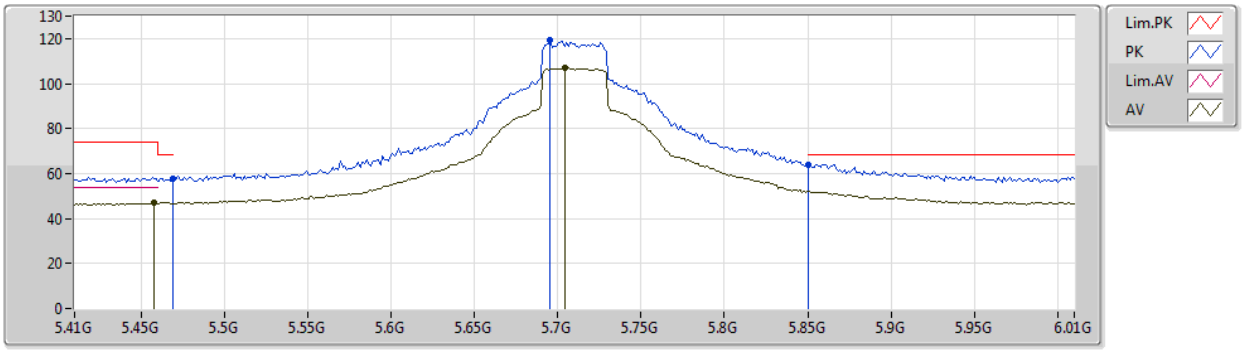

Type	Freq	Level	Limit	Margin	Factor	Dist	Condition	Azimuth	Height	Comment	Raw	AF	CL	PA
	(Hz)	(dBuV/m)	(dBuV/m)	(dB)	(dB)	(m)		(°)	(m)		(dBuV)	(dB)	(dB)	(dB)
AV	5.458G	46.93	54.00	-7.07	5.39	3	Vertical	247	1.69	-	41.54	31.88	7.42	33.91
AV	5.704G	107.14	Inf	-Inf	5.85	3	Vertical	247	1.69	-	101.29	32.19	7.61	33.95
PK	5.4688G	57.73	68.20	-10.47	5.42	3	Vertical	247	1.69	-	52.31	31.89	7.44	33.91
PK	5.6956G	119.40	Inf	-Inf	5.82	3	Vertical	247	1.69	-	113.58	32.17	7.60	33.95
PK	5.8504G	64.12	68.20	-4.08	6.11	3	Vertical	247	1.69	-	58.01	32.39	7.70	33.98

802.11ax HEW40_Nss1,(MCS0)_1TX

5710MHz Straddle 5.47-5.725GHz_TX

31/01/2020

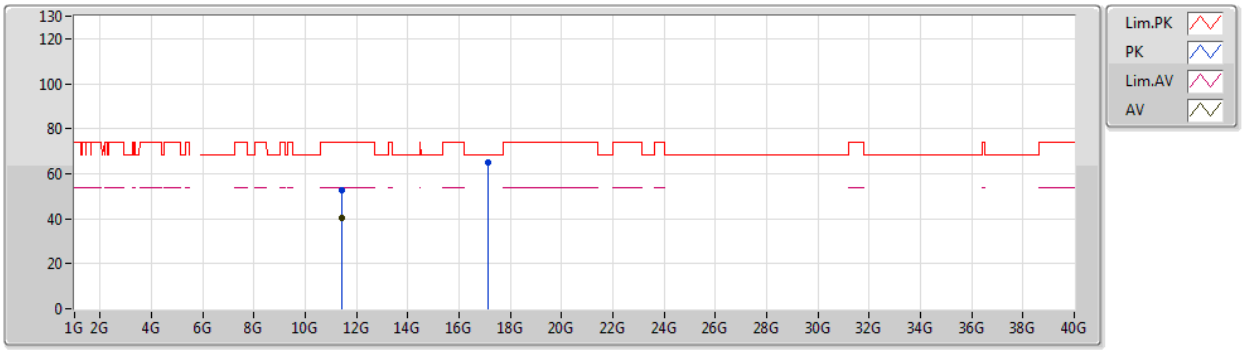

Type	Freq	Level	Limit	Margin	Factor	Dist	Condition	Azimuth	Height	Comment	Raw	AF	CL	PA
	(Hz)	(dBuV/m)	(dBuV/m)	(dB)	(dB)	(m)		(°)	(m)		(dBuV)	(dB)	(dB)	(dB)
AV	11.42546G	40.44	54.00	-13.56	-3.92	3	Vertical	340	1.61	-	44.36	39.69	10.65	54.26
PK	11.4236G	52.60	74.00	-21.40	-3.92	3	Vertical	340	1.61	-	56.52	39.69	10.65	54.26
PK	17.12628G	65.22	68.20	-2.98	2.09	3	Vertical	24	1.40	-	63.13	40.83	13.88	52.62

802.11ax HEW40_Nss1,(MCS0)_1TX

5710MHz Straddle 5.47-5.725GHz_TX

31/01/2020

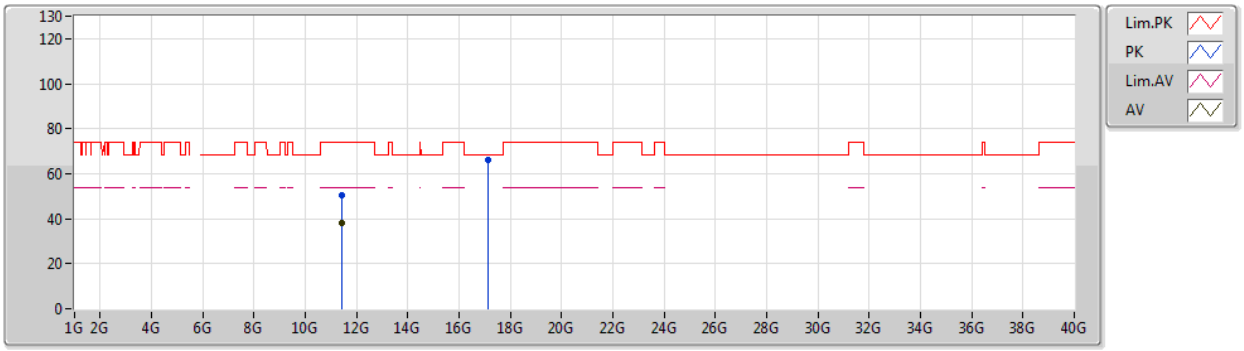

Type	Freq	Level	Limit	Margin	Factor	Dist	Condition	Azimuth	Height	Comment	Raw	AF	CL	PA
	(Hz)	(dBuV/m)	(dBuV/m)	(dB)	(dB)	(m)		(°)	(m)		(dBuV)	(dB)	(dB)	(dB)
AV	11.4302G	38.11	54.00	-15.89	-3.93	3	Horizontal	196	1.47	-	42.04	39.68	10.65	54.26
PK	11.4098G	50.17	74.00	-23.83	-3.92	3	Horizontal	196	1.47	-	54.09	39.71	10.64	54.27
PK	17.12934G	66.28	68.20	-1.92	2.11	3	Horizontal	27	1.43	-	64.17	40.85	13.88	52.62

802.11ax HEW40_Nss1,(MCS0)_1TX

5755MHz_TX

31/01/2020

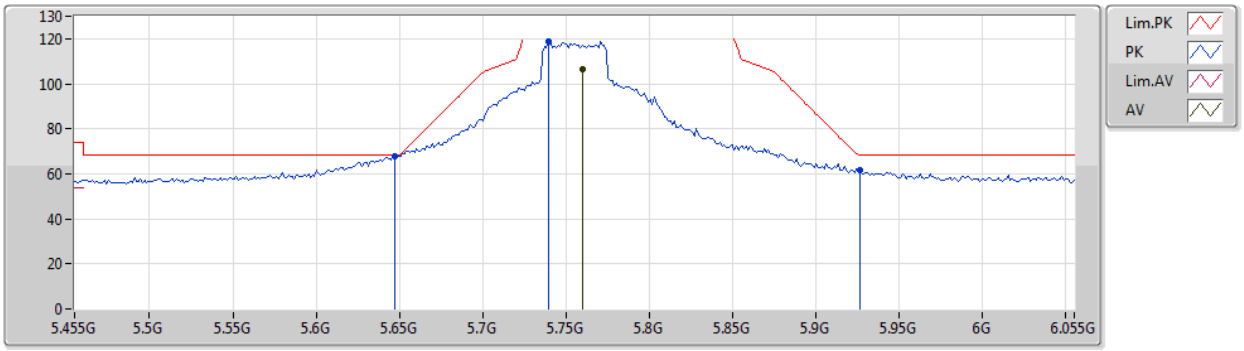

Type	Freq	Level	Limit	Margin	Factor	Dist	Condition	Azimuth	Height	Comment	Raw	AF	CL	PA
	(Hz)	(dBuV/m)	(dBuV/m)	(dB)	(dB)	(m)		(°)	(m)		(dBuV)	(dB)	(dB)	(dB)
AV	5.7598G	106.68	Inf	-Inf	5.94	3	Vertical	240	1.74	-	100.74	32.26	7.64	33.96
PK	5.647G	68.04	68.20	-0.16	5.74	3	Vertical	240	1.74	-	62.30	32.11	7.57	33.94
PK	5.7394G	119.03	Inf	-Inf	5.91	3	Vertical	240	1.74	-	113.12	32.24	7.63	33.96
PK	5.9266G	61.73	68.20	-6.47	6.26	3	Vertical	240	1.74	-	55.47	32.50	7.75	33.99

802.11ax HEW40_Nss1,(MCS0)_1TX

5755MHz_TX

31/01/2020

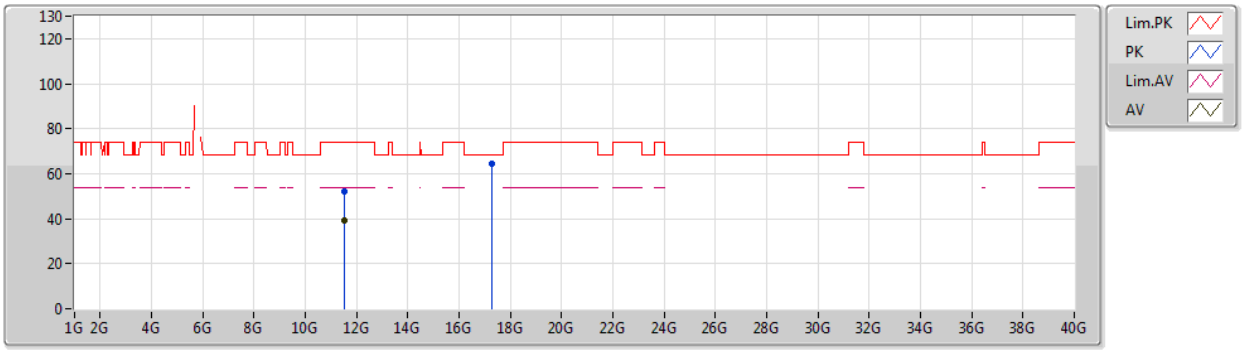

Type	Freq	Level	Limit	Margin	Factor	Dist	Condition	Azimuth	Height	Comment	Raw	AF	CL	PA
	(Hz)	(dBuV/m)	(dBuV/m)	(dB)	(dB)	(m)		(°)	(m)		(dBuV)	(dB)	(dB)	(dB)
AV	11.51834G	39.24	54.00	-14.76	-3.92	3	Vertical	340	1.96	-	43.16	39.58	10.70	54.20
PK	11.51756G	51.92	74.00	-22.08	-3.92	3	Vertical	340	1.96	-	55.84	39.58	10.70	54.20
PK	17.25666G	64.31	68.20	-3.89	2.90	3	Vertical	27	1.46	-	61.41	41.69	13.91	52.70

802.11ax HEW40_Nss1,(MCS0)_1TX

5755MHz_TX

31/01/2020

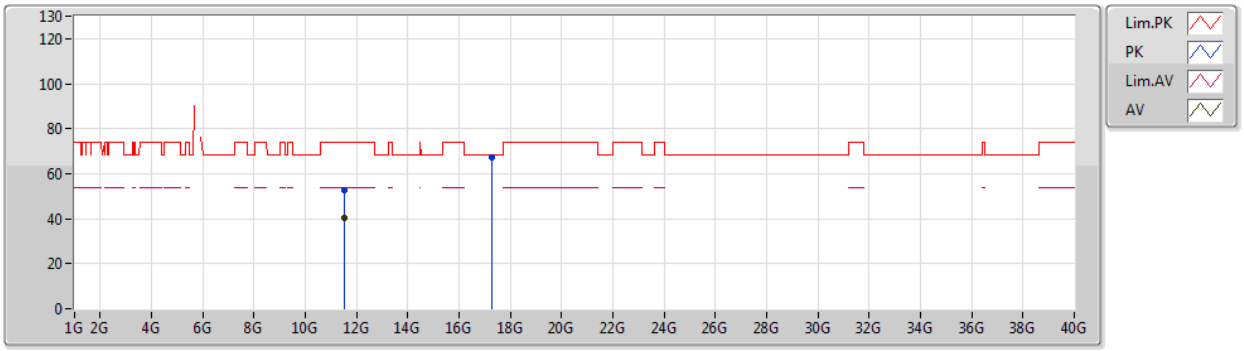

Type	Freq	Level	Limit	Margin	Factor	Dist	Condition	Azimuth	Height	Comment	Raw	AF	CL	PA
	(Hz)	(dBuV/m)	(dBuV/m)	(dB)	(dB)	(m)		(°)	(m)		(dBuV)	(dB)	(dB)	(dB)
AV	11.50988G	40.25	54.00	-13.75	-3.93	3	Horizontal	360	1.35	-	44.18	39.59	10.69	54.21
PK	11.51882G	52.51	74.00	-21.49	-3.92	3	Horizontal	360	1.35	-	56.43	39.58	10.70	54.20
PK	17.25678G	67.25	68.20	-0.95	2.90	3	Horizontal	28	1.43	-	64.35	41.69	13.91	52.70

802.11ax HEW40_Nss1,(MCS0)_1TX

31/01/2020

5795MHz_TX

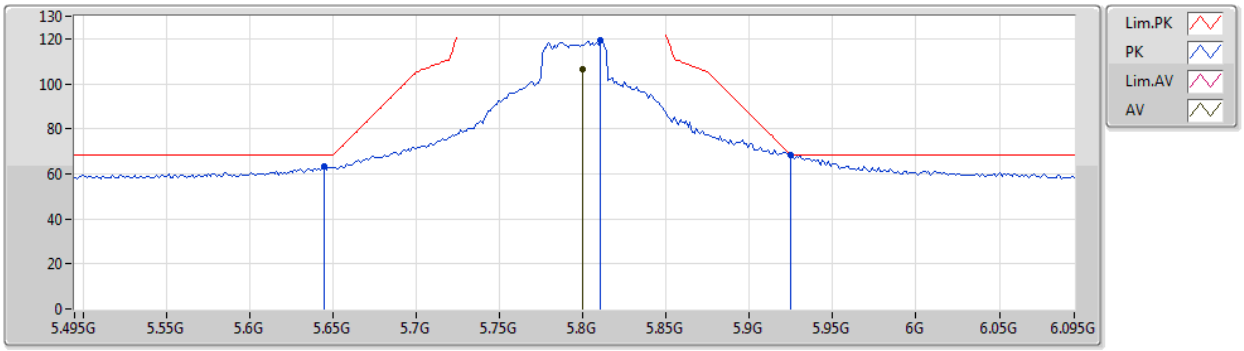

Type	Freq	Level	Limit	Margin	Factor	Dist	Condition	Azimuth	Height	Comment	Raw	AF	CL	PA
	(Hz)	(dBuV/m)	(dBuV/m)	(dB)	(dB)	(m)		(°)	(m)		(dBuV)	(dB)	(dB)	(dB)
AV	5.7998G	106.73	Inf	-Inf	6.02	3	Vertical	44	1.77	-	100.71	32.32	7.67	33.97
PK	5.645G	63.13	68.20	-5.07	5.73	3	Vertical	44	1.77	-	57.40	32.10	7.57	33.94
PK	5.8106G	119.45	Inf	-Inf	6.04	3	Vertical	44	1.77	-	113.41	32.33	7.68	33.97
PK	5.9246G	68.36	68.50	-0.14	6.26	3	Vertical	44	1.77	-	62.10	32.49	7.75	33.98

802.11ax HEW40_Nss1,(MCS0)_1TX

5795MHz_TX

31/01/2020

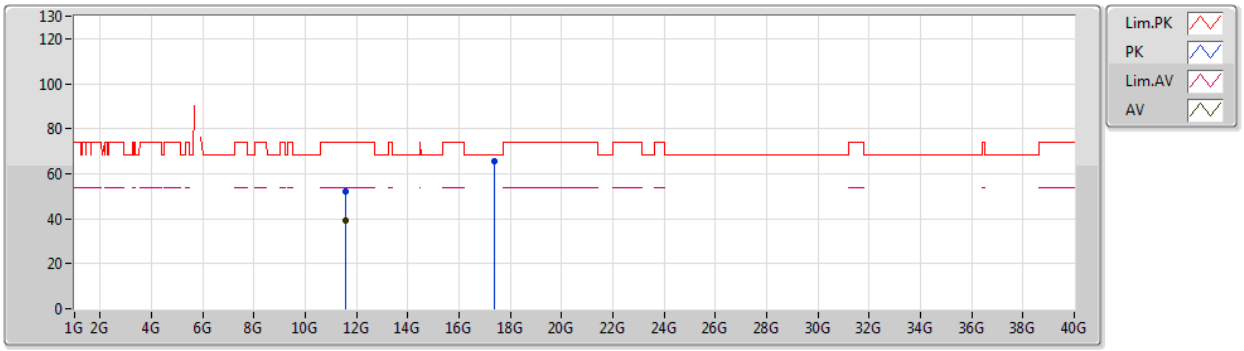

Type	Freq	Level	Limit	Margin	Factor	Dist	Condition	Azimuth	Height	Comment	Raw	AF	CL	PA
	(Hz)	(dBuV/m)	(dBuV/m)	(dB)	(dB)	(m)		(°)	(m)		(dBuV)	(dB)	(dB)	(dB)
AV	11.58418G	39.47	54.00	-14.53	-3.90	3	Vertical	84	1.49	-	43.37	39.50	10.73	54.13
PK	11.59192G	52.06	74.00	-21.94	-3.90	3	Vertical	84	1.49	-	55.96	39.49	10.73	54.12
PK	17.39136G	65.37	68.20	-2.83	3.74	3	Vertical	29	1.46	-	61.63	42.58	13.95	52.79

802.11ax HEW40_Nss1,(MCS0)_1TX

31/01/2020

5795MHz_TX

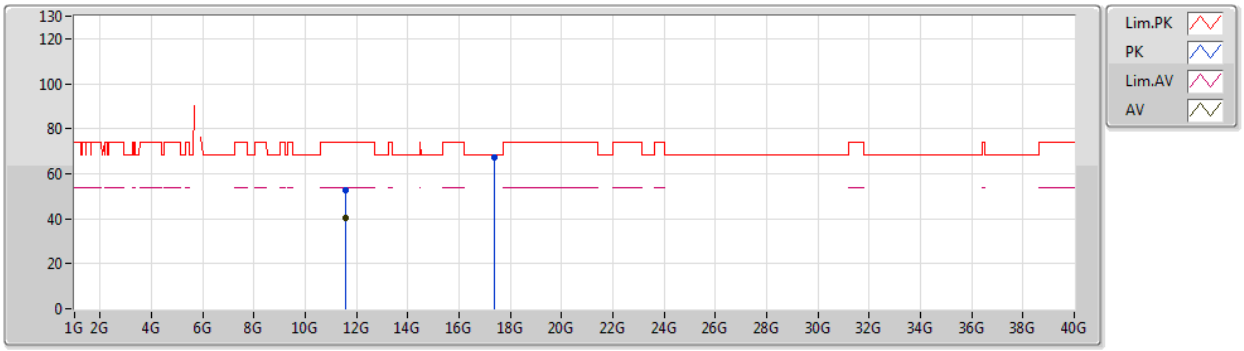

Type	Freq	Level	Limit	Margin	Factor	Dist	Condition	Azimuth	Height	Comment	Raw	AF	CL	PA
	(Hz)	(dBuV/m)	(dBuV/m)	(dB)	(dB)	(m)		(°)	(m)		(dBuV)	(dB)	(dB)	(dB)
AV	11.58814G	40.61	54.00	-13.39	-3.90	3	Horizontal	319	1.73	-	44.51	39.49	10.73	54.12
PK	11.57752G	52.54	74.00	-21.46	-3.91	3	Horizontal	319	1.73	-	56.45	39.51	10.72	54.14
PK	17.37048G	67.06	68.20	-1.14	3.61	3	Horizontal	29	1.42	-	63.45	42.45	13.94	52.78

802.11ax HEW80_Nss1,(MCS0)_1TX

5210MHz_TX

31/01/2020

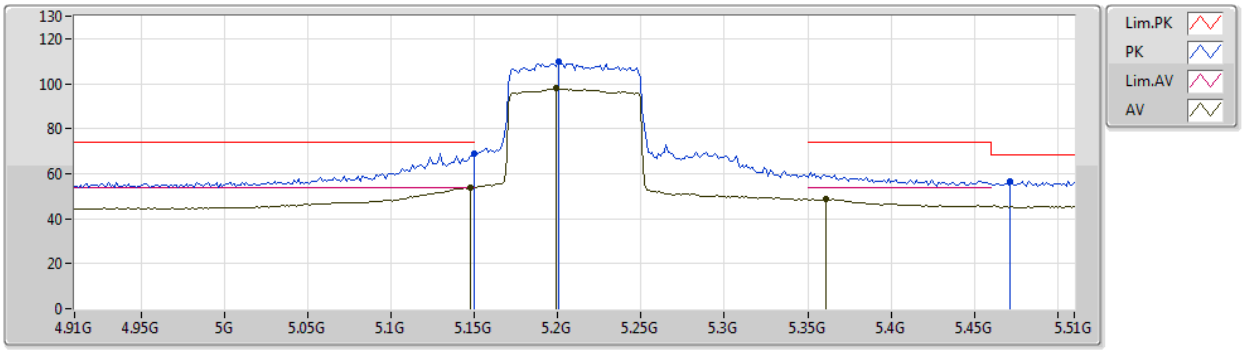

Type	Freq	Level	Limit	Margin	Factor	Dist	Condition	Azimuth	Height	Comment	Raw	AF	CL	PA
	(Hz)	(dBuV/m)	(dBuV/m)	(dB)	(dB)	(m)		(°)	(m)		(dBuV)	(dB)	(dB)	(dB)
AV	5.1476G	53.89	54.00	-0.11	4.96	3	Vertical	39	1.72	-	48.93	31.76	7.03	33.83
AV	5.1992G	97.79	Inf	-Inf	5.03	3	Vertical	39	1.72	-	92.76	31.78	7.10	33.85
AV	5.3612G	49.00	54.00	-5.00	5.25	3	Vertical	39	1.72	-	43.75	31.84	7.30	33.89
PK	5.15G	69.17	74.00	-4.83	4.97	3	Vertical	39	1.72	-	64.20	31.76	7.04	33.83
PK	5.2004G	109.59	Inf	-Inf	5.03	3	Vertical	39	1.72	-	104.56	31.78	7.10	33.85
PK	5.4716G	56.62	68.20	-11.58	5.42	3	Vertical	39	1.72	-	51.20	31.89	7.44	33.91

802.11ax HEW80_Nss1,(MCS0)_1TX

5210MHz_TX

31/01/2020

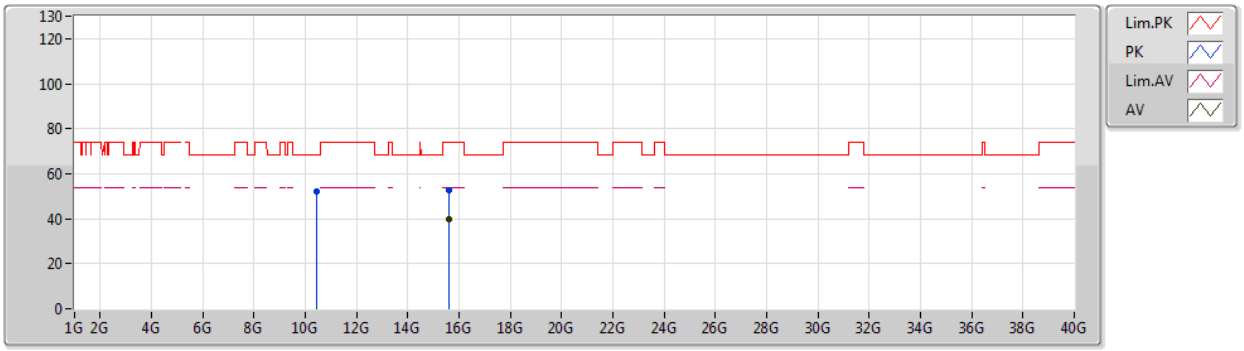

Type	Freq	Level	Limit	Margin	Factor	Dist	Condition	Azimuth	Height	Comment	Raw	AF	CL	PA
	(Hz)	(dBuV/m)	(dBuV/m)	(dB)	(dB)	(m)		(°)	(m)		(dBuV)	(dB)	(dB)	(dB)
AV	15.62316G	39.73	54.00	-14.27	-1.65	3	Vertical	34	2.03	-	41.38	38.49	12.94	53.08
PK	10.43464G	52.15	68.20	-16.05	-4.63	3	Vertical	179	1.49	-	56.78	39.47	10.34	54.44
PK	15.62334G	52.67	74.00	-21.33	-1.64	3	Vertical	34	2.03	-	54.31	38.49	12.95	53.08

802.11ax HEW80_Nss1,(MCS0)_1TX

5210MHz_TX

31/01/2020

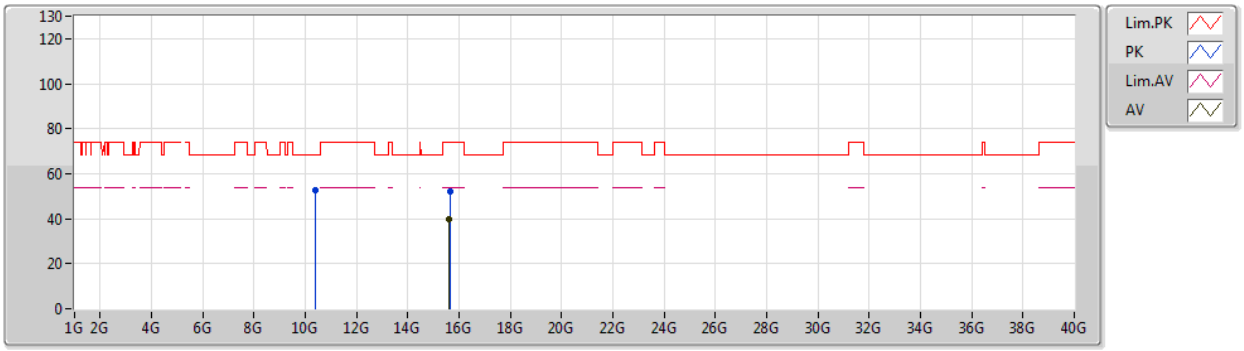

Type	Freq	Level	Limit	Margin	Factor	Dist	Condition	Azimuth	Height	Comment	Raw	AF	CL	PA
	(Hz)	(dBuV/m)	(dBuV/m)	(dB)	(dB)	(m)		(°)	(m)		(dBuV)	(dB)	(dB)	(dB)
AV	15.62598G	39.63	54.00	-14.37	-1.65	3	Horizontal	89	1.49	-	41.28	38.48	12.95	53.08
PK	10.4143G	52.73	68.20	-15.47	-4.67	3	Horizontal	79	2.36	-	57.40	39.44	10.34	54.45
PK	15.63414G	52.03	74.00	-21.97	-1.68	3	Horizontal	89	1.49	-	53.71	38.45	12.96	53.09

802.11ax HEW80_Nss1,(MCS0)_1TX

5290MHz_TX

31/01/2020

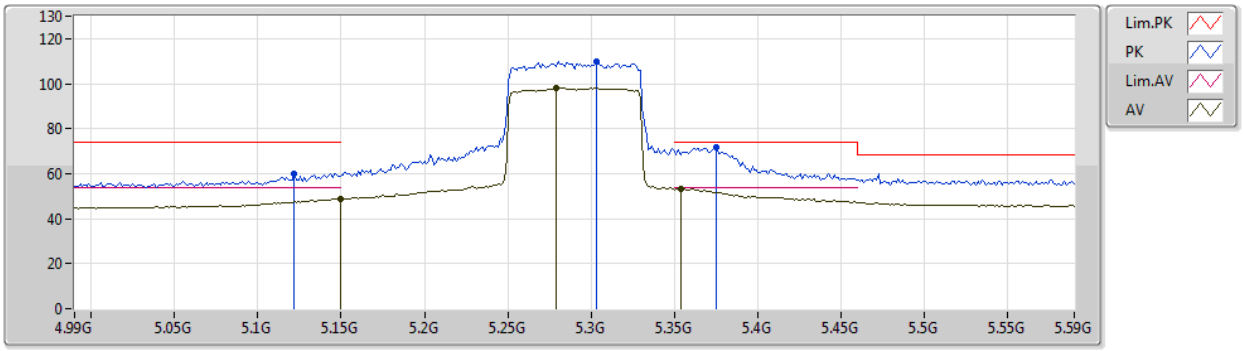

Type	Freq	Level	Limit	Margin	Factor	Dist	Condition	Azimuth	Height	Comment	Raw	AF	CL	PA
	(Hz)	(dBuV/m)	(dBuV/m)	(dB)	(dB)	(m)		(°)	(m)		(dBuV)	(dB)	(dB)	(dB)
AV	5.1496G	48.98	54.00	-5.02	4.97	3	Vertical	38	1.85	-	44.01	31.76	7.04	33.83
AV	5.2792G	98.01	Inf	-Inf	5.14	3	Vertical	38	1.85	-	92.87	31.81	7.20	33.87
AV	5.3536G	53.37	54.00	-0.63	5.24	3	Vertical	38	1.85	-	48.13	31.84	7.29	33.89
PK	5.122G	60.02	74.00	-13.98	4.92	3	Vertical	38	1.85	-	55.10	31.75	7.00	33.83
PK	5.3032G	109.91	Inf	-Inf	5.18	3	Vertical	38	1.85	-	104.73	31.82	7.23	33.87
PK	5.3752G	71.53	74.00	-2.47	5.28	3	Vertical	38	1.85	-	66.25	31.85	7.32	33.89

802.11ax HEW80_Nss1,(MCS0)_1TX

5290MHz_TX

31/01/2020

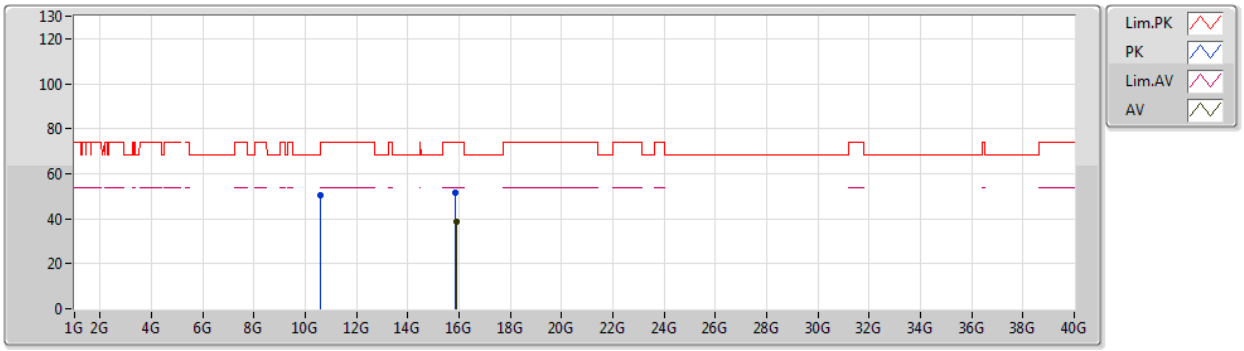

Type	Freq	Level	Limit	Margin	Factor	Dist	Condition	Azimuth	Height	Comment	Raw	AF	CL	PA
	(Hz)	(dBuV/m)	(dBuV/m)	(dB)	(dB)	(m)		(°)	(m)		(dBuV)	(dB)	(dB)	(dB)
AV	15.882G	38.62	54.00	-15.38	-2.48	3	Vertical	356	1.49	-	41.10	37.54	13.35	53.37
PK	10.58006G	50.33	68.20	-17.87	-4.41	3	Vertical	6	1.48	-	54.74	39.65	10.37	54.43
PK	15.86844G	51.68	74.00	-22.32	-2.43	3	Vertical	356	1.49	-	54.11	37.59	13.33	53.35

802.11ax HEW80_Nss1,(MCS0)_1TX

5290MHz_TX

31/01/2020

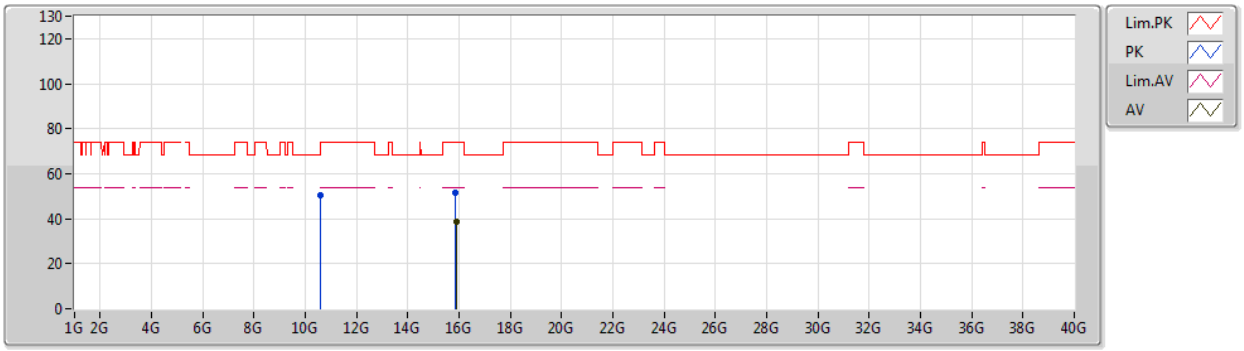

Type	Freq	Level	Limit	Margin	Factor	Dist	Condition	Azimuth	Height	Comment	Raw	AF	CL	PA
	(Hz)	(dBuV/m)	(dBuV/m)	(dB)	(dB)	(m)		(°)	(m)		(dBuV)	(dB)	(dB)	(dB)
AV	15.87918G	38.69	54.00	-15.31	-2.46	3	Horizontal	215	2.96	-	41.15	37.55	13.35	53.36
PK	10.56584G	50.47	68.20	-17.73	-4.42	3	Horizontal	84	2.78	-	54.89	39.64	10.36	54.42
PK	15.87282G	51.41	74.00	-22.59	-2.45	3	Horizontal	215	2.96	-	53.86	37.57	13.34	53.36

802.11ax HEW80_Nss1,(MCS0)_1TX

5530MHz_TX

31/01/2020

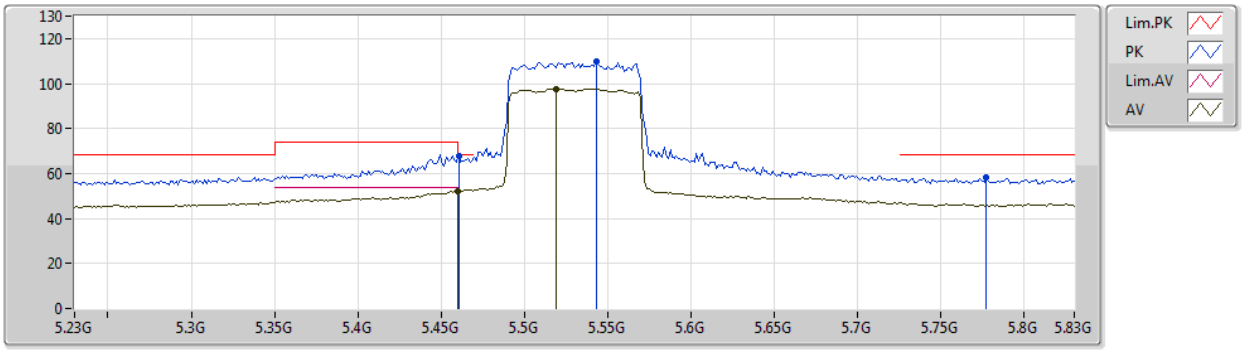

Type	Freq	Level	Limit	Margin	Factor	Dist	Condition	Azimuth	Height	Comment	Raw	AF	CL	PA
	(Hz)	(dBuV/m)	(dBuV/m)	(dB)	(dB)	(m)		(°)	(m)		(dBuV)	(dB)	(dB)	(dB)
AV	5.46G	52.39	54.00	-1.61	5.40	3	Vertical	42	1.85	-	46.99	31.88	7.43	33.91
AV	5.5192G	97.78	Inf	-Inf	5.50	3	Vertical	42	1.85	-	92.28	31.93	7.49	33.92
PK	5.4604G	67.96	68.20	-0.24	5.40	3	Vertical	42	1.85	-	62.56	31.88	7.43	33.91
PK	5.5432G	109.88	Inf	-Inf	5.53	3	Vertical	42	1.85	-	104.35	31.96	7.50	33.93
PK	5.7772G	58.08	68.20	-10.12	5.97	3	Vertical	42	1.85	-	52.11	32.29	7.65	33.97

802.11ax HEW80_Nss1,(MCS0)_1TX

5530MHz_TX

31/01/2020

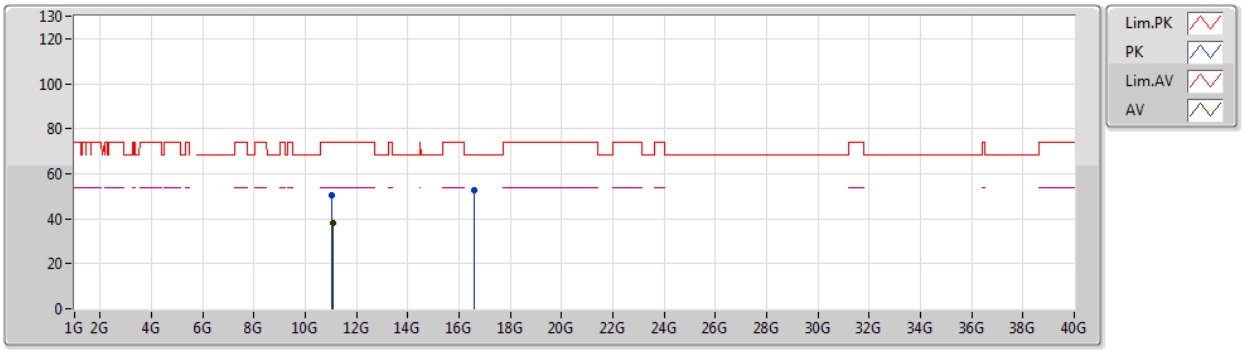

Type	Freq	Level	Limit	Margin	Factor	Dist	Condition	Azimuth	Height	Comment	Raw	AF	CL	PA
	(Hz)	(dBuV/m)	(dBuV/m)	(dB)	(dB)	(m)		(°)	(m)		(dBuV)	(dB)	(dB)	(dB)
AV	11.06294G	38.22	54.00	-15.78	-3.88	3	Vertical	237	1.86	-	42.10	40.12	10.47	54.47
PK	11.04692G	50.43	74.00	-23.57	-3.87	3	Vertical	237	1.86	-	54.30	40.14	10.47	54.48
PK	16.60182G	52.74	68.20	-15.46	0.28	3	Vertical	123	1.95	-	52.46	38.85	13.72	52.29

802.11ax HEW80_Nss1,(MCS0)_1TX

5530MHz_TX

31/01/2020

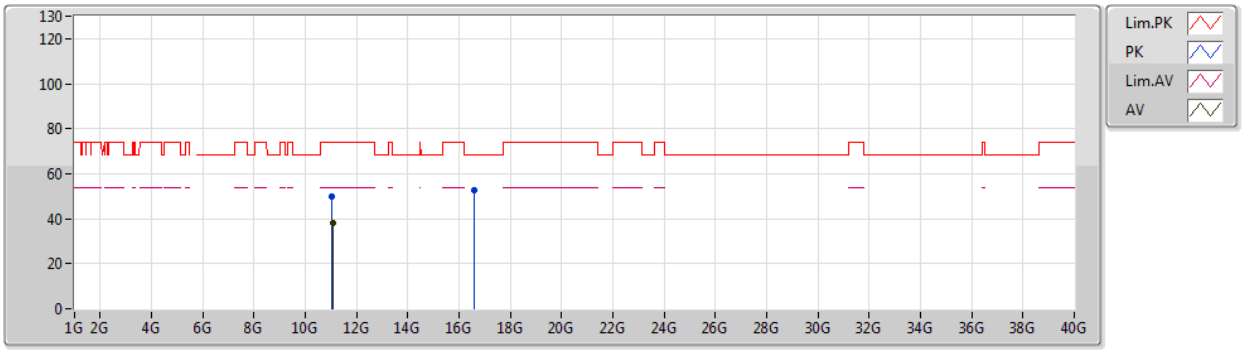

Type	Freq	Level	Limit	Margin	Factor	Dist	Condition	Azimuth	Height	Comment	Raw	AF	CL	PA
	(Hz)	(dBuV/m)	(dBuV/m)	(dB)	(dB)	(m)		(°)	(m)		(dBuV)	(dB)	(dB)	(dB)
AV	11.06096G	38.21	54.00	-15.79	-3.87	3	Horizontal	308	2.63	-	42.08	40.13	10.47	54.47
PK	11.04536G	50.14	74.00	-23.86	-3.86	3	Horizontal	308	2.63	-	54.00	40.15	10.47	54.48
PK	16.57674G	52.70	68.20	-15.50	0.20	3	Horizontal	22	0.99	-	52.50	38.77	13.71	52.28

802.11ax HEW80_Nss1,(MCS0)_1TX

5610MHz_TX

31/01/2020

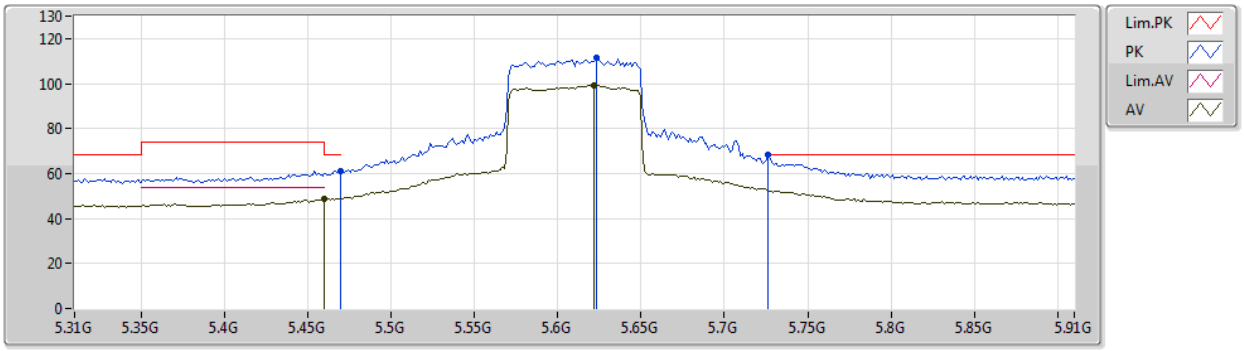

Type	Freq	Level	Limit	Margin	Factor	Dist	Condition	Azimuth	Height	Comment	Raw	AF	CL	PA
	(Hz)	(dBuV/m)	(dBuV/m)	(dB)	(dB)	(m)		(°)	(m)		(dBuV)	(dB)	(dB)	(dB)
AV	5.46G	48.47	54.00	-5.53	5.40	3	Vertical	135	1.72	-	43.07	31.88	7.43	33.91
AV	5.622G	99.21	Inf	-Inf	5.68	3	Vertical	135	1.72	-	93.53	32.07	7.55	33.94
PK	5.4696G	61.16	68.20	-7.04	5.42	3	Vertical	135	1.72	-	55.74	31.89	7.44	33.91
PK	5.6232G	111.58	Inf	-Inf	5.69	3	Vertical	135	1.72	-	105.89	32.07	7.56	33.94
PK	5.7264G	68.14	68.20	-0.06	5.88	3	Vertical	135	1.72	-	62.26	32.22	7.62	33.96

802.11ax HEW80_Nss1,(MCS0)_1TX

5610MHz_TX

31/01/2020

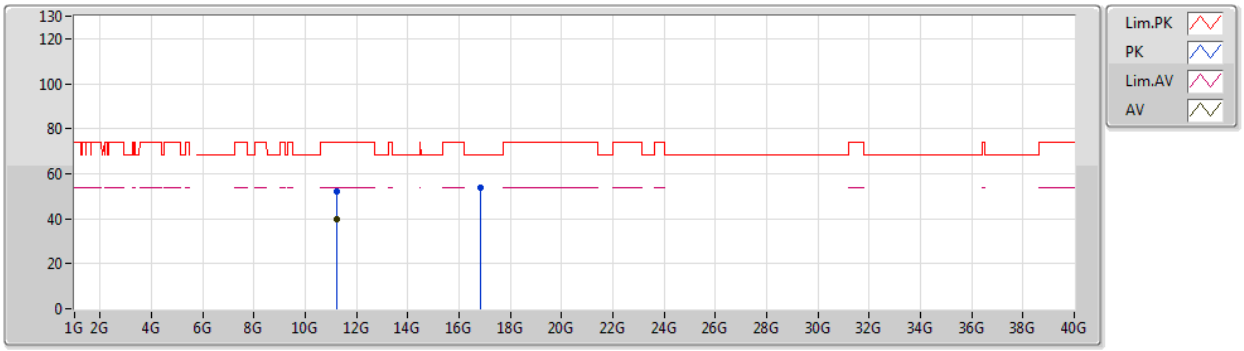

Type	Freq	Level	Limit	Margin	Factor	Dist	Condition	Azimuth	Height	Comment	Raw	AF	CL	PA
	(Hz)	(dBuV/m)	(dBuV/m)	(dB)	(dB)	(m)		(°)	(m)		(dBuV)	(dB)	(dB)	(dB)
AV	11.21394G	40.02	54.00	-13.98	-3.90	3	Vertical	230	1.49	-	43.92	39.94	10.55	54.39
PK	11.21076G	52.15	74.00	-21.85	-3.89	3	Vertical	230	1.49	-	56.04	39.95	10.55	54.39
PK	16.83894G	53.98	68.20	-14.22	0.89	3	Vertical	300	1.48	-	53.09	39.53	13.80	52.44

802.11ax HEW80_Nss1,(MCS0)_1TX

5610MHz_TX

31/01/2020

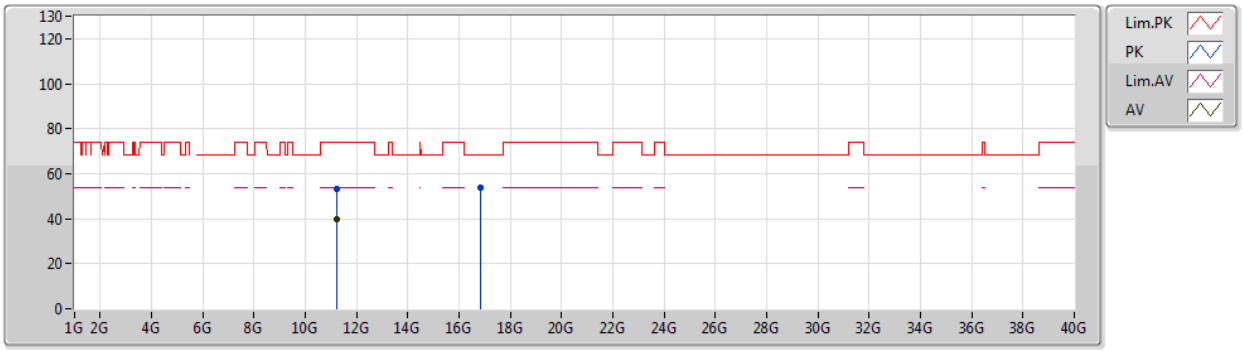

Type	Freq	Level	Limit	Margin	Factor	Dist	Condition	Azimuth	Height	Comment	Raw	AF	CL	PA
	(Hz)	(dBuV/m)	(dBuV/m)	(dB)	(dB)	(m)		(°)	(m)		(dBuV)	(dB)	(dB)	(dB)
AV	11.20614G	39.91	54.00	-14.09	-3.90	3	Horizontal	197	1.20	-	43.81	39.95	10.54	54.39
PK	11.21178G	53.26	74.00	-20.74	-3.89	3	Horizontal	197	1.20	-	57.15	39.95	10.55	54.39
PK	16.82628G	54.07	68.20	-14.13	0.86	3	Horizontal	304	1.49	-	53.21	39.50	13.79	52.43

802.11ax HEW80_Nss1,(MCS0)_1TX

31/01/2020

5690MHz Straddle 5.47-5.725GHz_TX

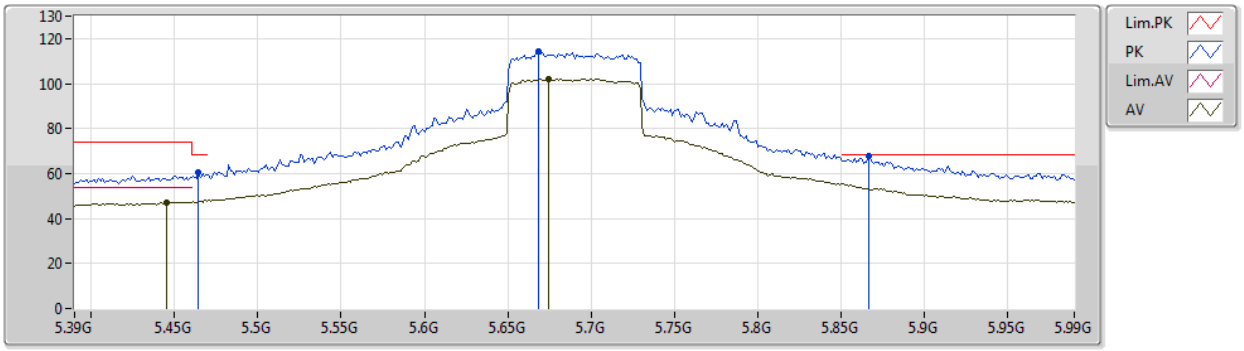

Type	Freq	Level	Limit	Margin	Factor	Dist	Condition	Azimuth	Height	Comment	Raw	AF	CL	PA
	(Hz)	(dBuV/m)	(dBuV/m)	(dB)	(dB)	(m)		(°)	(m)		(dBuV)	(dB)	(dB)	(dB)
AV	5.4452G	47.30	54.00	-6.70	5.38	3	Vertical	139	1.69	-	41.92	31.88	7.41	33.91
AV	5.6744G	102.03	Inf	-Inf	5.78	3	Vertical	139	1.69	-	96.25	32.14	7.59	33.95
PK	5.4644G	60.28	68.20	-7.92	5.41	3	Vertical	139	1.69	-	54.87	31.89	7.43	33.91
PK	5.6684G	114.25	Inf	-Inf	5.77	3	Vertical	139	1.69	-	108.48	32.14	7.58	33.95
PK	5.8664G	67.75	68.20	-0.45	6.14	3	Vertical	139	1.69	-	61.61	32.41	7.71	33.98

802.11ax HEW80_Nss1,(MCS0)_1TX

5690MHz Straddle 5.47-5.725GHz_TX

31/01/2020

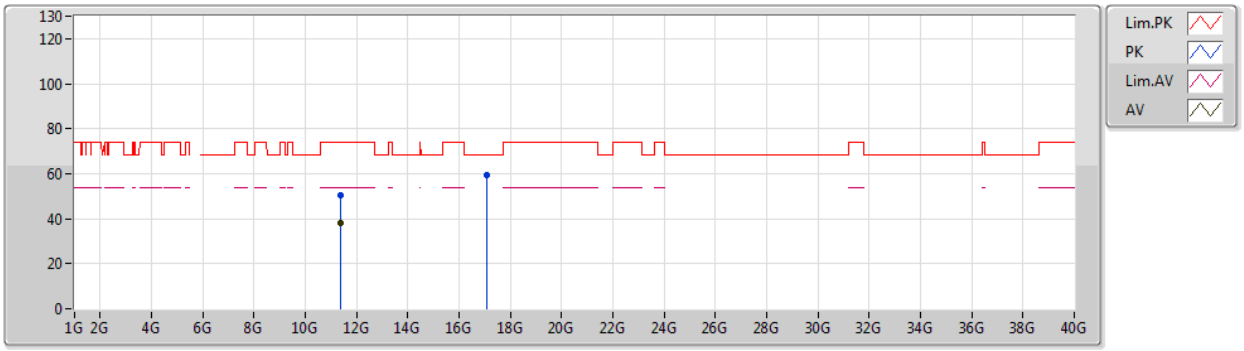

Type	Freq	Level	Limit	Margin	Factor	Dist	Condition	Azimuth	Height	Comment	Raw	AF	CL	PA
	(Hz)	(dBuV/m)	(dBuV/m)	(dB)	(dB)	(m)		(°)	(m)		(dBuV)	(dB)	(dB)	(dB)
AV	11.38144G	38.27	54.00	-15.73	-3.92	3	Vertical	340	1.48	-	42.19	39.74	10.63	54.29
PK	11.3743G	50.47	74.00	-23.53	-3.91	3	Vertical	340	1.48	-	54.38	39.75	10.63	54.29
PK	17.06646G	59.27	68.20	-8.93	1.72	3	Vertical	25	1.42	-	57.55	40.44	13.86	52.58

802.11ax HEW80_Nss1,(MCS0)_1TX

5690MHz Straddle 5.47-5.725GHz_TX

31/01/2020

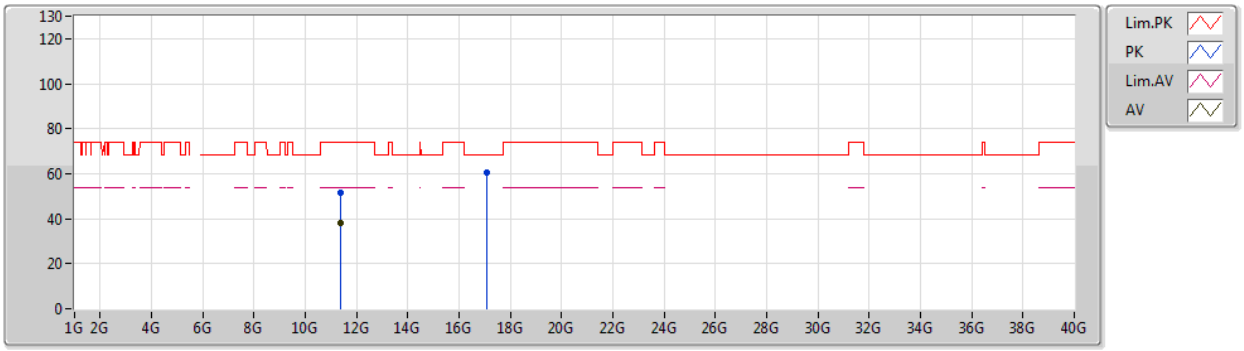

Type	Freq	Level	Limit	Margin	Factor	Dist	Condition	Azimuth	Height	Comment	Raw	AF	CL	PA
	(Hz)	(dBuV/m)	(dBuV/m)	(dB)	(dB)	(m)		(°)	(m)		(dBuV)	(dB)	(dB)	(dB)
AV	11.3902G	38.11	54.00	-15.89	-3.92	3	Horizontal	42	1.49	-	42.03	39.73	10.63	54.28
PK	11.37988G	51.31	74.00	-22.69	-3.92	3	Horizontal	42	1.49	-	55.23	39.74	10.63	54.29
PK	17.07342G	60.51	68.20	-7.69	1.75	3	Horizontal	25	1.47	-	58.76	40.48	13.86	52.59

802.11ax HEW80_Nss1,(MCS0)_1TX

5775MHz_TX

31/01/2020

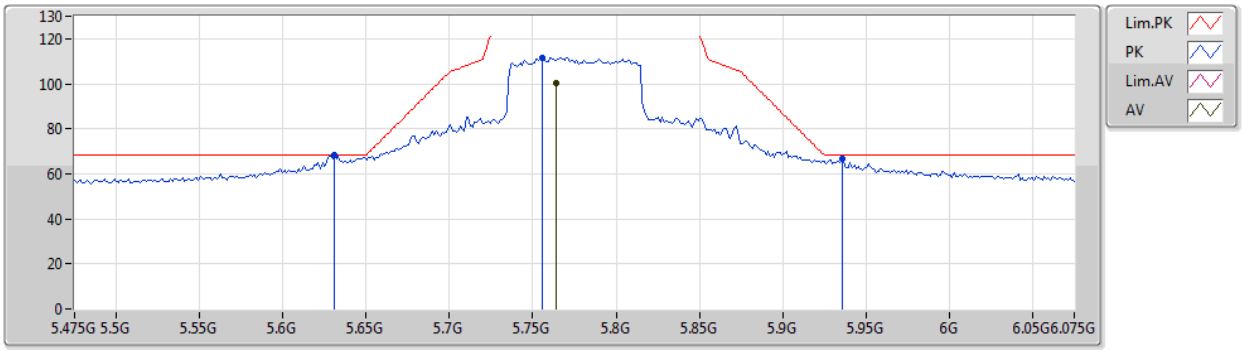

Type	Freq	Level	Limit	Margin	Factor	Dist	Condition	Azimuth	Height	Comment	Raw	AF	CL	PA
	(Hz)	(dBuV/m)	(dBuV/m)	(dB)	(dB)	(m)		(°)	(m)		(dBuV)	(dB)	(dB)	(dB)
AV	5.7642G	100.34	Inf	-Inf	5.96	3	Vertical	42	1.78	-	94.38	32.27	7.65	33.96
PK	5.631G	68.14	68.20	-0.06	5.70	3	Vertical	42	1.78	-	62.44	32.08	7.56	33.94
PK	5.7558G	111.57	Inf	-Inf	5.94	3	Vertical	42	1.78	-	105.63	32.26	7.64	33.96
PK	5.9358G	66.43	68.20	-1.77	6.28	3	Vertical	42	1.78	-	60.15	32.51	7.76	33.99

802.11ax HEW80_Nss1,(MCS0)_1TX

5775MHz_TX

31/01/2020

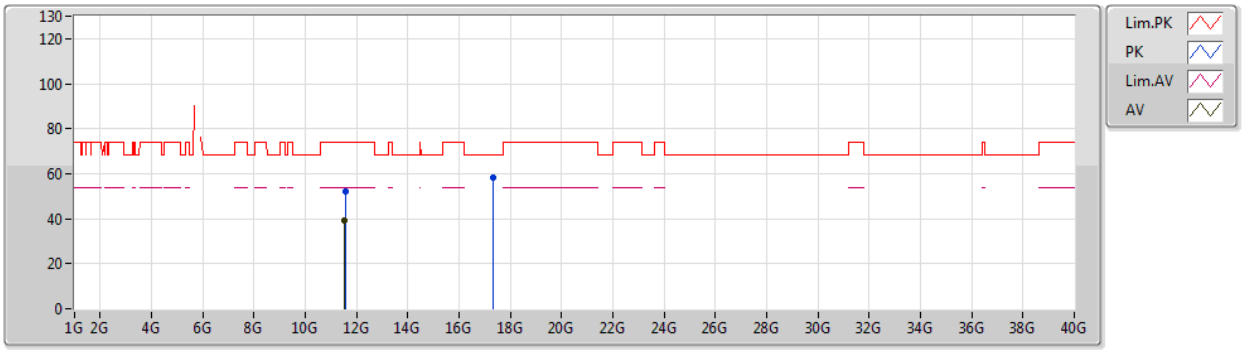

Type	Freq	Level	Limit	Margin	Factor	Dist	Condition	Azimuth	Height	Comment	Raw	AF	CL	PA
	(Hz)	(dBuV/m)	(dBuV/m)	(dB)	(dB)	(m)		(°)	(m)		(dBuV)	(dB)	(dB)	(dB)
AV	11.54388G	39.37	54.00	-14.63	-3.91	3	Vertical	3	1.04	-	43.28	39.55	10.71	54.17
PK	11.54988G	52.37	74.00	-21.63	-3.92	3	Vertical	3	1.04	-	56.29	39.54	10.71	54.17
PK	17.33754G	58.15	68.20	-10.05	3.40	3	Vertical	27	1.46	-	54.75	42.23	13.93	52.76

802.11ax HEW80_Nss1,(MCS0)_1TX

5775MHz_TX

31/01/2020

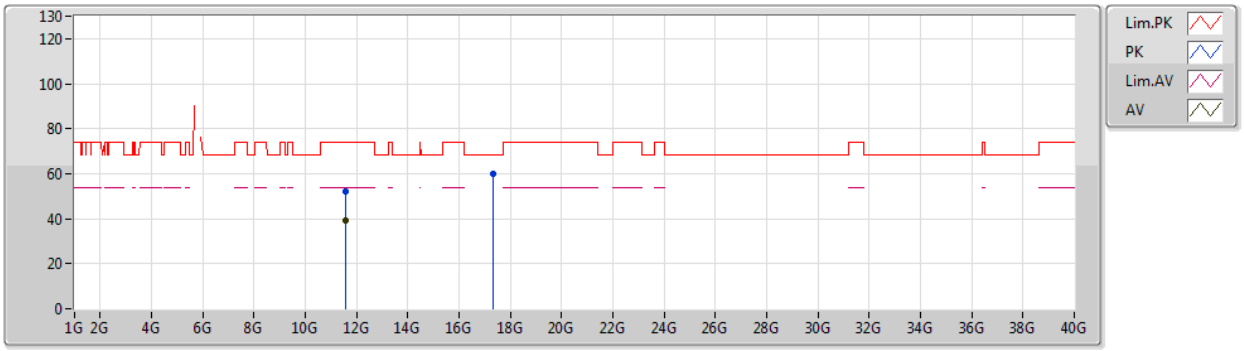

Type	Freq	Level	Limit	Margin	Factor	Dist	Condition	Azimuth	Height	Comment	Raw	AF	CL	PA
	(Hz)	(dBuV/m)	(dBuV/m)	(dB)	(dB)	(m)		(°)	(m)		(dBuV)	(dB)	(dB)	(dB)
AV	11.55804G	39.50	54.00	-14.50	-3.92	3	Horizontal	67	1.49	-	43.42	39.53	10.71	54.16
PK	11.55276G	51.99	74.00	-22.01	-3.91	3	Horizontal	67	1.49	-	55.90	39.54	10.71	54.16
PK	17.33778G	59.98	68.20	-8.22	3.40	3	Horizontal	29	1.43	-	56.58	42.23	13.93	52.76

Summary

Mode	Result	Type	Freq (Hz)	Level (dBuV/m)	Limit (dBuV/m)	Margin (dB)	Dist (m)	Condition	Azimuth (°)	Height (m)	Comments
5.725-5.85GHz	-	-	-	-	-	-	-	-	-	-	-
802.11ax HEW80_Nss2,(MCS0)_2TX	Pass	PK	935.98M	40.88	46.00	-5.12	3	Vertical	360	1.00	-

Result

Mode	Result	Type	Freq (Hz)	Level (dBuV/m)	Limit (dBuV/m)	Margin (dB)	Dist (m)	Condition	Azimuth (°)	Height (m)	Comments
802.11ax HEW80_Nss2,(MCS0)_2TX	-	-	-	-	-	-	-	-	-	-	-
5775MHz	Pass	PK	53.28M	32.59	40.00	-7.41	3	Vertical	360	1.00	-
5775MHz	Pass	PK	132.82M	26.04	43.50	-17.46	3	Vertical	360	1.00	-
5775MHz	Pass	PK	210.42M	24.07	43.50	-19.43	3	Vertical	360	1.00	-
5775MHz	Pass	PK	375.32M	28.13	46.00	-17.87	3	Vertical	360	1.00	-
5775MHz	Pass	PK	625.58M	34.01	46.00	-11.99	3	Vertical	360	1.00	-
5775MHz	Pass	PK	935.98M	40.88	46.00	-5.12	3	Vertical	360	1.00	-
5775MHz	Pass	PK	43.58M	27.47	40.00	-12.53	3	Horizontal	0	1.00	-
5775MHz	Pass	PK	140.58M	26.17	43.50	-17.33	3	Horizontal	0	1.00	-
5775MHz	Pass	PK	202.66M	24.72	43.50	-18.78	3	Horizontal	0	1.00	-
5775MHz	Pass	PK	375.32M	29.27	46.00	-16.73	3	Horizontal	0	1.00	-
5775MHz	Pass	PK	625.58M	36.49	46.00	-9.51	3	Horizontal	0	1.00	-
5775MHz	Pass	PK	875.84M	38.57	46.00	-7.43	3	Horizontal	0	1.00	-

802.11ax HEW80_Nss2,(MCS0)_2TX

5775MHz_PoE

03/02/2020

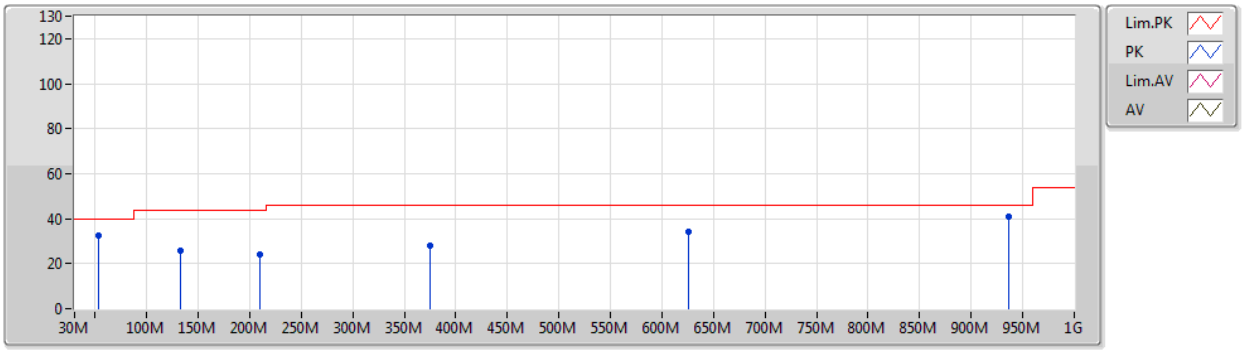

Type	Freq	Level	Limit	Margin	Factor	Dist	Condition	Azimuth	Height	Comment	Raw	AF	CL	PA
	(Hz)	(dBuV/m)	(dBuV/m)	(dB)	(dB)	(m)		(°)	(m)		(dBuV)	(dB)	(dB)	(dB)
PK	53.28M	32.59	40.00	-7.41	-14.65	3	Vertical	360	1.00	-	47.24	12.17	0.87	27.69
PK	132.82M	26.04	43.50	-17.46	-9.26	3	Vertical	360	1.00	-	35.30	16.71	1.72	27.69
PK	210.42M	24.07	43.50	-19.43	-10.72	3	Vertical	360	1.00	-	34.79	14.16	2.47	27.35
PK	375.32M	28.13	46.00	-17.87	-4.58	3	Vertical	360	1.00	-	32.71	19.95	3.15	27.68
PK	625.58M	34.01	46.00	-11.99	-0.67	3	Vertical	360	1.00	-	34.68	24.12	3.74	28.53
PK	935.98M	40.88	46.00	-5.12	2.77	3	Vertical	360	1.00	-	38.11	25.68	4.72	27.63

802.11ax HEW80_Nss2,(MCS0)_2TX

5775MHz_PoE

03/02/2020

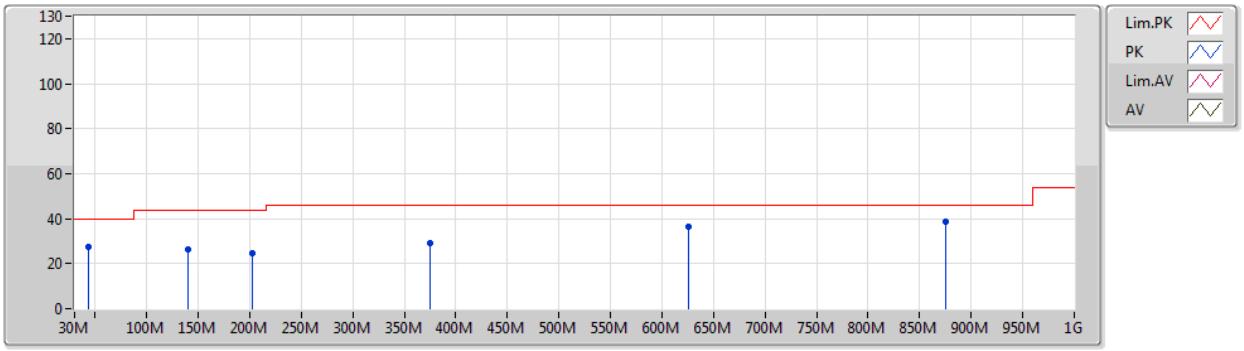

Type	Freq	Level	Limit	Margin	Factor	Dist	Condition	Azimuth	Height	Comment	Raw	AF	CL	PA
	(Hz)	(dBuV/m)	(dBuV/m)	(dB)	(dB)	(m)		(°)	(m)		(dBuV)	(dB)	(dB)	(dB)
PK	43.58M	27.47	40.00	-12.53	-11.42	3	Horizontal	0	1.00	-	38.89	15.54	0.72	27.68
PK	140.58M	26.17	43.50	-17.33	-9.77	3	Horizontal	0	1.00	-	35.94	16.12	1.78	27.67
PK	202.66M	24.72	43.50	-18.78	-10.66	3	Horizontal	0	1.00	-	35.38	14.37	2.35	27.38
PK	375.32M	29.27	46.00	-16.73	-4.58	3	Horizontal	0	1.00	-	33.85	19.95	3.15	27.68
PK	625.58M	36.49	46.00	-9.51	-0.67	3	Horizontal	0	1.00	-	37.16	24.12	3.74	28.53
PK	875.84M	38.57	46.00	-7.43	1.79	3	Horizontal	0	1.00	-	36.78	25.36	4.30	27.87

Summary

Mode	Result	Type	Freq (Hz)	Level (dBuV/m)	Limit (dBuV/m)	Margin (dB)	Dist (m)	Condition	Azimuth (°)	Height (m)	Comments
5.15-5.25GHz	-	-	-	-	-	-	-	-	-	-	-
802.11a_Nss1,(6Mbps)_2TX	Pass	PK	5.1482G	73.60	74.00	-0.40	3	Vertical	327	1.73	-
802.11ax HEW20_Nss2,(MCS0)_2TX	Pass	AV	5.15G	53.89	54.00	-0.11	3	Vertical	326	1.65	-
802.11ax HEW40_Nss2,(MCS0)_2TX	Pass	AV	5.15G	53.81	54.00	-0.19	3	Vertical	327	1.69	-
802.11ax HEW80_Nss2,(MCS0)_2TX	Pass	AV	5.147G	53.81	54.00	-0.19	3	Vertical	326	1.84	-
5.25-5.35GHz	-	-	-	-	-	-	-	-	-	-	-
802.11a_Nss1,(6Mbps)_2TX	Pass	PK	5.3528G	73.85	74.00	-0.15	3	Vertical	330	1.74	-
802.11ax HEW20_Nss2,(MCS0)_2TX	Pass	AV	5.35G	53.88	54.00	-0.12	3	Vertical	154	1.72	-
802.11ax HEW40_Nss2,(MCS0)_2TX	Pass	PK	5.352G	73.27	74.00	-0.73	3	Vertical	360	1.68	-
802.11ax HEW80_Nss2,(MCS0)_2TX	Pass	AV	5.35G	53.61	54.00	-0.39	3	Vertical	327	1.76	-
5.47-5.725GHz	-	-	-	-	-	-	-	-	-	-	-
802.11a_Nss1,(6Mbps)_2TX	Pass	PK	5.4682G	68.04	68.20	-0.16	3	Vertical	37	1.73	-
802.11ax HEW20_Nss2,(MCS0)_2TX	Pass	PK	5.4694G	68.04	68.20	-0.16	3	Vertical	38	1.70	-
802.11ax HEW40_Nss2,(MCS0)_2TX	Pass	PK	5.4656G	67.98	68.20	-0.22	3	Vertical	36	1.67	-
802.11ax HEW80_Nss2,(MCS0)_2TX	Pass	PK	5.855G	68.06	68.20	-0.14	3	Vertical	35	1.66	-
5.725-5.85GHz	-	-	-	-	-	-	-	-	-	-	-
802.11a_Nss1,(6Mbps)_2TX	Pass	PK	17.22858G	68.06	68.20	-0.14	3	Horizontal	317	2.43	-
802.11ax HEW20_Nss2,(MCS0)_2TX	Pass	PK	17.2347G	68.10	68.20	-0.10	3	Horizontal	317	1.49	-
802.11ax HEW40_Nss2,(MCS0)_2TX	Pass	PK	5.635G	67.63	68.20	-0.57	3	Vertical	35	1.73	-
802.11ax HEW80_Nss2,(MCS0)_2TX	Pass	PK	5.6478G	67.77	68.20	-0.43	3	Vertical	37	1.75	-

Result

Mode	Result	Type	Freq (Hz)	Level (dBuV/m)	Limit (dBuV/m)	Margin (dB)	Dist (m)	Condition	Azimuth (°)	Height (m)	Comments
802.11a_Nss1,(6Mbps)_2TX	-	-	-	-	-	-	-	-	-	-	-
5180MHz	Pass	AV	5.1482G	53.15	54.00	-0.85	3	Vertical	327	1.73	-
5180MHz	Pass	AV	5.177G	109.43	Inf	-Inf	3	Vertical	327	1.73	-
5180MHz	Pass	PK	5.1482G	73.60	74.00	-0.40	3	Vertical	327	1.73	-
5180MHz	Pass	PK	5.177G	119.01	Inf	-Inf	3	Vertical	327	1.73	-
5180MHz	Pass	AV	15.53136G	39.72	54.00	-14.28	3	Vertical	111	1.48	-
5180MHz	Pass	PK	6.4694G	61.81	68.20	-6.39	3	Vertical	319	1.68	-
5180MHz	Pass	PK	10.35832G	52.49	68.20	-15.71	3	Vertical	340	1.49	-
5180MHz	Pass	PK	15.53994G	52.32	74.00	-21.68	3	Vertical	111	1.48	-
5180MHz	Pass	AV	15.52506G	39.38	54.00	-14.62	3	Horizontal	71	1.49	-
5180MHz	Pass	PK	6.48064G	46.15	68.20	-22.05	3	Horizontal	207	1.48	-
5180MHz	Pass	PK	10.36438G	52.73	68.20	-15.47	3	Horizontal	17	1.42	-
5180MHz	Pass	PK	15.52662G	52.86	74.00	-21.14	3	Horizontal	71	1.49	-
5200MHz	Pass	AV	5.1472G	53.23	54.00	-0.77	3	Vertical	324	1.81	-
5200MHz	Pass	AV	5.2024G	112.85	Inf	-Inf	3	Vertical	324	1.81	-
5200MHz	Pass	PK	5.1472G	72.42	74.00	-1.58	3	Vertical	324	1.81	-
5200MHz	Pass	PK	5.197G	122.49	Inf	-Inf	3	Vertical	324	1.81	-
5200MHz	Pass	AV	15.6G	41.07	54.00	-12.93	3	Vertical	43	1.48	-
5200MHz	Pass	PK	10.39376G	56.27	68.20	-11.93	3	Vertical	342	1.39	-
5200MHz	Pass	PK	15.59982G	54.98	74.00	-19.02	3	Vertical	43	1.48	-
5200MHz	Pass	AV	15.60018G	44.01	54.00	-9.99	3	Horizontal	40	1.53	-
5200MHz	Pass	PK	10.40402G	54.63	68.20	-13.57	3	Horizontal	16	1.49	-
5200MHz	Pass	PK	15.6006G	58.57	74.00	-15.43	3	Horizontal	40	1.53	-
5240MHz	Pass	AV	5.1428G	52.64	54.00	-1.36	3	Vertical	323	1.70	-
5240MHz	Pass	AV	5.2424G	114.30	Inf	-Inf	3	Vertical	323	1.70	-
5240MHz	Pass	AV	5.35G	49.89	54.00	-4.11	3	Vertical	323	1.70	-
5240MHz	Pass	PK	5.1464G	64.40	74.00	-9.60	3	Vertical	323	1.70	-
5240MHz	Pass	PK	5.237G	123.90	Inf	-Inf	3	Vertical	323	1.70	-
5240MHz	Pass	PK	5.3504G	61.13	74.00	-12.87	3	Vertical	323	1.70	-
5240MHz	Pass	AV	15.72036G	43.36	54.00	-10.64	3	Vertical	40	1.49	-
5240MHz	Pass	PK	10.47538G	56.51	68.20	-11.69	3	Vertical	340	1.19	-
5240MHz	Pass	PK	15.71046G	57.18	74.00	-16.82	3	Vertical	40	1.49	-
5240MHz	Pass	AV	15.72048G	47.76	54.00	-6.24	3	Horizontal	42	1.55	-
5240MHz	Pass	PK	10.47922G	57.13	68.20	-11.07	3	Horizontal	42	1.48	-
5240MHz	Pass	PK	15.71964G	61.00	74.00	-13.00	3	Horizontal	42	1.55	-
5260MHz	Pass	AV	5.15G	48.10	54.00	-5.90	3	Vertical	340	1.75	-
5260MHz	Pass	AV	5.2654G	112.27	Inf	-Inf	3	Vertical	340	1.75	-
5260MHz	Pass	AV	5.3554G	51.18	54.00	-2.82	3	Vertical	340	1.75	-
5260MHz	Pass	PK	5.1478G	59.90	74.00	-14.10	3	Vertical	340	1.75	-
5260MHz	Pass	PK	5.2654G	122.23	Inf	-Inf	3	Vertical	340	1.75	-
5260MHz	Pass	PK	5.3554G	62.58	74.00	-11.42	3	Vertical	340	1.75	-
5260MHz	Pass	AV	15.7803G	43.67	54.00	-10.33	3	Vertical	41	1.50	-
5260MHz	Pass	PK	10.51388G	55.61	68.20	-12.59	3	Vertical	338	1.25	-
5260MHz	Pass	PK	15.77982G	57.44	74.00	-16.56	3	Vertical	41	1.50	-
5260MHz	Pass	AV	15.78054G	47.11	54.00	-6.89	3	Horizontal	44	1.58	-
5260MHz	Pass	PK	10.5239G	56.15	68.20	-12.05	3	Horizontal	40	1.42	-
5260MHz	Pass	PK	15.77982G	60.56	74.00	-13.44	3	Horizontal	44	1.58	-
5300MHz	Pass	AV	5.2964G	113.05	Inf	-Inf	3	Vertical	330	1.74	-

Level (dBuV/m) = Raw(Read Level) + AF(Antenna Factor) + CL(Cable Loss) - PA(Preamp Factor)

Mode	Result	Type	Freq (Hz)	Level (dBuV/m)	Limit (dBuV/m)	Margin (dB)	Dist (m)	Condition	Azimuth (°)	Height (m)	Comments
5300MHz	Pass	AV	5.3522G	53.34	54.00	-0.66	3	Vertical	330	1.74	-
5300MHz	Pass	PK	5.3018G	122.36	Inf	-Inf	3	Vertical	330	1.74	-
5300MHz	Pass	PK	5.3528G	73.85	74.00	-0.15	3	Vertical	330	1.74	-
5300MHz	Pass	AV	10.60014G	43.15	54.00	-10.85	3	Vertical	265	1.82	-
5300MHz	Pass	AV	15.89502G	40.02	54.00	-13.98	3	Vertical	40	1.48	-
5300MHz	Pass	PK	10.60102G	56.42	74.00	-17.58	3	Vertical	265	1.82	-
5300MHz	Pass	PK	15.89466G	54.13	74.00	-19.87	3	Vertical	40	1.48	-
5300MHz	Pass	AV	10.60074G	43.32	54.00	-10.68	3	Horizontal	62	1.49	-
5300MHz	Pass	AV	15.89532G	40.37	54.00	-13.63	3	Horizontal	44	1.50	-
5300MHz	Pass	PK	10.60488G	57.14	74.00	-16.86	3	Horizontal	62	1.49	-
5300MHz	Pass	PK	15.90066G	54.44	74.00	-19.56	3	Horizontal	44	1.50	-
5320MHz	Pass	AV	5.317G	109.84	Inf	-Inf	3	Vertical	0	1.68	-
5320MHz	Pass	AV	5.3524G	53.60	54.00	-0.40	3	Vertical	0	1.68	-
5320MHz	Pass	PK	5.317G	109.84	Inf	-Inf	3	Vertical	0	1.68	-
5320MHz	Pass	PK	5.3524G	71.45	74.00	-2.55	3	Vertical	0	1.68	-
5320MHz	Pass	AV	10.64078G	41.71	54.00	-12.29	3	Vertical	269	1.90	-
5320MHz	Pass	AV	15.95832G	37.94	54.00	-16.06	3	Vertical	122	1.48	-
5320MHz	Pass	PK	10.64048G	54.19	74.00	-19.81	3	Vertical	269	1.90	-
5320MHz	Pass	PK	15.94962G	51.11	74.00	-22.89	3	Vertical	122	1.48	-
5320MHz	Pass	AV	10.64096G	43.31	54.00	-10.69	3	Horizontal	64	1.49	-
5320MHz	Pass	AV	15.9498G	37.91	54.00	-16.09	3	Horizontal	84	2.63	-
5320MHz	Pass	PK	10.6412G	56.25	74.00	-17.75	3	Horizontal	64	1.49	-
5320MHz	Pass	PK	15.9531G	51.46	74.00	-22.54	3	Horizontal	84	2.63	-
5500MHz	Pass	AV	5.4058G	47.42	54.00	-6.58	3	Vertical	37	1.73	-
5500MHz	Pass	AV	5.506G	107.03	Inf	-Inf	3	Vertical	37	1.73	-
5500MHz	Pass	PK	5.4682G	68.04	68.20	-0.16	3	Vertical	37	1.73	-
5500MHz	Pass	PK	5.5048G	116.54	Inf	-Inf	3	Vertical	37	1.73	-
5500MHz	Pass	AV	10.98758G	35.95	54.00	-18.05	3	Vertical	184	1.49	-
5500MHz	Pass	PK	10.9919G	49.29	74.00	-24.71	3	Vertical	184	1.49	-
5500MHz	Pass	PK	16.50042G	50.02	68.20	-18.18	3	Vertical	360	1.49	-
5500MHz	Pass	AV	11.00048G	35.80	54.00	-18.20	3	Horizontal	83	1.50	-
5500MHz	Pass	PK	11.0009G	48.91	74.00	-25.09	3	Horizontal	83	1.50	-
5500MHz	Pass	PK	16.50156G	51.95	68.20	-16.25	3	Horizontal	353	1.48	-
5580MHz	Pass	AV	5.4594G	49.26	54.00	-4.74	3	Vertical	38	1.76	-
5580MHz	Pass	AV	5.5752G	114.97	Inf	-Inf	3	Vertical	38	1.76	-
5580MHz	Pass	PK	5.4666G	62.60	68.20	-5.60	3	Vertical	38	1.76	-
5580MHz	Pass	PK	5.5758G	124.38	Inf	-Inf	3	Vertical	38	1.76	-
5580MHz	Pass	PK	5.7258G	60.91	68.20	-7.29	3	Vertical	38	1.76	-
5580MHz	Pass	AV	11.1615G	39.36	54.00	-14.64	3	Vertical	30	1.48	-
5580MHz	Pass	PK	11.1657G	51.71	74.00	-22.29	3	Vertical	30	1.48	-
5580MHz	Pass	PK	16.73334G	56.55	68.20	-11.65	3	Vertical	22	1.49	-
5580MHz	Pass	AV	11.15706G	38.20	54.00	-15.80	3	Horizontal	309	1.49	-
5580MHz	Pass	PK	11.1579G	51.52	74.00	-22.48	3	Horizontal	309	1.49	-
5580MHz	Pass	PK	16.74426G	60.15	68.20	-8.05	3	Horizontal	22	1.48	-
5700MHz	Pass	AV	5.6952G	106.20	Inf	-Inf	3	Vertical	39	1.71	-
5700MHz	Pass	PK	5.7054G	115.88	Inf	-Inf	3	Vertical	39	1.71	-
5700MHz	Pass	PK	5.7258G	68.03	68.20	-0.17	3	Vertical	39	1.71	-
5700MHz	Pass	AV	11.40756G	35.63	54.00	-18.37	3	Vertical	155	3.00	-
5700MHz	Pass	PK	11.41164G	48.77	74.00	-25.23	3	Vertical	155	3.00	-

Remark :

Level (dBuV/m) = Raw(Read Level) + AF(Antenna Factor) + CL(Cable Loss) - PA(Preamp Factor)

Mode	Result	Type	Freq (Hz)	Level (dBuV/m)	Limit (dBuV/m)	Margin (dB)	Dist (m)	Condition	Azimuth (°)	Height (m)	Comments
5700MHz	Pass	PK	17.10744G	50.70	68.20	-17.50	3	Vertical	22	2.99	-
5700MHz	Pass	AV	11.3904G	35.46	54.00	-18.54	3	Horizontal	275	1.49	-
5700MHz	Pass	PK	11.41488G	48.91	74.00	-25.09	3	Horizontal	275	1.49	-
5700MHz	Pass	PK	17.08698G	49.11	68.20	-19.09	3	Horizontal	0	1.48	-
5720MHz Straddle 5.47-5.725GHz	Pass	AV	5.4572G	48.30	54.00	-5.70	3	Vertical	38	1.85	-
5720MHz Straddle 5.47-5.725GHz	Pass	AV	5.7152G	114.82	Inf	-Inf	3	Vertical	38	1.85	-
5720MHz Straddle 5.47-5.725GHz	Pass	PK	5.4668G	60.61	68.20	-7.59	3	Vertical	38	1.85	-
5720MHz Straddle 5.47-5.725GHz	Pass	PK	5.7152G	124.24	Inf	-Inf	3	Vertical	38	1.85	-
5720MHz Straddle 5.47-5.725GHz	Pass	PK	5.8628G	62.08	68.20	-6.12	3	Vertical	38	1.85	-
5720MHz Straddle 5.47-5.725GHz	Pass	AV	11.4421G	41.22	54.00	-12.78	3	Vertical	336	1.58	-
5720MHz Straddle 5.47-5.725GHz	Pass	PK	11.43772G	54.68	74.00	-19.32	3	Vertical	336	1.58	-
5720MHz Straddle 5.47-5.725GHz	Pass	PK	17.1642G	62.93	68.20	-5.27	3	Vertical	340	1.50	-
5720MHz Straddle 5.47-5.725GHz	Pass	AV	11.44066G	38.87	54.00	-15.13	3	Horizontal	57	1.61	-
5720MHz Straddle 5.47-5.725GHz	Pass	PK	11.43976G	52.26	74.00	-21.74	3	Horizontal	57	1.61	-
5720MHz Straddle 5.47-5.725GHz	Pass	PK	17.16414G	66.42	68.20	-1.78	3	Horizontal	342	2.95	-
5745MHz	Pass	AV	5.451G	47.31	54.00	-6.69	3	Vertical	39	1.75	-
5745MHz	Pass	AV	5.7402G	112.68	Inf	-Inf	3	Vertical	39	1.75	-
5745MHz	Pass	PK	5.6502G	63.83	68.35	-4.52	3	Vertical	39	1.75	-
5745MHz	Pass	PK	5.7498G	122.38	Inf	-Inf	3	Vertical	39	1.75	-
5745MHz	Pass	PK	5.9706G	59.85	68.20	-8.35	3	Vertical	39	1.75	-
5745MHz	Pass	AV	11.49246G	46.77	54.00	-7.23	3	Vertical	337	1.46	-
5745MHz	Pass	PK	11.48754G	60.55	74.00	-13.45	3	Vertical	337	1.46	-
5745MHz	Pass	PK	17.22852G	63.74	68.20	-4.46	3	Vertical	24	1.43	-
5745MHz	Pass	AV	11.49276G	46.55	54.00	-7.45	3	Horizontal	54	1.63	-
5745MHz	Pass	PK	11.48766G	60.26	74.00	-13.74	3	Horizontal	54	1.63	-
5745MHz	Pass	PK	17.22858G	68.06	68.20	-0.14	3	Horizontal	317	2.43	-
5785MHz	Pass	AV	5.7802G	113.97	Inf	-Inf	3	Vertical	37	1.66	-
5785MHz	Pass	PK	5.6458G	60.64	68.20	-7.56	3	Vertical	37	1.66	-
5785MHz	Pass	PK	5.7802G	123.73	Inf	-Inf	3	Vertical	37	1.66	-
5785MHz	Pass	PK	5.9362G	60.79	68.20	-7.41	3	Vertical	37	1.66	-
5785MHz	Pass	AV	11.57282G	46.14	54.00	-7.86	3	Vertical	360	1.50	-
5785MHz	Pass	PK	11.56772G	59.69	74.00	-14.31	3	Vertical	360	1.50	-
5785MHz	Pass	PK	17.35914G	65.85	68.20	-2.35	3	Vertical	22	1.49	-
5785MHz	Pass	AV	11.5727G	49.01	54.00	-4.99	3	Horizontal	21	1.39	-
5785MHz	Pass	PK	11.56742G	62.58	74.00	-11.42	3	Horizontal	21	1.39	-
5785MHz	Pass	PK	17.3592G	67.83	68.20	-0.37	3	Horizontal	26	1.36	-
5825MHz	Pass	AV	5.8274G	112.98	Inf	-Inf	3	Vertical	321	1.67	-
5825MHz	Pass	PK	5.6306G	59.39	68.20	-8.81	3	Vertical	321	1.67	-
5825MHz	Pass	PK	5.8226G	122.57	Inf	-Inf	3	Vertical	321	1.67	-
5825MHz	Pass	PK	5.9318G	63.61	68.20	-4.59	3	Vertical	321	1.67	-
5825MHz	Pass	AV	11.65264G	46.57	54.00	-7.43	3	Vertical	340	1.24	-
5825MHz	Pass	PK	11.6476G	60.51	74.00	-13.49	3	Vertical	340	1.24	-
5825MHz	Pass	PK	17.48736G	67.46	68.20	-0.74	3	Vertical	24	1.38	-
5825MHz	Pass	AV	11.65258G	47.72	54.00	-6.28	3	Horizontal	21	1.49	-
5825MHz	Pass	PK	11.64754G	60.93	74.00	-13.07	3	Horizontal	21	1.49	-
5825MHz	Pass	PK	17.48718G	67.95	68.20	-0.25	3	Horizontal	25	1.35	-
802.11ax HEW20_Nss2,(MCS0)_2TX	-	-	-	-	-	-	-	-	-	-	-
5180MHz	Pass	AV	5.1494G	53.87	54.00	-0.13	3	Vertical	219	1.72	-
5180MHz	Pass	AV	5.1764G	105.52	Inf	-Inf	3	Vertical	219	1.72	-

Remark :

Level (dBuV/m) = Raw(Read Level) + AF(Antenna Factor) + CL(Cable Loss) - PA(Preamp Factor)

Mode	Result	Type	Freq (Hz)	Level (dBuV/m)	Limit (dBuV/m)	Margin (dB)	Dist (m)	Condition	Azimuth (°)	Height (m)	Comments
5180MHz	Pass	PK	5.1494G	69.51	74.00	-4.49	3	Vertical	219	1.72	-
5180MHz	Pass	PK	5.177G	117.35	Inf	-Inf	3	Vertical	219	1.72	-
5180MHz	Pass	AV	15.52896G	38.90	54.00	-15.10	3	Vertical	359	1.49	-
5180MHz	Pass	PK	10.3609G	50.22	68.20	-17.98	3	Vertical	344	1.39	-
5180MHz	Pass	PK	15.52704G	51.80	74.00	-22.20	3	Vertical	359	1.49	-
5180MHz	Pass	AV	15.54846G	39.16	54.00	-14.84	3	Horizontal	74	1.49	-
5180MHz	Pass	PK	10.34512G	50.62	68.20	-17.58	3	Horizontal	14	1.46	-
5180MHz	Pass	PK	15.55476G	52.09	74.00	-21.91	3	Horizontal	74	1.49	-
5200MHz	Pass	AV	5.15G	53.89	54.00	-0.11	3	Vertical	326	1.65	-
5200MHz	Pass	AV	5.2024G	109.43	Inf	-Inf	3	Vertical	326	1.65	-
5200MHz	Pass	PK	5.1496G	67.85	74.00	-6.15	3	Vertical	326	1.65	-
5200MHz	Pass	PK	5.1982G	120.66	Inf	-Inf	3	Vertical	326	1.65	-
5200MHz	Pass	AV	15.60546G	39.73	54.00	-14.27	3	Vertical	41	1.48	-
5200MHz	Pass	PK	10.40912G	52.96	68.20	-15.24	3	Vertical	340	1.38	-
5200MHz	Pass	PK	15.60636G	52.76	74.00	-21.24	3	Vertical	41	1.48	-
5200MHz	Pass	AV	15.60024G	40.15	54.00	-13.85	3	Horizontal	38	1.48	-
5200MHz	Pass	PK	10.39556G	50.60	68.20	-17.60	3	Horizontal	125	1.48	-
5200MHz	Pass	PK	15.60024G	52.88	74.00	-21.12	3	Horizontal	38	1.48	-
5240MHz	Pass	AV	5.1488G	50.93	54.00	-3.07	3	Vertical	326	1.63	-
5240MHz	Pass	AV	5.2418G	111.00	Inf	-Inf	3	Vertical	326	1.63	-
5240MHz	Pass	AV	5.35G	50.44	54.00	-3.56	3	Vertical	326	1.63	-
5240MHz	Pass	PK	5.1476G	62.68	74.00	-11.32	3	Vertical	326	1.63	-
5240MHz	Pass	PK	5.2322G	123.05	Inf	-Inf	3	Vertical	326	1.63	-
5240MHz	Pass	PK	5.35G	61.01	74.00	-12.99	3	Vertical	326	1.63	-
5240MHz	Pass	AV	15.7194G	42.18	54.00	-11.82	3	Vertical	40	1.50	-
5240MHz	Pass	PK	10.48636G	54.63	68.20	-13.57	3	Vertical	339	1.30	-
5240MHz	Pass	PK	15.7269G	53.98	74.00	-20.02	3	Vertical	40	1.50	-
5240MHz	Pass	AV	15.71766G	45.10	54.00	-8.90	3	Horizontal	40	1.48	-
5240MHz	Pass	PK	10.48102G	55.75	68.20	-12.45	3	Horizontal	41	1.49	-
5240MHz	Pass	PK	15.7098G	57.91	74.00	-16.09	3	Horizontal	40	1.48	-
5260MHz	Pass	AV	5.15G	49.56	54.00	-4.44	3	Vertical	327	1.61	-
5260MHz	Pass	AV	5.2624G	110.88	Inf	-Inf	3	Vertical	327	1.61	-
5260MHz	Pass	AV	5.3518G	52.09	54.00	-1.91	3	Vertical	327	1.61	-
5260MHz	Pass	PK	5.1484G	59.38	74.00	-14.62	3	Vertical	327	1.61	-
5260MHz	Pass	PK	5.2558G	122.32	Inf	-Inf	3	Vertical	327	1.61	-
5260MHz	Pass	PK	5.3518G	64.01	74.00	-9.99	3	Vertical	327	1.61	-
5260MHz	Pass	AV	15.78006G	41.00	54.00	-13.00	3	Vertical	39	1.50	-
5260MHz	Pass	PK	10.51808G	53.48	68.20	-14.72	3	Vertical	337	1.30	-
5260MHz	Pass	PK	15.7827G	54.32	74.00	-19.68	3	Vertical	39	1.50	-
5260MHz	Pass	AV	15.77766G	43.22	54.00	-10.78	3	Horizontal	41	1.49	-
5260MHz	Pass	PK	10.51892G	54.29	68.20	-13.91	3	Horizontal	44	1.99	-
5260MHz	Pass	PK	15.78258G	55.06	74.00	-18.94	3	Horizontal	41	1.49	-
5300MHz	Pass	AV	5.3024G	108.80	Inf	-Inf	3	Vertical	360	1.59	-
5300MHz	Pass	AV	5.3504G	53.51	54.00	-0.49	3	Vertical	360	1.59	-
5300MHz	Pass	PK	5.2982G	120.14	Inf	-Inf	3	Vertical	360	1.59	-
5300MHz	Pass	PK	5.3516G	68.45	74.00	-5.55	3	Vertical	360	1.59	-
5300MHz	Pass	AV	10.60138G	42.51	54.00	-11.49	3	Vertical	266	1.85	-
5300MHz	Pass	AV	15.90492G	37.17	54.00	-16.83	3	Vertical	38	1.49	-
5300MHz	Pass	PK	10.60186G	54.63	74.00	-19.37	3	Vertical	266	1.85	-

Remark :

Level (dBuV/m) = Raw(Read Level) + AF(Antenna Factor) + CL(Cable Loss) - PA(Preamp Factor)

Mode	Result	Type	Freq (Hz)	Level (dBuV/m)	Limit (dBuV/m)	Margin (dB)	Dist (m)	Condition	Azimuth (°)	Height (m)	Comments
5300MHz	Pass	PK	15.90594G	50.06	74.00	-23.94	3	Vertical	38	1.49	-
5300MHz	Pass	AV	10.60054G	43.71	54.00	-10.29	3	Horizontal	61	1.48	-
5300MHz	Pass	AV	15.89994G	37.38	54.00	-16.62	3	Horizontal	43	1.49	-
5300MHz	Pass	PK	10.60642G	55.13	74.00	-18.87	3	Horizontal	61	1.48	-
5300MHz	Pass	PK	15.91032G	49.47	74.00	-24.53	3	Horizontal	43	1.49	-
5320MHz	Pass	AV	5.3176G	105.08	Inf	-Inf	3	Vertical	113	1.72	-
5320MHz	Pass	AV	5.35G	53.88	54.00	-0.12	3	Vertical	154	1.72	-
5320MHz	Pass	PK	5.3158G	115.81	Inf	-Inf	3	Vertical	113	1.72	-
5320MHz	Pass	PK	5.353G	70.77	74.00	-3.23	3	Vertical	154	1.72	-
5320MHz	Pass	PK	5.4646G	55.88	68.20	-12.32	3	Vertical	154	1.72	-
5320MHz	Pass	AV	10.6395G	40.61	54.00	-13.39	3	Vertical	258	1.48	-
5320MHz	Pass	AV	15.96198G	37.36	54.00	-16.64	3	Vertical	173	1.61	-
5320MHz	Pass	PK	10.6367G	53.37	74.00	-20.63	3	Vertical	258	1.48	-
5320MHz	Pass	PK	15.95568G	49.61	74.00	-24.39	3	Vertical	173	1.61	-
5320MHz	Pass	AV	10.63988G	43.22	54.00	-10.78	3	Horizontal	62	1.48	-
5320MHz	Pass	AV	15.95172G	37.53	54.00	-16.47	3	Horizontal	12	1.15	-
5320MHz	Pass	PK	10.6391G	55.80	74.00	-18.20	3	Horizontal	62	1.48	-
5320MHz	Pass	PK	15.94938G	49.83	74.00	-24.17	3	Horizontal	12	1.15	-
5500MHz	Pass	AV	5.4598G	48.56	54.00	-5.44	3	Vertical	38	1.70	-
5500MHz	Pass	AV	5.4952G	106.30	Inf	-Inf	3	Vertical	38	1.70	-
5500MHz	Pass	PK	5.4694G	68.04	68.20	-0.16	3	Vertical	38	1.70	-
5500MHz	Pass	PK	5.4988G	117.47	Inf	-Inf	3	Vertical	38	1.70	-
5500MHz	Pass	AV	11.0007G	40.35	54.00	-13.65	3	Vertical	328	3.00	-
5500MHz	Pass	PK	11.0012G	53.42	74.00	-20.58	3	Vertical	328	3.00	-
5500MHz	Pass	PK	16.51368G	50.78	68.20	-17.42	3	Vertical	360	1.49	-
5500MHz	Pass	AV	11.0004G	41.48	54.00	-12.52	3	Horizontal	20	1.70	-
5500MHz	Pass	PK	10.9984G	53.82	74.00	-20.18	3	Horizontal	20	1.70	-
5500MHz	Pass	PK	16.5021G	50.50	68.20	-17.70	3	Horizontal	324	1.53	-
5580MHz	Pass	AV	5.4594G	48.62	54.00	-5.38	3	Vertical	38	1.68	-
5580MHz	Pass	AV	5.5752G	111.40	Inf	-Inf	3	Vertical	38	1.68	-
5580MHz	Pass	PK	5.4606G	60.83	68.20	-7.37	3	Vertical	38	1.68	-
5580MHz	Pass	PK	5.577G	122.54	Inf	-Inf	3	Vertical	38	1.68	-
5580MHz	Pass	PK	5.727G	60.23	68.20	-7.97	3	Vertical	38	1.68	-
5580MHz	Pass	AV	11.159G	45.30	54.00	-8.70	3	Vertical	331	2.95	-
5580MHz	Pass	PK	11.1565G	58.29	74.00	-15.71	3	Vertical	331	2.95	-
5580MHz	Pass	PK	16.75G	58.44	68.20	-9.76	3	Vertical	20	1.40	-
5580MHz	Pass	AV	11.1616G	46.31	54.00	-7.69	3	Horizontal	20	1.57	-
5580MHz	Pass	PK	11.1673G	59.04	74.00	-14.96	3	Horizontal	20	1.57	-
5580MHz	Pass	PK	16.7433G	62.53	68.20	-5.67	3	Horizontal	23	1.49	-
5700MHz	Pass	AV	5.6952G	104.40	Inf	-Inf	3	Vertical	38	1.66	-
5700MHz	Pass	PK	5.6952G	115.63	Inf	-Inf	3	Vertical	38	1.66	-
5700MHz	Pass	PK	5.7252G	67.67	68.20	-0.53	3	Vertical	38	1.66	-
5700MHz	Pass	AV	11.3998G	39.29	54.00	-14.71	3	Vertical	337	1.41	-
5700MHz	Pass	PK	11.4063G	51.64	74.00	-22.36	3	Vertical	337	1.41	-
5700MHz	Pass	PK	17.09796G	53.50	68.20	-14.70	3	Vertical	301	1.08	-
5700MHz	Pass	AV	11.4013G	40.71	54.00	-13.29	3	Horizontal	21	1.50	-
5700MHz	Pass	PK	11.402G	52.81	74.00	-21.19	3	Horizontal	21	1.50	-
5700MHz	Pass	PK	17.1087G	53.93	68.20	-14.27	3	Horizontal	49	2.12	-
5720MHz Straddle 5.47-5.725GHz	Pass	AV	5.4416G	47.65	54.00	-6.35	3	Vertical	38	1.64	-

Remark :

Level (dBuV/m) = Raw(Read Level) + AF(Antenna Factor) + CL(Cable Loss) - PA(Preamp Factor)

Mode	Result	Type	Freq (Hz)	Level (dBuV/m)	Limit (dBuV/m)	Margin (dB)	Dist (m)	Condition	Azimuth (°)	Height (m)	Comments
5720MHz Straddle 5.47-5.725GHz	Pass	AV	5.7212G	111.10	Inf	-Inf	3	Vertical	38	1.64	-
5720MHz Straddle 5.47-5.725GHz	Pass	PK	5.4692G	58.28	68.20	-9.92	3	Vertical	38	1.64	-
5720MHz Straddle 5.47-5.725GHz	Pass	PK	5.7152G	122.56	Inf	-Inf	3	Vertical	38	1.64	-
5720MHz Straddle 5.47-5.725GHz	Pass	PK	5.8592G	60.18	68.20	-8.02	3	Vertical	38	1.64	-
5720MHz Straddle 5.47-5.725GHz	Pass	AV	11.4393G	45.85	54.00	-8.15	3	Vertical	337	1.48	-
5720MHz Straddle 5.47-5.725GHz	Pass	PK	11.4513G	58.72	74.00	-15.28	3	Vertical	337	1.48	-
5720MHz Straddle 5.47-5.725GHz	Pass	PK	17.1668G	65.20	68.20	-3.00	3	Vertical	25	1.49	-
5720MHz Straddle 5.47-5.725GHz	Pass	AV	11.439G	46.16	54.00	-7.84	3	Horizontal	19	1.49	-
5720MHz Straddle 5.47-5.725GHz	Pass	PK	11.4473G	58.85	74.00	-15.15	3	Horizontal	19	1.49	-
5720MHz Straddle 5.47-5.725GHz	Pass	PK	17.16696G	67.88	68.20	-0.32	3	Horizontal	319	1.49	-
5745MHz	Pass	AV	5.7414G	110.89	Inf	-Inf	3	Vertical	358	1.78	-
5745MHz	Pass	PK	5.6478G	63.88	68.20	-4.32	3	Vertical	358	1.78	-
5745MHz	Pass	PK	5.7402G	122.62	Inf	-Inf	3	Vertical	358	1.78	-
5745MHz	Pass	PK	5.943G	60.12	68.20	-8.08	3	Vertical	358	1.78	-
5745MHz	Pass	AV	11.4904G	46.35	54.00	-7.65	3	Vertical	335	1.45	-
5745MHz	Pass	PK	11.4865G	58.75	74.00	-15.25	3	Vertical	335	1.45	-
5745MHz	Pass	PK	17.24472G	63.89	68.20	-4.31	3	Vertical	22	1.42	-
5745MHz	Pass	AV	11.4883G	47.92	54.00	-6.08	3	Horizontal	20	1.49	-
5745MHz	Pass	PK	11.4921G	60.55	74.00	-13.45	3	Horizontal	20	1.49	-
5745MHz	Pass	PK	17.2347G	68.10	68.20	-0.10	3	Horizontal	317	1.49	-
5785MHz	Pass	AV	5.7862G	109.98	Inf	-Inf	3	Vertical	37	1.59	-
5785MHz	Pass	PK	5.5894G	60.63	68.20	-7.57	3	Vertical	37	1.59	-
5785MHz	Pass	PK	5.7802G	121.47	Inf	-Inf	3	Vertical	37	1.59	-
5785MHz	Pass	PK	5.9326G	59.71	68.20	-8.49	3	Vertical	37	1.59	-
5785MHz	Pass	AV	11.56886G	45.37	54.00	-8.63	3	Vertical	0	1.48	-
5785MHz	Pass	PK	11.56622G	57.64	74.00	-16.36	3	Vertical	0	1.48	-
5785MHz	Pass	PK	17.3568G	62.93	68.20	-5.27	3	Vertical	24	1.49	-
5785MHz	Pass	AV	11.56814G	48.13	54.00	-5.87	3	Horizontal	19	1.48	-
5785MHz	Pass	PK	11.57066G	60.78	74.00	-13.22	3	Horizontal	19	1.48	-
5785MHz	Pass	PK	17.3619G	67.83	68.20	-0.37	3	Horizontal	320	1.49	-
5825MHz	Pass	AV	5.8202G	111.31	Inf	-Inf	3	Vertical	35	1.61	-
5825MHz	Pass	PK	5.5898G	60.79	68.20	-7.41	3	Vertical	35	1.61	-
5825MHz	Pass	PK	5.8202G	122.89	Inf	-Inf	3	Vertical	35	1.61	-
5825MHz	Pass	PK	5.927G	64.24	68.20	-3.96	3	Vertical	35	1.61	-
5825MHz	Pass	AV	11.6465G	45.85	54.00	-8.15	3	Vertical	339	1.63	-
5825MHz	Pass	PK	11.6613G	58.10	74.00	-15.90	3	Vertical	339	1.63	-
5825MHz	Pass	PK	17.4731G	65.53	68.20	-2.67	3	Vertical	23	1.32	-
5825MHz	Pass	AV	11.64868G	47.66	54.00	-6.34	3	Horizontal	21	1.48	-
5825MHz	Pass	PK	11.6614G	59.73	74.00	-14.27	3	Horizontal	21	1.48	-
5825MHz	Pass	PK	17.4732G	67.12	68.20	-1.08	3	Horizontal	26	1.48	-
802.11ax HEW40_Nss2,(MCS0)_2TX	-	-	-	-	-	-	-	-	-	-	-
5190MHz	Pass	AV	5.1496G	52.95	54.00	-1.05	3	Vertical	218	1.76	-
5190MHz	Pass	AV	5.2032G	100.84	Inf	-Inf	3	Vertical	218	1.76	-
5190MHz	Pass	PK	5.15G	72.63	74.00	-1.37	3	Vertical	218	1.76	-
5190MHz	Pass	PK	5.202G	112.81	Inf	-Inf	3	Vertical	218	1.76	-
5190MHz	Pass	AV	15.56022G	38.26	54.00	-15.74	3	Vertical	269	2.01	-
5190MHz	Pass	PK	10.3665G	50.95	68.20	-17.25	3	Vertical	340	1.50	-
5190MHz	Pass	PK	15.55746G	50.48	74.00	-23.52	3	Vertical	269	2.01	-
5190MHz	Pass	AV	15.5622G	38.25	54.00	-15.75	3	Horizontal	216	1.52	-

Remark :

Level (dBuV/m) = Raw(Read Level) + AF(Antenna Factor) + CL(Cable Loss) - PA(Preamp Factor)

Mode	Result	Type	Freq (Hz)	Level (dBuV/m)	Limit (dBuV/m)	Margin (dB)	Dist (m)	Condition	Azimuth (°)	Height (m)	Comments
5190MHz	Pass	PK	10.3722G	50.48	68.20	-17.72	3	Horizontal	20	1.92	-
5190MHz	Pass	PK	15.5625G	50.06	74.00	-23.94	3	Horizontal	216	1.52	-
5230MHz	Pass	AV	5.15G	53.81	54.00	-0.19	3	Vertical	327	1.69	-
5230MHz	Pass	AV	5.2256G	105.53	Inf	-Inf	3	Vertical	327	1.69	-
5230MHz	Pass	PK	5.1432G	68.58	74.00	-5.42	3	Vertical	327	1.69	-
5230MHz	Pass	PK	5.2264G	117.27	Inf	-Inf	3	Vertical	327	1.69	-
5230MHz	Pass	AV	15.689G	39.12	54.00	-14.88	3	Vertical	39	1.41	-
5230MHz	Pass	PK	10.46288G	53.07	68.20	-15.13	3	Vertical	349	1.09	-
5230MHz	Pass	PK	15.7049G	51.78	74.00	-22.22	3	Vertical	39	1.41	-
5230MHz	Pass	AV	15.69894G	39.58	54.00	-14.42	3	Horizontal	19	1.58	-
5230MHz	Pass	PK	10.4587G	51.76	68.20	-16.44	3	Horizontal	39	1.54	-
5230MHz	Pass	PK	15.69054G	53.34	74.00	-20.66	3	Horizontal	19	1.58	-
5270MHz	Pass	AV	5.2656G	104.81	Inf	-Inf	3	Vertical	360	1.68	-
5270MHz	Pass	AV	5.35G	53.25	54.00	-0.75	3	Vertical	360	1.68	-
5270MHz	Pass	PK	5.266G	116.62	Inf	-Inf	3	Vertical	360	1.68	-
5270MHz	Pass	PK	5.352G	68.75	74.00	-5.25	3	Vertical	360	1.68	-
5270MHz	Pass	AV	15.80016G	37.93	54.00	-16.07	3	Vertical	53	1.88	-
5270MHz	Pass	PK	10.54756G	52.57	68.20	-15.63	3	Vertical	307	2.09	-
5270MHz	Pass	PK	15.80256G	51.10	74.00	-22.90	3	Vertical	53	1.88	-
5270MHz	Pass	AV	15.81342G	38.46	54.00	-15.54	3	Horizontal	40	1.49	-
5270MHz	Pass	PK	10.54114G	52.52	68.20	-15.68	3	Horizontal	39	1.35	-
5270MHz	Pass	PK	15.81036G	51.91	74.00	-22.09	3	Horizontal	40	1.49	-
5310MHz	Pass	AV	5.306G	101.31	Inf	-Inf	3	Vertical	360	1.68	-
5310MHz	Pass	AV	5.3536G	51.21	54.00	-2.79	3	Vertical	360	1.68	-
5310MHz	Pass	PK	5.306G	112.96	Inf	-Inf	3	Vertical	360	1.68	-
5310MHz	Pass	PK	5.352G	73.27	74.00	-0.73	3	Vertical	360	1.68	-
5310MHz	Pass	AV	10.62012G	37.96	54.00	-16.04	3	Vertical	176	2.06	-
5310MHz	Pass	AV	15.92304G	36.09	54.00	-17.91	3	Vertical	148	1.37	-
5310MHz	Pass	PK	10.61418G	50.77	74.00	-23.23	3	Vertical	176	2.06	-
5310MHz	Pass	PK	15.9237G	48.40	74.00	-25.60	3	Vertical	148	1.37	-
5310MHz	Pass	AV	10.6212G	39.64	54.00	-14.36	3	Horizontal	31	1.99	-
5310MHz	Pass	AV	15.9309G	36.52	54.00	-17.48	3	Horizontal	284	1.38	-
5310MHz	Pass	PK	10.62402G	51.79	74.00	-22.21	3	Horizontal	31	1.99	-
5310MHz	Pass	PK	15.92334G	49.29	74.00	-24.71	3	Horizontal	284	1.38	-
5510MHz	Pass	AV	5.4588G	49.32	54.00	-4.68	3	Vertical	36	1.67	-
5510MHz	Pass	AV	5.5064G	100.74	Inf	-Inf	3	Vertical	36	1.67	-
5510MHz	Pass	PK	5.4656G	67.98	68.20	-0.22	3	Vertical	36	1.67	-
5510MHz	Pass	PK	5.506G	112.37	Inf	-Inf	3	Vertical	36	1.67	-
5510MHz	Pass	AV	11.01718G	39.70	54.00	-14.30	3	Vertical	327	3.00	-
5510MHz	Pass	PK	11.02552G	51.82	74.00	-22.18	3	Vertical	327	3.00	-
5510MHz	Pass	PK	16.52238G	52.49	68.20	-15.71	3	Vertical	343	1.50	-
5510MHz	Pass	AV	11.02102G	39.34	54.00	-14.66	3	Horizontal	19	1.48	-
5510MHz	Pass	PK	11.01178G	51.78	74.00	-22.22	3	Horizontal	19	1.48	-
5510MHz	Pass	PK	16.51686G	51.89	68.20	-16.31	3	Horizontal	107	1.32	-
5550MHz	Pass	AV	5.458G	49.31	54.00	-4.69	3	Vertical	38	1.79	-
5550MHz	Pass	AV	5.5464G	104.17	Inf	-Inf	3	Vertical	38	1.79	-
5550MHz	Pass	PK	5.4696G	67.67	68.20	-0.53	3	Vertical	38	1.79	-
5550MHz	Pass	PK	5.5596G	115.51	Inf	-Inf	3	Vertical	38	1.79	-
5550MHz	Pass	AV	11.09826G	40.05	54.00	-13.95	3	Vertical	325	3.00	-

Level (dBuV/m) = Raw(Read Level) + AF(Antenna Factor) + CL(Cable Loss) - PA(Preamp Factor)

Mode	Result	Type	Freq (Hz)	Level (dBuV/m)	Limit (dBuV/m)	Margin (dB)	Dist (m)	Condition	Azimuth (°)	Height (m)	Comments
5550MHz	Pass	PK	11.09694G	52.89	74.00	-21.11	3	Vertical	325	3.00	-
5550MHz	Pass	PK	16.6593G	51.20	68.20	-17.00	3	Vertical	92	1.48	-
5550MHz	Pass	AV	11.09802G	40.31	54.00	-13.69	3	Horizontal	18	1.57	-
5550MHz	Pass	PK	11.11182G	52.80	74.00	-21.20	3	Horizontal	18	1.57	-
5550MHz	Pass	PK	16.65468G	52.14	68.20	-16.06	3	Horizontal	23	1.49	-
5670MHz	Pass	AV	5.6664G	101.19	Inf	-Inf	3	Vertical	37	1.77	-
5670MHz	Pass	PK	5.6634G	112.15	Inf	-Inf	3	Vertical	37	1.77	-
5670MHz	Pass	PK	5.7252G	67.34	68.20	-0.86	3	Vertical	37	1.77	-
5670MHz	Pass	AV	11.34138G	39.17	54.00	-14.83	3	Vertical	337	1.49	-
5670MHz	Pass	PK	11.34906G	52.01	74.00	-21.99	3	Vertical	337	1.49	-
5670MHz	Pass	PK	17.007G	53.64	68.20	-14.56	3	Vertical	227	1.49	-
5670MHz	Pass	AV	11.34144G	40.42	54.00	-13.58	3	Horizontal	18	1.45	-
5670MHz	Pass	PK	11.32746G	52.87	74.00	-21.13	3	Horizontal	18	1.45	-
5670MHz	Pass	PK	16.99926G	54.04	68.20	-14.16	3	Horizontal	19	1.37	-
5710MHz Straddle 5.47-5.725GHz	Pass	AV	5.4568G	48.64	54.00	-5.36	3	Vertical	358	1.75	-
5710MHz Straddle 5.47-5.725GHz	Pass	AV	5.7232G	108.68	Inf	-Inf	3	Vertical	358	1.75	-
5710MHz Straddle 5.47-5.725GHz	Pass	PK	5.4676G	60.34	68.20	-7.86	3	Vertical	358	1.75	-
5710MHz Straddle 5.47-5.725GHz	Pass	PK	5.7256G	120.16	Inf	-Inf	3	Vertical	358	1.75	-
5710MHz Straddle 5.47-5.725GHz	Pass	PK	5.866G	67.43	68.20	-0.77	3	Vertical	358	1.75	-
5710MHz Straddle 5.47-5.725GHz	Pass	AV	11.42126G	43.35	54.00	-10.65	3	Vertical	337	1.50	-
5710MHz Straddle 5.47-5.725GHz	Pass	PK	11.42126G	56.22	74.00	-17.78	3	Vertical	337	1.50	-
5710MHz Straddle 5.47-5.725GHz	Pass	PK	17.13942G	62.82	68.20	-5.38	3	Vertical	24	1.47	-
5710MHz Straddle 5.47-5.725GHz	Pass	AV	11.42486G	43.75	54.00	-10.25	3	Horizontal	18	1.48	-
5710MHz Straddle 5.47-5.725GHz	Pass	PK	11.41886G	56.65	74.00	-17.35	3	Horizontal	18	1.48	-
5710MHz Straddle 5.47-5.725GHz	Pass	PK	17.1395G	66.19	68.20	-2.01	3	Horizontal	332	1.49	-
5755MHz	Pass	AV	5.7514G	107.02	Inf	-Inf	3	Vertical	35	1.73	-
5755MHz	Pass	PK	5.635G	67.63	68.20	-0.57	3	Vertical	35	1.73	-
5755MHz	Pass	PK	5.761G	118.31	Inf	-Inf	3	Vertical	35	1.73	-
5755MHz	Pass	PK	5.9254G	61.02	68.20	-7.18	3	Vertical	35	1.73	-
5755MHz	Pass	AV	11.5082G	43.49	54.00	-10.51	3	Vertical	335	1.49	-
5755MHz	Pass	PK	11.5113G	56.72	74.00	-17.28	3	Vertical	335	1.49	-
5755MHz	Pass	PK	17.26746G	62.87	68.20	-5.33	3	Vertical	22	1.39	-
5755MHz	Pass	AV	11.5145G	45.07	54.00	-8.93	3	Horizontal	19	1.49	-
5755MHz	Pass	PK	11.5067G	57.62	74.00	-16.38	3	Horizontal	19	1.49	-
5755MHz	Pass	PK	17.2675G	61.74	68.20	-6.46	3	Horizontal	318	1.48	-
5795MHz	Pass	AV	5.8082G	107.62	Inf	-Inf	3	Vertical	0	1.72	-
5795MHz	Pass	PK	5.6378G	64.41	68.20	-3.79	3	Vertical	0	1.72	-
5795MHz	Pass	PK	5.8046G	118.91	Inf	-Inf	3	Vertical	0	1.72	-
5795MHz	Pass	PK	5.9306G	67.36	68.20	-0.84	3	Vertical	0	1.72	-
5795MHz	Pass	AV	11.5867G	42.76	54.00	-11.24	3	Vertical	360	1.49	-
5795MHz	Pass	PK	11.5887G	55.22	74.00	-18.78	3	Vertical	360	1.49	-
5795MHz	Pass	PK	17.3942G	63.69	68.20	-4.51	3	Vertical	24	1.49	-
5795MHz	Pass	AV	11.5888G	45.36	54.00	-8.64	3	Horizontal	18	1.50	-
5795MHz	Pass	PK	11.589G	57.86	74.00	-16.14	3	Horizontal	18	1.50	-
5795MHz	Pass	PK	17.3811G	63.71	68.20	-4.49	3	Horizontal	26	1.49	-
802.11ax HEW80_Nss2,(MCS0)_2TX	-	-	-	-	-	-	-	-	-	-	-
5210MHz	Pass	AV	5.147G	53.81	54.00	-0.19	3	Vertical	326	1.84	-
5210MHz	Pass	AV	5.219G	98.97	Inf	-Inf	3	Vertical	326	1.84	-
5210MHz	Pass	AV	5.353G	49.90	54.00	-4.10	3	Vertical	326	1.84	-

Remark :

Level (dBuV/m) = Raw(Read Level) + AF(Antenna Factor) + CL(Cable Loss) - PA(Preamp Factor)

Mode	Result	Type	Freq (Hz)	Level (dBuV/m)	Limit (dBuV/m)	Margin (dB)	Dist (m)	Condition	Azimuth (°)	Height (m)	Comments
5210MHz	Pass	PK	5.148G	64.66	74.00	-9.34	3	Vertical	326	1.84	-
5210MHz	Pass	PK	5.204G	109.62	Inf	-Inf	3	Vertical	326	1.84	-
5210MHz	Pass	PK	5.365G	60.24	74.00	-13.76	3	Vertical	326	1.84	-
5210MHz	Pass	AV	15.6052G	40.20	54.00	-13.80	3	Vertical	137	1.49	-
5210MHz	Pass	PK	10.4101G	51.08	68.20	-17.12	3	Vertical	149	1.49	-
5210MHz	Pass	PK	15.6083G	52.04	74.00	-21.96	3	Vertical	137	1.49	-
5210MHz	Pass	AV	15.6066G	39.92	54.00	-14.08	3	Horizontal	28	1.81	-
5210MHz	Pass	PK	10.4287G	51.47	68.20	-16.73	3	Horizontal	17	2.32	-
5210MHz	Pass	PK	15.6393G	50.43	74.00	-23.57	3	Horizontal	28	1.81	-
5290MHz	Pass	AV	5.15G	50.69	54.00	-3.31	3	Vertical	327	1.76	-
5290MHz	Pass	AV	5.299G	100.27	Inf	-Inf	3	Vertical	327	1.76	-
5290MHz	Pass	AV	5.35G	53.61	54.00	-0.39	3	Vertical	327	1.76	-
5290MHz	Pass	PK	5.146G	60.09	74.00	-13.91	3	Vertical	327	1.76	-
5290MHz	Pass	PK	5.284G	110.44	Inf	-Inf	3	Vertical	327	1.76	-
5290MHz	Pass	PK	5.35G	71.27	74.00	-2.73	3	Vertical	327	1.76	-
5290MHz	Pass	AV	15.8702G	38.30	54.00	-15.70	3	Vertical	127	1.49	-
5290MHz	Pass	PK	10.5948G	50.89	68.20	-17.31	3	Vertical	324	2.88	-
5290MHz	Pass	PK	15.8928G	48.95	74.00	-25.05	3	Vertical	127	1.49	-
5290MHz	Pass	AV	15.8593G	39.13	54.00	-14.87	3	Horizontal	338	1.16	-
5290MHz	Pass	PK	10.5952G	51.74	68.20	-16.46	3	Horizontal	38	1.61	-
5290MHz	Pass	PK	15.8554G	49.58	74.00	-24.42	3	Horizontal	338	1.16	-
5530MHz	Pass	AV	5.443G	53.74	54.00	-0.26	3	Vertical	360	1.75	-
5530MHz	Pass	AV	5.521G	99.85	Inf	-Inf	3	Vertical	360	1.75	-
5530MHz	Pass	PK	5.469G	65.80	68.20	-2.40	3	Vertical	360	1.75	-
5530MHz	Pass	PK	5.524G	110.74	Inf	-Inf	3	Vertical	360	1.75	-
5530MHz	Pass	PK	5.741G	58.23	68.20	-9.97	3	Vertical	360	1.75	-
5530MHz	Pass	AV	11.0767G	39.81	54.00	-14.19	3	Vertical	242	1.48	-
5530MHz	Pass	PK	11.0509G	50.61	74.00	-23.39	3	Vertical	242	1.48	-
5530MHz	Pass	PK	16.5815G	51.05	68.20	-17.15	3	Vertical	229	2.91	-
5530MHz	Pass	AV	11.045G	39.78	54.00	-14.22	3	Horizontal	174	2.61	-
5530MHz	Pass	PK	11.0655G	50.61	74.00	-23.39	3	Horizontal	174	2.61	-
5530MHz	Pass	PK	16.5805G	52.17	68.20	-16.03	3	Horizontal	0	1.49	-
5610MHz	Pass	AV	5.459G	53.10	54.00	-0.90	3	Vertical	34	1.62	-
5610MHz	Pass	AV	5.597G	102.76	Inf	-Inf	3	Vertical	34	1.62	-
5610MHz	Pass	PK	5.466G	63.90	68.20	-4.30	3	Vertical	34	1.62	-
5610MHz	Pass	PK	5.604G	113.50	Inf	-Inf	3	Vertical	34	1.62	-
5610MHz	Pass	PK	5.729G	67.38	68.20	-0.82	3	Vertical	34	1.62	-
5610MHz	Pass	AV	11.2306G	44.26	54.00	-9.74	3	Vertical	350	2.71	-
5610MHz	Pass	PK	11.2369G	54.88	74.00	-19.12	3	Vertical	350	2.71	-
5610MHz	Pass	PK	16.8381G	52.25	68.20	-15.95	3	Vertical	61	1.49	-
5610MHz	Pass	AV	11.2302G	43.72	54.00	-10.28	3	Horizontal	18	1.50	-
5610MHz	Pass	PK	11.2373G	54.87	74.00	-19.13	3	Horizontal	18	1.50	-
5610MHz	Pass	PK	16.8153G	53.30	68.20	-14.90	3	Horizontal	44	1.44	-
5690MHz Straddle 5.47-5.725GHz	Pass	AV	5.46G	49.68	54.00	-4.32	3	Vertical	35	1.66	-
5690MHz Straddle 5.47-5.725GHz	Pass	AV	5.681G	104.68	Inf	-Inf	3	Vertical	35	1.66	-
5690MHz Straddle 5.47-5.725GHz	Pass	PK	5.461G	60.58	68.20	-7.62	3	Vertical	35	1.66	-
5690MHz Straddle 5.47-5.725GHz	Pass	PK	5.684G	115.60	Inf	-Inf	3	Vertical	35	1.66	-
5690MHz Straddle 5.47-5.725GHz	Pass	PK	5.855G	68.06	68.20	-0.14	3	Vertical	35	1.66	-
5690MHz Straddle 5.47-5.725GHz	Pass	AV	11.3905G	43.00	54.00	-11.00	3	Vertical	337	1.47	-

Remark :

Level (dBuV/m) = Raw(Read Level) + AF(Antenna Factor) + CL(Cable Loss) - PA(Preamp Factor)

Mode	Result	Type	Freq (Hz)	Level (dBuV/m)	Limit (dBuV/m)	Margin (dB)	Dist (m)	Condition	Azimuth (°)	Height (m)	Comments
5690MHz Straddle 5.47-5.725GHz	Pass	PK	11.3972G	53.77	74.00	-20.23	3	Vertical	337	1.47	-
5690MHz Straddle 5.47-5.725GHz	Pass	PK	17.0484G	53.15	68.20	-15.05	3	Vertical	20	1.19	-
5690MHz Straddle 5.47-5.725GHz	Pass	AV	11.3904G	43.94	54.00	-10.06	3	Horizontal	19	1.49	-
5690MHz Straddle 5.47-5.725GHz	Pass	PK	11.3925G	54.16	74.00	-19.84	3	Horizontal	19	1.49	-
5690MHz Straddle 5.47-5.725GHz	Pass	PK	17.0642G	56.68	68.20	-11.52	3	Horizontal	331	1.50	-
5775MHz	Pass	AV	5.7714G	103.03	Inf	-Inf	3	Vertical	37	1.75	-
5775MHz	Pass	PK	5.6478G	67.77	68.20	-0.43	3	Vertical	37	1.75	-
5775MHz	Pass	PK	5.769G	113.28	Inf	-Inf	3	Vertical	37	1.75	-
5775MHz	Pass	PK	5.931G	65.14	68.20	-3.06	3	Vertical	37	1.75	-
5775MHz	Pass	AV	11.56038G	42.03	54.00	-11.97	3	Vertical	0	1.48	-
5775MHz	Pass	PK	11.5626G	52.51	74.00	-21.49	3	Vertical	0	1.48	-
5775MHz	Pass	PK	17.3123G	55.51	68.20	-12.69	3	Vertical	24	1.49	-
5775MHz	Pass	AV	11.5603G	44.52	54.00	-9.48	3	Horizontal	22	1.41	-
5775MHz	Pass	PK	11.5626G	55.18	74.00	-18.82	3	Horizontal	22	1.41	-
5775MHz	Pass	PK	17.3074G	57.02	68.20	-11.18	3	Horizontal	317	1.99	-

802.11a_Nss1,(6Mbps)_2TX

5180MHz_TX

31/01/2020

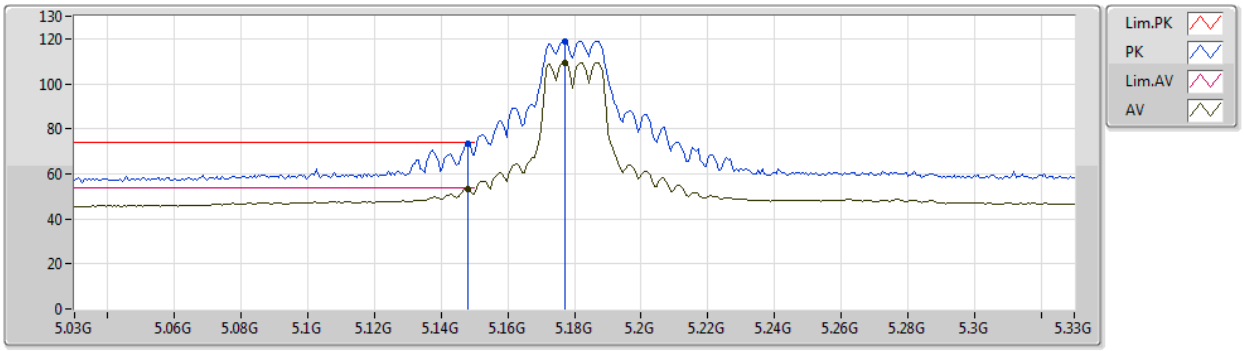

Type	Freq	Level	Limit	Margin	Factor	Dist	Condition	Azimuth	Height	Comment	Raw	AF	CL	PA
	(Hz)	(dBuV/m)	(dBuV/m)	(dB)	(dB)	(m)		(°)	(m)		(dBuV)	(dB)	(dB)	(dB)
AV	5.1482G	53.15	54.00	-0.85	4.96	3	Vertical	327	1.73	-	48.19	31.76	7.03	33.83
AV	5.177G	109.43	Inf	-Inf	5.00	3	Vertical	327	1.73	-	104.43	31.77	7.07	33.84
PK	5.1482G	73.60	74.00	-0.40	4.96	3	Vertical	327	1.73	-	68.64	31.76	7.03	33.83
PK	5.177G	119.01	Inf	-Inf	5.00	3	Vertical	327	1.73	-	114.01	31.77	7.07	33.84

802.11a_Nss1,(6Mbps)_2TX

5180MHz_TX

31/01/2020

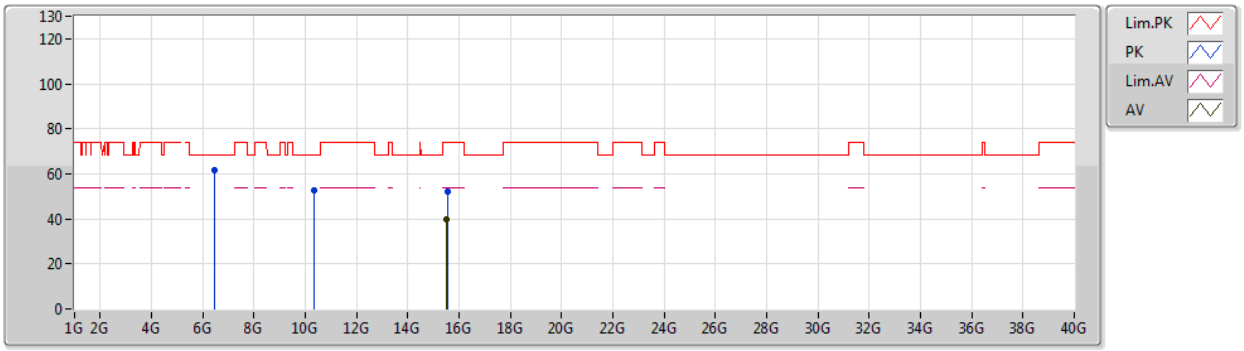

Type	Freq	Level	Limit	Margin	Factor	Dist	Condition	Azimuth	Height	Comment	Raw	AF	CL	PA
	(Hz)	(dBuV/m)	(dBuV/m)	(dB)	(dB)	(m)		(°)	(m)		(dBuV)	(dB)	(dB)	(dB)
AV	15.53136G	39.72	54.00	-14.28	-1.35	3	Vertical	111	1.48	-	41.07	38.83	12.80	52.98
PK	6.4694G	61.81	68.20	-6.39	-10.33	3	Vertical	319	1.68	-	72.14	34.01	8.15	52.49
PK	10.35832G	52.49	68.20	-15.71	-4.77	3	Vertical	340	1.49	-	57.26	39.37	10.33	54.47
PK	15.53994G	52.32	74.00	-21.68	-1.37	3	Vertical	111	1.48	-	53.69	38.80	12.81	52.98

802.11a_Nss1,(6Mbps)_2TX

5180MHz_TX

31/01/2020

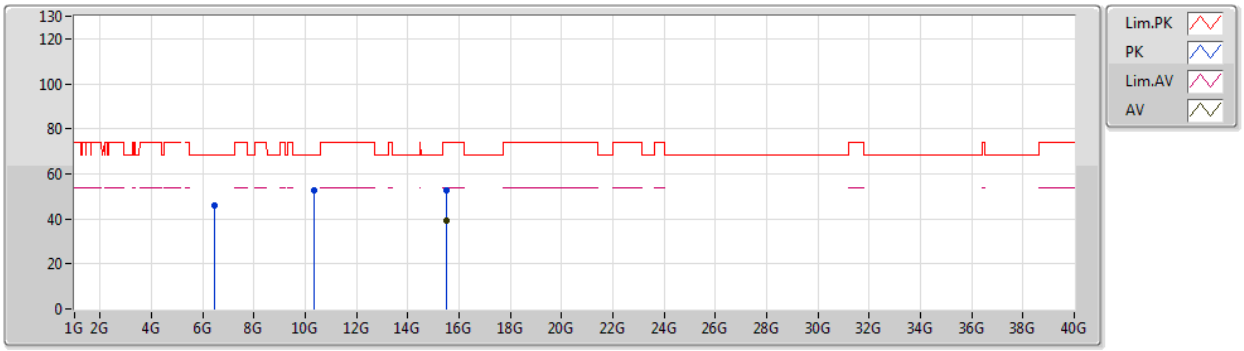

Type	Freq	Level	Limit	Margin	Factor	Dist	Condition	Azimuth	Height	Comment	Raw	AF	CL	PA
	(Hz)	(dBuV/m)	(dBuV/m)	(dB)	(dB)	(m)		(°)	(m)		(dBuV)	(dB)	(dB)	(dB)
AV	15.52506G	39.38	54.00	-14.62	-1.32	3	Horizontal	71	1.49	-	40.70	38.86	12.79	52.97
PK	6.48064G	46.15	68.20	-22.05	-10.30	3	Horizontal	207	1.48	-	56.45	34.04	8.16	52.50
PK	10.36438G	52.73	68.20	-15.47	-4.77	3	Horizontal	17	1.42	-	57.50	39.37	10.33	54.47
PK	15.52662G	52.86	74.00	-21.14	-1.33	3	Horizontal	71	1.49	-	54.19	38.85	12.79	52.97

802.11a_Nss1,(6Mbps)_2TX

5200MHz_TX

31/01/2020

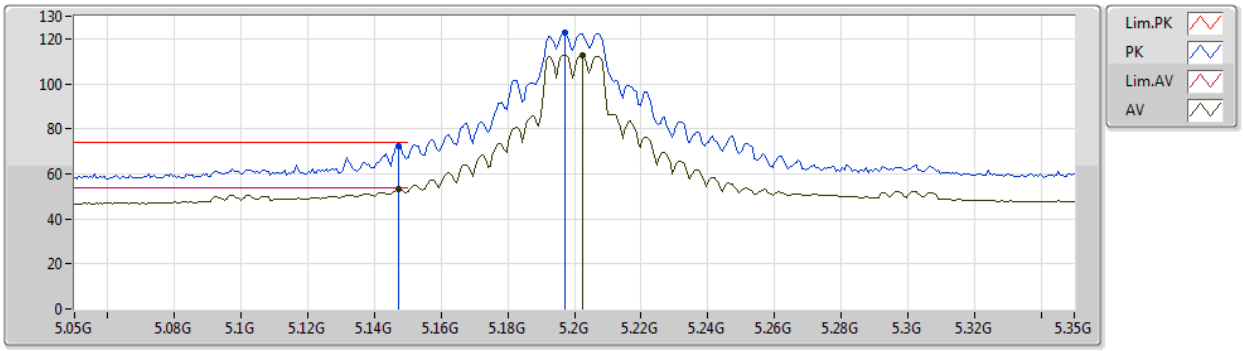

Type	Freq	Level	Limit	Margin	Factor	Dist	Condition	Azimuth	Height	Comment	Raw	AF	CL	PA
	(Hz)	(dBuV/m)	(dBuV/m)	(dB)	(dB)	(m)		(°)	(m)		(dBuV)	(dB)	(dB)	(dB)
AV	5.1472G	53.23	54.00	-0.77	4.96	3	Vertical	324	1.81	-	48.27	31.76	7.03	33.83
AV	5.2024G	112.85	Inf	-Inf	5.03	3	Vertical	324	1.81	-	107.82	31.78	7.10	33.85
PK	5.1472G	72.42	74.00	-1.58	4.96	3	Vertical	324	1.81	-	67.46	31.76	7.03	33.83
PK	5.197G	122.49	Inf	-Inf	5.03	3	Vertical	324	1.81	-	117.46	31.78	7.10	33.85

802.11a_Nss1,(6Mbps)_2TX

5200MHz_TX

31/01/2020

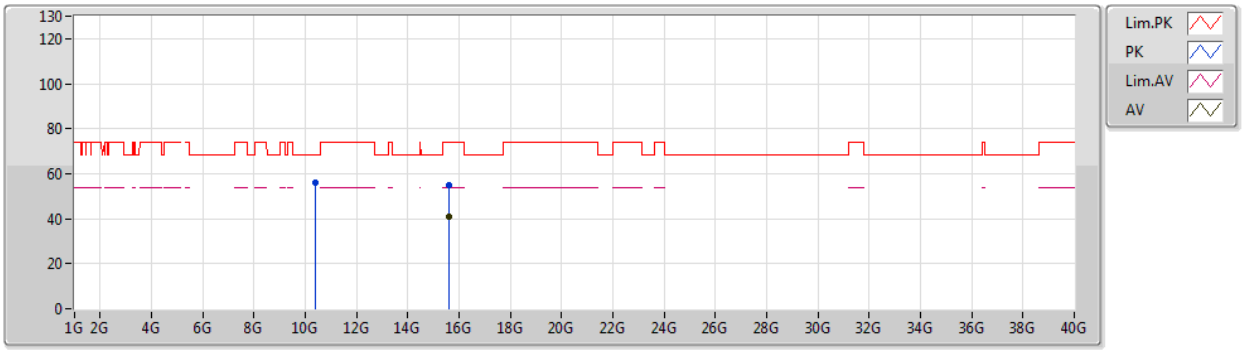

Type	Freq	Level	Limit	Margin	Factor	Dist	Condition	Azimuth	Height	Comment	Raw	AF	CL	PA
	(Hz)	(dBuV/m)	(dBuV/m)	(dB)	(dB)	(m)		(°)	(m)		(dBuV)	(dB)	(dB)	(dB)
AV	15.6G	41.07	54.00	-12.93	-1.56	3	Vertical	43	1.48	-	42.63	38.58	12.91	53.05
PK	10.39376G	56.27	68.20	-11.93	-4.72	3	Vertical	342	1.39	-	60.99	39.41	10.33	54.46
PK	15.59982G	54.98	74.00	-19.02	-1.56	3	Vertical	43	1.48	-	56.54	38.58	12.91	53.05

802.11a_Nss1,(6Mbps)_2TX

5200MHz_TX

31/01/2020

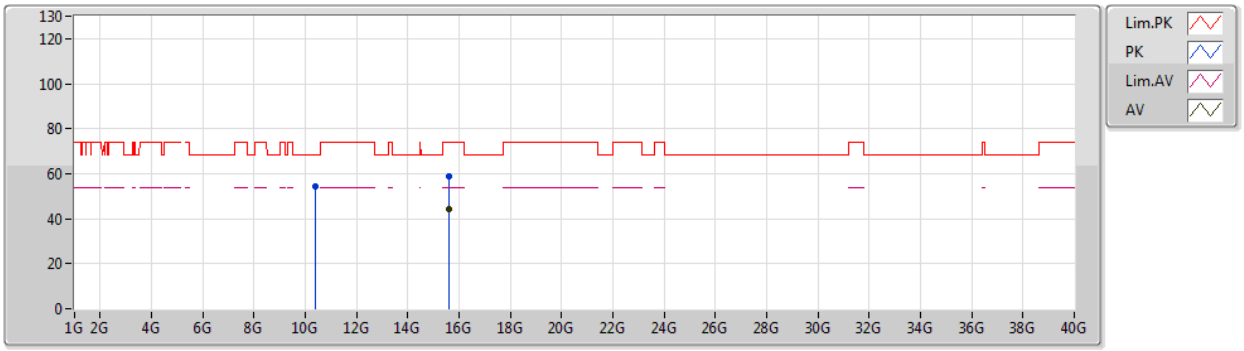

Type	Freq	Level	Limit	Margin	Factor	Dist	Condition	Azimuth	Height	Comment	Raw	AF	CL	PA
	(Hz)	(dBuV/m)	(dBuV/m)	(dB)	(dB)	(m)		(°)	(m)		(dBuV)	(dB)	(dB)	(dB)
AV	15.60018G	44.01	54.00	-9.99	-1.56	3	Horizontal	40	1.53	-	45.57	38.58	12.91	53.05
PK	10.40402G	54.63	68.20	-13.57	-4.68	3	Horizontal	16	1.49	-	59.31	39.43	10.34	54.45
PK	15.6006G	58.57	74.00	-15.43	-1.56	3	Horizontal	40	1.53	-	60.13	38.58	12.91	53.05

802.11a_Nss1,(6Mbps)_2TX

5240MHz_TX

31/01/2020

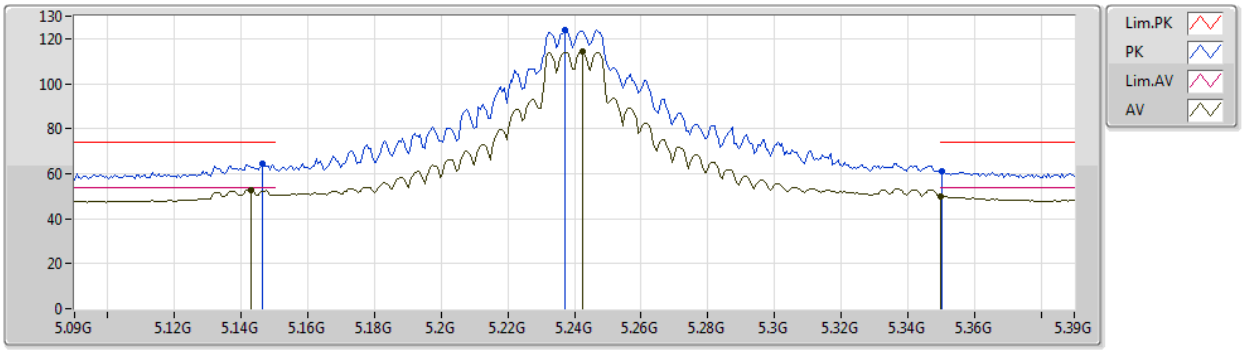

Type	Freq	Level	Limit	Margin	Factor	Dist	Condition	Azimuth	Height	Comment	Raw	AF	CL	PA
	(Hz)	(dBuV/m)	(dBuV/m)	(dB)	(dB)	(m)		(°)	(m)		(dBuV)	(dB)	(dB)	(dB)
AV	5.1428G	52.64	54.00	-1.36	4.96	3	Vertical	323	1.70	-	47.68	31.76	7.03	33.83
AV	5.2424G	114.30	Inf	-Inf	5.09	3	Vertical	323	1.70	-	109.21	31.80	7.15	33.86
AV	5.35G	49.89	54.00	-4.11	5.24	3	Vertical	323	1.70	-	44.65	31.84	7.29	33.89
PK	5.1464G	64.40	74.00	-9.60	4.96	3	Vertical	323	1.70	-	59.44	31.76	7.03	33.83
PK	5.237G	123.90	Inf	-Inf	5.08	3	Vertical	323	1.70	-	118.82	31.79	7.15	33.86
PK	5.3504G	61.13	74.00	-12.87	5.24	3	Vertical	323	1.70	-	55.89	31.84	7.29	33.89

802.11a_Nss1,(6Mbps)_2TX

5240MHz_TX

31/01/2020

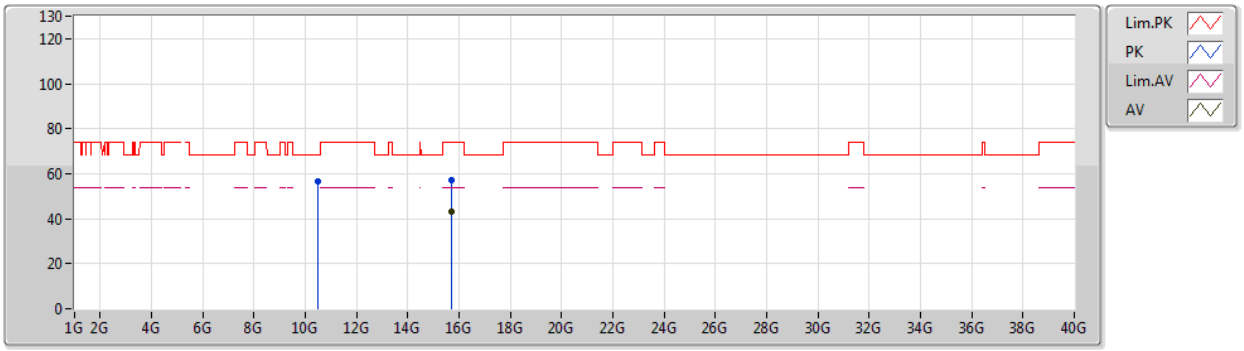

Type	Freq	Level	Limit	Margin	Factor	Dist	Condition	Azimuth	Height	Comment	Raw	AF	CL	PA
	(Hz)	(dBuV/m)	(dBuV/m)	(dB)	(dB)	(m)		(°)	(m)		(dBuV)	(dB)	(dB)	(dB)
AV	15.72036G	43.36	54.00	-10.64	-1.96	3	Vertical	40	1.49	-	45.32	38.13	13.10	53.19
PK	10.47538G	56.51	68.20	-11.69	-4.55	3	Vertical	340	1.19	-	61.06	39.52	10.35	54.42
PK	15.71046G	57.18	74.00	-16.82	-1.93	3	Vertical	40	1.49	-	59.11	38.17	13.08	53.18

802.11a_Nss1,(6Mbps)_2TX

5240MHz_TX

31/01/2020

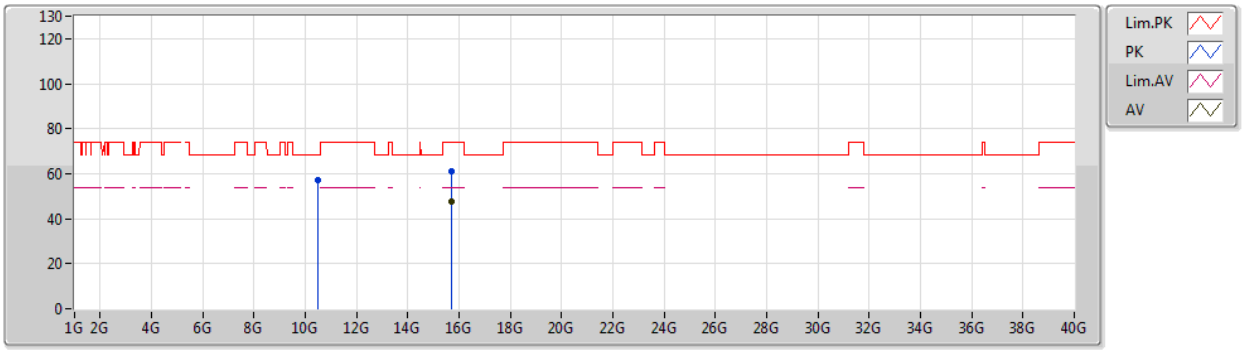

Type	Freq	Level	Limit	Margin	Factor	Dist	Condition	Azimuth	Height	Comment	Raw	AF	CL	PA
	(Hz)	(dBuV/m)	(dBuV/m)	(dB)	(dB)	(m)		(°)	(m)		(dBuV)	(dB)	(dB)	(dB)
AV	15.72048G	47.76	54.00	-6.24	-1.96	3	Horizontal	42	1.55	-	49.72	38.13	13.10	53.19
PK	10.47922G	57.13	68.20	-11.07	-4.55	3	Horizontal	42	1.48	-	61.68	39.52	10.35	54.42
PK	15.71964G	61.00	74.00	-13.00	-1.95	3	Horizontal	42	1.55	-	62.95	38.14	13.10	53.19

802.11a_Nss1,(6Mbps)_2TX

5260MHz_TX

31/01/2020

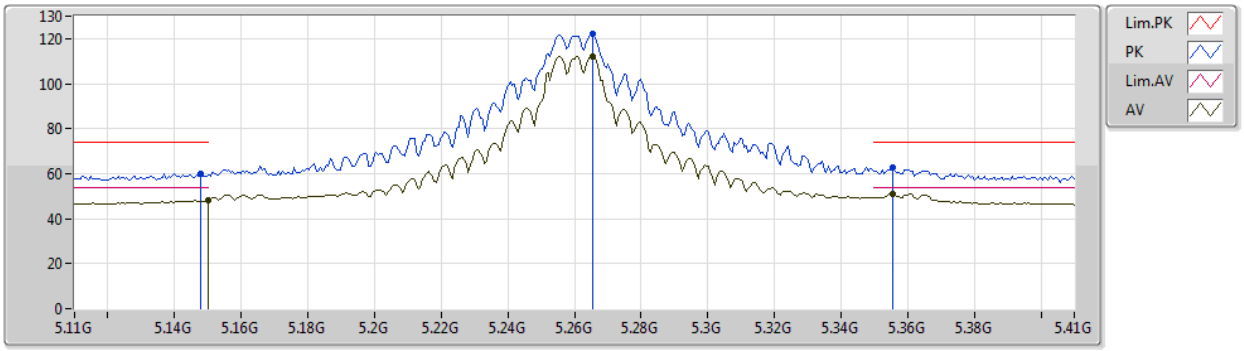

Type	Freq	Level	Limit	Margin	Factor	Dist	Condition	Azimuth	Height	Comment	Raw	AF	CL	PA
	(Hz)	(dBuV/m)	(dBuV/m)	(dB)	(dB)	(m)		(°)	(m)		(dBuV)	(dB)	(dB)	(dB)
AV	5.15G	48.10	54.00	-5.90	4.97	3	Vertical	340	1.75	-	43.13	31.76	7.04	33.83
AV	5.2654G	112.27	Inf	-Inf	5.13	3	Vertical	340	1.75	-	107.14	31.81	7.18	33.86
AV	5.3554G	51.18	54.00	-2.82	5.24	3	Vertical	340	1.75	-	45.94	31.84	7.29	33.89
PK	5.1478G	59.90	74.00	-14.10	4.96	3	Vertical	340	1.75	-	54.94	31.76	7.03	33.83
PK	5.2654G	122.23	Inf	-Inf	5.13	3	Vertical	340	1.75	-	117.10	31.81	7.18	33.86
PK	5.3554G	62.58	74.00	-11.42	5.24	3	Vertical	340	1.75	-	57.34	31.84	7.29	33.89

802.11a_Nss1,(6Mbps)_2TX

5260MHz_TX

31/01/2020

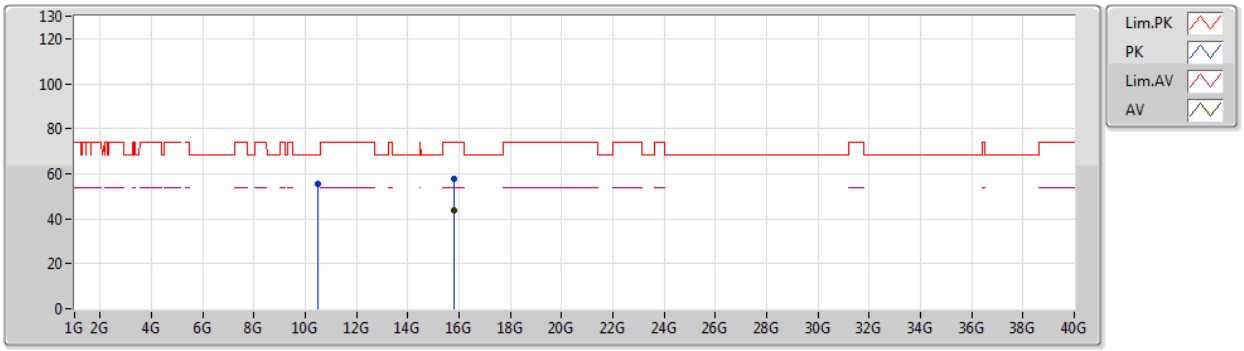

Type	Freq	Level	Limit	Margin	Factor	Dist	Condition	Azimuth	Height	Comment	Raw	AF	CL	PA
	(Hz)	(dBuV/m)	(dBuV/m)	(dB)	(dB)	(m)		(°)	(m)		(dBuV)	(dB)	(dB)	(dB)
AV	15.7803G	43.67	54.00	-10.33	-2.15	3	Vertical	41	1.50	-	45.82	37.91	13.19	53.25
PK	10.51388G	55.61	68.20	-12.59	-4.48	3	Vertical	338	1.25	-	60.09	39.57	10.36	54.41
PK	15.77982G	57.44	74.00	-16.56	-2.15	3	Vertical	41	1.50	-	59.59	37.91	13.19	53.25

802.11a_Nss1,(6Mbps)_2TX

5260MHz_TX

31/01/2020

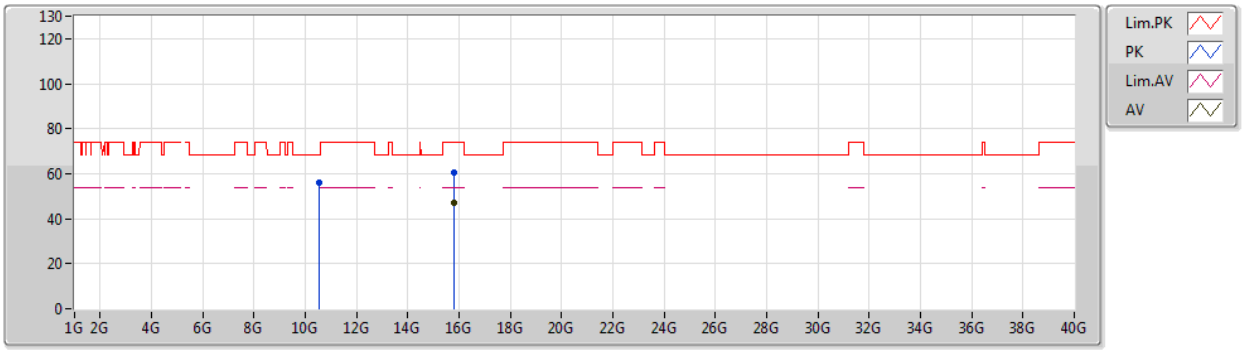

Type	Freq	Level	Limit	Margin	Factor	Dist	Condition	Azimuth	Height	Comment	Raw	AF	CL	PA
	(Hz)	(dBuV/m)	(dBuV/m)	(dB)	(dB)	(m)		(°)	(m)		(dBuV)	(dB)	(dB)	(dB)
AV	15.78054G	47.11	54.00	-6.89	-2.15	3	Horizontal	44	1.58	-	49.26	37.91	13.19	53.25
PK	10.5239G	56.15	68.20	-12.05	-4.47	3	Horizontal	40	1.42	-	60.62	39.58	10.36	54.41
PK	15.77982G	60.56	74.00	-13.44	-2.15	3	Horizontal	44	1.58	-	62.71	37.91	13.19	53.25

802.11a_Nss1,(6Mbps)_2TX

5300MHz_TX

31/01/2020

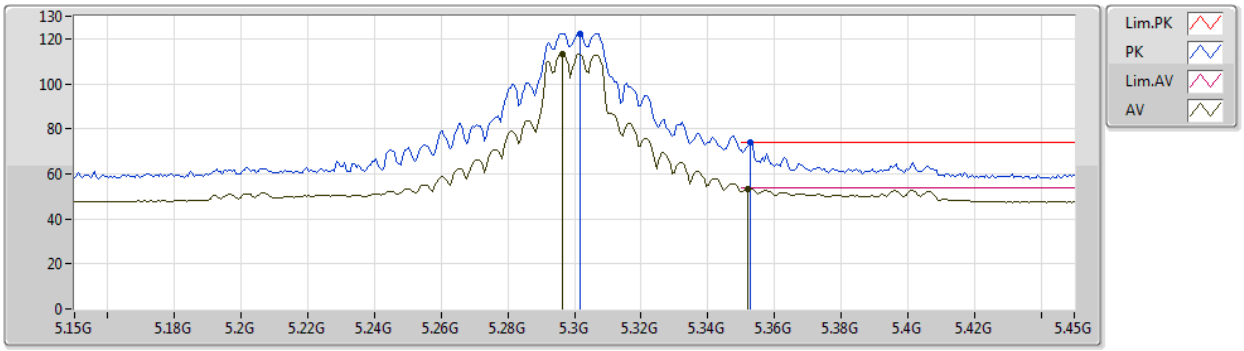

Type	Freq	Level	Limit	Margin	Factor	Dist	Condition	Azimuth	Height	Comment	Raw	AF	CL	PA
	(Hz)	(dBuV/m)	(dBuV/m)	(dB)	(dB)	(m)		(°)	(m)		(dBuV)	(dB)	(dB)	(dB)
AV	5.2964G	113.05	Inf	-Inf	5.17	3	Vertical	330	1.74	-	107.88	31.82	7.22	33.87
AV	5.3522G	53.34	54.00	-0.66	5.24	3	Vertical	330	1.74	-	48.10	31.84	7.29	33.89
PK	5.3018G	122.36	Inf	-Inf	5.18	3	Vertical	330	1.74	-	117.18	31.82	7.23	33.87
PK	5.3528G	73.85	74.00	-0.15	5.24	3	Vertical	330	1.74	-	68.61	31.84	7.29	33.89

802.11a_Nss1,(6Mbps)_2TX

5300MHz_TX

31/01/2020

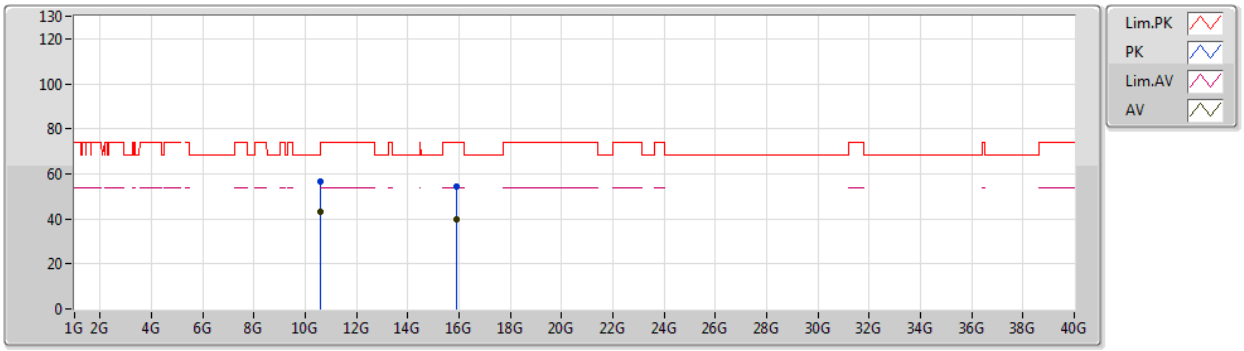

Type	Freq	Level	Limit	Margin	Factor	Dist	Condition	Azimuth	Height	Comment	Raw	AF	CL	PA
	(Hz)	(dBuV/m)	(dBuV/m)	(dB)	(dB)	(m)		(°)	(m)		(dBuV)	(dB)	(dB)	(dB)
AV	10.60014G	43.15	54.00	-10.85	-4.38	3	Vertical	265	1.82	-	47.53	39.68	10.37	54.43
AV	15.89502G	40.02	54.00	-13.98	-2.52	3	Vertical	40	1.48	-	42.54	37.49	13.37	53.38
PK	10.60102G	56.42	74.00	-17.58	-4.38	3	Vertical	265	1.82	-	60.80	39.68	10.37	54.43
PK	15.89466G	54.13	74.00	-19.87	-2.52	3	Vertical	40	1.48	-	56.65	37.49	13.37	53.38